



# NEWSLETTER

## What is Capital Stock?

**Capital stock estimates** information about the **stock of capital** in an economy at a particular point of the time.

**Capital stock** consists of all fixed assets such as machinery, equipment, building and other structures used by enterprises to provide inputs of capital services into processes of production.

Compilation is by kind of economic activity and type of assets

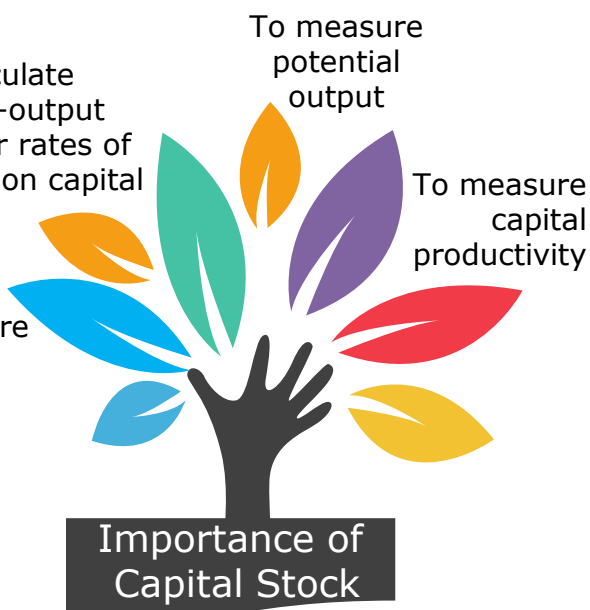
**Capital stock** is measured at both current and constant prices.

To measure potential output

To calculate capital-output ratio or rates of return on capital

To measure capital productivity

To measure capacity utilisation



## Manual References



Measuring Capital  
OECD Manual 2001

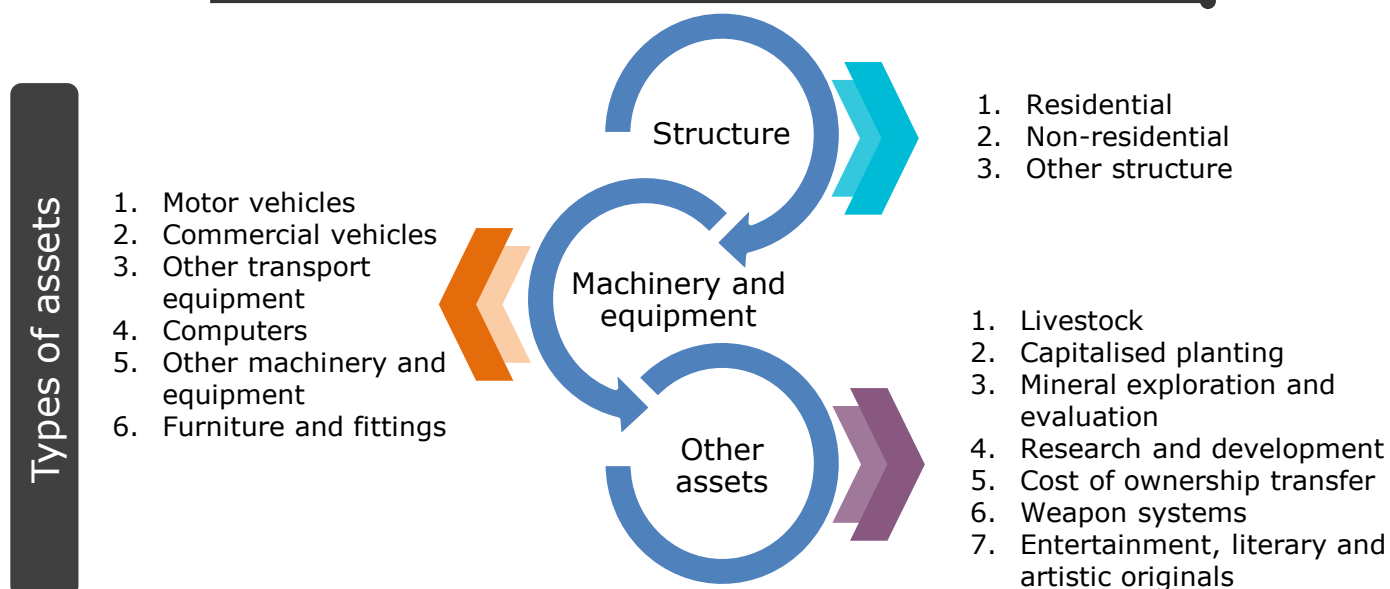
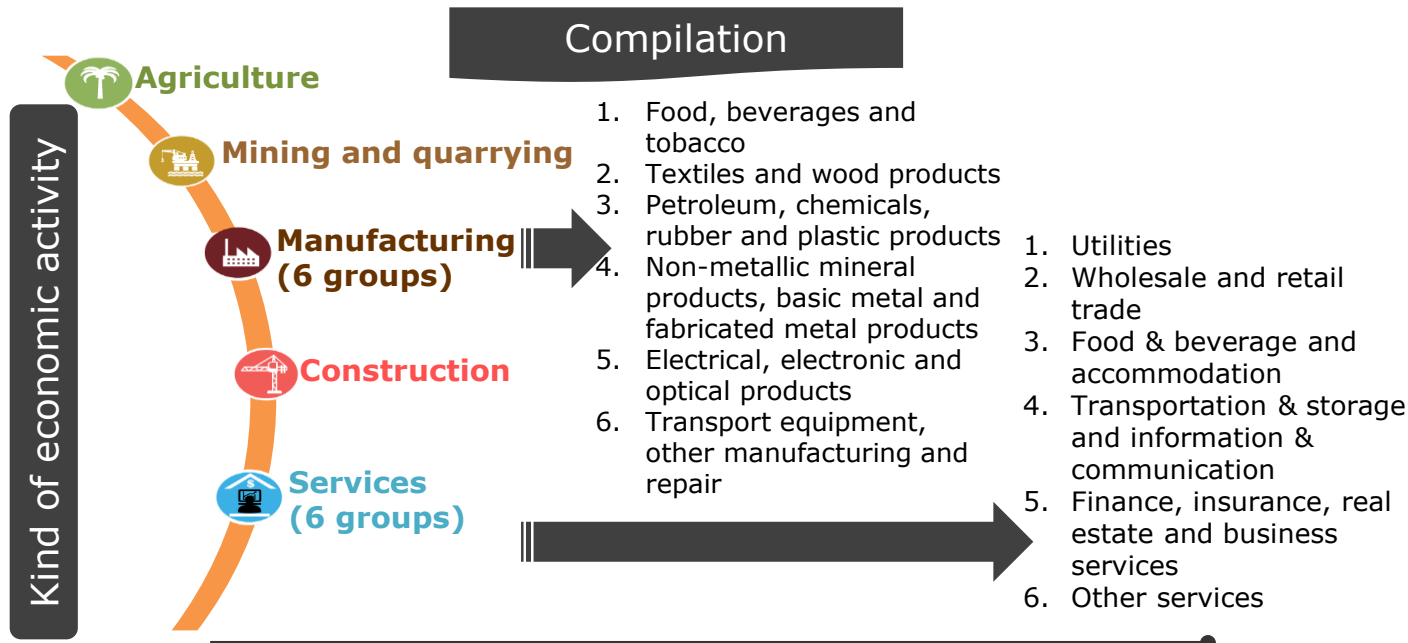
System of National  
Accounts 2008



Measuring Capital  
OECD Manual 2009

Australian System  
of National Accounts  
Concepts, Sources  
and Methods 2015





## Capital Stock Statistics comprises of

**GKS** (Gross Capital Stock) represents accumulated investment less the accumulated value of the assets no longer operating (that is retired or discarded).

**NKS** (Net Capital Stock) represents accumulated investment less retirements and accumulated depreciation for assets still operating.

**PKS** (Productive Capital Stock) is derived from the gross value of assets of different ages due to differences in their efficiencies.


**COFC** (Consumption of Fixed Capital) is the assets used up in the production process during an accounting period.



# CAPITAL STOCK STATISTICS 2018

 **RM3.1 trillion**  
(2017 : RM2.9 trillion)  
 **4.2%**  
(2017 : 4.5%)

The wealth of Malaysia's economy



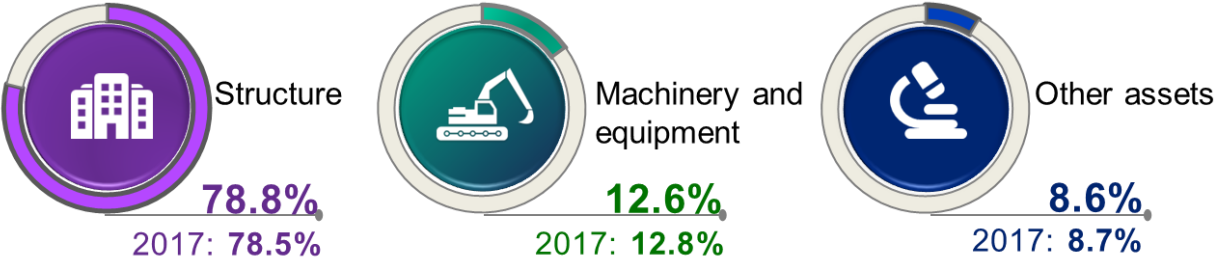
 **RM4.8 trillion**  
(2017 : RM4.6 trillion)

 **4.4%**  
(2017 : 4.7%)

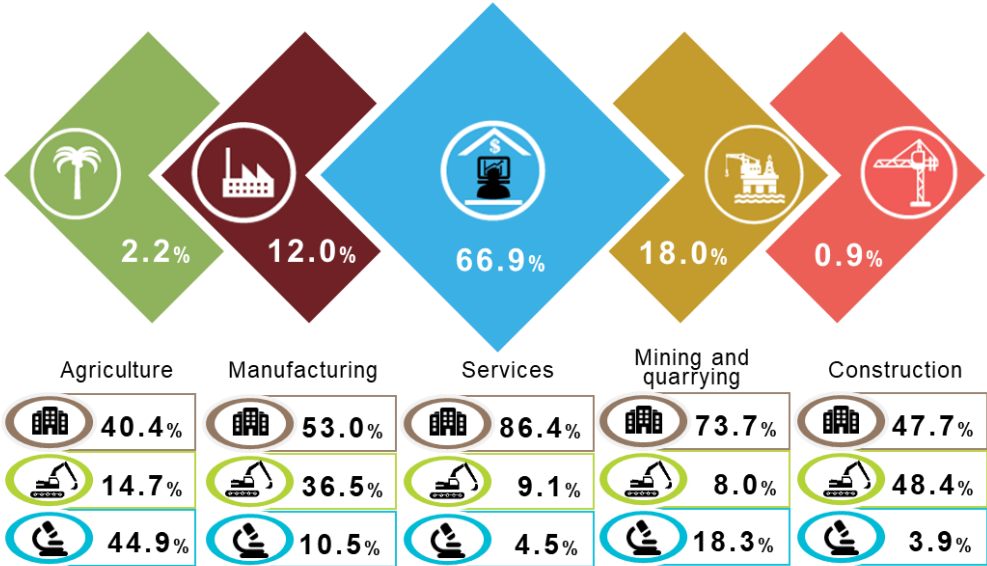
The accumulated investment of fixed assets

 End year value     Annual percentage change

## Share of NKS by type of assets



## Share of NKS by kind of economic activity and type of assets, 2018



Note:

1. Capital stock statistics provides information on accumulated investment in terms of fixed assets.
2. The statistics is expressed in constant 2015 prices.