



MINISTRY OF ECONOMY
DEPARTMENT OF STATISTICS MALAYSIA

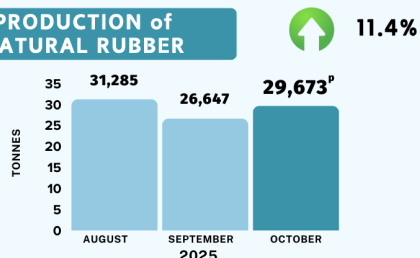
MONTHLY RUBBER STATISTICS, OCTOBER 2025



KEMENTERIAN EKONOMI
JABATAN PERANGKAIAN MALAYSIA

MONTHLY RUBBER STATISTICS, OCTOBER 2025

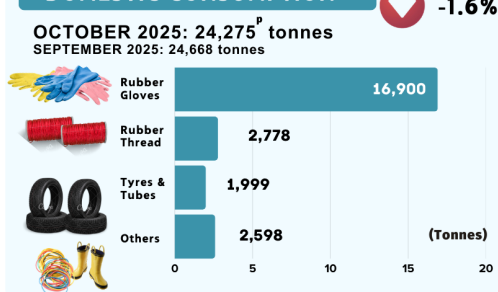
PRODUCTION of NATURAL RUBBER



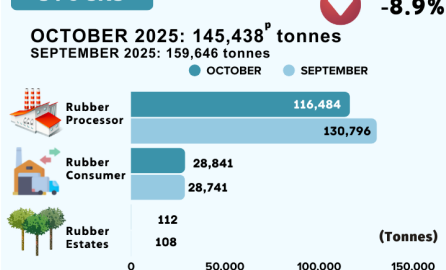
AVERAGE PRICE (cent/kg)



DOMESTIC CONSUMPTION

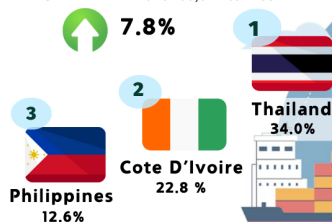


STOCKS



IMPORTS

OCTOBER 2025: 68,318^P tonnes
SEPTEMBER 2025: 63,377 tonnes



EXPORTS

OCTOBER 2025: 52,932^P tonnes
SEPTEMBER 2025: 33,549 tonnes



Note: change month on month : P = Preliminary : S.M.R = Standard Malaysian Rubber

Source: Monthly Rubber Statistics October 2025, Department of Statistics Malaysia (DOSM)



@StatsMalaysia



Malaysia natural rubber production increased by 11.4 per cent in October 2025

Natural Rubber (NR) production increased by 11.4 per cent in October 2025 (29,673 tonnes) as compared to September 2025 (26,647 tonnes). Year-on-year comparison showed that the production of NR decreased by 22.7 per cent (October 2024: 38,400 tonnes). Production of NR in October 2025 for Malaysia was mainly contributed by smallholders sector (86.5%) as compared to estates sector (13.5%).

Total stocks of NR in October 2025 decreased by 8.9 per cent to 145,438 tonnes as compared to 159,646 tonnes in September 2025. Rubber processors factory contributed 80.1 per cent of the stocks followed by rubber consumers factory (19.8%) and rubber estates (0.1%).

Exports of Malaysia's NR amounted to 52,932 tonnes in October 2025, increased 57.8 per cent as against September 2025 (33,549 tonnes). P.R. China remained as the main destination for NR exports which accounted 55.3 per cent of total exports in October 2025 followed by Germany (9.4%), the United Arab Emirates (8.7%), the United States of America (8.0%) and Egypt (2.7%). The exports performance was contributed by NR-based product such as gloves, tyre, tube and rubber thread. Gloves were the main exports of rubber-based products with a value of RM1.2 billion in October 2025, an increase of 12.4 per cent as compared to September 2025 (RM1.1 billion).

Analysis of the average monthly price showed that Concentrated Latex recorded a decrease of 1.4 per cent (October 2025: 569.84 sen per kg; September 2025: 577.89 sen per kg) while Scrap decreased by 0.7 per cent (October 2025: 600.44 sen per kg; September 2025: 604.53 sen per kg). Trend of prices for all Standard Malaysian Rubber (S.M.R) was decreased 0.4 per cent and 1.9 per cent.

Contact person:

Baharudin Mohamad
Public Relation Officer
Strategic Communication and International Division
Department of Statistics Malaysia
Tel : +603-8090 4681
Fax : +603-8888 9248
Email : baharudin[at]dosm.gov.my

Copyright ©2025 Department of Statistics Malaysia Official Portal. All Rights Reserved.