



MINISTRY OF ECONOMY
DEPARTMENT OF STATISTICS MALAYSIA

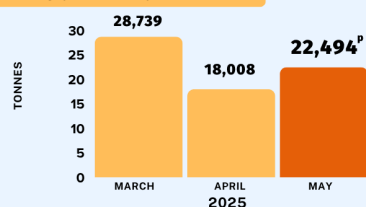
MONTHLY RUBBER STATISTICS, MAY 2025



KEMENTERIAN EKONOMI
JABATAN PERANGKAIAN MALAYSIA

MONTHLY RUBBER STATISTICS, MAY 2025

PRODUCTION of NATURAL RUBBER



↑ 24.9%

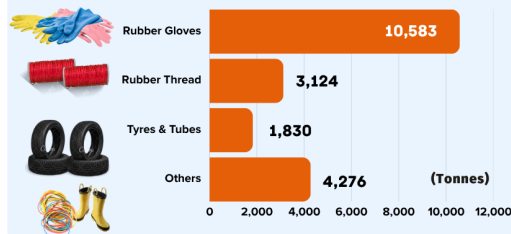
AVERAGE PRICE (cent/kg)



DOMESTIC CONSUMPTION

MAY 2025: 19,812^P tonnes
APRIL 2025: 19,403 tonnes

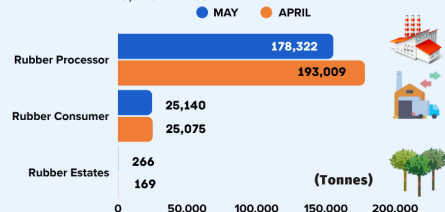
↑ 2.1%



STOCKS

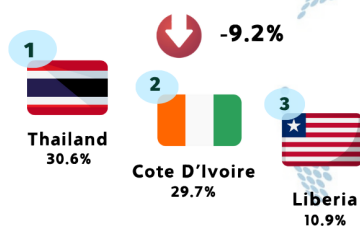
MAY 2025: 180,569^P tonnes
APRIL 2025: 203,708 tonnes

↓ -11.4%



IMPORTS

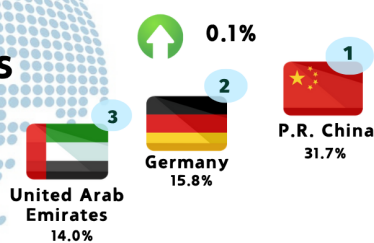
MAY 2025: 60,869^P tonnes
APRIL 2025: 66,999 tonnes



↓ -9.2%

EXPORTS

MAY 2025: 35,939^P tonnes
APRIL 2025: 35,901 tonnes



↑ 0.1%

MAIN COUNTRIES

Note: ↑ ↓ change month on month : P = Preliminary : S.M.R. = Standard Malaysian Rubber

Source: Monthly Rubber Statistics May 2025, Department of Statistics Malaysia (DOSM)



@StatsMalaysia



Malaysia natural rubber production increased by 24.9 per cent in May 2025

Natural Rubber (NR) production increased by 24.9 per cent in May 2025 (22,494 tonnes) as compared to April 2025 (18,008 tonnes). Year-on-year comparison showed that the production of NR decreased by 12.2 per cent (May 2024: 25,608 tonnes). Production of NR in May 2025 for Malaysia was mainly contributed by smallholders sector (85.4%) as compared to estates sector (14.6%).

Total stocks of NR in May 2025 decreased by 11.4 per cent to 180,569 tonnes as compared to 203,708 tonnes in April 2025. Rubber processors factory contributed 86.1 per cent of the stocks followed by rubber consumers factory (13.7%) and rubber estates (0.2%).

Exports of Malaysia's NR amounted to 35,939 tonnes in May 2025, increased 0.1 per cent as against April 2025 (35,901 tonnes). P.R. China remained as the main destination for NR exports which contributed 31.7 per cent of total exports in May 2025 followed by Germany (15.8%), the United Arab Emirates (14.0%), the United States of America (8.1%) and India (6.6%). The exports performance was contributed by NR-based products such as gloves, tyre, tube and rubber thread. Gloves were the main exports of rubber-based products with a value of RM1.04 billion in May 2025, a decrease of 3.5 per cent as compared to April 2025 (RM1.07 billion).

Analysis of the average monthly price showed that Concentrated Latex recorded a decrease of 5.2 per cent (May 2025: 613.80 sen per kg; April 2025: 647.20 sen per kg) while Scrap decreased by 5.4 per cent (May 2025: 606.67 sen per kg; April 2025: 641.27 sen per kg). Trend of prices for all Standard Malaysian Rubber (S.M.R) showed a decline between 3.2 per cent and 5.1 per cent.

Contact person:

Baharudin Mohamad
Public Relation Officer
Strategic Communication and International Division
Department of Statistics Malaysia
Tel : +603-8090 4681
Fax : +603-8888 9248
Email : baharudin[at]dosm.gov.my

Copyright ©2025 Department of Statistics Malaysia Official Portal. All Rights Reserved.