



MINISTRY OF ECONOMY
DEPARTMENT OF STATISTICS MALAYSIA

MONTHLY RUBBER STATISTICS MALAYSIA, OCTOBER 2018

Natural rubber production gained 6.5 per cent in October 2018

Malaysia's natural rubber production in October was **51,209** tonnes, increased by **6.5** per cent as compared to **48,076** tonnes in September. Year-on-year comparisons showed the production dropped **23.8** per cent.

Average price of Latex Concentrate was recorded at **401.50** sen per kilogramme and the average price of Standard Malaysian Rubber 20 (S.M.R. 20) was **542.96** sen per kilogramme. Both prices showed a decrease of **1.9** per cent and **0.2** per cent respectively as compared to the average price in September 2018.

Malaysia's natural rubber exports amounted **54,189** tonnes, increased **3.5** per cent as compared to September 2018. Main destination of exported natural rubber was to China which contributed **50.4** per cent of total exports in October, followed by Germany (**13.6%**), Iran (**3.7%**), Korea (**3.5%**) and Finland (**3.3%**).

Domestic consumption of natural rubber in October 2018 was **44,771** tonnes against **41,188** tonnes during September 2018, with an increase of **8.7** per cent. The rubber glove industry as the main consumer uses **33,075** tonnes or **73.9** per cent of the total natural rubber domestic consumption.

Stock of natural rubber stood at **165,533** tonnes, dropped by **7.7** per cent against **179,351** tonnes at the end of September 2018.

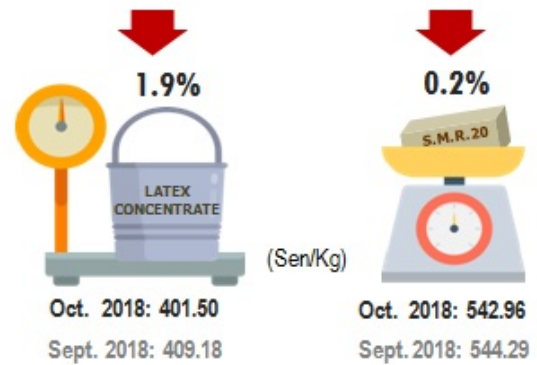


Production

Production of natural rubber increased by **6.5%** in October 2018.

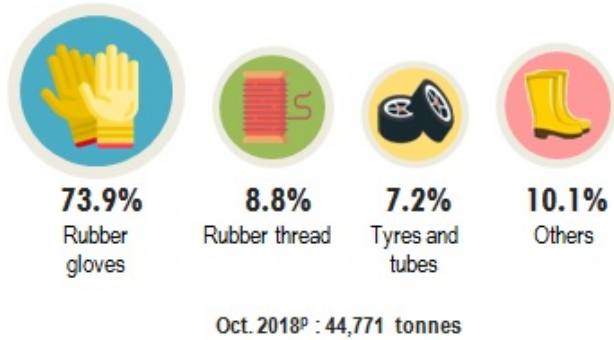


Average price

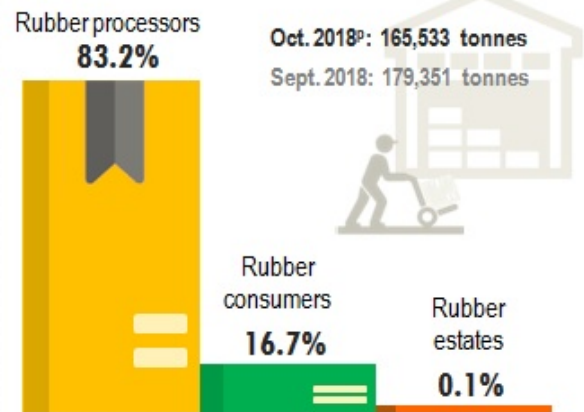


Domestic consumption

Rubber gloves industry was the main consumer of natural rubber.

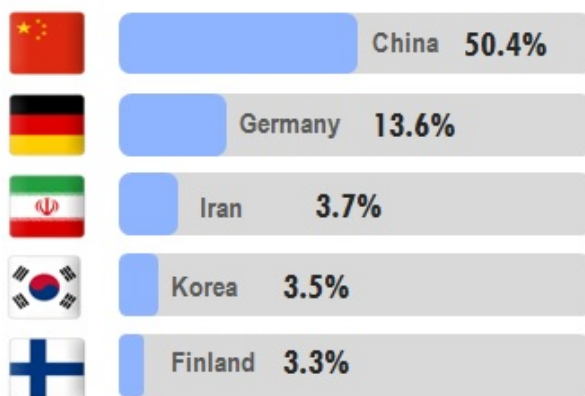


Stocks

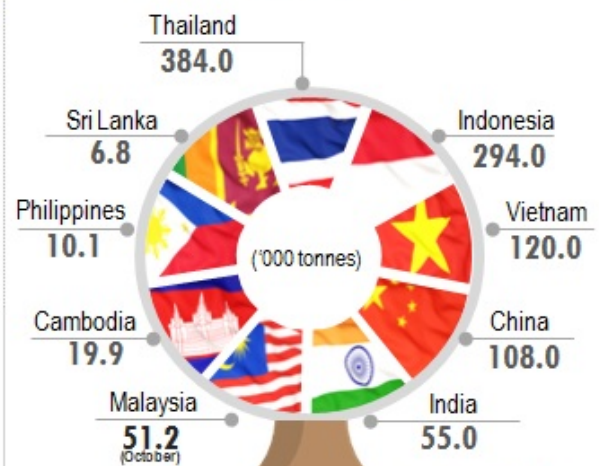


Exports

Exports of natural rubber increased by **3.5%** as compared to September 2018 and China was the main destination of exports.



Production of natural rubber by main producing countries*, September 2018



Source: Ministry of Primary Industries

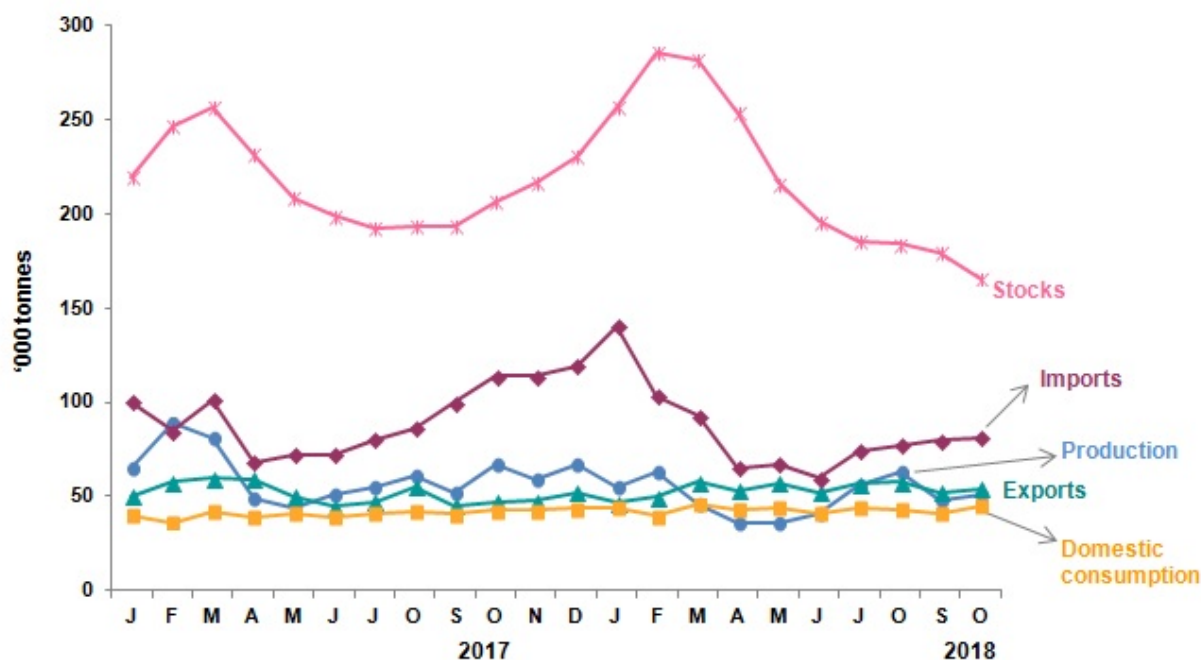
*Association of Natural Rubber Producing Countries (ANRPC)

Table 1 presents the principal statistics of rubber for October 2018 while Chart 1 shows the monthly time series from January 2017 to October 2018.

Table 1: Principal statistics of rubber, October 2018

Principal Statistics	October 2017	September 2018	October 2018	Change month-on-month October 2018/ September 2018 (%)	Change year-on-year October 2018/ October 2017 (%)
Production (tonnes)	67,201	48,076	51,209	6.5	-23.8
Exports (tonnes)	47,162	52,365	54,189	3.5	14.9
Imports (tonnes)	113,930	79,811	81,462	2.1	-28.5
Domestic consumption (tonnes)	42,599	41,188	44,771	8.7	5.1
Closing stocks (tonnes)	206,200	179,351	165,533	-7.7	-19.7
Number of paid workers (estate)	10,104	11,804	11,749	-0.5	16.3
Salaries & wages (estate) (RM'000)	14,313	16,111	17,104	6.2	19.5

Chart 1: Monthly production, exports, imports, domestic consumption and stocks of natural rubber 2017/2018



*Notes:

Data for October 2018 is **provisional**. The data will be updated based on the latest available figures and subsequently published in the November 2018 publication.

Released By:

DATO' SRI DR. MOHD UZIR MAHIDIN
CHIEF STATISTICIAN MALAYSIA
DEPARTMENT OF STATISTICS, MALAYSIA

 [DrUzir_Mahidin](#)   [Dr_Uzir](#)

#myHariBulan# #myBulan# #myTahun#

Contact person:

Ho Mei Kei
Public Relation Officer
Strategic Communication and International Division
Department of Statistics, Malaysia
Tel : +603-8885 7942
Fax : +603-8888 9248
Email : mkho[at]dosm.gov.my

Contact person:

Baharudin Mohamad
Public Relation Officer
Strategic Communication and International Division
Department of Statistics Malaysia
Tel : +603-8090 4681
Fax : +603-8888 9248
Email : baharudin[at]dosm.gov.my

Copyright ©2025 Department of Statistics Malaysia Official Portal. All Rights Reserved.