





MINISTRY OF ECONOMY
DEPARTMENT OF STATISTICS MALAYSIA


MALAYSIAN ECONOMIC STATISTICS REVIEW (MESR), VOLUME 12/2024




MINISTRY OF ECONOMY
DEPARTMENT OF STATISTICS MALAYSIA




@StatsMalaysia






PRODUCTION



Production of Fresh Fruit Bunches (Oil Palm)

Nov 2024:	8,375,522 tonnes	▼ -7.1%
Oct 2024:	9,048,171 tonnes	▼ -6.5%


PRODUCTION



Production of Natural Rubber

Oct 2024:	38,400 tonnes	▲ 16.6%
Sep 2024:	31,847 tonnes	▼ -2.8%


PRODUCTION



Industrial Production Index (IPI)

Oct 2024:	▲ 2.1%
Sep 2024:	▲ 2.3%


PRODUCTION



Sales Value of Manufacturing

Oct 2024:	RM161.3 b	▲ 3.0%
Sep 2024:	RM162.3 b	▲ 2.9%


PRODUCTION



Sales Value of Wholesale & Retail Trade

Oct 2024:	RM150.1 b	▲ 5.5%
Sep 2024:	RM148.2 b	▲ 3.8%


PRICES



Consumer Price Index (CPI)

November 2024:	▲ 1.8%
October 2024:	▲ 1.9%
September 2024:	▲ 1.8%


PRICES



Producer Price Index (PPI)

November 2024:	▼ -0.4%
October 2024:	▼ -2.4%
September 2024:	▼ -2.1%


EXTERNAL SECTOR



Exports

Nov 2024:	RM126.6b	▲ 4.1%
*Oct 2024:	RM128.1b	▲ 1.6%
Sep 2024:	RM123.6b	▼ -0.6%

EXTERNAL SECTOR




Imports

Nov 2024:	RM111.3b	▲ 1.6%
*Oct 2024:	RM116.1b	▲ 2.6%
Sep 2024:	RM110.8b	▲ 10.9%

* As published for the corresponding month


LABOUR FORCE



Number of Employed Persons

Oct 2024:	16.72 mil persons	▲ 1.9%
Sep 2024:	16.69 mil persons	▲ 1.9%

LABOUR FORCE



Unemployment Rate

Oct 2024:	3.2%
Sep 2024:	3.2%

b: billion
Percentage Change: Year-on-Year

Source: Malaysian Economic Statistics Review, Vol. 12/ 2024, Department of Statistics, Malaysia (DOSM)

The rise in Malaysia's labour market reflects the country's overall economic momentum, propelled by a 5.2 per cent growth in 2024's first nine months

MESR Volume 12/2024 edition focuses on the recent statistics released in October 2024 and some forthcoming statistics for November 2024. Furthermore, this edition features an additional article titled **"Crime Statistics in Measuring and Monitoring Social and Economic Well-Being of the Nation"** which discusses the importance of Malaysia's crime statistics in evaluating social and economic well-being. It emphasises the alignment of crime data with the SDGs, particularly Goal 16, to promote peace, justice, and strong institutions.

This MESR will assist users to have the latest information on economic performance in detail.

The full publication of the MESR Volume 12/2024 can be downloaded through [eStatistik](#) portal.

Contact person:

Baharudin Mohamad

Public Relation Officer

Strategic Communication and International Division

Department of Statistics Malaysia

Tel : +603-8885 7942

Fax : +603-8888 9248

Email : baharudin[at]dosm.gov.my

Copyright ©2025 Department of Statistics Malaysia Official Portal. All Rights Reserved.