



MINISTRY OF ECONOMY
DEPARTMENT OF STATISTICS MALAYSIA

LABOUR FORCE STATISTICS, SEPTEMBER 2024

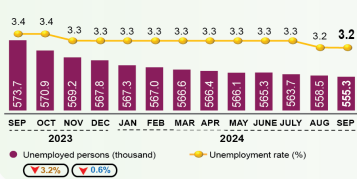


LABOUR FORCE MALAYSIA, SEPTEMBER 2024

September's unemployed continued to decrease to 555.3 thousand persons, with an unemployment rate of 3.2 per cent

UNEMPLOYMENT

THE NUMBER OF UNEMPLOYED PERSONS AND UNEMPLOYMENT RATE, MALAYSIA, SEP 2023 - SEP 2024



3.2%

September's unemployment rate remained at 3.2 per cent as in the previous month

▼ 0.2pp ↔ 0.0pp

Unemployment by category

Actively unemployed Inactively unemployed

79.9% 20.1%

SEP 2024

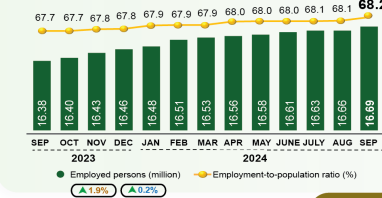
▼ 3.4% ▼ 2.6%
▼ 0.7% ▼ 0.1%

AUG 2024

446.6 thousand 111.9 thousand

EMPLOYED PERSONS

THE NUMBER OF EMPLOYED PERSONS AND EMPLOYMENT-TO-POPULATION RATIO, MALAYSIA, SEP 2023 - SEP 2024

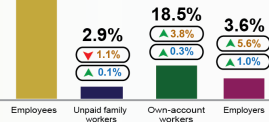


Employed persons by status in employment

75.1%

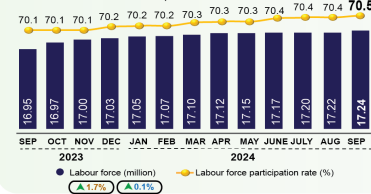
▲ 1.4% ▲ 0.1%

Most of the employed persons in September 2024 were the employees' category, with 75.1 per cent



LABOUR FORCE

LABOUR FORCE AND LABOUR FORCE PARTICIPATION RATE (LFPR), MALAYSIA, SEP 2023 - SEP 2024

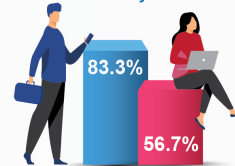


70.5%

▲ 0.4pp ▲ 0.1pp

A higher labour force participation rate recorded during the month at 70.5 per cent

LFPR by sex



OUTSIDE LABOUR FORCE



AUG 2024

7.23 million
7.23 million

SEP 2024

▼ 0.1%

▼ 0.01%

The major composition for the outside labour force was the housework/ family responsibilities



Housework/ family responsibilities
42.9%



Schooling/ training
41.1%

- ▲ Percentage change (year-on-year)
- ▼ Percentage change (month-on-month)
- ↕ Percentage point
- ↔ Unchanged

Source: Labour Force Survey, Department of Statistics Malaysia (DOSM)

- The number of **employed persons** further increased in September 2024 with a rise of **0.2 per cent (+27.6 thousand persons)** to **16.69 million persons** (August 2024: 16.66 million persons). During the month, the **employment-to-population ratio** which indicates the ability of an economy to create employment, rose by **0.1 percentage points** month-on-month to **68.2 per cent** (August 2024: 68.1%).
- In the economic sector, the number of employed persons which was concentrated in the Services sector continued to record increases, particularly in Food & beverage services; Wholesale & retail trade, and Information & communication activities. On the same note, the Manufacturing, Construction, Mining & quarrying and Agriculture sectors also registered a rise in employment.
- In September 2024, **75.1 per cent** of the total employed persons were in the **employees'** category. As compared to the previous month, this category recorded a slight increase of **0.1 per cent (+12.7 thousand persons)**, reaching a total of **12.51 million persons** (August 2024: 12.50 million persons). A similar trend was also observed in the **own-account workers** category, with an increase of **0.3 per cent (+8.8 thousand persons)** to register **3.09 million persons** (August 2024: 3.08 million persons).
- During the month, the number of **unemployed persons** continued to decline, with a decrease of **0.6 per cent (-3.2 thousand persons)** to **555.3 thousand persons** (August 2024: 558.5 thousand persons). The **unemployment rate** in September 2024 remained at **3.2 per cent**, as recorded last month.
- In September 2024, the number of **labour force** was on an upward trend, with an addition of **0.1 per cent (+24.4 thousand persons)** to **17.24 million persons** (August 2024: 17.22 million persons). Accordingly, a higher **labour force participation rate (LFPR)** was recorded during the month at **70.5 per cent** compared to 70.4 per cent last month.
- The number of persons **outside the labour force** in September 2024 posted a marginal decrease of **0.01 per cent** or equivalent to a reduction of **0.8 thousand persons** to **7.23 million persons** (August 2024: 7.23 million persons). The major composition for the outside labour force was **housework/ family responsibilities**, accounting for **42.9 per cent**, followed by the **schooling/ training** category with **41.1 per cent**.

The full publication of the Labour Force Report, September 2024 can be downloaded through eStatistik Portal

Released by:

DEPARTMENT OF STATISTICS MALAYSIA

08 NOVEMBER 2024

Contact person:

Baharudin Mohamad

Public Relation Officer

Strategic Communication and International Division

Department of Statistics Malaysia

Tel : +603-8885 7942

Fax : +603-8888 9248

Email : baharudin[at]dosm.gov.my

Copyright ©2025 Department of Statistics Malaysia Official Portal. All Rights Reserved.