



MINISTRY OF ECONOMY  
DEPARTMENT OF STATISTICS MALAYSIA

LABOUR FORCE STATISTICS, NOVEMBER 2024



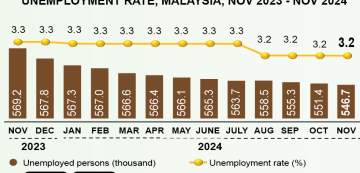
MINISTRY OF ECONOMY  
DEPARTMENT OF STATISTICS MALAYSIA

LABOUR FORCE MALAYSIA, NOVEMBER 2024

The unemployment rate remained at 3.2 per cent, recording 546.7 thousand unemployed

UNEMPLOYMENT

THE NUMBER OF UNEMPLOYED PERSONS AND UNEMPLOYMENT RATE, MALAYSIA, NOV 2023 - NOV 2024

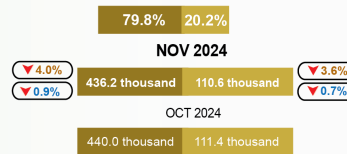


**3.2%**  
November's unemployment rate remained at 3.2 per cent

▼0.1pp    ↔0.0pp

Unemployment by category

Actively unemployed    Inactively unemployed

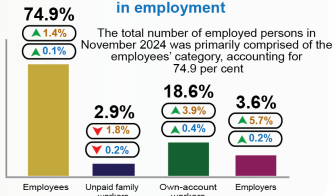


EMPLOYED PERSONS

THE NUMBER OF EMPLOYED PERSONS AND EMPLOYMENT-TO-POPULATION RATIO, MALAYSIA, NOV 2023 - NOV 2024



Employed persons by status in employment



LABOUR FORCE

LABOUR FORCE AND LABOUR FORCE PARTICIPATION RATE (LFPR), MALAYSIA, NOV 2023 - NOV 2024

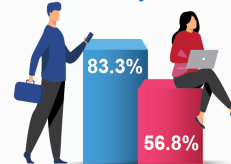


**70.5%**

The labour force participation rate stood at 70.5 per cent as in the preceding month

▲0.4pp    ↔0.0pp

LFPR by sex



OUTSIDE LABOUR FORCE

The major composition of the outside labour force was the housework/ family responsibilities



7.23 million

NOV 2024  
▼0.1%  
▼0.02%

OCT 2024



Housework/ family responsibilities  
43.1%



Schooling/ training  
42.3%

Percentage change (year-on-year)    PP Percentage point  
Percentage change (month-on-month)    ↔ Unchanged



@StatsMalaysia



20 October    2016 - 2030

- The number of **employed persons** in November 2024 continued to show consistent growth and rose by **0.2 per cent (+29.5 thousand persons)**, registering **16.75 million persons** (October 2024: 16.72 million persons). In November 2024, the **employment-to-population ratio**, which indicates the ability of an economy to create employment, edged up by **0.1 percentage points** month-on-month to **68.3 per cent** (October 2024: 68.2%).
- By economic sectors, the Services sector continued to record a rise in the number of employed persons, largely in Wholesale & retail trade; and Transportation & storage; and Information & communication activities. A similar trend in the number of employments was also observed in the Manufacturing, Construction, Mining & quarrying, and Agriculture in November 2024.
- The total number of employed persons in November 2024 was primarily comprised of the **employees' category**, accounting for **74.9 per cent**. This category went up by **0.1 per cent (+16.3 thousand persons)** to **12.54 million persons** (October 2024: 12.53 million persons). Similarly, the **own-account workers** category also witnessed the rising trend during the month, which increased by **0.4 per cent (+12.8 thousand persons)** to **3.11 million persons** (October 2024: 3.10 million persons).
- The number of **unemployed persons** in November 2024 decreased further, dropping by **0.9 per cent (-4.7 thousand persons)** to **546.7 thousand persons** (October 2024: 551.4 thousand persons). November's **unemployment rate** remained at **3.2 per cent** as recorded in the previous month.
- In November 2024, the number of **labour force** continued its upward trend, increasing by **0.1 per cent (+24.9 thousand persons)** to **17.29 million persons** (October 2024: 17.27 million persons). The **labour force participation rate (LFPR)** stood at **70.5 per cent** as in the preceding month.
- During the month, there was a slight decrease of **0.02 per cent (-1.3 thousand persons)** recorded in the number of persons **outside the labour force** to **7.23 million persons** (October 2024: 7.23 million persons). The major composition of the outside labour force was **housework/ family responsibilities**, with a share of **43.1 per cent**, followed by the **schooling/ training** category at **42.3 per cent**.

The full publication of the Labour Force Report, November 2024 can be downloaded through eStatistik Portal

**Released by:**

**DEPARTMENT OF STATISTICS MALAYSIA**

**10 JANUARY 2025**

**Contact person:**

Baharudin Mohamad

Public Relation Officer

Strategic Communication and International Division

Department of Statistics Malaysia

Tel : +603-8885 7942

Fax : +603-8888 9248

Email : baharudin[at]dosm.gov.my

**Copyright ©2025 Department of Statistics Malaysia Official Portal. All Rights Reserved.**