

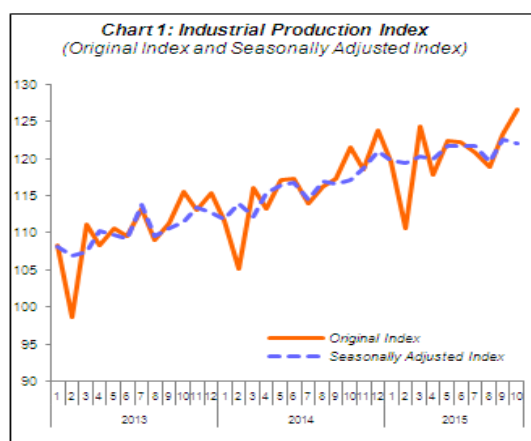


MINISTRY OF ECONOMY  
DEPARTMENT OF STATISTICS MALAYSIA

## INDEX OF INDUSTRIAL PRODUCTION, MALAYSIA OCTOBER 2015

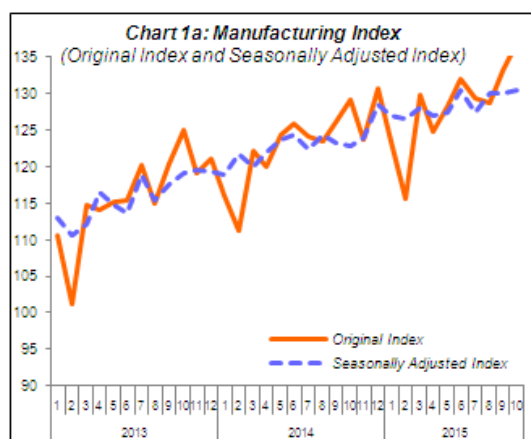
### HIGHLIGHTS

Sector	Seasonally Adjusted Index		Original Index	
	Index	% Changes Month on Month	Index	% Changes Year on Year
<b>IPI</b>	122.0	-0.4	126.6	4.2
<b>Mining Index</b>	101.5	-3.0	102.9	-1.4
<b>Manufacturing Index</b>	130.4	0.2	137.0	6.2
<b>Electricity Index</b>	123.5	0.4	125.8	4.3



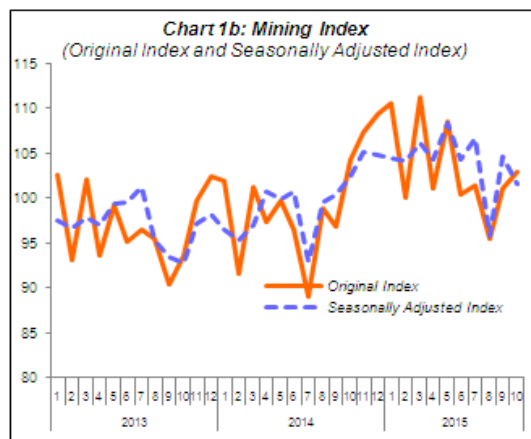
### PERFORMANCE OF INDUSTRIAL PRODUCTION INDEX

The Industrial Production Index (IPI) grew by 4.2% in October 2015 as compared to the same month of the previous year. The rise in October 2015 was supported by positive growth in Manufacturing index (6.2%) and Electricity index (4.3%). However, the Mining index decreased by 1.4%. The IPI in September 2015 remain unchanged at 5.1% year-on-year. In seasonally adjusted terms, the IPI in October 2015 declined by 0.4% month-on-month due to the decrease of the Mining index by 3.0%. Meanwhile, the indices for Manufacturing and Electricity increased by 0.2% and 0.4% respectively.



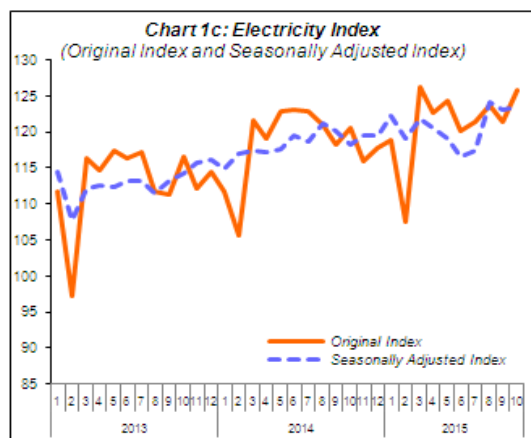
### PERFORMANCE OF MANUFACTURING SECTOR

Year-on-year, Manufacturing sector output expanded further by 6.2% in October 2015 after registering 5.6% in September 2015. The major sub-sectors which expanded in October 2015 were: Electrical and Electronics Products (13.9%); Petroleum, Chemical, Rubber and Plastic Products (3.3%) and Non-metallic Mineral Products, Basic Metal and Fabricated Metal Products (5.1%). On a seasonally adjusted month-on-month basis, Manufacturing output edged up 0.2% in October 2015.



### **PERFORMANCE OF MINING SECTOR**

The Mining sector output decreased by 1.4% in October 2015 as compared to the same month in 2014 mainly due to the declined in Natural Gas index (5.3%), whilst, the Crude Oil index recorded a slower growth of 2.1%. On a seasonally adjusted terms, output for the Mining sector fell by 3.0% as compared to September 2015.



### **PERFORMANCE OF ELECTRICITY SECTOR**

The Electricity sector output grew 4.3% in October 2015 on yearly basis. On a seasonally adjusted terms, Electricity sector output increased by 0.4% as compared to the previous month.

## **PERFORMANCE OF INDUSTRIAL PRODUCTION INDEX FOR THE PERIOD JANUARY TO OCTOBER 2015**

Malaysia's Industrial Production Index for the period of January to October 2015 grew by 5.0% as compared to the same period of the previous year. The increase was supported by the expansion in all three indices: Manufacturing (4.9%); Mining (5.7%) and Electricity (2.1%).

Sector	Jan. - Oct. 2014	Jan. - Oct. 2015	% Changes Year-on-Year
<b>IPI</b>	114.9	120.6	5.0
<b>Mining Index</b>	97.7	103.3	5.7
<b>Manufacturing Index</b>	122.2	128.2	4.9
<b>Electricity Index</b>	118.7	121.2	2.1

#### **\* Notes:**

Data for October 2015 is provisional. The data will be updated based on the latest available figures and subsequently published in the November 2015 publication.

**THE OFFICE OF CHIEF STATISTICIAN MALAYSIA**  
**DEPARTMENT OF STATISTICS MALAYSIA**  
**10 DECEMBER 2015**

#### **Contact person:**

Ho Mei Kei  
Public Relation Officer  
Corporate and User Services Division  
Department of Statistics, Malaysia  
**Tel : +603-8885 7942**

**Fax :** +603-8888 9248

**Email :** mkho@stats.gov.my

**Contact person:**

Baharudin Mohamad

Public Relation Officer

Strategic Communication and International Division

Department of Statistics Malaysia

Tel : +603-8090 4681

Fax : +603-8888 9248

Email : baharudin[at]dosm.gov.my

**Copyright ©2025 Department of Statistics Malaysia Official Portal. All Rights Reserved.**