

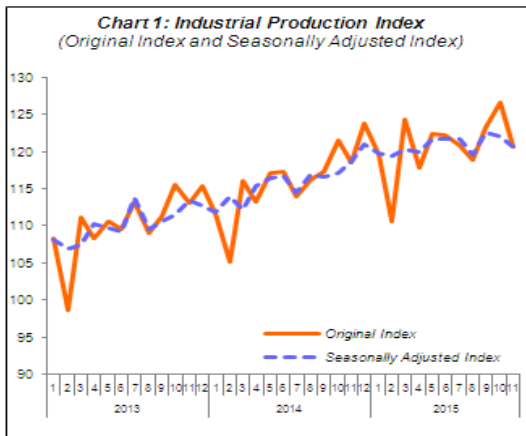


MINISTRY OF ECONOMY  
DEPARTMENT OF STATISTICS MALAYSIA

INDEX OF INDUSTRIAL PRODUCTION, MALAYSIA NOVEMBER 2015

**HIGHLIGHTS**

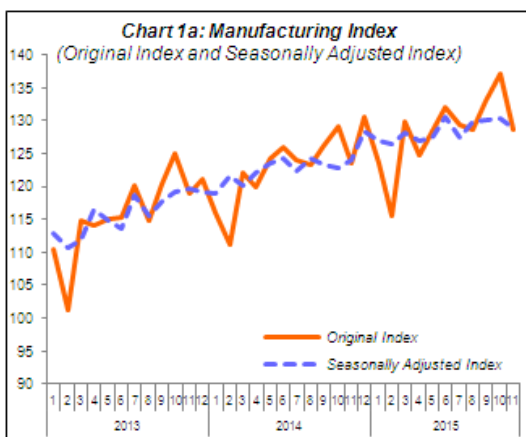
Sector	Seasonally Adjusted Index		Original Index	
	Index	% Changes Month on Month	Index	% Changes Year on Year
<b>IPI</b>	120.7	-1.1	120.7	1.8
<b>Mining Index</b>	100.3	-1.2	103.0	-4.1
<b>Manufacturing Index</b>	128.9	-1.1	128.6	4.1
<b>Electricity Index</b>	121.9	-1.3	118.3	2.0



**PERFORMANCE OF INDUSTRIAL PRODUCTION INDEX**

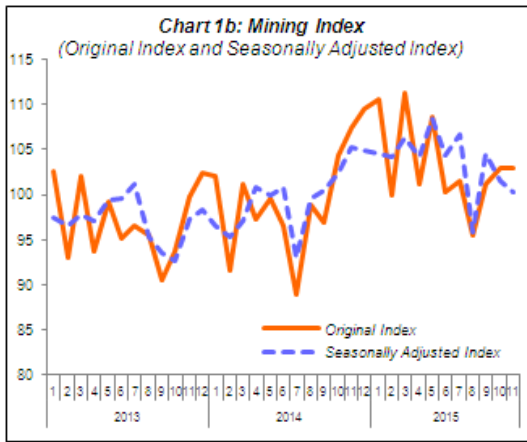
The Industrial Production Index (IPI) increased by 1.8% in November 2015 as compared to the same month of the previous year. The surge in November 2015 was supported by positive growth in Manufacturing index (4.1%) and Electricity index (2.0%). However, the Mining index recorded a decrease of 4.1%. The IPI in October 2015 remained unchanged at 4.2% year-on-year.

In seasonally adjusted terms, the IPI in November 2015 declined by 1.1% month-on-month following a decrease in all indices: Manufacturing (1.1%), Mining (1.2%) and Electricity (1.3%).



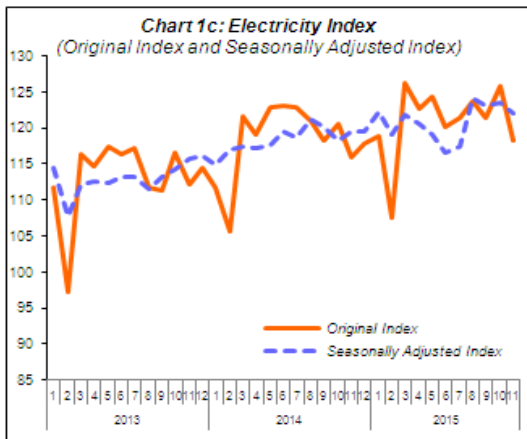
**PERFORMANCE OF MANUFACTURING SECTOR**

Year-on-year, Manufacturing sector output expanded moderately by 4.1% in November 2015 after registering a strong growth of 6.2% in October 2015. The major sub-sectors which expanded in November 2015 were: Electrical and Electronics Products (9.3%); Food, Beverages and Tobacco (4.6%) and Non-metallic Mineral Products, Basic Metal and Fabricated Metal Products (4.3%). On a seasonally adjusted month-on-month basis, Manufacturing output declined by 1.1% in November 2015.



### **PERFORMANCE OF MINING SECTOR**

The Mining sector output fell by 4.1% in November 2015 as compared to the same month in 2014 due to the decrease in Natural Gas index (8.7%) and Crude Oil index (0.3%). On a seasonally adjusted terms, output for the Mining sector contracted 1.2% as compared to October 2015.



### **PERFORMANCE OF ELECTRICITY SECTOR**

The Electricity sector output grew 2.0% in November 2015 on yearly basis. On a seasonally adjusted terms, Electricity sector output decreased by 1.3% as compared to the previous month.

## **PERFORMANCE OF INDUSTRIAL PRODUCTION INDEX FOR THE PERIOD JANUARY TO NOVEMBER 2015**

Malaysia's Industrial Production Index for the period of January to November 2015 posted a growth of 4.7% as compared to the same period of the previous year. The expansion was supported by the increase in all three indices: Manufacturing (4.9%); Mining (4.7%) and Electricity (2.1%).

<b>Sector</b>	<b>Jan. - Nov. 2014</b>	<b>Jan. - Nov. 2015</b>	<b>% Changes Year-on-Year</b>
<b>IPI</b>	115.3	120.7	4.7
<b>Mining Index</b>	98.6	103.3	4.7
<b>Manufacturing Index</b>	122.3	128.3	4.9
<b>Electricity Index</b>	118.4	120.9	2.1

**\* Notes:**

Data for November 2015 is provisional. The data will be updated based on the latest available figures and subsequently published in the December 2015 publication.

**THE OFFICE OF CHIEF STATISTICIAN MALAYSIA**  
**DEPARTMENT OF STATISTICS MALAYSIA**  
**11 JANUARY 2016**

**Contact person:**

Ho Mei Kei  
Public Relation Officer  
Corporate and User Services Division  
Department of Statistics, Malaysia  
**Tel : +603-8885 7942**

**Fax** : +603-8888 9248

**Email** : mkho@stats.gov.my

**Contact person:**

Baharudin Mohamad

Public Relation Officer

Strategic Communication and International Division

Department of Statistics Malaysia

Tel : +603-8885 7942

Fax : +603-8888 9248

Email : baharudin[at]dosm.gov.my

**Copyright ©2025 Department of Statistics Malaysia Official Portal. All Rights Reserved.**