



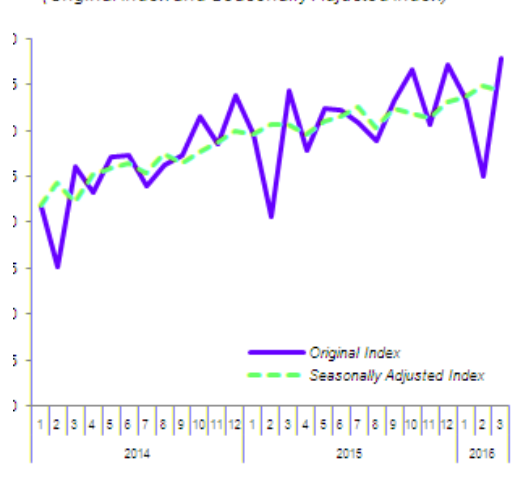
MINISTRY OF ECONOMY
DEPARTMENT OF STATISTICS MALAYSIA

INDEX OF INDUSTRIAL PRODUCTION, MALAYSIA MARCH 2016

HIGHLIGHTS

| Sector | Seasonally Adjusted Index | | Original Index | |
|----------------------------|---------------------------|--------------------------|----------------|------------------------|
| | Index | % Changes Month-on-Month | Index | % Changes Year-on-Year |
| IPI | 124.3 | -0.4 | 127.8 | 2.8 |
| Mining Index | 103.5 | -2.2 | 108.5 | -2.5 |
| Manufacturing Index | 134.2 | 1.4 | 135.6 | 4.4 |
| Electricity Index | 130.5 | -1.0 | 135.9 | 7.7 |

Chart 1: Industrial Production Index
(Original Index and Seasonally Adjusted Index)

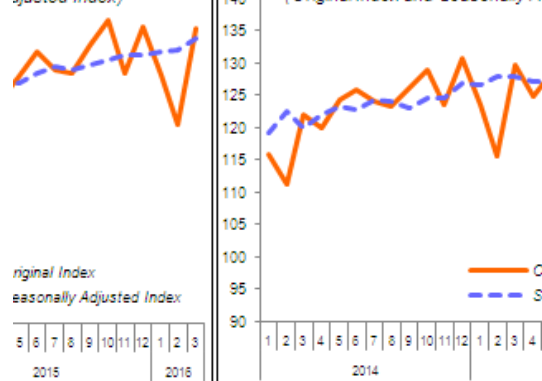


PERFORMANCE OF INDUSTRIAL PRODUCTION INDEX

The Industrial Production Index (IPI) rose 2.8% in March 2016 as compared to the same month of the previous year. The rise in March 2016 was supported by positive growth in Manufacturing index (4.4%) and Electricity index (7.7%). However, the Mining index recorded a decrease of 2.5%. The IPI in February 2016 remained unchanged at 3.9% year-on-year.

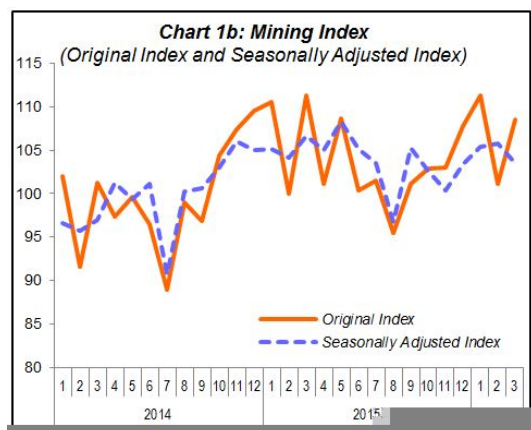
In seasonally adjusted terms, the IPI in March 2016 declined by 0.4% month-on-month following a decrease in the Mining index (2.2%) and Electricity index (1.0%). Meanwhile, the Manufacturing index increased by 1.4%.

Chart 1a: Manufacturing Index
(Original Index and Seasonally Adjusted Index)



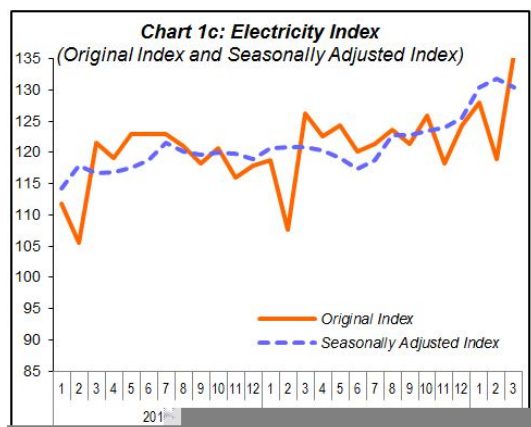
PERFORMANCE OF MANUFACTURING SECTOR

Year-on-year basis, Manufacturing sector output grew 4.4% in March 2016 after an increased of 4.5% registered in February 2016. The major sub-sectors which recorded an expansion in March 2016 were: Electrical and Electronics Products (5.5%); Petroleum, Chemical, Rubber and Plastic Products (3.3%) and Food, Beverages and Tobacco (6.7%). On a seasonally adjusted month-on-month basis, Manufacturing output edged up 1.4% in March 2016.



PERFORMANCE OF MINING SECTOR

The Mining sector output fell 2.5% in March 2016 as compared to the same month in 2015 due to the declined in Crude Oil index (3.6%) and Natural Gas index (1.2%). On a seasonally adjusted terms, output for the Mining sector decreased 2.2% as compared to February 2016.



PERFORMANCE OF ELECTRICITY SECTOR

The Electricity sector output posted a strong growth of 7.7% in March 2016 on yearly basis. On a seasonally adjusted terms, Electricity sector output contracted 1.0% as compared to the previous month.

PERFORMANCE OF INDUSTRIAL PRODUCTION INDEX FOR THE FIRST QUARTER 2016

Malaysia's Industrial Production Index for the first quarter 2016 expanded by 3.3% as compared to the same quarter of the previous year. The expansion was due to the increase in the Manufacturing index (4.3%) and Electricity index (8.5%). Whilst, the Mining index posted a decrease of 0.3%.

| Sector | Q4 2015 | Q1 2016 | % Changes | |
|----------------------------|---------|---------|---------------------|---------------------|
| | | | Q1 2016/ Q1 2015 | Q1 2016/ Q4 2015 |
| IPI | 124.8 | 122.0 | 3.3 | -2.2 |
| Mining Index | 104.5 | 106.9 | -0.3 | 2.3 |
| Manufacturing Index | 133.9 | 128.2 | 4.3 | -4.2 |
| Electricity Index | 122.8 | 127.6 | 8.5 | 3.9 |

* Notes:

Data for March 2016 is **provisional**. The data will be updated based on the latest available figures and subsequently published in the April 2016 publication.

THE OFFICE OF CHIEF STATISTICIAN MALAYSIA
DEPARTMENT OF STATISTICS MALAYSIA
12 MAY 2016

Contact person:

Ho Mei Kei
Public Relation Officer
Corporate and User Services Division
Department of Statistics, Malaysia
Tel : +603-8885 7942

Fax : +603-8888 9248

Email : mkho@stats.gov.my

Contact person:

Baharudin Mohamad

Public Relation Officer

Strategic Communication and International Division

Department of Statistics Malaysia

Tel : +603-8090 4681

Fax : +603-8888 9248

Email : baharudin[at]dosm.gov.my

Copyright ©2025 Department of Statistics Malaysia Official Portal. All Rights Reserved.