

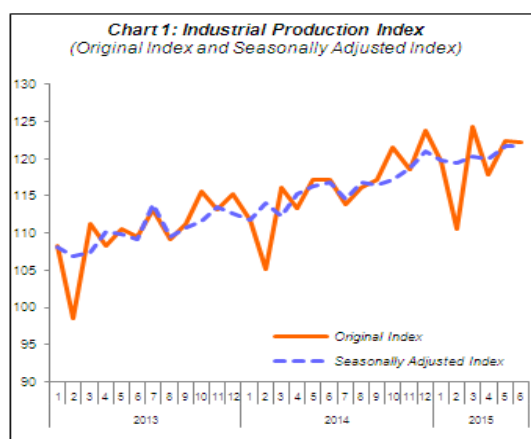


MINISTRY OF ECONOMY  
DEPARTMENT OF STATISTICS MALAYSIA

## INDEX OF INDUSTRIAL PRODUCTION, MALAYSIA JUNE 2015

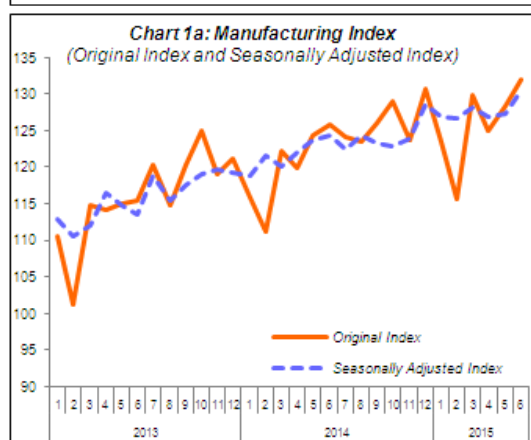
### HIGHLIGHTS

| Sector                     | Seasonally Adjusted Index |                          | Original Index |                        |
|----------------------------|---------------------------|--------------------------|----------------|------------------------|
|                            | Index                     | % Changes Month-on-Month | Index          | % Changes Year-on-Year |
| <b>IPI</b>                 | 121.7                     | 0.1                      | 122.3          | 4.3                    |
| <b>Mining Index</b>        | 104.3                     | -3.7                     | 100.3          | 4.0                    |
| <b>Manufacturing Index</b> | 130.5                     | 2.5                      | 132.1          | 4.9                    |
| <b>Electricity Index</b>   | 116.6                     | -2.0                     | 120.1          | -2.3                   |



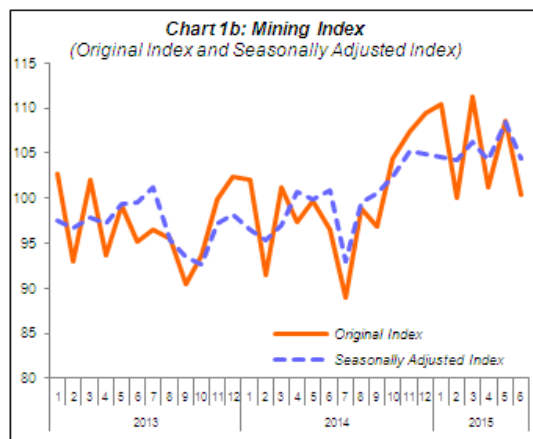
### PERFORMANCE OF INDUSTRIAL PRODUCTION INDEX

The Industrial Production Index (IPI) increased by **4.3%** in June 2015 as compared to the same month of the previous year. The expansion in June 2015 was supported by positive growth in Manufacturing (**4.9%**) and Mining (**4.0%**). However, the Electricity index decreased by **2.3%**. The IPI in May 2015 remained unchanged by **4.5%** year-on-year. In seasonally adjusted terms, the IPI in June 2015 grew by **0.1%** month-on-month due to the increase of Manufacturing index (**2.5%**). Meanwhile, the index for Mining and Electricity declined by **3.7%** and **2.0%** respectively.



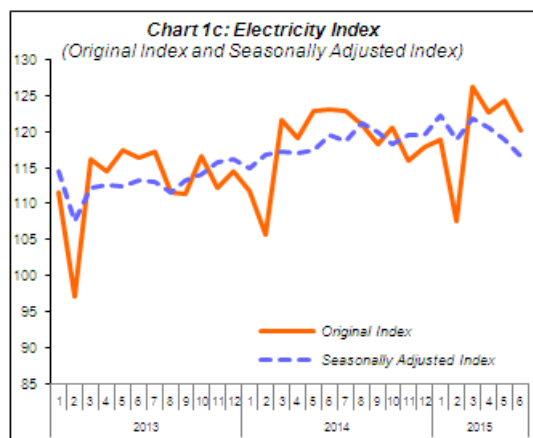
### PERFORMANCE OF MANUFACTURING SECTOR

Year-on-year, Manufacturing sector output edged up to **4.9%** in June 2015 after an increase of **3.2%** registered in May 2015. The major sub-sectors showed an increase in June 2015 were: Electrical and Electronics Products (**6.1%**); Food, Beverages and Tobacco (**11.2%**) and Petroleum, Chemical, Rubber and Plastic Products (**2.2%**). On a seasonally adjusted month-on-month basis, Manufacturing output grew by **2.5%** in June 2015.



### PERFORMANCE OF MINING SECTOR

The Mining sector output increased by **4.0%** in June 2015 compared to the same month in 2014. This expansion was mainly due to the increase of Crude Oil index (**6.6%**) and Natural Gas index (**1.0%**). As against May 2015, seasonally adjusted output for the Mining sector declined by **3.7%**.



### PERFORMANCE OF ELECTRICITY SECTOR

The Electricity sector output fell **2.3%** in June 2015 on yearly basis. In seasonally adjusted terms, Electricity sector output contracted by **2.0%** in June 2015 as compared to the previous month.

### PERFORMANCE OF INDUSTRIAL PRODUCTION INDEX FOR THE SECOND QUARTER 2015

Malaysia's Industrial Production Index for the second quarter 2015 expanded by **4.3%**, compared with the same quarter of the previous year. The increase was due to the rise in all three indices: Manufacturing (**4.1%**); Mining (**5.7%**) and Electricity (**0.6%**).

| Sector                     | % Changes |         |                     |                     |
|----------------------------|-----------|---------|---------------------|---------------------|
|                            | Q1 2015   | Q2 2015 | Q2 2015/<br>Q2 2014 | Q2 2015/<br>Q1 2015 |
| <b>IPI</b>                 | 118.1     | 120.8   | 4.3                 | 2.3                 |
| <b>Mining Index</b>        | 107.3     | 103.4   | 5.7                 | -3.6                |
| <b>Manufacturing Index</b> | 123.0     | 128.4   | 4.1                 | 4.4                 |
| <b>Electricity Index</b>   | 117.5     | 122.4   | 0.6                 | 4.1                 |

**\* Notes:**

Data for June 2015 is **provisional**. The data will be updated based on the latest available figures and subsequently published in the July 2015 publication.

**THE OFFICE OF CHIEF STATISTICIAN MALAYSIA**  
**DEPARTMENT OF STATISTICS MALAYSIA**  
**10 AUGUST 2015**

**Contact person:**

Norrita binti Amran  
Public Relation Officer  
Corporate and User Services Division  
Department of Statistics, Malaysia

**Tel :** +603-8885 7942

**Fax :** +603-8888 9248

**Email :** norrita.amran@stats.gov.my

**Contact person:**

Baharudin Mohamad

Public Relation Officer

Strategic Communication and International Division

Department of Statistics Malaysia

Tel : +603-8090 4681

Fax : +603-8888 9248

Email : baharudin[at]dosm.gov.my

**Copyright ©2025 Department of Statistics Malaysia Official Portal. All Rights Reserved.**