

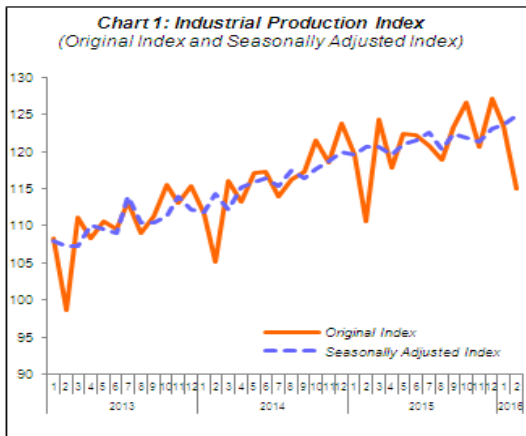


MINISTRY OF ECONOMY
DEPARTMENT OF STATISTICS MALAYSIA

INDEX OF INDUSTRIAL PRODUCTION, MALAYSIA FEBRUARY 2016

HIGHLIGHTS

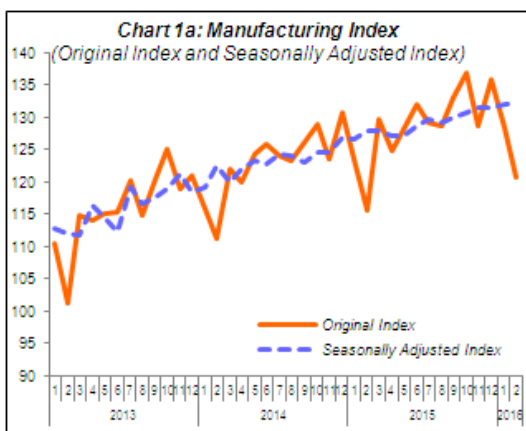
Sector	Seasonally Adjusted Index		Original Index	
	Index	% Changes Month on Month	Index	% Changes Year on Year
IPI	124.8	0.9	114.9	3.9
Mining Index	105.8	0.4	101.1	1.1
Manufacturing Index	132.4	0.2	120.7	4.5
Electricity Index	131.8	1.2	118.9	10.5



PERFORMANCE OF INDUSTRIAL PRODUCTION INDEX

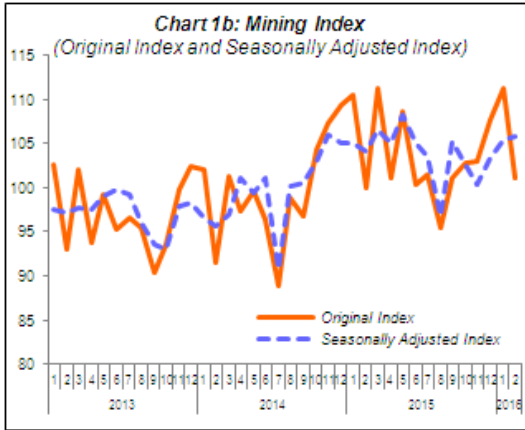
The Industrial Production Index (IPI) grew by 3.9% in February 2016 as compared with February 2015. The expansion in February 2016 was supported by positive growth in all indices: Manufacturing (4.5%), Mining (1.1%) and Electricity (10.5%). The IPI in January 2016 remained unchanged at 3.2% year-on-year.

In seasonally adjusted terms, the IPI in February 2016 recorded a growth of 0.9% month-on-month following an increase in all indices: Manufacturing (0.2%), Mining (0.4%) and Electricity (1.2%).



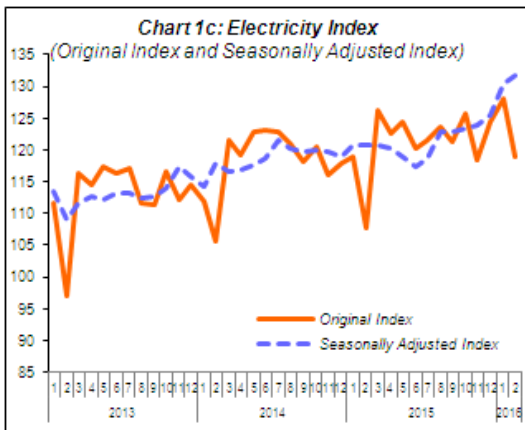
PERFORMANCE OF MANUFACTURING SECTOR

Year-on-year basis, Manufacturing sector output rose 4.5% in February 2016 after registering a growth of 3.9% in January 2016. The major sub-sectors which recorded an expansion in February 2016 were: Electrical and Electronics Products (5.8%); Petroleum, Chemical, Rubber and Plastic Products (2.9%) and Wood Products, Furniture, Paper Products, Printing (9.6%). On a seasonally adjusted month-on-month basis, Manufacturing output edged up 0.2% in February 2016.



PERFORMANCE OF MINING SECTOR

The Mining sector output grew 1.1% in February 2016 as compared to the same month in 2015. This growth was mainly due to the increase of Crude Oil index (1.3%) and Natural Gas index (0.7%). On a seasonally adjusted terms, output for the Mining sector increased 0.4% as compared to January 2016.



PERFORMANCE OF ELECTRICITY SECTOR

The Electricity sector output expanded 10.5% in February 2016 on yearly basis. On a seasonally adjusted terms, Electricity sector output grew 1.2% as compared to the previous month.

PERFORMANCE OF INDUSTRIAL PRODUCTION INDEX FOR THE PERIOD JANUARY TO FEBRUARY 2016

Malaysia's Industrial Production Index for the period of January to February 2016 expanded by 3.6% as compared to the same period of the previous year. The expansion was supported by the increase in all three indices: Manufacturing (4.2%); Mining (0.9%) and Electricity (9.0%).

Sector	Jan. - Feb. 2015	Jan. - Feb. 2016	% Changes Year-on-Year
IPI	115.1	119.2	3.6
Mining Index	105.2	106.1	0.9
Manufacturing Index	119.5	124.6	4.2
Electricity Index	113.2	123.4	9.0

*** Notes:**

Data for February 2016 is provisional. The data will be updated based on the latest available figures and subsequently published in the March 2016 publication.

THE OFFICE OF CHIEF STATISTICIAN MALAYSIA

DEPARTMENT OF STATISTICS MALAYSIA

11 APRIL 2016

Contact person:

Ho Mei Kei

Public Relation Officer

Corporate and User Services Division

Department of Statistics, Malaysia

Tel : +603-8885 7942

Fax : +603-8888 9248

Email : mkho[at]stats.gov.my

Contact person:

Baharudin Mohamad

Public Relation Officer

Strategic Communication and International Division

Department of Statistics Malaysia

Tel : +603-8885 7942

Fax : +603-8888 9248

Email : baharudin[at]dosm.gov.my

Copyright ©2025 Department of Statistics Malaysia Official Portal. All Rights Reserved.