



MINISTRY OF ECONOMY
DEPARTMENT OF STATISTICS MALAYSIA

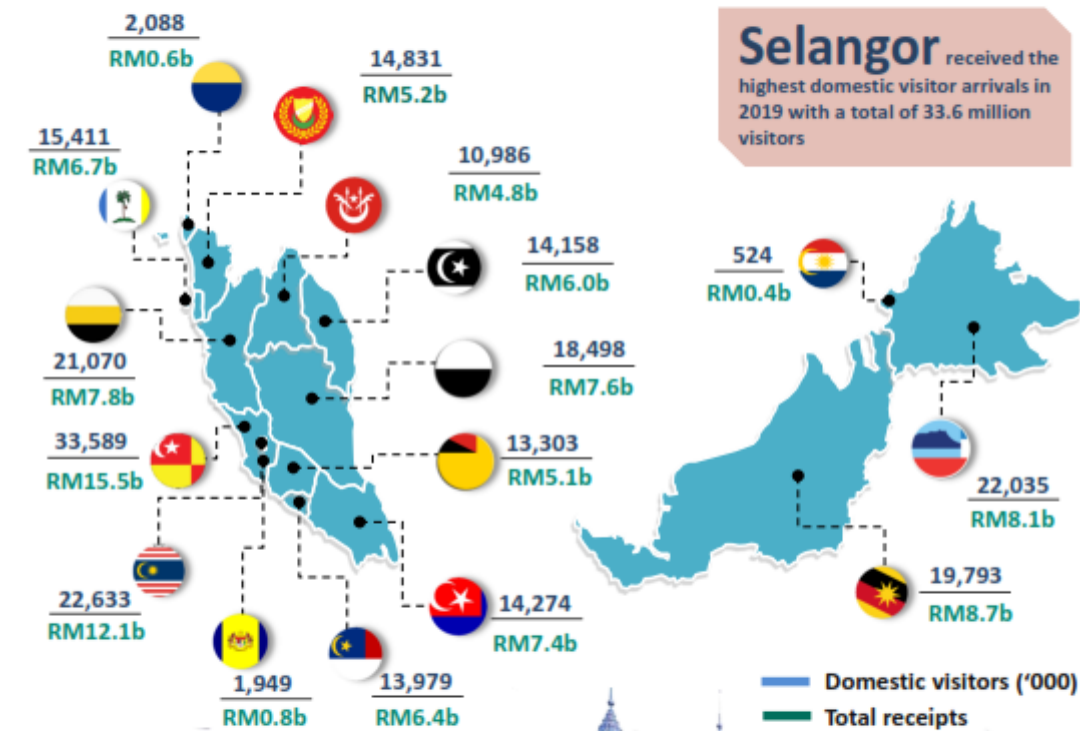
DOMESTIC TOURISM SURVEY 2019 BY STATE



PERFORMANCE OF DOMESTIC TOURISM BY STATE 2019

5 states which recorded the highest receipts in 2019 were Selangor, W.P. Kuala Lumpur, Sarawak, Sabah and Perak

Selangor received the highest domestic visitor arrivals in 2019 with a total of 33.6 million visitors



Source: Domestic Tourism Survey 2019 by State, Department of Statistics Malaysia

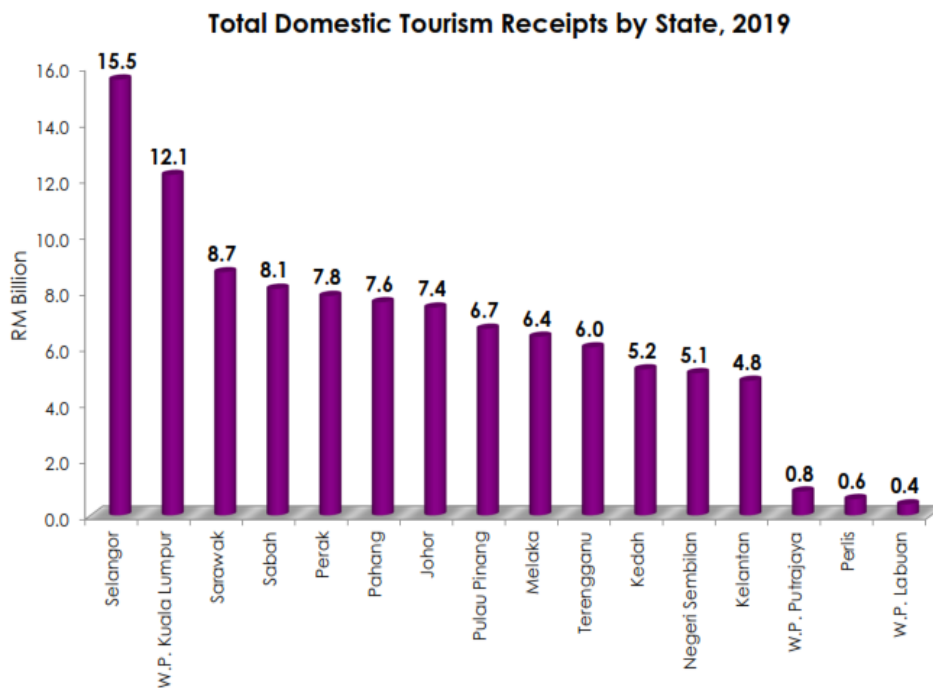
INTRODUCTION

This report presents the statistics related to domestic tourism for each state in Malaysia. The annual statistics presented in this publication were obtained from the Domestic Tourism Survey, 2019. The principal statistics reported are related to the key indicators of domestic tourism performance such as the number of domestic visitor arrivals, total of trips and total of receipts. In addition, statistics related to trends of overnight trip and social & demographic profiles of domestic visitors for each state are also included in this publication.

DOMESTIC TOURISM PERFORMANCE BY STATE, 2019

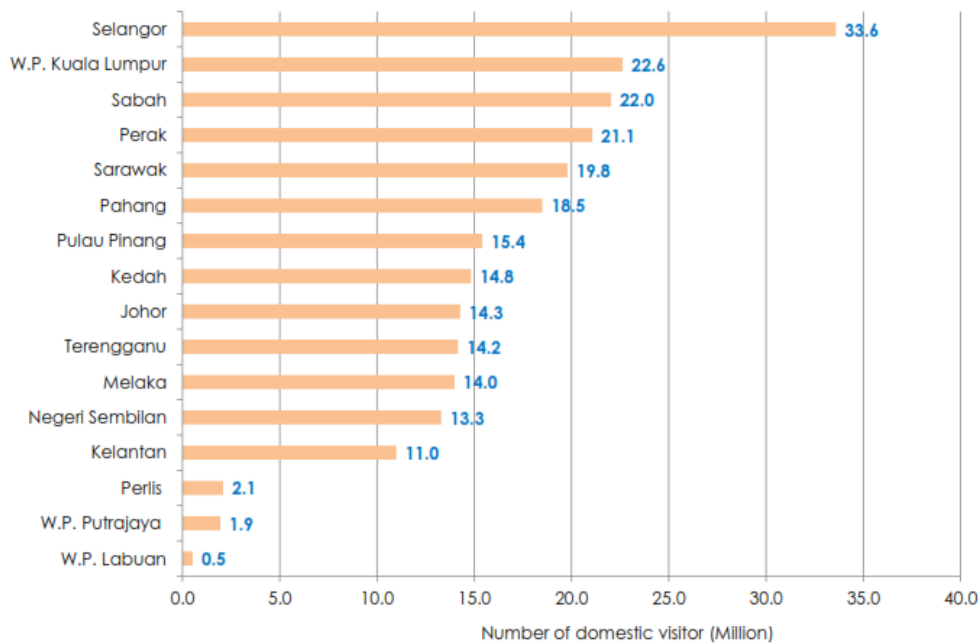
Overall, the performance of domestic tourism in Malaysia recorded a higher record as compared to 2018. In 2019, a total of 239.1 million visitors¹ were recorded, showing an increase of 8.1 per cent as against the previous year. In terms of expenditure, a total of RM103.2 billion was spent by domestic visitors with an annual growth rate of 11.5 per cent.

Based on the performance by state, Selangor recorded the highest total of domestic tourism receipts amounting to RM15.5 billion. This was followed by W.P. Kuala Lumpur (RM12.1 billion), Sarawak (RM8.7 billion), Sabah (RM8.1 billion) and Perak (RM7.8 billion). These five states contributed 50.6 per cent of Malaysia's total domestic tourism receipts.



In terms of the number of domestic visitor arrivals, Selangor was the highest with a total of 33.6 million visitors. This was followed by W.P. Kuala Lumpur (22.6 million), Sabah (22.0 million), Perak (21.1 million) and Sarawak (19.8 million).

Number of Domestic Visitors by State Visited, 2019



Detailed information and technical notes are included in the publication of the Domestic Tourism Survey 2019 by state. This publication can be accessed and downloaded for free through the eStatistik application in the DOSM's portal.

*Notes:

¹The number includes the same visitor who makes a trip or multiple trips in a year.

Released By:

DATO' SRI DR. MOHD UZIR MAHIDIN
CHIEF STATISTICIAN MALAYSIA
DEPARTMENT OF STATISTICS, MALAYSIA

 [DrUzir_Mahidin](#)   [Dr_Uzir](#)

#myHariBulan# #myBulan# #myTahun#

Contact person:

Mohd Yusrizal Ab Razak

Public Relation Officer
Strategic Communication and International Division
Department of Statistics, Malaysia
Tel : +603-8885 7942
Fax : +603-8888 9248
Email : yusrizal.razak[at]dosm.gov.my

Contact person:

Baharudin Mohamad
Public Relation Officer
Strategic Communication and International Division

Department of Statistics Malaysia

Tel : +603-8885 7942

Fax : +603-8888 9248

Email : baharudin[at]dosm.gov.my

Copyright ©2025 Department of Statistics Malaysia Official Portal. All Rights Reserved.