



MINISTRY OF ECONOMY
DEPARTMENT OF STATISTICS MALAYSIA

CONSTRUCTION STATISTICS, FIRST QUARTER 2025

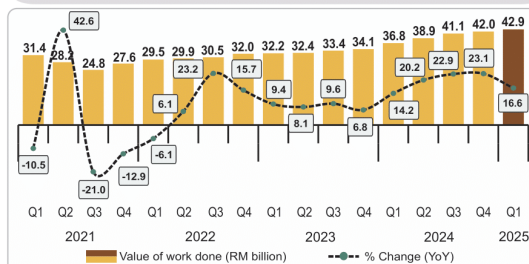


MINISTRY OF ECONOMY
DEPARTMENT OF STATISTICS MALAYSIA

CONSTRUCTION STATISTICS FIRST QUARTER, Q1 2025

The Construction sector soared by 16.6 per cent with the work done value amounting to RM42.9 billion in the first quarter of 2025

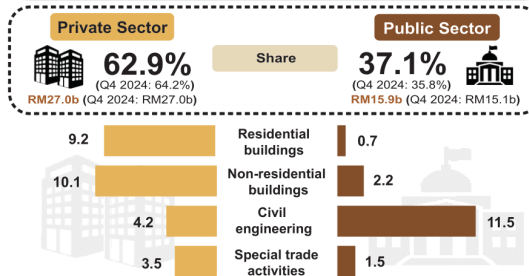
Value of work done Q1 2021 - Q1 2025



Value of work done by sub-sector

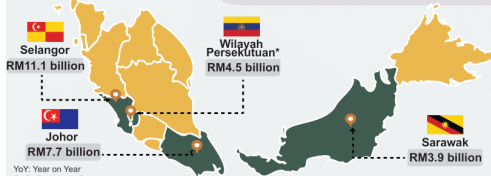


Value of work done by project owner



Private sector remained the main impetus to the growth of the Construction sector in Q1 2025

Value of work done by location of project, Q1 2025



Percentage share, Q1 2025



Nearly 63.4 per cent of the work done value in Q1 2025 was concentrated in **Selangor, Johor, Wilayah Persekutuan*** and **Sarawak**

Note: * Include W.P. Kuala Lumpur, Labuan and Putrajaya

Source: Construction Statistics, First Quarter of 2025, Department of Statistics Malaysia (DOSM)



The Construction sector soared by 16.6 per cent with the work done value amounting to RM42.9 billion in the first quarter of 2025

The value of work done in the Construction sector continued its upward trend in the first quarter of 2025, recording a moderate increase of 16.6 per cent (Q4 2024: 23.1%). The performance was mainly driven by continued expansion in the Special trade activities and Residential buildings sub-sectors, which posted double digit growth of 35.5 per cent and 27.0 per cent, respectively. The Non-residential buildings sub-sector also showed an increase of 21.0 per cent. Meanwhile, the Civil engineering sub-sector remained positive with marginal growth of 3.7 per cent.

Of the RM42.9 billion in work done value recorded in the first quarter of 2025, RM15.7 billion or 36.6 per cent was attributed to the Civil engineering sub-sector, primarily driven by the Construction of roads and railways (RM7.9 billion) and utility projects (RM6.0 billion). Meanwhile, the value of work done for Non-residential buildings and Residential buildings was RM12.3 billion (share: 28.8%) and RM9.9 billion (share: 23.0%), respectively. The Special trade activities contributed RM5.0 billion (share: 11.6%), largely in Site preparation (RM1.3 billion); Electrical installation (RM1.2 billion); and Plumbing, heat and air-conditioning installation (RM1.1 billion) activities.

The private sector remained the main impetus to the growth in this quarter, with an increase of 23.7 per cent (Q4 2023: 32.9%) propelled by Special trade activities (40.9%) and Residential buildings (26.5%). The value of work done by the private sector amounted to RM27.0 billion or 62.9 per cent of the total construction work done value. In contrast, the public sector contributed RM15.9 billion or 37.1 per cent of total work done, with a growth of 6.3 per cent (Q4 2024: 8.8%). The growth was fueled by Residential buildings (34.8%) and Special trade activities (24.5%) sub-sectors, totalling RM0.7 billion and RM1.5 billion, respectively.

Construction sector by state showed nearly 63.4 per cent of the work done value in the first quarter of 2025 was concentrated in Selangor, Johor, Wilayah Persekutuan (Kuala Lumpur, Putrajaya and Labuan) and Sarawak. The construction work done value in Selangor amounted to RM11.1 billion or 25.9 per cent, attributed to Civil engineering (RM4.3 billion) and Residential buildings (RM2.9 billion) sub-sectors. Meanwhile, Johor ranked second with a value of RM7.7 billion or 18.0 per cent, mainly bolstered by the Non-residential building sub-sector (RM3.6 billion). The work done value in Wilayah Persekutuan was RM4.5 billion (10.6%) while Sarawak recorded RM3.9 billion (9.0%).

The full publication of the Construction Statistics First Quarter 2025 can be downloaded through eStatistik portal.

Released by:

DEPARTMENT OF STATISTICS MALAYSIA

9 May 2025

Contact person:

Baharudin Mohamad

Public Relation Officer

Strategic Communication and International Division

Department of Statistics Malaysia

Tel : +603-8090 4681

Fax : +603-8888 9248

Email : [baharudin\[at\]dosm.gov.my](mailto:baharudin[at]dosm.gov.my)

Copyright ©2025 Department of Statistics Malaysia Official Portal. All Rights Reserved.