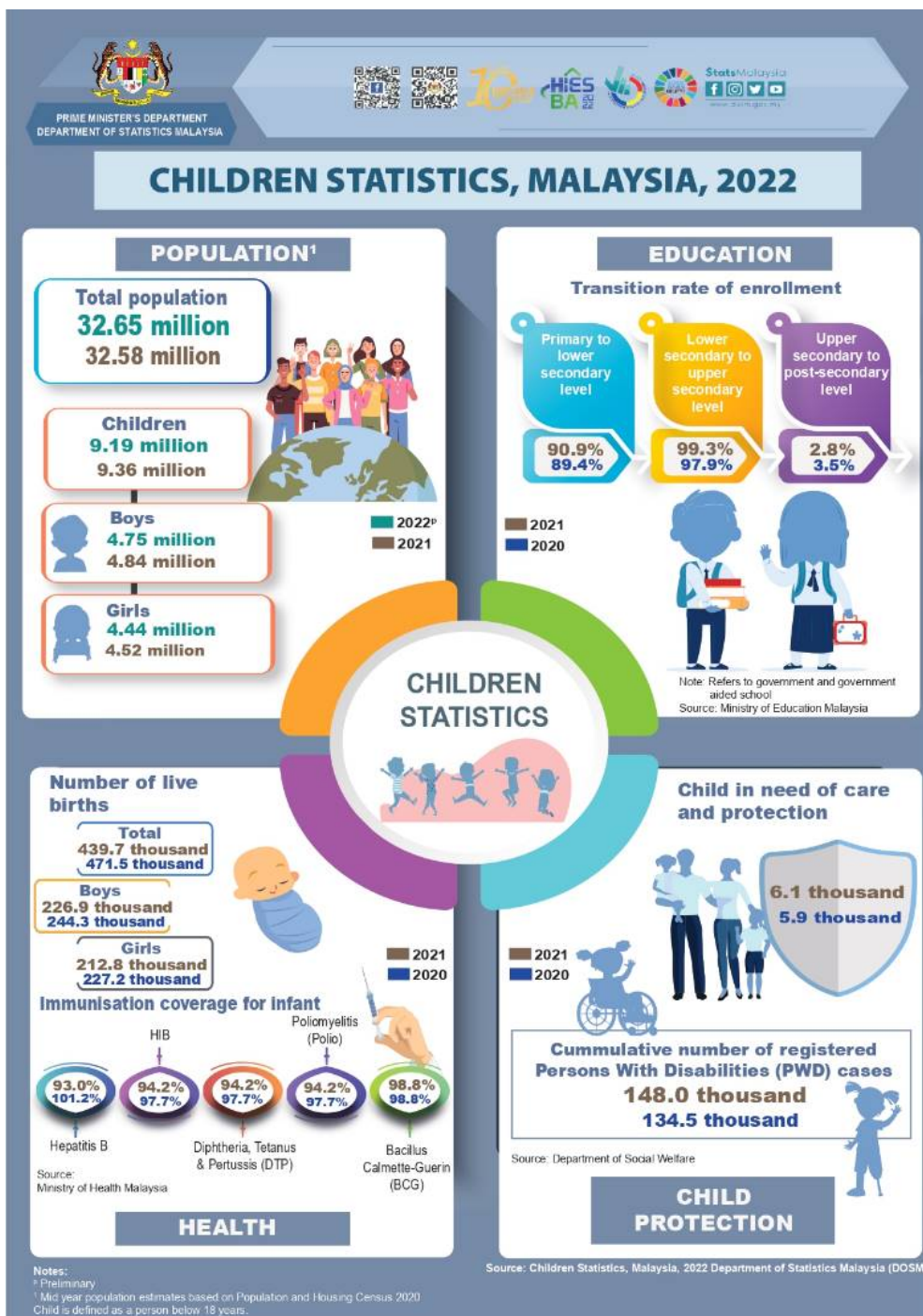




MINISTRY OF ECONOMY  
DEPARTMENT OF STATISTICS MALAYSIA

## CHILDREN STATISTICS, MALAYSIA, 2022





## INTRODUCTION

Children Statistics, Malaysia, 2022 presents selected statistics on population, health, education and child protection. These statistics were among the indicators used in measuring the children's quality of life and well-being in accordance with the concepts and guidelines recommended by the United Nations Children's Fund (UNICEF).


This publication consists of four parts. The first part presents infographic on selected children statistics, while the second part presents summary of findings. The third part shows statistical tables representing the children at national and state level. The fourth part consists of technical notes to explain the concept, definition and formula to assist users in understanding the statistics published in this publication.

## POPULATION

W. P. Putrajaya recorded the highest percentage of children under-18 in 2022 which is 41.6 per cent of the total population of W.P. Putrajaya, 0.12 million. This is followed by Kelantan (35.3%) and Terengganu (34.0%).

Meanwhile, Pulau Pinang recorded the lowest percentage of 23.4 per cent. However, Selangor recorded the highest number of children under-18 in Malaysia at 1.81 million followed by Johor (1.12 million) and Sabah (1.06 million). The lowest number of children under-18 was recorded in W.P. Labuan which was 0.31 million.

**Exhibit 1: Children (under age 18 years) by state, Malaysia, 2022<sup>p</sup>**



Note:

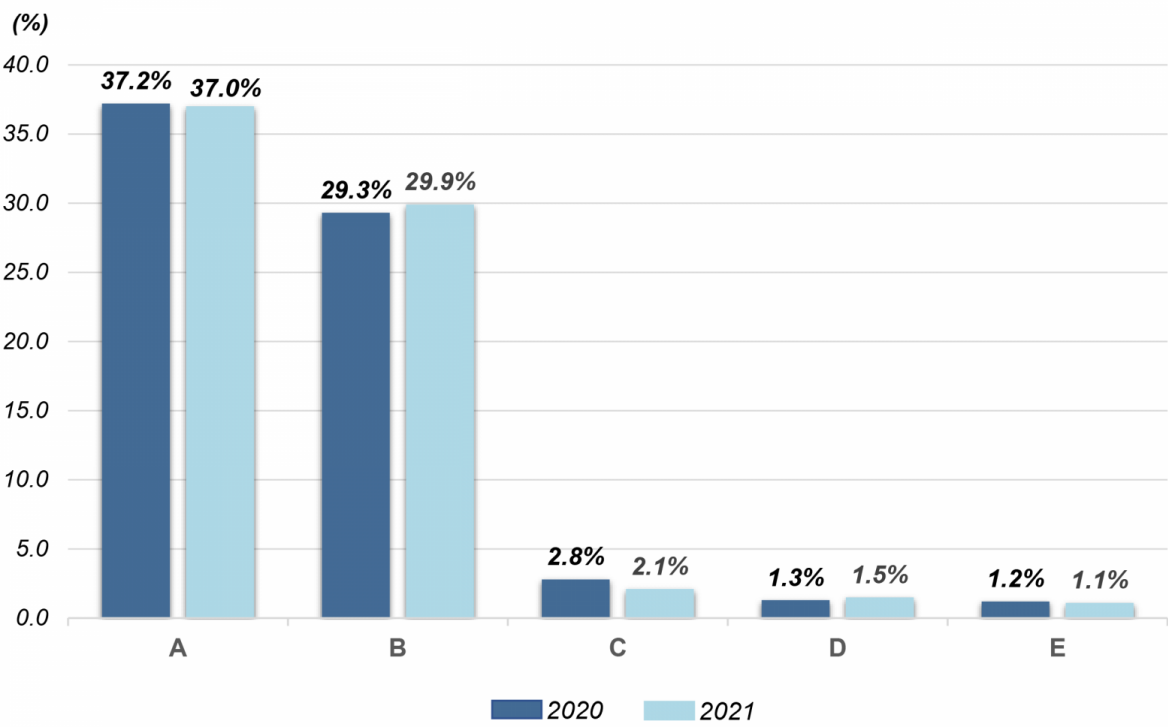
<sup>p</sup>Preliminary

Mid year population estimates based on Malaysia Population and Housing Census 2020

HEALTH

Certain conditions originating in the perinatal period remained as the principal cause of death for children under-5 in 2021 at 37.0 per cent. This was followed by Congenital malformations, deformations and chromosomal abnormalities (29.9%), Pneumonia (2.1%), COVID-19 infection (1.5%) and transport accidents (1.1%).

Chart 1: Principal causes of under-5 death (medically certified), Malaysia, 2020 and 2021

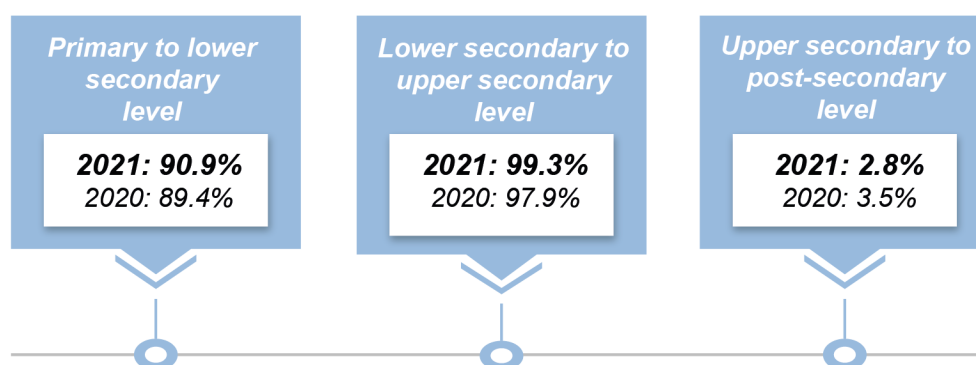


- A: Certain conditions originating in the perinatal period
- B: Congenital malformations, deformations and chromosomal abnormalities
- C: Pneumonia
- D: COVID-19 infection
- E: Transport accidents

## EDUCATION

The enrollment transition rate for primary to lower secondary level showed an increase of 1.5 percentage points to 90.9 per cent in 2021 as compared to 89.4 per cent in 2020. The enrollment transition rate for lower secondary to upper secondary level also showed an increase of 1.4 percentage points to 99.3 per cent over the same period. On the other hand, the enrollment transition rate from upper secondary to post-secondary recorded a decrease of 0.7 percentage points in 2021 to 2.8 per cent as compared to 3.5 per cent in the previous year.

**Exhibit 2: Transition rate of enrolment in government & government-aided schools, Malaysia, 2020 and 2021**

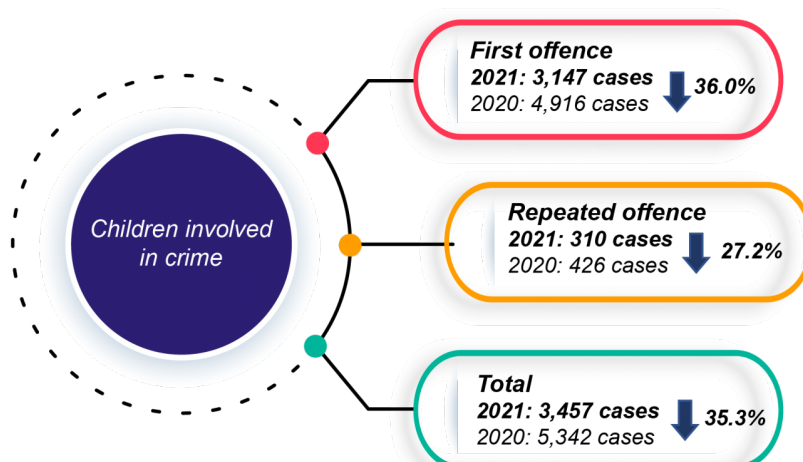


Note: Post-secondary level include enrollment in Form 6.

## CHILD PROTECTION

The number of children involved in crime recorded a decrease in 2021 at 35.3 per cent to 3,357 cases as compared to 5,342 cases in 2020. First offence and repeated offence recorded a decrease of 36.0 per cent and 27.2 per cent to 3,147 cases and 310 cases, respectively.

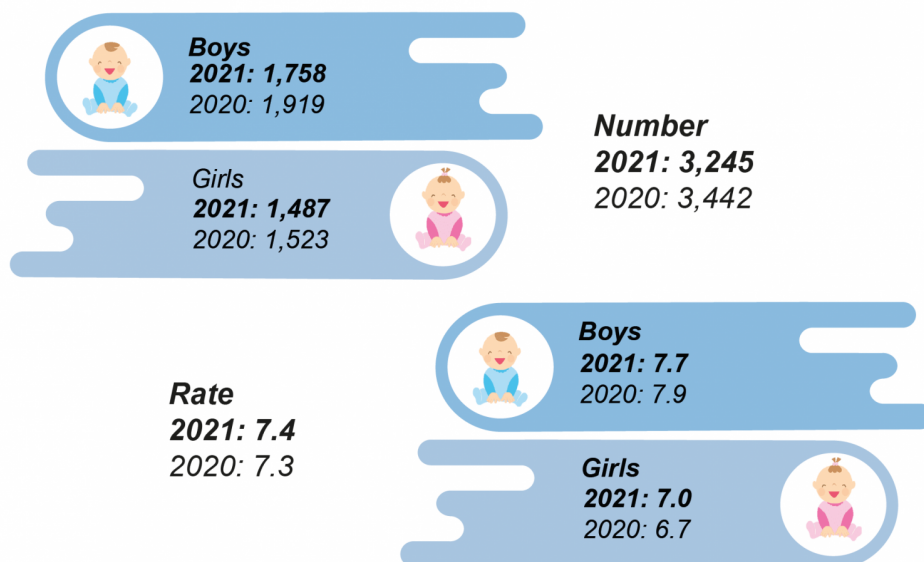
**Exhibit 3: Children involved in crime, Malaysia, 2020 and 2021**



## SDG INDICATORS RELATED TO CHILDREN

Malaysia has achieved the target for Indicator 3.2.1 Under-5 mortality rate since 1984 (22.8). Mortality rate of children under-5 for 2021 increased slightly to 7.4 per 1,000 live births from 7.3 per 1,000 live births in the previous year. The mortality rate for girls also increased to 7.0 in 2021 as compared to 6.7 in 2020. Meanwhile, the mortality rate for boys decreased to 7.7 in 2021 as compared to 7.9 in the previous year.

**Exhibit 4: Under-5 mortality (number and rate), Malaysia, 2020 and 2021**



The detailed information regarding this report can be accessed through the e-Statistik application in the website of Department of Statistics, Malaysia, [www.dosm.gov.my](http://www.dosm.gov.my).

The full publication can be downloaded through [eStatistik](#) portal.

### Contact person:

Baharudin Mohamad  
Public Relation Officer  
Strategic Communication and International Division  
Department of Statistics Malaysia  
Tel : +603-8090 4681  
Fax : +603-8888 9248  
Email : [baharudin\[at\]dosm.gov.my](mailto:baharudin[at]dosm.gov.my)

**Copyright ©2025 Department of Statistics Malaysia Official Portal. All Rights Reserved.**