



MINISTRY OF ECONOMY
DEPARTMENT OF STATISTICS MALAYSIA

MONTHLY MANUFACTURING STATISTICS MALAYSIA, DECEMBER 2015

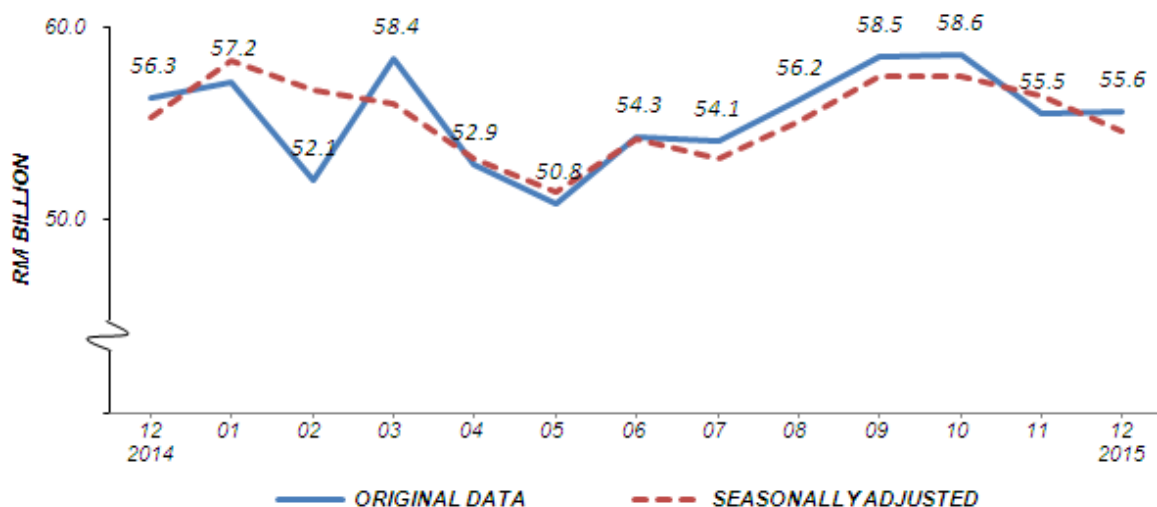
PERFORMANCE IN DECEMBER 2015

1. SALES VALUE

The sales value of the Manufacturing sector in December 2015 decreased by 1.2% (RM0.7 billion) to record RM55.6 billion as compared to RM56.3 billion reported a year ago (Chart 1). Meanwhile, month-on-month basis, the sales value increased by 0.2% (RM0.1 billion) compared with the preceding month. The sales value in November 2015 remained unchanged.

On a seasonally adjusted month-on-month, the sales value in December 2015 decreased by 3.1%. Year-on-year, the decrease in sales value in December 2015 was due to the decrease in 42 of 138 industries surveyed. Table A shows the five (5) industries that recorded decrease in sales value on yearly basis.

Chart 1 : Sales Value of the Manufacturing Sector



**Table A : Sales value of manufacturing industries
(percentage change from corresponding month of preceding year)**

Industries	Sales Value		Decrease	
	December, 2014	December, 2015	RM (Million)	%
Manufacture of refined petroleum products	12,448.1	7,403.7	5,044.4	40.5
Manufacture of passenger cars	2,201.3	1,947.6	253.7	11.5
Manufacture of rubber gloves	943.9	705.7	238.2	25.2
Production of pig iron and spiegeleisen in pigs, blocks or other primary forms, bars and rods of stainless steel or other alloy steel, seamless tubes, by hot rolling, hot extrusion or hot drawing, or by cold drawing or cold rolling, other basic iron and steel products n.e.c.	1,872.7	1,711.6	161.1	8.6
Manufacture of communication equipment	912.2	819.1	93.1	10.2

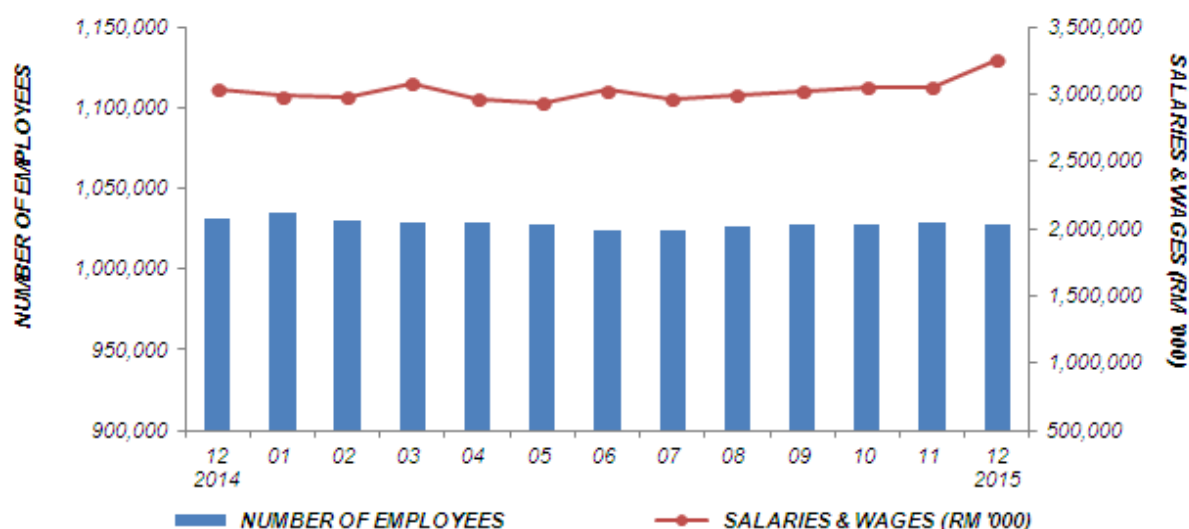
2. NUMBER OF EMPLOYEES

Total employees engaged in the Manufacturing sector in December 2015 was 1,027,044 persons, a decrease of 0.4% or 4,182 persons as compared to 1,031,226 persons in December 2014 (Chart 2). Meanwhile, month-on-month basis, the number of employees decreased by 0.2% as compared to 1,028,791 persons in the preceding month.

3. SALARIES & WAGES

Year-on-year basis, salaries & wages paid in December 2015 increased by 7.2% (RM220.0 million) as compared with the corresponding month of the previous year. Meanwhile, month-on-month basis, the total amount paid in December 2015, increased by 7.0% (RM213.5 million) to register RM3,260.7 million.

Chart 2 : Number of Employees and Salaries & Wages in Manufacturing Sector

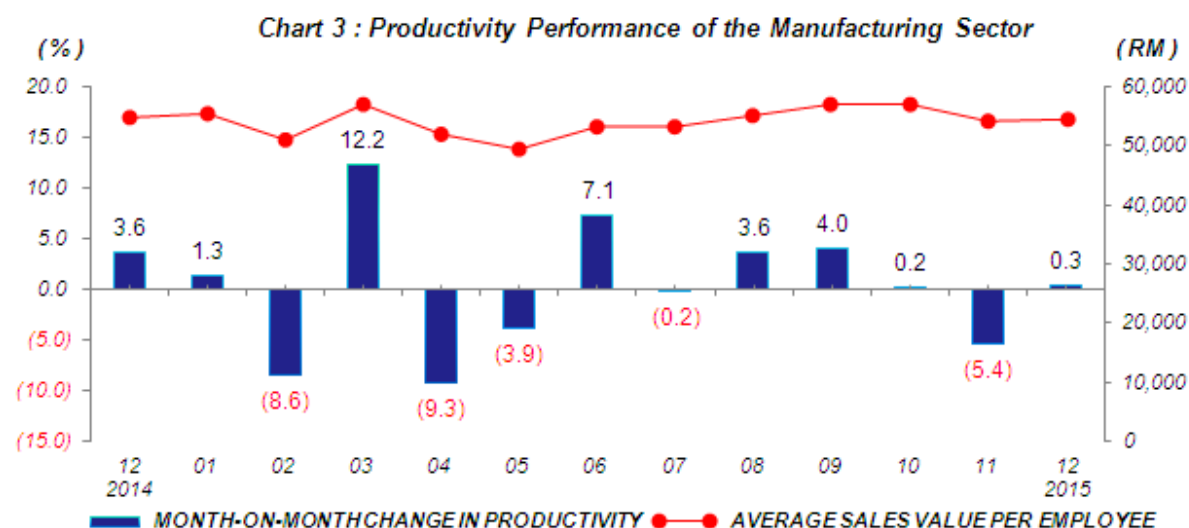


4. AVERAGE SALARIES & WAGES PER EMPLOYEE

The average salaries & wages paid per employee increased by 7.7% in December 2015 as compared to the same month in 2014. Meanwhile, average salaries & wages paid per employee registered RM3,175 in December 2015, an increase of 7.2% compared to previous month.

5. PRODUCTIVITY

Productivity or average sales value per employee in December 2015 decreased by 0.8% as compared with the same month of the previous year. Meanwhile, productivity in December 2015 increased by 0.3% month-on-month to register RM54,145 (Chart 3).



6. PERFORMANCE IN THE PERIOD JANUARY - DECEMBER 2015

During January - December 2015, the sales value of the Manufacturing sector increased 1.2% to register RM664.3 billion. The number of employees engaged during the period, decreased by 0.4% to register 1,027,044 persons.

Cumulatively, productivity increased by 1.6% to record RM646,791 as shown in Table B.

Table B: Sales Value, Number of Employees and Salaries & Wages, January - December 2015

Monthly Manufacturing Statistics	January - December		
	2014	2015	% Change
Sales Value (RM million)	656,453.3	664,283.2	1.2
Number of Employees	1,031,226	1,027,044	-0.4
Salaries & Wages (RM million)	34,337.6	36,320.6	5.8
Productivity (RM)	636,576	646,791	1.6

*** Notes:**

Data for December 2015 is **provisional**. The data will be updated based on the latest available figures and subsequently published in the January 2016 publication.

**THE OFFICE OF CHIEF STATISTICIAN MALAYSIA
DEPARTMENT OF STATISTICS MALAYSIA
11 FEBRUARY 2016**

Contact person:

Ho Mei Kei
Public Relation Officer
Corporate and User Services Division
Department of Statistics, Malaysia
Tel : +603-8885 7942
Fax : +603-8888 9248
Email : mkho@stats.gov.my

Contact person:

Baharudin Mohamad
Public Relation Officer
Strategic Communication and International Division
Department of Statistics Malaysia
Tel : +603-8090 4681
Fax : +603-8888 9248
Email : baharudin[at]dosm.gov.my

Copyright ©2025 Department of Statistics Malaysia Official Portal. All Rights Reserved.