



MINISTRY OF ECONOMY
DEPARTMENT OF STATISTICS MALAYSIA

MONTHLY MANUFACTURING STATISTICS MALAYSIA APRIL 2015

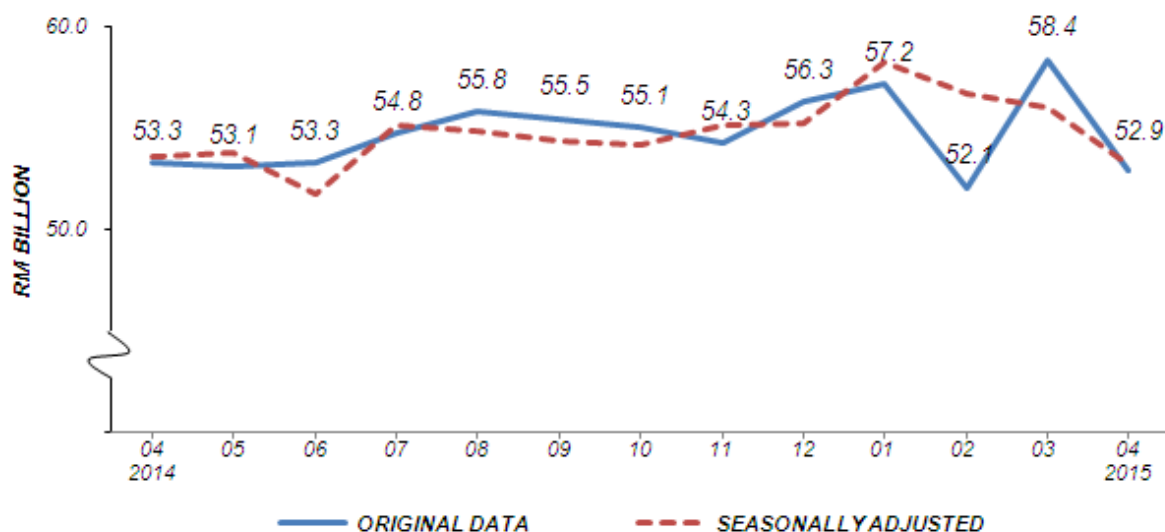
PERFORMANCE IN APRIL 2015

1. SALES VALUE

The sales value of the Manufacturing sector in April 2015 decreased by 0.6% (RM0.4 billion) to record RM52.9 billion as compared to RM53.3 billion reported a year ago (see Chart 1). Meanwhile, month-on-month basis, the sales value decreased by 9.3% (RM5.5 billion) compared with the preceding month. The sales value in March 2015 has been revised based on latest data available.

On a seasonally adjusted month-on-month, the sales value in April 2015 decreased by 5.0%. Year-on-year, the decrease in sales value in April 2015 was due to the decrease in 41 of 138 industries surveyed. Table A shows the five (5) main industries that recorded decrease in sales value on yearly basis.

Chart 1 : Sales Value of the Manufacturing Sector



**Table A : Sales value of manufacturing industries
(percentage change from corresponding month of preceding year)**

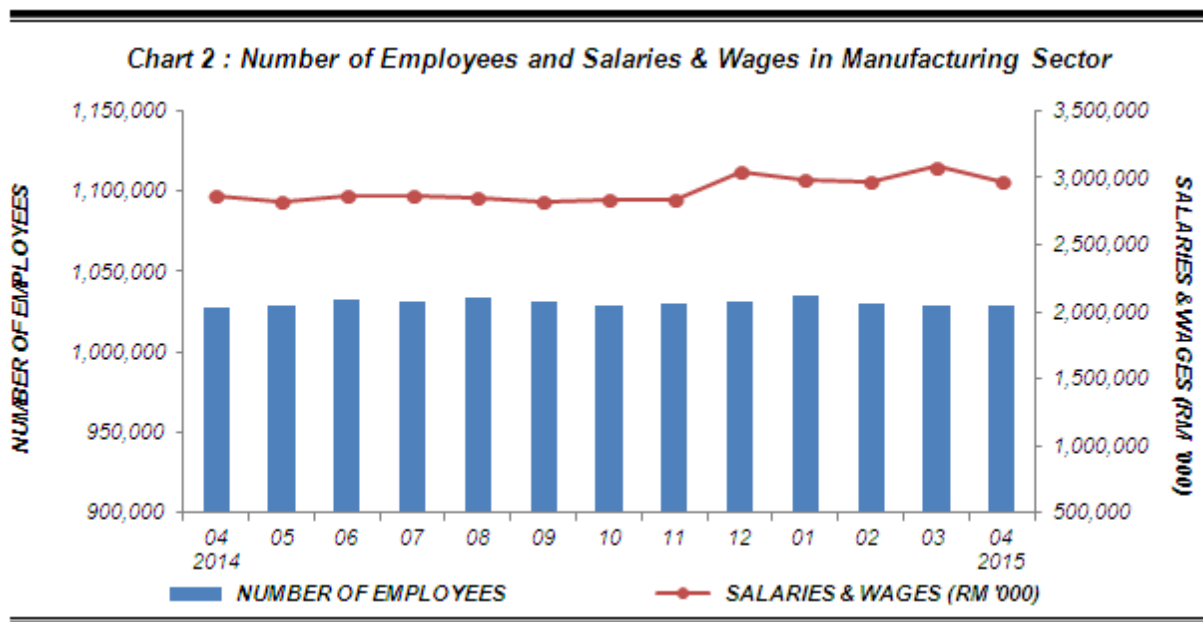
Industries	Sales Value		Decrease	
	April, 2014	April, 2015	RM (Million)	%
Manufacture of refined petroleum products	12,481.9	9,172.8	3,309.1	26.5
Manufacture of other products of natural or synthetic rubber, unvulcanized, vulcanized or hardened	763.9	646.6	117.3	15.3
Manufacture of plastics in primary forms	1,541.0	1,445.8	95.2	6.2
Manufacture of communication equipment	826.2	741.4	84.8	10.3
Manufacture of computers	2,304.8	2,221.0	83.8	3.6

2. NUMBER OF EMPLOYEES

Total employees engaged in the Manufacturing sector in April 2015 was 1,029,255 persons, an increase of 0.2% or 2,154 persons as compared to 1,027,101 persons in April 2014 (see Chart 2). Meanwhile, month-on-month basis, the number of employees decreased marginally as compared to 1,029,352 persons in the preceding month.

3. SALARIES & WAGES

Year-on-year basis, salaries & wages paid in April 2015 increased by 3.6% (RM103.3 million) as compared with the corresponding month of the previous year. Meanwhile, month-on-month basis, the total amount paid in April 2015, decreased by 3.8% (RM116.6 million) to register RM2,965.0 million.

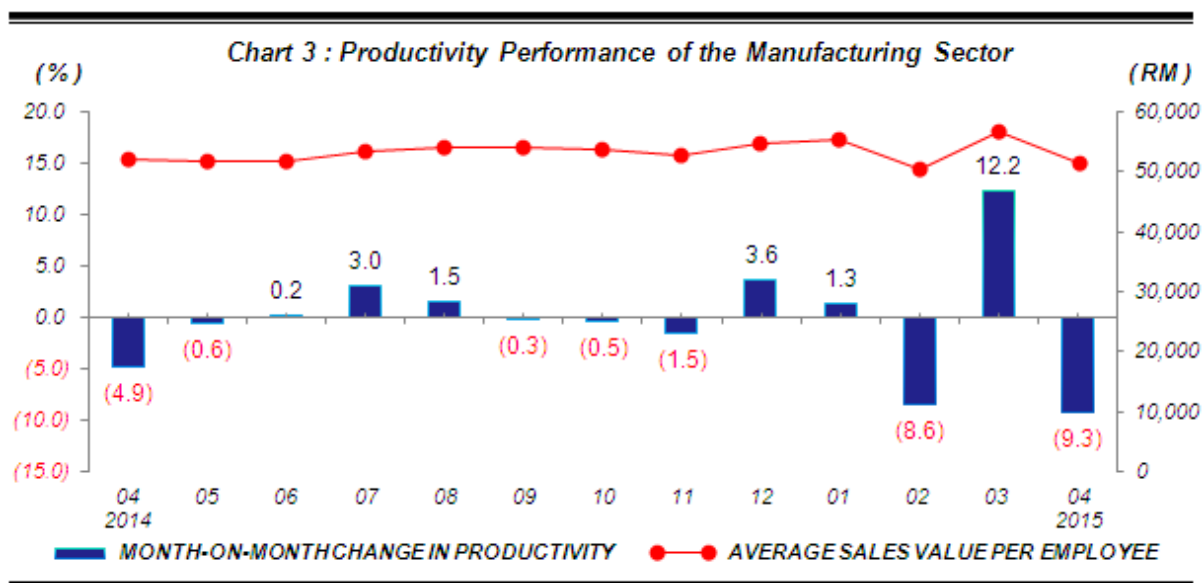


4. AVERAGE SALARIES & WAGES PER EMPLOYEE

The average salaries & wages paid per employee increased by 3.4% in April 2015 as compared to the same month in 2014. Meanwhile, average salaries & wages per employee registered RM2,881 in April 2015, a decrease of 3.8% compared to previous month.

5. PRODUCTIVITY

Productivity or average sales value per employee in April 2015 decreased by 0.8% as compared with the same month of the previous year. Meanwhile, productivity in April 2015 decreased by 9.3% month-on-month to register RM51,445 (see Chart 3).



6. PERFORMANCE IN THE PERIOD JANUARY - APRIL 2015

During January - April 2015, the sales value of the Manufacturing sector rose by 1.1% to register RM220.6 billion. The number of employees engaged during the period, increased by 0.2% to register 1,029,255 persons.

Cumulatively, productivity increased by 0.9% to record RM214,348 as shown in Table B.

Table B: Sales Value, Number of Employees and Salaries & Wages, January - April 2015

Monthly Manufacturing Statistics	January - April		
	2014	2015	% Change
Sales Value (RM million)	218,291.6	220,619.1	1.1
Number of Employees	1,027,101	1,029,255	0.2
Salaries & Wages (RM million)	11,391.6	12,006.5	5.4
Productivity (RM)	212,532	214,348	0.9

*** Notes:**

Data for April 2015 is **provisional**. The data will be updated based on the latest available figures and subsequently published in the May 2015 publication.

**THE OFFICE OF CHIEF STATISTICIAN MALAYSIA
DEPARTMENT OF STATISTICS MALAYSIA
11 JUNE 2015**

Contact person:

Norrita binti Amran
Public Relation Officer
Corporate and User Services Division
Department of Statistics, Malaysia
Tel : +603-8885 7942
Fax : +603-8888 9248
Email : norrita.amran@stats.gov.my

Contact person:

Baharudin Mohamad
Public Relation Officer
Strategic Communication and International Division
Department of Statistics Malaysia
Tel : +603-8885 7942
Fax : +603-8888 9248
Email : baharudin[at]dosm.gov.my

Copyright ©2025 Department of Statistics Malaysia Official Portal. All Rights Reserved.