

*Embargo: Only to be published or disseminated at 1200 hour, Monday, February 26<sup>th</sup>, 2024*



MINISTRY OF ECONOMY  
DEPARTMENT OF STATISTICS MALAYSIA

***MEDIA STATEMENT  
FOR MYCENSUS 2020: MUKIM, TOWN AND PEKAN***

---

***557 OUT OF 1,065 MUKIM HAVE REACHED AGEING LEVEL WITH MORE  
THAN 7.0 PER CENT PERSONS AGED 65 YEARS AND OVER***

***PUTRAJAYA, 26 FEBRUARY 2024*** - *The Department of Statistics Malaysia (DOSM) releases **Publication of MyCensus 2020: Mukim, Town and Pekan** based on the findings from Population and Housing Census of Malaysia 2020 (MyCensus 2020). This publication features statistics on number of population, sex, ethnic group, age group, living quarters, household, average of household size and dependency ratio at Mukim, Town and Pekan levels.*

*Peninsular Malaysia consist of 1,730 administrative entities, namely Mukim, Town, and Pekan, distributed across 13 states as delineated by the National Land Code (Revised - 2020) (Act 828). Out of this total, Mukim constituted 1,065, Towns 260 and Pekan accounted for 405. For Sarawak, Sabah and W.P. Labuan, the statistical boundaries are in accordance to the gazette of the state administrative centre and MyCensus 2020, whereby the statistical data demarcation was based on the state, division and district/ sub-district level (without Mukim, Town and Pekan).*

*In a statement today, Chief Statistician Malaysia, Dato' Sri Dr. Mohd Uzir Mahidin said, "There are 557 out of 1,065 Mukim that have reached the ageing category*

*with more than 7.0 per cent persons aged 65 years and over. Meanwhile, out of 260 Town, 155 have fall into the ageing group. For Pekan, about 50 per cent of Pekan have reached the ageing category. The highest population for age 0-14 years was in Mukim Ayer Molek, Melaka (73.4%), while 15-64 years was in Mukim Pulau Babi, Johor (96.2%). Mukim Kerling, Selangor recorded the highest population in 65 years and over with 25.2 per cent”.*

*According to Dato' Sri Dr. Mohd Uzir Mahidin, “The population of Mukim in Peninsular Malaysia increased from 15.3 million in 2010 to 18.6 million in 2020. Concurrently, population of Town increased to 5.9 million in 2020 as compared to 5.0 million in 2010, while Pekan recorded 2.0 million persons in 2020 (2010: 1.6 million)”.*

*The Chief Statistician further commented, “The number of living quarters for Mukim totalled 5.6 million, while Town registered 1.9 million and Pekan with 0.6 million in 2020. Mukim Hulu Kinta, Perak recorded the highest number of living quarters for Mukim (0.2 million), while for Town, Bandar Ampang, Selangor recorded the highest number of living quarters (0.1 million) and Pekan Baru Sungai Buloh, Selangor recorded the highest number of living quarters for Pekan (0.04 million). Mukim Pulai, Johor recorded the highest number of vacant living quarters at 0.05 million”.*

*The Department of Statistics Malaysia (DOSM) has launched OpenDOSM NextGen as a medium that provides a catalog of data and visualisations to facilitate users' analysis of various data and can be accessed through <https://open.dosm.gov.my>.*

DOSM will conduct the Agricultural Census in 2024. Please visit <https://www.myagricensus.gov.my/> for more information. The theme is “Agriculture Census, Key to Agricultural Development.”

The Government of Malaysia has declared National Statistics Day (MyStats Day) on October 20th each year. MyStats Day theme is “Statistics is the Essence of Life”.

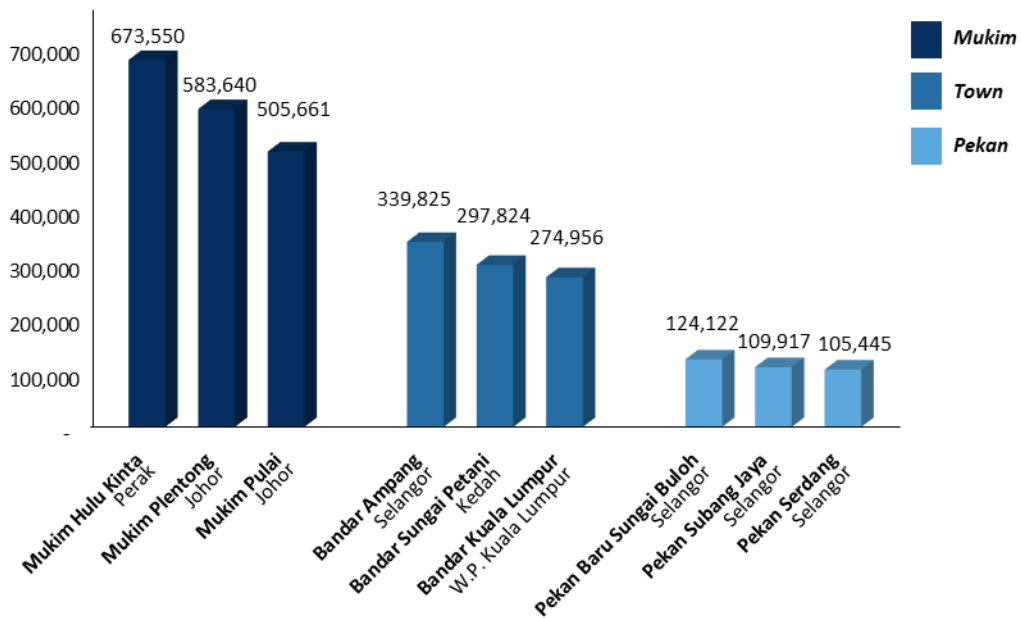
The Central Database (PADU) was launched on 2 January 2024. PADU contains individual and household profiles covering citizens and permanent residents of Malaysia. The main goal of PADU is to ensure that Malaysians are not left behind from citizen centric initiatives implemented by the Government. Your kind cooperation is requested to register and update PADU by 31 March 2024. Please visit <https://www.padu.gov.my> for more information related to PADU or contact the following hotlines:

- i) Department of Statistics Malaysia: 1-800-88-7720 /1-800-88-7721
- ii) Online Enquiries through SISPA: <https://padu.spab.gov.my>.

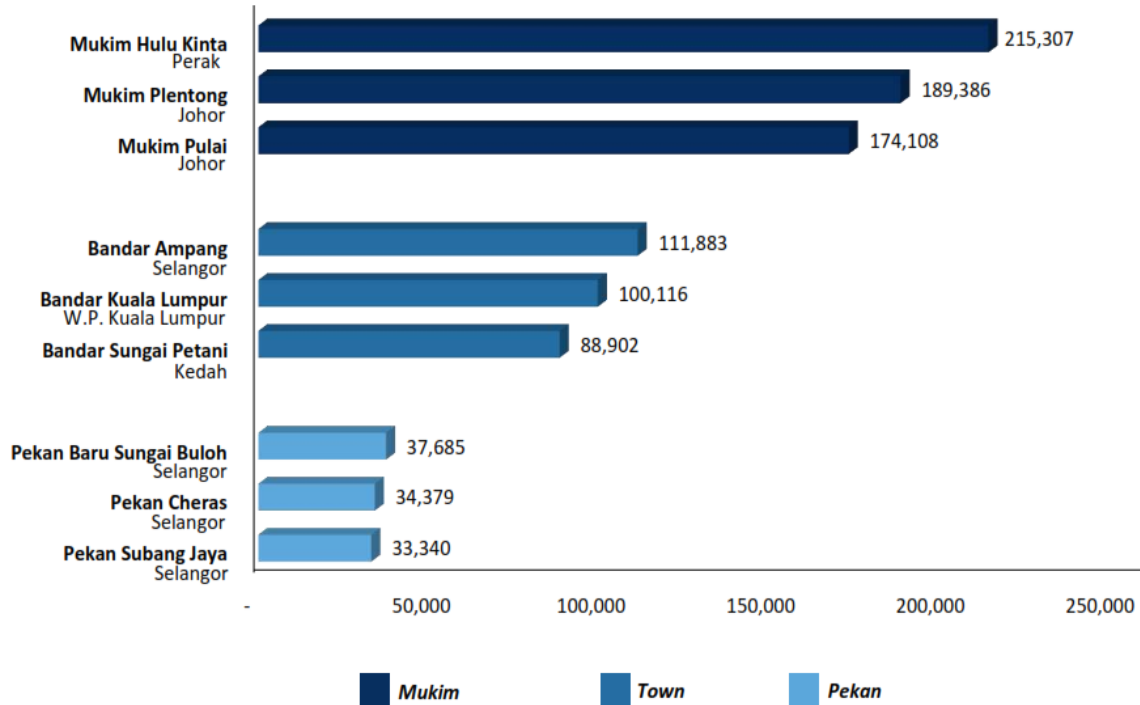
**Exhibit 1: Number of population by Mukim, Town and Pekan, Peninsular Malaysia, 2010 and 2020**



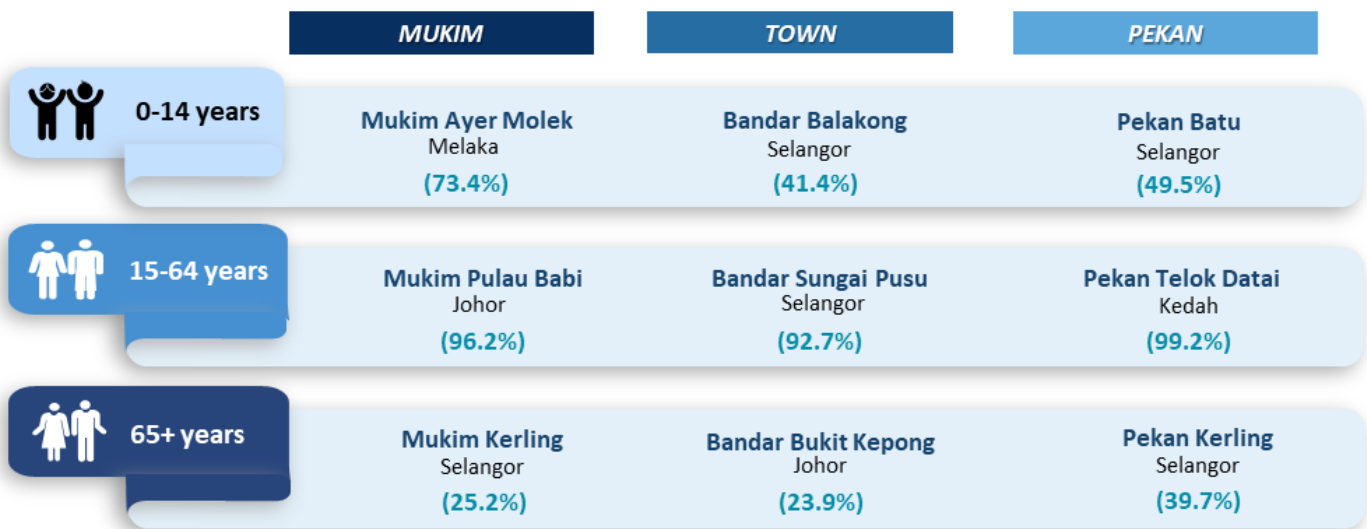
**Chart 1: Top three highest number of population by Mukim, Town and Pekan, Peninsular Malaysia, 2020**



**Chart 2: Top three highest number of living quarters by Mukim, Town and Pekan, Peninsular Malaysia, 2020**



**Exhibit 2: Percentage of population by age group and Mukim, Town and Pekan, Peninsular Malaysia, 2020**



*Released by:*

***THE OFFICE OF CHIEF STATISTICIAN MALAYSIA  
DEPARTMENT OF STATISTICS MALAYSIA  
26 FEBRUARY 2024***