



KEMENTERIAN EKONOMI
JABATAN PERANGKAAAN MALAYSIA

PERANGKAAAN GETAH BULANAN
MONTHLY RUBBER STATISTICS

2023

DISEMBER / DECEMBER

JABATAN PERANGKAAAN MALAYSIA
DEPARTMENT OF STATISTIC MALAYSIA



KEMENTERIAN EKONOMI
JABATAN PERANGKAAN MALAYSIA

DISEMBER 2023 DECEMBER 2023 PERANGKAAN GETAH BULANAN MONTHLY RUBBER STATISTICS

Pemakluman

Jabatan Perangkaan Malaysia (DOSM) telah melancarkan OpenDOSM NextGen sebagai medium yang menyediakan katalog data dan visualisasi bagi memudahkan pengguna menganalisis pelbagai data dan boleh diakses melalui portal <https://open.dosm.gov.my>.

DOSM akan menjalankan Banci Pertanian pada tahun 2024. Mohon layari <https://www.myagricencus.gov.my> untuk maklumat lanjut. Tema adalah "Banci Pertanian, Kunci Kemajuan Pertanian."

Kerajaan Malaysia telah mengisytiharkan Hari Statistik Negara (MyStats Day) pada 20 Oktober setiap tahun. Tema sambutan MyStats Day adalah "Statistik Nadi Kehidupan".

Pangkalan Data Utama (PADU) telah dilancarkan pada 2 Januari 2021. PADU mengandungi profil individu dan isi rumah meliputi warganegara dan pemastautin tetap di Malaysia. Matlamat utama PADU untuk memastikan rakyat Malaysia tidak tercalar daripada setiap inisiatif berpaksikan rakyat yang dilaksanakan oleh Kerajaan. Dimohon kerjasama untuk mendaftar dan mengemaskini PADU sebelum 31 Mac 2024. Sila layari <https://www.padu.gov.my> bagi maklumat lanjut berkaitan PADU atau menghubungi talian hotline berikut:

- i) Jabatan Perangkaan Malaysia : 1-800-88-7720 / 1-800-88-7721
- ii) Pertanyaan secara online melalui SISPA : <https://padu.spab.gov.my>

Announcement

Department of Statistics Malaysia (DOSM) has launched OpenDOSM NextGen as a medium that provides a catalog of data and visualisations to facilitate users' analysis various data and can be accessed through <https://open.dosm.gov.my>.

The Department of Statistics Malaysia (DOSM) will conduct the Agricultural Census in 2024. Please visit <https://www.myagricencus.gov.my> for more information. The theme is "Agriculture Census, Key to Agriculture Development."

The Government of Malaysia has declared National Statistics Day (MyStats Day) on October 20th each year. MyStats Day theme is "Statistics is the Essence of Life".

The Central Database (PADU) was launched on 2 January 2021. PADU contains individual and household profiles covering citizens and permanent residents of Malaysia. The main goal of PADU is to ensure that Malaysians are not left behind from citizen centric initiatives implemented by the Government. Your kind cooperation is requested to register and update PADU by 31 March 2024. Please visit <https://www.padu.gov.my> for more information related to PADU or contact the following hotlines:

- i) Department of Statistics Malaysia : 1-800-88-7720 / 1-800-88-7721*
- ii) Online Enquiries through SISPA : <https://padu.spab.gov.my>*

JABATAN PERANGKAAN MALAYSIA
DEPARTMENT OF STATISTICS MALAYSIA

Diterbitkan dan dicetak oleh / *Published and printed by:*

Jabatan Perangkaan Malaysia
Department of Statistics Malaysia

Blok C6 & C7, Kompleks C,
Pusat Pentadbiran Kerajaan Persekutuan,
62514 Putrajaya,
MALAYSIA

Tel. : 03-8885 7000
Faks : 03-8888 9248
Portal : <https://www.dosm.gov.my>
Facebook / X / Instagram/ Youtube : StatsMalaysia
E-mel / *E-mail* : info@dosm.gov.my (pertanyaan umum / *general enquiries*)
data@dosm.gov.my (pertanyaan & permintaan data / *data request & enquiries*)
Harga / *Price* : RM5.00

Diterbitkan pada Februari 2024/ *Published on February 2024*

Hakcipta terpelihara / *All rights reserved.*

Tiada bahagian daripada terbitan ini boleh diterbitkan semula, disimpan untuk pengeluaran atau ditukar dalam apa-apa bentuk atau alat apa jua pun kecuali setelah mendapat kebenaran daripada Jabatan Perangkaan Malaysia.

Pengguna yang mengeluarkan sebarang maklumat dari terbitan ini sama ada yang asal atau diolah semula hendaklah meletakkan kenyataan berikut:

“Sumber : Jabatan Perangkaan Malaysia”.

No part of this publication may be reproduced or distributed in any form or by any means or stored in data base without the prior written permission from Department of Statistics, Malaysia. Users reproducing content of this publication with or without adaptation should quote the following:

“Source : Department of Statistics, Malaysia.”

ISSN 1675 - 4344

KATA PENGANTAR

Perangkaan Getah Bulanan, Malaysia, Disember 2023 merupakan penerbitan bulanan yang memaparkan statistik pengeluaran, import, eksport, penggunaan domestik, stok, harga, bilangan pekerja, gaji & upah dan produktiviti bagi estet getah berdasarkan Banci Getah Bulanan yang dilaksanakan oleh Jabatan Perangkaan Malaysia. Statistik ini merupakan petunjuk penting untuk dijadikan sebagai input yang bermanfaat kepada penyelidik, agensi kerajaan dan pembuat dasar bagi merancang, memantau serta menilai prestasi industri getah di Malaysia.

Ringkasan penemuan serta jadual statistik yang terperinci turut dimuatkan dalam penerbitan ini manakala aspek teknikal seperti skop & liputan, konsep dan definisi dinyatakan dalam nota teknikal bagi membantu pengguna memahami statistik yang diterbitkan.

Jabatan merakamkan setinggi-tinggi penghargaan atas kerjasama yang diberikan oleh responden dan juga semua pihak yang telah terlibat dalam penyediaan penerbitan ini. Setiap maklum balas dan cadangan penambahbaikan penerbitan pada masa akan datang amat dihargai.

DATO' SRI DR. MOHD UZIR MAHIDIN

Ketua Perangkawan Malaysia

Februari 2024

PREFACE

Monthly Rubber Statistics, Malaysia, December 2023 is a monthly publication that shows statistics on production, imports, exports, domestic consumption, stocks, prices, number of employees, salaries & wages and productivity of rubber estates based on Monthly Rubber Census conducted by the Department of Statistics Malaysia. These statistics are important indicators as invaluable inputs to researches, government agencies and policy makers in planning, monitoring and evaluating the performance of rubber industry in Malaysia.

Summary of findings and detailed statistical tables are also included in this publication while the technical aspects on scope & coverage, concepts and definitions are stated in the technical notes to assist users to understand the published statistics.

The Department gratefully acknowledges the cooperation rendered by the respondents as well as all parties involved in the preparation of this publication. Every feedback and suggestion towards improving future publication is highly appreciated.

DATO' SRI DR. MOHD UZIR MAHIDIN

Chief Statistician Malaysia

February 2024

KANDUNGAN

CONTENTS

	Muka surat <i>Page</i>
Kata pengantar <i>Preface</i>	i
Senarai jadual statistik <i>List of statistical tables</i>	iv
Kalendar awalan keluaran 2023/2024 <i>Advance release calendar 2023/2024</i>	v
Infografik <i>Infographics</i>	viii
Pengeluaran getah asli mengikut negara pengeluar, 2019-2023 <i>Production of natural rubber by producing countries, 2019-2023</i>	xii
Perangkaan getah mengikut negara pengeluar, Disember 2023 <i>Rubber statistics by producing countries, December 2023</i>	xii
Perangkaan utama getah, Malaysia, Disember 2023 <i>Principal statistics of rubber, Malaysia, December 2023</i>	xvi
Pengeluaran, eksport, import, penggunaan domestik dan stok bulanan bagi getah asli 2021-2023 <i>Monthly production, exports, imports, domestic consumption and stocks of natural rubber 2021-2023</i>	xvi
Ringkasan penemuan <i>Summary of findings</i>	1
Jadual statistik <i>Statistical tables</i>	15
Jadual statistik suku tahun <i>Quarterly statistics tables</i>	31
Nota teknikal <i>Technical notes</i>	37

SENARAI JADUAL STATISTIK

LIST OF STATISTICAL TABLES

Jadual Tables		Muka surat Page
1	Penawaran dan permintaan getah asli <i>Supply and demand of natural rubber</i>	15
2	Pengeluaran getah asli mengikut hak milik <i>Production of natural rubber by ownership</i>	16
3	Eksport getah asli mengikut jenis terpilih <i>Exports of natural rubber by selected type</i>	17
4	Eksport getah asli mengikut negara yang dituju <i>Exports of natural rubber by country of destination</i>	18
5	Eksport Getah Mutu Malaysia (G.M.M.) mengikut gred <i>Exports of Standard Malaysian Rubber (S.M.R.) by grade</i>	20
6	Import getah asli mengikut jenis terpilih <i>Imports of natural rubber by selected type</i>	21
7	Import getah asli mengikut negara asal <i>Imports of natural rubber by country of origin</i>	22
8	Stok getah asli pada akhir bulan mengikut banci <i>Stocks of natural rubber held at the end of the month by census</i>	23
9	Pengeluaran dan stok lateks pekat <i>Production and stocks of Concentrated Latex</i>	23
10	Penggunaan domestik getah asli mengikut industri <i>Domestic consumption of natural rubber by industry</i>	24
11	Harga purata bulanan bagi getah asli <i>Average monthly price of natural rubber</i>	25
12	Guna tenaga dan gaji & upah dibayar mengikut kategori pekerja di estet getah <i>Employment and salaries & wages paid in rubber estates by category of workers</i>	26
13	Produktiviti pengeluaran dan penoreh bagi estet getah <i>Productivity of production and tappers in rubber estates</i>	27
14	Pengeluaran, keluasan ditoreh dan purata bilangan hari menoreh bagi estet getah mengikut negeri <i>Production, tapped area and average number of tapping days in rubber estates by states</i>	28
15	Penawaran dan Permintaan getah asli mengikut suku tahun <i>Supply and demand of natural rubber by quarter</i>	30
16	Eksport getah asli mengikut negara dituju mengikut suku tahun <i>Exports of natural rubber by country of destination by quarter</i>	31
17	Import getah asli mengikut negara yang dituju mengikut suku tahun <i>Imports of natural rubber by country of origin by quarter</i>	32
18	Penggunaan domestik getah asli mengikut industry mengikut suku tahun <i>Domestic consumption of natural rubber by industry quarterly</i>	33

KALENDAR AWALAN KELUARAN 2023/2024
ADVANCE RELEASE CALENDAR 2023/2024

Tarikh Keluaran
Release Date

• 12.01.2024

November
November 2023

Tarikh Keluaran
Release Date

• 9.02.2024

Disember
December 2023

Tarikh Keluaran
Release Date

• 12.03.2024

Januari
January 2024

Tarikh Keluaran
Release Date

• 5.04.2024

Februari
February 2024

Tarikh Keluaran
Release Date

• 13.05.2024

Mac
March 2024

Tarikh Keluaran
Release Date

• 11.06.2024

April
April 2024

Tarikh Keluaran
Release Date

• 12.07.2024

Mei
May 2024

Tarikh Keluaran
Release Date

• 12.08.2024

Jun
June 2024

Tarikh Keluaran
Release Date

• 11.09.2023

Julai
July 2024

Tarikh Keluaran
Release Date

• 10.10.2024

Ogos
August 2024

Tarikh Keluaran
Release Date

• 12.11.2024

September
September 2024

Tarikh Keluaran
Release Date

• 12.12.2024

Oktober
October 2024

The background features abstract geometric shapes in teal and gold, appearing as if they are layered or overlapping, creating a modern, layered effect. The teal shapes are more prominent, with gold accents. The overall aesthetic is clean and professional.

INFOGRAFIK


INFOGRAPHICS

Muka surat ini sengaja dibiarkan kosong
This page is deliberately left blank



PERANGKAAAN GETAH BULANAN DISEMBER 2023

PENGELUARAN GETAH ASLI



November 2023 **DISEMBER 2023^P**

	Okt. 2023	Nov. 2023	DIS. 2023
MoM	▲ 0.6%	▼ -6.9%	▼ -1.1%
YoY	▲ 3.6%	▲ 9.3%	▼ -0.7%

PENGUNAAN DOMESTIK DISEMBER 2023^P: 25,082 tan metrik ▲0.9%

November 2023 : 24,854 tan metrik



IMPORT DISEMBER 2023^P: 131,629 tan metrik ▲18.9%

November 2023 : 110,664 tan metrik

Negara Utama



EKSPORT DISEMBER 2023^P: 45,591 tan metrik ▼11.7%

November 2023 : 51,643 tan metrik

Negara Utama



PURATA HARGA (sen/kg)



G.M.M 20
DISEMBER 2023: 670.83 ▼2.1%

November 2023: 685.14



Lateks Pekat
DISEMBER 2023: 537.63 ▼2.2%

November 2023: 549.67

STOK DISEMBER 2023^P: 191,320 tan metrik ▲11.0%

November 2023 : 172,307 tan metrik



Nota : MoM = Bulan ke bulan YoY = Tahun ke tahun P = Awalan

Sumber: Perangkaan Getah Bulanan Disember 2023, Jabatan Perangkaan Malaysia (DOSM)



MINISTRY OF ECONOMY
DEPARTMENT OF STATISTICS MALAYSIA



@StatsMalaysia



MONTHLY RUBBER STATISTICS DECEMBER 2023

PRODUCTION of NATURAL RUBBER

30,669 tonnes



November 2023

30,342 tonnes



DECEMBER 2023^P

	Oct. 2023	Nov. 2023	DEC. 2023
MoM	▲ 0.6%	▼ -6.9%	▼ -1.1%
YoY	▲ 3.6%	▲ 9.3%	▼ -0.7%

DOMESTIC CONSUMPTION DECEMBER 2023^P: 25,082 tonnes November 2023 : 24,854 tonnes



- Rubber Gloves**
DECEMBER 2023^P: 17,987 tonnes
November 2023 : 17,336 tonnes
- Rubber Thread**
DECEMBER 2023^P: 3,016 tonnes
November 2023 : 2,488 tonnes
- Tyres & Tube**
DECEMBER 2023^P: 1,763 tonnes
November 2023 : 2,299 tonnes
- Others**
DECEMBER 2023^P: 2,317 tonnes
November 2023 : 2,730 tonnes

IMPORTS

DECEMBER 2023^P: 131,629 tonnes ▲ 18.9%
November 2023 : 110,664 tonnes

Main countries



EXPORTS

DECEMBER 2023^P: 45,591 tonnes ▼ 11.7%
November 2023 : 51,643 tonnes

Main countries



AVERAGE PRICE (sen/kg)



S.M.R 20

DECEMBER 2023: 670.83 ▼ 2.1%
November 2023: 685.14



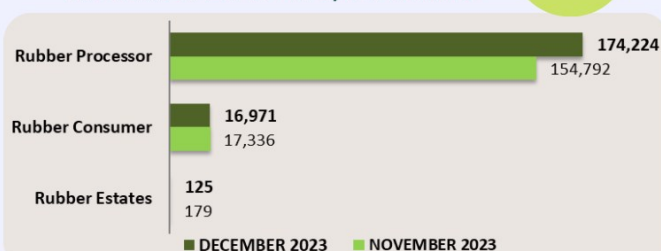
Concentrated Latex

DECEMBER 2023: 537.63 ▼ 2.2%
November 2023: 549.67


Note: MoM = Month on Month YoY = Year on Year P = Preliminary

STOCKS

DECEMBER 2023^P: 191,320 tonnes ▲ 11.0%
November 2023 : 172,307 tonnes

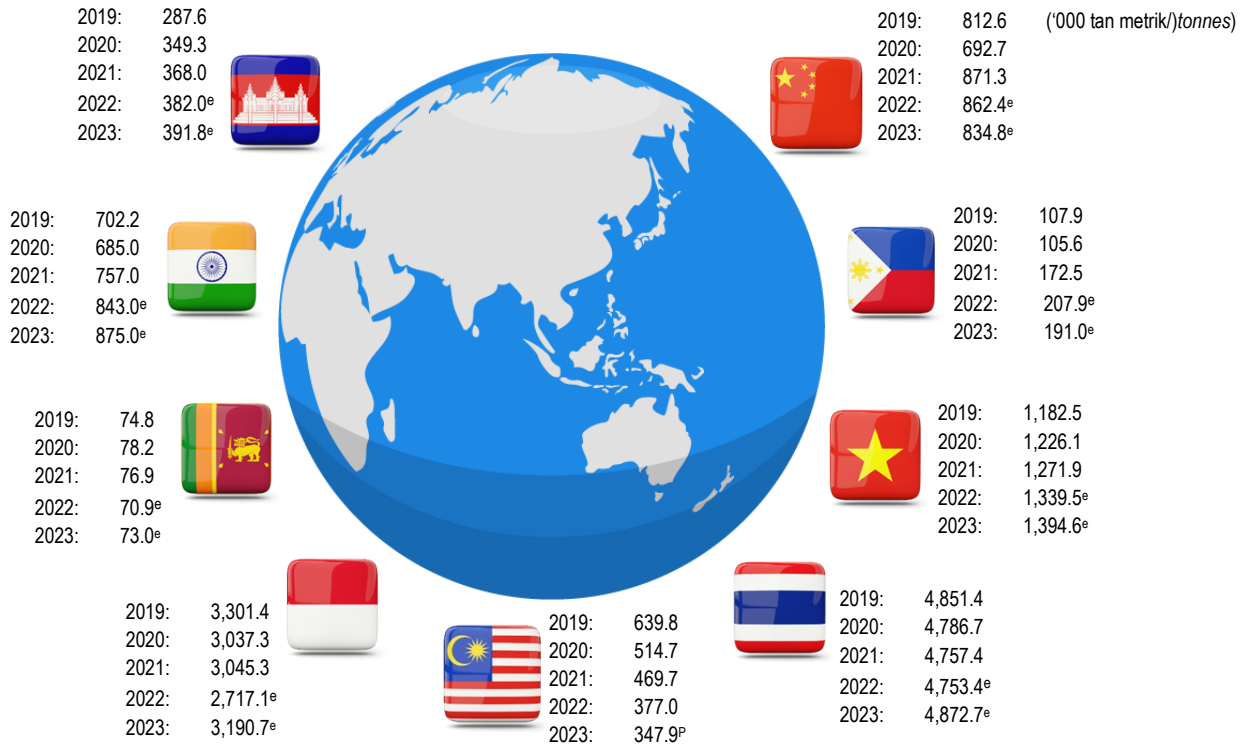


Source: Monthly Rubber Statistics December 2023, Department of Statistics Malaysia (DOSM)



NEGARA PENGELUAR GETAH ASLI
*PRODUCING COUNTRIES OF
NATURAL RUBBER*

PENGELUARAN GETAH ASLI MENGIKUT NEGARA PENGELUAR*, 2019-2023
PRODUCTION OF NATURAL RUBBER BY PRODUCING COUNTRIES*, 2019-2023



Nota/Notes:

* Association of Natural Rubber Producing Countries (ANRPC)

P: Awalan/Provisional

^e: Anggaran / Estimate

Sumber: Kementerian Perladangan dan Komoditi

Source: Ministry of Plantation and Commodities

PERANGKAPAN GETAH MENGIKUT NEGARA PENGELUAR*, DISEMBER 2023
RUBBER STATISTICS BY PRODUCING COUNTRIES*, DECEMBER 2023

(⁰⁰⁰ tan metrik/tonnes)

Negara Country	Pengeluaran Production	Penggunaan Consumption	Eksport Export
Cambodia	54.5 ^e	-	52.7 ^e
P.R.China	50.4 ^e	572.0 ^e	5.8 ^e
India	114.1 ^e	114.0 ^e	0.2 ^e
Indonesia	264.4 ^e	59.5 ^e	145.0 ^e
Malaysia	30.3 ^p	25.1 ^p	45.6 ^p
Philippines	23.0 ^e	3.3 ^e	15.9 ^e
Sri Lanka	6.9 ^e	4.0 ^e	1.6 ^e
Thailand	493.8 ^e	102.7 ^e	387.7 ^e
Viet Nam	173.0 ^e	53.0 ^e	266.6 ^e

Nota/Notes:

* Association of Natural Rubber Producing Countries (ANRPC)

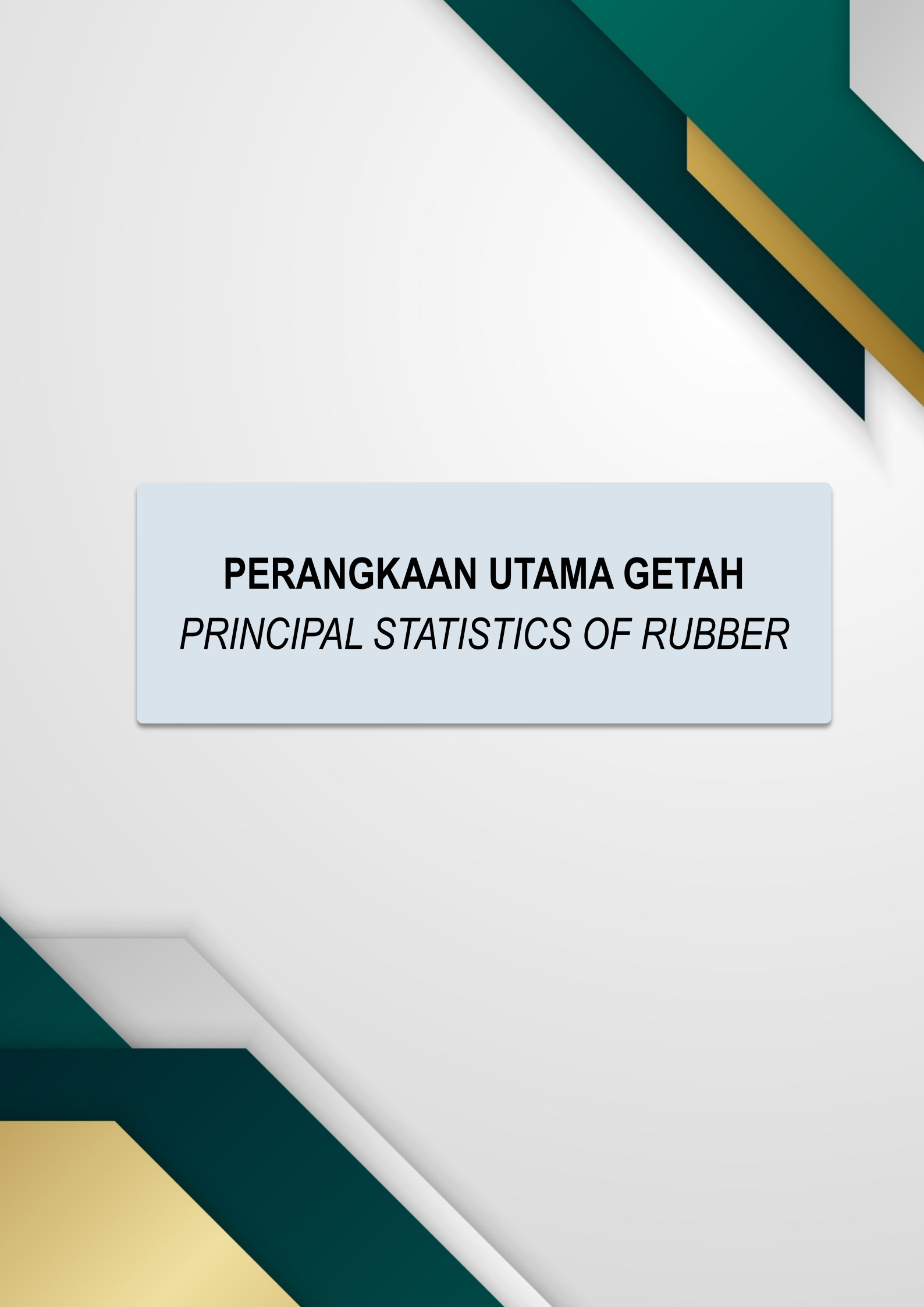
P: Awalan / Provisional

^e: Anggaran / Estimate

Sumber: Kementerian Perladangan dan Komoditi

Source: Ministry of Plantation and Commodities

Muka surat ini sengaja dibiarkan kosong
This page is deliberately left blank

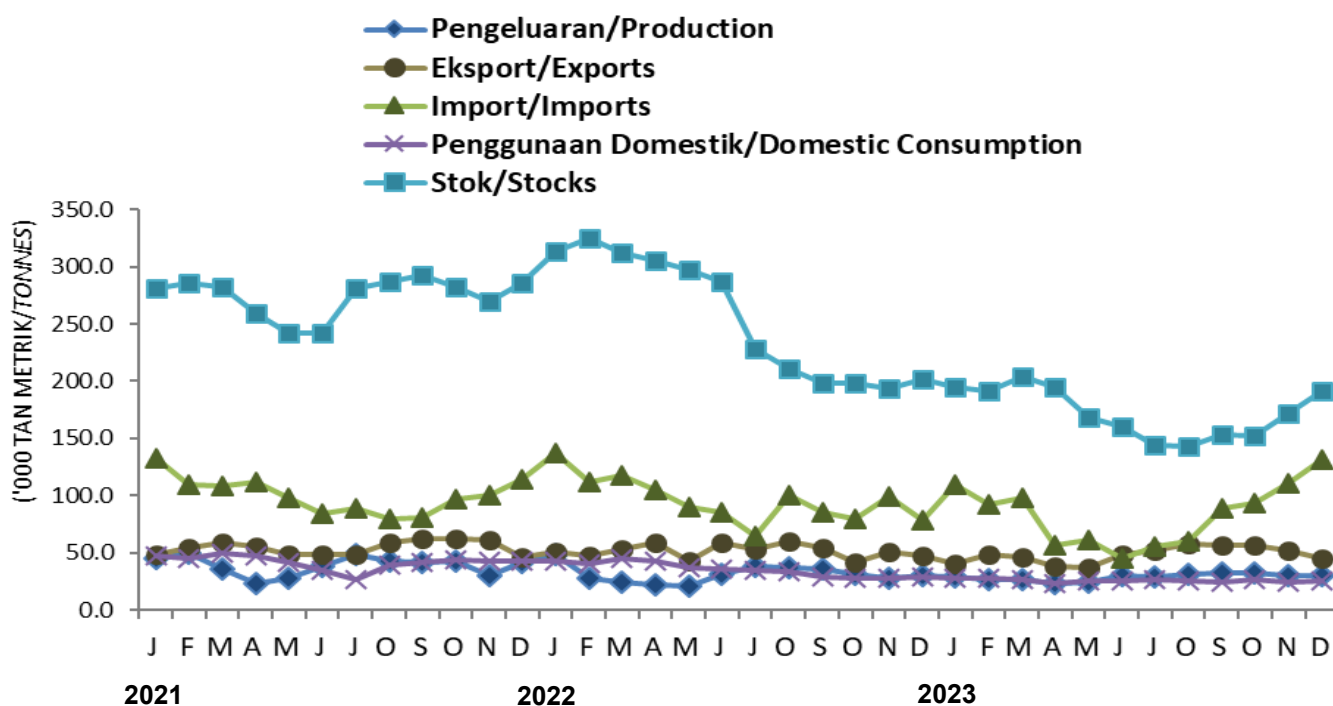


PERANGKAAAN UTAMA GETAH
PRINCIPAL STATISTICS OF RUBBER

PERANGKAAAN UTAMA GETAH, MALAYSIA, NOVEMBER 2023
PRINCIPAL STATISTICS OF RUBBER, MALAYSIA, NOVEMBER 2023

Perangkaan Utama <i>Principal Statistics</i>	Dis. Dec. 2022	Nov. Nov. 2023	Dis. Dec. 2023	Perubahan bulan ke bulan Dis. 2023/Nov. 2023 <i>Change month-on-month Dis. 2023/Nov. 2023 (%)</i>		Perubahan tahun ke tahun Dis. 2023/Dis. 2022 <i>Change year-on-year Dec. 2023/Dec. 2022 (%)</i>	
Pengeluaran / <i>Production</i> (tan metrik / <i>tonnes</i>)	30,556	30,669	30,342	▼ -1.1	▼ -0.7		
Eksport / <i>Exports</i> (tan metrik / <i>tonnes</i>)	48,038	51,643	45,591	▼ -11.7	▼ -5.1		
Import / <i>Imports</i> (tan metrik / <i>tonnes</i>)	78,882	110,664	131,629	▲ 18.9	▲ 66.9		
Penggunaan domestik <i>Domestic consumption</i> (tan metrik / <i>tonnes</i>)	28,589	24,854	25,082	▲ 0.9	▼ -12.3		
Stok akhir / <i>Closing stocks</i> (tan metrik / <i>tonnes</i>)	201,360	172,307	191,320	▲ 11.0	▼ -5.0		
Bil. pekerja bergaji (estet) <i>Number of paid workers (estate)</i>	8,980	9,416	9,245	▼ -1.8	▲ 3.0		
Gaji & upah (RM'000) (estet) <i>Salaries & wages (RM'000) (estate)</i>	18,981	17,824	18,100	▲ 1.5	▼ -4.6		

**PENGELUARAN, EKSPORT, IMPORT, PENGGUNAAN DOMESTIK DAN
STOK BULANAN BAGI GETAH ASLI 2021-2023**
**MONTHLY PRODUCTION, EXPORTS, IMPORTS, DOMESTIC CONSUMPTION AND
STOCK OF NATURAL RUBBER 2021-2023**





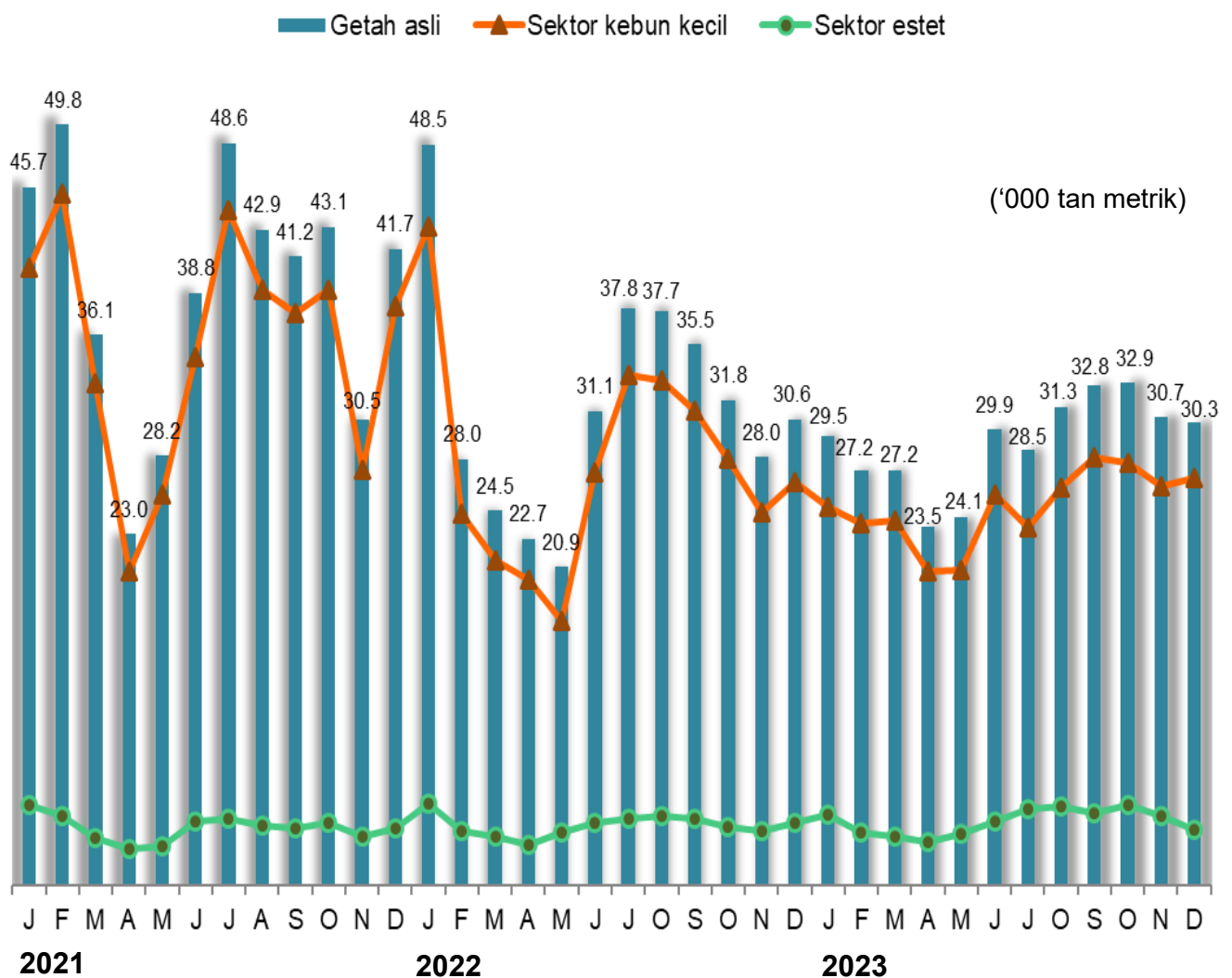
RINGKASAN PENEMUAN
SUMMARY OF FINDINGS

PERANGKAAAN GETAH BULANAN MALAYSIA, DISEMBER 2023[#]

1. PENGELUARAN

Pengeluaran getah asli Malaysia pada Disember 2023 berjumlah 30,342 tan metrik, menurun sebanyak 0.7 peratus berbanding 30,556 tan metrik pada Disember 2022 dan menunjukkan penurunan sebanyak 1.1 peratus dari bulan sebelumnya. Sektor kebun kecil merupakan penyumbang utama pengeluaran getah asli iaitu 88.0 peratus. Pengeluaran sektor kebun kecil meningkat sebanyak 0.8 peratus manakala pengeluaran di estet pula menurun 10.6 peratus berbanding Disember 2022.

Carta 1: Pengeluaran getah bulanan di estet dan kebun kecil



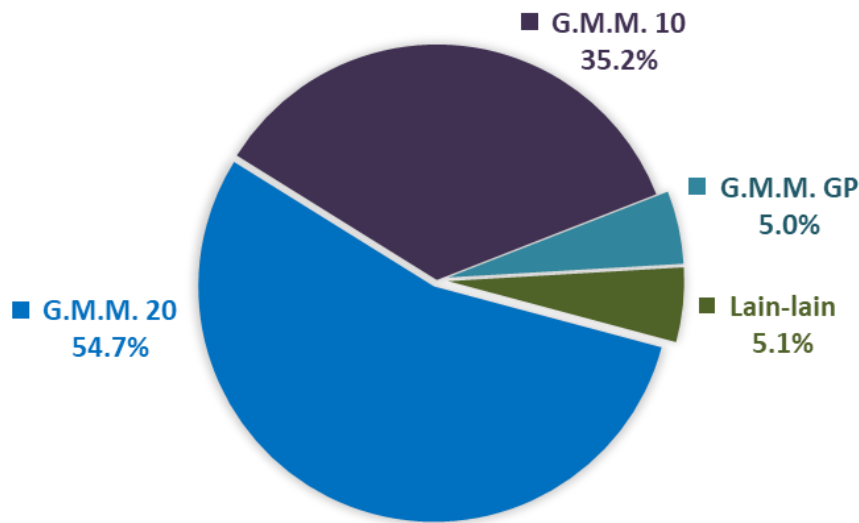
Nota #:

- Laporan ini boleh diperolehi daripada portal Jabatan Perangkaan Malaysia (<https://www.dosm.gov.my>) di bawah ruangan: **Siaran Terkini**.
- Data bagi bulan Disember 2023 merupakan data **awalan**. Data ini akan dikemas kini berdasarkan data terkini yang diperolehi dan akan diterbitkan dalam penerbitan Januari 2024.

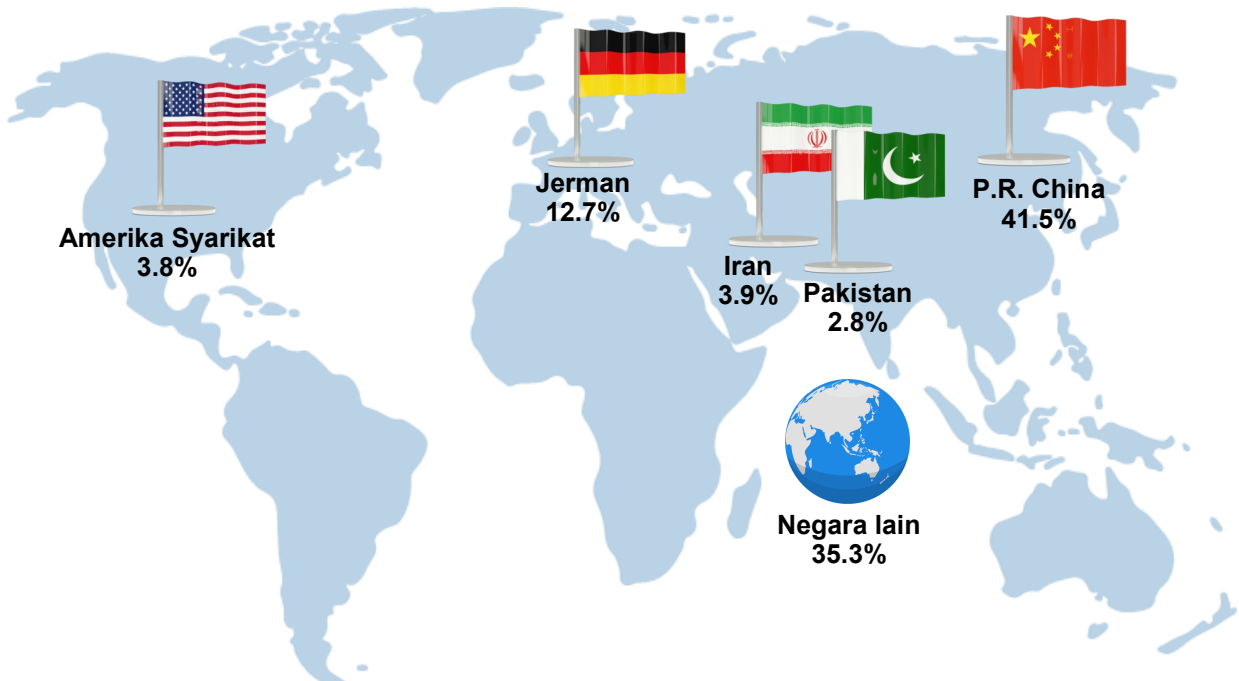
2. EKSPORT

Eksport getah asli pada Desember 2023 adalah 45,591 tan metrik, menurun 5.1 peratus dari 48,038 tan metrik pada bulan yang sama tahun sebelumnya serta menunjukkan penurunan 11.7 peratus berbanding 51,643 tan metrik pada November 2023. Getah Mutu Malaysia (G.M.M.) menyumbang 97.3 peratus daripada jumlah eksport getah asli dimana G.M.M. 20 merupakan eksport tertinggi iaitu 24,266 tan metrik (54.7%) seperti di Carta 2.

Carta 2: Eksport Getah Mutu Malaysia (G.M.M) mengikut gred, Disember 2023



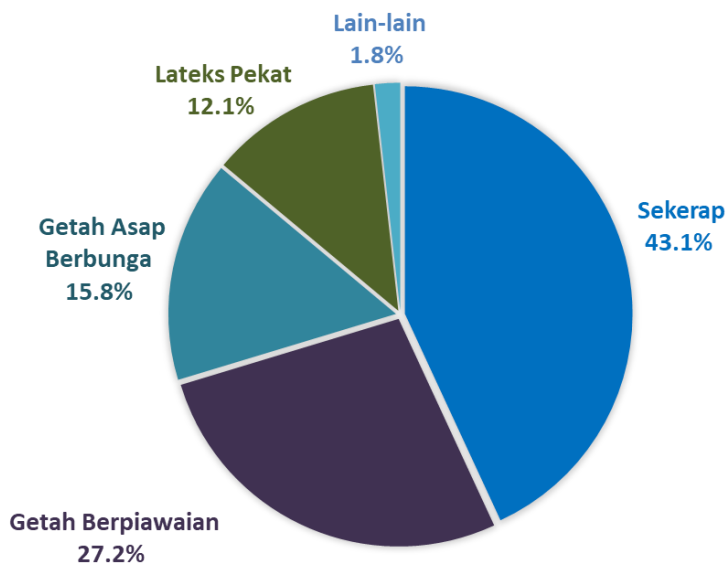
Carta 3: Destinasi utama eksport getah asli, Disember 2023



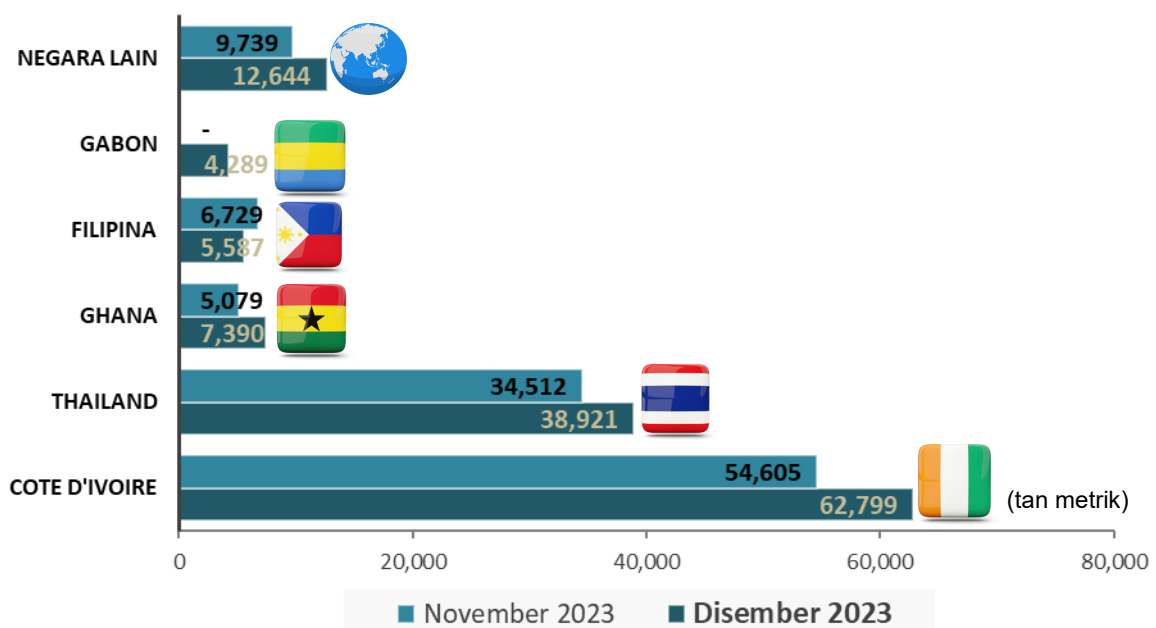
3. IMPORT

Import getah asli pada Desember 2023 adalah 131,629 tan metrik berbanding 78,882 tan metrik pada Desember 2022, meningkat sebanyak 66.9 peratus. Perbandingan bulan ke bulan pula menunjukkan peningkatan sebanyak 18.9 peratus. Jenis getah asli utama yang diimport adalah Sekerap (56,737 tan metrik) dan Getah Berpiawaian (35,825 tan metrik). Getah asli diimport terutamanya dari Thailand berjumlah 38,921 tan metrik.

Carta 4: Import getah asli mengikut jenis, Desember 2023



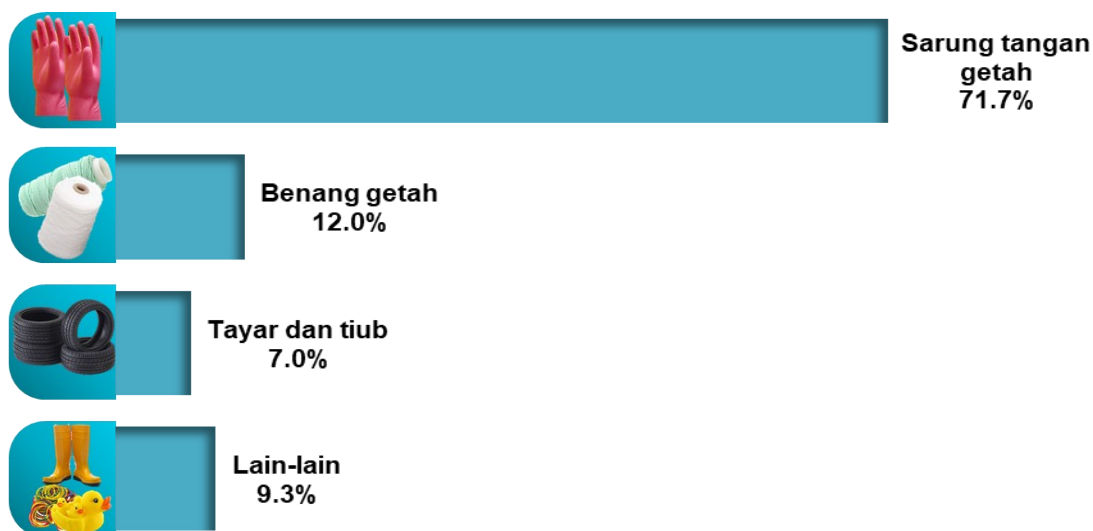
Carta 5: Import getah asli dari negara utama, Desember 2023



4. PENGGUNAAN DOMESTIK

Penggunaan domestik getah asli pada Desember 2023 ialah 25,082 tan metrik, menurun 12.3 peratus berbanding 28,589 tan metrik pada Desember 2022. Perbandingan bulan ke bulan pula menunjukkan peningkatan 0.9 peratus berbanding 24,854 tan metrik pada bulan sebelumnya. Industri sarung tangan getah merupakan industri utama bagi penggunaan getah asli iaitu 17,987 tan metrik (71.7%).

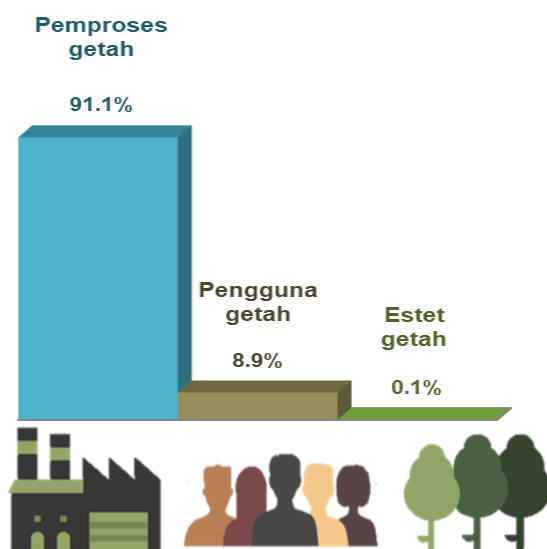
Carta 6: Penggunaan domestik getah asli mengikut produk, Desember 2023



5. STOK

Stok getah asli menurun 5.0 peratus pada Desember 2023 kepada 191,320 tan metrik berbanding 201,360 tan metrik yang dicatatkan pada Desember 2022. Perbandingan bulan ke bulan pula menunjukkan stok meningkat sebanyak 11.0 peratus.

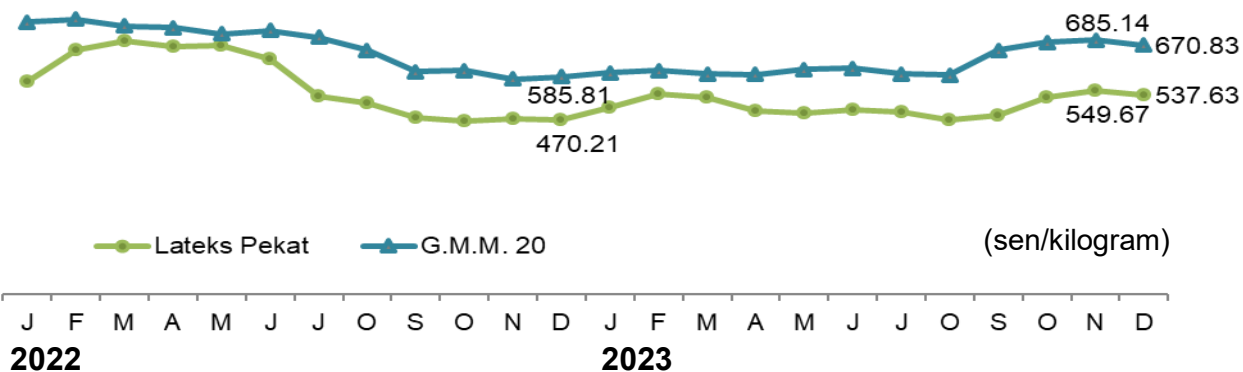
Carta 7: Stok getah asli pada akhir bulan Desember 2023



6. HARGA PURATA BULANAN SEKILOGRAM (Sebut Harga Pada Waktu Tengah Hari - “F.O.B.”)

Harga purata bulanan G.M.M. 20 pada Disember 2023 adalah 670.83 sen sekilogram, meningkat 14.5 peratus berbanding 585.81 sen sekilogram pada Disember 2022 dan menunjukkan penurunan 2.1 peratus berbanding 685.14 sen sekilogram pada bulan sebelumnya. Harga purata bulanan bagi Lateks Pekat pada Disember 2023 adalah 537.63 sen sekilogram, meningkat 14.3 peratus dari 470.21 sen sekilogram pada bulan yang sama tahun lalu namun mencatatkan penurunan 2.2 peratus berbanding 549.67 sen sekilogram pada November 2023.

Carta 8: Harga purata bulanan (sebut harga pada waktu tengah hari “F.O.B”) bagi G.M.M. 20 dan Lateks Pekat



7. GUNA TENAGA DI ESTET

Seramai 9,245 pekerja bergaji direkodkan pada akhir November 2023 dengan peningkatan sebanyak 3.0 peratus dari Disember 2022 dan menurun 1.8 peratus (9,416 pekerja bergaji) berbanding bulan sebelumnya. Gaji & upah menurun 4.6 peratus kepada RM18.1 juta dari RM19.0 juta pada Disember 2022, manakala perbandingan bulan ke bulan pula menunjukkan trend yang sebaliknya iaitu peningkatan sebanyak 1.5 peratus.

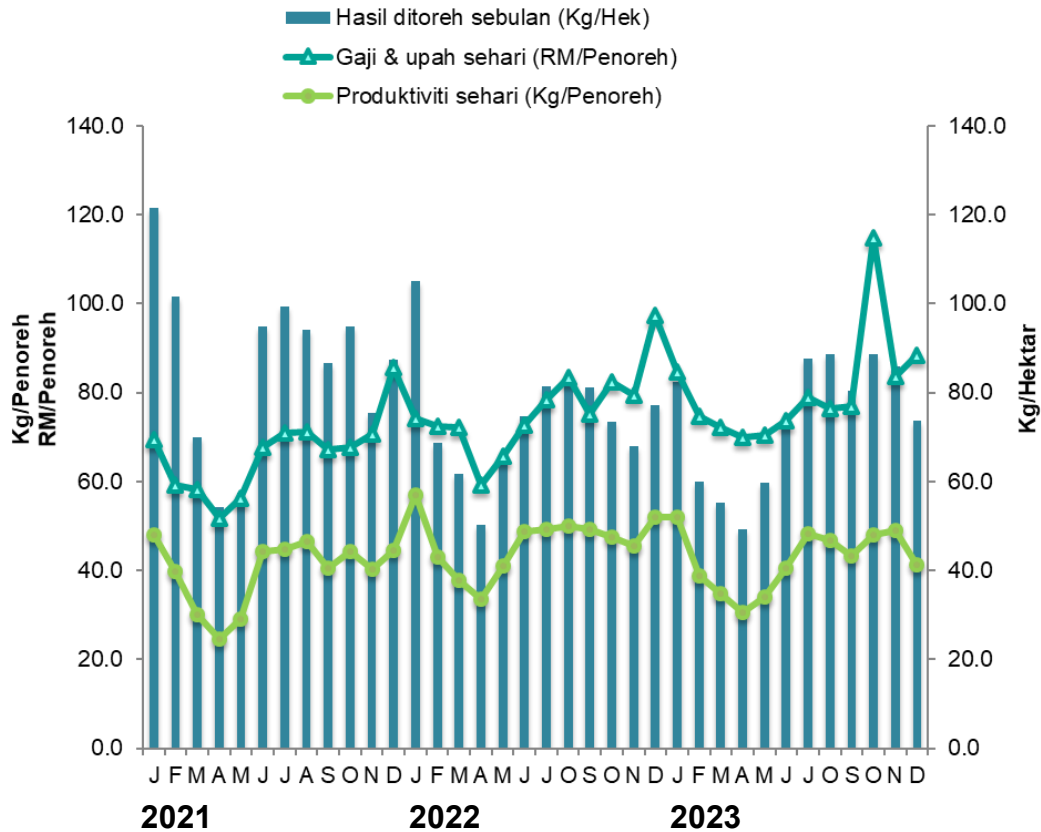
Carta 9: Bilangan pekerja dan jumlah gaji & upah, Disember 2023



8. PRODUKTIVITI DI ESTET

Produktiviti pengeluaran getah asli di estet adalah 73.7 kilogram sehektar pada Disember 2023, menurun sebanyak 4.5 peratus berbanding Disember 2022. Perbandingan bulan ke bulan pula menunjukkan produktiviti menurun sebanyak 14.2 peratus dari 85.9 kilogram sehektar.

Carta 10: Produktiviti hasil ditoreh bulanan dan produktiviti penoreh sehari



9. PRESTASI SUKU TAHUNAN

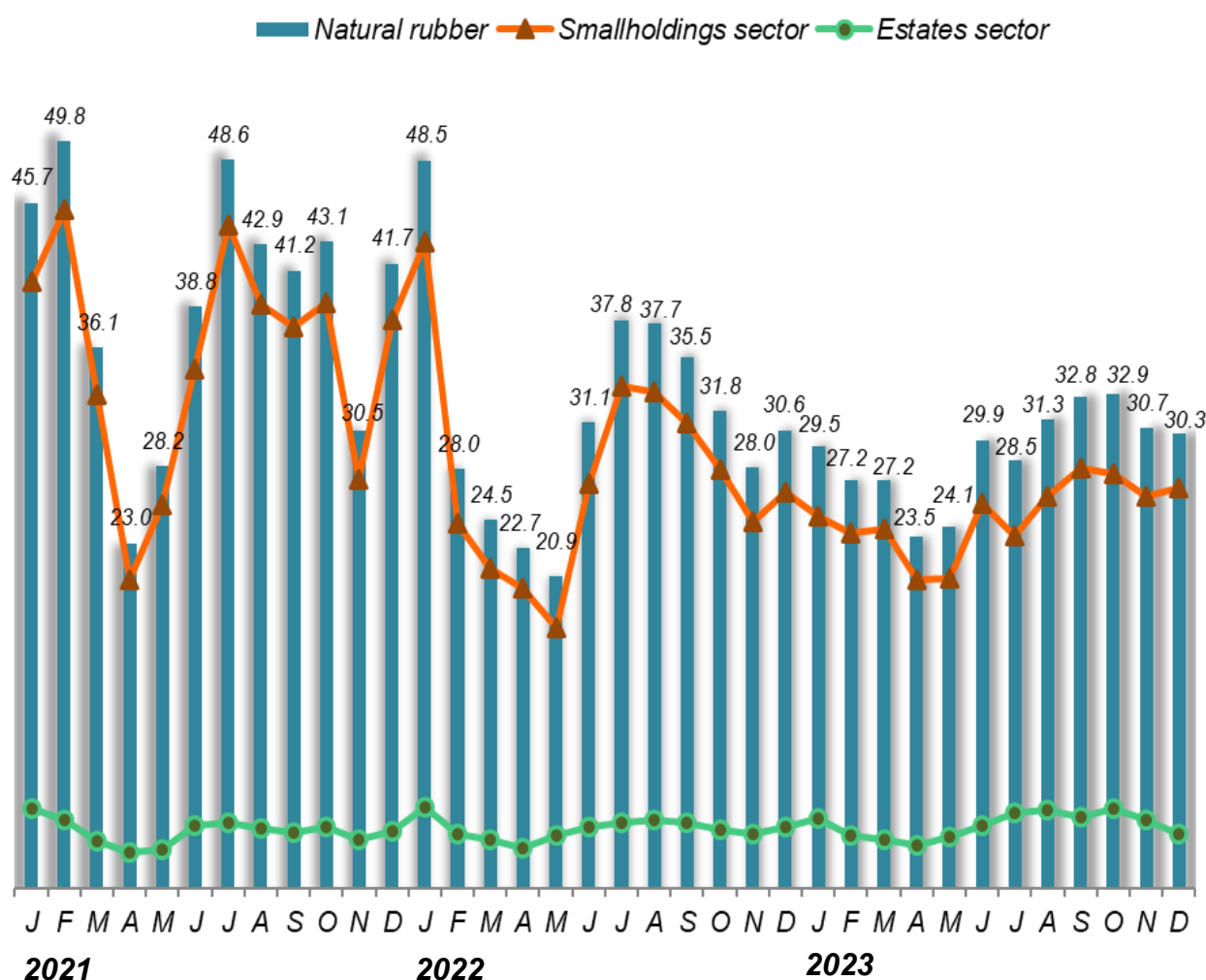
Prestasi suku tahun keempat 2023 menunjukkan pengeluaran getah asli meningkat 1.5 peratus kepada 93,956 tan metrik berbanding 92,599 tan metrik pada suku tahun sebelumnya. Eksport getah asli juga mengalami trend yang berbeza iaitu penurunan sebanyak 7.6 peratus pada suku tahun keempat 2023 (153,694 tan metrik) berbanding suku tahun ketiga 2023 (166,301 tan metrik). Import getah asli menunjukkan peningkatan 64.0 peratus, manakala penggunaan getah asli dalam pembuatan produk berasaskan getah juga meningkat 0.8 peratus berbanding suku tahun sebelumnya.

MONTHLY RUBBER STATISTICS MALAYSIA, DECEMBER 2023[#]

1. PRODUCTION

Malaysia's natural rubber production in December 2023 amounted 30,342 tonnes, decreased 0.7 per cent as compared to 30,556 tonnes in December 2022 and showed a decrease of 1.1 per cent from last month. Smallholdings sector was the main contributor to the natural rubber production of 88.0 per cent. Production of smallholdings increased by 0.8 per cent and estate sector showed a decrease of 10.6 per cent as compared to December 2022.

Chart 1: Monthly rubber production in the estates and smallholdings



Notes #:

1. This report can be accessed through the portal of the Department of Statistics, Malaysia (<https://www.dosm.gov.my>) under the section: **Latest Releases**.
2. Data for December 2023 is **provisional**. The data will be updated based on the latest available figures and subsequently published in the January 2024 publication.

2. EXPORTS

Exports of natural rubber in December 2023 was 45,591 tonnes, decreased by 5.1 per cent from 48,038 tonnes in the same month last year and decreased by 11.7 per cent as compared to 51,643 tonnes in November 2023. Standard Malaysian Rubber (S.M.R.) contributed 97.3 per cent of the total natural rubber exports where S.M.R. 20 was the highest exports of 24,266 tonnes (54.7%) as shown in Chart 2.

Chart 2: Exports of Standard Malaysian Rubber (S.M.R.) by grade, December 2023

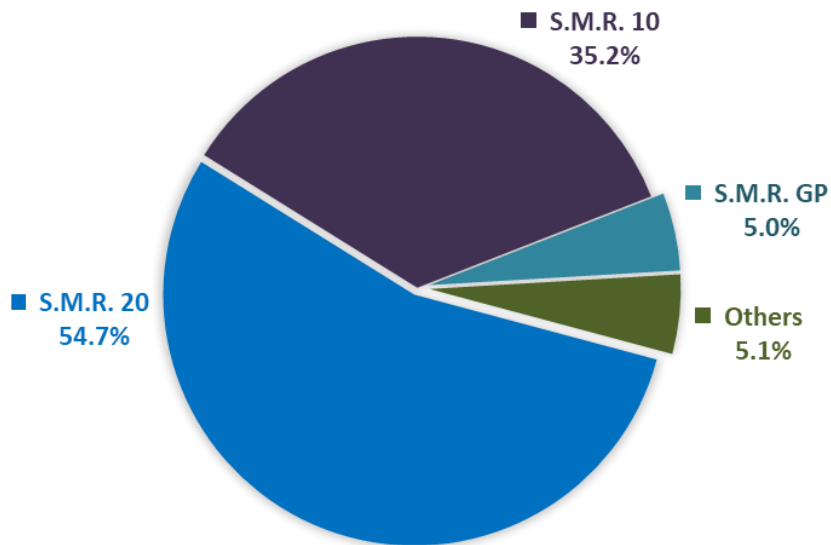
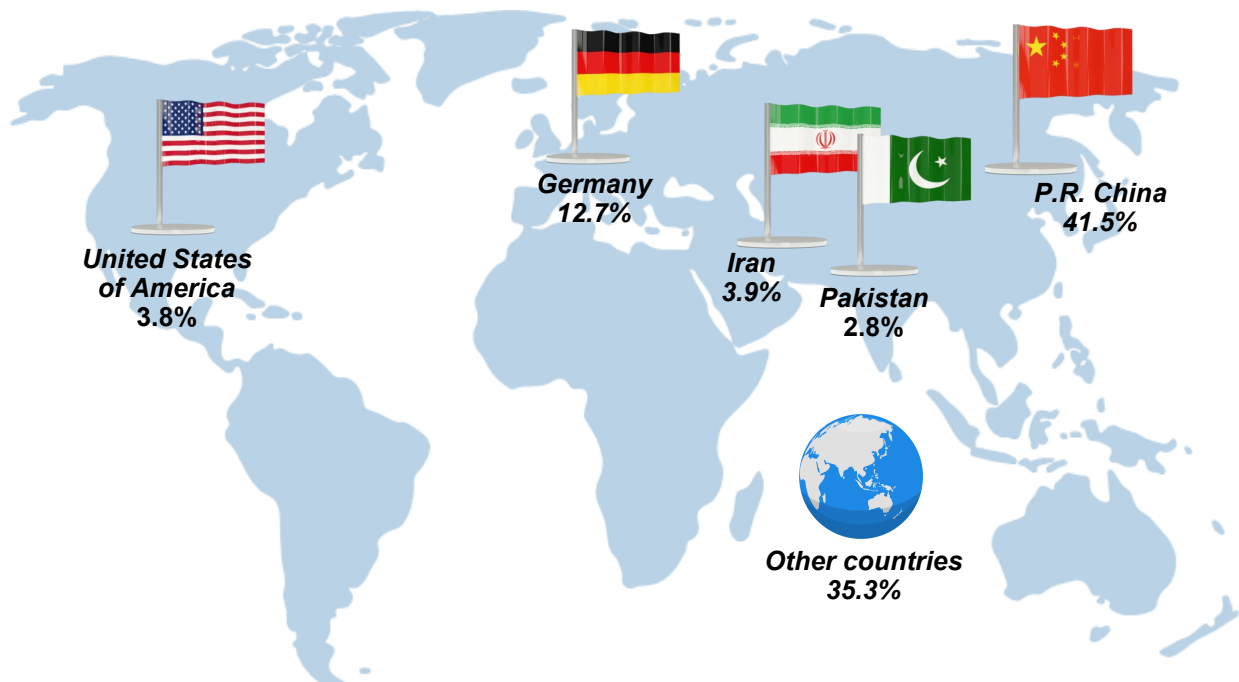


Chart 3: Main destinations of natural rubber exports, December 2023



3. IMPORTS

Imports of natural rubber in December 2023 was 131,629 tonnes as compared to 78,882 tonnes in December 2022, increased by 66.9 per cent. Month-on-month comparison showed an increase of 18.9 per cent. The main types of imported natural rubber were Scrap (56,737 tonnes) and Standard Rubber (35,825 tonnes). Natural rubber mainly imported from Thailand amounted of 38,921 tonnes.

Chart 4: Imports of natural rubber by types, December 2023

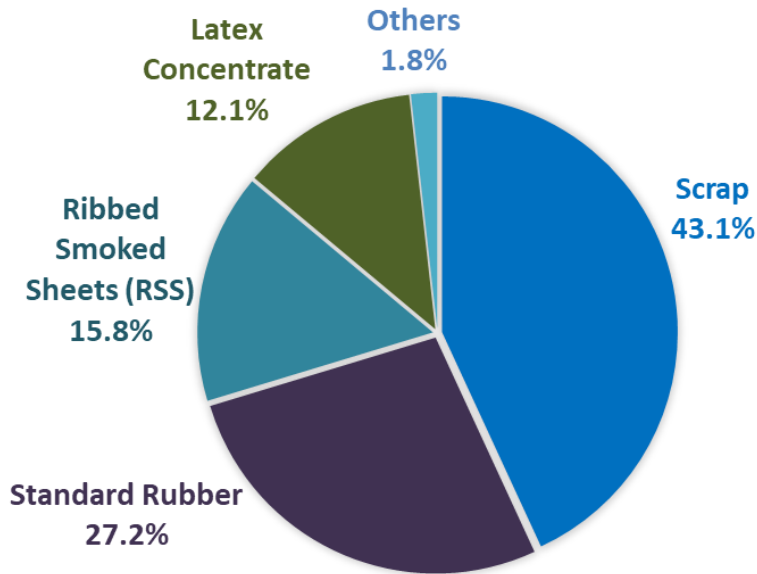
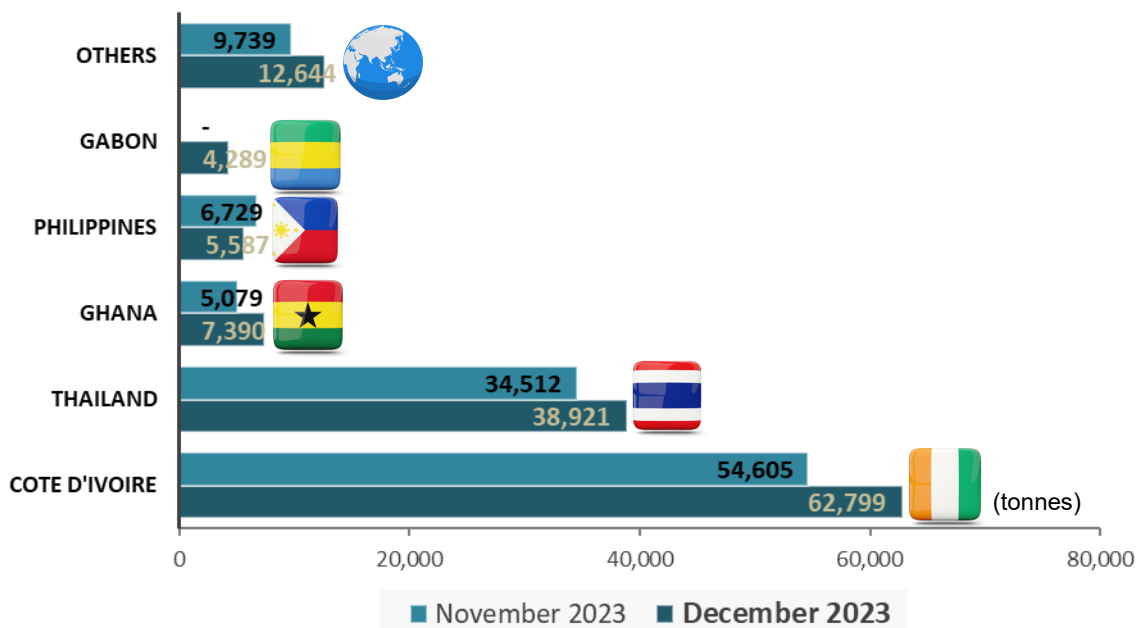


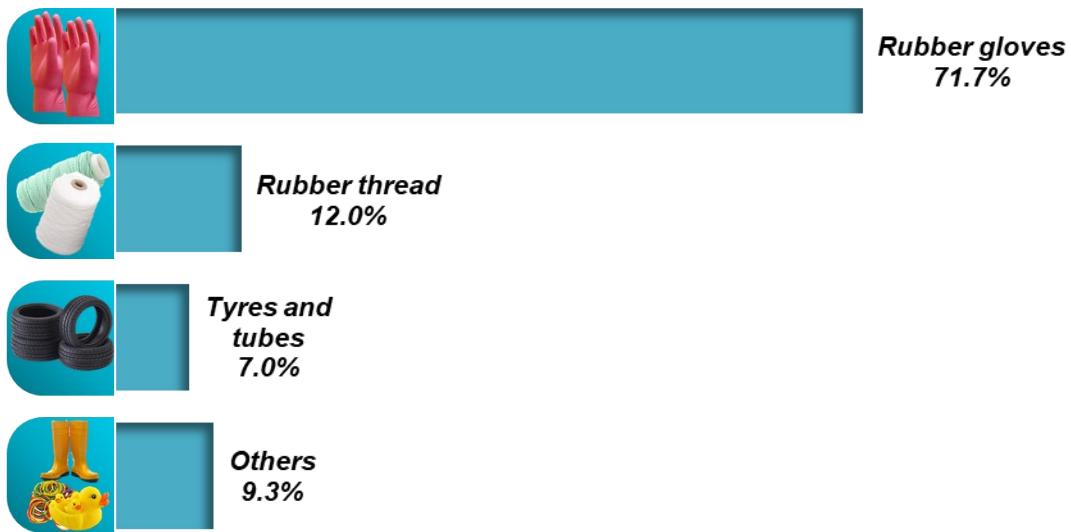
Chart 5: Imports of natural rubber from major countries, December 2023



4. DOMESTIC CONSUMPTION

Domestic consumption of natural rubber in December 2023 was 25,082 tonnes, decreased by 12.3 per cent against 28,589 tonnes in December 2022. Month-on-month comparison showed an increased of 0.9 per cent from 24,854 tonnes in the last month. Rubber glove industry was the main industry for the use of natural rubber at 17,987 tonnes (71.7%).

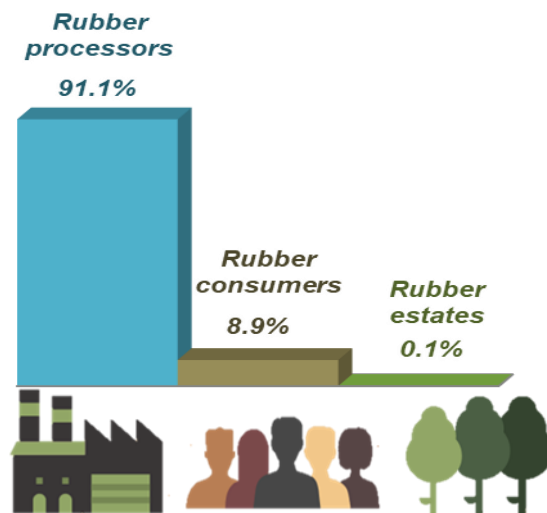
Chart 6: Domestic consumption of natural rubber by product, December 2023



5. STOCKS

Stocks of natural rubber decreased 5.0 per cent at the end of December 2023 to 191,320 tonnes against 201,360 tonnes as recorded in December 2022. Month-on-month comparison showed the stocks increased by 11.0 per cent.

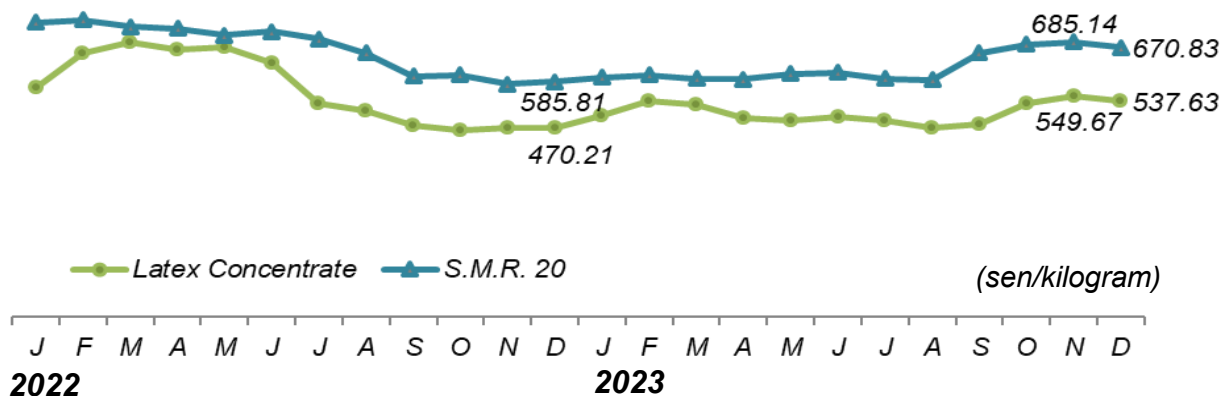
Chart 7: Stocks of natural rubber at the end of December 2023



6. AVERAGE MONTHLY PRICE PER KILOGRAM (Noon Quotations - F.O.B.)

Average monthly price of S.M.R. 20 in December 2023 was 670.83 sen per kilogram, increased 14.5 per cent against 585.81 sen per kilogram in December 2022 and showed a decreased of 2.1 per cent from 685.14 sen per kilogram a month before. The average monthly price of Latex Concentrate in December 2023 was 537.63 sen per kilogram, increased by 14.3 per cent from 470.21 sen per kilogram in the same month last year but showed a decreased of 2.2 per cent as compared to 549.67 sen per kilogram in November 2023.

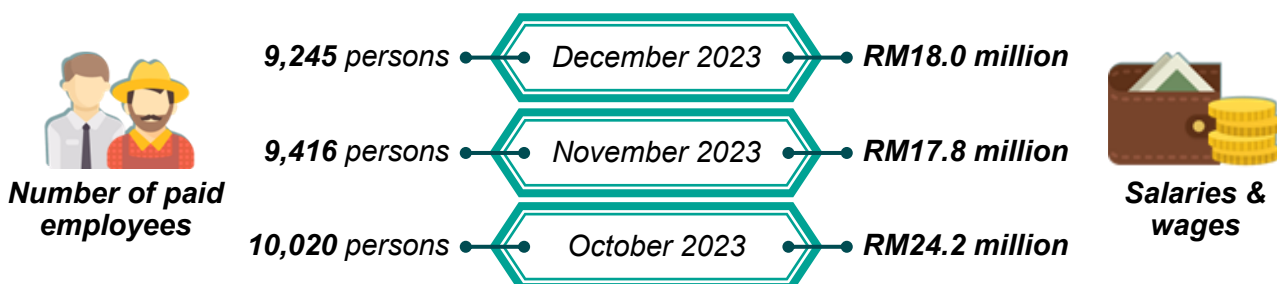
Chart 8: Average monthly price (noon quotations - F.O.B.) of S.M.R. 20 and Latex Concentrate



7. EMPLOYMENT IN ESTATES

A total of 9,245 paid employees recorded at the end of December 2023 with an increase of 3.0 per cent from December 2022 and showed a decreased of 1.8 per cent (18,100 paid employees) in the previous month. The salaries & wages decreased by 4.6 per cent to RM18.1 million against RM19.0 million in December 2022 and month-on-month comparison showed a different trend an increase of 1.5 per cent.

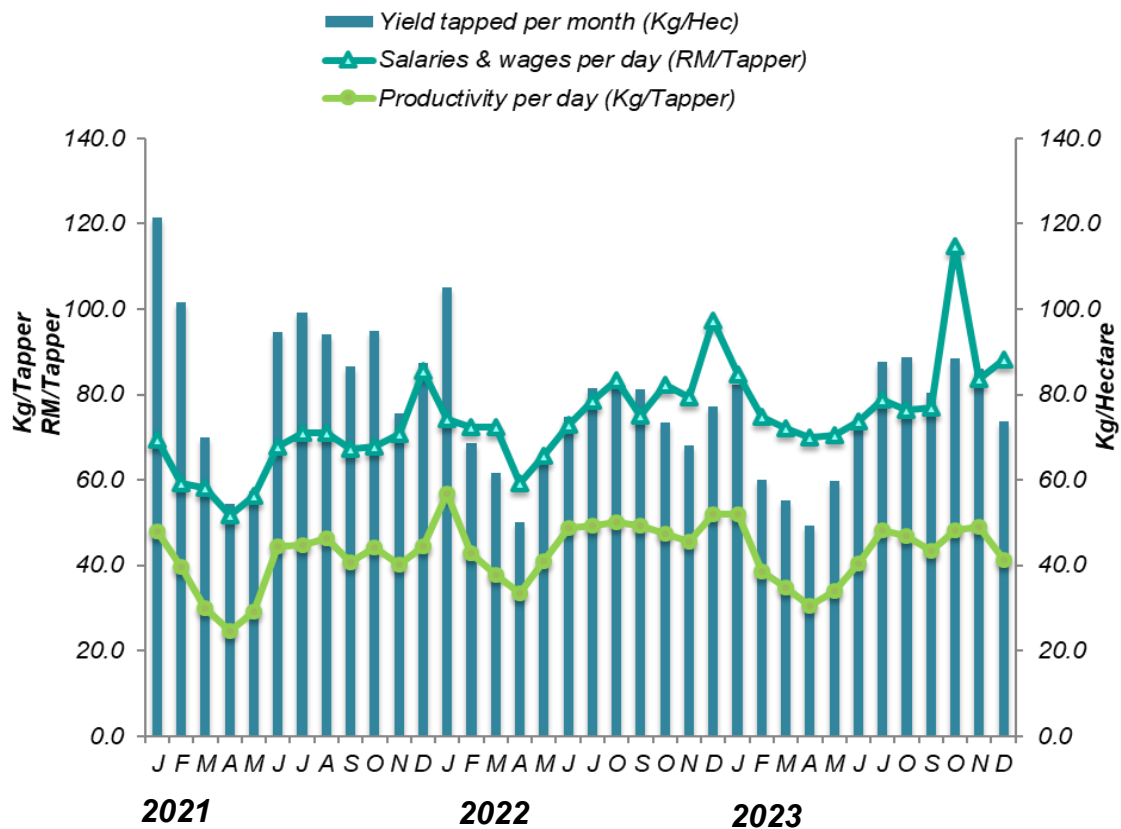
Chart 9: Number of paid employees and salaries & wages, December 2023



8. PRODUCTIVITY OF ESTATES

Productivity of natural rubber production in the estates was 73.7 kilogram per hectare in December 2023, decreased by 4.5 per cent as compared to December 2022. Month-on-month comparison showed the productivity decreased by 14.2 per cent from 85.9 kilogram per hectare.

Chart 10: Monthly productivity of yield tapped and daily productivity of tappers



9. QUARTERLY PERFORMANCE

The performance in the fourth quarter of 2023 showed that natural rubber production increased by 1.5 per cent to 93,956 tonnes as compared to 92,599 tonnes in the previous quarter. Exports of natural rubber experienced the different trend with a decreased of 7.6 per cent in the fourth quarter of 2023 (153,694 tonnes) compared to the third quarter of 2023 (166,301 tonnes). Meanwhile, imports of natural rubber increased by 64.0 per cent and the use of natural rubber in the manufacture of rubber-based products increased by 0.8 per cent compare to previous quarter.



JADUAL STATISTIK
STATISTICAL TABLES

JADUAL 1 : PENAWARAN DAN PERMINTAAN GETAH ASLI

Table 1 : Supply and Demand of Natural Rubber

 Tan metrik K.G.K.
Tonnes D.R.C.

Tempoh Period	Penawaran Supply					Permintaan Demand					
	Stok pada awal tempoh Stocks at the beginning of period	Import * Imports	Pengeluaran Production			Jumlah Penawaran Total Total Supply	Eksport * Exports	Penggunaan Domestik Domestic Consumption	Stok pada akhir tempoh Stocks at the end of period	Jumlah Permintaan Total Total Demand	
			Estet Estates	Kebun Kecil** Smallholdings	Jumlah Pengeluaran Total Production						
2022	285,245	1,164,883	47,387	329,660	377,047	1,827,174	621,324	426,594	201,360	1,249,278	
2021	249,551	1,207,301	45,347	424,322	469,669	1,926,521	653,245	501,961	285,245	1,440,451	
2020	244,930	1,221,893	56,421	458,281	514,702	1,981,525	565,165	518,732	249,551	1,333,448	
2019	174,004	1,082,700	61,227	578,603	639,830	1,896,534	631,304	515,466	244,930	1,391,700	
2023	Jan.-Dis. ^P	201,360	1,002,934	50,381	297,474	347,856	1,552,149	578,683	310,362	191,320	1,080,365
2022	Jan.-Dis.	285,245	1,164,883	47,387	329,660	377,047	1,827,174	621,324	426,594	201,360	1,249,278
2023	Dis. ^P	172,307	131,629	3,656	26,686	30,342	334,278	45,591	25,082	191,320	261,994
	Nov.	152,196	110,664	4,524	26,146	30,669	293,529	51,643	24,854	172,307	248,804
	Okt.	153,011	93,288	5,286	27,658	32,944	279,243	56,460	26,789	152,196	235,444
2022	Dis.	193,396	78,882	4,088	26,468	30,556	302,834	48,038	28,589	201,360	277,987
	Nov.	198,181	99,302	3,593	24,454	28,048	325,530	50,927	28,410	193,396	272,733
	Okt.	198,706	79,305	3,867	27,928	31,795	309,807	41,547	28,363	198,181	268,092

 Nota/Notes : ^P Awalan / Provisional ^r Pindaan / Revised

K.G.K / D.R.C - Kandungan Getah Kering / Dry Rubber Content

* Import dan Eksport - data hanya meliputi kod getah asli di bawah HS4001.10.000 hingga HS4001.29.999

Imports and Exports - the data only covers natural rubber codes under HS4001.10.000 to HS4001.29.999

** Termasuk kebun kecil Lembaga Kemajuan Tanah Persekutuan (FELDA)

Includes Federal Land Development Authority (FELDA) smallholdings

JADUAL 2 : PENGELUARAN GETAH ASLI MENGIKUT HAK MILIK

Table 2 : Production of Natural Rubber by Ownership

Tan metrik K.G.K.
Tonnes D.R.C.

Tempoh Period	Estet Estate			Kebun Kecil* Smallholding	Jumlah Pengeluaran Total Production
	Residen Malaysia Malaysian Residents	Bukan Residen Malaysia dan Hak Milik Bersama Non-Malaysian Residents and Joint Ownership	Jumlah Total		
2022	44,635	2,752	47,387	329,660	377,047
2021	41,895	3,452	45,347	424,322	469,669
2020	52,654	3,767	56,421	458,281	514,702
2019	58,247	2,980	61,227	578,603	639,830
2023 Jan.-Dis. ^P	48,223	2,159	50,381	297,474	347,856
2022 Jan.-Dis.	44,635	2,752	47,387	329,660	377,047
2023 Dis. ^P	3,426	230	3,656	26,686	30,342
Nov.	4,292	231	4,524	26,146	30,669
Okt.	5,035	250	5,286	27,658	32,944
2022 Dis.	3,799	289	4,088	26,468	30,556
Nov.	3,296	297	3,593	24,454	28,048
Okt.	3,532	336	3,867	27,928	31,795

Nota/Notes : ^P Awalan / Provisional

K.G.K / D.R.C - Kandungan Getah Kering / Dry Rubber Content

* Termasuk kebun kecil Lembaga Kemajuan Tanah Persekutuan (FELDA)

Includes Federal Land Development Authority (FELDA) smallholdings

JADUAL 3 : EKSPORT GETAH ASLI MENGIKUT JENIS TERPILIH

Table 3 : Exports of Natural Rubber by Selected Types

Tan metrik K.G.K.

Tonnes D.R.C.

Jenis Type	Ke dan melalui Singapura To and via Singapore					Terus Negeri Asing Direct Foreign					Jumlah Total				
	2023			Jumlah Terkumpul Cumulative		2023			Jumlah Terkumpul Cumulative		2023			Jumlah Terkumpul Cumulative	
	Dis. ^P	Nov.	Okt.	Jan. - Dis. ^P 2023	Jan. - Dis. 2022	Dis. ^P	Nov.	Okt.	Jan. - Dis. ^P 2023	Jan. - Dis. 2022	Dis. ^P	Nov.	Okt.	Jan. - Dis. ^P 2023	Jan. - Dis. 2022
Getah Asap Berbunga <i>Ribbed Smoked Sheets</i>	-	-	-	-	1	-	-	0	470	685	-	-	0	470	687
Lateks Pekat <i>Latex Concentrate</i>	13	4	-	52	15	1,135	1,204	2,214	16,931	16,319	1,147	1,207	2,214	16,982	16,334
Getah Mutu Malaysia <i>Standard Malaysian Rubber</i>	-	6	-	528	1,029	44,379	50,429	54,244	560,497	602,395	44,379	50,436	54,244	561,025	603,424
Jenis-jenis lain <i>Other types</i>	-	-	-	-	-	64	-	1	205	880	64	-	1	205	880
Jumlah <i>Total</i>	13	10	-	580	1,045	45,578	51,633	56,460	578,103	620,279	45,591	51,643	56,460	578,683	621,324

Jenis Type	Ke dan melalui Singapura To and via Singapore				Terus Negeri Asing Direct Foreign				Jumlah Total			
	2022	2021	2020	2019	2022 ^r	2021	2020	2019	2022 ^r	2021	2020	2019
Getah Asap Berbunga <i>Ribbed Smoked Sheets</i>	1	-	-	3	685	3,305	285	2,394	687	3,305	286	2,397
Lateks Pekat <i>Latex Concentrate</i>	15	27	43	35	16,319	21,079	19,631	23,153	16,334	21,106	19,674	23,188
Getah Mutu Malaysia <i>Standard Malaysian Rubber</i>	1,029	66	2,916	11,866	602,395	624,268	541,550	593,191	603,424	624,334	544,465	605,056
Jenis-jenis lain <i>Other types</i>	-	-	-	-	880	4,501	741	662	880	4,501	741	662
Jumlah <i>Total</i>	1,045	93	2,959	11,904	620,279	653,152	562,206	619,400	621,324	653,245	565,165	631,304

 Nota/Notes : ^P Awalan / Provisional ^r Pindaan / Revised

K.G.K / D.R.C - Kandungan Getah Kering / Dry Rubber Content

Jumlah berbeza disebabkan pembundaran / The total differs due to rounding

JADUAL 4 : EKSPORT GETAH ASLI MENGIKUT NEGARA YANG DITUJU

Table 4 : Exports of Natural Rubber by Country of Destination

 Tan metrik K.G.K.
 Tonnes D.R.C.

Negara-Negara Utama Major Countries	2022 ^f	2021	2020	2019	2023			Jumlah Terkumpul Cumulative	2022			Jumlah Terkumpul Cumulative
					Dis. ^P	Nov.	Okt.		Dis.	Nov.	Okt.	
					Jan.-Dis. ^P 2023	Jan.-Dis. 2022						
Afrika Selatan <i>South Africa</i>	3,089	4,506	3,564	4,152	142	193	145	1,829	343	222	14	3,089
Amerika Syarikat/U.S.A	34,182	39,186	18,655	25,028	1,751	2,053	669	15,708	2,016	1,855	988	34,182
Argentina	4,530	5,796	3,620	4,505	549	393	185	4,949	341	311	306	4,530
Belanda/Netherlands	825	1,079	2,671	2,892	26	43	60	1,555	52	94	60	825
Belgium	131	7,481	1,790	2,498	-	25	13	213	-	13	-	131
Brazil	15,659	12,036	10,987	14,033	557	1,250	922	10,681	1,265	940	1,382	15,659
China	285,716	315,556	292,689	309,358	18,908	24,836	33,281	279,038	22,935	27,565	23,343	285,716
Finland	18,186	25,885	18,467	27,317	806	1,310	-	6,391	203	706	1,310	18,186
Greece	148	273	382	151	-	-	-	100	-	11	-	148
Hong Kong	45	41	31	30	-	-	-	3	3	-	5	45
Iran, Republik Islam <i>Iran, Islamic Republic of</i>	17,745	15,076	20,132	27,296	1,774	2,937	1,975	14,796	1,903	804	1,226	17,745
Itali/Italy	4,626	5,216	6,195	9,369	456	279	325	5,134	161	271	83	4,626
Jepun/Japan	5,710	5,081	2,454	3,598	-	19	-	69	597	335	467	5,710
Jerman/Germany	26,314	28,596	57,442	71,080	5,777	4,580	4,822	54,768	2,068	1,431	3,393	26,314
Kanada/Canada	2,239	3,561	2,758	1,552	60	101	121	1,387	101	161	101	2,239
Korea, Rep. <i>Korea, Rep. of</i>	5,946	8,575	9,139	12,205	427	548	413	6,034	699	672	419	5,946

 Nota/Notes : ^P Awalan / Provisional ^r Pindaan / Revised
 K.G.K / D.R.C - Kandungan Getah Kering / Dry Rubber Content

JADUAL 4 : EKSPORT GETAH ASLI MENGIKUT NEGARA YANG DITUJU (samb.)

Table 4 : Exports of Natural Rubber by Country of Destination (cont'd)

Tan metrik K.G.K.

Tonnes D.R.C.

	Negara-Negara Utama Major Countries	2022 ^f	2021	2020	2019	2023			Jumlah Terkumpul	2022			Jumlah Terkumpul
						Cumulative			Cumulative				
						Dis. ^p	Nov.	Okt.	Jan.-Dis. ^p	Dis.	Nov.	Okt.	Jan.-Dis.
2023			2022										
	Mesir/Egypt	10,900	8,715	7,642	9,170	1,247	559	612	9,375	703	834	794	10,900
	Mexico	2,867	1,771	257	1,995	-	101	48	1,730	40	60	164	2,867
	Pakistan	8,623	10,998	2,446	2,492	1,290	1,419	623	17,129	462	391	90	8,623
	Perancis/France	3,062	9,650	6,176	7,613	114	106	58	3,077	194	227	20	3,062
	Poland	948	1,237	1,373	1,951	91	60	20	913	20	29	32	948
	Portugal	2,834	3,327	4,980	8,075	827	585	1,101	10,357	282	121	181	2,834
	Sepanyol/Spain	1,042	2,304	2,229	1,945	147	49	139	1,461	20	74	125	1,042
	Singapura Singapore	37	52	60	755	13	10	-	76	1	4	-	37
	Sweden	185	426	482	696	-	23	-	91	40	2	20	185
	Taiwan	3,601	4,068	13,728	12,097	471	202	130	2,448	132	160	372	3,601
	Turki/Turkiye	17,435	16,809	14,814	13,632	1,192	1,106	1,032	15,319	1,026	1,111	751	17,435
	Ukraine	11	42	57	59	-	-	-	-	-	-	-	11
	United Kingdom	1,267	2,118	2,512	4,450	31	13	44	583	5	142	109	1,267
	Vietnam	294	1,822	3,093	7,555	-	10	0	98	-	10	17	294
	Negara lain Other countries	143,129	111,963	54,338	43,754	8,934	8,834	9,720	113,372	12,426	12,370	5,773	143,129
	Jumlah Total	621,324	653,245	565,165	631,304	45,591	51,643	56,460	578,683	48,038	50,927	41,547	621,324

 Nota/Notes : ^p Awalan / Provisional ^r Pindaan / Revised

K.G.K / D.R.C - Kandungan Getah Kering / Dry Rubber Content

Jumlah berbeza disebabkan pembundaran / The total differs due to rounding

JADUAL 5: EKSPORT GETAH MUTU MALAYSIA (G.M.M.) MENGIKUT GRED

Table 5: Exports of Standard Malaysian Rubber (S.M.R.) by Grade

 Tan metrik K.G.K.
Tonnes D.R.C.

Gred Grade					2023			Jumlah Terkumpul Cumulative	2022			Jumlah Terkumpul Cumulative
	2022 ^r	2021	2020	2019	Dis. ^p	Nov.	Okt.	Jan.-Dis. ^r 2023	Dis.	Nov.	Okt.	Jan.-Dis. 2022
G.M.M. L S.M.R. L	450	759	1,072	1,358	39	30	39	627	19	21	60	450
G.M.M. 5 S.M.R. 5	3,156	3,003	3,011	2,661	242	81	81	1,976	202	665	509	3,156
G.M.M. 10 S.M.R. 10	174,476	165,867	143,681	183,980	15,625	14,924	13,580	141,366	10,684	11,503	11,179	174,476
G.M.M. 20 S.M.R. 20	388,370	418,311	366,475	382,419	24,266	33,407	37,205	375,501	33,530	34,822	26,843	388,370
G.M.M. GP S.M.R. GP	22,189	19,534	16,846	23,033	2,233	1,051	1,688	21,091	2,275	1,975	1,457	22,189
G.M.M. CV S.M.R. CV	5,391	9,333	10,995	9,459	1,812	904	1,525	18,303	481	300	301	5,391
Lain-Lain * Others	9,391	7,528	2,384	2,146	161	40	125	2,160	3	202	149	9,391
Jumlah Total	603,424	624,334	544,465	605,056	44,379	50,436	54,244	561,025	47,193	49,488	40,499	603,424

 Nota/Notes : ^p Awalan / Provisional ^r Pindaan / Revised

* Lain-lain termasuk housegrade / Others includes housegrade

K.G.K / D.R.C - Kandungan Getah Kering / Dry Rubber Content

Jumlah berbeza disebabkan pembundaran / The total differs due to rounding

JADUAL 6 : IMPORT GETAH ASLI MENGIKUT JENIS TERPILIH

Table 6 : Imports of Natural Rubber by Selected Types

Tan metrik K.G.K.

Tonnes D.R.C.

Jenis Type	Dari dan melalui Singapura From and via Singapore					Terus Negeri Asing Direct Foreign					Jumlah Total				
	2023			Jumlah Terkumpul Cumulative		2023			Jumlah Terkumpul Cumulative		2023			Jumlah Terkumpul Cumulative	
	Dis. ^P	Nov.	Okt.	Jan. - Dis. ^P 2023	Jan. - Dis. 2022	Dis. ^P	Nov.	Okt.	Jan. - Dis. ^P 2023	Jan. - Dis. 2022	Dis. ^P	Nov.	Okt.	Jan. - Dis. ^P 2023	Jan. - Dis. 2022
Getah Asap Berbunga Ribbed Smoked Sheets	-	-	-	202	2,222	20,732	13,430	9,358	120,202	106,612	20,732	13,430	9,358	120,404	108,834
Lateks Pekat Latex Concentrate	0	0	-	47	-	15,990	16,503	18,454	200,302	286,931	15,990	16,503	18,454	200,348	286,931
Getah Berpiawaian* Standard Rubber	605	-	-	948	3,001	35,220	38,366	28,037	213,279	140,774	35,825	38,366	28,037	214,228	143,775
Jenis-jenis lain Other types	2,055	4,078	1,092	17,117	6,345	57,027	38,286	36,347	450,837	618,997	59,082	42,364	37,438	467,954	625,342
Jumlah Total	2,660	4,078	1,092	18,314	11,568	128,969	106,586	92,196	984,620	1,153,315	131,629	110,664	93,288	1,002,934	1,164,883

Jenis Type	Dari dan melalui Singapura From and via Singapore				Terus Negeri Asing Direct Foreign				Jumlah Total			
	2022 ^r	2021	2020	2019	2022 ^r	2021	2020	2019	2022 ^r	2021	2020	2019
Getah Asap Berbunga Ribbed Smoked Sheets	2,222	8,160	6,770	924	106,612	80,552	29,801	46,210	108,834	88,712	36,571	47,134
Lateks Pekat Latex Concentrate	-	7	597	2	286,931	337,247	347,714	312,005	286,931	337,254	348,311	312,006
Getah Berpiawaian* Standard Rubber	3,001	262	318	1	140,774	165,251	192,548	226,200	143,775	165,513	192,865	226,202
Jenis-jenis lain Other types	6,345	12,048	18,511	7,538	618,997	603,773	625,635	489,819	625,342	615,822	644,146	497,358
Jumlah Total	11,568	20,478	26,195	8,465	1,153,315	1,186,823	1,195,697	1,074,235	1,164,883	1,207,301	1,221,893	1,082,700

 Nota/Notes : ^P Awalan / Provisional ^r Pindaan / Revised

* Piawaian getah secara teknikal setaraf dengan G.M.M. / Rubber by technical standard similar to S.M.R.

K.G.K / D.R.C - Kandungan Getah Kering / Dry Rubber Content

Jumlah berbeza disebabkan pembundaran / The total differs due to rounding

JADUAL 7 : IMPORT GETAH ASLI MENGIKUT NEGARA ASAL

Table 7: Imports of Natural Rubber by Country of Origin

Tan metrik K.G.K.

Tonnes D.R.C.

Negara Asal Country of Origin	Dari dan melalui Singapura From and via Singapore					Terus Negeri Asing Direct Foreign					Jumlah Total				
	2023			Jumlah Terkumpul Cumulative		2023			Jumlah Terkumpul Cumulative		2023			Jumlah Terkumpul Cumulative	
	Dis. ^P	Nov.	Okt.	Jan. - Dis. ^P 2023	Jan. - Dis. 2022	Dis. ^P	Nov.	Okt.	Jan. - Dis. ^P 2023	Jan. - Dis. 2022	Dis. ^P	Nov.	Okt.	Jan. - Dis. ^P 2023	Jan. - Dis. 2022
Indonesia Rep.	-	-	-	-	2	-	-	-	13	2,115	-	-	-	13	2,117
Kemboja/Cambodia	-	-	-	-	-	-	77	210	612	874	-	77	210	612	874
India	-	-	-	-	-	-	-	-	1,748	4,263	-	-	-	1,748	4,263
Myanmar	-	-	-	1,855	3,188	2,951	1,834	444	32,458	76,591	2,951	1,834	444	34,313	79,779
Filipina/Philippines	-	-	-	-	-	5,587	6,729	9,197	78,452	145,090	5,587	6,729	9,197	78,452	145,090
Thailand	-	-	-	47	0	38,921	34,512	33,287	370,496	514,514	38,921	34,512	33,287	370,543	514,515
Viet Nam	-	-	-	-	-	762	1,041	644	9,392	10,258	762	1,041	644	9,392	10,258
Negara lain/Other countries	2,660	4,078	1,092	16,413	8,378	80,748	62,394	48,414	491,448	399,609	83,408	66,472	49,506	507,861	407,987
Jumlah Total	2,660	4,078	1,092	18,314	11,568	128,969	106,586	92,196	984,620	1,153,315	131,629	110,664	93,288	1,002,934	1,164,883

Negara Asal Country of Origin	Dari dan melalui Singapura From and via Singapore				Terus Negeri Asing Direct Foreign				Jumlah Total			
	2022 ^r	2021	2020	2019	2022 ^r	2021	2020	2019	2022 ^r	2021	2020	2019
Indonesia Rep.	2	0	-	22	2,115	6,782	19,365	4,679	2,117	6,782	19,365	4,701
Kemboja/Cambodia	-	-	-	-	874	1,277	1,840	9,531	874	1,277	1,840	9,531
India	-	10	-	-	4,263	7,361	3,147	6,735	4,263	7,372	3,147	6,735
Myanmar	3,188	6,900	6,730	902	76,591	74,604	21,350	36,759	79,779	81,504	28,080	37,661
Filipina/Philippines	-	-	-	200	145,090	156,806	130,140	110,874	145,090	156,806	130,140	111,074
Thailand	0	-	-	1	514,514	512,815	478,136	486,098	514,515	512,815	478,136	486,099
Viet Nam	-	-	-	-	10,258	9,024	14,390	42,392	10,258	9,024	14,390	42,392
Negara lain/Other countries	8,378	13,567	19,465	7,340	399,609	418,154	527,329	377,167	407,987	431,721	546,794	384,507
Jumlah Total	11,568	20,478	26,195	8,465	1,153,315	1,186,823	1,195,697	1,074,235	1,164,883	1,207,301	1,221,893	1,082,700

 Nota/Notes : ^P Awalan / Provisional ^r Pindaan / Revised

K.G.K / D.R.C - Kandungan Getah Kering / Dry Rubber Content

Jumlah berbeza disebabkan pembundaran / The total differs due to rounding

JADUAL 8: STOK GETAH ASLI PADA AKHIR BULAN MENGIKUT BANCI

Table 8: Stocks of Natural Rubber held at the end of the month by Census

Tan metrik K.G.K.
Tonnes D.R.C.

Banci Census	Pada akhir bulan <i>At the end of the month</i>	2023			2022		
		Dis. ^P	Nov.	Okt.	Dis.	Nov.	Okt.
Estet Getah <i>Rubber Estates</i>		125	179	112	239	211	197
Pemproses Getah <i>Rubber Processors</i>		174,224	154,792	134,931	183,092	175,141	179,799
Pengguna Getah <i>Rubber Consumers</i>		16,971	17,336	17,152	18,028	18,044	18,185
Jumlah <i>Total</i>		191,320	172,307	152,196	201,360	193,396	198,181

JADUAL 9 : PENGELUARAN DAN STOK LATEKS PEKAT

Table 9 : Production and Stocks of Concentrated Latex

Tan metrik K.G.K.
Tonnes D.R.C.

Tempoh Period	Pengeluaran Production	Stok pada akhir tempoh <i>Stocks at the end of period</i>
2022	31,789	17,278
2021	34,055	23,774
2020	34,453	24,788
2019	41,338	29,437
2023	Jan.-Dis.^P	26,650
2022	Jan.-Dis.	31,789
2023	Dis.^P	1,850
	Nov.	1,931
	Okt.	2,559
2022	Dis.	2,198
	Nov.	2,332
	Okt.	2,075

Nota/Notes : ^P Awalan / Provisional

K.G.K / D.R.C - Kandungan Getah Kering / Dry Rubber Content

JADUAL 10 : PENGGUNAAN DOMESTIK GETAH ASLI MENGIKUT INDUSTRI

Table 10 : Domestic Consumption of Natural Rubber by Industry

Tan metrik K.G.K.
Tonnes D.R.C.

Tempoh Period	Keterangan Industri Industry Description	Industri tayar dan tiub Tyres and tubes industries	Membuat kasut getah Manufacture of rubber footwear	Membuat produk getah lain, t.k.m. Manufacture of other rubber products, n.e.c.							Semua industri pembuatan lain yang menggunakan getah asli All other manufacturing industries consuming natural rubber (a)	Jumlah Total	
				Campuran getah Rubber compound	Gelang getah Rubber bands	Kepingan- kepingan getah Rubber sheeting	Produk lateks Latex products			Produk getah lain Other rubber products			
							Sarung tangan getah Rubber gloves	Benang getah Rubber thread	Foam Foam				Produk lateks lain Other latex products
2022		31,314	415	1,574	2,025	6,907	312,314	36,877	4,446	14,099	7,890	8,735	426,594
2021		31,259	388	1,418	1,930	5,583	380,488	43,593	5,265	13,740	8,996	9,303	501,961
2020		32,640	346	1,690	1,866	4,162	401,566	40,029	5,948	13,113	9,322	8,050	518,732
2019		35,386	559	1,675	2,311	5,171	391,007	39,968	7,155	12,961	10,831	8,442	515,466
2023	Jan.-Dis. ^P	25,603	343	1,566	1,729	4,194	218,757	29,800	3,789	12,539	7,790	4,252	310,362
2022	Jan.-Dis.	31,314	415	1,574	2,025	6,907	312,314	36,877	4,446	14,099	7,890	8,735	426,594
2023	Dis. ^P	1,763	23	134	117	196	17,987	3,016	150	916	521	261	25,082
	Nov.	2,299	14	126	122	365	17,336	2,488	152	968	696	286	24,854
	Okt.	2,403	28	128	152	364	18,622	2,748	373	1,010	684	277	26,789
2022	Dis.	2,003	54	121	171	481	19,980	2,893	376	1,271	535	703	28,589
	Nov.	1,923	25	127	176	511	19,938	3,084	370	1,336	676	244	28,410
	Okt.	2,312	31	120	150	552	20,022	2,433	390	1,134	573	646	28,363

Nota/Notes : ^P Awalan / Provisional

K.G.K / D.R.C - Kandungan Getah Kering / Dry Rubber Content

- (a) Semua industri pembuatan lain yang menggunakan getah asli mengikut keterangan industri termasuk industri membuat tali-temali, tali dan pinal, membuat keluaran pulpa, kertas dan kertas tebal, t.k.m., membuat keluaran-keluaran kimia, t.k.m., membuat keluaran-keluaran plastik, t.k.m., bengkel-bengkel, kabel dan dawai, membuat bahagian pengganti kereta motor dan kelengkapannya, membuat dan memasang basikal, basikal roda tiga dan beca.

All other manufacturing industries consuming natural rubber according to industry description includes cordage, rope and twine industries, manufacture of pulp, paper and paperboard articles, n.e.c., manufacture of chemical products, n.e.c., manufacture of plastic products, n.e.c., foundries, cables and wires, manufacture of motor vehicle parts and accessories, manufacture and assembly of bicycles, tricycles and trishaws.

JADUAL 11: HARGA PURATA BULANAN BAGI GETAH ASLI
Table 11 : Average Monthly Price of Natural Rubber
Sen/Kg

Tempoh Period	Harga di ladang Farmgate price		Sebut Harga pada waktu tengah hari - "F.O.B."** Noon Quotations - F.O.B.							
	Susu Getah Cair Field Latex	Sekerap Scrap	Lateks Pekat* Latex Concentrate	Getah Mutu Malaysia (1 - Pallet tan metrik) Standard Malaysian Rubber (1 - Tonne pallet)						
				G.M.M. CV S.M.R. CV	G.M.M. L S.M.R. L	G.M.M. 5 S.M.R. 5	G.M.M. GP S.M.R. GP	G.M.M. 10 S.M.R. 10	G.M.M. 20 S.M.R. 20	
2022	625.64	539.69	566.93	964.87	954.87	681.58	678.58	671.58	669.58	
2021	633.10	555.11	563.86	959.76	949.76	699.94	696.94	689.94	687.94	
2020	521.11	406.99	491.01	838.34	828.34	560.03	557.03	550.03	548.03	
2019	478.84	436.50	452.63	822.95	808.09	589.68	586.68	579.68	577.68	
2023	Jan.-Dis.	579.58	542.89	509.68	869.48	859.48	635.58	632.58	625.58	623.58
2022	Jan.-Dis.	625.64	539.69	566.93	964.87	954.87	681.58	678.58	671.58	669.58
2023	Dis.	579.58	542.89	537.63	916.08	906.08	682.83	679.83	672.83	670.83
	Nov.	594.70	562.24	549.67	936.12	926.12	697.14	694.14	687.14	685.14
	Okt.	551.95	548.84	532.20	907.02	897.02	690.68	687.68	680.68	678.68
2022	Dis.	482.17	461.20	470.21	803.69	793.69	597.81	594.81	587.81	585.81
	Nov.	505.29	443.36	472.58	807.60	797.60	591.53	588.53	581.53	579.53
	Okt.	503.12	471.29	466.42	797.37	787.37	614.68	611.68	604.68	602.68

Nota/Notes : * 60% Kandungan Getah Kering (K.G.K) / 60% Dry Rubber Content (D.R.C.)

** F.O.B. - Free On Board

Punca: Lembaga Getah Malaysia (LGM)

Source: Malaysian Rubber Board (MRB)

JADUAL 12 : GUNA TENAGA DAN GAJI & UPAH DIBAYAR MENGIKUT KATEGORI PEKERJA DI ESTET GETAH
Table 12 : Employment and Salaries & Wages Paid in Rubber Estates by Category of Workers

Seperti pada akhir tempoh As at end of period	Pekerja bergaji dan Gaji & Upah Employees and Salaries & Wages												
	Pekerja diambil secara langsung Employees directly employed						Pekerja diambil secara kontrak Employees on contract basis				Jumlah Total		
	Kakitangan Pentadbiran Administrative Staff		Pekerja Estet Estate Workers		Pekerja Kilang Factory Workers		Pekerja Estet Estate Workers		Pekerja Kilang Factory Workers				
	Bilangan pekerja Number of workers	Gaji & Upah Salaries & Wages (RM'000)	Bilangan pekerja Number of workers	Gaji & Upah Salaries & Wages (RM'000)	Bilangan pekerja Number of workers	Gaji & Upah Salaries & Wages (RM'000)	Bilangan pekerja Number of workers	Gaji & Upah Salaries & Wages (RM'000)	Bilangan pekerja Number of workers	Gaji & Upah Salaries & Wages (RM'000)	Bilangan pekerja Number of workers	Gaji & Upah Salaries & Wages (RM'000)	
2022	Dis.	1,839	5,356	4,897	9,807	-	-	2,244	3,817	-	-	8,980	18,981
2021	Dis.	1,639	4,612	4,790	8,926	-	-	1,557	2,280	-	-	7,986	15,819
2020	Dis.	1,723	4,484	5,954	10,719	48	101	2,003	3,030	-	-	9,728	18,334
2019	Dis.	1,904	4,820	6,967	12,227	64	127	2,124	3,540	-	-	11,059	20,714
2023	Dis. ^P	1,836	5,183	4,599	8,647	-	-	2,810	4,270	-	-	9,245	18,100
	Nov.	1,862	5,154	4,777	7,664	-	-	2,777	5,005	-	-	9,416	17,824
	Okt.	2,024	5,798	5,081	13,206	-	-	2,915	5,157	-	-	10,020	24,162
2022	Nov.	1,839	5,356	4,897	9,807	-	-	2,244	3,817	-	-	8,980	18,981
	Nov.	1,854	5,002	4,606	7,092	-	-	2,399	3,892	-	-	8,859	15,985
	Okt.	1,882	4,989	4,601	7,381	-	-	2,318	3,824	-	-	8,801	16,194

 Nota/Notes : ^P Awalan / Provisional

JADUAL 13 : PRODUKTIVITI PENGLUARAN DAN PENOREH BAGI ESTET GETAH

Table 13 : Productivity of Production and Tappers in Rubber Estates

Tempoh Period	Bilangan pekerja pada akhir tempoh Number of workers at end of period			Gaji & Upah (RM '000) Salaries & Wages			Keluasan ditanam pada akhir tempoh Planted area at end of period (Hektar) (Hectare)	Pengeluaran Production (Kg K.G.K) (Kg D.R.C)	Keluasan ditoreh pada akhir tempoh Tapped area at end of period (Hektar) (Hectare)	Purata bil. hari menoreh Average number of tapping days	Produktiviti pengeluaran Productivity of production (Kg/Hek) (Kg/Ha)	Produktiviti penoreh (sehari) Productivity of tappers (per day)			
	Pekerja Estet Estate Workers	Lain-Lain Others	Jumlah Total	Pekerja Estet Estate Workers	Lain-Lain Others	Jumlah Total						(RM)	(Kg K.G.K) (Kg D.R.C.)		
	Penoreh Tappers	Pekerja Ladang Field Workers		Penoreh Tappers	Pekerja Ladang Field Workers										
2022	4,519	2,622	1,847	8,988	77,589	52,412	60,469	190,470	107,640	47,387,068	52,973	229	894.6	74.8	45.7
2021	4,232	2,115	1,647	7,994	75,305	40,753	49,996	166,054	85,617	45,347,184	43,143	246	1,051.1	72.5	43.6
2020	5,455	2,502	1,779	9,736	90,759	44,881	51,627	187,267	91,013	56,420,718	43,234	253	1,305.0	65.8	40.9
2019	5,994	3,097	1,976	11,067	100,256	52,710	56,452	209,418	95,354	61,227,315	43,533	260	1,406.5	64.4	39.3
2023 Jan.-Dis. ^P	5,073	2,336	1,844	9,253	95,780	64,859	65,531	226,171	115,270	50,381,492	49,582	230	1,016.1	82.3	43.3
2022 Jan.-Dis.	4,519	2,622	1,847	8,988	77,589	52,412	60,469	190,470	107,640	47,387,068	52,973	229	894.6	74.8	45.7
2023 Dis. ^P	5,073	2,336	1,844	9,253	7,829	5,088	5,183	18,100	115,270	3,656,025	49,582	17	73.7	88.3	41.2
Nov.	4,915	2,639	1,871	9,425	7,724	4,946	5,154	17,824	115,222	4,523,759	52,651	19	85.9	83.6	49.0
Okt.	5,539	2,457	2,027	10,023	12,612	5,752	5,798	24,162	115,939	5,285,668	59,715	20	88.5	114.8	48.1
2022 Dis.	4,519	2,622	1,847	8,988	7,681	5,943	5,356	18,981	107,640	4,088,110	52,973	17	77.2	97.7	52.0
Nov.	4,504	2,501	1,862	8,867	6,258	4,725	5,002	15,985	107,641	3,593,452	52,808	18	68.0	79.3	45.6
Okt.	4,565	2,354	1,890	8,809	6,708	4,497	4,989	16,194	107,641	3,867,181	52,703	18	73.4	82.4	47.5

Nota/Notes : ^P Awalan / Provisional
K.G.K / D.R.C - Kandungan Getah Kering / Dry Rubber Content

JADUAL 14 : PENGELUARAN, KELUASAN DITOREH DAN PURATA BILANGAN HARI MENOREH BAGI ESTET GETAH MENGIKUT NEGERI

Table 14 : Production, Tapped Area and Average Number of Tapping Days in Rubber Estates by State

Negeri State (a)	Bilangan estet Number of estates	Pengeluaran Production Tan metrik K.G.K. Tonnes D.R.C.			Keluasan ditoreh pada akhir tempoh Tapped area at end of period Hektar Hectare			Purata bilangan hari menoreh Average number of tapping days		
		2023			2023			2023		
		Dis. ^P	Nov.	Okt.	Dis. ^P	Nov.	Okt.	Dis. ^P	Nov.	Okt.
Johor	17	276	349	447	3,638	4,441	5,749	19	21	23
Kedah & Perlis	33	645	466	590	8,505	8,505	9,983	20	19	19
Kelantan & Terengganu	69	1,008	1,661	1,963	16,255	18,002	19,075	15	18	19
Melaka & Negeri Sembilan	17	95	54	241	712	731	3,936	18	16	20
Pahang	24	910	1,073	1,157	8,922	8,922	8,922	19	21	22
Perak	15	223	368	286	2,809	2,809	2,809	16	14	16
Selangor	6	162	189	235	2,731	3,231	3,231	15	20	20
Sabah & Sarawak	7	338	364	367	6,010	6,010	6,010	21	23	22
Jumlah Total	188	3,656	4,524	5,286	49,582	52,651	59,715	17	19	20

Nota/Notes : ^P Awalan / Provisional

(a) Tiada estet direkodkan bagi negeri Pulau Pinang / No estates were recorded in Pulau Pinang.

K.G.K / D.R.C - Kandungan Getah Kering / Dry Rubber Content



JADUAL STATISTIK SUKU TAHUNAN
QUARTERLY STATISTICAL TABLES

JADUAL 15 : PENAWARAN DAN PERMINTAAN GETAH ASLI MENGIKUT SUKU TAHUNAN

Table 15 : Supply and Demand of Natural Rubber by Quarter

Tan metrik K.G.K.

Tonnes D.R.C.

Tempoh Period	Penawaran Supply					Permintaan Demand						
	Stok** pada awal tempoh Stocks at the beginning of period	Import * Imports	Pengeluaran Production			Jumlah Penawaran Total Supply	Eksport * Exports	Penggunaan Domestik Domestic Consumption	Stok pada akhir tempoh Stocks at the end of period	Jumlah Permintaan Total Demand		
			Estet Estates	Kebun Kecil*** Smallholdings	Jumlah Pengeluaran Total Production							
2019	174,004	1,082,700	61,227	578,603	639,830	1,896,534	631,304	515,466	244,930	1,391,700		
2020	244,930	1,221,893	56,421	458,281	514,702	1,981,525	565,165	518,732	249,551	1,333,448		
2021	249,551	1,207,301	45,347	424,322	469,669	1,926,521	653,245	501,961	285,245	1,440,451		
2022	285,245	1,164,883	47,387	329,660	377,047	1,827,174	621,324	426,594	201,360	1,249,278		
2019	ST1 / Q1	174,004	274,819	15,884	169,346	185,230	634,053	144,163	128,242		272,405	
	ST2 / Q2		221,183	10,809	104,389	115,198	336,381	167,327	126,485		293,812	
	ST3 / Q3		248,115	18,064	161,354	179,418	427,533	171,210	122,810		294,020	
	ST4 / Q4		338,583	16,470	143,514	159,984	498,567	148,604	137,929	244,930	531,463	
	2020	ST1 / Q1	244,930	371,299	13,667	136,992	150,659	766,888	142,877	123,648		266,525
		ST2 / Q2		183,638	11,076	78,113	89,190	272,828	112,963	120,888		233,851
		ST3 / Q3		299,600	17,036	115,495	132,531	432,131	136,764	139,214		275,978
		ST4 / Q4		367,355	14,641	127,681	142,322	509,677	172,561	134,982	249,551	557,094
	2021	ST1 / Q1	249,551	350,472	13,013	118,630	131,643	731,666	161,609	141,541		303,150
		ST2 / Q2		295,306	9,216	80,769	89,985	385,290	152,395	124,210		276,605
		ST3 / Q3		249,969	12,037	120,695	132,732	382,700	170,149	106,741		276,890
		ST4 / Q4		311,554	11,081	104,229	115,310	426,864	169,092	129,470	285,245	583,806
	2022	ST1 / Q1	285,245	372,683	12,274	88,771	101,045	758,972	151,874	128,107		279,981
		ST2 / Q2		283,815	10,258	64,377	74,635	358,450	160,474	115,649		276,123
		ST3 / Q3		250,895	13,307	97,662	110,969	361,864	168,464	97,475		265,939
		ST4 / Q4		257,490	11,549	78,850	90,399	347,888	140,513	85,362	201,360	427,235
2023	ST1 / Q1	201,360	299,896	11,392	72,456	83,848	585,104	135,049	83,028		218,077	
	ST2 / Q2		162,844	10,531	66,923	77,453	240,298	123,639	74,526		198,165	
	ST3 / Q3		204,612	14,994	77,605	92,599	297,211	166,301	76,082		242,383	
	ST4 ^P / Q4 ^P		335,581	13,465	80,490	93,956	429,536	153,694	76,726	191,320	421,740	

Nota/Notes : ^P Awalan / Provisional ^r Pindaan / Revised

ST - Suku Tahun / Q - Quarter

K.G.K / D.R.C - Kandungan Getah Kering / Dry Rubber Content

* Import dan Eksport - data hanya meliputi kod getah asli di bawah HS4001.10.000 hingga HS4001.29.999

Imports and Exports - the data only covers natural rubber codes under HS4001.10.000 to HS4001.29.999

** Stok merujuk pada awal tahun dan akhir tahun

Stock refers to beginning of the year and end of the year

*** Termasuk kebun kecil Lembaga Kemajuan Tanah Persekutuan (FELDA)

Includes Federal Land Development Authority (FELDA) smallholdings

JADUAL 16 : EKSPORT GETAH ASLI MENGIKUT NEGARA YANG DITUJU MENGIKUT SUKU TAHUNAN

Table 16 : Exports of Natural Rubber by Country of Destination by Quarter

Tan metrik K.G.K.
Tonnes D.R.C.

Negara-Negara Utama Major Countries	2019	2020	2021	2022	2021				2022				2023			
					ST1	ST2	ST3	ST4	ST1	ST2	ST3	ST4	ST1	ST2	ST3	ST4 ^P
					Q1	Q2	Q3	Q4	Q1	Q2	Q3	Q4	Q1	Q2	Q3	Q4 ^P
Afrika Selatan <i>South Africa</i>	4,152	3,564	4,506	3,089	951	1,059	1,949	548	1,130	903	476	580	333	490	526	480
Amerika Syarikat/U.S.A	25,028	18,655	39,186	34,182	5,816	6,430	17,191	9,749	7,583	15,417	6,323	4,859	3,201	3,347	4,686	4,473
Argentina	4,505	3,620	5,796	4,530	1,752	1,071	1,395	1,578	1,571	1,275	726	959	1,110	1,189	1,524	1,126
Belanda/Netherlands	2,892	2,671	1,079	825	358	485	73	164	243	269	107	206	821	212	393	128
Belgium	2,498	1,790	7,481	131	7,045	216	110	110	63	-	55	13	60	78	38	37
Brazil	14,033	10,987	12,036	15,659	4,061	2,438	3,024	2,512	3,763	3,790	4,518	3,587	2,384	2,574	2,994	2,729
China	309,358	292,689	315,556	285,716	73,475	84,291	76,254	81,537	70,323	65,963	75,587	73,843	67,693	58,526	75,794	77,025
Finland	27,317	18,467	25,885	18,186	7,278	5,645	5,040	7,923	5,786	6,451	3,730	2,219	746	1,109	2,419	2,117
Greece	151	382	273	148	88	54	101	29	79	21	37	11	50	28	23	-
Hong Kong	30	31	41	45	10	11	20	-	20	4	13	8	-	3	-	-
Iran, Republik Islam <i>Iran, Islamic Republic of</i>	27,296	20,132	15,076	17,745	6,468	1,610	2,250	4,749	4,352	3,906	5,553	3,934	2,032	2,067	4,011	6,686
Itali/Italy	9,369	6,195	5,216	4,626	1,702	1,327	1,066	1,120	1,382	1,344	1,384	516	1,601	1,270	1,202	1,061
Jepun/Japan	3,598	2,454	5,081	5,710	2,012	1,260	1,021	788	1,463	1,522	1,326	1,399	19	10	21	19
Jerman/Germany	71,080	57,442	28,596	26,314	11,221	7,722	4,138	5,515	5,138	5,074	9,211	6,892	12,379	14,245	12,964	15,180
Kanada/Canada	1,552	2,758	3,561	2,239	958	1,056	701	847	646	988	242	363	480	504	121	282
Korea, Rep. <i>Korea, Rep. of</i>	12,205	9,139	8,575	5,946	1,978	2,650	2,130	1,818	1,627	1,005	1,525	1,789	1,435	1,613	1,598	1,388

Nota/Notes : ^P Awalan / Provisional

K.G.K / D.R.C - Kandungan Getah Kering / Dry Rubber Content

Jumlah berbeza disebabkan pembundaran / The total differs due to rounding

ST - Suku Tahun / Q - Quarter

JADUAL 16 : EKSPORT GETAH ASLI MENGIKUT NEGARA YANG DITUJU MENGIKUT SUKU TAHUNAN (Samb.)

Table 16 : Exports of Natural Rubber by Country of Destination by Quarter (Cont'd)

Tan metrik K.G.K.
Tonnes D.R.C.

Negara-Negara Utama Major Countries	2019	2020	2021	2022 ^r	2021				2022				2023			
					ST1	ST2	ST3	ST4	ST1	ST2	ST3	ST4	ST1	ST2	ST3	ST4 ^P
					Q1	Q2	Q3	Q4	Q1	Q2	Q3	Q4	Q1	Q2	Q3	Q4 ^P
Mesir/Egypt	9,170	7,642	8,715	10,900	2,028	1,678	3,256	1,753	2,546	3,430	2,593	2,331	2,404	2,173	2,379	2,419
Mexico	1,995	257	1,771	2,867	60	381	260	1,069	1,146	482	974	265	730	302	549	149
Pakistan	2,492	2,446	10,998	8,623	2,495	1,961	2,233	4,310	1,816	2,918	2,946	942	2,001	4,966	6,832	3,331
Perancis/France	7,613	6,176	9,650	3,062	975	1,434	6,129	1,113	1,418	622	582	441	1,587	363	849	279
Poland	1,951	1,373	1,237	948	298	293	271	375	302	269	296	81	224	335	182	172
Portugal	8,075	4,980	3,327	2,834	786	907	989	645	847	374	1,028	585	1,251	2,661	3,932	2,513
Sepanyol/Spain	1,945	2,229	2,304	1,042	592	477	581	654	144	355	324	219	435	309	383	335
Singapura Singapore	755	60	52	37	16	12	18	6	14	10	8	5	17	20	16	23
Sweden	696	482	426	185	144	134	79	69	67	33	23	63	26	23	20	23
Taiwan	12,097	13,728	4,068	3,601	2,492	552	400	624	821	698	1,418	664	352	793	501	803
Turki/Turkiye	13,632	14,814	16,809	17,435	4,510	3,900	4,455	3,944	4,793	5,002	4,753	2,888	5,879	3,141	2,969	3,330
Ukraine	59	57	42	11	10	32	-	-	11	-	-	-	-	-	-	-
United Kingdom	4,450	2,512	2,118	1,267	709	530	384	496	392	291	329	256	219	101	176	88
Vietnam	7,555	3,093	1,822	294	718	281	578	245	92	61	114	27	35	20	32	11
Negara lain Other countries	43,754	54,338	111,963	143,129	20,604	22,500	34,056	34,803	32,297	37,996	42,267	30,569	25,547	21,169	39,168	27,488
Jumlah Total	631,304	565,165	653,245	621,324	161,609	152,395	170,149	169,092	151,874	160,474	168,464	140,513	135,049	123,639	166,301	153,694

Nota/Notes : ^P Awalan / Provisional ^r Pindaan / Revised

K.G.K / D.R.C - Kandungan Getah Kering / Dry Rubber Content

Jumlah berbeza disebabkan pembundaran / The total differs due to rounding

ST - Suku Tahun / Q - Quarter

JADUAL 17 : IMPORT GETAH ASLI MENGIKUT NEGARA ASAL MENGIKUT SUKU TAHUNAN

Table 17: Imports of Natural Rubber by Country of Origin by Quarter

Tan metrik K.G.K.
Tonnes D.R.C.

Negara Asal Country of Origin	2019	2020	2021	2022 ^f	2021				2022				2023			
					ST1	ST2	ST3	ST4	ST1 ^f	ST2 ^f	ST3	ST4	ST1	ST2	ST3	ST4 ^P
					Q1	Q2	Q3	Q4	Q1 ^f	Q2 ^f	Q3	Q4	Q1	Q2	Q3	Q4 ^P
Indonesia Rep.	4,701	19,365	6,782	2,117	2,608	2,220	1,568	386	765	1,352	-	-	-	13	-	-
Kemboja/Cambodia	9,531	1,840	1,277	874	732	220	324	-	650	24	200	-	220	105	-	287
India	6,735	3,147	7,372	4,263	4,811	2,183	252	126	2,750	1,473	-	40	634	1,014	101	-
Myanmar	37,661	28,080	81,504	79,779	16,726	17,356	23,671	23,752	45,933	21,783	3,541	8,521	23,479	4,743	862	5,229
Filipina/Philippines	111,074	130,140	156,806	145,090	44,629	38,740	28,991	44,446	50,907	38,402	29,358	26,423	20,705	16,196	20,039	21,513
Thailand	486,099	478,136	512,815	514,515	137,679	109,071	121,390	144,675	145,955	118,825	135,008	114,725	100,690	77,441	85,692	106,719
Viet Nam	42,392	14,390	9,024	10,258	2,801	2,975	1,623	1,625	2,849	1,702	2,442	3,266	3,326	1,081	2,537	2,447
Negara lain/ Other countries	384,507	546,794	431,721	407,987	140,487	122,541	72,149	96,543	122,874	100,254	80,346	104,514	150,842	62,251	95,382	199,385
Jumlah Total	1,082,700	1,221,893	1,207,301	1,164,883	350,472	295,306	249,969	311,554	372,683	283,815	250,895	257,490	299,896	162,844	204,612	335,581

Nota/Notes : ^P Awalan / Provisional ^f Pindaan / Revised
 K.G.K / D.R.C - Kandungan Getah Kering / Dry Rubber Content
 Jumlah berbeza disebabkan pembundaran / The total differs due to rounding
 ST - Suku Tahun / Q - Quarter

JADUAL 18 : PENGGUNAAN DOMESTIK GETAH ASLI MENGIKUT INDUSTRI MENGIKUT SUKU TAHUNAN

Table 18 : Domestic Consumption of Natural Rubber by Industry Quarterly

Tan metrik K.G.K.
Tonnes D.R.C.

Tempoh Period	Keterangan Industri Industry Description	Industri tayar dan tiub Tyres and tubes industries	Membuat kasut getah Manufacture of rubber footwear	Membuat produk getah lain, t.k.m. Manufacture of other rubber products, n.e.c.							Semua industri pembuatan lain yang menggunakan getah asli All other manufacturing industries consuming natural rubber (a)	Jumlah Total	
				Campuran getah Rubber compound	Gelang getah Rubber bands	Kepingan- kepingan getah Rubber sheeting	Produk lateks Latex products			Produk getah lain Other rubber products			
							Sarung tangan getah Rubber gloves	Benang getah Rubber thread	Foam Foam	Produk lateks lain Other latex products			
2019		35,386	559	1,675	2,311	5,171	391,007	39,968	7,155	12,961	10,831	8,442	515,466
2020		32,640	346	1,690	1,866	4,162	401,566	40,029	5,948	13,113	9,322	8,050	518,732
2021		31,259	388	1,418	1,930	5,583	380,488	43,593	5,265	13,740	8,996	9,303	501,961
2022		31,314	415	1,574	2,025	6,907	312,314	36,877	4,446	14,099	7,890	8,735	426,594
2019	ST1 / Q1	9,127	161	460	559	1,457	96,371	10,211	1,928	2,914	2,987	2,067	128,242
	ST2 / Q2	8,439	90	356	522	1,167	94,993	10,969	2,001	3,288	2,646	2,014	126,485
	ST3 / Q3	9,477	140	451	604	1,334	92,014	9,199	1,596	3,230	2,485	2,280	122,810
	ST4 / Q4	8,343	168	408	626	1,213	107,629	9,589	1,630	3,529	2,713	2,081	137,929
2020	ST1 / Q1	8,559	111	436	413	948	93,815	10,399	1,573	3,295	2,493	1,606	123,648
	ST2 / Q2	4,867	44	444	307	866	100,386	6,475	1,545	2,793	1,764	1,397	120,888
	ST3 / Q3	9,704	109	431	576	1,171	106,009	11,403	1,342	3,319	2,555	2,595	139,214
	ST4 / Q4	9,510	82	379	570	1,177	101,355	11,752	1,488	3,706	2,510	2,452	134,982
2021	ST1 / Q1	9,490	111	311	566	898	108,213	12,105	1,307	3,465	2,632	2,442	141,541
	ST2 / Q2	6,183	86	374	434	1,236	96,031	10,482	1,097	3,631	2,230	2,425	124,210
	ST3 / Q3	6,119	101	329	442	1,088	82,194	8,401	1,446	3,131	1,690	1,802	106,741
	ST4 / Q4	9,466	90	405	487	2,362	94,050	12,605	1,414	3,513	2,445	2,633	129,470
2022	ST1 / Q1	8,882	85	407	485	1,921	95,518	11,972	1,168	3,532	2,032	2,105	128,107
	ST2 / Q2	8,245	99	408	485	1,986	85,835	10,053	1,044	3,226	1,877	2,391	115,649
	ST3 / Q3	7,948	121	391	558	1,456	71,022	6,442	1,098	3,599	2,196	2,645	97,475
	ST4 / Q4	6,239	110	368	496	1,544	59,939	8,410	1,136	3,741	1,785	1,594	85,362
2023	ST1 / Q1	6,809	128	407	506	1,381	58,549	8,029	1,078	3,290	1,958	893	83,028
	ST2 / Q2	5,308	106	343	442	816	52,889	7,285	1,026	3,215	1,926	1,171	74,526
	ST3 / Q3	7,022	44	428	390	1,071	53,375	6,235	1,009	3,139	2,005	1,364	76,082
	ST4 ^P / Q4 ^P	6,465	66	388	391	925	53,945	8,252	675	2,894	1,901	824	76,726

Nota/Notes : ^P Awalan / Provisional

ST - Suku Tahun / Q - Quarter

K.G.K / D.R.C - Kandungan Getah Kering / Dry Rubber Content

(a) Semua industri pembuatan lain yang menggunakan getah asli mengikut keterangan industri termasuk industri membuat tali-temali, tali dan pintal, membuat keluaran pulpa, kertas dan kertas tebal, t.k.m., membuat keluaran-keluaran kimia, t.k.m., membuat keluaran-keluaran plastik, t.k.m., bengkel-bengkel, kabel dan dawai, membuat bahagian pengganti kereta motor dan kelengkapannya, membuat dan memasang basikal, basikal roda tiga dan beca.

All other manufacturing industries consuming natural rubber according to industry description includes cordage, rope and twine industries, manufacture of pulp, paper and paperboard articles, n.e.c., manufacture of chemical products, n.e.c., manufacture of plastic products, n.e.c., foundries, cables and wires, manufacture of motor vehicle parts and accessories, manufacture and assembly of bicycles, tricycles and trishaws.



NOTA TEKNIKAL

TECHNICAL NOTE

NOTA TEKNIKAL

1. Pendahuluan

Penerbitan ini memuatkan perangkaan utama getah asli yang diperoleh daripada Banci Estet Getah (RE), Banci Pemproses Getah (RP) dan Banci Pengguna Getah (RC) yang dilaksanakan setiap bulan.

2. Objektif

Objektif utama penerbitan ini adalah untuk memaparkan perangkaan getah asli berkaitan pengeluaran, import, eksport, penggunaan domestik dan stok. Di samping itu, data harga, bilangan pekerja, gaji & upah dan produktiviti di estet getah turut dimuatkan. Perangkaan ini akan membantu dalam perancangan dan penggubalan dasar serta pembuat keputusan bagi industri berasaskan getah.

3. Kuasa perundangan

Banci ini dilaksanakan di bawah Akta Perangkaan 1965 (Disemak 1989). Seksyen 5 di bawah Akta ini menghendaki mana-mana pertubuhan yang beroperasi di Malaysia untuk memberikan maklumat sebenar atau anggaran terbaik kepada Jabatan. Mengikut Akta ini, kandungan soal selidik yang diterima adalah sulit dan hanya angka agregat diterbitkan. Sementara itu, Seksyen 7 di bawah Akta yang sama memperuntukkan denda kepada responden yang gagal memberi kerjasama kepada banci yang dijalankan.

4. Skop dan liputan

Banci ini meliputi semua estet getah, kilang pemproses getah dan kilang pengguna getah di Malaysia yang berdaftar dengan Suruhanjaya Syarikat Malaysia (SSM), Lembaga Getah Malaysia (LGM) dan Pihak Berkuasa Kemajuan Pekebun Kecil Perusahaan Getah (RISDA).

Banci RE meliputi industri penanaman pokok getah (estet). Industri peringkat 5 digit (01291) ini dikelaskan mengikut Piawaian Klasifikasi Industri Malaysia (MSIC) 2008. Banci RP meliputi kilang-kilang yang memproses getah asli mentah untuk menjadi produk separa siap (Contoh: Getah Mutu Malaysia (G.M.M.), susu getah pekat, dsb.). Manakala banci RC meliputi kilang-kilang yang menggunakan getah asli mentah/produk separuh siap dan diproses menjadi produk siap (Contoh: tayar, sarung tangan getah dsb.).

5. Rangka (sumber)

Rangka banci getah dikemas kini setiap tahun untuk mengambil kira pertumbuhan baru dan sebarang perubahan yang berlaku kepada pertumbuhan seperti tutup, tidak beroperasi, perubahan jenis aktiviti, lokasi kilang atau alamat pos.

6. Metodologi

Banci ini dilaksanakan secara mel menggunakan borang soal selidik RE, RP dan RC. Responden diberi tempoh satu bulan untuk melengkap dan mengembalikan borang soal selidik tersebut kepada Jabatan ini. Kerja luar dijalankan untuk mendapatkan borang lengkap daripada pertumbuhan yang tidak respons.

7. Konsep dan definisi

Konsep dan definisi yang digunakan adalah berasaskan kepada syor-syor Pejabat Perangkaan Pertumbuhan Bangsa-Bangsa Bersatu¹ dan *The Association of Natural Rubber Producing Countries (ANRPC)*. Konsep berkenaan mengikut amalan yang sudah diterima pakai bagi memudahkan perbandingan data dibuat di peringkat antarabangsa.

8. Takrif industri getah

Estet getah

- (i) Semua kawasan, bersambungan atau berpecah-pecah dengan keluasan tidak kurang daripada 40.47 hektar (100 ekar), ditanam dengan getah atau di mana penanaman getah dibenarkan dan di bawah satu hak milik yang sah; atau
- (ii) Mana-mana keluasan tanaman getah yang telah wujud dalam estet kelapa, koko atau kelapa sawit.

Kebun kecil getah

Meliputi semua kawasan, bersambungan atau berpecah-pecah, berjumlah kurang daripada 40.47 hektar (100 ekar), ditanam dengan getah atau di mana penanaman getah dibenarkan dan di bawah satu hak milik yang sah. Kebun kecil getah terdiri daripada tersusun dan tidak tersusun. Kebun kecil yang tersusun meliputi kawasan di bawah rancangan kerajaan seperti berikut:-

- (i) Lembaga Kemajuan Tanah Persekutuan (FELDA);
- (ii) Pihak Berkuasa Kemajuan Pekebun Kecil Perusahaan Getah (RISDA);
- (iii) Lembaga Penyatuan dan Pemulihan Tanah Negara (FELCRA);
- (iv) Rancangan tanah Kerajaan Persekutuan yang lain; dan
- (v) Rancangan tanah Kerajaan Negeri.

¹ *International Recommendations for Industrial Statistics, United Nations' Statistical Office, Statistical Papers, Series, M No. 90, United Nations, New York, 2009.*

Keluasan ditanam

Keluasan bertanam dengan getah (matang dan/atau belum matang) dan tidak terbiar selama-lamanya.

Keluasan ditoreh

Keluasan di bawah getah matang yang telah ditoreh termasuk kawasan yang "direhatkan" di bawah sistem giliran torehan.

Pengeluaran

Pengeluaran getah asli merujuk kepada kandungan getah kering (KGK) bagi susu getah cair, getah keping dan skrap (getah buku dan getah kulit) yang dihasilkan oleh estet dan pekebun kecil. Data ini dikumpul dari data pembelian getah mentah oleh kilang pemproses (RP).

Hasil

Hasil diperoleh dengan membahagikan jumlah pengeluaran dengan purata luas hektar yang ditoreh pada bulan rujukan.

Data import dan eksport dikumpul oleh Jabatan daripada borang pengikraran import dan eksport yang diperoleh daripada Jabatan Kastam Diraja Malaysia dan Lembaga-Lembaga Zon Bebas. Angka perdagangan luar negeri Malaysia tidak termasuk perdagangan antara kawasan iaitu antara Semenanjung Malaysia, Sabah dan Sarawak.

9. Import dan Eksport

Import

Sesuatu barang yang dibawa masuk ke dalam negara, sama ada secara terus atau disimpan di gudang-gudang yang dikawal. Barang-barang tersebut adalah sama ada untuk kegunaan sendiri, diproses, digunakan dalam perkilangan ataupun untuk dieksport semula ke negara lain. Pengkelasan import ini diistilahkan juga sebagai 'import umum'. Di dalam laporan ini, import dikelaskan mengikut negara asal barang tersebut, iaitu negara di mana barang berkenaan terakhir dibuat sebelum ianya diimportkan ke dalam kawasan pendaftaran.

Eksport

Sesuatu barang (keluaran atau buatan tempatan atau diimport untuk dieksport semula) yang dibawa keluar dari negara. Di dalam laporan ini, eksport dikelaskan mengikut negara dituju, iaitu negara di mana barang-barang berkenaan dijangka akan digunakan, sejauh mana ia boleh ditentukan pada masa ianya dieksport. Bagi barang yang dihantar berdasarkan "*Optional bill of lading*", pelabuhan pertama yang diikrarkan dianggap sebagai negara yang dituju. Sekiranya maklumat negara yang dituju bagi barang-barang yang dieksport melalui Singapura tidak diketahui/ diperoleh, eksport sedemikian diambilkira sebagai eksport ke Singapura, iaitu di bawah kategori yang sama seperti barang-barang yang digunakan di Singapura. Eksport termasuk eksport semula. Pengkelasan eksport ini diistilahkan juga sebagai 'eksport umum'. Data import dan eksport hanya meliputi kod getah asli di bawah HS4001.10.000 hingga HS4001.29.999.

10. Penggunaan domestik

Ia merujuk kepada penggunaan domestik getah asli seperti Getah Asap Berbunga (G.A.B.), susu getah pekat, Getah Mutu Malaysia (G.M.M.) dan sebagainya oleh pertubuhan pembuatan di Malaysia untuk mengeluarkan barangan seperti tayar dan tiub, kasut getah, sarung tangan getah, gelang getah, getah campuran dan lain-lain. Ianya tidak termasuk getah campuran & tebus guna getah dan getah sintetik.

11. Stok

Ia adalah stok getah yang dimiliki oleh sesebuah pertubuhan tidak kira di mana stok tersebut ditempatkan iaitu sama ada di dalam atau di luar kilang. Ia termasuk stok getah yang belum/ sedang/telah diproses. Stok dilaporkan pada awal dan akhir bulan.

12. Harga

Harga purata pembeli waktu tengah hari bagi getah "F.O.B." di Kuala Lumpur. Data ini diperoleh daripada Lembaga Getah Malaysia (LGM).

13. Hak milik

Hak milik sesebuah pertubuhan dikelaskan mengikut taraf residen pemilik/pemilik-pemilik modal berbayar yang terbesar (melebihi 50 peratus) dan bukannya mengikut taraf kerakyatan mereka.

- (i) Residen Malaysia ialah individu, syarikat atau organisasi lain yang lazimnya terletak di Malaysia untuk jangka masa sekurang-kurangnya satu tahun. Cawangan dan anak syarikat asing yang didaftarkan/diperbadankan di Malaysia adalah dianggap sebagai pemastautin Malaysia.
- (ii) Bukan residen Malaysia ialah individu, syarikat atau organisasi lain yang lazimnya terletak di negara selain Malaysia. Cawangan dan anak syarikat milik residen Malaysia di luar negeri juga dianggap sebagai bukan residen Malaysia.
- (iii) Hak milik bersama ialah residen Malaysia atau bukan residen Malaysia memegang jumlah saham yang sama banyak dalam perniagaan berkenaan.

14. Guna tenaga

Jumlah pekerja

Bilangan orang yang bekerja pada bulan Disember atau pada tempoh pembayaran gaji terakhir bagi bulan rujukan.

Gaji & upah dibayar

Pembayaran tunai, termasuk bonus yang dibayar komisen, bayaran lebih masa, elaun kos sara hidup dan elaun-elaun lain yang dibayar kepada semua pekerja bergaji dalam tempoh tahun rujukan. Sementara caruman pekerja kepada Kumpulan Wang Simpanan Pekerja (KWSP) dan Pertubuhan Keselamatan Sosial (PERKESO) turut dimasukkan, caruman oleh majikan dikecualikan. Elaun kepada pemilik yang bekerja, rakan niaga yang bekerja dan pekerja keluarga tidak bergaji juga dikecualikan.

15. Pembundaran

Jumlah bagi komponen mungkin berbeza dengan jumlah besar dalam jadual penerbitan disebabkan oleh pembundaran angka.

16. Nota dan simbol

K.G.K	Kandungan Getah Kering
RM	Ringgit Malaysia
Kg/Hek	Kilogram sehektar
-	Tiada data

TECHINICAL NOTES

1. Introduction

This publication provides principal statistics of Natural Rubber information on rubber obtained from the Census of Rubber Estates (RE), Census of Rubber Processors (RP) and Census of Rubber Consumers (RC) were conducted every month.

2. Objective

The main objective of this report is to provide statistics on rubber with regards to production, imports, exports, domestic consumption and stocks. In addition, data of prices, number of employees, salaries & wages and productivity in rubber estates are also included. These statistics will assist the government in development planning, policy making and decision-makers of rubber based industries.

3. Legal authority

The survey was conducted under the provisions of the Statistics Act, 1965 (Revised 1989). Section 5 of this Act requires all establishments operating in Malaysia to provide actual information or best estimates to the Department. The Act stipulates that the contents of the individual returns received are confidential and only aggregated figures are published. Meanwhile, Section 7 under the same Act provides the penalty to the respondents that could not comply with the survey undertaken.

4. Scope and coverage

The census covered all rubber estates, rubber processor factories and rubber consumer factories in Malaysia registered with the Companies Commission of Malaysia (SSM), Malaysian Rubber Board (MRB) and Rubber Industry Smallholders Development Authority (RISDA).

The census of RE covered growing of rubber trees (estates). This industrial 5-digit level (01291) is classified under the Malaysia Standard Industrial Classification (MSIC) 2008. Census of RP covered the factories processing raw natural rubber into semi-finished products (Example: Standard Malaysian Rubber (S.M.R.), Latex Concentrate (LC) etc.). Whereas census of RC covered to factories consuming raw natural rubber/semi-finished products and processed into finished products (Example: tyres, gloves etc.).

5. Frame (source)

The frame (source) of rubber censuses are updated annually to take into account new establishments and to record any changes in the status of the establishments such as closed down, not operation, change in activities and location or postal addresses.

6. Methodology

The census was primarily conducted through mail enquiry using RE, RP and RC questionnaire. Respondents were given one month to complete and return the questionnaire to the Department. Field enumeration was then carried out to collect the complete questionnaire from the establishments that did not respond.

7. Concepts and definitions

Concepts and definitions used are based on the recommendations of the United Nations' Statistical Office¹ and The Association of Natural Rubber Producing Countries (ANRPC). These concepts adhere to accepted practices, thereby facilitating international comparability of data.

8. Definition of rubber industry

Rubber estate

- (i) All areas, contiguous or non-contiguous, aggregating not less than 40.47 hectares (100 acres), planted with rubber or on which the planting of rubber is permitted and is under a single legal ownership; or*
- (ii) Any area planted with rubber in a coconut, cocoa or oil palm estate.*

Rubber smallholding

It is defined as all areas, contiguous or non-contiguous, aggregating less than 40.47 hectares (100 acres), planted with rubber or on which the planting of rubber is permitted and is under a single legal ownership. Smallholdings can be organized or unorganized. Organized smallholdings include those under various government schemes such as follows :-

- (i) Federal Land Development Authority (FELDA);*
- (ii) Rubber Industry Smallholders Development Authority (RISDA);*
- (iii) Federal Land Consolidation and Rehabilitation Authority (FELCRA);*
- (iv) Other Federal Government land schemes; and*
- (v) State Government land schemes.*

¹ *International Recommendations for Industrial Statistics, United Nations' Statistical Office, Statistical Papers, Series, M No. 90, United Nations, New York, 2009.*

Planted area

The area planted with rubber (mature and/or immature) and which has not been abandoned permanently.

Tapped area

The area under mature rubber that has been tapped including areas "rested" under rotational systems.

Production

Production of natural rubber refers to the dry rubber content (DRC) of field latex, rubber sheets and scrap (lump and bark) produced by estates and smallholders. This data is collected from the purchasing data of raw rubber processor factories.

Yield

The yield is derived by dividing the total production by the average hectareage tapped during the reference month.

The data on imports and exports are compiled by the Department of Statistics from declaration forms sourced from the Malaysian Royal Customs Department and Free Zone Authorities. External trade data for Malaysia do not include inter-regional trade between Peninsular Malaysia, Sabah and Sarawak.

9. Imports and Exports

Import

Goods are brought into the country either directly or into bonded warehouses, whether or not such goods are for consumption, to be processed, used in manufacturing or for subsequent re-exports to other countries. This categorization of imports is also termed as 'general imports'. In this report, imports are classified according to the country of origin of the goods, that is, the country where the goods are given the final form before they are imported into the registration area.

Exports

Goods (locally produced or manufactured or imported for subsequent re-exports) taken out of the country. In this report, exports are classified according to the country of destination, that is, the country where it is expected that the goods will be consumed insofar as this can be ascertained at the time of export. In the case of goods shipped on an "Optional bill of lading", the country of destination refers to that of the first port declared. If the information regarding the country of destination of goods exported via Singapore is not known/available, such exports are included under the value of exports to Singapore that is, under the same category as goods consumed in Singapore. Exports include re-exports. This categorization of exports is also termed as 'general exports'. Data of imports and exports only covers natural rubber codes under HS4001.10.000 to HS4001.29.999.

- 10. Domestic consumption** *This refers to the usage of natural rubber such as latex concentrate, Ribbed Smoked Sheet (R.S.S.), Standard Malaysian Rubber (S.M.R.), etc. by manufacturing establishments in Malaysia to produce products such as tyres and tubes, rubber footwear, rubber gloves, rubber bands and others. Excluding rubber compound & reclaimed rubber and synthetics rubber.*
- 11. Stocks** *This refers to stocks of rubber owned by establishments regardless where it is located i.e. inside or outside the factory. They include stocks of unprocessed/in process/processed rubber. Stocks are reported as at the beginning and the end of the month.*
- 12. Prices** *Average buyers' mid-day prices for rubber "F.O.B." in Kuala Lumpur. Data on prices are obtained from Malaysian Rubber Board (MRB).*
- 13. Ownership** *The ownership of an establishment is classified by the residential status of the owner(s) of the majority (more than 50 per cent) of the paid-up capital and not by their citizenship status.*
- 14. Employment**
- (i) *Malaysian resident is any individual, company or other organization ordinarily domiciled in Malaysia for a period of at least one year. Malaysian registered branches and incorporated subsidiaries of foreign based/origins are also regarded as residents.*

(ii) *Non-Malaysian resident is any individual, company or other organization ordinarily domiciled in a country other than Malaysia. Foreign branches and/or subsidiaries abroad owned by residents are also regarded as non-residents.*

(iii) *Joint-Ownership is any Malaysian residents and Non-Malaysian residents held equal shares in the business.*

Total number of persons engaged

Number of persons working during December or the last pay period of the reference month.

Salaries & wages paid

Salaries & wages paid refer to cash payments, including bonuses, paid commissions, overtime wages, cost of living and allowances made to all employees during the reference year. While the employees' contributions to Employees' Provident Fund (EPF) and Social Security Organisation (SOCSO) is included. The employer's contributions are excluded. Allowances to working proprietor, working partners and unpaid family worker are also not included.

15. Rounding

The sum of the components may not add up to the totals in the tables presented in this publication due to rounding.

16. Notes and symbols

<i>D.R.C</i>	<i>Dry Rubber Content</i>
<i>RM</i>	<i>Ringgit Malaysia</i>
<i>Kg/Ha</i>	<i>Kilogram per hectare</i>
<i>-</i>	<i>Nil</i>

