



KEMENTERIAN EKONOMI
JABATAN PERANGKAAAN MALAYSIA

INDEKS VOLUM PERDAGANGAN BORONG & RUNCIT SUKU TAHUNAN

QUARTERLY VOLUME INDEX OF WHOLESALE & RETAIL TRADE

SUKU TAHUN KEEMPAT
FOURTH QUARTER

2023

JABATAN PERANGKAAAN MALAYSIA
DEPARTMENT OF STATISTICS MALAYSIA



**KEMENTERIAN EKONOMI
JABATAN PERANGKAAN MALAYSIA**

**INDEKS VOLUM PERDAGANGAN BORONG & RUNCIT
SUKU TAHUNAN**

**QUARTERLY VOLUME INDEX OF WHOLESALE & RETAIL TRADE
(2015=100)**

**SUKU TAHUN KEEMPAT 2023
FOURTH QUARTER 2023**

**Dikeluarkan pada: 8 Februari 2024
Released on: 8 February 2024**

Pemakluman

Jabatan Perangkaan Malaysia (DOSM) telah melancarkan OpenDOSM NextGen sebagai medium yang menyediakan katalog data dan visualisasi bagi memudahkan pengguna menganalisis pelbagai data dan boleh diakses melalui portal <https://open.dosm.gov.my>.

DOSM akan menjalankan Banci Pertanian pada tahun 2024. Mohon layari <https://www.myagricensus.gov.my/> untuk maklumat lanjut. Tema adalah "Banci Pertanian, Kunci Kemajuan Pertanian."

Kerajaan Malaysia telah mengisytiharkan Hari Statistik Negara (MyStats Day) pada 20 Oktober setiap tahun. Tema sambutan MyStats Day adalah "Statistik Nadi Kehidupan".

Pangkalan Data Utama (PADU) telah diluncurkan pada 2 Januari 2024. PADU mengandungi profil individu dan isi rumah meliputi warganegara dan pemastautin tetap di Malaysia. Matlamat utama PADU untuk memastikan rakyat Malaysia tidak tercicir daripada setiap inisiatif berpaksikan rakyat yang dilaksanakan oleh Kerajaan. Dimohon kerjasama untuk mendaftar dan mengemaskini PADU sebelum atau pada 31 Mac 2024. Sila layari <https://www.padu.gov.my> bagi maklumat lanjut berkaitan PADU atau menghubungi talian hotline berikut:

- i) Jabatan Perangkaan Malaysia: 1-800-88-7720 /1-800-88-7721
- ii) Pertanyaan secara online melalui SISPAA: <https://padu.spab.gov.my>

Announcement

The Department of Statistics Malaysia (DOSM) has launched OpenDOSM NextGen as a medium that provides a catalog of data and visualisations to facilitate users' analysis of various data and can be accessed through <https://open.dosm.gov.my>.

DOSM will conduct the Agricultural Census in 2024. Please visit <https://www.myagricensus.gov.my/> for more information. The theme is "Agriculture Census, Key to Agricultural Development."

The Government of Malaysia has declared National Statistics Day (MyStats Day) on October 20th each year. MyStats Day theme is "Statistics is the Essence of Life".

The Central Database (PADU) was launched on 2 January 2024. PADU contains individual and household profiles covering citizens and permanent residents of Malaysia. The main goal of PADU is to ensure that Malaysians are not left behind from citizen centric initiatives implemented by the Government. Your kind cooperation is requested to register and update PADU by 31 March 2024. Please visit <https://www.padu.gov.my> for more information related to PADU or contact the following hotlines:

- i) Department of Statistics Malaysia: 1-800-88-7720 /1-800-88-7721
- ii) Online Enquiries through SISPAA: <https://padu.spab.gov.my>

Diterbitkan dan dicetak oleh / *Published and printed by:*

Jabatan Perangkaan Malaysia

Department of Statistics, Malaysia

Blok C6 & C7, Kompleks C,

Pusat Pentadbiran Kerajaan Persekutuan

62514 Putrajaya,

MALAYSIA

Tel. : 03-8885 7000
Faks : 03-8888 9248
Portal : <https://www.dosm.gov.my>
Facebook / Twitter / Instagram / Youtube : StatsMalaysia
Emel / *Email* : info@dosm.gov.my (pertanyaan umum /
general enquiries)

data@dosm.gov.my
(pertanyaan & permintaan data /
data request & enquiries)

Harga / *Price* : RM15.00

Diterbitkan pada Februari 2024 / *Published in February 2024*

Hakcipta terpelihara / *All rights reserved.*

Tiada bahagian daripada terbitan ini boleh diterbitkan semula, disimpan untuk pengeluaran atau ditukar dalam apa-apa bentuk atau alat apa jua pun kecuali setelah mendapat kebenaran daripada Jabatan Perangkaan Malaysia. Pengguna yang mengeluarkan sebarang maklumat dari terbitan ini sama ada yang asal atau diolah semula hendaklah meletakkan kenyataan berikut:

“Sumber: Jabatan Perangkaan Malaysia.”

No part of this publication may be reproduced or distributed in any form or by any means or stored in data base without the prior written permission from Department of Statistics, Malaysia. Users reproducing content of this publication with or without adaptation should quote the following:

“*Source: Department of Statistics, Malaysia.*”

ISSN 2636 – 9567

KATA PENGANTAR

Penerbitan ini memaparkan **Indeks Volum Perdagangan Borong & Runcit bagi Suku Tahun Keempat 2023** meliputi subsektor Kenderaan Bermotor, Perdagangan Borong dan Perdagangan Runcit. Indeks ini telah disusun buat pertama kali dengan menggunakan tahun 2008 sebagai tahun asas (2008=100). Bermula suku tahun pertama 2014, ianya telah diasaskan semula kepada tahun 2010 dan seterusnya, pada suku tahun kedua 2019, ia telah menggunakan tahun asas 2015. Indeks ini disusun secara suku tahunan dan menggunakan klasifikasi industri yang terperinci berdasarkan Piawaian Klasifikasi Industri Malaysia (MSIC) 2008, Ver. 1.0 yang selari dengan *International Standard Industrial Classification of All Economic Activities Revision 4*, yang diterbitkan oleh *United Nations Statistics Division*.

Penerbitan ini mengandungi ringkasan penemuan utama, jadual terperinci dan nota teknikal yang menjelaskan aspek sumber data, metodologi dan konsep yang digunakan bagi meningkatkan kefahaman berkenaan data.

Jabatan ingin merakamkan setinggi-tinggi penghargaan atas kerjasama semua pihak dalam membekalkan data yang diperlukan. Cadangan dan pandangan ke arah memperbaiki lagi penerbitan ini pada masa hadapan amatlah dihargai.

DATO' SRI DR. MOHD UZIR MAHIDIN

Ketua Perangkawan Malaysia

Februari 2024

PREFACE

*This publication highlights the **Volume Index of Wholesale & Retail Trade for The Fourth Quarter 2023** encompassing the Motor Vehicles, Wholesale Trade and Retail Trade sub-sectors. This index was compiled for the first time using 2008 as the base year (2008=100). Beginning in first quarter 2014, it has been rebased to 2010 and subsequently, in second quarter 2019, 2015 as the base year has been implemented. This index is published on a quarterly basis and uses the detailed classification of industries in the Malaysia Standard Industrial Classification (MSIC) 2008, Ver. 1.0 which is in line with the International Standard Industrial Classification of All Economic Activities Revision 4, published by the United Nations Statistics Division.*

This publication consists summary of the main findings, detailed tables and technical notes which describes data sources, methodology and concepts used to enhance the understanding of data.

The Department gratefully acknowledges the co-operation of all parties concerned in providing the required data. Comments and suggestions towards improving future reports are greatly appreciated.

DATO' SRI DR. MOHD UZIR MAHIDIN

Chief Statistician Malaysia

February 2024

KALENDAR AWALAN KELUARAN 2024 INDEKS VOLUM PERDAGANGAN BORONG & RUNCIT SUKU TAHUNAN

ADVANCE RELEASE CALENDAR YEAR 2024 QUARTERLY VOLUME INDEX OF WHOLESALE & RETAIL TRADE

Suku tahun rujukan <i>Reference quarter</i>	Tarikh <i>Date</i>
Suku Keempat 2023 <i>Fourth quarter 2023</i>	8 Februari 2024 8 February 2024
Suku Pertama 2024 <i>First quarter 2024</i>	9 Mei 2024 9 May 2024
Suku Kedua 2024 <i>Second quarter 2024</i>	8 Ogos 2024 8 August 2024
Suku Ketiga 2024 <i>Third quarter 2024</i>	7 November 2024 7 November 2024

Nota.

Merujuk kepada tarikh data disebarkan kepada media atau dalam penerbitan khusus.
Tarikh siaran tertakluk kepada pindaan.

Note.

Refers to the date of release of the data to the media or in the specific publication.
Release dates are subject to change.

SINGKATAN ABBREVIATIONS

b	Bilion
j	Juta
p	Permulaan
r	Pindaan
QoQ	Suku Tahun ke Suku Tahun
RM	Ringgit Malaysia
t.t.t.l	Tidak terkelas di tempat lain
YoY	Tahun ke Tahun
n.a	Tiada
SA	Pelarasan Musim

<i>b</i>	<i>Billion</i>
<i>m</i>	<i>Million</i>
<i>p</i>	<i>Preliminary</i>
<i>r</i>	<i>Revision</i>
QoQ	<i>Quarter-on-Quarter</i>
<i>n.e.c</i>	<i>Not elsewhere classified</i>
YoY	<i>Year-on-Year</i>
<i>n.a</i>	<i>Not available</i>
SA	<i>Seasonal Adjusted</i>

SIMBOL SYMBOLS

&	dan/ <i>and</i>
/	atau/ <i>or</i>
%	Peratus/ <i>percentage</i>

Nota.

Penjumlahan komponen mungkin berbeza dengan angka jumlah kecil atau jumlah besar disebabkan pembundaran.

Note.

The sum of component figures may be differ from the sub-total or total figures due to rounding.

KANDUNGAN CONTENTS

	Muka Surat <i>Pages</i>
Kata Pengantar <i>Preface</i>	iii
Ringkasan Penemuan <i>Summary of Findings</i>	5
Jadual <i>Tables</i>	
Perdagangan Borong & Runcit <i>Wholesale & Retail Trade</i>	
1 Indeks Volum Perdagangan Borong & Runcit, Suku Tahun Keempat 2023 <i>Volume Index of Wholesale & Retail Trade, Fourth Quarter 2023</i>	13
2 Indeks Volum Perdagangan Borong & Runcit mengikut Subsektor <i>Volume Index of Wholesale & Retail Trade by Sub-sector</i>	14
Kenderaan Bermotor <i>Motor Vehicles</i>	
3 Indeks Volum Kenderaan Bermotor <i>Volume Index of Motor Vehicles</i>	15
Perdagangan Borong <i>Wholesale Trade</i>	
4 Indeks Volum Perdagangan Borong <i>Volume Index of Wholesale Trade</i>	16
Perdagangan Runcit <i>Retail Trade</i>	
5 Indeks Volum Perdagangan Runcit <i>Volume Index of Retail Trade</i>	18
Nota Teknikal <i>Technical Notes</i>	23
Lampiran - <i>Appendix</i>	
Piawaian Klasifikasi Industri Malaysia 2008 Ver. 1.0 (Sektor Perdagangan Borong & Runcit) <i>Malaysia Standard Industrial Classification 2008 Ver. 1.0</i> <i>(Wholesale & Retail Trade Sector)</i>	35
Glosari <i>Glossary</i>	47

Muka surat ini sengaja dibiarkan kosong
This page is deliberately left blank



SEPINTAS LALU
SNAPSHOTS

Muka surat ini sengaja dibiarkan kosong
This page is deliberately left blank



VOLUME INDEX OF WHOLESALE & RETAIL TRADE FOURTH QUARTER 2023

WHOLESALE & RETAIL TRADE VOLUME INDEX ROSE 4.2 PER CENT IN FOURTH QUARTER 2023

Q4 2023
4.2%



4.6%

WHOLESALE TRADE

Q3 2023
5.0%

Wholesale of Agricultural
Raw Materials & Live Animals
8.4%

Other Specialised
Wholesale
7.7%



2.9%

RETAIL TRADE

Retail Sales of
Food, Beverages & Tobacco
8.4%

Retail Sales in
Non-specialized Stores
5.0%

Q4 2023
-2.6%

Q3 2023
-0.8%

Seasonally Adjusted Volume
Index declined -2.6% as
against the previous quarter



9.8%

MOTOR VEHICLES

Sales of Motor Vehicle
13.1%

Sales of Motor Vehicle Parts
& Accessories
12.1%





INDEKS VOLUM PERDAGANGAN BORONG & RUNCIT SUKU TAHUN KEEMPAT 2023

INDEKS VOLUM PERDAGANGAN BORONG & RUNCIT BERKEMBANG 4.2 PERATUS PADA SUKU TAHUN KEEMPAT 2023

ST4 2023
4.2%



4.6%

PERDAGANGAN
BORONG

ST3 2023
5.0%

Jual Borong Bahan Mentah
Pertanian & Haiwan Hidup
8.4%

Lain-lain Pengkhususan
Jualan Borong
7.7%



2.9%

PERDAGANGAN
RUNCIT

ST4 2023
-2.6%

Jualan Runcit Makanan,
Minuman & Tembakau
8.4%

Jualan Runcit
di Kedai Bukan Pengkhususan
5.0%

ST3 2023
-0.8%



9.8%

KENDERAAN
BERMOTOR

Indeks Volum Pelarasan Musim
merosot -2.6% berbanding suku
tahun sebelumnya.

Jualan Kenderaan Bermotor
13.1%

Jualan Komponen & Aksesori
Kenderaan Bermotor
12.1%








RINGKASAN PENEMUAN
SUMMARY OF FINDINGS

Muka surat ini sengaja dibiarkan kosong
This page is deliberately left blank

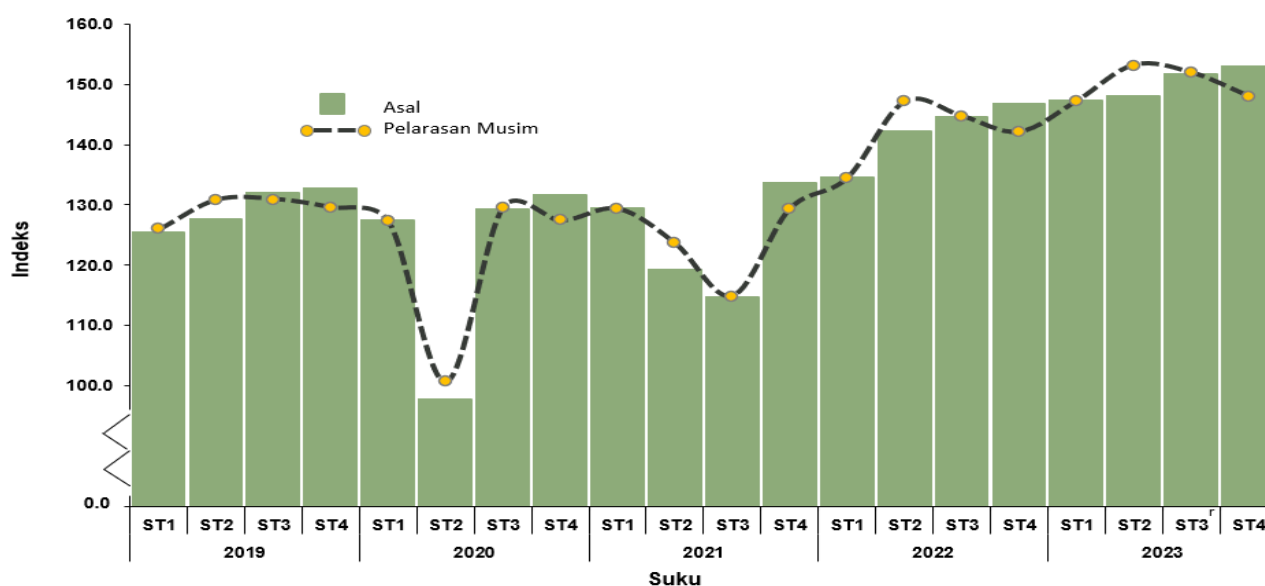
RINGKASAN PENEMUAN

Subsektor (2015=100) Indeks Volum	Asal		Pelarasan Musim	
	Indeks Volum	% Perubahan YoY	Indeks Volum	% Perubahan QoQ
Perdagangan Borong & Runcit	153.1	4.2	148.2	-2.6
 Perdagangan Borong	138.6	4.6	134.0	-3.6
 Perdagangan Runcit	175.1	2.9	170.1	-1.4
 Kenderaan Bermotor	136.3	9.8	124.6	-8.2

Pada suku tahun keempat 2023, indeks volum Perdagangan Borong & Runcit mencatatkan pertumbuhan **4.2 peratus** untuk mencapai **153.1 mata** berbanding suku tahun yang sama tahun lalu. Pertumbuhan suku tahunan yang positif ini disumbangkan oleh Kenderaan Bermotor dengan **9.8 peratus**, diikuti oleh Perdagangan Borong dan Perdagangan Runcit yang meningkat masing-masing **4.6 peratus** dan **2.9 peratus**. Sementara itu, bagi perbandingan antara suku tahun ke suku tahun, indeks volum Perdagangan Borong & Runcit naik **0.8 peratus** pada suku tahun ini.

Bagi indeks volum pelarasan musim, Perdagangan Borong & Runcit merosot **-2.6 peratus** berbanding suku tahun ketiga 2023, disebabkan oleh kemerosotan semua subsektor masing-masing Kenderaan Bermotor (**-8.2%**), Perdagangan Borong (**-3.6%**) dan Perdagangan Runcit (**-1.4%**).

Carta 1: Indeks Volum Perdagangan Borong & Runcit

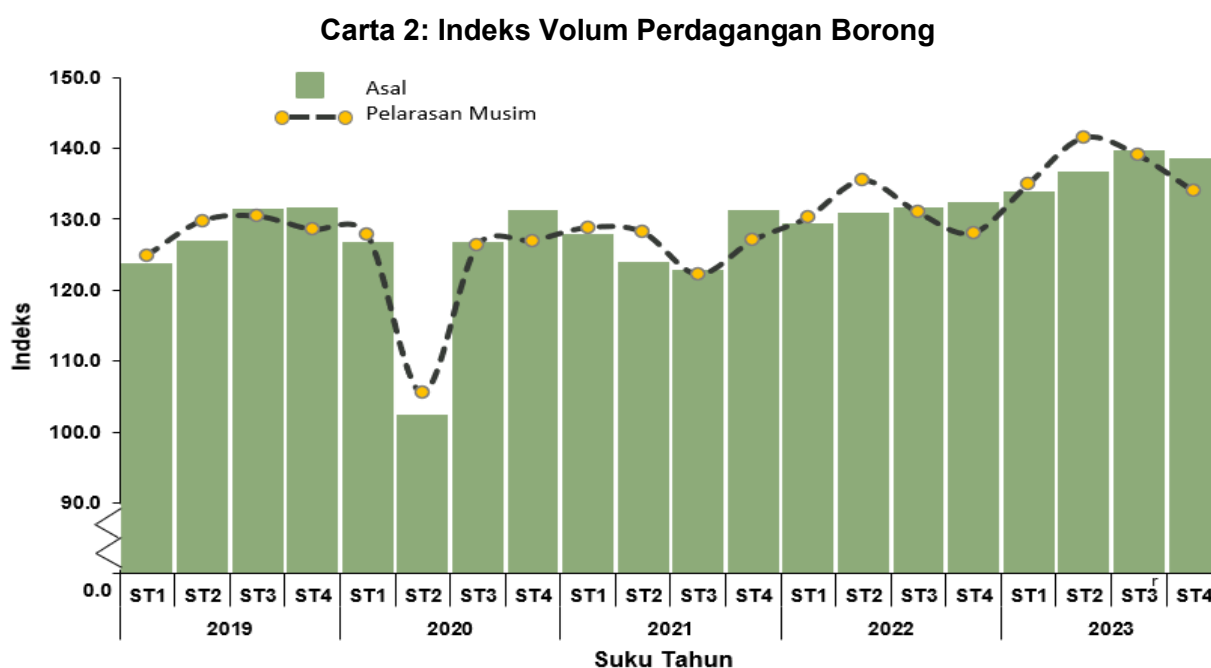


PRESTASI MENGIKUT SUBSEKTOR

SUBSEKTOR PERDAGANGAN BORONG

Indeks volum subsektor Perdagangan Borong berkembang **4.6 peratus** kepada **138.6 mata** berbanding suku sama pada tahun 2022. Peningkatan ini disokong oleh Jual Borong Bahan Mentah Pertanian & Haiwan Hidup dengan **8.4 peratus**. Ini diikuti oleh Lain-lain Pengkhususan Jualan Borong (**7.7%**), Jualan Borong Barangan Isi Rumah (**3.3%**), Perdagangan Borong Tanpa Pengkhususan (**2.7%**), Jualan Borong Jentera, Peralatan & Bekalan (**2.4%**) dan Jual Borong Berdasarkan Kontrak atau Yuran (**2.2%**). Walau bagaimanapun, bagi pertumbuhan suku tahunan, indeks volum Perdagangan Borong menyusut **-0.8 peratus**.

Bagi indeks volum pelarasan musim, Perdagangan Borong merosot **-3.6 peratus** berbanding suku tahun lepas.

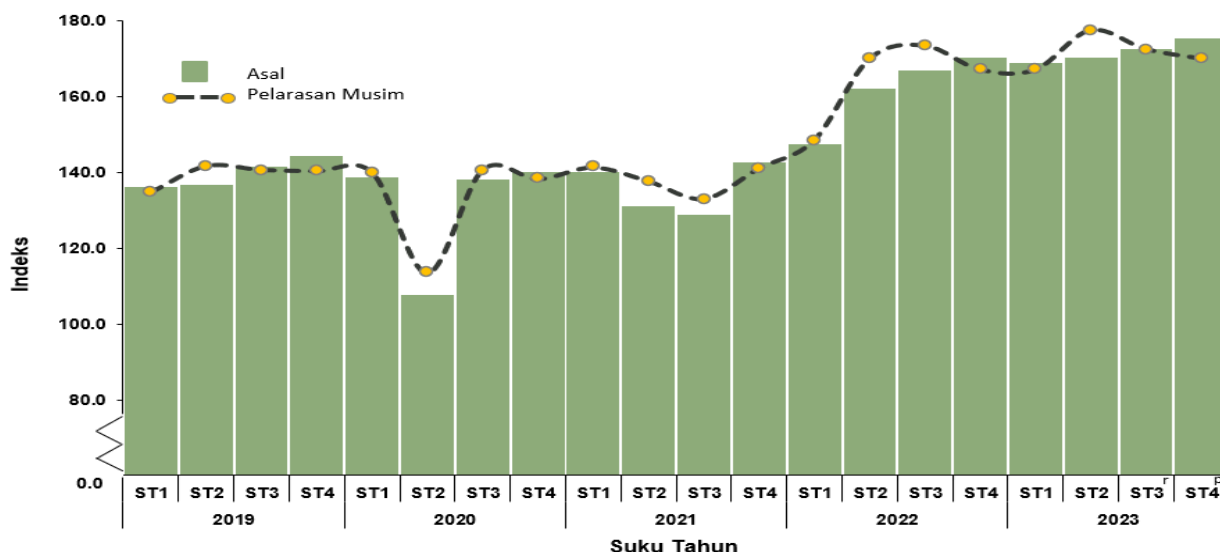


SUBSEKTOR PERDAGANGAN RUNCIT

Pada suku tahun keempat 2023, Perdagangan Runcit merekodkan pertumbuhan positif **2.9 peratus** kepada **175.1 mata** berbanding suku tahun yang sama tahun lepas. Pertumbuhan ini disumbangkan oleh Jualan Runcit Makanan, Minuman & Tembakau (**8.4%**), Jualan Runcit di Kedai Bukan Pengkhususan (**5.0%**), Jualan Runcit Bahan Api Kenderaan (**4.4%**), Jualan Runcit di Gerai & Pasar (**4.2%**) dan Jualan Runcit Peralatan Isi Rumah (**3.6%**). Bagi perbandingan suku tahunan, indeks volum subsektor ini naik **1.5 peratus**.

Pada tempoh yang sama, indeks volum pelarasan musim Perdagangan Runcit jatuh **-1.4 peratus** berbanding suku tahun lepas.

Carta 3: Indeks Volum Perdagangan Runcit

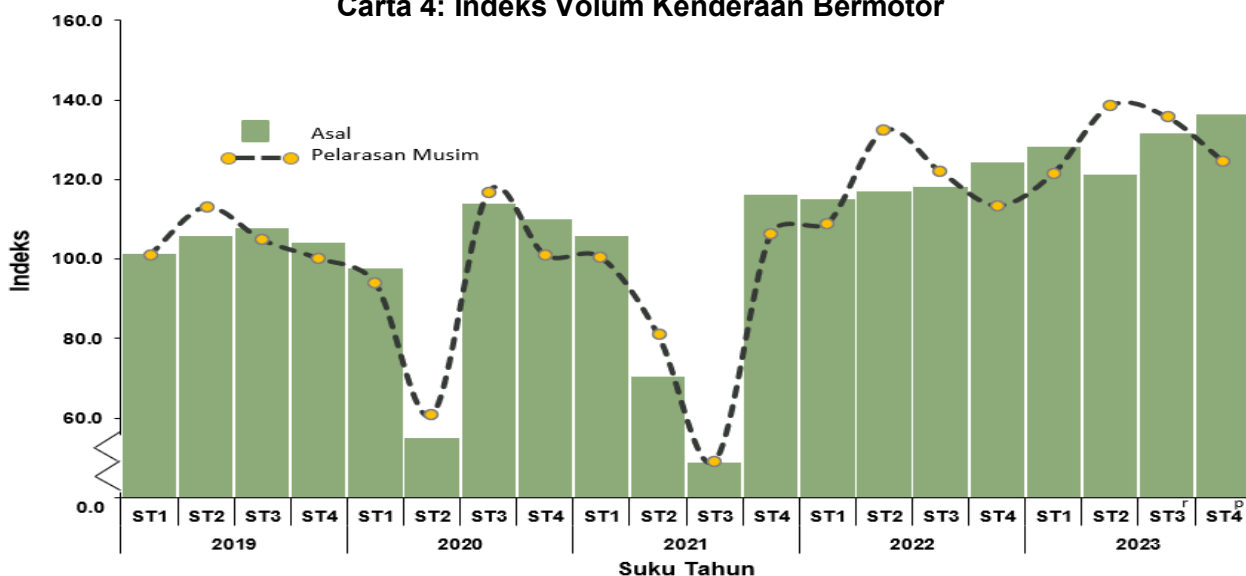


SUBSEKTOR KENDERAAN BERMOTOR




Indeks volum Kenderaan Bermotor merekodkan pertumbuhan **9.8 peratus** tahun ke tahun. Momentum pertumbuhan positif ini dipacu oleh Jualan Kenderaan Bermotor dengan **13.1 peratus**, diikuti oleh Jualan Komponen & Aksesori Kenderaan Bermotor dan Penyelenggaraan & Pembaikan Kenderaan Bermotor masing-masing dengan **12.1 peratus** dan **10.3 peratus**. Bagi prestasi subsektor ini berbanding suku tahun lepas, ia meningkat **3.7 peratus**.

Bagi indeks volum pelarasan musim, subsektor Kenderaan Bermotor menguncup **-8.2 peratus** berbanding suku tahun lepas.

Carta 4: Indeks Volum Kenderaan Bermotor



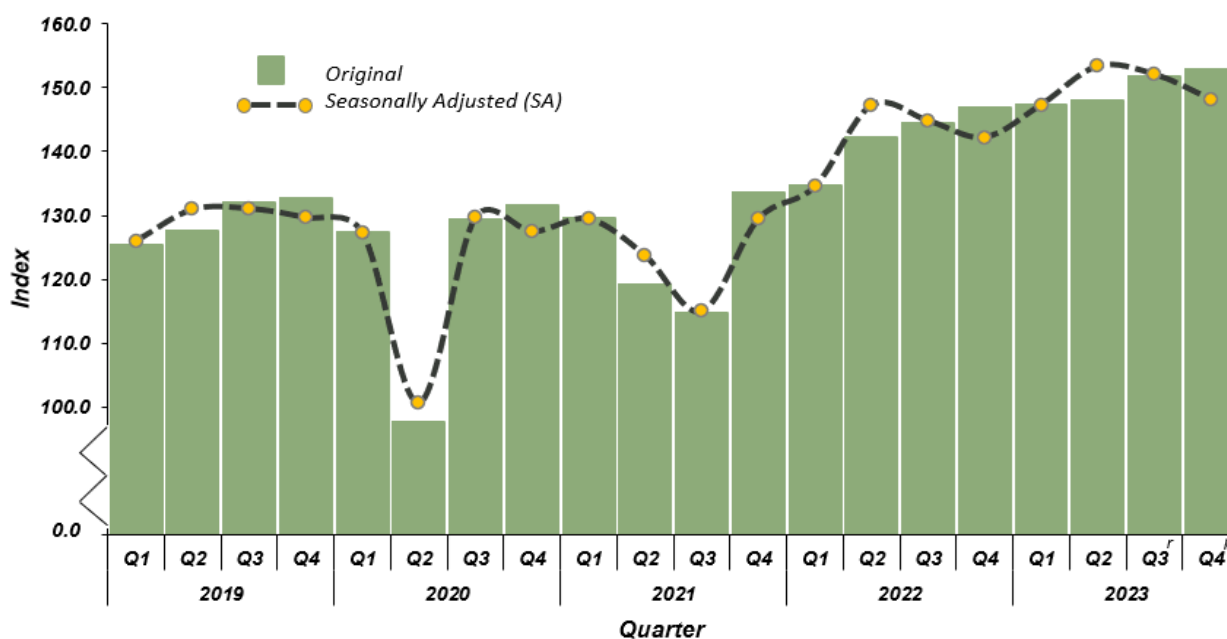
SUMMARY OF FINDINGS

Sub-sector (2015=100) Volume Index	Original		Seasonally Adjusted	
	Volume Index	% Change YoY	Volume Index	% Change QoQ
Wholesale & Retail Trade	153.1	4.2	148.2	-2.6
 Wholesale Trade	138.6	4.6	134.0	-3.6
 Retail Trade	175.1	2.9	170.1	-1.4
 Motor Vehicles	136.3	9.8	124.6	-8.2

In fourth quarter of 2023, volume index of Wholesale & Retail Trade registered a growth of **4.2 per cent** to reach **153.1 points** as compared to the same quarter of the previous year. The positive quarterly growth was attributed to Motor Vehicles with **9.8 per cent**, followed by Wholesale Trade and Retail Trade with **4.6 per cent** and **2.9 per cent**, respectively. Meanwhile, for quarter-on-quarter comparison, volume index rose **0.8 per cent** in this quarter.

For seasonally adjusted volume index, Wholesale & Retail Trade declined **-2.6 per cent** as against the third quarter of 2023, dragged down by all sub-sectors namely, Motor Vehicles (**-8.2%**), Wholesale Trade (**-3.6%**), and Retail Trade (**-1.4%**), respectively.

Chart 1: Volume Index of Wholesale & Retail Trade



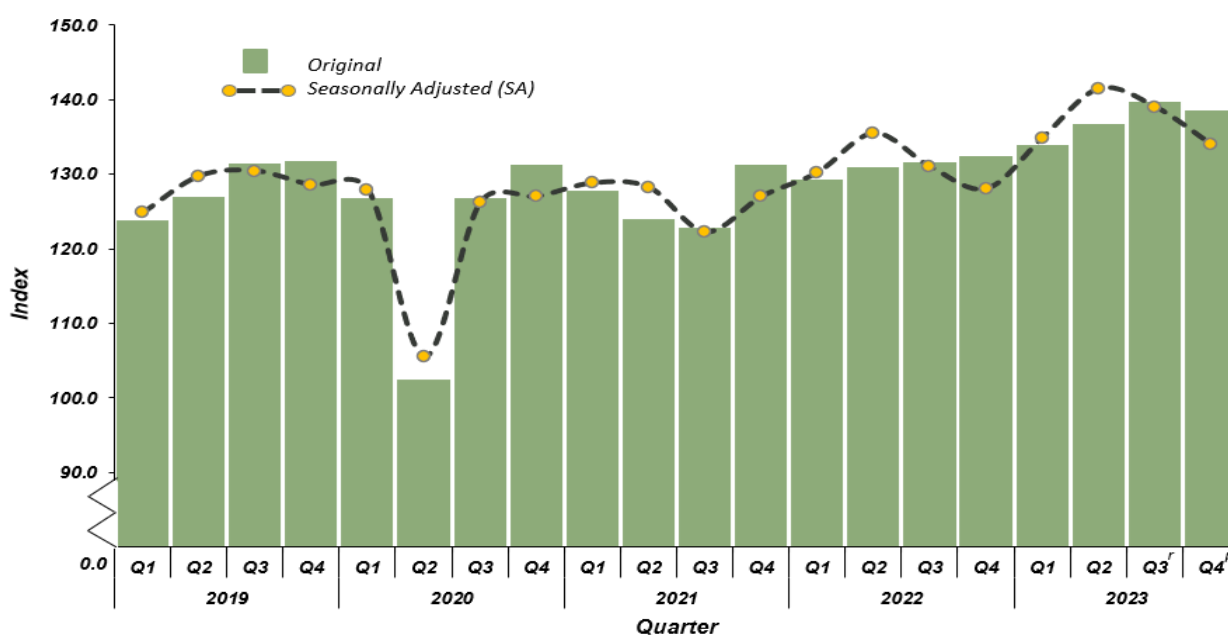
PERFORMANCE BY SUB-SECTOR

WHOLESALE TRADE SUB-SECTOR

Volume index of Wholesale Trade sub-sector expanded **4.6 per cent** to **138.6 points** as compared to the same quarter in 2022. This increase was attributed to Wholesale of Agricultural Raw Materials & Live Animals with **8.4 per cent**. It was followed by Other Specialised Wholesale (**7.7%**), Wholesale of Household Goods (**3.3%**), Non-specialized Wholesale Trade (**2.7%**), Wholesale of Machinery, Equipment & Supplies (**2.4%**), and Wholesale on a Fee or Contract Basis (**2.2%**). However, for quarterly growth, volume index of Wholesale Trade inched down **-0.8 per cent**.

As for seasonally adjusted volume index, Wholesale Trade decreased **-3.6 per cent** as compared to the previous quarter.

Chart 2: Volume Index of Wholesale Trade

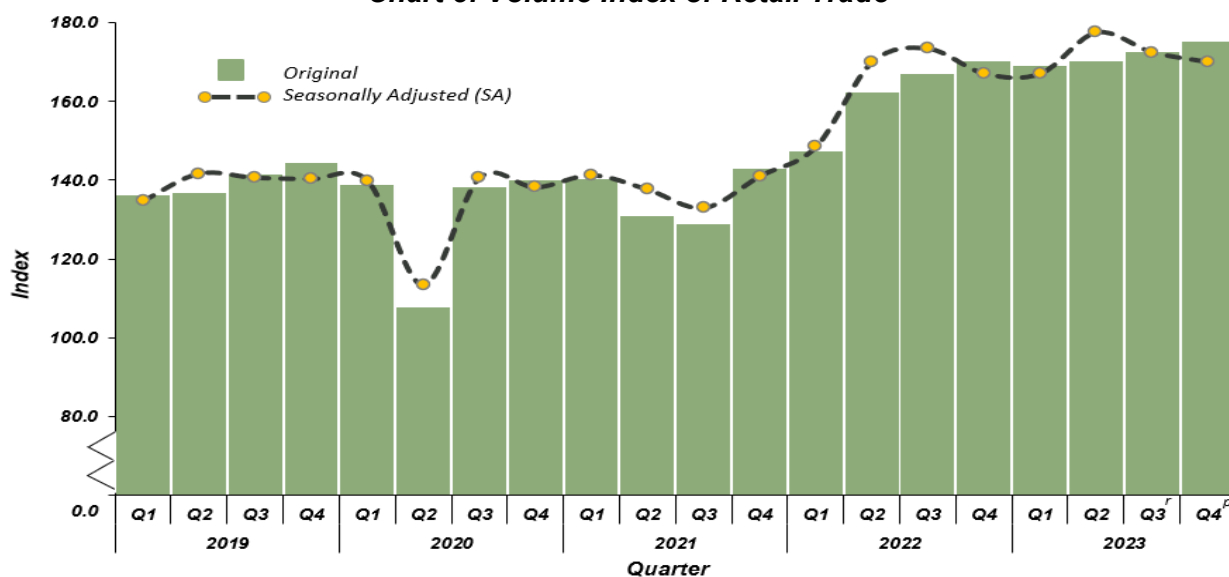


RETAIL TRADE SUB-SECTOR

In the fourth quarter of 2023, Retail Trade recorded a positive growth of **2.9 per cent** to **175.1 points** as against the same quarter of the previous year. The growth was attributed to Retail Sales of Food, Beverages & Tobacco (**8.4%**), Retail Sales in Non-Specialised Stores (**5.0%**), Retail Sales of Automotive Fuel (**4.4%**), Retail Sales via Stalls & Markets (**4.2%**), and Retail Sales in Household Goods (**3.6%**). For quarter-on-quarter comparison, volume index of this sub-sector went up **1.5 per cent**.

Within the same period, seasonally adjusted volume index of Retail Trade declined **-1.4 per cent** as compared to the previous quarter.

Chart 3: Volume Index of Retail Trade

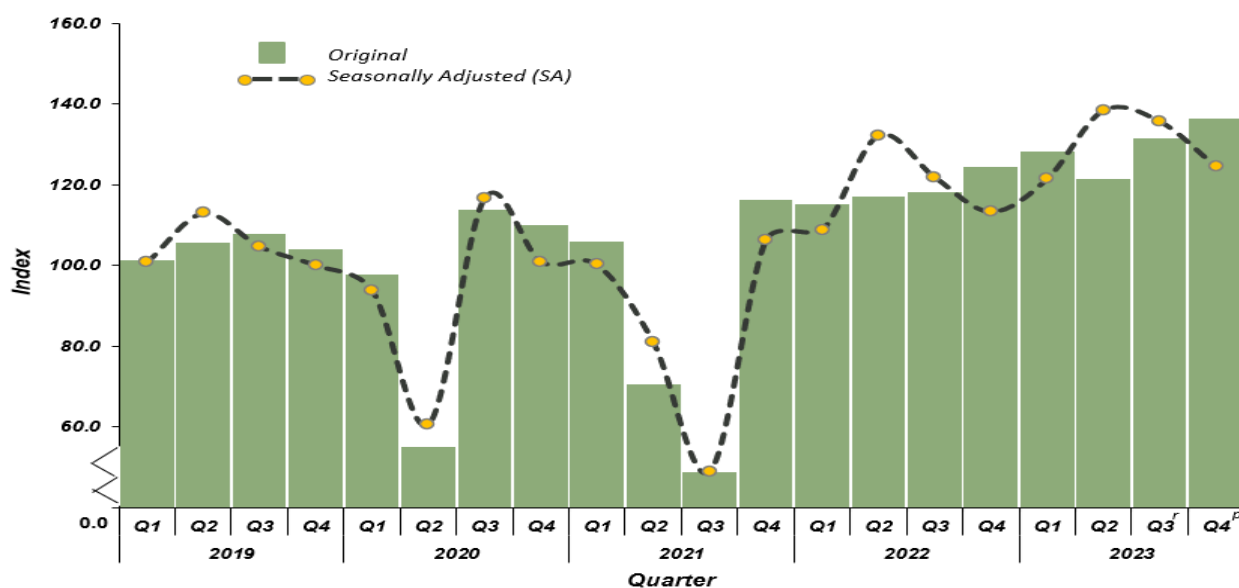


MOTOR VEHICLES SUB-SECTOR

Volume index of Motor Vehicles registered a positive growth of **9.8 per cent** year-on-year. This positive momentum was attributed to Sales of Motor Vehicle with **13.1 per cent**, followed by Sales of Motor Vehicle Parts & Accessories and Maintenance & Repair of Motor Vehicles with **12.1 per cent** and **10.3 per cent**, respectively. For performance of this sub-sector as against the previous quarter, it increased **3.7 per cent**.

In terms of seasonally adjusted volume index, Motor Vehicles sub-sector shrank **-8.2 per cent** as compared to the previous quarter.

Chart 4: Volume Index of Motor Vehicles





SENARAI JADUAL
LIST OF TABLES

Muka surat ini sengaja dibiarkan kosong
This page is deliberately left blank

Jadual 1 : Indeks Volum Perdagangan Borong & Runcit, Suku Tahun Keempat 2023

Table 1 : Volume Index of Wholesale & Retail Trade, Fourth Quarter 2023

(2015=100)

Kod Code	Subsektor Sub-sector	Wajaran** Weight**	Asal ^P Original ^P	Indeks Index		Pelarasan Musim ^P Seasonally Adjusted ^P	% Perubahan Change QoQ
				% Perubahan Change			
				QoQ	YoY		
PERDAGANGAN BORONG & RUNCIT <i>WHOLESALE & RETAIL TRADE</i>		100.0	153.1	0.8	4.2	148.2	-2.6
45	Kenderaan Bermotor <i>Motor Vehicles</i>	11.0	136.3	3.7	9.8	124.6	-8.2
451	Jualan Kenderaan Bermotor <i>Sale of Motor Vehicles</i>	5.0	144.9	7.3	13.1	140.4	9.0
452	Penyelenggaraan dan Pembaikan Kenderaan Bermotor <i>Maintenance and Repair of Motor Vehicles</i>	1.9	133.2	0.1	10.3	126.1	-2.3
453	Jualan Komponen dan Aksesori Kenderaan Bermotor <i>Sale of Motor Vehicles Parts and Accessories</i>	3.0	158.1	0.2	12.1	146.9	-7.8
454	Jualan, Penyelenggaraan dan Pembaikan Motosikal dan Komponen dan Aksesori Berkaitan <i>Sale, Maintenance and Repair of Motorcycles and Related Parts and Accessories</i>	1.1	83.0	-5.4	-11.6	74.6	-16.7
46	Perdagangan Borong <i>Wholesale Trade</i>	44.0	138.6	-0.8	4.6	134.0	-3.6
461	Jual Borong Berdasarkan Kontrak atau Yuran <i>Wholesale on a Fee or Contract Basis</i>	2.4	119.7	3.5	2.2	117.9	4.0
462*	Jual Borong Bahan Mentah Pertanian dan Haiwan Hidup <i>Wholesale of Agricultural Raw Materials and Live Animals</i>	2.1	146.0	-1.0	8.4	146.0	-1.0
463*	Jualan Borong Makanan, Minuman dan Tembakau <i>Wholesale of Food, Beverages and Tobacco</i>	7.4	150.8	0.3	1.5	150.8	0.3
464	Jualan Borong Barangan Isi Rumah <i>Wholesale of Household Goods</i>	9.3	151.7	1.5	3.3	145.6	-4.8
465	Jualan Borong Jentera, Peralatan dan Bekalan <i>Wholesale of Machinery, Equipment and Supplies</i>	5.4	125.0	0.7	2.4	118.6	-3.5
466	Lain-lain Pengkhususan Jual Borong <i>Other Specialised Wholesale</i>	15.9	131.3	-4.8	7.7	123.7	-10.4
469*	Perdagangan Borong Tanpa Pengkhususan <i>Non-specialised Wholesale Trade</i>	1.4	137.0	-1.1	2.7	137.0	-1.1
47	Perdagangan Runcit <i>Retail Trade</i>	45.0	175.1	1.5	2.9	170.1	-1.4
471	Jualan Runcit di Kedai Bukan Pengkhususan <i>Retail Sale in Non-specialised Stores</i>	12.0	194.9	1.4	5.0	193.0	1.1
472	Jualan Runcit Makanan, Minuman dan Tembakau di Kedai Pengkhususan <i>Retail Sale of Food, Beverages and Tobacco in Specialised Stores</i>	3.0	191.8	1.1	8.4	191.3	0.9
473*	Jualan Runcit di Kedai Khusus yang Menjual Bahan Api Kenderaan <i>Retail Sale of Automotive Fuel in Specialised Stores</i>	1.8	201.3	-0.3	4.4	201.3	-0.3
474*	Jualan Runcit di Kedai Khusus yang Menjual Peralatan Komunikasi dan Maklumat <i>Retail Sale of Information and Communications Equipment in Specialised Stores</i>	5.1	161.7	-1.0	-0.1	161.7	-1.0
475	Jualan Runcit di Kedai Khusus yang Menjual Peralatan Lain Isi Rumah <i>Retail Sale of Other Household Equipment in Specialised Stores</i>	7.5	142.5	2.6	3.6	136.4	-0.2
476	Jualan Runcit di Kedai Khusus yang Menjual Barangan Kesenian dan Rekreasi <i>Retail Sale of Cultural and Recreation Goods in Specialised Stores</i>	3.1	150.6	1.7	2.4	142.7	-7.5
477	Jualan Runcit di Kedai Khusus yang Menjual Barang Lain <i>Retail Sale of Other Goods in Specialised Stores</i>	11.9	182.4	2.2	1.4	175.6	0.9
478	Jualan Runcit di Gerai dan Pasar <i>Retail Sale via Stalls and Markets</i>	0.1	193.2	1.1	4.2	190.1	-3.3
479*	Jualan Runcit Bukan di Kedai, Gerai atau Pasar <i>Retail Trade Not in Stores, Stalls or Markets</i>	0.6	207.0	1.5	-0.4	207.0	1.5

^P Data awalan
Preliminary data

* Indeks volum pelarasan bermusim adalah sama dengan indeks asal kerana tiada corak bermusim dikesan pada siri data
Seasonally adjusted volume index is the same as original index because no seasonal pattern is detected in the data series

** Bermula daripada suku tahun pertama 2023, wajaran yang digunakan dalam pengiraan Indeks volum Perdagangan Borong & Runcit adalah wajaran baru yang diperolehi daripada Banci Perdagangan Borong & Runcit 2019 (tahun rujukan 2018)

Commencing in first quarter 2023, the weights used in the calculation of the Volume Index of Wholesale & Retail Trade obtained from the Wholesale & Retail Trade Census 2019 (reference year 2018)

Jadual 2 : Indeks Volum Perdagangan Borong & Runcit mengikut Subsektor
Table 2 : Volume Index of Wholesale & Retail Trade by Sub-sector
(2015=100)

Subsektor Sub-sector	Perdagangan Borong & Runcit		Kenderaan Bermotor		Perdagangan Borong		Perdagangan Runcit		
	Asal Original	Pelarasan Musim Seasonally Adjusted	Asal Original	Pelarasan Musim Seasonally Adjusted	Asal Original	Pelarasan Musim Seasonally Adjusted	Asal Original	Pelarasan Musim Seasonally Adjusted	
Wajaran Weight	100.0		11.0		44.0		45.0		
Tempoh Period									
2020	Q1	127.5	127.3	97.6	93.9	126.8	127.9	138.6	140.0
	Q2	97.8	100.7	54.9	60.7	102.5	105.5	107.6	113.4
	Q3	129.4	129.6	113.7	116.8	126.9	126.2	138.0	140.6
	Q4	131.7	127.4	109.9	101.0	131.3	127.0	139.9	138.2
2021	Q1	129.6	129.4	105.7	100.2	127.9	128.8	140.0	141.3
	Q2	119.3	123.7	70.3	81.0	124.1	128.2	130.8	137.6
	Q3	114.8	115.0	48.7	49.0	122.9	122.3	128.8	133.0
	Q4	133.7	129.4	116.0	106.3	131.3	127.0	142.7	141.1
2022	Q1	134.7	134.5	115.0	108.8	129.4	130.2	147.2	148.5
	Q2	142.2	147.2	117.0	132.3	131.0	135.5	162.1	170.0
	Q3	144.6	144.8	118.1	121.9	131.6	131.0	166.8	173.5
	Q4	146.9	142.2	124.2	113.4	132.4	128.1	170.1	167.1
2023	Q1	147.4	147.3	128.1	121.5	133.9	134.9	168.8	167.1
	Q2	148.1	153.3	121.1	138.4	136.7	141.5	170.0	177.6
	Q3 ^f	151.8	152.1	131.4	135.8	139.7	139.0	172.5	172.5
	Q4 ^p	153.1	148.2	136.3	124.6	138.6	134.0	175.1	170.1
%Perubahan Changes									
2020	Q1	1.5		-3.5		2.5		1.8	
	Q2	-23.4		-48.0		-19.3		-21.2	
	Q3	-2.0		5.5		-3.5		-2.3	
	Q4	-0.9		5.8		-0.4		-2.9	
2021	Q1	1.7		8.2		0.8		1.0	
	Q2	21.9		28.2		21.1		21.6	
	Q3	-11.3		-57.2		-3.1		-6.7	
	Q4	1.5		5.6		0.03		2.0	
2022	Q1	3.9		8.8		1.2		5.1	
	Q2	19.3		66.4		5.6		23.9	
	Q3	25.9		142.6		7.1		29.6	
	Q4	9.9		7.0		0.9		19.3	
2023	Q1	9.5		11.4		3.5		14.7	
	Q2	4.1		3.5		4.4		4.9	
	Q3 ^f	5.0		11.2		6.1		3.4	
	Q4 ^p	4.2		9.8		4.6		2.9	
%Perubahan Changes									
2020	Q1	-4.0	-1.8	-6.0	-6.2	-3.7	-0.5	-3.8	-0.3
	Q2	-23.2	-20.9	-43.8	-35.3	-19.2	-17.5	-22.4	-19.0
	Q3	32.2	28.8	107.1	92.3	23.8	19.6	28.3	24.0
	Q4	1.8	-1.7	-3.3	-13.5	3.5	0.6	1.4	-1.7
2021	Q1	-1.6	1.6	-3.8	-0.8	-2.6	1.4	0.1	2.2
	Q2	-8.0	-4.4	-33.4	-19.2	-3.0	-0.5	-6.6	-2.6
	Q3	-3.7	-7.0	-30.8	-39.5	-0.9	-4.7	-1.6	-3.4
	Q4	16.4	12.5	138.2	116.9	6.8	3.9	10.8	6.1
2022	Q1	0.7	3.9	-0.9	2.3	-1.5	2.5	3.2	5.3
	Q2	5.6	9.4	1.8	21.6	1.3	4.0	10.1	14.5
	Q3	1.6	-1.6	0.9	-7.8	0.5	-3.3	2.9	2.0
	Q4	1.6	-1.8	5.1	-7.0	0.6	-2.2	2.0	-3.7
2023	Q1	0.4	3.6	3.2	7.2	1.1	5.4	-0.8	-0.002
	Q2	0.5	4.1	-5.4	13.9	2.1	4.9	0.7	6.3
	Q3 ^f	2.5	-0.8	8.5	-1.9	2.2	-1.7	1.5	-2.8
	Q4 ^p	0.8	-2.6	3.7	-8.2	-0.8	-3.6	1.5	-1.4
Sub-sector	Wholesale & Retail Trade		Motor Vehicles		Wholesale Trade		Retail Trade		

^p Data awalan

Preliminary data

^f Kemaskini dibuat berdasarkan data terkini yang diperolehi

Revisions made based on the latest data available

* Indeks volum pelarasan bermusim adalah sama dengan indeks asal kerana tiada corak bermusim dikesan pada siri data

Seasonally adjusted volume index is the same as original index because no seasonal pattern is detected in the data series

Jadual 3 : Indeks Volum Kenderaan Bermotor

Table 3 : Volume Index of Motor Vehicles

(2015=100)

Subsektor Sub-sector	Jualan Kenderaan Bermotor		Penyelenggaraan & Pembaikan Kenderaan Bermotor		Jualan Komponen & Aksesori Kenderaan Bermotor		Jualan, Penyelenggaraan & Pembaikan Motosikal & Komponen & Aksesori Berkaitan		
	Asal Original	451 Pelarasan Musim Seasonally Adjusted	Asal Original	452 Pelarasan Musim Seasonally Adjusted	Asal Original	453 Pelarasan Musim Seasonally Adjusted	Asal Original	454 Pelarasan Musim Seasonally Adjusted	
									Wajaran Weight
		5.0		1.9		3.0		1.1	
2020	Q1	88.4	90.0	99.4	102.7	113.6	108.7	97.8	100.2
	Q2	48.5	49.4	59.2	63.0	60.3	66.8	63.2	68.9
	Q3	114.2	109.1	108.8	104.4	115.6	116.7	114.2	113.3
	Q4	110.2	107.2	100.9	97.7	112.6	105.5	116.4	107.2
2021	Q1	102.6	98.0	96.0	98.9	110.2	105.0	122.7	108.9
	Q2	70.0	78.4	63.2	71.8	73.2	82.8	76.0	80.6
	Q3	51.9	49.9	47.2	46.2	51.6	51.7	33.1	32.0
	Q4	121.0	116.8	96.1	94.7	109.1	103.1	131.1	107.2
2022	Q1	112.0	112.2	111.8	113.7	130.6	124.5	105.4	105.3
	Q2	117.2	126.7	114.6	125.0	135.5	152.9	124.8	138.3
	Q3	119.5	114.5	117.4	114.0	137.2	138.7	104.2	106.1
	Q4	128.2	123.9	120.8	114.3	140.9	131.0	93.9	84.5
2023	Q1	127.3	128.6	125.6	127.9	146.8	140.1	100.6	100.7
	Q2	117.3	126.0	130.4	142.4	154.2	174.1	95.2	105.4
	Q3^P	135.1	128.9	133.0	129.1	157.7	159.4	87.7	89.5
	Q4^P	144.9	140.4	133.2	126.1	158.1	146.9	83.0	74.6
%Perubahan Changes									
2020	Q1	-6.2		-1.9		-1.0		-1.7	
	Q2	-50.7		-46.6		-47.5		-41.3	
	Q3	15.6		-4.7		-3.1		4.0	
	Q4	18.8		-6.6		-5.4		5.5	
2021	Q1	16.1		-3.5		-3.0		25.5	
	Q2	44.3		6.8		21.4		20.3	
	Q3	-54.6		-56.6		-55.4		-71.1	
	Q4	9.8		-4.7		-3.1		12.6	
2022	Q1	9.1		16.5		18.5		-14.1	
	Q2	67.4		81.4		85.0		64.2	
	Q3	130.3		148.8		166.2		215.1	
	Q4	5.9		25.6		29.2		-28.3	
2023	Q1	13.7		12.3		12.4		-4.6	
	Q2	0.1		13.8		13.8		-23.7	
	Q3^P	13.1		13.3		14.9		-15.8	
	Q4^P	13.1		10.3		12.1		-11.6	
%Perubahan Changes									
2020	Q1	-4.7	-1.5	-8.0	-2.8	-4.6	-3.9	-11.4	-3.2
	Q2	-45.1	-45.1	-40.5	-38.7	-46.9	-38.5	-35.4	-31.3
	Q3	135.5	120.8	83.8	65.8	91.6	74.6	80.7	64.4
	Q4	-3.5	-1.8	-7.2	-6.5	-2.6	-9.5	1.9	-5.3
2021	Q1	-6.9	-8.6	-4.9	1.3	-2.1	-0.5	5.4	1.6
	Q2	-31.8	-19.9	-34.2	-27.4	-33.6	-21.2	-38.1	-26.0
	Q3	-25.9	-36.3	-25.3	-35.7	-29.6	-37.5	-56.5	-60.4
	Q4	133.3	133.8	103.6	105.2	111.7	99.3	296.5	235.2
2022	Q1	-7.5	-3.9	16.3	20.1	19.7	20.8	-19.6	-1.8
	Q2	4.7	13.0	2.5	10.0	3.7	22.8	18.3	31.3
	Q3	1.9	-9.7	2.5	-8.9	1.3	-9.3	-16.5	-23.2
	Q4	7.3	8.2	2.8	0.3	2.7	-5.5	-9.8	-20.4
2023	Q1	-0.7	3.8	4.0	11.9	4.1	7.0	7.1	19.2
	Q2	-7.8	-2.0	3.9	11.3	5.0	24.2	-5.4	4.7
	Q3^P	15.2	2.3	2.0	-9.3	2.3	-8.4	-7.9	-15.1
	Q4^P	7.3	9.0	0.1	-2.3	0.2	-7.8	-5.4	-16.7
Sub-sector	Sale of Motor Vehicles		Maintenance & Repair of Motor Vehicles		Sale of Motor Vehicles Parts & Accessories		Sale, Maintenance & Repair of Motorcycles & Related Parts & Accessories		

^P Data awalan

Preliminary data

^r Kemaskini dibuat berdasarkan data terkini yang diperolehi

Revisions made based on the latest data available

* Indeks volum pelarasan bermusim adalah sama dengan indeks asal kerana tiada corak bermusim dikesan pada siri data

Seasonally adjusted volume index is the same as original index because no seasonal pattern is detected in the data series

Jadual 4 : Indeks Volum Perdagangan Borong
Table 4 : Volume Index of Wholesale Trade
(2015=100)

Subsektor Sub-sector	Jual Borong Berdasarkan Kontrak atau Yuran		Jual Borong Bahan Mentah Pertanian & Haiwan Hidup		Jualan Borong Makanan, Minuman & Tembakau		Jualan Borong Barangan Isi Rumah	
	461		462*		463*		464	
	Asal Original	Pelarasan Musim Seasonally Adjusted	Asal Original	Pelarasan Musim Seasonally Adjusted	Asal Original	Pelarasan Musim Seasonally Adjusted	Asal Original	Pelarasan Musim Seasonally Adjusted
Wajaran Weight	2.4		2.1		7.4		9.3	
Tempoh Period								
2020 Q1	111.9	116.9	116.8	116.8	127.6	127.6	124.7	124.9
2020 Q2	100.5	100.9	117.9	117.9	131.6	131.6	105.2	106.5
2020 Q3	116.3	112.8	124.3	124.3	136.7	136.7	128.2	130.9
2020 Q4	113.4	113.2	112.5	112.5	133.7	133.7	135.0	129.9
2021 Q1	108.7	113.0	112.4	112.4	133.2	133.2	131.0	130.5
2021 Q2	101.3	101.5	124.7	124.7	135.7	135.7	118.1	120.7
2021 Q3	91.6	89.7	122.8	122.8	140.4	140.4	118.1	120.5
2021 Q4	104.8	103.9	118.4	118.4	144.3	144.3	135.8	130.1
2022 Q1	109.1	113.4	121.8	121.8	139.3	139.3	135.3	135.7
2022 Q2	107.4	107.6	129.0	129.0	138.3	138.3	144.2	147.5
2022 Q3	105.7	103.7	133.0	133.0	140.2	140.2	146.9	150.3
2022 Q4	117.1	115.3	134.6	134.6	148.6	148.6	146.8	140.9
2023 Q1	117.9	122.6	135.7	135.7	151.9	151.9	149.2	149.9
2023 Q2	120.4	120.7	141.0	141.0	147.2	147.2	149.8	153.2
2023 Q3 ^f	115.6	113.4	147.5	147.5	150.3	150.3	149.4	152.9
2023 Q4 ^p	119.7	117.9	146.0	146.0	150.8	150.8	151.7	145.6
%Perubahan Changes (YoY)								
2020 Q1	4.4		-5.4		3.6		3.9	
2020 Q2	-15.7		1.4		1.3		-15.1	
2020 Q3	-6.5		2.1		3.3		4.0	
2020 Q4	-4.5		1.2		3.2		4.5	
2021 Q1	-2.8		-3.8		4.4		5.1	
2021 Q2	0.8		5.7		3.1		12.3	
2021 Q3	-21.2		-1.3		2.7		-7.9	
2021 Q4	-7.5		5.3		7.9		0.6	
2022 Q1	0.3		8.4		4.6		3.3	
2022 Q2	6.0		3.4		2.0		22.2	
2022 Q3	15.4		8.4		-0.1		24.3	
2022 Q4	11.7		13.7		2.9		8.1	
2023 Q1	8.1		11.4		9.1		10.3	
2023 Q2	12.2		9.3		6.4		3.8	
2023 Q3 ^f	9.4		10.9		7.2		1.7	
2023 Q4 ^p	2.2		8.4		1.5		3.3	
%Perubahan Changes (QoQ)								
2020 Q1	-5.7	-2.1	5.0	5.0	-1.5	-1.5	-3.5	0.1
2020 Q2	-10.2	-13.7	1.0	1.0	3.1	3.1	-15.6	-14.8
2020 Q3	15.7	11.8	5.4	5.4	3.9	3.9	21.9	22.9
2020 Q4	-2.5	0.3	-9.5	-9.5	-2.2	-2.2	5.3	-0.8
2021 Q1	-4.1	-0.2	-0.1	-0.1	-0.4	-0.4	-3.0	0.5
2021 Q2	-6.8	-10.1	11.0	11.0	1.9	1.9	-9.9	-7.5
2021 Q3	-9.6	-11.7	-1.5	-1.5	3.5	3.5	0.1	-0.1
2021 Q4	14.5	15.8	-3.6	-3.6	2.8	2.8	15.0	8.0
2022 Q1	4.0	9.2	2.9	2.9	-3.5	-3.5	-0.4	4.3
2022 Q2	-1.5	-5.1	5.9	5.9	-0.7	-0.7	6.6	8.7
2022 Q3	-1.6	-3.6	3.1	3.1	1.4	1.4	1.9	1.9
2022 Q4	10.8	11.2	1.2	1.2	5.9	5.9	0.0	-6.3
2023 Q1	0.6	6.3	0.8	0.8	2.2	2.2	1.6	6.4
2023 Q2	2.2	-1.5	3.8	3.8	-3.1	-3.1	0.4	2.2
2023 Q3 ^f	-4.0	-6.1	4.7	4.7	2.1	2.1	-0.2	-0.2
2023 Q4 ^p	3.5	4.0	-1.0	-1.0	0.3	0.3	1.5	-4.8
Sub-sector	Wholesale on a Fee or Contract Basis		Wholesale of Agricultural Raw Materials & Live Animals		Wholesale of Food, Beverages & Tobacco		Wholesale of Household Goods	

^p Data awalan

Preliminary data

^f Kemaskini dibuat berdasarkan data terkini yang diperolehi

Revisions made based on the latest data available

* Indeks volum pelarasan bermusim adalah sama dengan indeks asal kerana tiada corak bermusim dikesan pada siri data

Seasonally adjusted volume index is the same as original index because no seasonal pattern is detected in the data series

Jadual 4 (samb.): Indeks Volum Perdagangan Borong
Table 4 (cont'd): Volume Index of Wholesale Trade
(2015=100)

Subsektor Sub-sector	Jualan Borong Jentera, Peralatan & Bekalan		Lain-Lain Pengkhususan Jual Borong		Perdagangan Borong Tanpa Pengkhususan	
	Asal Original	465 Pelarasan Musim Seasonally Adjusted	Asal Original	466 Pelarasan Musim Seasonally Adjusted	Asal Original	469* Pelarasan Musim Seasonally Adjusted
Wajaran Weight	5.4		15.9		1.4	
Tempoh Period						
2020 Q1	113.6	116.0	137.3	138.2	125.9	125.9
Q2	90.9	94.4	90.2	94.7	93.3	93.3
Q3	121.8	120.1	125.2	124.8	127.8	127.8
Q4	125.2	119.7	137.0	129.8	126.7	126.7
2021 Q1	119.1	121.5	132.7	134.0	130.3	130.3
Q2	111.6	116.5	130.7	138.1	130.2	130.2
Q3	112.2	110.7	123.9	123.8	127.2	127.2
Q4	126.5	120.4	131.6	124.2	130.7	130.7
2022 Q1	122.3	124.7	128.7	129.8	129.0	129.0
Q2	123.8	129.7	126.6	134.1	129.8	129.8
Q3	123.2	122.0	125.6	125.6	130.6	130.6
Q4	122.0	115.8	122.0	114.8	133.4	133.4
2023 Q1	120.2	122.7	122.3	123.5	133.7	133.7
Q2	125.4	131.4	129.2	136.8	139.9	139.9
Q3 ^r	124.1	122.9	137.9	138.0	138.5	138.5
Q4 ^p	125.0	118.6	131.3	123.7	137.0	137.0
%Perubahan Changes (YoY)						
2020 Q1	-1.4		3.7		2.8	
Q2	-23.8		-33.0		-20.2	
Q3	1.1		-13.2		5.8	
Q4	3.3		-6.0		8.2	
2021 Q1	4.8		-3.3		3.5	
Q2	22.9		44.9		39.5	
Q3	-7.9		-1.0		-0.5	
Q4	1.1		-4.0		3.1	
2022 Q1	2.7		-3.1		-1.0	
Q2	10.9		-3.1		-0.3	
Q3	9.8		1.3		2.7	
Q4	-3.6		-7.3		2.0	
2023 Q1	-1.8		-4.9		3.7	
Q2	1.3		2.1		7.7	
Q3 ^r	0.7		9.8		6.1	
Q4 ^p	2.4		7.7		2.7	
%Perubahan Changes (QoQ)						
2020 Q1	-6.2	-0.7	-5.9	-0.9	7.5	7.5
Q2	-20.0	-18.6	-34.3	-31.5	-25.9	-25.9
Q3	34.0	27.2	38.8	31.8	37.0	37.0
Q4	2.8	-0.4	9.5	4.1	-0.8	-0.8
2021 Q1	-4.8	1.5	-3.1	3.2	2.8	2.8
Q2	-6.3	-4.1	-1.5	3.0	-0.1	-0.1
Q3	0.5	-4.9	-5.2	-10.3	-2.3	-2.3
Q4	12.8	8.7	6.2	0.3	2.8	2.8
2022 Q1	-3.3	3.6	-2.2	4.5	-1.4	-1.4
Q2	1.2	4.0	-1.6	3.3	0.7	0.7
Q3	-0.5	-6.0	-0.8	-6.3	0.6	0.6
Q4	-1.0	-5.1	-2.9	-8.6	2.2	2.2
2023 Q1	-1.5	6.0	0.3	7.6	0.2	0.2
Q2	4.3	7.0	5.7	10.8	4.6	4.6
Q3 ^r	-1.0	-6.5	6.7	0.9	-1.0	-1.0
Q4 ^p	0.7	-3.5	-4.8	-10.4	-1.1	-1.1
Sub-sector	Wholesale of Machinery, Equipment & Supplies		Other Specialised Wholesale		Non-specialised Wholesale Trade	

^p Data awalan

Preliminary data

^r Kemaskini dibuat berdasarkan data terkini yang diperolehi

Revisions made based on the latest data available

* Indeks volum pelarasan bermusim adalah sama dengan indeks asal kerana tiada corak bermusim dikesan pada siri data

Seasonally adjusted volume index is the same as original index because no seasonal pattern is detected in the data series

Jadual 5 : Indeks Volum Perdagangan Runcit
Table 5 : Volume Index of Retail Trade
(2015=100)

Subsektor Sub-sector	Jualan Runcit di Kedai Bukan Pengkhususan		Jualan Runcit Makanan, Minuman & Tembakau di Kedai Pengkhususan		Jualan Runcit di Kedai Khusus yang Menjual Bahan Api Kenderaan	
	471		472		473 ^a	
	Asal Original	Pelarasan Musim Seasonally Adjusted	Asal Original	Pelarasan Musim Seasonally Adjusted	Asal Original	Pelarasan Musim Seasonally Adjusted
Wajaran Weight	12.0		3.0		1.8	
Tempoh Period						
2020 Q1	138.8	137.3	143.9	143.2	138.9	138.9
Q2	128.8	131.4	143.1	144.0	96.8	96.8
Q3	145.1	144.2	150.4	150.5	138.1	138.1
Q4	143.0	141.7	150.3	149.9	135.9	135.9
2021 Q1	143.3	142.1	151.4	150.8	128.4	128.4
Q2	134.9	139.2	149.6	150.9	110.1	110.1
Q3	136.3	135.5	150.5	150.6	121.5	121.5
Q4	152.2	150.3	160.1	159.7	142.1	142.1
2022 Q1	159.2	158.1	161.3	160.8	142.0	142.0
Q2	175.2	180.9	172.3	173.7	176.5	176.5
Q3	180.3	179.1	173.2	173.1	184.4	184.4
Q4	185.7	183.8	176.9	176.5	192.9	192.9
2023 Q1	189.2	187.8	182.5	181.9	198.8	198.8
Q2	193.1	199.7	187.2	188.7	201.7	201.7
Q3 ^r	192.1	190.9	189.7	189.7	201.9	201.9
Q4 ^p	194.9	193.0	191.8	191.3	201.3	201.3
%Perubahan (YoY) Changes						
2020 Q1	4.9		5.5		-1.1	
Q2	-4.7		2.0		-31.8	
Q3	4.7		6.3		-5.8	
Q4	1.9		5.2		-9.9	
2021 Q1	3.2		5.2		-7.6	
Q2	4.8		4.6		13.7	
Q3	-6.1		0.1		-12.0	
Q4	6.4		6.5		4.6	
2022 Q1	11.1		6.6		10.6	
Q2	29.8		15.2		60.4	
Q3	32.3		15.0		51.7	
Q4	22.0		10.5		35.7	
2023 Q1	18.8		13.1		40.0	
Q2	10.2		8.7		14.3	
Q3 ^r	6.6		9.6		9.5	
Q4 ^p	5.0		8.4		4.4	
%Perubahan (QoQ) Changes						
2020 Q1	-1.1	-1.4	0.7	0.5	-7.9	-7.9
Q2	-7.2	-4.3	-0.6	0.5	-30.3	-30.3
Q3	12.7	9.7	5.1	4.5	42.7	42.7
Q4	-1.4	-1.7	0.0	-0.4	-1.6	-1.6
2021 Q1	0.2	0.3	0.7	0.6	-5.5	-5.5
Q2	-5.9	-2.0	-1.2	0.0	-14.3	-14.3
Q3	1.0	-2.7	0.6	-0.2	10.4	10.4
Q4	11.7	10.9	6.4	6.1	16.9	16.9
2022 Q1	4.6	5.1	0.8	0.7	-0.1	-0.1
Q2	10.0	14.4	6.8	8.0	24.3	24.3
Q3	2.9	-1.0	0.5	-0.3	4.4	4.4
Q4	3.0	2.7	2.2	1.9	4.6	4.6
2023 Q1	1.9	2.1	3.2	3.1	3.1	3.1
Q2	2.1	6.4	2.6	3.8	1.5	1.5
Q3 ^r	-0.5	-4.4	1.3	0.5	0.1	0.1
Q4 ^p	1.4	1.1	1.1	0.9	-0.3	-0.3
Sub-sector	Retail Sale in Non-specialised Stores		Retail Sale of Food, Beverages & Tobacco in Specialised Stores		Retail Sale of Automotive Fuel in Specialised Stores	

^p Data awalan

Preliminary data

^r Kemaskini dibuat berdasarkan data terkini yang diperolehi

Revisions made based on the latest data available

^a Indeks volum pelarasan bermusim adalah sama dengan indeks asal kerana tiada corak bermusim dikesan pada siri data

Seasonally adjusted volume index is the same as original index because no seasonal pattern is detected in the data series

Jadual 5 (samb.): Indeks Volum Perdagangan Runcit
Table 5 (cont'd): Volume Index of Retail Trade
(2015=100)

Subsektor Sub-sector	Jualan Runcit di Kedai Khusus yang Menjual Peralatan Komunikasi & Maklumat		Jualan Runcit di Kedai Khusus yang Menjual Peralatan Lain Isi Rumah		Jualan Runcit di Kedai Khusus yang Menjual Barangan Kesenian & Rekreasi		
	474*		475		476		
	Asal Original	Pelarasan Musim Seasonally Adjusted	Asal Original	Pelarasan Musim Seasonally Adjusted	Asal Original	Pelarasan Musim Seasonally Adjusted	
Wajaran Weight	5.1		7.5		3.1		
Tempoh Period							
2020	Q1	146.4	146.4	122.0	122.3	143.4	134.4
	Q2	114.0	114.0	87.2	91.3	88.9	96.5
	Q3	142.8	142.8	124.1	122.3	122.3	126.8
	Q4	150.6	150.6	125.2	120.0	135.5	129.2
2021	Q1	153.6	153.6	123.2	123.7	140.4	132.9
	Q2	144.5	144.5	118.0	125.2	120.5	132.1
	Q3	139.3	139.3	113.1	111.3	120.7	126.0
	Q4	150.7	150.7	123.8	118.5	135.9	129.3
2022	Q1	152.1	152.1	125.3	126.3	146.3	137.8
	Q2	159.1	159.1	138.1	146.4	146.4	160.0
	Q3	162.3	162.3	137.7	135.4	148.7	154.9
	Q4	161.8	161.8	137.6	131.7	147.1	139.4
2023	Q1	160.4	160.4	134.4	135.4	142.1	133.8
	Q2	159.4	159.4	135.3	143.5	143.4	156.7
	Q3^r	163.4	163.4	138.9	136.7	148.1	154.2
	Q4^p	161.7	161.7	142.5	136.4	150.6	142.7
%Perubahan Changes (YoY)							
2020	Q1	2.7		-2.0		-1.2	
	Q2	-19.1		-30.3		-33.3	
	Q3	-2.7		-4.4		-10.7	
	Q4	-1.7		-4.5		-5.3	
2021	Q1	4.9		1.0		-2.1	
	Q2	26.7		35.3		35.6	
	Q3	-2.5		-8.9		-1.3	
	Q4	0.1		-1.1		0.3	
2022	Q1	-0.9		1.7		4.2	
	Q2	10.1		17.0		21.5	
	Q3	16.5		21.7		23.2	
	Q4	7.4		11.2		8.2	
2023	Q1	5.5		7.2		-2.9	
	Q2	0.2		-2.1		-2.0	
	Q3^r	0.7		0.9		-0.4	
	Q4^p	-0.1		3.6		2.4	
%Perubahan Changes (QoQ)							
2020	Q1	-4.4	-4.4	-6.9	-3.1	0.2	-2.4
	Q2	-22.1	-22.1	-28.5	-25.4	-38.0	-28.2
	Q3	25.3	25.3	42.3	34.0	37.7	31.3
	Q4	5.4	5.4	0.9	-1.9	10.8	1.9
2021	Q1	2.0	2.0	-1.6	3.0	3.6	2.9
	Q2	-5.9	-5.9	-4.2	1.3	-14.1	-0.6
	Q3	-3.6	-3.6	-4.2	-11.1	0.2	-4.6
	Q4	8.2	8.2	9.4	6.5	12.6	2.6
2022	Q1	0.9	0.9	1.3	6.6	7.6	6.6
	Q2	4.6	4.6	10.2	15.9	0.1	16.1
	Q3	2.0	2.0	-0.3	-7.5	1.6	-3.2
	Q4	-0.3	-0.3	0.0	-2.7	-1.1	-10.0
2023	Q1	-0.9	-0.9	-2.3	2.8	-3.4	-4.0
	Q2	-0.7	-0.7	0.7	6.0	1.0	17.1
	Q3^r	2.5	2.5	2.7	-4.8	3.3	-1.6
	Q4^p	-1.0	-1.0	2.6	-0.2	1.7	-7.5
Sub-sector	<i>Retail Sale of Information & Communication Equipment in Specialised Stores</i>		<i>Retail Sale of Other Household Equipment in Specialised Stores</i>		<i>Retail Sale of Cultural & Recreation Goods in Specialised Stores</i>		

^p Data awalan

Preliminary data

^r Kemaskini dibuat berdasarkan data terkini yang diperolehi

Revisions made based on the latest data available

* Indeks volum pelarasan bermusim adalah sama dengan indeks asal kerana tiada corak bermusim dikesan pada siri data

Seasonally adjusted volume index is the same as original index because no seasonal pattern is detected in the data series

Jadual 5 (samb.): Indeks Volum Perdagangan Runcit
Table 5 (cont'd): Volume Index of Retail Trade
(2015=100)

Subsektor Sub-sector	Jualan Runcit di Kedai Khusus yang Menjual Barangan Lain		Jualan Runcit di Gerai & Pasar		Jualan Runcit Bukan di Kedai, Gerai atau Pasar	
	Asal Original	477 Pelarasan Musim Seasonally Adjusted	Asal Original	478 Pelarasan Musim Seasonally Adjusted	Asal Original	479 ^a Pelarasan Musim Seasonally Adjusted
Wajaran Weight	11.9		0.1		0.6	
Tempoh Period						
2020 Q1	141.5	141.5	141.9	139.8	134.2	134.2
Q2	93.4	97.9	140.7	141.6	133.4	133.4
Q3	138.2	135.1	143.4	147.2	140.7	140.7
Q4	138.3	133.5	145.6	143.3	153.9	153.9
2021 Q1	138.2	138.6	148.5	149.3	145.1	145.1
Q2	127.3	136.2	151.9	153.3	155.4	155.4
Q3	120.9	118.0	151.3	155.2	168.3	168.3
Q4	135.3	130.4	154.2	151.7	190.8	190.8
2022 Q1	142.6	143.3	156.8	154.4	183.3	183.3
Q2	163.9	175.1	179.3	180.9	196.7	196.7
Q3	173.6	169.3	184.2	189.5	205.2	205.2
Q4	179.9	173.2	185.4	182.4	207.9	207.9
2023 Q1	175.3	176.0	186.3	183.4	202.2	202.2
Q2	174.7	187.0	189.2	191.0	202.8	202.8
Q3 ^r	178.5	174.0	191.2	196.6	203.9	203.9
Q4 ^p	182.4	175.6	193.2	190.1	207.0	207.0
%Perubahan (YoY) Changes						
2020 Q1	1.1		6.0		7.3	
Q2	-34.1		5.9		8.5	
Q3	-6.9		9.1		9.2	
Q4	-7.8		3.1		10.0	
2021 Q1	-2.3		4.6		8.2	
Q2	36.3		7.9		16.4	
Q3	-12.6		5.5		19.7	
Q4	-2.2		5.9		23.9	
2022 Q1	3.2		5.6		26.3	
Q2	28.7		18.1		26.6	
Q3	43.6		21.7		21.9	
Q4	32.9		20.3		9.0	
2023 Q1	22.9		18.8		10.3	
Q2	6.6		5.5		3.1	
Q3 ^r	2.8		3.8		-0.6	
Q4 ^p	1.4		4.2		-0.4	
%Perubahan (QoQ) Changes						
2020 Q1	-5.7	-2.6	0.5	0.6	-4.1	-4.1
Q2	-34.0	-30.8	-0.9	1.3	-0.6	-0.6
Q3	48.0	38.0	1.9	4.0	5.4	5.4
Q4	0.1	-1.2	1.5	-2.6	9.4	9.4
2021 Q1	-0.1	3.9	2.0	4.2	-5.7	-5.7
Q2	-7.8	-1.8	2.3	2.6	7.0	7.0
Q3	-5.1	-13.4	-0.4	1.3	8.3	8.3
Q4	12.0	10.5	1.9	-2.2	13.3	13.3
2022 Q1	5.3	9.9	1.7	1.8	-3.9	-3.9
Q2	15.0	22.2	14.4	17.2	7.3	7.3
Q3	5.9	-3.4	2.7	4.8	4.3	4.3
Q4	3.6	2.3	0.7	-3.7	1.3	1.3
2023 Q1	-2.6	1.6	0.5	0.5	-2.7	-2.7
Q2	-0.3	6.3	1.5	4.1	0.3	0.3
Q3 ^r	2.2	-7.0	1.1	3.0	0.6	0.6
Q4 ^p	2.2	0.9	1.1	-3.3	1.5	1.5
Sub-sector	Retail Sale of Other Goods in Specialised Stores		Retail Sale Via Stalls & Markets		Retail Trade Not in Stores, Stalls or Markets	

^p Data awalan

Preliminary data

^r Kemaskini dibuat berdasarkan data terkini yang diperolehi

Revisions made based on the latest data available

^a Indeks volum pelarasan bermusim adalah sama dengan indeks asal kerana tiada corak bermusim dikesan pada siri data

Seasonally adjusted volume index is the same as original index because no seasonal pattern is detected in the data series



NOTA TEKNIKAL
TECHNICAL NOTES

Muka surat ini sengaja dibiarkan kosong
This page is deliberately left blank

NOTA TEKNIKAL

1. Pengenalan

Indeks Volum Perdagangan Borong & Runcit mula dibangunkan secara berperingkat pada tahun 2008 bermula dengan Perdagangan Runcit dan Kenderaan Bermotor. Pada tahun 2009, Indeks Volum Perdagangan Borong telah mula dibangunkan dan seterusnya Komposit Indeks Volum Perdagangan Borong & Runcit telah disusun mulai suku ketiga 2010. Indeks Volum Perdagangan Borong & Runcit telah dikeluarkan kepada umum mulai rujukan suku pertama 2012. Indeks Volum Perdagangan Borong & Runcit digunakan untuk menilai prestasi semasa aktiviti jualan dalam subsektor Perdagangan Borong, Perdagangan Runcit dan Kenderaan Bermotor.

2. Objektif

Objektif penyusunan Indeks Volum Perdagangan Borong & Runcit adalah:

- a. Mengukur perubahan corak dan prestasi subsektor Borong, Runcit dan Kenderaan Bermotor secara suku tahunan dan tahunan;
- b. Memberikan maklumat yang relevan dan terkini terhadap pencapaian aktiviti Perdagangan Borong & Runcit; dan
- c. Memberikan penunjuk segera terhadap perubahan corak perbelanjaan pengguna.

3. Jenis Indeks

Indeks Volum Perdagangan Borong & Runcit diukur pada tempoh rujukan berbanding tahun asas (2015=100).

4. Sumber Data

Indeks Volum Perdagangan Borong & Runcit dibentuk berdasarkan data daripada Survei Bulanan Perdagangan Borong & Runcit. Semua pertubuhan yang terpilih dalam survei telah dipilih dalam penyusunan indeks.

5. Skop dan Liputan

Indeks Volum Perdagangan Borong & Runcit meliputi 179 industri yang merangkumi Indeks Volum Perdagangan Borong, Perdagangan Runcit dan Kenderaan Bermotor.

Indeks Volum Perdagangan Borong meliputi tujuh kumpulan seperti di bawah:

- a. Jual borong berdasarkan kontrak atau yuran
- b. Jual borong bahan mentah pertanian dan haiwan hidup
- c. Jualan borong makanan, minuman dan tembakau
- d. Jualan borong barangan isi rumah
- e. Jualan borong jentera, peralatan dan bekalan
- f. Lain-lain pengkhususan jualan borong
- g. Perdagangan borong tanpa pengkhususan

Indeks Volum Perdagangan Runcit meliputi sembilan kumpulan seperti di bawah:

- a. Jualan runcit di kedai bukan pengkhususan
- b. Jualan runcit makanan, minuman dan tembakau di kedai pengkhususan
- c. Jualan runcit di kedai khusus yang menjual bahan api kenderaan
- d. Jualan runcit di kedai khusus yang menjual peralatan komunikasi dan maklumat
- e. Jualan runcit di kedai khusus yang menjual peralatan lain isi rumah
- f. Jualan runcit di kedai khusus yang menjual barangan kesenian dan rekreasi
- g. Jualan runcit di kedai khusus yang menjual barangan lain
- h. Jualan runcit di gerai dan pasar
- i. Jualan runcit bukan di kedai, gerai atau pasar

Indeks Volum Kenderaan Bermotor meliputi empat kumpulan seperti di bawah:

- a. Jualan kenderaan bermotor
- b. Penyelenggaraan dan pembaikan kenderaan bermotor
- c. Jualan komponen (termasuk alat ganti) dan aksesori kenderaan bermotor
- d. Jualan, penyelenggaraan dan pembaikan motosikal dan komponen dan aksesori berkaitan

Klasifikasi industri yang digunakan adalah berdasarkan Piawaian Klasifikasi Industri Malaysia (MSIC) 2008. MSIC 2008 yang diguna pakai adalah selaras dengan *International Standard Industrial Classification (ISIC), Revision 4, United Nations Statistics Division*.

6. Wajaran

Bermula daripada suku tahun pertama 2023, wajaran yang digunapakai dalam pengiraan Indeks Volum Perdagangan Borong & Runcit adalah merujuk kepada nilai ditambah yang diperolehi daripada Banci Perdagangan Borong & Runcit 2019 (tahun rujukan 2018).

Wajaran industri adalah berpandukan kepada nisbah nilai ditambah terhadap kumpulan dan subsektor masing-masing yang diliputi dalam Banci Perdagangan Borong & Runcit 2019 (tahun rujukan 2018). Wajaran adalah dikira berdasarkan formula berikut:

$$W_{ij} = \frac{V_{ij}}{V_j}$$

Di mana:

- W_{ij} ialah pembahagian relatif bagi industri i terhadap kumpulan j ;
 V_{ij} ialah jumlah nilai ditambah bagi industri i terhadap kumpulan j ; dan
 V_j ialah jumlah nilai ditambah bagi subsektor utama j

7. Prosedur Pengiraan

Berkuatkuasa mulai penerbitan untuk rujukan suku tahun pertama 2016, kaedah indeks rantaian Laspeyres telah digunakan dalam pengiraan Indeks Volum Perdagangan Borong & Runcit.

Indeks Volum Perdagangan Borong & Runcit dihitung sebagai indeks rantaian bakul tetap. Ini bermakna bahawa urutan indeks bakul tetap dirantai bersama untuk mewujudkan satu siri masa yang berterusan. Perkara ini perlu untuk mengelakkan perubahan yang tidak dijangka dalam indeks apabila pengemaskinian bakul dilakukan. Dalam usaha untuk indeks dirantai bersama antara bakul, *annual chain-linked monthly Laspeyres* telah digunakan. Bulan pautan terkini adalah pada Disember 2022.

$$I_{2015 : t \text{ dirantai}} = I_{2018 : t} \times I_{2015 : \text{Dis 2022}} / I_{2018 : \text{Dis 2022}}$$

Di mana:

$I_{2015 : t \text{ dirantai}}$	adalah indeks rantaian bagi tempoh pemerhatian jualan t dengan tempoh rujukan jualan 2015
$I_{2018 : t}$	adalah indeks bagi tempoh pemerhatian jualan t dengan 2018 sebagai tempoh rujukan.
$I_{2015 : \text{Dis 2022}}$	adalah indeks bagi Disember 2022 dengan 2015 sebagai tempoh rujukan.
$I_{2018 : \text{Dis 2022}}$	adalah indeks bagi Disember 2022 dengan 2018 sebagai tempoh rujukan.

Dalam kes indeks rantaian, penjumlahan indeks purata berwajaran bagi kumpulan peringkat rendah atau industri adalah tidak sepadan dengan kumpulan peringkat yang lebih tinggi (indeks rantaian tidak berdaya tambah).

Indeks Volum Perdagangan Borong & Runcit disusun dengan menjumlahkan nilai jualan bagi setiap pertubuhan yang berada dalam satu industri yang sama dan mendeflasi dengan deflator harga. Formula Laspeyres digunakan dalam menyusun indeks ini

Oleh itu, indeks bagi kumpulan i daripada subsektor utama j :

$$I_{ij,t} = \frac{R_{ij,t}}{R_{ij,0}} \times 100$$

Di mana:

$I_{ij,t}$	merujuk kepada pengiraan relatif jualan bagi industri i terhadap kumpulan j pada masa t (tempoh semasa);
$R_{ij,t}$	adalah agregat jualan yang telah dideflasi dengan deflator harga bagi industri i terhadap kumpulan j pada masa t (tempoh masa); dan
$R_{ij,0}$	adalah purata agregat jualan yang telah dideflasi dengan deflator harga bagi industri i terhadap kumpulan j pada masa 0 (tempoh asas=2015).

Indeks untuk kumpulan j :

$$I_{jt} = \frac{\sum(W_{ij}I_{ijt})}{\sum W_{ij}}$$

Di mana:

- I_{jt} merujuk kepada indeks bagi kumpulan j pada masa t ;
- W_{ij} adalah syer relatif bagi nilai ditambah industri i terhadap jumlah nilai ditambah kumpulan j ; dan
- I_{ijt} adalah pengiraan indeks bagi industri i terhadap kumpulan j pada masa t

8. Pendeflasi Harga

Item bagi setiap subsektor dipilih daripada bakul barangan Indeks Harga Pengguna (IHP) dan Indeks Harga Pengeluar (IHPR) dan perubahan harga diperingkat subsektor diukur.

9. Asas Masa

“Tempoh rujukan indeks” di mana indeks diberi nilai 100 adalah tahun 2015. Tempoh asas bagi Indeks Volum Perdagangan Borong & Runcit dikemaskini setiap 5 tahun.

10. Perubahan Peratusan Indeks

Peratus perubahan indeks dikira berdasarkan formula berikut:

Di mana:
$$Y_t = \frac{I_t - I_{t-1}}{I_{t-1}} \times 100$$

- Y_t merujuk kepada peratus perubahan indeks;
- I_t adalah indeks pada masa t (tempoh semasa); dan
- I_{t-1} adalah indeks pada masa $t-1$ (tempoh sebelum).

11. Pelarasan Musim

Data siri masa adalah amat berguna untuk ahli ekonomi, pembuat dasar & polisi dan penganalisis siri masa untuk mengenal pasti ciri-ciri penting siri ekonomi seperti arah, *turning point* dan konsistensi antara penunjuk ekonomi yang lain. Kadang-kadang ciri ini sukar untuk diperhatikan kerana pergerakan musim. Oleh itu, sekiranya kesan musim boleh disingkirkan, perilaku data siri ini dapat dilihat dengan lebih baik. Anggaran dan penyingkiran kesan musim dikenali sebagai **pelarasan musim**.

Pelarasan musim adalah satu proses untuk mengenal pasti dan menyingkirkan bentuk pola musim yang biasa berlaku dalam tempoh satu tahun, yang mungkin juga merangkumi pengaruh dari kesan cuti yang bergerak dan hari bekerja/ berdagang bagi suatu tempoh. Objektif utama proses ini adalah untuk menunjukkan arah aliran dan pergerakan jangka pendek dalam siri ini.

Di Malaysia, kebanyakan data siri masa terjejas oleh kesan musim. Oleh itu, untuk menghapuskan kesan musim dan juga melaras musim data siri masa ekonomi Malaysia, pakej pelarasan musim standard, X-12 ARIMA telah digunakan oleh Jabatan Perangkaan Malaysia.

Data siri masa ekonomi Malaysia dipengaruhi oleh perayaan utama seperti Aidil Fitri bagi umat Islam, Tahun Baru Cina untuk kaum Cina dan Deepavali untuk kaum India. Tarikh perayaan-perayaan ini tetap mengikut tahun lunar tetapi berbeza-beza mengikut kalendar Gregorian. Oleh itu, untuk menganggar dan menyingkirkan kesan cuti yang bergerak dari data siri masa, satu prosedur telah dibangunkan iaitu *Seasonal Adjustment for Malaysia* (SEAM).

12. Konsep dan Definisi

Perdagangan Borong & Runcit yang diguna pakai dalam penerbitan ini berasaskan saranan di dalam Manual International Recommendations for *Distributive Trade Statistics* (IRDTS) 2008 yang diterbitkan oleh *United Nations Statistics Division*.

13. **Pertubuhan** ditakrifkan sebagai “satu unit ekonomi yang bergiat di bawah satu hak milik atau penguasaan tunggal, iaitu di bawah satu entiti yang sah. Ia menjalankan satu jenis aktiviti ekonomi utama di satu tempat/lokasi fizikal”.
14. **Perdagangan Borong** ditakrifkan sebagai “penjualan semula (tanpa pengubahsuaian) barangan baru dan barangan yang telah digunakan kepada peruncit, pengguna perindustrian, perdagangan, institusi atau profesional; atau kepada pemborong lain; atau bertindak sebagai agen atau broker dalam pembelian barang dagangan untuk, atau menjual dagangan kepada orang atau syarikat berkenaan”.
15. **Perdagangan Runcit** ditakrifkan sebagai “penjualan semula (tanpa pengubahsuaian) barang baru dan terpakai kepada orang awam untuk kegunaan persendirian atau isi rumah”.
16. **Kenderaan Bermotor** meliputi jualan secara borong dan runcit kenderaan bermotor dan motosikal, sama ada baru atau terpakai, jualan alat-alat ganti dan aksesori kenderaan, penyelenggaraan dan pembaikan kenderaan bermotor dan motosikal termasuk mencuci, mengilap dan menunda kenderaan serta kegiatan agen berkomsen yang terlibat dalam jualan.

17. Polisi Pindaan

- Bagi data bulanan, perubahan tertakluk kepada sumber data, semakan adalah **t-1** di mana **t** merujuk kepada bulan semasa.
- Bagi data suku tahunan, perubahan tertakluk kepada sumber data, semakan adalah **t-1** di mana **t** merujuk kepada suku tahun semasa.
- Bagi data tahunan, perubahan tertakluk kepada sumber data, semakan adalah **t-3** di mana **t** merujuk kepada tahun semasa.

TECHNICAL NOTES

1. Introduction

The Volume Index of Wholesale & Retail Trade was first developed in 2008 in stages with the Retail Trade and Motor Vehicles. In 2009, the Volume Index of Wholesale Trade was constructed and subsequently the Composite Volume Index of Wholesale & Retail Trade was compiled beginning third quarter 2010. The Volume Index of Wholesale & Retail Trade was released to public commencing for reference of first quarter 2012. The Volume Index of Wholesale & Retail Trade is used to assess the current performance of sales activity in the Wholesale Trade, Retail Trade and Motor Vehicles sub-sectors.

2. Objectives

The objectives of the compilation of the Volume Index of Wholesale & Retail Trade are:

- a. Measure quarterly and annual changes on the pattern and performance of Wholesale, Retail and Motor Vehicles sub-sectors;
- b. Provide relevant and timely information on the performances of distributive trade activities; and
- c. Produce a quick indication of the changes in the trend of consumer spending.

3. Type of Index

The Volume Index of Wholesale & Retail Trade measured in the reference period as compared to the base period, (2015=100).

4. Data Sources

The Volume Index of Wholesale & Retail Trade is compiled from the Monthly Survey of Wholesale & Retail Trade. All establishments covered in survey are selected in the index compilation.

5. Scope and Coverage

The Volume Index of Wholesale & Retail Trade covers 179 industries which encompasses the Volume Index of Wholesale Trade, Retail Trade and Motor Vehicles.

The **Volume Index of Wholesale Trade** covered seven groups as below:

- a. Wholesale on a fee or contract basis
- b. Wholesale of agricultural raw materials and live animals
- c. Wholesale of food, beverages and tobacco
- d. Wholesale of household goods
- e. Wholesale of machinery, equipment and supplies
- f. Other specialised wholesale
- g. Non - specialised wholesale trade

The **Volume Index of Retail Trade** covered nine groups as below:

- a. Retail sale in non-specialised stores
- b. Retail sale of food, beverages and tobacco in specialised stores
- c. Retail sale of automotive fuel in specialised stores
- d. Retail sale of information and communications equipment in specialised stores
- e. Retail sale of other household equipment in specialised stores
- f. Retail sale of cultural and recreation goods in specialised stores
- g. Retail sale of other goods in specialised stores
- h. Retail sale via stalls and markets
- i. Retail trade not in stores, stalls or markets

The **Volume Index of Motor Vehicles** covered four groups as below:

- a. Sale of motor vehicles
- b. Maintenance and repair of motor vehicles
- c. Sale of motor vehicles parts and accessories
- d. Sale, maintenance and repair of motorcycles and related parts and accessories

The classification of the industry used is based on the Malaysia Standard Industrial Classification (MSIC) 2008. The MSIC 2008 is in line with the International Standard Industrial Classification (ISIC), Revision 4, United Nations Statistics Division.

6. Weights

Commencing first quarter 2023, the weights used in the calculation of the Volume Index of Wholesale & Retail Trade are based on value added obtained from the Wholesale & Retail Trade Census 2019 (reference year 2018).

The weights of the industry are obtained from the ratios of the total value added to the sub-sector and group covered in the Wholesale & Retail Trade Census 2019 (reference year 2018). The weights are computed using the following formula:

Where:
$$W_{ij} = \frac{V_{ij}}{V_j}$$

W_{ij} is the relative share of industry i to the group j ;

V_{ij} is the total value added of industry i of group j ; and

V_j is the total value added of group j

7. Computational Procedures

Effective with release of publication for the reference of first quarter 2016, Laspeyres Chain Index method was used in the calculation of the Volume Index of Wholesale & Retail Trade.

The Volume Index of Wholesale & Retail Trade are calculated as a chain of fixed-basket indices. This means that a sequence of fixed-basket indices has been chained together to create a continuous time series. This is necessary to avoid having breaks in an index when a basket update is performed.

In order to chain indices across baskets, annual chain-linked monthly Laspeyres is used. The link month is at December 2022.

$$I_{2015: t} \text{ chained} = I_{2018: t} \times I_{2015: \text{Dec } 2022} / I_{2018: \text{Dec } 2022}$$

$I_{2015: t} \text{ chained}$ is a chained index for the sales observation period t with sales reference equal to 2015.

$I_{2018: t}$ is an index for the sales observation period t with 2018 as the sales reference period.

$I_{2015: \text{Dec } 2022}$ is an index for December 2022 with 2015 as the sales reference period.

$I_{2018: \text{Dec } 2022}$ is an index for December 2022 with 2018 as the sales reference period.

In the case of the chain index, the weighted averages of indices of lower level groups or industry do not match those of the corresponding upper level groups (the chain index has no additivity).

The Volume Index of Wholesale & Retail Trade is generated by aggregating the sales value of establishments belonging to the same industry and deflated the aggregate value using price deflator. The Laspeyres formula is used to compile these indices.

Thus, index for the sub-sector group i of sub-sector j :

$$I_{ij,t} = \frac{R_{ij,t}}{R_{ij,0}} \times 100$$

Where:

$I_{ij,t}$ refers to the computed sales relative for industry i of group j at time t (current period);

$R_{ij,t}$ is the aggregated sales which deflated with price deflator for industry i of group j at time t (current period); and

$R_{ij,0}$ is the average aggregated sales which is deflated with price deflator for industry i of group j at time 0 (base period=2015).

The index for the group j is:

$$I_{jt} = \frac{\sum(W_{ij}I_{ijt})}{\sum W_{ij}}$$

Where:

I_{jt} refers to the index for group j at time t ;

W_{ij} is the relative share of value added industry I to the total value added group j ; and

I_{ijt} is the aggregated index for industry I of group j at time t .

8. Price Deflator

Items of each sub-sector are selected from the basket of goods of Consumer Price Index (CPI) and Producer Price Index (PPI) and the price changes at sub-sector level are measured.

9. Time Base

The 'index reference period' in which the index is given a value of 100 is the year 2015. The base period for the Volume Index of Wholesale & Retail Trade is revised approximately every 5 years.

10. Index Changes

Percentage change of the index is calculated based on the following formula:

$$Y_t = \frac{I_t - I_{t-1}}{I_{t-1}} \times 100$$

Where:

Y_t refers to index percentage change;

I_t is the index at time t (current period); and

I_{t-1} is the index at time $t-1$ (previous period).

11. Seasonal Adjustment

Time-series data are very useful for economists, policy & decision makers and time-series analysts to identify the Important features of economic series such as direction, turning point and consistency between other economic indicators. Sometimes this feature is difficult to observe because of seasonal movements. Thus, if the seasonal effect can be removed, the real behaviour of the series would be revealed. The estimation and removal of the seasonal effects is known as **seasonal adjustment**.

Seasonal adjustment is a process to identify and to remove the regular within-a-year seasonal pattern, which may also include the influences of moving holidays and working/trading days effect in each period. The ultimate objective of the process is to highlight the underlying trends and short-term movements in the series. In Malaysia, most of the time series data are affected by seasonal effects. Hence, to eliminate the seasonal effect as well as to seasonally adjust the Malaysian economic time series data, a standard seasonal adjustment package, X-12 ARIMA was used by Department of Statistics, Malaysia.

Malaysian economic time series data are affected by major festivals such as Eid-ul Fitr of the Muslims, Chinese New Year of the Chinese and Deepavali of the Indians. These festivals' dates are fixed according to the lunar year but vary according to the Gregorian calendar. Therefore, to estimate and remove moving holiday effect from time-series data, a procedure was developed, namely Seasonal Adjustment for Malaysia (SEAM).

12. Concepts and Definitions

The concepts and definitions of Wholesale & Retail Trade adopted in this publication is based on the Manual of International Recommendations for Distributive Trade Statistics (IRDTS) 2008 published by the United Nations Statistics Division.

- 13. An establishment** is defined as “an economic unit that engaged in one activity, under a single legal entity and operating in a single physical location”.
- 14. Wholesale Trade** refers to “the resale (sale without transformation) of new and used goods to retailers; to industrial, commercial, institutional or professional users; or to other wholesalers; or involves acting as an agent or broker in buying merchandise for, or selling merchandise to, such persons or companies”.
- 15. Retail Trade** refers to “the resale (sale without transformation) of new and used goods to the general public for personal or household consumption or utilization.”
- 16. Motor Vehicles** refer to activity of wholesale and retail sale of motor vehicles and motorcycles, either new or used, sale of motor vehicle parts and accessories, maintenance and repair of motor vehicles and motorcycles including washing, polishing and towing as well as commission agents.

17. Revision Policy

- For monthly data, subject to changes in data source, revision is **t-1** where **t** refers to current month.
- For quarterly data, subject to changes in data source, revision is **t-1** where **t** refers to current quarter.
- For annual data, subject to changes in data source, revision is **t-3** where **t** refers to current year.



LAMPIRAN
APPENDIX

Muka surat ini sengaja dibiarkan kosong
This page is deliberately left blank

LAMPIRAN / APPENDIX
Piawaian Klasifikasi Industri Malaysia 2008 Ver. 1.0 /
Malaysia Standard Industrial Classification 2008 Ver. 1.0

PERDAGANGAN BORONG WHOLESALE TRADE			
BAHAGIAN <i>DIVISION</i>	KUMPULAN <i>GROUP</i>	PERKARA <i>ITEM</i>	KETERANGAN <i>DESCRIPTION</i>
46	461		Jual borong berdasarkan kontrak atau yuran <i>Wholesale on a fee or contract basis</i>
		46100	Jual borong berdasarkan kontrak atau yuran <i>Wholesale on a fee or contract basis</i>
	462		Jual borong bahan mentah pertanian dan haiwan hidup <i>Wholesale of agricultural raw materials and live animals</i>
		46201	Jualan borong getah <i>Wholesale of rubber</i>
		46202	Jualan borong minyak kelapa sawit <i>Wholesale of palm oil</i>
		46203	Jualan borong kayu balak dan kayu kayan <i>Wholesale of lumber and timber</i>
		46204	Jualan borong bunga-bunga dan tumbuh-tumbuhan <i>Wholesale of flowers and plants</i>
		46205	Jualan borong ternakan <i>Wholesale of livestock</i>
		46209	Jualan borong bahan mentah pertanian dan haiwan hidup t.t.t.l <i>Wholesale of agricultural raw material and live animals n.e.c</i>
	463		Jualan borong makanan, minuman dan tembakau <i>Wholesale of food, beverages and tobacco</i>
		46311	Jualan borong daging, unggas dan telur <i>Wholesale of meat, poultry and eggs</i>
		46312	Jualan borong ikan dan lain-lain makanan laut <i>Wholesale of fish and other seafood</i>
		46313	Jualan borong buah-buahan <i>Wholesale of fruits</i>
		46314	Jualan borong sayur-sayuran <i>Wholesale of vegetables</i>
		46319	Jualan borong daging, ikan, buah-buahan dan sayur-sayuran t.t.t.l <i>Wholesale of meat, fish, fruits and vegetables n.e.c</i>
		46321	Jualan borong beras, bijirin lain, tepung dan gula <i>Wholesale of rice, other grains, flour and sugars</i>
		46322	Jualan borong hasil tenusu <i>Wholesale of dairy products</i>
		46323	Jualan borong konfeksi <i>Wholesale of confectionary</i>
		46324	Jualan borong biskut, kek, roti dan produk bakeri lain <i>Wholesale of biscuits, cakes, breads and other bakery products</i>
		46325	Jualan borong kopi, teh dan minuman lain <i>Wholesale of coffee, tea, cocoa and other beverages</i>
		46326	Jualan borong bir, wain dan spirit <i>Wholesale of beer, wine and spirits</i>

PERDAGANGAN BORONG <i>WHOLESALE TRADE</i>			
BAHAGIAN <i>DIVISION</i>	KUMPULAN <i>GROUP</i>	PERKARA <i>ITEM</i>	KETERANGAN <i>DESCRIPTION</i>
		46327	Jualan borong tembakau, cerut, rokok <i>Wholesale of tobacco, cigar, cigarettes</i>
		46329	Jualan borong bahan makanan lain <i>Wholesale of other foodstuffs</i>
	464		Jualan borong barangan isi rumah <i>Wholesale of household goods</i>
		46411	Jualan borong benang dan fabrik <i>Wholesale of yarn and fabrics</i>
		46412	Jualan borong linen, tuala dan selimut isi rumah <i>Wholesale of household linen, towels, blankets</i>
		46413	Jualan borong pakaian <i>Wholesale of clothing</i>
		46414	Jualan borong aksesori pakaian <i>Wholesale of clothing accessories</i>
		46415	Jualan borong pakaian daripada bulu binatang <i>Wholesale of fur articles</i>
		46416	Jualan borong kasut <i>Wholesale of footwear</i>
		46417	Jualan borong bahan jahitan <i>Wholesale of haberdashery</i>
		46419	Jualan borong tekstil, pakaian, t.t.t.l <i>Wholesale of textiles, clothing n.e.c</i>
		46421	Jualan borong barangan farmaseutikal dan perubatan <i>Wholesale of pharmaceutical and medical goods</i>
		46422	Jualan borong pewangi, kosmetik, sabun dan kelengkapan dandanan diri <i>Wholesale of perfumeries, cosmetics, soap and toiletries</i>
		46431	Jualan borong basikal dan komponen (termasuk alat ganti) dan aksesori <i>Wholesale of bicycles and their parts and accessories</i>
		46432	Jualan borong barangan fotografi dan optik <i>Wholesale of photographic and optical goods</i>
		46433	Jualan borong barangan kulit dan aksesori kembara <i>Wholesale of leather goods and travel accessories</i>
		46434	Jualan borong peralatan muzik, permainan dan barang mainan, barangan sukan <i>Wholesale of musical instruments, games and toys, sports goods</i>
		46441	Jualan borong kraftangan dan bunga tiruan <i>Wholesale of handicrafts and artificial flowers</i>
		46442	Jualan borong bunga keratan dan tumbuhan <i>Wholesale of cut flowers and plants</i>
		46443	Jualan borong jam tangan dan jam dinding <i>Wholesale of watches and clocks</i>
		46444	Jualan borong barang kemas <i>Wholesale of jewellery</i>
		46491	Jualan borong perabot isi rumah <i>Wholesale of household furniture</i>

PERDAGANGAN BORONG WHOLESALE TRADE			
BAHAGIAN DIVISION	KUMPULAN GROUP	PERKARA ITEM	KETERANGAN DESCRIPTION
		46492	Jualan borong perkakas isi rumah <i>Wholesale of household appliances</i>
		46493	Jualan borong peralatan lampu <i>Wholesale of lighting equipment</i>
		46494	Jualan borong perkakas dapur dan kutleri, pinggan mangkuk, barangan kaca dan barangan tembikar <i>Wholesale of household utensils and cutlery, crockery, glassware, chinaware and pottery</i>
		46495	Jualan borong barangan kayu, anyaman rotan dan barangan gabus <i>Wholesale of woodenware, wickerwork and corkware</i>
		46496	Jualan borong barangan elektrik dan elektronik <i>Wholesale of electrical and electronic goods</i>
		46497	Jualan borong alat tulis, buku, majalah dan surat khabar <i>Wholesale of stationery, books, magazines and newspaper</i>
		46499	Jualan borong lain-lain barangan isi rumah t.t.t.l <i>Wholesale of other household goods n.e.c</i>
	465		Jualan borong jentera, peralatan dan bekalan <i>Wholesale of machinery, equipment and supplies</i>
		46510	Jualan borong perkakasan komputer, perisian dan peranti <i>Wholesale of computer hardware, software and peripherals</i>
		46521	Jualan borong kelengkapan telefon dan telekomunikasi, telefon selular, alat kelui <i>Wholesale of telephone and telecommunications equipment, cell phones, pagers</i>
		46522	Jualan borong komponen elektronik dan aksesori pendawaian <i>Wholesale of electronic components and wiring accessories</i>
		46531	Jualan borong jentera, kelengkapan dan bekalan pertanian <i>Wholesale of agricultural machinery, equipment and supplies</i>
		46532	Jualan borong jentera pemotong rumput sebarang cara operasi <i>Wholesale of lawn movers however operated</i>
		46591	Jualan borong mesin pejabat dan kelengkapan perniagaan, kecuali komputer dan kelengkapan peranti komputer (<i>peripheral</i>) <i>Wholesale of office machinery and business equipment, except computers and computer peripheral equipment</i>
		46592	Jualan borong perabot pejabat <i>Wholesale of office furniture</i>
		46593	Jualan borong peralatan mesin berkawalan komputer <i>Wholesale of computer-controlled machines tools</i>
		46594	Jualan borong jentera, kelengkapan dan bekalan perindustrian <i>Wholesale of industrial machinery, equipment and supplies</i>
		46595	Jualan borong jentera dan kelengkapan pembinaan dan kejuruteraan awam <i>Wholesale of construction and civil engineering machinery and equipment</i>
		46596	Jualan borong lif, eskalator, penghawa dingin, kelengkapan keselamatan dan pemadam api <i>Wholesale of lift escalators, air-conditioning, security and firefighting equipment</i>
		46599	Jualan borong lain-lain jentera untuk kegunaan industri, perdagangan dan pengemudian dan lain-lain perkhidmatan t.t.t.l <i>Wholesale of other machinery for use in industry, trade and navigation and other services n.e.c</i>

PERDAGANGAN BORONG WHOLESALE TRADE			
BAHAGIAN DIVISION	KUMPULAN GROUP	PERKARA ITEM	KETERANGAN DESCRIPTION
	466		Lain-lain pengkhususan jualan borong <i>Other specialised wholesale</i>
		46611	Jualan borong petrol, diesel, pelincir <i>Wholesale of petrol, diesel, lubricants</i>
		46612	Jualan borong gas petroleum cecair <i>Wholesale of liquefied petroleum gas</i>
		46619	Jualan borong bahan api pepejal, cecair dan gas dan produk berkaitan t.t.t.l <i>Wholesale of other solid, liquid and gaseous fuels and related products n.e.c</i>
		46621	Jualan borong bijih besi dan bukan besi dan logam <i>Wholesale of ferrous and non-ferrous metal ores and metals</i>
		46622	Jualan borong bijih besi dan bukan besi dan logam separuh siap dan produk t.t.t.l <i>Wholesale of ferrous and non-ferrous semi-finished metal ores and products n.e.c</i>
		46631	Jualan borong kayu balak, kayu bergergaji, papan lapis, venier dan produk berkaitan <i>Wholesale of logs, sawn timber, plywood, veneer and related products</i>
		46632	Jualan borong cat dan varnish <i>Wholesale of paints and varnish</i>
		46633	Jualan borong bahan pembinaan <i>Wholesale of construction materials</i>
		46634	Jualan borong kelengkapan dan lekapan <i>Wholesale of fittings and fixtures</i>
		46635	Jualan borong pemanas air <i>Wholesale of hot water heaters</i>
		46636	Jualan borong pemasangan dan peralatan kebersihan <i>Wholesale of sanitary installation and equipment</i>
		46637	Jualan borong alatan <i>Wholesale of tools</i>
		46639	Jualan borong dan bekalan lain-lain bahan binaan, hardwer, peralatan paip dan alat pemanas t.t.t.l <i>Wholesale of other construction materials, hardware, plumbing and heating equipment and supplies n.e.c</i>
		46691	Jualan borong bahan kimia industri <i>Wholesale of industrial chemicals</i>
		46692	Jualan borong baja dan produk agrokimia <i>Wholesale of fertilizers and agrochemical products</i>
		46693	Jualan borong bahan plastik dalam bentuk asal <i>Wholesale of plastic materials in primary forms</i>
		46694	Jualan borong sekerap getah <i>Wholesale of rubber scrap</i>
		46695	Jualan borong gentian tekstil <i>Wholesale of textile fibres</i>
		46696	Jual borong kertas secara pukal, bahan pembungkusan <i>Wholesale of paper in bulk, packaging materials</i>
		46697	Jual borong batu permata berharga <i>Wholesale of precious stones</i>

PERDAGANGAN BORONG <i>WHOLESALE TRADE</i>			
BAHAGIAN <i>DIVISION</i>	KUMPULAN <i>GROUP</i>	PERKARA <i>ITEM</i>	KETERANGAN <i>DESCRIPTION</i>
		46698	Jual borong bahan buangan dan sekerap dan bahan lain sama ada logam dan bukan logam untuk kitar semula <i>Wholesale of metal and non-metal waste and scrap and materials for recycling</i>
		46699	Melurai bahagian kenderaan, komputer, televisyen dan peralatan lain untuk mendapatkan bahagian yang boleh digunakan dan jual semula <i>Dismantling of automobiles, computer, televisions and other equipment to obtain and re-sell usable parts</i>
	469		Perdagangan borong tanpa pengkhususan <i>Non-specialised wholesale trade</i>
		46901	Jualan borong ikan akuarium, burung dan haiwan peliharaan <i>Wholesale of aquarium fishes, pet birds and animals</i>
		46902	Jualan borong makanan haiwan/haiwan peliharaan <i>Wholesale of animal/pet food</i>
		46909	Jualan borong pelbagai jenis barang tanpa pengkhususan tertentu t.t.t.l <i>Wholesale of variety of goods without any particular specialisation n.e.c</i>

PERDAGANGAN RUNCIT <i>RETAIL TRADE</i>			
BAHAGIAN <i>DIVISION</i>	KUMPULAN <i>GROUP</i>	PERKARA <i>ITEM</i>	KETERANGAN <i>DESCRIPTION</i>
47	471		Jualan runcit di kedai bukan pengkhususan <i>Retail sale in non-specialised stores</i>
		47111	Kedai runcit <i>Provision stores</i>
		47112	Pasar raya <i>Supermarket</i>
		47113	Pasar mini <i>Mini market</i>
		47114	Kedai 'convenience' <i>Convenience stores</i>
		47191	Gedung serbaneka <i>Department stores</i>
		47192	Gedung serbaneka dan pasar raya <i>Department stores and supermarket</i>
		47193	Pasar raya besar (Hypermarket) <i>Hypermarket</i>
		47194	Agen surat khabar dan kedai pelbagai barangan <i>News agent and miscellaneous goods store</i>
		47199	Jualan runcit lain di kedai tanpa pengkhususan t.t.t.l <i>Other retail sale in non-specialised stores n.e.c</i>
	472		Jualan runcit makanan, minuman dan tembakau di kedai pengkhususan <i>Retail sale of food, beverages and tobacco in specialised stores</i>
		47211	Jualan runcit beras, tepung, bijirin lain dan gula <i>Retail sale of rice, flour, other grains and sugars</i>
		47212	Jualan runcit sayur-sayuran dan buah-buahan segar atau diawet <i>Retail sale of fresh or preserved vegetables and fruits</i>
		47213	Jualan runcit produk tenusu dan telur <i>Retail sale of dairy products and eggs</i>
		47214	Jualan runcit daging dan produk daging (unggas) <i>Retail sale of meat and meat products (including poultry)</i>
		47215	Jualan runcit ikan dan makanan laut lain dan lain-lain produk yang berkaitan <i>Retail sale of fish, other seafood and products thereof</i>
		47216	Jualan runcit produk bakeri dan konfeksi <i>Retail sale of bakery products and sugar confectionery</i>
		47217	Jualan runcit mi, kueh teow, mihun, kulit wantan dan produk makanan lain yang dihasilkan daripada tepung atau soya <i>Retail sale of mee, kuey teow, mee hoon, wantan skins and other food products made from flour or soya</i>
		47219	Jualan runcit produk makanan lain t.t.t.l <i>Retail sale of other food products n.e.c</i>
		47221	Jualan runcit bir, wain dan spirit <i>Retail sale of beer, wine and spirits</i>
		47222	Jualan runcit teh, kopi, minuman ringan, air mineral dan minuman lain <i>Retail sale of tea, coffee, soft drinks, mineral water and other beverages</i>
		47230	Jualan runcit produk tembakau di kedai khusus <i>Retail sale of tobacco products in specialised store</i>
	473		Jualan runcit di kedai khusus yang menjual bahan api kenderaan <i>Retail sale of automotive fuel in specialised stores</i>
		47300	Jualan runcit bahan api kenderaan di kedai khusus <i>Retail sale of automotive fuel in specialised store</i>
	474		Jualan runcit di kedai khusus yang menjual peralatan komunikasi dan maklumat <i>Retail sale of information and communication equipment in specialised stores</i>
		47411	Jualan runcit komputer, peralatan dan kelengkapan komputer <i>Retail sale of computers, computer equipment and supplies</i>

PERDAGANGAN RUNCIT <i>RETAIL TRADE</i>			
BAHAGIAN <i>DIVISION</i>	KUMPULAN <i>GROUP</i>	PERKARA <i>ITEM</i>	KETERANGAN <i>DESCRIPTION</i>
		47412	Jualan runcit konsol permainan video dan perisian bukan ditempah khas <i>Retail sale of video game consoles and non-customised software</i>
		47413	Jualan runcit di peralatan telekomunikasi <i>Retail sale of telecommunication equipment</i>
		47420	Jualan runcit peralatan audio dan video di kedai pengkhususan <i>Retail sale of audio and video equipment in specialised store</i>
	475		Jualan runcit di kedai khusus yang menjual peralatan lain isi rumah <i>Retail sale of other household equipment in specialised stores</i>
		47510	Jualan runcit di kedai khusus yang menjual tekstil <i>Retail sale of textiles in specialised stores</i>
		47520	Jualan runcit bahan binaan, perkakasan, cat dan kaca <i>Retail sale of construction materials, hardware, paints and glass</i>
		47531	Jualan runcit karpet dan hamparan <i>Retail sale of carpets and rugs</i>
		47532	Jualan runcit langsir dan net <i>Retail sale of curtain and net curtain</i>
		47533	Jualan runcit kertas dinding dan alas lantai <i>Retail sale of wallpaper and floor coverings</i>
		47591	Jualan runcit perabot isi rumah <i>Retail sale of household furniture</i>
		47592	Jualan runcit peralatan lampu <i>Retail sale of articles for lighting</i>
		47593	Jualan runcit perkakasan isi rumah, perkakas dapur dan kutleri, pinggan mangkuk, barangan kaca dan barangan tembikar <i>Retail sale of household utensils and cutlery, crockery, glassware, chinaware and pottery</i>
		47594	Jualan runcit kayu, barangan gabus dan barangan anyaman rotan <i>Retail sale of wood, cork goods and wickerwork goods</i>
		47595	Jualan runcit perkakas isi rumah <i>Retail sale of household appliances</i>
		47596	Jualan runcit peralatan muzik dan skor <i>Retail sale of musical instruments and scores</i>
		47597	Jualan runcit sistem keselamatan <i>Retail sale of security systems</i>
		47598	Jualan runcit barangan dan peralatan isi rumah t.t.t.l <i>Retail sale of household articles and equipment n.e.c</i>
	476		Jualan runcit di kedai khusus yang menjual barangan kesenian dan rekreasi <i>Retail sale of cultural and recreation goods in specialised stores</i>
		47611	Jualan runcit bekalan dan peralatan pejabat <i>Retail sale of office supplies and equipment</i>
		47612	Jualan runcit buku, surat khabar dan alat tulis <i>Retail sale of books, newspapers and stationery</i>
		47620	Jualan runcit rekod muzik, pita audio, cakera padat, kaset, pita video, VCD dan DVD, pita dan cakera kosong <i>Retail sale of musical records, audio tapes, compact discs, cassettes, video tapes, VCDs and DVDs, blank tapes and discs</i>
		47631	Jualan runcit barangan dan peralatan sukan <i>Retail sale of sports goods and equipments</i>
		47632	Jualan runcit peralatan memancing <i>Retail sale of fishing equipment</i>
		47633	Jualan runcit barangan perkhemahan <i>Retail sale of camping goods</i>
		47634	Jualan runcit bot dan peralatannya <i>Retail sale of boats and equipments</i>

PERDAGANGAN RUNCIT RETAIL TRADE			
BAHAGIAN DIVISION	KUMPULAN GROUP	PERKARA ITEM	KETERANGAN DESCRIPTION
		47635	Jualan runcit basikal dan komponen (termasuk alat ganti) dan aksesori yang berkaitan <i>Retail sale of bicycles and related parts and accessories</i>
		47640	Jualan runcit permainan dan barang mainan, diperbuat dari pelbagai bahan <i>Retail sale of games and toys, made of all materials</i>
	477		Jualan runcit di kedai khusus yang menjual barangan lain <i>Retail sale of other goods in specialised stores</i>
		47711	Jualan runcit pakaian, artikel bagi bulu binatang dan aksesori pakaian <i>Retail sale of articles of clothing, articles of fur and clothing accessories</i>
		47712	Jualan runcit kasut <i>Retail sale of footwear</i>
		47713	Jualan runcit barangan kulit, aksesori kulit serta gantian kulit <i>Retail sale of leather goods, accessories of leather and leather substitutes</i>
		47721	Jualan runcit di kedai khusus yang menjual barang farmaseutikal, perubatan dan ortopedik <i>Stores specialised in retail sale of pharmaceuticals, medical and orthopaedic goods</i>
		47722	Jualan runcit di kedai khusus yang menjual pewangi, kosmetik dan kelengkapan dandanan diri <i>Stores specialised in retail sale of perfumery, cosmetic and toilet articles</i>
		47731	Jualan runcit peralatan fotografi dan kepersisan <i>Retail sale of photographic and precision equipment</i>
		47732	Jualan runcit jam tangan dan jam dinding <i>Retail sale of watches and clocks</i>
		47733	Jualan runcit barang kemas <i>Retail sale of jewellery</i>
		47734	Jualan runcit bunga, tumbuhan, biji benih dan baja <i>Retail sale of flowers, plants, seeds, fertilizers</i>
		47735	Jualan runcit cenderahati, kraftangan dan barang keagamaan <i>Retail sale of souvenir, craftwork and religious articles</i>
		47736	Jualan runcit minyak tanah, gas memasak, batu arang dan kayu api <i>Retail sale of household fuel oil, cooking gas, coal and fuel wood</i>
		47737	Jualan runcit cermin mata dan barang optik lain <i>Retail sale of spectacles and other optical goods</i>
		47738	Jualan runcit ikan akuarium, haiwan peliharaan dan makanannya <i>Retail sale of aquarium fishes, pet animals and pet food</i>
		47739	Jualan runcit di kedai khusus yang menjual barang baru lain t.t.t.l <i>Other retail sale of new goods in specialised stores n.e.c</i>
		47741	Jualan runcit buku terpakai <i>Retail sale of second-hand books</i>
		47742	Jualan runcit barang elektrik dan elektronik terpakai <i>Retail sale of second-hand electrical and electronic goods</i>
		47743	Jualan runcit barang antik <i>Retail sale of antiques</i>
		47744	Aktiviti pusat lelongan (runcit) <i>Activities of auctioning houses (retail)</i>
		47749	Jualan runcit barangan terpakai t.t.t.l <i>Retail sale of second-hand goods n.e.c</i>
	478		Jualan runcit di gerai dan pasar <i>Retail sale via stalls and markets</i>
		47810	Jualan runcit makanan, minuman dan produk tembakau di gerai atau pasar <i>Retail sale of food, beverages and tobacco products via stalls or markets</i>
		47820	Jualan runcit tekstil, baju dan kasut di gerai atau pasar <i>Retail sale of textiles, clothing and footwear via stalls or markets</i>

PERDAGANGAN RUNCIT <i>RETAIL TRADE</i>			
BAHAGIAN <i>DIVISION</i>	KUMPULAN <i>GROUP</i>	PERKARA <i>ITEM</i>	KETERANGAN <i>DESCRIPTION</i>
		47891	Jualan runcit permaidani dan di gerai dan pasar <i>Retail sale of carpets and rugs via stalls or markets</i>
		47892	Jualan runcit buku di gerai atau pasar <i>Retail sale of books via stalls or markets</i>
		47893	Jualan runcit alat permainan dan barang mainan di gerai atau pasar <i>Retail sale of games and toys via stalls or markets</i>
		47894	Jualan runcit peralatan isi rumah dan barang elektronik di gerai atau pasar <i>Retail sale of household appliances and consumer electronics via stall or markets</i>
		47895	Jualan runcit rekod muzik dan video di gerai atau pasar <i>Retail sale of music and video recordings via stall or markets</i>
	479		Jualan runcit bukan di kedai, gerai atau pasar <i>Retail trade not in stores, stalls or markets</i>
		47911	Jualan runcit sebarang jenis produk melalui pesanan mel <i>Retail sale of any kind of products by mail order</i>
		47912	Jualan runcit sebarang jenis produk melalui internet <i>Retail sale of any kind of product over the Internet</i>
		47913	Jualan langsung melalui televisyen, radio dan telefon <i>Direct sale via television, radio and telephone</i>
		47914	Jualan runcit lelongan melalui internet <i>Internet retail auctions</i>
		47991	Jualan runcit sebarang jenis produk melalui jualan langsung atau penjualan dari pintu ke pintu <i>Retail sale of any kind of product by direct sales or door-to-door sales persons</i>
		47992	Jualan runcit sebarang jenis produk melalui mesin layan diri (<i>vending machine</i>) <i>Retail sale of any kind of product through vending machines</i>
		47999	Jualan runcit lain bukan di kedai, gerai atau pasar t.t.t.l <i>Other retail sale not in stores, stalls or markets n.e.c</i>

KENDERAAN BERMOTOR <i>MOTOR VEHICLES</i>			
BAHAGIAN <i>DIVISION</i>	KUMPULAN <i>GROUP</i>	PERKARA <i>ITEM</i>	KETERANGAN <i>DESCRIPTION</i>
45	451		Jualan kenderaan bermotor <i>Sale of motor vehicles</i>
		45101	Jualan borong dan runcit kenderaan bermotor baru <i>Wholesale and retail of new motor vehicles</i>
		45102	Jualan borong dan runcit kenderaan bermotor terpakai <i>Wholesale and retail of used motor vehicles</i>
		45103	Jualan kenderaan industri, komersial dan pertanian - baru <i>Sale of industrial, commercial and agriculture vehicles - new</i>
		45104	Jualan kenderaan industri, komersial dan pertanian - terpakai <i>Sale of industrial, commercial and agriculture vehicles - used</i>
		45105	Jualan oleh agen komisen <i>Sale of commission agents</i>
		45106	Lelongan kereta <i>Car auctions</i>
		45109	Jualan lain-lain kenderaan bermotor t.t.t.l <i>Sale of other motor vehicles n.e.c</i>
	452		Penyelenggaraan dan pembaikan kenderaan bermotor <i>Maintenance and repair of motor vehicles</i>
		45201	Penyelenggaraan dan pembaikan kenderaan bermotor <i>Maintenance and repair of motor vehicles</i>
		45202	Menyembur dan mengecat <i>Spraying and painting</i>
		45203	Mencuci dan mengilap (cuci kereta) <i>Washing and polishing (car wash)</i>
		45204	Pembaikan tempat duduk kenderaan bermotor <i>Repair or motor vehicle seats</i>
		45205	Pemasangan komponen (termasuk alat ganti) dan aksesori bukan sebahagian daripada proses pembuatan <i>Installation of parts and accessories not as part of the manufacturing process</i>
	453		Jualan komponen (termasuk alat ganti) dan aksesori kenderaan bermotor <i>Sale of motor vehicle parts and accessories</i>
		45300	Jualan borong dan runcit semua jenis komponen, alat ganti, bekalan, peralatan dan aksesori kenderaan bermotor <i>Wholesale and retail sale of all kinds of parts, components, supplies, tools and accessories for motor vehicles</i>
	454		Jualan, penyelenggaraan dan pembaikan motosikal dan komponen (termasuk alat ganti) dan aksesori berkaitan <i>Sale, maintenance and repair of motorcycles and related parts and accessories</i>
		45401	Jualan borong dan runcit motosikal <i>Wholesale and retail sale of motorcycles</i>
		45402	Jualan borong dan runcit komponen (termasuk alat ganti) dan aksesori motosikal <i>Wholesale and retail sale of parts and accessories for motorcycles</i>
		45403	Pembaikan dan penyelenggaraan motosikal <i>Repair and maintenance of motorcycles</i>



GLOSARI
GLOSSARY

Muka surat ini sengaja dibiarkan kosong
This page is deliberately left blank

GLOSARI GLOSSARY

Jualan Borong Berdasarkan Yuran atau Kontrak

Termasuk agen komisyen, broker komoditi dan semua pemborong lain yang berdagang bagi pihak dan dengan akaun orang lain, mereka yang menemukan penjual dan pembeli atau menjalankan transaksi komersil bagi pihak majikan. Termasuk juga aktiviti jual borong pusat lelongan.

Lain-lain Pengkhususan Jual Borong

Kumpulan ini termasuk aktiviti jual borong pengkhususan lain yang tidak terkelas dalam kumpulan lain. Ini juga termasuk jual borong produk perantara, kecuali pertanian, biasanya bukan untuk kegunaan isi rumah.

Jual Borong Tanpa Pengkhususan

Kumpulan ini termasuk jual borong pelbagai barangan tanpa sebarang pengkhususan tertentu.

Jualan Runcit di Stor Tanpa Pengkhususan

Kumpulan ini termasuk jualan runcit pelbagai keluaran produk dalam unit yang sama, seperti kedai runcit, pasar raya, pasar mini, kedai *convenience*, gedung serbaneka dan pasar raya besar.

Indeks Volum Nilai Jualan

Indeks volum bagi nilai jualan mengukur jualan dalam satu tempoh masa dalam bentuk volum (kuantiti yang dijual). Bagi mendapatkan volum nilai jualan, indeks nilai bagi jualan dibahagikan dengan Indeks Harga Pengguna dan Indeks Harga Pengeluar (yang mana berkenaan) untuk menyingkirkan pengaruh harga kepada nilai jualan.

Kadar Pertumbuhan Tahun-ke-Tahun (YoY)

Kadar pertumbuhan tahun-ke-tahun membandingkan satu tempoh (kebiasaannya satu bulan atau suku tahun) dengan tempoh sama tahun sebelumnya dengan mengukur peratus perubahan.

Kadar Pertumbuhan Suku Tahun ke Suku Tahun (QoQ)

Kadar pertumbuhan Suku Tahun ke Suku Tahun membandingkan satu suku tahun dengan suku tahun sebelumnya dengan mengukur peratus perubahan.

Pelarasan Musim

Pelarasan musim adalah satu proses untuk mengenalpasti dan menyingkirkan pola musim yang biasa berlaku dalam tempoh tertentu, yang mungkin juga merangkumi pengaruh dari kesan cuti yang bergerak dan hari bekerja/ berdagang.

Wholesale on a Fee or Contract Basis

Includes activities of commission agents, commodity brokers and all other wholesalers who trade on behalf and on the account of others, activities or those involved in bringing sellers and buyers together or undertaking commercial transactions on behalf of a principal. Also included are activities of wholesale auctioneering houses.

Other Specialised Wholesale

This group includes other specialized wholesale activities not classified in the other groups. This also includes wholesale of intermediate products, except agriculture, typically not for household use.

Non-Specialized Wholesale

This group includes the wholesale of a variety of goods without any particular specialization.

Retail Sales in Non-Specialised Stores

This group includes the retail sale of a variety of product lines in the same unit, such as provision stores, supermarkets, mini markets, convenience stores, department stores and hypermarkets.

Volume Index of Sales

The volume of sales index measures the sales over time in volume terms (quantity sold). In order to determine the volume of sales index, the value of sales index is divided by the Consumer Price Index and Producer Price Index (where applicable) to allow removing price effects on turnover.

Year-on-Year Growth Rate (YoY)

Year-on-year growth rate compares a period (typically a month or quarter) with the same period from the previous year, measuring the percentage change.

Quarter-on-Quarter Growth Rate (QoQ)

Quarter-on-Quarter growth rate compares one quarter with the previous quarter, measuring the percentage change.

Seasonal Adjustment

Seasonal adjustment is a process to identify and to remove seasonal pattern within a period, which may also include the influences of moving holidays and working/ trading days effect in each period.

PENERBITAN INI BOLEH JUGA DIPEROLEH DI JABATAN PERANGKAAAN NEGERI SEPERTI BERIKUT:
THIS PUBLICATION IS ALSO AVAILABLE AT THE FOLLOWING STATES DEPARTMENT OF STATISTICS:

Pengarah,
Jabatan Perangkaan Malaysia Negeri Johor,
Tingkat 14, Menara Tabung Haji,
Jalan Air Molek,
80000 Johor Bahru, Johor.
Tel. : 07-225 3700
Faks : 07-224 9972
E-mel : jpjohor@dosm.gov.my

Pengarah,
Jabatan Perangkaan Malaysia Negeri Kedah, Aras
1, Zon C, Wisma Persekutuan,
Pusat Pentadbiran Kerajaan Persekutuan,
Bandar Muadzam Shah,
06550 Anak Bukit, Kedah.
Tel. : 04-700 1240
Faks : 04-733 8412
E-mel : jpkedah@dosm.gov.my

Pengarah,
Jabatan Perangkaan Malaysia Negeri Kelantan,
Tingkat 8, Bangunan Persekutuan,
Jalan Bayam,
15514 Kota Bharu, Kelantan.
Tel. : 09-741 9449
Faks : 09-748 2142
E-mel : jpkelantan@dosm.gov.my

Pengarah,
Jabatan Perangkaan Malaysia Negeri Melaka,
Aras 7 & 8, Wisma Persekutuan,
Jalan MITC, Hang Tuah Jaya,
75450, Ayer Keroh, Melaka.
Tel. : 06-252 2725
Faks : 06-252 2711
E-mel : jpmelaka@dosm.gov.my

Pengarah,
Jabatan Perangkaan Malaysia Negeri Sembilan,
Tingkat 12, Wisma Persekutuan,
Jalan Dato' Abdul Kadir,
70000 Seremban, Negeri Sembilan.
Tel. : 06-765 5000
Faks : 06-765 5002
E-mel : jpnsembilan@dosm.gov.my

Pengarah,
Jabatan Perangkaan Malaysia Negeri Pahang,
Tingkat 7, Bangunan Persekutuan,
Jalan Gambut,
25000 Kuantan, Pahang.
Tel. : 09-516 3931/7
Faks : 09-514 4636
E-mel : jppahang@dosm.gov.my

Pengarah,
Jabatan Perangkaan Malaysia Negeri Pulau
Pinang, Tingkat 6, Bangunan Persekutuan,
10400 Jalan Anson, Pulau Pinang.
Tel. : 04-226 6244
Faks : 04-229 9499
E-mel : jppulaupinang@dosm.gov.my

Pengarah,
Jabatan Perangkaan Malaysia Negeri Perak,
Tingkat 3, Blok A, Bangunan Persekutuan Ipoh,
Jalan Dato' Seri Ahmad Said (Greentown),
30450 Ipoh, Perak.
Tel. : 05-243 6107
Fax : 05-255 1073
E-mel : jpperak@dosm.gov.my

Pengarah,
Jabatan Perangkaan Malaysia Negeri Perlis,
Bangunan Perodua Kangar,
No. 2C, Persiaran Jubli Perak
01000 Kangar, Perlis.
Tel. : 04-976 7381/9025
Faks : 04-976 8950
E-mel : jpperlis@dosm.gov.my

Pengarah,
Jabatan Perangkaan Malaysia Negeri Selangor,
Tingkat 9, Bangunan Darul Ehsan,
Jalan Indah, Seksyen 14,
40000 Shah Alam, Selangor.
Tel. : 03-5515 0200
Faks : 03-5518 0408
E-mel : jpselangor@dosm.gov.my

Pengarah,
Jabatan Perangkaan Malaysia Negeri Terengganu,
Tingkat 9, Wisma Persekutuan,
Jalan Sultan Ismail,
20200 Kuala Terengganu, Terengganu.
Tel. : 09-622 3062
Faks : 09-622 9659
E-mel : admin_jptrg@dosm.gov.my

Pengarah,
Jabatan Perangkaan Malaysia Negeri Sabah,
Tingkat 1-3, Blok C,
Kompleks Pentadbiran Kerajaan Persekutuan
Sabah, Jalan UMS, Beg Berkunci 2046,
88999 Kota Kinabalu, Sabah.
Tel. : 088-484 602
Faks : 088-484 659
E-mel : jpsabah@dosm.gov.my

Pengarah,
Jabatan Perangkaan Malaysia Negeri Sarawak,
Tingkat 7 & 8, Bangunan Tun Datuk Patinggi
Tuanku Haji Bujang, Jalan Simpang 3,
93514 Kuching, Sarawak.
Tel. : 082-240 287
Faks : 082-242 609
E-mel : sarawak@dosm.gov.my

Pengarah,
Jabatan Perangkaan Malaysia Wilayah
Persekutuan, Tingkat 14 & 15, Wisma FGV, Jalan
Raja Laut, 50350 Kuala Lumpur.
Tel. : 03-2267 2400
Faks : 03-2691 0639
E-mel : dosmwp@dosm.gov.my

ISSN 2636-9567



9 772636 956006

BANCI 2024
PERTANIAN
KUNCI KEMAJUAN PERTANIAN



20 OKT 2016-2030



MALAYSIA
MADANI

PA DU
PANDUAN DATA BERKUALITI

www.dosm.gov.my



@StatsMalaysia