



KEMENTERIAN EKONOMI
JABATAN PERANGKAAN MALAYSIA

PERANGKAAN PEMBUATAN BULANAN

MONTHLY MANUFACTURING STATISTICS

DISEMBER 2023
DECEMBER

Dikeluarkan pada: **7** FEBRUARI 2024
Released on: **7** FEBRUARY

PEMAKLUMAN / ANNOUNCEMENT

Jabatan Perangkaan Malaysia (DOSM) telah melancarkan OpenDOSM NextGen sebagai medium yang menyediakan katalog data dan visualisasi bagi memudahkan pengguna menganalisis pelbagai data dan boleh diakses melalui portal <https://open.dosm.gov.my>.

DOSM akan menjalankan Banci Pertanian pada tahun 2024. Mohon layari <https://www.myagricensus.gov.my> untuk maklumat lanjut. Tema adalah "Banci Pertanian, Kunci Kemajuan Pertanian".

Kerajaan Malaysia telah mengisytiharkan Hari Statistik Negara (MyStats Day) pada 20 Oktober setiap tahun. Tema sambutan MyStats Day adalah "Statistik Nadi Kehidupan".

Pangkalan Data Utama (PADU) telah diluncurkan pada 2 Januari 2024. PADU mengandungi profil individu dan isi rumah meliputi warganegara dan pemastautin tetap di Malaysia. Matlamat utama PADU untuk memastikan rakyat Malaysia tidak tercicir daripada setiap inisiatif berpaksikan rakyat yang dilaksanakan oleh Kerajaan. Dimohon kerjasama untuk mendaftar dan mengemaskini PADU sebelum atau pada 31 Mac 2024. Sila layari <https://www.padu.gov.my> bagi maklumat lanjut berkaitan PADU atau menghubungi talian hotline berikut:

- i) Jabatan Perangkaan Malaysia : 1-800-88-7720 /1-800-88-7721
- ii) Pertanyaan secara online melalui SISPAA:<https://padu.spab.gov.my>.

The Department of Statistics Malaysia (DOSM) has launched OpenDOSM NextGen as a medium that provides a catalog of data and visualisations to facilitate users' analysis of various data and can be accessed through <https://open.dosm.gov.my>.

DOSM will conduct the Agricultural Census in 2024. Please visit <https://www.myagricensus.gov.my> for more information. The theme is "Agriculture Census, Key to Agricultural Development".

The Government of Malaysia has declared National Statistics Day (MyStats Day) on October 20th each year. MyStats Day theme is "Statistics is the Essence of Life".

The Central Database (PADU) was launched on 2 January 2024. PADU contains individual and household profiles covering citizens and permanent residents of Malaysia. The main goal of PADU is to ensure that Malaysians are not left behind from citizen centric initiatives implemented by the Government. Your kind cooperation is requested to register and update PADU by 31 March 2024. Please visit <https://www.padu.gov.my> for more information related to PADU or contact the following hotlines:

- i) Department of Statistics Malaysia : 1-800-88-7720 /1-800-88-7721*
- ii) Online Enquiries through SISPAA: <https://padu.spab.gov.my>.*

JABATAN PERANGKAAN MALAYSIA
DEPARTMENT OF STATISTICS MALAYSIA

Diterbitkan dan dicetak oleh / *Published and printed by:*

Jabatan Perangkaan Malaysia

Department of Statistics Malaysia

Blok C6, Kompleks C,

Pusat Pentadbiran Kerajaan Persekutuan

62514 Putrajaya,

MALAYSIA

Tel.	:	03-8885 7000
Faks/Fax	:	03-8888 9248
Portal	:	https://www.dosm.gov.my
Facebook / Twitter / Instagram / YouTube	:	StatsMalaysia
Emel/Email	:	info@dosm.gov.my (pertanyaan umum / <i>general enquiries</i>)
		data@dosm.gov.my (pertanyaan & permintaan data / <i>data request & enquiries</i>)
Harga/Price	:	RM10.00

Diterbitkan pada Februari 2024 / *Published in February 2024*

Hakcipta terpelihara / All rights reserved.

Tiada bahagian daripada terbitan ini boleh diterbitkan semula, disimpan untuk pengeluaran atau ditukar dalam apa-apa bentuk atau alat apa jua pun kecuali setelah mendapat kebenaran daripada Jabatan Perangkaan Malaysia. Pengguna yang mengeluarkan sebarang maklumat dari terbitan ini sama ada yang asal atau diolah semula hendaklah meletakkan kenyataan berikut:

“Sumber: Jabatan Perangkaan Malaysia”.

No part of this publication may be reproduced or distributed in any form or by any means or stored in database without the prior written permission from Department of Statistics, Malaysia. Users reproducing content of this publication with or without adaptation should quote the following.

“Source: Department of Statistics Malaysia”.

ISSN 0128-3499



Penerbitan ini memaparkan perangkaan nilai jualan, bilangan pekerja bergaji dan gaji & upah secara bulanan berdasarkan Survei Pembuatan Bulanan. Objektif utama penerbitan ini adalah untuk menyediakan data aliran terkini sektor Pembuatan bagi membantu pengguna dalam perancangan, penggubalan dasar dan membuat keputusan.

Ringkasan penemuan dan jadual perangkaan yang terperinci masing-masing dipaparkan pada bahagian pertama dan kedua penerbitan ini. Sementara itu, aspek-aspek teknikal yang digunakan seperti skop dan liputan dan konsep dan definisi juga disediakan pada Bahagian ketiga bagi membantu pengguna memahami statistik yang diterbitkan.

Jabatan Perangkaan Malaysia merakamkan penghargaan atas kerjasama yang diberikan oleh responden dan juga semua pihak yang telah menyumbang secara langsung dan tidak langsung dalam menjayakan penerbitan ini. Sebarang maklum balas dan cadangan untuk penambahbaikan penerbitan ini pada masa akan datang amat dihargai.

Dato' Sri Dr. Mohd Uzir Mahidin

Ketua Perangkawan Malaysia

Februari 2024

PREFACE



This publication presents monthly statistics on sales value, number of employees and salaries & wages based on the Monthly Manufacturing Survey. The main objective of this publication is to provide statistics on the latest trends of the Manufacturing sector to assist users in the planning, formulation of policies and decision making.

The summary findings and detailed statistical tables are highlighted in the first and second part of this publication respectively. Meanwhile, the technical aspects used such as scope and coverage and concepts and definitions are provided in the third part to assist users to understand the published statistics.

The Department of Statistics, Malaysia gratefully acknowledges the co-operation rendered by the respondents as well as all parties who have contributed directly and indirectly in making this publication a success. Any feedback and suggestion towards improving future publication is highly appreciated.

Dato' Sri Dr. Mohd Uzir Mahidin

Chief Statistician Malaysia

February 2024



	Muka Surat <i>Page</i>
Kata Pengantar / Preface	i - ii
Kandungan / Contents	iii - iv
Kalendar Awalan Keluaran 2023 / Advance Release Calendar 2023	v
Penemuan Utama / Main Findings	
Ringkasan Penemuan Perangkaan Pembuatan Bulanan (PPB), Disember 2023 <i>Summary of Findings Monthly Manufacturing Statistics (MMS), December 2023</i>	1 - 8
Jadual / Tables	
1 Perangkaan Utama Bagi Sektor Pembuatan <i>Principal Statistics of Manufacturing Sector</i>	9
1.1a Nilai Jualan Sektor Pembuatan Mengikut Subsektor <i>Sales Value of Manufacturing Sector by Sub-sector</i>	10 - 13
1.1b Nilai Jualan Sektor Pembuatan Mengikut Subsektor: Perubahan Peratusan Tahunan <i>Sales Value of Manufacturing Sector by Sub-sector: Annual Percentage Change</i>	14 - 15
1.1c Nilai Jualan Sektor Pembuatan Mengikut Subsektor: Perubahan Peratusan Bulanan/Suku Tahunan <i>Sales Value of Manufacturing Sector by Sub-sector: Monthly/Quarterly Percentage Change</i>	16 - 17
1.2a Bilangan Pekerja Bergaji Sektor Pembuatan Mengikut Subsektor <i>Number of Paid Employees of Manufacturing Sector by Sub-sector</i>	18 - 21
1.2b Bilangan Pekerja Bergaji Sektor Pembuatan Mengikut Subsektor: Perubahan Peratusan Tahunan <i>Number of Paid Employees of Manufacturing Sector by Sub-sector: Annual Percentage Change</i>	22 - 23
1.2c Bilangan Pekerja Bergaji Sektor Pembuatan Mengikut Subsektor: Perubahan Peratusan Bulanan/Suku Tahunan <i>Number of Paid Employees of Manufacturing Sector by Sub-sector: Monthly/Quarterly Percentage Change</i>	24 - 25
1.3a Gaji dan Upah yang Dibayar Sektor Pembuatan Mengikut Subsektor <i>Salaries and Wages Paid of Manufacturing Sector by Sub-sector</i>	26 - 29
1.3b Gaji dan Upah yang Dibayar Sektor Pembuatan Mengikut Subsektor: Perubahan Peratusan Tahunan <i>Salaries and Wages Paid of Manufacturing Sector by Sub-sector: Annual Percentage Change</i>	30 - 31



	Muka Surat <i>Page</i>
Jadual / Tables	
1.3c Gaji dan Upah yang Dibayar Sektor Pembuatan Mengikut Subsektor: Perubahan Peratusan Bulanan/Suku Tahunan <i>Salaries and Wages Paid of Manufacturing Sector by Sub-sector: Monthly/Quarterly Percentage Change</i>	32 - 33
1.4a Nilai Jualan Sektor Pembuatan Mengikut Kumpulan <i>Sales Value of Manufacturing Sector by Group</i>	34 - 49
1.4b Nilai Jualan Sektor Pembuatan Mengikut Kumpulan: Perubahan Peratusan Tahunan <i>Sales Value of Manufacturing Sector by Group: Annual Percentage Change</i>	50 - 65
1.4c Nilai Jualan Sektor Pembuatan Mengikut Kumpulan: Perubahan Peratusan Bulanan/Suku Tahunan <i>Sales Value of Manufacturing Sector by Group: Monthly/Quarterly Percentage Change</i>	66 - 73
1.5a Bilangan Pekerja Bergaji Sektor Pembuatan Mengikut Kumpulan <i>Number of Paid Employees of Manufacturing Sector by Group</i>	74 - 89
1.5b Bilangan Pekerja Bergaji Sektor Pembuatan Mengikut Kumpulan: Perubahan Peratusan Tahunan <i>Number of Paid Employees of Manufacturing Sector by Group: Annual Percentage Change</i>	90 - 105
1.5c Bilangan Pekerja Bergaji Sektor Pembuatan Mengikut Kumpulan: Perubahan Peratusan Bulanan/Suku Tahunan <i>Number of Paid Employees of Manufacturing Sector by Group: Monthly/Quarterly Percentage Change</i>	106 - 113
1.6a Gaji dan Upah yang Dibayar Sektor Pembuatan Mengikut Kumpulan <i>Salaries and Wages Paid of Manufacturing Sector by Group</i>	114 - 129
1.6b Gaji dan Upah yang Dibayar Sektor Pembuatan Mengikut Kumpulan: Perubahan Peratusan Tahunan <i>Salaries and Wages Paid of Manufacturing Sector by Group: Annual Percentage Change</i>	130 - 145
1.6c Gaji dan Upah yang Dibayar Sektor Pembuatan Mengikut Kumpulan: Perubahan Peratusan Bulanan/Suku Tahunan <i>Salaries and Wages Paid of Manufacturing Sector by Group: Monthly/Quarterly Percentage Change</i>	146 - 153
2 Pengeluaran Produk Utama dalam Industri Pembuatan yang Terpilih <i>Production of Major Products in Selected Manufacturing Industries</i>	154 - 162
Nota Teknikal / Technical Notes	163 - 176

KALENDAR KELUARAN AWALAN 2023 / ADVANCE RELEASE CALENDAR 2023



Bulan rujukan / Reference month	Tarikh / Date
Januari 2023 / January 2023	13.03.2023
Februari 2023 / February 2023	11.04.2023
Mac 2023 / March 2023	09.05.2023
April 2023 / April 2023	09.06.2023
Mei 2023 / May 2023	12.07.2023
Jun 2023 / June 2023	08.08.2023
Julai 2023 / July 2023	11.09.2023
Ogos 2023 / August 2023	12.10.2023
September 2023 / September 2023	07.11.2023
Oktober 2023 / October 2023	11.12.2023
November 2023 / November 2023	11.01.2024
Disember 2023 / December 2023	07.02.2024

Nota / Notes:

Kenyataan akhbar dihantar kepada pihak media pada tarikh pengeluaran dengan masa embargo ditetapkan bagi penyiaran. Kenyataan akhbar tersebut disiarkan selepas masa embargo di portal Jabatan Perangkaan Malaysia (<http://www.dosm.gov.my>)

A press statement is issued to the media on the date of release with a specified embargo time for release. The press statement is posted after the embargo time on the portal of Department of Statistics Malaysia (<http://www.dosm.gov.my>)

Muka surat ini sengaja dibiarkan kosong
This page is deliberately left blank



RINGKASAN PENEMUAN

Summary of Findings

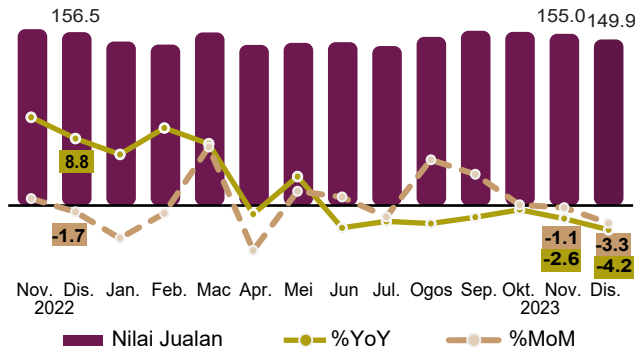
Muka surat ini sengaja dibiarkan kosong
This page is deliberately left blank

PERANGKAAAN PEMBUATAN DISEMBER 2023

Nilai jualan sektor Pembuatan mencatatkan penurunan sebanyak 4.2 peratus untuk merekodkan RM149.9 bilion pada Disember 2023
Seramai 2.37 juta orang pekerja dalam sektor ini dengan gaji dan upah dibayar berjumlah RM8.74 bilion



Nilai Jualan, RM Bilion



Lebih dua pertiga daripada nilai jualan Pembuatan disumbangkan oleh subsektor Peralatan Elektrik & Elektronik (31.9%); Petroleum, Kimia, Getah & Plastik (23.7%); dan Makanan, Minuman & Tembakau (18.1%) pada Disember 2023



Produk Elektrik & Elektronik



Petroleum, Kimia, Getah & Plastik



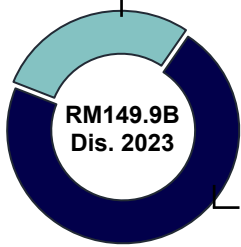
Makanan, Minuman & Tembakau

% Sumbangan :	31.9%	23.7%	18.1%
% YoY :	-4.6%	-13.6%	-2.6%
% MoM :	-1.8%	-8.3%	-2.2%



Industri Berorientasikan Ekspor dan Domestik

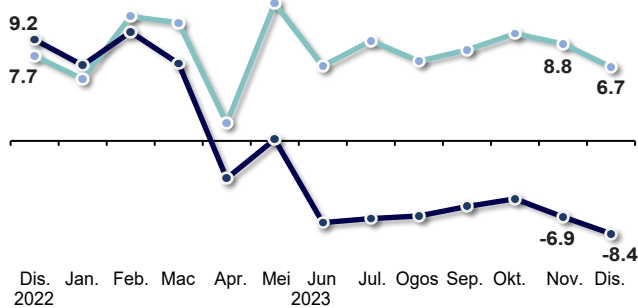
Industri Berorientasikan Domestik, 30.8%



Nilai jualan industri berorientasikan ekspor terus merosot sebanyak 8.4 peratus manakala industri berorientasikan domestik terus kukuh dengan merekodkan pertumbuhan positif sebanyak 6.7 peratus pada Disember 2023

Industri Berorientasikan Ekspor, 69.2%

(% YoY) Berorientasikan Domestik Berorientasikan Ekspor



Pekerja, orang



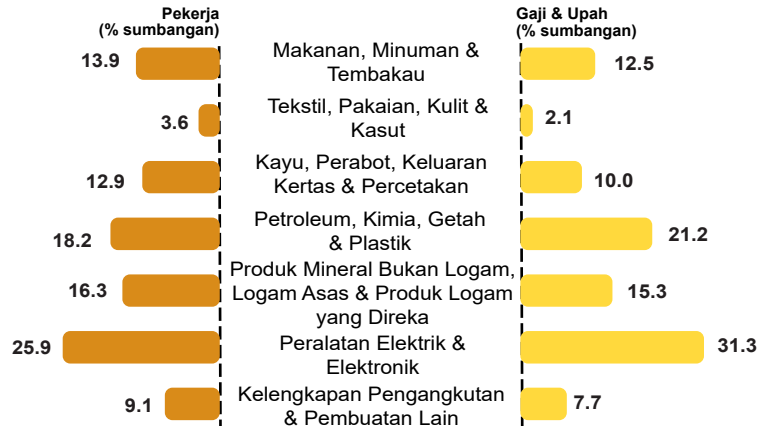
Gaji & Upah, RM Bilion



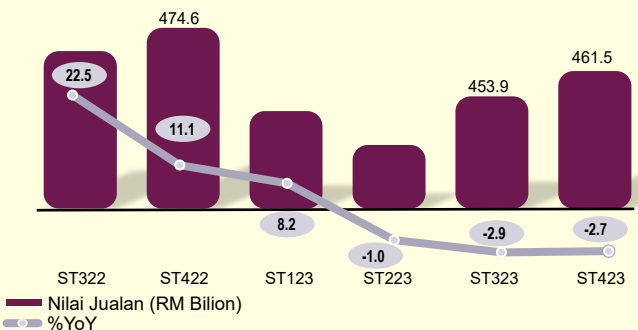
Jualan per Pekerja, RM Ribu

Bulan	Pekerja (juta)	Gaji & Upah (RM Bilion)	Jualan per Pekerja (RM Ribu)
Dis. 22	2.34 juta	RM8.56	RM67.0
Nov. 23	2.38 juta	RM8.15	RM65.2
Dis. 23	2.37 juta	RM8.74	RM63.1


Bilangan Pekerja dan Gaji & Upah mengikut Subsektor, Disember 2023



Nilai Jualan Sektor Pembuatan, ST3 2022 - ST4 2023



Nilai Jualan Sektor Pembuatan, 2020 - 2023



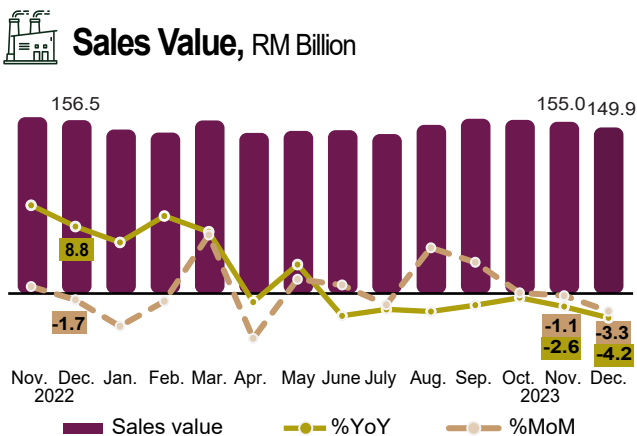
%YoY: Peratus perubahan tahun ke tahun
%MoM: Peratus perubahan bulan ke bulan

Sumber: Perangkaan Pembuatan Malaysia, Disember 2023, Jabatan Perangkaan Malaysia

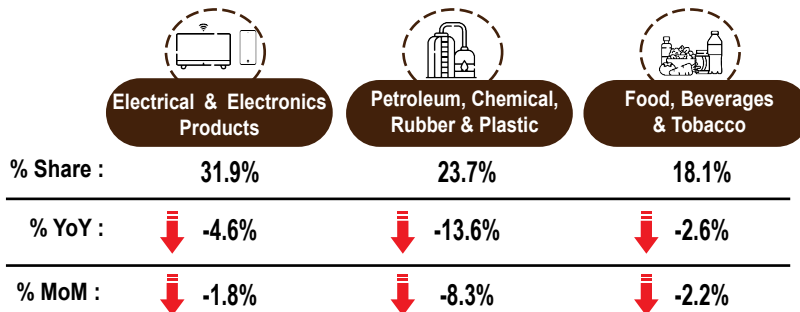


MANUFACTURING STATISTICS DECEMBER 2023

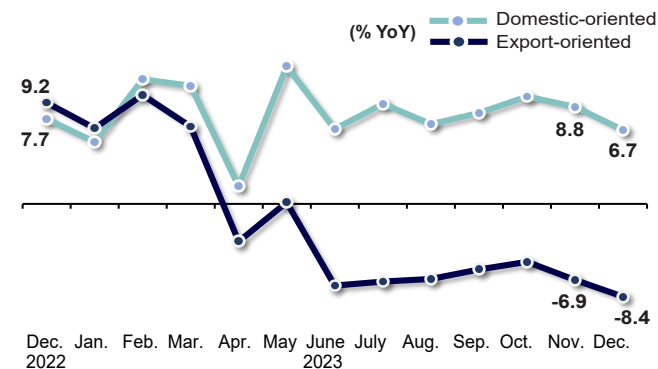
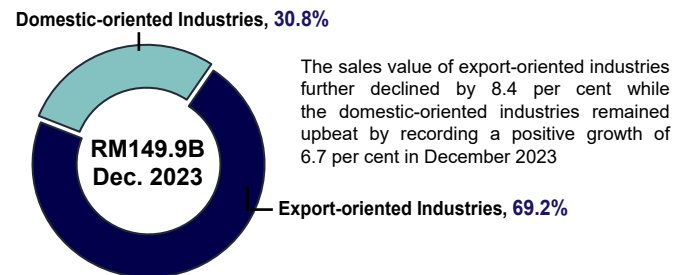
The sales value of the Manufacturing sector registered a decline of 4.2 per cent to record RM149.9 billion in December 2023
A total of 2.37 million persons engaged in this sector with salaries and wages paid amounting to RM8.74 billion



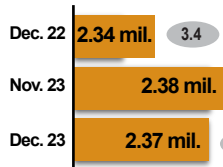
More than two-thirds of Manufacturing sales value was contributed by Electrical & Electronics Products (31.9%); Petroleum, Chemical, Rubber & Plastic (23.7%); and Food, Beverages & Tobacco (18.1%) sub-sectors in December 2023



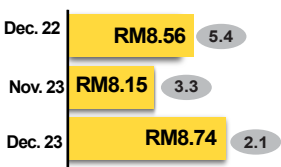
Export and Domestic-oriented Industries




Employees, persons



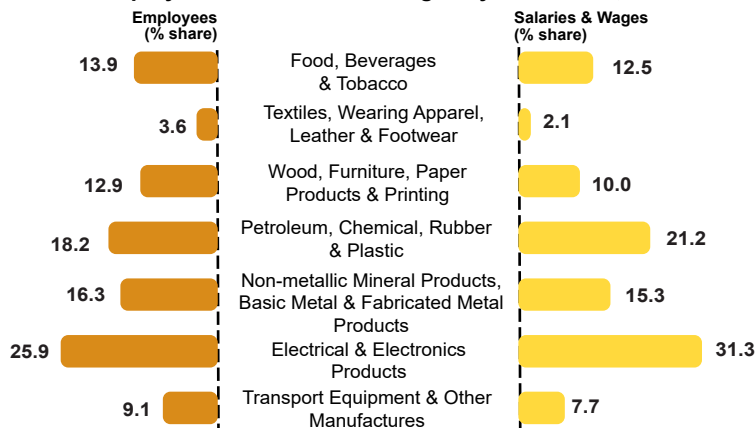
Salaries & Wages, RM Billion



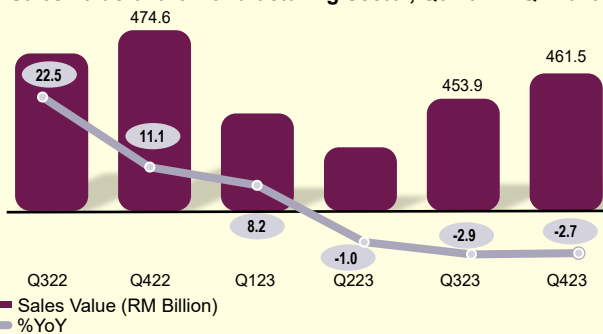
Sales per Employee, RM Thousand



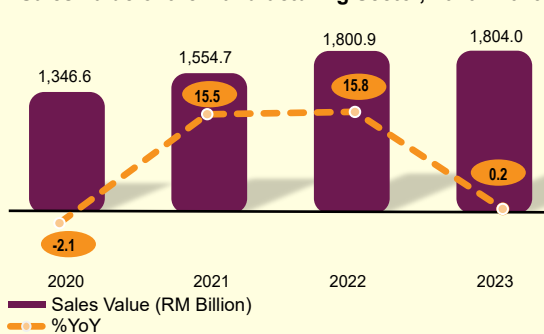
Number of Employees and Salaries & Wages by Sub-sector, December 2023



Sales Value of the Manufacturing Sector, Q3 2022 - Q4 2023



Sales Value of the Manufacturing Sector, 2020 - 2023



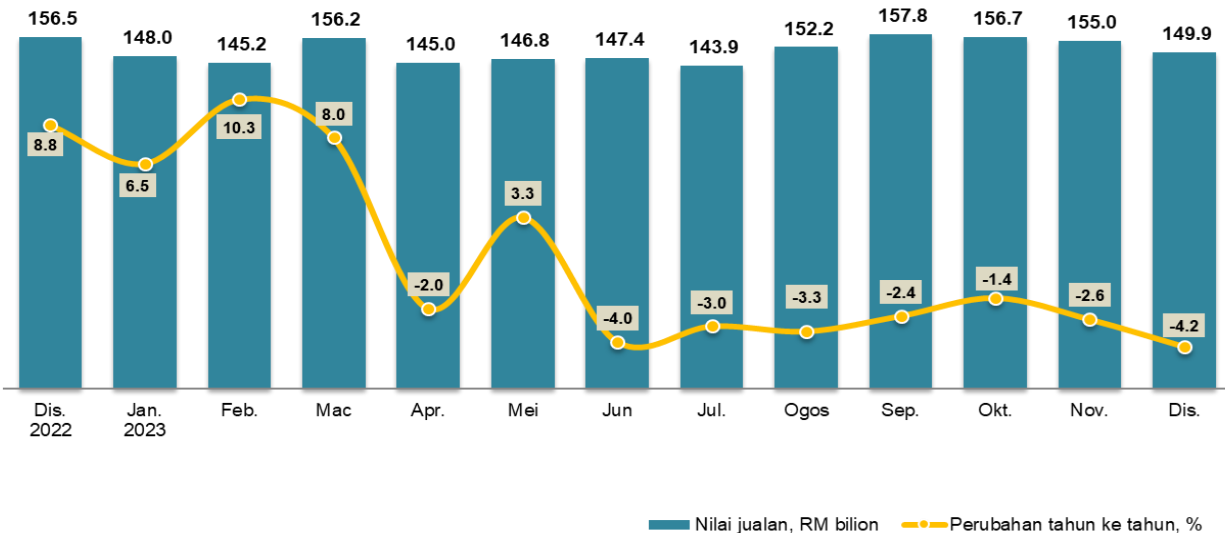
PRESTASI SEKTOR PEMBUATAN DISEMBER 2023

1.0 NILAI JUALAN SEKTOR PEMBUATAN

Nilai jualan sektor Pembuatan susut sebanyak 4.2 peratus pada Disember 2023 (November 2023: -2.6%), merekodkan penurunan terbesar sejak Mei 2020 iaitu negatif 20.4 peratus. Berbanding bulan sebelumnya, nilai jualan menguncup 3.3 peratus berbanding RM155.0 bilion yang direkodkan pada November 2023 manakala nilai jualan pelarasan bermusim merosot 4.0 peratus.

Kejatuhan tersebut dipengaruhi terutamanya oleh penurunan berterusan dalam subsektor Petroleum, kimia, getah & plastik sejak Jun 2023, mencatatkan negatif 13.6 peratus pada Disember 2023 (November 2023: -10.8%). Tambahan lagi, subsektor Peralatan elektrik & elektronik menurun 4.6 peratus (November 2023: -5.3%) manakala subsektor Makanan, minuman & tembakau menyusut 2.6 peratus (November 2023: 2.0%).

Carta 1: Nilai Jualan Sektor Pembuatan, Disember 2022 - Disember 2023



*** Nota:**

- i. Laporan ini boleh diperolehi daripada laman portal Jabatan Perangkaan Malaysia (<https://www.dosm.gov.my>) di bawah ruangan: **Siaran Terkini**.
- ii. Data bagi bulan Disember 2023 merupakan data **awalan**. Data ini akan dikemaskini berdasarkan data terkini yang diperolehi dan akan diterbitkan dalam penerbitan bulan Januari 2024.

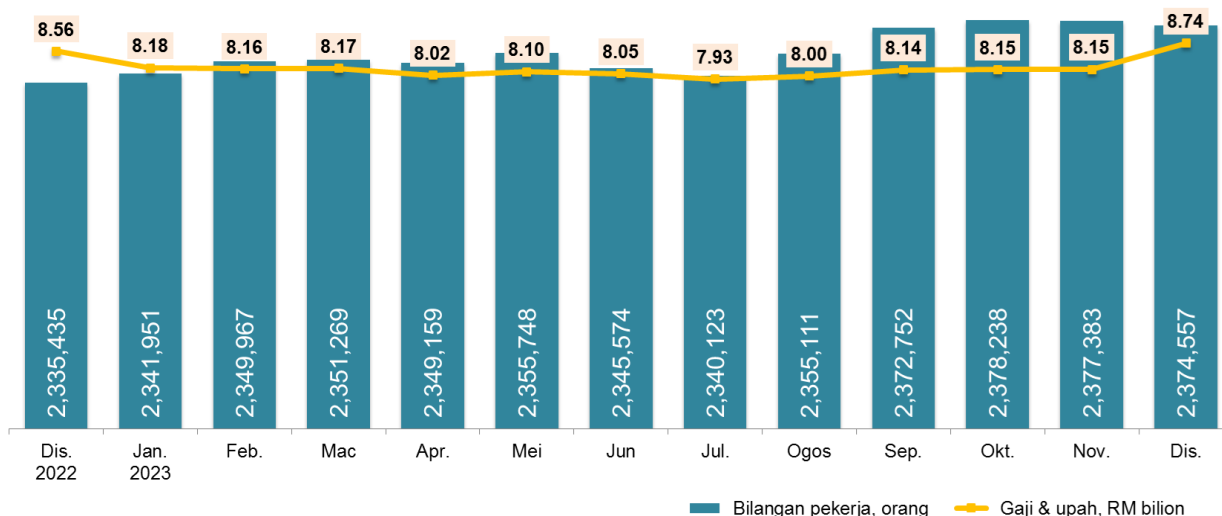
2.0 BILANGAN PEKERJA

Seramai 2.37 juta orang pekerja pada Disember 2023, meningkat 1.7 peratus berbanding 2.34 juta orang yang dicatatkan pada Disember 2022. Pertambahan tersebut sebahagian besarnya disumbangkan oleh subsektor Makanan, minuman & tembakau (5.9%); Produk mineral bukan logam, logam asas & produk logam yang direka (2.3%); dan Kayu, perabot, keluaran kertas & percetakan (2.2%). Berbanding bulan sebelumnya, bilangan pekerja dalam sektor ini menurun sedikit 0.1 peratus.

3.0 GAJI & UPAH

Pada masa yang sama, gaji & upah yang dibayar dalam sektor Pembuatan juga mencatatkan peningkatan sebanyak 2.1 peratus tahun ke tahun, berjumlah RM8.7 bilion pada Disember 2023. Berbanding November 2023, gaji & upah yang dibayar tumbuh 7.3 peratus berbanding dengan pertumbuhan kecil 0.04 peratus yang dicatatkan pada bulan sebelumnya.

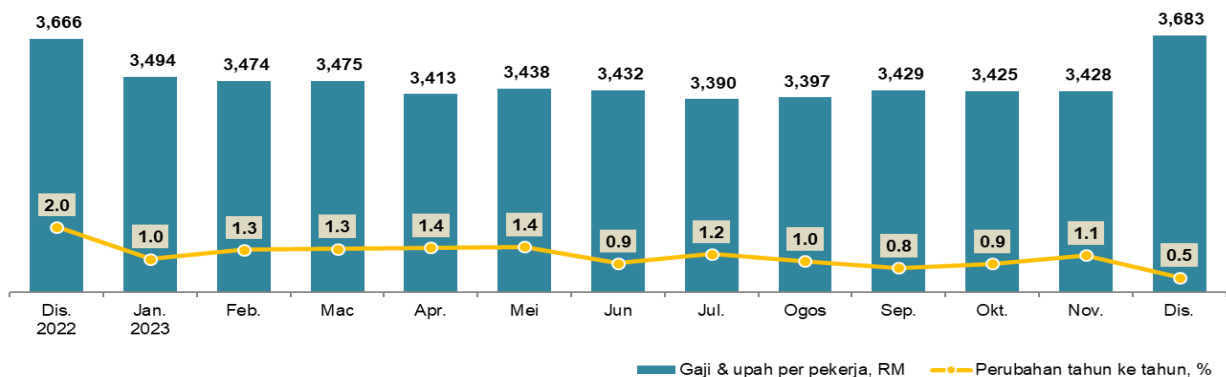
Carta 2: Bilangan Pekerja dan Gaji & Upah Sektor Pembuatan, Disember 2022 - Disember 2023



4.0 PURATA GAJI & UPAH PER PEKERJA

Purata gaji & upah bagi setiap pekerja pada Disember 2023 adalah RM3,683 yang meningkat sebanyak 0.5 peratus tahun ke tahun (Disember 2022: RM3,666) seperti yang dipaparkan di Carta 3. Sementara itu, purata gaji & upah bagi setiap pekerja meningkat 7.4 peratus berbanding bulan sebelum (November 2023: RM3,428).

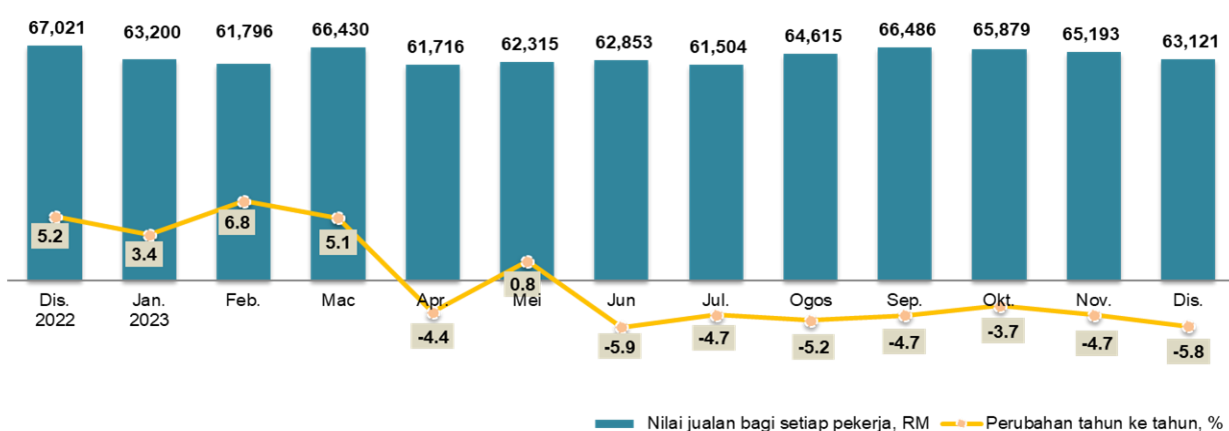
Carta 3: Gaji & Upah Per Pekerja Sektor Pembuatan, Disember 2022 - Disember 2023



5.0 NILAI JUALAN PER PEKERJA

Nilai jualan bagi setiap pekerja pada Disember 2023 menurun 5.8 peratus untuk merekodkan RM63,121 berbanding RM67,021 pada bulan yang sama tahun sebelumnya (Carta 4). Sebaliknya, purata nilai jualan bagi setiap pekerja menyusut 3.2 peratus berbanding November 2023.

Carta 4: Nilai Jualan Per Pekerja Sektor Pembuatan, Disember 2022 - Disember 2023



6.0 PRESTASI BAGI SUKU TAHUN KEEMPAT 2023

Pada suku tahun keempat 2023, nilai jualan sektor Pembuatan terus menyusut untuk tiga suku tahun berturut-turut, menurun 2.7 peratus tahun ke tahun untuk mencapai RM461.5 bilion (ST3 2023: -2.9%). Kemerostan tersebut disebabkan oleh subsektor Produk petroleum, kimia, getah & plastik (-11.2%); dan Peralatan elektrik & elektronik (-4.2%). Sebaliknya, bilangan pekerja dan gaji & upah pada suku tahun berkenaan, masing-masing menyederhana kepada 1.7 peratus (ST3 2023: 2.4%) dan 2.9 peratus (ST3 2023: 3.0%).

7.0 PRESTASI BAGI TAHUN 2023

Merumuskan prestasi keseluruhan bagi tahun 2023, nilai jualan sektor Pembuatan mencapai RM1.8 trilion, meningkat marginal sebanyak 0.2 peratus berbanding tahun 2022 (15.8%). Pada tahun

berkenaan, bilangan pekerja menokok sebanyak 1.7 peratus untuk merekodkan seramai 2.37 juta orang dengan gaji & upah meningkat 3.5 peratus kepada RM97.8 bilion.

Selanjutnya, nilai jualan per pekerja mencatatkan penyusutan 1.5 peratus, berjumlah RM759,735. Butiran terperinci seperti ditunjukkan di Jadual A.

Jadual A: Nilai Jualan, Bilangan Pekerja, Gaji & Upah dan Nilai Jualan per Pekerja, tahun 2022 dan 2023

Perangkaan Pembuatan Bulanan	2022	2023	% Perubahan
Nilai Jualan (RM juta)	1,800,930.1	1,804,035.1	0.2
Bilangan Pekerja	2,335,435	2,374,557	1.7
Gaji & Upah (RM juta)	94,528.1	97,789.4	3.5
Nilai Jualan Per Pekerja (RM)	771,133	759,735	-1.5

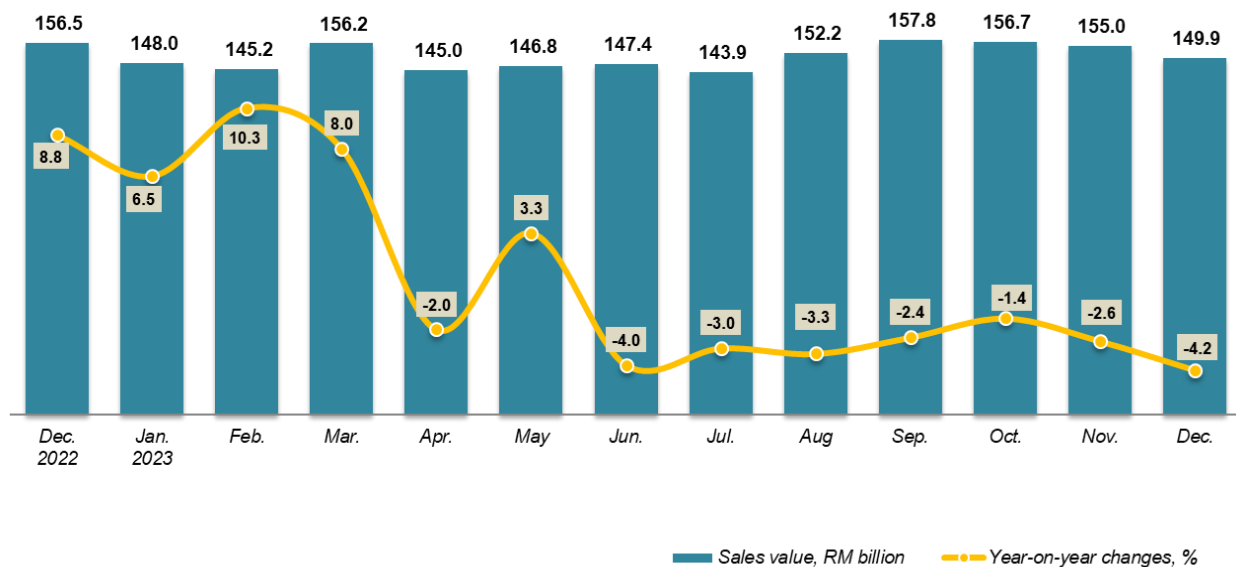
MANUFACTURING SECTOR PERFORMANCE IN DECEMBER 2023

1.0 SALES VALUE OF THE MANUFACTURING SECTOR

The sales value of the Manufacturing sector fell by 4.2 per cent in December 2023 (November 2023: -2.6%), marking the largest decline since May 2020 which was negative 20.4 per cent. As compared to the preceding month, the sales value shrank by 3.3 per cent as against RM155.0 billion recorded in November 2023 while the seasonally adjusted sales value decreased 4.0 per cent.

The decrease was primarily influenced by the continuous decline in the Petroleum, chemical, rubber & plastic products sub-sector since June 2023, registering a negative 13.6 per cent in December 2023 (November 2023: -10.8%). Moreover, the Electrical & electronics products sub-sector dropped by 4.6 per cent (November 2023: -5.3%) while the Food, beverages & tobacco sub-sector slipped by 2.6 per cent (November 2023: 2.0%).

Chart 1: Sales Value of the Manufacturing Sector, December 2022 – December 2023



* Notes:

- This report can be accessed through the web portal of the Department of Statistics, Malaysia (<https://www.dosm.gov.my>) under the section: **Latest Releases**.
- Data for December 2023 is **provisional**. The data will be updated based on the latest available figures and subsequently published in the January 2024 publication.

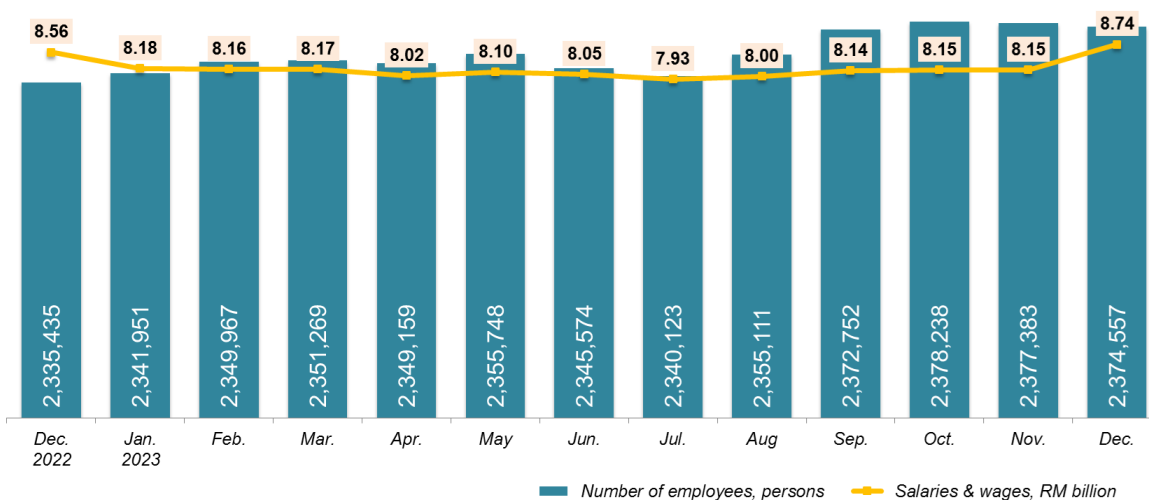
2.0 NUMBER OF EMPLOYEES

There were 2.37 million employees in December 2023, an increase of 1.7 per cent as compared to the 2.34 million persons registered in December 2022. The addition was largely contributed by the Food, beverages & tobacco (5.9%); Non-metallic mineral products, basic metal & fabricated metal products (2.3%); and Wood, furniture, paper products & printing (2.2%) sub-sectors. As compared to the preceding month, the number of employees in this sector declined marginally by 0.1 per cent.

3.0 SALARIES & WAGES

On the same note, the salaries & wages paid in the Manufacturing sector also posted an increase of 2.1 per cent year-on-year, amounting to RM8.7 billion in December 2023. As compared to November 2023, the salaries & wages paid grew by 7.3 per cent as against the slight growth of 0.04 per cent registered in the preceding month.

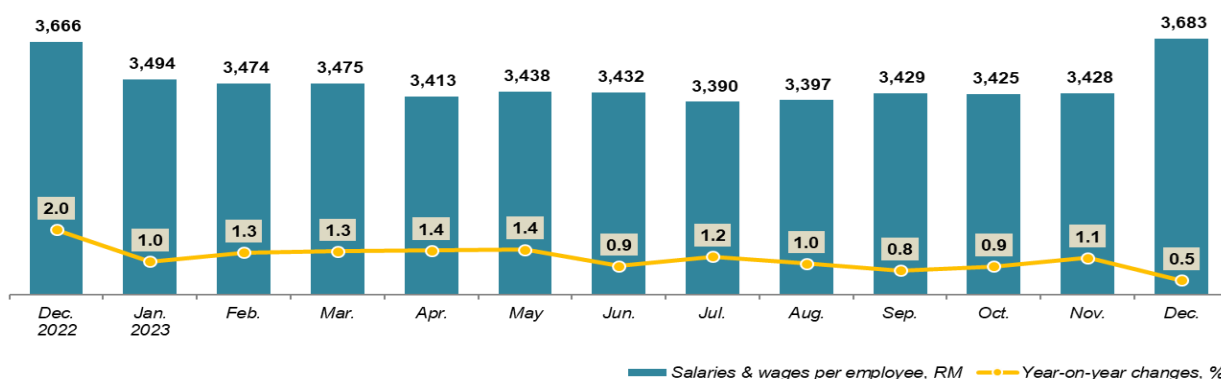
Chart 2: Number of Employees and Salaries & Wages in Manufacturing Sector, December 2022 - December 2023



4.0 AVERAGE SALARIES & WAGES PER EMPLOYEE

The average salaries & wages paid per employee in December 2023 was RM3,683, went up by 0.5 per cent year-on-year (December 2022: RM3,666) as depicted in Chart 3. Meanwhile, average salaries & wages paid per employee increased by 7.4 per cent as compared to the preceding month (November 2023: RM3,428).

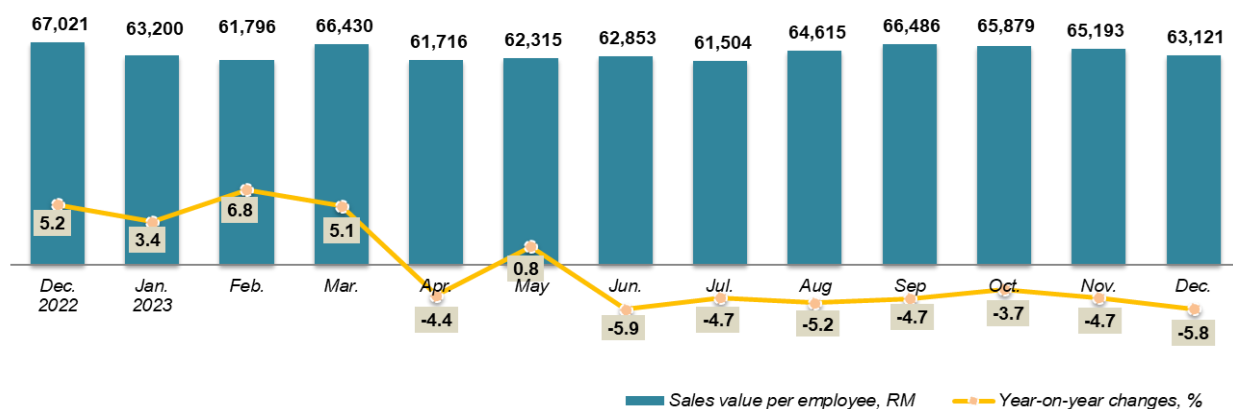
Chart 3: Salaries & Wages per Employee in Manufacturing Sector, December 2022 – December 2023



5.0 SALES VALUE PER EMPLOYEE

The sales value per employee in December 2023 decreased by 5.8 per cent to record RM63,121 as compared to RM67,021 in the same month of the previous year (Chart 4). On the other hand, the average sales value per employee declined 3.2 per cent as compared to November 2023.

Chart 4: Sales Value per Employee in Manufacturing Sector, December 2022 – December 2023



6.0 PERFORMANCE OF FOURTH QUARTER 2023

In the fourth quarter of 2023, the sales value of the Manufacturing sector continued to decelerate for three consecutive quarters, declining by 2.7 per cent year-on-year to reach RM461.5 billion (Q3 2023: -2.9%). The decrease was attributed to the Petroleum, chemical, rubber & plastics products (-11.2%); and Electrical & electronics products (-4.2%) sub-sectors. On the other hand, the number of employees and salaries & wages paid during the quarter slowed down to 1.7 per cent (Q3 2023: 2.4%) and 2.9 per cent (Q3 2023: 3.0%) respectively.

7.0 PERFORMANCE IN 2023

Summarising the overall performance for the year 2023, the sales value of the Manufacturing sector reaching RM1.8 trillion, increased marginally by 0.2 per cent as against 2022 (15.8%). During the year, the number of employees increased by 1.7 per cent to record a total of 2.37 million persons while salaries & wages rose by 3.5 per cent to RM97.8 billion.

Moreover, the sales value per employee registered a decline of 1.5 per cent, amounting to RM759,735. The details as per shown in Table A.

Table A: Sales Value, Number of Employees, Salaries & Wages and Sales Value per Employee, 2022 and 2023

Monthly Manufacturing Statistics	2022	2023	% Change
Sales Value (RM million)	1,800,930.1	1,804,035.1	0.2
Number of Employees	2,335,435	2,374,557	1.7
Salaries & Wages (RM million)	94,528.1	97,789.4	3.5
Sales Value per Employee (RM)	771,133	759,735	-1.5



JADUAL

Tables

Muka surat ini sengaja dibiarkan kosong
This page is deliberately left blank

Jadual 1 : Perangkaan Utama Sektor Pembuatan
Table 1 : Principal Statistics of Manufacturing Sector

Tempoh Period	Nilai Jualan Produk Yang Dibuat Sendiri (Di Kilang) Sales value of own (Ex-factory) (RM Juta/Million)				Bilangan Pekerja Bergaji Pada Akhir Tempoh Number of employees engaged at end of period				Gaji & Upah Yang Dibayar Salaries & wages paid (RM Juta/Million)				
	Data Asal (Original Data)	% YoY	Pelarasan Musim (Seasonally Adjusted)	% MoM	Data Asal (Original Data)	% YoY	Pelarasan Musim (Seasonally Adjusted)	% MoM	Data Asal (Original Data)	% YoY	Pelarasan Musim (Seasonally Adjusted)	% MoM	
2021	1,554,738	15.5			2,259,619	2.7			89,830	3.0			
2022	1,800,930	15.8			2,335,435	3.4			94,528	5.2			
2023	1,804,035	0.2			2,374,557	1.7			97,789	3.5			
2022	Q1	415,298	12.8		2,287,325	2.4			23,513	4.1			
	Q2	443,489	17.4		2,297,905	3.7			23,318	5.2			
	Q3	467,562	22.5		2,316,961	3.8			23,364	6.7			
	Q4	474,582	11.1		2,335,435	3.4			24,332	5.0			
2023	Q1	449,424	8.2		2,351,269	2.8			24,517	4.3			
	Q2	439,208	-1.0		2,345,574	2.1			24,165	3.6			
	Q3	453,856	-2.9		2,372,752	2.4			24,068	3.0			
	Q4	461,548	-2.7		2,374,557	1.7			25,039	2.9			
2022 (Jan. - Dis.)	1,800,930	15.8			2,335,435	3.4			94,528	5.2			
2023 (Jan. - Dis.)	1,804,035	0.2			2,374,557	1.7			97,789	3.5			
2022	Jan.	138,986	13.1	135,764	-1.8	2,274,146	2.2	2,250,916	-0.8	7,865	4.1	7,650	-1.7
	Feb.	131,703	11.2	142,979	5.3	2,275,927	2.1	2,260,870	0.4	7,805	3.9	7,737	1.1
	Mac	144,610	13.9	145,074	1.5	2,287,325	2.4	2,278,552	0.8	7,843	4.4	7,750	0.2
	Apr.	147,942	13.2	150,533	3.8	2,291,470	2.5	2,284,548	0.3	7,715	4.5	7,780	0.4
	Mei	142,043	15.7	148,877	-1.1	2,296,686	2.7	2,291,782	0.3	7,787	5.0	7,876	1.2
	Jun	153,503	23.4	159,199	6.9	2,297,905	3.7	2,307,458	0.7	7,816	6.2	7,932	0.7
	Jul.	148,431	23.8	148,440	-6.8	2,300,906	4.1	2,308,756	0.1	7,709	7.1	7,832	-1.3
	Ogo.	157,436	24.4	155,540	4.8	2,309,353	4.3	2,318,977	0.4	7,771	7.5	7,887	0.7
	Sep.	161,694	19.5	156,509	0.6	2,316,961	3.8	2,322,303	0.1	7,885	5.4	7,948	0.8
	Okt.	158,864	12.9	151,810	-3.0	2,321,179	3.6	2,332,258	0.4	7,881	4.8	7,972	0.3
	Nov.	159,194	11.8	154,921	2.0	2,328,070	3.3	2,336,176	0.2	7,890	4.7	8,033	0.8
	Dis.	156,524	8.8	150,474	-2.9	2,335,435	3.4	2,343,497	0.3	8,562	5.4	8,131	1.2
2023	Jan.	148,010	6.5	144,787	-3.9	2,341,951	3.0	2,317,914	-1.1	8,183	4.0	7,939	-2.4
	Feb.	145,219	10.3	156,489	8.1	2,349,967	3.3	2,334,559	0.7	8,164	4.6	8,056	1.5
	Mac	156,194	8.0	155,778	-0.5	2,351,269	2.8	2,340,713	0.3	8,170	4.2	8,098	0.5
	Apr.	144,981	-2.0	146,680	-5.8	2,349,159	2.5	2,344,025	0.1	8,017	3.9	8,127	0.4
	Mei	146,799	3.3	154,734	5.5	2,355,748	2.6	2,357,728	0.6	8,100	4.0	8,207	1.0
	Jun	147,427	-4.0	151,271	-2.2	2,345,574	2.1	2,358,024	0.0	8,049	3.0	8,169	-0.5
	Jul.	143,926	-3.0	148,761	-1.7	2,340,123	1.7	2,352,829	-0.2	7,932	2.9	8,097	-0.9
	Ogo.	152,175	-3.3	150,632	1.3	2,355,111	2.0	2,367,136	0.6	8,001	3.0	8,147	0.6
	Sep.	157,755	-2.4	152,290	1.1	2,372,752	2.4	2,378,722	0.5	8,135	3.2	8,204	0.7
	Okt.	156,675	-1.4	150,059	-1.5	2,378,238	2.5	2,386,448	0.3	8,146	3.4	8,236	0.4
	Nov.	154,988	-2.6	149,774	-0.2	2,377,383	2.1	2,379,668	-0.3	8,149	3.3	8,269	0.4
	Dis.	149,885	-4.2	143,728	-4.0	2,374,557	1.7	2,374,914	-0.2	8,744	2.1	8,246	-0.3

Jadual **1.1a** : Nilai Jualan Sektor Pembuatan Mengikut Subsektor
 Table : Sales Value of Manufacturing Sector by Sub-sector

Subsektor Sub-sector	2022	2023	2022		
			Q1	Q2	
1. Makanan, minuman dan tembakau <i>Food, beverages and tobacco</i>	320,222	309,508	68,843	85,782	
10 Pembuatan produk makanan <i>Manufacture of food products</i>	304,095	292,444	64,627	81,963	
11 Pembuatan minuman <i>Manufacture of beverages</i>	12,717	13,055	3,198	3,034	
12 Pembuatan produk tembakau <i>Manufacture of tobacco products</i>	3,410	4,010	1,018	785	
2. Tekstil, pakaian, kulit dan kasut <i>Textiles, wearing apparel, leather and footwear</i>	23,642	24,153	6,095	5,679	
13 Pembuatan tekstil <i>Manufacture of textiles</i>	11,652	11,404	2,959	2,900	
14 Pembuatan pakaian <i>Manufacture of wearing apparel</i>	9,352	9,873	2,456	2,211	
15 Pembuatan produk kulit dan barangan berkaitan <i>Manufacture of leather and related products</i>	2,638	2,876	680	568	
3. Produk kayu, perabot, keluaran kertas dan percetakan <i>Wood products, furniture, paper products and printing</i>	84,965	86,146	23,179	19,246	
16 Pembuatan kayu dan produk kayu dan gabus, kecuali perabot; pembuatan bagi artikel jerami dan bahan-bahan anyaman <i>Manufacture of wood and products of wood and cork, except furniture; manufacture of articles of straw and plaiting materials</i>	25,894	24,608	7,805	5,092	
17 Pembuatan kertas dan produk kertas <i>Manufacture of paper and paper products</i>	28,260	29,883	6,810	7,041	
18 Percetakan dan penerbitan semula media rakaman <i>Printing and reproduction of recorded media</i>	13,709	14,526	3,547	3,273	
31 Pembuatan perabot <i>Manufacture of furniture</i>	17,101	17,130	5,017	3,840	
4. Petroleum, kimia, getah dan plastik <i>Petroleum, chemical, rubber and plastic</i>	499,207	469,010	108,256	124,184	
19 Pembuatan kok dan produk petroleum bertapis <i>Manufacture of coke and refined petroleum products</i>	249,901	224,714	45,669	60,286	
20 Pembuatan kimia dan produk kimia <i>Manufacture of chemicals and chemical products</i>	111,585	112,375	29,024	26,612	
21 Pembuatan produk farmaseutikal asas, kimia perubatan dan botani <i>Manufacture of basic pharmaceutical products and pharmaceutical preparations</i>	10,181	10,744	2,412	2,501	
22 Pembuatan produk getah dan plastik <i>Manufacture of rubber and plastics products</i>	127,540	121,177	31,151	34,784	
5. Produk mineral bukan logam, logam asas dan produk logam yang direka <i>Non-metallic mineral products, basic metal and fabricated metal</i>	168,044	179,468	44,454	39,918	
23 Pembuatan produk galian bukan logam lain <i>Manufacture of other non-metallic mineral products</i>	49,285	52,777	13,189	11,820	
24 Pembuatan logam asas <i>Manufacture of basic metals</i>	54,209	56,455	14,558	11,987	
25 Pembuatan produk logam, kecuali mesin dan kelengkapan <i>Manufacture of fabricated metal products, except machinery and equipment</i>	64,550	70,235	16,707	16,111	
6. Produk elektrik dan elektronik <i>Electrical and electronic products</i>	581,527	598,972	135,344	139,578	
26 Pembuatan komputer, produk elektronik dan optikal <i>Manufacture of computer, electronics and optical products</i>	479,757	496,238	112,206	114,312	
27 Pembuatan kelengkapan elektrik <i>Manufacture of electrical equipment</i>	56,049	57,863	12,827	13,461	
28 Pembuatan jentera dan peralatan t.t.t.l. <i>Manufacture of machinery and equipment n.e.c.</i>	45,720	44,872	10,312	11,805	
7. Kelengkapan pengangkutan dan pembuatan lain <i>Transport equipment and other manufactures</i>	123,324	136,778	29,128	29,103	
29 Pembuatan kenderaan bermotor, treler dan semi treler <i>Manufacture of motor vehicles, trailers and semi-trailers</i>	89,220	101,255	20,785	20,710	
30 Pembuatan kelengkapan pengangkutan lain <i>Manufacture of other transport equipment</i>	15,690	16,045	3,833	3,742	
32 Pembuatan lain <i>Other manufacturing</i>	12,668	13,315	2,993	3,406	
33 Pembaikan dan pemasangan jentera dan kelengkapan <i>Repair and installation of machinery and equipment</i>	5,746	6,163	1,517	1,244	
Pembuatan <i>Manufacturing</i>	Jumlah <i>Total</i>	1,800,930	1,804,035	415,298	443,489

		2023		2022		2023	
Q3	Q4	Q1	Q2	Q3	Q4	(Jan. - Dis.)	(Jan. - Dis.)
82,569	83,028	73,072	74,851	78,190	83,395	320,222	309,508
78,651	78,854	68,673	70,724	74,099	78,948	304,095	292,444
3,237	3,248	3,204	3,131	3,284	3,436	12,717	13,055
681	926	1,196	996	807	1,010	3,410	4,010
5,699	6,169	6,152	5,888	5,842	6,271	23,642	24,153
2,845	2,947	2,897	2,866	2,770	2,872	11,652	11,404
2,224	2,462	2,533	2,374	2,391	2,576	9,352	9,873
630	760	723	649	681	823	2,638	2,876
19,955	22,585	23,605	19,571	19,863	23,108	84,965	86,146
5,771	7,227	7,502	4,976	5,353	6,776	25,894	24,608
7,246	7,163	7,561	7,377	7,381	7,564	28,260	29,883
3,216	3,673	3,812	3,452	3,457	3,804	13,709	14,526
3,722	4,522	4,729	3,766	3,671	4,964	17,101	17,130
137,924	128,843	116,905	118,176	119,555	114,375	499,207	469,010
75,616	68,330	55,680	56,542	58,478	54,015	249,901	224,714
27,982	27,967	29,632	26,787	28,168	27,788	111,585	112,375
2,695	2,573	2,702	2,629	2,714	2,698	10,181	10,744
31,632	29,973	28,891	32,218	30,195	29,873	127,540	121,177
39,328	44,345	47,150	42,407	42,162	47,748	168,044	179,468
11,699	12,577	14,105	12,626	12,585	13,461	49,285	52,777
12,496	15,168	15,284	12,417	12,844	15,910	54,209	56,455
15,133	16,600	17,762	17,365	16,733	18,376	64,550	70,235
152,431	154,174	149,095	147,221	154,914	147,743	581,527	598,972
125,955	127,284	124,697	121,532	128,717	121,292	479,757	496,238
14,995	14,766	13,583	14,155	15,645	14,480	56,049	57,863
11,481	12,123	10,815	11,534	10,552	11,971	45,720	44,872
29,656	35,437	33,444	31,093	33,331	38,910	123,324	136,778
21,536	26,188	24,643	22,206	24,909	29,498	89,220	101,255
3,651	4,464	4,077	3,946	3,633	4,390	15,690	16,045
3,174	3,095	3,095	3,555	3,356	3,309	12,668	13,315
1,295	1,689	1,629	1,386	1,433	1,714	5,746	6,163
467,562	474,582	449,424	439,208	453,856	461,548	1,800,930	1,804,035

Jadual **1.1a** : Nilai Jualan Sektor Pembuatan Mengikut Subsektor (samb.)
 Table : Sales Value of Manufacturing Sector by Sub-sector (cont.)

Subsektor Sub-sector	2022								
	Jan.	Feb.	Mac	Apr.	Mei	Jun	Jul.	Ogo.	
1. Makanan, minuman dan tembakau <i>Food, beverages and tobacco</i>	23,842	22,349	22,652	27,949	28,597	29,236	26,431	27,728	
10 Pembuatan produk makanan <i>Manufacture of food products</i>	22,472	20,973	21,181	26,467	27,423	28,073	25,172	26,370	
11 Pembuatan minuman <i>Manufacture of beverages</i>	1,042	1,046	1,110	1,153	936	946	1,043	1,114	
12 Pembuatan produk tembakau <i>Manufacture of tobacco products</i>	327	330	361	329	239	218	216	243	
2. Tekstil, pakaian, kulit dan kasut <i>Textiles, wearing apparel, leather and footwear</i>	2,067	1,991	2,037	1,946	1,850	1,884	1,896	1,908	
13 Pembuatan tekstil <i>Manufacture of textiles</i>	1,012	959	988	963	928	1,009	975	950	
14 Pembuatan pakaian <i>Manufacture of wearing apparel</i>	825	809	822	787	736	689	732	744	
15 Pembuatan produk kulit dan barangan bfrkaitan <i>Manufacture of leather and related products</i>	230	223	227	196	186	186	189	215	
3. Produk kayu, perabot, keluaran kertas dan percetakan <i>Wood products, furniture, paper products and printing</i>	7,922	7,258	8,000	7,205	6,107	5,934	5,992	6,741	
16 Pembuatan kayu dan produk kayu dan gabus, kecuali perabot; pembuatan bagi artikel jerami dan bahan-bahan anyaman <i>Manufacture of wood and products of wood and cork, except furniture; manufacture of articles of straw and plaiting materials</i>	2,679	2,385	2,741	2,135	1,499	1,458	1,465	2,068	
17 Pembuatan kertas dan produk kertas <i>Manufacture of paper and paper products</i>	2,258	2,143	2,409	2,477	2,251	2,312	2,331	2,456	
18 Percetakan dan penerbitan semula media rakaman <i>Printing and reproduction of recorded media</i>	1,223	1,165	1,158	1,159	1,053	1,061	1,072	1,054	
31 Pembuatan perabot <i>Manufacture of furniture</i>	1,761	1,564	1,691	1,433	1,305	1,102	1,123	1,163	
4. Petroleum, kimia, getah dan plastik <i>Petroleum, chemical, rubber and plastic</i>	37,725	32,920	37,610	39,912	39,543	44,730	45,973	46,633	
19 Pembuatan kok dan produk petroleum bfrtapis <i>Manufacture of coke and refined petroleum products</i>	17,255	13,325	15,090	17,952	18,912	23,423	24,989	25,665	
20 Pembuatan kimia dan produk kimia <i>Manufacture of chemicals and chemical products</i>	9,640	9,437	9,947	8,803	8,684	9,126	9,132	9,704	
21 Pembuatan produk farmaseutikal asas, kimia perubatan dan botani <i>Manufacture of basic pharmaceutical products and pharmaceutical preparations</i>	819	764	829	834	752	915	888	893	
22 Pembuatan produk getah dan plastik <i>Manufacture of rubber and plastics products</i>	10,012	9,395	11,744	12,322	11,195	11,266	10,964	10,371	
5. Produk mineral bukan logam, logam asas dan produk logam yang direka <i>Non-metallic mineral products, basic metal and fabricated metal</i>	15,328	14,309	14,816	14,454	12,833	12,631	12,285	13,172	
23 Pembuatan produk galian bukan logam lain <i>Manufacture of other non-metallic mineral products</i>	4,425	4,263	4,501	4,187	3,792	3,842	3,908	3,955	
24 Pembuatan logam asas <i>Manufacture of basic metals</i>	5,005	4,695	4,858	4,648	3,860	3,479	3,348	4,154	
25 Pembuatan produk logam, kecuali mesin dan kelengkapan <i>Manufacture of fabricated metal products, except machinery and equipment</i>	5,899	5,351	5,457	5,619	5,182	5,310	5,028	5,063	
6. Produk elektrik dan elektronik <i>Electrical and electronic products</i>	42,314	43,785	49,245	46,114	43,761	49,702	46,422	51,511	
26 Pembuatan komputer, produk elektronik dan optikal <i>Manufacture of computer, electronics and optical products</i>	34,327	36,431	41,448	37,516	35,887	40,908	38,080	42,451	
27 Pembuatan kelengkapan elektrik <i>Manufacture of electrical equipment</i>	4,383	4,018	4,426	4,552	4,206	4,704	4,696	5,109	
28 Pembuatan jentera dan peralatan t.t.t.l. <i>Manufacture of machinery and equipment n.e.c.</i>	3,605	3,336	3,372	4,046	3,668	4,091	3,647	3,951	
7. Kelengkapan pengangkutan dan pembuatan lain <i>Transport equipment and other manufactures</i>	9,788	9,091	10,250	10,363	9,353	9,387	9,433	9,743	
29 Pembuatan kenderaan bfrmotor, treler dan semi treler <i>Manufacture of motor vehicles, trailers and semi-trailers</i>	6,931	6,520	7,334	7,258	6,715	6,737	6,904	7,101	
30 Pembuatan kelengkapan pengangkutan lain <i>Manufacture of other transport equipment</i>	1,299	1,167	1,366	1,425	1,122	1,195	1,174	1,189	
32 Pembuatan lain <i>Other manufacturing</i>	1,047	960	986	1,154	1,158	1,095	988	1,049	
33 Pembaikan dan pemasangan jentera dan kelengkapan <i>Repair and installation of machinery and equipment</i>	511	443	563	526	358	360	367	404	
Pembuatan Manufacturing	Jumlah Total	138,986	131,703	144,610	147,942	142,043	153,503	148,431	157,436

2023															
Sep.	Okt.	Nov.	Dis.	Jan.	Feb.	Mac	Apr.	Mei	Jun	Jul.	Ogo.	Sep.	Okt.	Nov.	Dis.
28,410	27,863	27,247	27,918	24,911	24,273	23,888	24,399	25,494	24,959	24,379	25,890	27,921	28,425	27,792	27,178
27,109	26,423	25,848	26,583	23,470	22,881	22,322	22,922	24,070	23,733	23,056	24,481	26,563	26,844	26,336	25,768
1,080	1,140	1,076	1,032	1,047	1,043	1,114	1,118	1,049	964	1,065	1,124	1,095	1,231	1,117	1,089
222	301	323	303	394	349	452	359	376	262	258	286	263	350	338	322
1,895	1,965	2,083	2,122	2,068	2,018	2,066	1,966	1,997	1,926	1,944	1,951	1,947	2,037	2,149	2,085
920	947	983	1,017	984	938	975	945	969	952	925	941	905	937	968	966
748	770	834	858	840	847	846	798	806	770	810	781	799	832	893	851
227	247	266	247	245	233	245	223	221	204	209	229	243	268	288	268
7,222	7,320	7,636	7,629	7,747	7,716	8,142	7,112	6,592	5,867	5,958	6,734	7,171	7,554	7,831	7,722
2,238	2,364	2,417	2,446	2,480	2,415	2,607	2,027	1,611	1,338	1,352	1,924	2,077	2,311	2,261	2,204
2,459	2,442	2,350	2,372	2,418	2,505	2,639	2,584	2,437	2,356	2,354	2,495	2,533	2,531	2,534	2,499
1,090	1,070	1,323	1,280	1,262	1,284	1,266	1,189	1,132	1,131	1,143	1,148	1,165	1,151	1,341	1,312
1,436	1,444	1,547	1,531	1,587	1,512	1,630	1,312	1,411	1,042	1,109	1,166	1,396	1,561	1,696	1,707
45,318	44,279	43,441	41,123	41,517	35,956	39,432	38,663	40,314	39,198	38,930	40,885	39,739	40,065	38,765	35,545
24,961	24,433	23,259	20,637	21,738	16,662	17,279	18,063	19,413	19,065	18,598	20,301	19,579	19,927	18,597	15,490
9,146	8,766	9,344	9,857	9,802	9,627	10,203	8,726	9,101	8,960	9,069	9,840	9,258	9,079	9,298	9,412
914	879	860	834	875	885	942	898	821	910	885	905	925	933	871	894
10,296	10,202	9,977	9,794	9,101	8,782	11,008	10,976	10,979	10,263	10,378	9,840	9,977	10,126	9,998	9,749
13,871	14,185	14,728	15,432	15,584	15,563	16,003	15,047	13,943	13,417	13,038	14,005	15,119	15,176	15,999	16,572
3,836	3,830	4,285	4,462	4,587	4,675	4,843	4,381	4,131	4,114	4,137	4,233	4,214	4,113	4,614	4,734
4,994	5,054	5,040	5,075	4,942	5,048	5,293	4,737	4,081	3,599	3,384	4,179	5,281	5,273	5,373	5,264
5,041	5,301	5,404	5,896	6,055	5,840	5,867	5,930	5,731	5,704	5,518	5,592	5,623	5,790	6,013	6,574
54,497	52,549	51,466	50,160	45,026	49,203	54,866	47,937	47,443	51,840	48,627	51,810	54,477	51,155	48,728	47,860
45,424	43,597	42,630	41,058	36,749	41,275	46,672	39,465	38,922	43,145	40,395	42,924	45,398	42,391	39,807	39,094
5,190	5,059	4,832	4,875	4,583	4,401	4,598	4,595	4,653	4,907	4,910	5,319	5,416	5,003	4,817	4,661
3,883	3,893	4,003	4,227	3,693	3,527	3,595	3,877	3,868	3,789	3,322	3,567	3,663	3,762	4,104	4,105
10,481	10,703	12,592	12,142	11,158	10,489	11,797	9,856	11,016	10,220	11,050	10,901	11,380	12,263	13,724	12,923
7,532	7,646	9,421	9,122	8,243	7,701	8,699	6,654	8,107	7,444	8,425	8,168	8,316	9,155	10,488	9,855
1,288	1,519	1,513	1,432	1,324	1,264	1,489	1,461	1,243	1,242	1,172	1,183	1,278	1,458	1,518	1,414
1,137	998	1,064	1,033	1,061	1,012	1,021	1,164	1,264	1,128	1,047	1,101	1,208	1,092	1,119	1,097
524	541	594	554	530	511	589	578	402	406	407	449	578	557	599	557
161,694	158,864	159,194	156,524	148,010	145,219	156,194	144,981	146,799	147,427	143,926	152,175	157,755	156,675	154,988	149,885

Jadual **1.1b** : Nilai Jualan Sektor Pembuatan Mengikut Subsektor: Perubahan Peratusan Tahunan
 Table **1.1b** : Sales Value of Manufacturing Sector by Sub-sector: Annual Percentage Change

Subsektor Sub-sector	2022		2022				2023				2022	2023	
	2022	2023	Q1	Q2	Q3	Q4	Q1	Q2	Q3	Q4	(Jan. - Dis.)	(Jan. - Dis.)	
1. Makanan, minuman dan tembakau <i>Food, beverages and tobacco</i>	12.8	-3.3	16.3	16.5	13.0	6.5	6.1	-12.7	-5.3	0.4	12.8	-3.3	
10 Pembuatan produk makanan <i>Manufacture of food products</i>	12.5	-3.8	17.0	15.9	11.5	6.8	6.3	-13.7	-5.8	0.1	12.5	-3.8	
11 Pembuatan minuman <i>Manufacture of beverages</i>	19.6	2.7	6.3	30.5	42.2	7.6	0.2	3.2	1.4	5.8	19.6	2.7	
12 Pembuatan produk tembakau <i>Manufacture of tobacco products</i>	16.0	17.6	4.7	32.1	155.9	-16.4	17.4	27.0	18.6	9.0	16.0	17.6	
2. Tekstil, pakaian, kulit dan kasut <i>Textiles, wearing apparel, leather and footwear</i>	7.7	2.2	8.0	9.2	12.9	1.7	0.9	3.7	2.5	1.6	7.7	2.2	
13 Pembuatan tekstil <i>Manufacture of textiles</i>	8.6	-2.1	14.1	8.3	11.9	1.2	-2.1	-1.2	-2.7	-2.6	8.6	-2.1	
14 Pembuatan pakaian <i>Manufacture of wearing apparel</i>	3.5	5.6	2.7	7.5	6.1	-1.2	3.1	7.4	7.5	4.6	3.5	5.6	
15 Pembuatan produk kulit dan barangan berkaitan <i>Manufacture of leather and related products</i>	20.5	9.0	3.6	22.6	54.5	14.8	6.4	14.2	8.2	8.3	20.5	9.0	
3. Produk kayu, perabot, keluaran kertas dan percetakan <i>Wood products, furniture, paper products and printing</i>	11.1	1.4	10.1	16.9	19.0	1.7	1.8	1.7	-0.5	2.3	11.1	1.4	
16 Pembuatan kayu dan produk kayu dan gabus, kecuali perabot; pembuatan bagi artikel jerami dan bahan-bahan anyaman <i>Manufacture of wood and products of wood and cork, except furniture; manufacture of articles of straw and plaiting materials</i>	12.4	-5.0	13.4	22.3	22.6	-0.6	-3.9	-2.3	-7.2	-6.2	12.4	-5.0	
17 Pembuatan kertas dan produk kertas <i>Manufacture of paper and paper products</i>	9.6	5.7	10.2	10.3	11.9	6.1	11.0	4.8	1.9	5.6	9.6	5.7	
18 Percetakan dan penerbitan semula media rakaman <i>Printing and reproduction of recorded media</i>	13.3	6.0	7.8	22.0	18.8	7.5	7.5	5.5	7.5	3.6	13.3	6.0	
31 Pembuatan perabot <i>Manufacture of furniture</i>	9.8	0.2	6.7	18.9	29.4	-5.2	-5.7	-1.9	-1.4	9.8	9.8	0.2	
4. Petroleum, kimia, getah dan plastik <i>Petroleum, chemical, rubber and plastic</i>	15.5	-6.0	9.7	11.1	24.4	16.2	8.0	-4.8	-13.3	-11.2	15.5	-6.0	
19 Pembuatan kok dan produk petroleum bertapis <i>Manufacture of coke and refined petroleum products</i>	42.3	-10.1	36.3	36.3	57.2	37.4	21.9	-6.2	-22.7	-21.0	42.3	-10.1	
20 Pembuatan kimia dan produk kimia <i>Manufacture of chemicals and chemical products</i>	9.0	0.7	10.0	14.9	9.4	2.9	2.1	0.7	0.7	-0.6	9.0	0.7	
21 Pembuatan produk farmaseutikal asas, kimia perubatan dan botani <i>Manufacture of basic pharmaceutical products and pharmaceutical preparations</i>	10.8	5.5	13.9	10.7	12.1	7.1	12.0	5.1	0.7	4.9	10.8	5.5	
22 Pembuatan produk getah dan plastik <i>Manufacture of rubber and plastics products</i>	-12.1	-5.0	-15.0	-17.4	-9.1	-5.0	-7.3	-7.4	-4.5	-0.3	-12.1	-5.0	
5. Produk mineral bukan logam, logam asas dan produk logam yang direka <i>Non-metallic mineral products, basic metal and fabricated metal</i>	12.5	6.8	8.4	18.5	23.1	3.9	6.1	6.2	7.2	7.7	12.5	6.8	
23 Pembuatan produk galian bukan logam lain <i>Manufacture of other non-metallic mineral products</i>	15.2	7.1	6.9	20.6	33.5	6.0	6.9	6.8	7.6	7.0	15.2	7.1	
24 Pembuatan logam asas <i>Manufacture of basic metals</i>	9.4	4.1	10.3	16.4	11.2	2.2	5.0	3.6	2.8	4.9	9.4	4.1	
25 Pembuatan produk logam, kecuali mesin dan kelengkapan <i>Manufacture of fabricated metal products, except machinery and equipment</i>	13.2	8.8	8.0	18.6	26.6	3.8	6.3	7.8	10.6	10.7	13.2	8.8	
6. Produk elektrik dan elektronik <i>Electrical and electronic products</i>	20.3	3.0	17.6	24.2	25.5	14.8	10.2	5.5	1.6	-4.2	20.3	3.0	
26 Pembuatan komputer, produk elektronik dan optikal <i>Manufacture of computer, electronics and optical products</i>	22.4	3.4	18.2	27.9	28.0	16.6	11.1	6.3	2.2	-4.7	22.4	3.4	
27 Pembuatan kelengkapan elektrik <i>Manufacture of electrical equipment</i>	15.6	3.2	20.2	15.1	21.1	7.4	5.9	5.2	4.3	-1.9	15.6	3.2	
28 Pembuatan jentera dan peralatan t.t.t.l. <i>Manufacture of machinery and equipment n.e.c.</i>	6.9	-1.9	9.3	4.6	7.7	6.3	4.9	-2.3	-8.1	-1.3	6.9	-1.9	
7. Kelengkapan pengangkutan dan pembuatan lain <i>Transport equipment and other manufactures</i>	14.5	10.9	5.5	18.2	31.1	7.9	14.8	6.8	12.4	9.8	14.5	10.9	
29 Pembuatan kenderaan bermotor, treler dan semi treler <i>Manufacture of motor vehicles, trailers and semi-trailers</i>	15.3	13.5	6.3	20.0	32.1	7.9	18.6	7.2	15.7	12.6	15.3	13.5	
30 Pembuatan kelengkapan pengangkutan lain <i>Manufacture of other transport equipment</i>	11.3	2.3	2.6	13.6	21.2	9.9	6.4	5.4	-0.5	-1.7	11.3	2.3	
32 Pembuatan lain <i>Other manufacturing</i>	16.3	5.1	3.8	15.8	48.3	5.6	3.4	4.4	5.7	6.9	16.3	5.1	
33 Pembaikan dan pemasangan jentera dan kelengkapan <i>Repair and installation of machinery and equipment</i>	7.9	7.3	6.1	10.1	10.2	6.2	7.4	11.5	10.6	1.4	7.9	7.3	
Pembuatan Manufacturing	Jumlah Total	15.8	0.2	12.8	17.4	22.5	11.1	8.2	-1.0	-2.9	-2.7	15.8	0.2

(%)

2022												2023											
Jan.	Feb.	Mac	Apr.	Mei	Jun	Jul.	Ogo.	Sep.	Okt.	Nov.	Dis.	Jan.	Feb.	Mac	Apr.	Mei	Jun	Jul.	Ogo.	Sep.	Okt.	Nov.	Dis.
20.6	13.8	14.4	14.9	20.3	14.3	14.4	18.4	7.1	4.6	4.7	10.3	4.5	8.6	5.5	-12.7	-10.9	-14.6	-7.8	-6.6	-1.7	2.0	2.0	-2.6
21.7	14.2	15.1	14.9	20.8	12.3	12.1	16.8	6.4	4.9	4.6	11.0	4.4	9.1	5.4	-13.4	-12.2	-15.5	-8.4	-7.2	-2.0	1.6	1.9	-3.1
6.4	6.6	5.8	14.8	13.9	89.4	80.6	40.9	18.9	6.8	10.4	5.7	0.5	-0.3	0.3	-3.0	12.1	1.9	2.1	0.9	1.5	8.0	3.8	5.5
2.3	9.6	2.6	15.6	0.5	200.5	179.5	353.6	63.9	-23.6	-2.1	-21.2	20.6	5.7	25.3	9.1	57.6	20.4	19.5	17.6	18.7	16.5	4.7	6.3
8.4	7.7	8.0	8.3	7.7	11.8	15.4	13.8	9.7	0.8	2.7	1.5	0.1	1.4	1.4	1.1	7.9	2.2	2.6	2.2	2.8	3.7	3.2	-1.7
17.9	14.8	9.7	9.2	7.7	8.0	13.6	13.4	8.9	3.0	0.2	0.4	-2.8	-2.2	-1.3	-1.9	4.4	-5.6	-5.1	-1.0	-1.7	-1.0	-1.5	-5.1
0.1	1.1	7.3	7.7	7.3	7.5	7.6	6.0	4.7	-5.8	1.3	0.8	1.7	4.7	2.9	1.4	9.6	11.8	10.7	5.0	6.9	8.0	7.1	-0.8
2.4	5.1	3.4	6.4	9.6	69.9	82.8	56.7	35.3	16.9	18.6	9.0	6.5	4.8	7.8	14.1	19.1	9.4	10.7	6.7	7.4	8.3	8.0	8.5
13.1	8.1	9.0	13.1	11.9	28.1	33.9	15.4	12.0	4.6	0.4	0.3	-2.2	6.3	1.8	-1.3	7.9	-1.1	-0.6	-0.1	-0.7	3.2	2.6	1.2
16.8	9.6	13.6	13.4	18.5	43.5	44.9	18.6	14.6	5.8	-2.0	-4.9	-7.4	1.2	-4.9	-5.1	7.5	-8.2	-7.8	-6.9	-7.2	-2.2	-6.4	-9.9
16.0	9.1	6.2	11.5	8.3	11.0	13.8	11.9	10.1	6.9	2.8	8.8	7.0	16.9	9.5	4.3	8.3	1.9	1.0	1.6	3.0	3.7	7.8	5.4
7.7	6.8	8.9	9.2	12.7	54.5	33.8	12.7	12.2	8.9	9.4	4.5	3.2	10.2	9.3	2.6	7.6	6.5	6.7	8.9	6.9	7.6	1.4	2.5
8.0	5.8	6.2	18.8	10.8	30.2	82.8	20.2	11.0	-3.3	-6.0	-6.2	-9.9	-3.3	-3.6	-8.4	8.1	-5.4	-1.3	0.3	-2.8	8.1	9.6	11.5
15.7	7.4	6.3	6.7	7.7	18.8	19.1	27.2	27.2	23.8	15.0	10.3	10.1	9.2	4.8	-3.1	2.0	-12.4	-15.3	-12.3	-12.3	-9.5	-10.8	-13.6
46.2	26.0	35.5	23.2	26.5	59.2	51.8	59.6	60.6	56.0	32.1	25.4	26.0	25.0	14.5	0.6	2.7	-18.6	-25.6	-20.9	-21.6	-18.4	-20.0	-24.9
10.8	10.1	9.1	18.7	17.3	9.4	9.9	10.1	8.1	2.4	5.3	1.1	1.7	2.0	2.6	-0.9	4.8	-1.8	-0.7	1.4	1.2	3.6	-0.5	-4.5
24.0	9.1	9.6	15.4	8.3	8.5	15.9	11.7	8.9	7.4	6.7	7.2	6.9	15.8	13.6	7.7	9.1	-0.5	-0.3	1.3	1.1	6.1	1.3	7.2
-12.6	-13.0	-18.3	-16.1	-18.1	-18.0	-16.0	-5.3	-4.5	-4.8	-5.0	-5.1	-9.1	-6.5	-6.3	-10.9	-1.9	-8.9	-5.3	-5.1	-3.1	-0.7	0.2	-0.5
8.0	8.2	9.1	9.3	10.2	43.2	44.2	22.3	9.5	4.5	3.1	3.9	1.7	8.8	8.0	4.1	8.7	6.2	6.1	6.3	9.0	7.0	8.6	7.4
4.8	7.4	8.5	12.9	11.0	43.5	46.8	34.3	21.5	7.6	5.2	5.4	3.7	9.7	7.6	4.6	9.0	7.1	5.9	7.1	9.9	7.4	7.7	6.1
9.7	9.5	11.8	10.3	13.0	30.6	34.6	7.3	2.4	2.7	2.2	1.7	-1.3	7.5	9.0	1.9	5.7	3.5	1.1	0.6	5.8	4.3	6.6	3.7
9.0	7.6	7.3	6.1	7.7	52.5	49.2	28.2	8.8	4.1	2.4	4.8	2.6	9.1	7.5	5.5	10.6	7.4	9.7	10.4	11.5	9.2	11.3	11.5
10.6	16.2	25.9	22.4	24.9	25.4	26.1	25.8	24.7	16.6	19.0	9.1	6.4	12.4	11.4	4.0	8.4	4.3	4.7	0.6	-0.04	-2.7	-5.3	-4.6
9.2	16.7	28.3	25.6	28.9	29.3	26.9	29.1	27.8	18.9	22.1	9.3	7.1	13.3	12.6	5.2	8.5	5.5	6.1	1.1	-0.1	-2.8	-6.6	-4.8
17.2	19.5	24.1	15.7	14.7	15.0	25.2	19.6	19.0	10.3	7.1	4.9	4.6	9.5	3.9	1.0	10.6	4.3	4.6	4.1	4.4	-1.1	-0.3	-4.4
16.6	7.3	4.4	4.5	4.4	4.8	18.9	4.1	2.3	2.0	5.0	11.9	2.5	5.7	6.6	-4.2	5.5	-7.4	-8.9	-9.7	-5.7	-3.4	2.5	-2.9
7.3	5.2	4.2	5.1	11.3	47.5	39.4	34.7	21.6	0.5	10.2	12.7	14.0	15.4	15.1	-4.9	17.8	8.9	17.2	11.9	8.6	14.6	9.0	6.4
8.4	5.7	4.9	5.3	11.6	54.7	38.7	37.0	22.7	-3.2	11.4	15.3	18.9	18.1	18.6	-8.3	20.7	10.5	22.0	15.0	10.4	19.7	11.3	8.0
2.7	3.4	2.0	6.6	12.8	24.0	35.6	15.3	15.6	16.6	7.0	6.5	1.8	8.3	9.0	2.5	10.8	3.9	-0.2	-0.5	-0.7	-4.0	0.3	-1.2
4.9	5.6	0.8	0.5	8.5	50.7	66.5	60.0	27.6	6.0	7.4	3.4	1.4	5.4	3.5	0.9	9.2	3.0	6.0	5.0	6.2	9.5	5.2	6.2
9.6	2.4	6.1	9.4	9.0	12.3	10.5	10.3	9.8	6.8	5.1	6.7	3.7	15.4	4.5	9.8	12.4	12.9	10.8	11.0	10.2	3.0	0.8	0.5
13.1	11.2	13.9	13.2	15.7	23.4	23.8	24.4	19.5	12.9	11.8	8.8	6.5	10.3	8.0	-2.0	3.3	-4.0	-3.0	-3.3	-2.4	-1.4	-2.6	-4.2

Jadual **1.1c** : Nilai Jualan Sektor Pembuatan Mengikut Subsektor: Perubahan Peratusan Bulanan/Suku Tahunan
 Table **1.1c** : Sales Value of Manufacturing Sector by Sub-sector: Monthly/Quarterly Percentage Change

Subsektor Sub-sector	2022				2023				2022				
	Q1	Q2	Q3	Q4	Q1	Q2	Q3	Q4	Jan.	Feb.	Mac		
1. Makanan, minuman dan tembakau <i>Food, beverages and tobacco</i>	-11.7	24.6	-3.7	0.6	-12.0	2.4	4.5	6.7	-5.8	-6.3	1.4		
10 Pembuatan produk makanan <i>Manufacture of food products</i>	-12.5	26.8	-4.0	0.3	-12.9	3.0	4.8	6.5	-6.2	-6.7	1.0		
11 Pembuatan minuman <i>Manufacture of beverages</i>	5.9	-5.1	6.7	0.3	-1.4	-2.3	4.9	4.7	6.7	0.3	6.1		
12 Pembuatan produk tembakau <i>Manufacture of tobacco products</i>	-8.1	-22.9	-13.2	36.0	29.1	-16.7	-19.0	25.1	-14.9	1.0	9.4		
2. Tekstil, pakaian, kulit dan kasut <i>Textiles, wearing apparel, leather and footwear</i>	0.4	-6.8	0.3	8.3	-0.3	-4.3	-0.8	7.3	-1.1	-3.7	2.3		
13 Pembuatan tekstil <i>Manufacture of textiles</i>	1.6	-2.0	-1.9	3.6	-1.7	-1.1	-3.3	3.7	-0.1	-5.2	3.0		
14 Pembuatan pakaian <i>Manufacture of wearing apparel</i>	-1.5	-10.0	0.6	10.7	2.9	-6.3	0.7	7.8	-3.1	-2.0	1.5		
15 Pembuatan produk kulit dan barangan berkaitan <i>Manufacture of leather and related products</i>	2.6	-16.5	10.9	20.7	-4.9	-10.3	5.0	20.8	1.5	-3.0	2.0		
3. Produk kayu, perabot, keluaran kertas dan percetakan <i>Wood products, furniture, paper products and printing</i>	4.4	-17.0	3.7	13.2	4.5	-17.1	1.5	16.3	4.1	-8.4	10.2		
16 Pembuatan kayu dan produk kayu dan gabus, kecuali perabot; pembuatan bagi artikel jerami dan bahan-bahan anyaman <i>Manufacture of wood and products of wood and cork, except furniture; manufacture of articles of straw and plaiting materials</i>	7.3	-34.8	13.3	25.2	3.8	-33.7	7.6	26.6	4.2	-11.0	14.9		
17 Pembuatan kertas dan produk kertas <i>Manufacture of paper and paper products</i>	0.9	3.4	2.9	-1.1	5.6	-2.4	0.1	2.5	3.6	-5.1	12.4		
18 Percetakan dan penerbitan semula media rakaman <i>Printing and reproduction of recorded media</i>	3.8	-7.7	-1.8	14.2	3.8	-9.4	0.1	10.0	-0.1	-4.7	-0.6		
31 Pembuatan perabot <i>Manufacture of furniture</i>	5.1	-23.5	-3.1	21.5	4.6	-20.4	-2.5	35.2	7.9	-11.2	8.1		
4. Petroleum, kimia, getah dan plastik <i>Petroleum, chemical, rubber and plastic</i>	-2.3	14.7	11.1	-6.6	-9.3	1.1	1.2	-4.3	1.1	-12.7	14.2		
19 Pembuatan kok dan produk petroleum bertapis <i>Manufacture of coke and refined petroleum products</i>	-8.2	32.0	25.4	-9.6	-18.5	1.5	3.4	-7.6	4.9	-22.8	13.2		
20 Pembuatan kimia dan produk kimia <i>Manufacture of chemicals and chemical products</i>	6.7	-8.3	5.1	-0.1	6.0	-9.6	5.2	-1.3	-1.1	-2.1	5.4		
21 Pembuatan produk farmaseutikal asas, kimia perubatan dan botani <i>Manufacture of basic pharmaceutical products and pharmaceutical preparations</i>	0.4	3.7	7.7	-4.5	5.0	-2.7	3.2	-0.6	5.3	-6.7	8.5		
22 Pembuatan produk getah dan plastik <i>Manufacture of rubber and plastics products</i>	-1.2	11.7	-9.1	-5.2	-3.6	11.5	-6.3	-1.1	-3.0	-6.2	25.0		
5. Produk mineral bukan logam, logam asas dan produk logam yang direka <i>Non-metallic mineral products, basic metal and fabricated metal</i>	4.1	-10.2	-1.5	12.8	6.3	-10.1	-0.6	13.2	3.2	-6.6	3.5		
23 Pembuatan produk galian bukan logam lain <i>Manufacture of other non-metallic mineral products</i>	11.1	-10.4	-1.0	7.5	12.2	-10.5	-0.3	7.0	4.5	-3.6	5.6		
24 Pembuatan logam asas <i>Manufacture of basic metals</i>	-1.9	-17.7	4.3	21.4	0.8	-18.8	3.4	23.9	0.3	-6.2	3.5		
25 Pembuatan produk logam, kecuali mesin dan kelengkapan <i>Manufacture of fabricated metal products, except machinery and equipment</i>	4.5	-3.6	-6.1	9.7	7.0	-2.2	-3.6	9.8	4.8	-9.3	2.0		
6. Produk elektrik dan elektronik <i>Electrical and electronic products</i>	0.8	3.1	9.2	1.1	-3.3	-1.3	5.2	-4.6	-8.0	3.5	12.5		
26 Pembuatan komputer, produk elektronik dan optikal <i>Manufacture of computer, electronics and optical products</i>	2.8	1.9	10.2	1.1	-2.0	-2.5	5.9	-5.8	-8.6	6.1	13.8		
27 Pembuatan kelengkapan elektrik <i>Manufacture of electrical equipment</i>	-6.7	4.9	11.4	-1.5	-8.0	4.2	10.5	-7.4	-5.7	-8.3	10.1		
28 Pembuatan jentera dan peralatan t.t.t.l. <i>Manufacture of machinery and equipment n.e.c.</i>	-9.6	14.5	-2.7	5.6	-10.8	6.6	-8.5	13.4	-4.6	-7.5	1.1		
7. Kelengkapan pengangkutan dan pembuatan lain <i>Transport equipment and other manufactures</i>	-11.3	-0.1	1.9	19.5	-5.6	-7.0	7.2	16.7	-9.1	-7.1	12.7		
29 Pembuatan kenderaan bermotor, treler dan semi treler <i>Manufacture of motor vehicles, trailers and semi-trailers</i>	-14.4	-0.4	4.0	21.6	-5.9	-9.9	12.2	18.4	-12.4	-5.9	12.5		
30 Pembuatan kelengkapan pengangkutan lain <i>Manufacture of other transport equipment</i>	-5.6	-2.4	-2.5	22.3	-8.7	-3.2	-7.9	20.8	-3.3	-10.2	17.0		
32 Pembuatan lain <i>Other manufacturing</i>	2.1	13.8	-6.8	-2.5	-0.01	14.9	-5.6	-1.4	4.8	-8.3	2.7		
33 Pembaikan dan pemasangan jentera dan kelengkapan <i>Repair and installation of machinery and equipment</i>	-4.6	-18.0	4.1	30.4	-3.6	-14.9	3.4	19.6	-1.7	-13.3	27.1		
Pembuatan <i>Manufacturing</i>	Jumlah	Total	-2.7	6.8	5.4	1.5	-5.3	-2.3	3.3	1.7	-3.4	-5.2	9.8

(%)

2023

Apr.	Mei	Jun	Jul.	Ogo.	Sep.	Okt.	Nov.	Dis.	Jan.	Feb.	Mac	Apr.	Mei	Jun	Jul.	Ogo.	Sep.	Okt.	Nov.	Dis.
23.4	2.3	2.2	-9.6	4.9	2.5	-1.9	-2.2	2.5	-10.8	-2.6	-1.6	2.1	4.5	-2.1	-2.3	6.2	7.8	1.8	-2.2	-2.2
25.0	3.6	2.4	-10.3	4.8	2.8	-2.5	-2.2	2.8	-11.7	-2.5	-2.4	2.7	5.0	-1.4	-2.9	6.2	8.5	1.1	-1.9	-2.2
3.9	-18.9	1.1	10.3	6.8	-3.1	5.6	-5.6	-4.1	1.5	-0.4	6.8	0.4	-6.3	-8.0	10.4	5.5	-2.5	12.4	-9.3	-2.5
-9.0	-27.4	-8.8	-0.7	12.7	-9.0	35.7	7.5	-6.3	30.3	-11.5	29.7	-20.7	4.9	-30.3	-1.5	11.0	-8.2	33.2	-3.4	-4.9
-4.5	-4.9	1.8	0.6	0.7	-0.7	3.7	6.0	1.9	-2.5	-2.4	2.4	-4.8	1.5	-3.6	1.0	0.3	-0.2	4.6	5.5	-3.0
-2.5	-3.6	8.7	-3.4	-2.5	-3.1	2.9	3.8	3.5	-3.3	-4.7	4.0	-3.1	2.5	-1.8	-2.9	1.7	-3.8	3.6	3.3	-0.3
-4.3	-6.5	-6.4	6.3	1.6	0.6	2.9	8.2	2.9	-2.1	0.9	-0.2	-5.7	1.1	-4.5	5.3	-3.6	2.4	4.0	7.4	-4.7
-13.9	-5.1	0.3	1.3	13.7	5.6	9.2	7.7	-7.4	-0.8	-4.6	5.0	-8.8	-0.9	-7.9	2.5	9.6	6.2	10.1	7.4	-7.0
-9.9	-15.2	-2.8	1.0	12.5	7.1	1.4	4.3	-0.1	1.5	-0.4	5.5	-12.6	-7.3	-11.0	1.5	13.0	6.5	5.3	3.7	-1.4
-22.1	-29.8	-2.7	0.5	41.1	8.2	5.6	2.2	1.2	1.4	-2.6	8.0	-22.3	-20.5	-17.0	1.0	42.3	7.9	11.2	-2.1	-2.5
2.8	-9.1	2.7	0.8	5.4	0.1	-0.7	-3.8	1.0	1.9	3.6	5.3	-2.1	-5.7	-3.3	-0.1	6.0	1.5	-0.1	0.1	-1.4
0.1	-9.2	0.8	1.0	-1.7	3.4	-1.8	23.6	-3.3	-1.4	1.7	-1.4	-6.1	-4.8	-0.1	1.1	0.4	1.5	-1.2	16.5	-2.2
-15.3	-9.0	-15.5	1.9	3.6	23.5	0.6	7.1	-1.0	3.6	-4.7	7.8	-19.5	7.5	-26.1	6.4	5.2	19.7	11.9	8.6	0.7
6.1	-0.9	13.1	2.8	1.4	-2.8	-2.3	-1.9	-5.3	1.0	-13.4	9.7	-1.9	4.3	-2.8	-0.7	5.0	-2.8	0.8	-3.2	-8.3
19.0	5.3	23.9	6.7	2.7	-2.7	-2.1	-4.8	-11.3	5.3	-23.4	3.7	4.5	7.5	-1.8	-2.5	9.2	-3.6	1.8	-6.7	-16.7
-11.5	-1.4	5.1	0.1	6.3	-5.8	-4.2	6.6	5.5	-0.6	-1.8	6.0	-14.5	4.3	-1.6	1.2	8.5	-5.9	-1.9	2.4	1.2
0.6	-9.8	21.6	-3.0	0.6	2.4	-3.9	-2.1	-3.1	5.0	1.1	6.4	-4.6	-8.6	10.9	-2.8	2.2	2.2	0.8	-6.6	2.6
4.9	-9.1	0.6	-2.7	-5.4	-0.7	-0.9	-2.2	-1.8	-7.1	-3.5	25.4	-0.3	0.02	-6.5	1.1	-5.2	1.4	1.5	-1.3	-2.5
-2.4	-11.2	-1.6	-2.7	7.2	5.3	2.3	3.8	4.8	1.0	-0.1	2.8	-6.0	-7.3	-3.8	-2.8	7.4	8.0	0.4	5.4	3.6
-7.0	-9.4	1.3	1.7	1.2	-3.0	-0.2	11.9	4.1	2.8	1.9	3.6	-9.5	-5.7	-0.4	0.6	2.3	-0.5	-2.4	12.2	2.6
-4.3	-17.0	-9.9	-3.8	24.1	20.2	1.2	-0.3	0.7	-2.6	2.1	4.9	-10.5	-13.8	-11.8	-6.0	23.5	26.4	-0.2	1.9	-2.0
3.0	-7.8	2.5	-5.3	0.7	-0.4	5.1	1.9	9.1	2.7	-3.5	0.5	1.1	-3.4	-0.5	-3.3	1.3	0.6	3.0	3.8	9.3
-6.4	-5.1	13.6	-6.6	11.0	5.8	-3.6	-2.1	-2.5	-10.2	9.3	11.5	-12.6	-1.0	9.3	-6.2	6.5	5.1	-6.1	-4.7	-1.8
-9.5	-4.3	14.0	-6.9	11.5	7.0	-4.0	-2.2	-3.7	-10.5	12.3	13.1	-15.4	-1.4	10.8	-6.4	6.3	5.8	-6.6	-6.1	-1.8
2.8	-7.6	11.8	-0.2	8.8	1.6	-2.5	-4.5	0.9	-6.0	-4.0	4.5	-0.1	1.3	5.5	0.1	8.3	1.8	-7.6	-3.7	-3.2
20.0	-9.4	11.5	-10.9	8.3	-1.7	0.2	2.8	5.6	-12.6	-4.5	1.9	7.8	-0.2	-2.0	-12.3	7.4	2.7	2.7	9.1	0.04
1.1	-9.7	0.4	0.5	3.3	7.6	2.1	17.7	-3.6	-8.1	-6.0	12.5	-16.5	11.8	-7.2	8.1	-1.4	4.4	7.8	11.9	-5.8
-1.0	-7.5	0.3	2.5	2.9	6.1	1.5	23.2	-3.2	-9.6	-6.6	13.0	-23.5	21.8	-8.2	13.2	-3.0	1.8	10.1	14.6	-6.0
4.3	-21.2	6.5	-1.8	1.2	8.3	18.0	-0.4	-5.4	-7.6	-4.5	17.8	-1.9	-14.9	-0.1	-5.6	0.9	8.0	14.1	4.1	-6.8
17.0	0.3	-5.4	-9.8	6.2	8.4	-12.3	6.6	-2.9	2.7	-4.6	0.9	14.0	8.6	-10.7	-7.2	5.2	9.6	-9.5	2.5	-2.0
-6.6	-32.0	0.6	1.9	10.1	29.7	3.2	9.9	-6.7	-4.5	-3.4	15.1	-1.9	-30.4	1.0	0.03	10.4	28.8	-3.6	7.6	-7.0
2.3	-4.0	8.1	-3.3	6.1	2.7	-1.8	0.2	-1.7	-5.4	-1.9	7.6	-7.2	1.3	0.4	-2.4	5.7	3.7	-0.7	-1.1	-3.3

Jadual **1.2a** : Bilangan Pekerja Bergaji Sektor Pembuatan Mengikut Subsektor
 Table **1.2a** : Number of Paid Employees of Manufacturing Sector by Sub-sector

Subsektor Sub-sector	2022	2023	2022				
			Q1	Q2	Q3	Q4	
1. Makanan, minuman dan tembakau <i>Food, beverages and tobacco</i>	312,503	331,015	302,632	303,341	307,220	312,503	
10 Pembuatan produk makanan <i>Manufacture of food products</i>	294,898	312,950	284,914	285,923	289,878	294,898	
11 Pembuatan minuman <i>Manufacture of beverages</i>	16,373	16,805	16,304	16,247	16,144	16,373	
12 Pembuatan produk tembakau <i>Manufacture of tobacco products</i>	1,232	1,259	1,413	1,170	1,198	1,232	
2. Tekstil, pakaian, kulit dan kasut <i>Textiles, wearing apparel, leather and footwear</i>	84,022	85,961	83,137	82,639	82,292	84,022	
13 Pembuatan tekstil <i>Manufacture of textiles</i>	27,871	28,303	27,585	27,660	27,897	27,871	
14 Pembuatan pakaian <i>Manufacture of wearing apparel</i>	43,591	44,781	43,154	42,708	41,931	43,591	
15 Pembuatan produk kulit dan barangan berkaitan <i>Manufacture of leather and related products</i>	12,559	12,878	12,399	12,272	12,464	12,559	
3. Produk kayu, perabot, keluaran kertas dan percetakan <i>Wood products, furniture, paper products and printing</i>	300,117	306,775	295,043	294,663	295,302	300,117	
16 Pembuatan kayu dan produk kayu dan gabus, kecuali perabot; pembuatan bagi artikel jerami dan bahan-bahan anyaman <i>Manufacture of wood and products of wood and cork, except furniture; manufacture of articles of straw and plaiting materials</i>	94,044	94,250	91,448	92,333	93,204	94,044	
17 Pembuatan kertas dan produk kertas <i>Manufacture of paper and paper products</i>	58,658	59,265	56,974	56,605	57,633	58,658	
18 Percetakan dan penerbitan semula media rakaman <i>Printing and reproduction of recorded media</i>	70,120	71,281	67,661	65,902	65,467	70,120	
31 Pembuatan perabot <i>Manufacture of furniture</i>	77,294	81,979	78,959	79,824	78,998	77,294	
4. Petroleum, kimia, getah dan plastik <i>Petroleum, chemical, rubber and plastic</i>	431,348	431,568	428,403	431,602	433,224	431,348	
19 Pembuatan kok dan produk petroleum bertapis <i>Manufacture of coke and refined petroleum products</i>	17,817	18,473	17,719	17,262	17,651	17,817	
20 Pembuatan kimia dan produk kimia <i>Manufacture of chemicals and chemical products</i>	104,895	103,545	105,228	102,801	102,306	104,895	
21 Pembuatan produk farmaseutikal asas, kimia perubatan dan botani <i>Manufacture of basic pharmaceutical products and pharmaceutical preparations</i>	27,325	27,967	24,800	27,994	28,824	27,325	
22 Pembuatan produk getah dan plastik <i>Manufacture of rubber and plastics products</i>	281,311	281,583	280,656	283,545	284,443	281,311	
5. Produk mineral bukan logam, logam asas dan produk logam yang direka <i>Non-metallic mineral products, basic metal and fabricated metal</i>	378,084	386,812	376,488	372,058	374,888	378,084	
23 Pembuatan produk galian bukan logam lain <i>Manufacture of other non-metallic mineral products</i>	107,304	109,233	105,181	106,264	107,175	107,304	
24 Pembuatan logam asas <i>Manufacture of basic metals</i>	111,538	112,157	112,250	110,408	111,054	111,538	
25 Pembuatan produk logam, kecuali mesin dan kelengkapan <i>Manufacture of fabricated metal products, except machinery and equipment</i>	159,242	165,423	159,057	155,387	156,659	159,242	
6. Produk elektrik dan elektronik <i>Electrical and electronic products</i>	615,997	615,687	590,903	602,060	611,431	615,997	
26 Pembuatan komputer, produk elektronik dan optikal <i>Manufacture of computer, electronics and optical products</i>	416,128	419,283	394,505	403,586	411,580	416,128	
27 Pembuatan kelengkapan elektrik <i>Manufacture of electrical equipment</i>	103,580	102,410	102,806	102,185	104,235	103,580	
28 Pembuatan jentera dan peralatan t.t.t.l. <i>Manufacture of machinery and equipment n.e.c.</i>	96,289	93,994	93,591	96,289	95,616	96,289	
7. Kelengkapan pengangkutan dan pembuatan lain <i>Transport equipment and other manufactures</i>	213,364	216,739	210,719	211,541	212,603	213,364	
29 Pembuatan kenderaan bermotor, treler dan semi treler <i>Manufacture of motor vehicles, trailers and semi-trailers</i>	86,835	87,614	85,015	85,774	86,316	86,835	
30 Pembuatan kelengkapan pengangkutan lain <i>Manufacture of other transport equipment</i>	43,427	44,306	43,328	42,973	43,725	43,427	
32 Pembuatan lain <i>Other manufacturing</i>	40,788	40,976	39,511	39,779	40,695	40,788	
33 Pembaikan dan pemasangan jentera dan kelengkapan <i>Repair and installation of machinery and equipment</i>	42,314	43,843	42,865	43,016	41,867	42,314	
Pembuatan <i>Manufacturing</i>	Jumlah <i>Total</i>	2,335,435	2,374,557	2,287,325	2,297,905	2,316,961	2,335,435

2023		2022		2023	2022						
Q1	Q2	Q3	Q4	(Jan. - Dis.)	(Jan. - Dis.)	Jan.	Feb.	Mac.	Apr.	Mei.	Jun
318,572	319,899	330,045	331,015	312,503	331,015	302,519	302,562	302,632	302,210	302,204	303,341
300,354	301,781	312,172	312,950	294,898	312,950	285,122	284,847	284,914	284,565	284,653	285,923
16,770	16,865	16,602	16,805	16,373	16,805	16,109	16,283	16,304	16,479	16,387	16,247
1,448	1,254	1,271	1,259	1,232	1,259	1,288	1,432	1,413	1,165	1,165	1,170
85,096	85,266	84,763	85,961	84,022	85,961	82,795	83,322	83,137	82,751	83,370	82,639
28,115	28,376	28,596	28,303	27,871	28,303	27,610	27,519	27,585	27,520	27,779	27,660
43,969	44,071	43,253	44,781	43,591	44,781	42,686	43,104	43,154	42,859	43,163	42,708
13,011	12,818	12,914	12,878	12,559	12,878	12,500	12,698	12,399	12,371	12,427	12,272
301,925	299,830	302,192	306,775	300,117	306,775	296,297	296,332	295,043	292,921	295,530	294,663
92,962	92,665	93,276	94,250	94,044	94,250	93,872	93,451	91,448	90,930	93,579	92,333
59,308	57,626	58,587	59,265	58,658	59,265	56,584	57,016	56,974	56,425	56,563	56,605
70,319	68,955	68,928	71,281	70,120	71,281	67,482	67,331	67,661	65,412	65,771	65,902
79,337	80,585	81,400	81,979	77,294	81,979	78,359	78,533	78,959	80,154	79,616	79,824
434,110	426,332	431,355	431,568	431,348	431,568	421,546	420,036	428,403	435,322	434,915	431,602
18,486	18,149	18,199	18,473	17,817	18,473	17,035	17,282	17,719	17,224	17,268	17,262
107,580	104,293	102,458	103,545	104,895	103,545	102,342	102,145	105,228	102,125	102,923	102,801
26,901	27,916	29,297	27,967	27,325	27,967	24,691	24,817	24,800	28,001	27,853	27,994
281,143	275,974	281,401	281,583	281,311	281,583	277,478	275,791	280,656	287,972	286,870	283,545
379,977	376,792	384,546	386,812	378,084	386,812	375,795	374,228	376,488	374,377	374,101	372,058
105,623	107,408	109,570	109,233	107,304	109,233	106,663	104,914	105,181	105,571	106,066	106,264
112,586	111,152	111,898	112,157	111,538	112,157	111,920	112,084	112,250	111,767	111,053	110,408
161,768	158,233	163,078	165,423	159,242	165,423	157,212	157,230	159,057	157,040	156,982	155,387
615,782	622,533	623,413	615,687	615,997	615,687	585,997	589,135	590,903	593,311	595,704	602,060
414,042	421,479	423,425	419,283	416,128	419,283	389,778	391,825	394,505	396,868	399,275	403,586
104,635	102,547	104,452	102,410	103,580	102,410	102,398	102,254	102,806	101,638	101,558	102,185
97,105	98,507	95,536	93,994	96,289	93,994	93,820	95,057	93,591	94,805	94,870	96,289
215,807	214,921	216,437	216,739	213,364	216,739	209,197	210,312	210,719	210,578	210,863	211,541
87,037	87,085	87,567	87,614	86,835	87,614	84,390	85,095	85,015	85,024	84,900	85,774
44,253	43,751	44,053	44,306	43,427	44,306	42,840	43,045	43,328	42,914	42,862	42,973
40,934	40,492	41,202	40,976	40,788	40,976	39,437	39,702	39,511	39,543	39,753	39,779
43,583	43,593	43,616	43,843	42,314	43,843	42,529	42,470	42,865	43,097	43,347	43,016
2,351,269	2,345,574	2,372,752	2,374,557	2,335,435	2,374,557	2,274,146	2,275,927	2,287,325	2,291,470	2,296,686	2,297,905

Jadual **1.2a** : Bilangan Pekerja Bergaji Sektor Pembuatan Mengikut Subsektor (samb.)
 Table : Number of Paid Employees of Manufacturing Sector by Sub-sector (cont.)

Subsektor	Jul.	Ogo.	Sep.	Okt.	Nov.	Dis.	
	1. Makanan, minuman dan tembakau	304,381	304,832	307,220	307,965	309,974	312,503
Food, beverages and tobacco							
10 Pembuatan produk makanan Manufacture of food products	287,015	287,594	289,878	290,649	292,711	294,898	
11 Pembuatan minuman Manufacture of beverages	16,202	16,129	16,144	16,114	16,054	16,373	
12 Pembuatan produk tembakau Manufacture of tobacco products	1,164	1,109	1,198	1,202	1,210	1,232	
2. Tekstil, pakaian, kulit dan kasut	81,862	81,858	82,292	81,849	83,811	84,022	
Textiles, wearing apparel, leather and footwear							
13 Pembuatan tekstil Manufacture of textiles	27,505	27,647	27,897	27,872	27,976	27,871	
14 Pembuatan pakaian Manufacture of wearing apparel	42,220	41,905	41,931	41,479	43,321	43,591	
15 Pembuatan produk kulit dan barangan berkaitan Manufacture of leather and related products	12,137	12,307	12,464	12,498	12,515	12,559	
3. Produk kayu, perabot, keluaran kertas dan percetakan	292,698	292,935	295,302	298,664	300,048	300,117	
Wood products, furniture, paper products and printing							
16 Pembuatan kayu dan produk kayu dan gabus, kecuali perabot; pembuatan bagi artikel jerami dan bahan-bahan anyaman Manufacture of wood and products of wood and cork, except furniture; manufacture of articles of straw and plaiting materials	91,869	92,040	93,204	93,340	94,188	94,044	
17 Pembuatan kertas dan produk kertas Manufacture of paper and paper products	56,767	56,700	57,633	58,303	58,481	58,658	
18 Percetakan dan penerbitan semula media rakaman Printing and reproduction of recorded media	65,724	65,699	65,467	68,259	69,835	70,120	
31 Pembuatan perabot Manufacture of furniture	78,338	78,497	78,998	78,762	77,544	77,294	
4. Petroleum, kimia, getah dan plastik	432,621	432,825	433,224	432,250	430,799	431,348	
Petroleum, chemical, rubber and plastic							
19 Pembuatan kok dan produk petroleum bertapis Manufacture of coke and refined petroleum products	17,640	17,686	17,651	17,646	17,670	17,817	
20 Pembuatan kimia dan produk kimia Manufacture of chemicals and chemical products	102,703	102,421	102,306	103,621	104,390	104,895	
21 Pembuatan produk farmaseutikal asas, kimia perubatan dan botani Manufacture of basic pharmaceutical products and pharmaceutical preparations	28,379	28,682	28,824	28,855	27,473	27,325	
22 Pembuatan produk getah dan plastik Manufacture of rubber and plastics products	283,899	284,037	284,443	282,128	281,266	281,311	
5. Produk mineral bukan logam, logam asas dan produk logam yang direka	373,089	373,337	374,888	375,558	375,679	378,084	
Non-metallic mineral products, basic metal and fabricated metal products							
23 Pembuatan produk galian bukan logam lain Manufacture of other non-metallic mineral products	107,000	106,813	107,175	107,067	107,508	107,304	
24 Pembuatan logam asas Manufacture of basic metals	110,892	110,780	111,054	111,993	111,458	111,538	
25 Pembuatan produk logam, kecuali mesin dan kelengkapan Manufacture of fabricated metal products, except machinery and equipment	155,197	155,745	156,659	156,498	156,713	159,242	
6. Produk elektrik dan elektronik	603,601	611,200	611,431	611,800	614,961	615,997	
Electrical and electronic products							
26 Pembuatan komputer, produk elektronik dan optikal Manufacture of computer, electronics and optical products	405,675	411,047	411,580	410,859	414,913	416,128	
27 Pembuatan kelengkapan elektrik Manufacture of electrical equipment	102,256	104,335	104,235	104,814	103,875	103,580	
28 Pembuatan jentera dan peralatan t.t.t.l. Manufacture of machinery and equipment n.e.c.	95,670	95,818	95,616	96,128	96,173	96,289	
7. Kelengkapan pengangkutan dan pembuatan lain	212,654	212,365	212,603	213,094	212,798	213,364	
Transport equipment and other manufactures							
29 Pembuatan kenderaan bermotor, treler dan semi treler Manufacture of motor vehicles, trailers and semi-trailers	86,035	86,090	86,316	86,386	86,315	86,835	
30 Pembuatan kelengkapan pengangkutan lain Manufacture of other transport equipment	43,240	43,405	43,725	43,686	43,603	43,427	
32 Pembuatan lain Other manufacturing	40,553	40,594	40,695	40,669	40,708	40,788	
33 Pembaikan dan pemasangan jentera dan kelengkapan Repair and installation of machinery and equipment	42,826	42,276	41,867	42,353	42,172	42,314	
Pembuatan	Jumlah						
<i>Manufacturing</i>	<i>Total</i>	2,300,906	2,309,353	2,316,961	2,321,179	2,328,070	2,335,435

2023											
Jan.	Feb.	Mac.	Apr.	Mei.	Jun	Jul.	Ogo.	Sep.	Okt.	Nov.	Dis.
316,809	319,546	318,572	319,127	319,956	319,899	321,987	323,631	330,045	331,773	331,484	331,015
298,930	301,386	300,354	301,010	301,817	301,781	303,808	305,925	312,172	313,811	313,598	312,950
16,583	16,717	16,770	16,843	16,874	16,865	16,952	16,539	16,602	16,689	16,622	16,805
1,296	1,443	1,448	1,274	1,266	1,254	1,227	1,167	1,271	1,272	1,264	1,259
84,837	84,831	85,096	85,098	85,729	85,266	84,366	84,095	84,763	84,368	86,006	85,961
28,095	27,854	28,115	28,228	28,559	28,376	28,140	28,549	28,596	28,519	28,433	28,303
43,879	43,863	43,969	44,052	44,258	44,071	43,521	42,881	43,253	42,777	44,583	44,781
12,863	13,114	13,011	12,818	12,912	12,818	12,704	12,664	12,914	13,072	12,990	12,878
302,697	303,581	301,925	300,971	302,970	299,830	298,729	300,621	302,192	306,093	307,012	306,775
94,568	95,214	92,962	92,289	94,135	92,665	92,456	92,885	93,276	94,039	95,049	94,250
58,843	59,436	59,308	58,624	57,792	57,626	57,112	57,618	58,587	59,353	59,133	59,265
70,262	69,878	70,319	69,596	70,361	68,955	68,890	69,227	68,928	70,157	70,901	71,281
79,024	79,053	79,337	80,462	80,682	80,585	80,271	80,892	81,400	82,545	81,929	81,979
430,230	431,616	434,110	433,318	431,202	426,332	429,348	431,511	431,355	432,901	432,707	431,568
17,783	17,989	18,486	18,239	18,209	18,149	18,202	18,349	18,199	18,408	18,453	18,473
105,650	105,966	107,580	104,791	104,624	104,293	102,983	103,371	102,458	103,829	104,131	103,545
26,805	26,916	26,901	28,360	28,019	27,916	28,446	29,157	29,297	29,415	28,071	27,967
279,992	280,746	281,143	281,929	280,350	275,974	279,717	280,635	281,401	281,249	282,053	281,583
380,545	379,566	379,977	377,496	379,292	376,792	377,958	381,483	384,546	384,787	384,301	386,812
107,769	105,797	105,623	106,049	106,908	107,408	107,795	108,712	109,570	109,021	109,659	109,233
112,701	112,481	112,586	111,977	112,081	111,152	111,101	110,940	111,898	112,805	112,006	112,157
160,075	161,289	161,768	159,471	160,304	158,233	159,061	161,831	163,078	162,961	162,636	165,423
611,164	615,055	615,782	618,326	620,571	622,533	610,281	617,325	623,413	621,335	619,211	615,687
410,422	413,081	414,042	417,662	421,194	421,479	411,396	416,465	423,425	421,955	420,728	419,283
103,746	103,887	104,635	103,268	102,562	102,547	102,879	104,815	104,452	104,048	103,012	102,410
96,996	98,086	97,105	97,395	96,815	98,507	96,005	96,046	95,536	95,332	95,471	93,994
215,669	215,772	215,807	214,822	216,027	214,921	217,455	216,445	216,437	216,981	216,662	216,739
87,000	87,089	87,037	86,924	87,437	87,085	87,860	87,475	87,567	87,763	87,590	87,614
44,293	44,313	44,253	43,711	43,826	43,751	44,400	43,820	44,053	44,038	44,156	44,306
40,916	40,892	40,934	40,503	40,738	40,492	41,070	41,066	41,202	41,335	41,317	40,976
43,460	43,478	43,583	43,684	44,026	43,593	44,126	44,084	43,616	43,845	43,599	43,843
2,341,951	2,349,967	2,351,269	2,349,159	2,355,748	2,345,574	2,340,123	2,355,111	2,372,752	2,378,238	2,377,383	2,374,557

Jadual **1.2b** : Bilangan Pekerja Bergaji Sektor Pembuatan Mengikut Subsektor: Perubahan Peratusan Tahunan
 Table **1.2b** : Number of Paid Employees of Manufacturing Sector by Sub-sector: Annual Percentage Change

Subsektor Sub-sector	2022		2022				2023				2022	2023
	2022	2023	Q1	Q2	Q3	Q4	Q1	Q2	Q3	Q4	(Jan. - Dis.)	(Jan. - Dis.)
1. Makanan, minuman dan tembakau <i>Food, beverages and tobacco</i>	4.9	5.9	1.3	1.6	2.7	4.9	5.3	5.5	7.4	5.9	4.9	5.9
10 Pembuatan produk makanan <i>Manufacture of food products</i>	5.0	6.1	1.3	1.5	2.8	5.0	5.4	5.5	7.7	6.1	5.0	6.1
11 Pembuatan minuman <i>Manufacture of beverages</i>	2.6	2.6	1.2	3.9	0.7	2.6	2.9	3.8	2.8	2.6	2.6	2.6
12 Pembuatan produk tembakau <i>Manufacture of tobacco products</i>	2.8	2.2	0.1	1.7	0.2	2.8	2.4	7.1	6.1	2.2	2.8	2.2
2. Tekstil, pakaian, kulit dan kasut <i>Textiles, wearing apparel, leather and footwear</i>	1.8	2.3	2.0	4.6	4.3	1.8	2.4	3.2	3.0	2.3	1.8	2.3
13 Pembuatan tekstil <i>Manufacture of textiles</i>	0.5	1.5	0.7	2.3	2.2	0.5	1.9	2.6	2.5	1.5	0.5	1.5
14 Pembuatan pakaian <i>Manufacture of wearing apparel</i>	2.6	2.7	2.4	5.9	5.8	2.6	1.9	3.2	3.2	2.7	2.6	2.7
15 Pembuatan produk kulit dan barangan berkaitan <i>Manufacture of leather and related products</i>	2.2	2.5	3.2	5.6	4.0	2.2	4.9	4.5	3.6	2.5	2.2	2.5
3. Produk kayu, perabot, keluaran kertas dan percetakan <i>Wood products, furniture, paper products and printing</i>	2.1	2.2	2.9	5.9	2.5	2.1	2.3	1.8	2.3	2.2	2.1	2.2
16 Pembuatan kayu dan produk kayu dan gabus, kecuali perabot; pembuatan bagi artikel jerami dan bahan-bahan anyaman <i>Manufacture of wood and products of wood and cork, except furniture; manufacture of articles of straw and plaiting materials</i>	0.6	0.2	1.4	3.9	0.1	0.6	1.7	0.4	0.1	0.2	0.6	0.2
17 Pembuatan kertas dan produk kertas <i>Manufacture of paper and paper products</i>	4.3	1.0	3.0	4.4	5.1	4.3	4.1	1.8	1.7	1.0	4.3	1.0
18 Percetakan dan penerbitan semula media rakaman <i>Printing and reproduction of recorded media</i>	4.0	1.7	3.1	4.5	4.7	4.0	3.9	4.6	5.3	1.7	4.0	1.7
31 Pembuatan perabot <i>Manufacture of furniture</i>	0.6	6.1	4.4	10.7	1.9	0.6	0.5	1.0	3.0	6.1	0.6	6.1
4. Petroleum, kimia, getah dan plastik <i>Petroleum, chemical, rubber and plastic</i>	2.6	0.1	1.0	1.0	2.5	2.6	1.3	-1.2	-0.4	0.1	2.6	0.1
19 Pembuatan kok dan produk petroleum bertapis <i>Manufacture of coke and refined petroleum products</i>	4.2	3.7	3.0	2.7	2.9	4.2	4.3	5.1	3.1	3.7	4.2	3.7
20 Pembuatan kimia dan produk kimia <i>Manufacture of chemicals and chemical products</i>	3.1	-1.3	0.2	1.1	1.0	3.1	2.2	1.5	0.1	-1.3	3.1	-1.3
21 Pembuatan produk farmaseutikal asas, kimia perubatan dan botani <i>Manufacture of basic pharmaceutical products and pharmaceutical preparations</i>	8.9	2.3	5.9	6.6	8.6	8.9	8.5	-0.3	1.6	2.3	8.9	2.3
22 Pembuatan produk getah dan plastik <i>Manufacture of rubber and plastics products</i>	1.8	0.1	0.8	0.3	2.4	1.8	0.2	-2.7	-1.1	0.1	1.8	0.1
5. Produk mineral bukan logam, logam asas dan produk logam yang direka <i>Non-metallic mineral products, basic metal and fabricated metal</i>	1.3	2.3	0.7	2.6	2.6	1.3	0.9	1.3	2.6	2.3	1.3	2.3
23 Pembuatan produk galian bukan logam lain <i>Manufacture of other non-metallic mineral products</i>	1.6	1.8	0.9	3.4	3.2	1.6	0.4	1.1	2.2	1.8	1.6	1.8
24 Pembuatan logam asas <i>Manufacture of basic metals</i>	0.4	0.6	0.5	2.3	3.9	0.4	0.3	0.7	0.8	0.6	0.4	0.6
25 Pembuatan produk logam, kecuali mesin dan kelengkapan <i>Manufacture of fabricated metal products, except machinery and equipment</i>	1.6	3.9	0.7	2.3	1.3	1.6	1.7	1.8	4.1	3.9	1.6	3.9
6. Produk elektrik dan elektronik <i>Electrical and electronic products</i>	5.2	-0.1	5.0	5.9	6.6	5.2	4.2	3.4	2.0	-0.1	5.2	-0.1
26 Pembuatan komputer, produk elektronik dan optikal <i>Manufacture of computer, electronics and optical products</i>	6.6	0.8	6.5	7.2	7.8	6.6	5.0	4.4	2.9	0.8	6.6	0.8
27 Pembuatan kelengkapan elektrik <i>Manufacture of electrical equipment</i>	1.5	-1.1	3.2	4.0	3.9	1.5	1.8	0.4	0.2	-1.1	1.5	-1.1
28 Pembuatan jentera dan peralatan t.t.t.l. <i>Manufacture of machinery and equipment n.e.c.</i>	3.6	-2.4	1.2	2.8	4.4	3.6	3.8	2.3	-0.1	-2.4	3.6	-2.4
7. Kelengkapan pengangkutan dan pembuatan lain <i>Transport equipment and other manufactures</i>	3.5	1.6	2.3	5.1	4.3	3.5	2.4	1.6	1.8	1.6	3.5	1.6
29 Pembuatan kenderaan bermotor, treler dan semi treler <i>Manufacture of motor vehicles, trailers and semi-trailers</i>	3.6	0.9	2.1	3.7	4.0	3.6	2.4	1.5	1.4	0.9	3.6	0.9
30 Pembuatan kelengkapan pengangkutan lain <i>Manufacture of other transport equipment</i>	4.4	2.0	0.5	5.6	5.1	4.4	2.1	1.8	0.7	2.0	4.4	2.0
32 Pembuatan lain <i>Other manufacturing</i>	4.0	0.5	2.4	4.9	6.6	4.0	3.6	1.8	1.2	0.5	4.0	0.5
33 Pembaikan dan pemasangan jentera dan kelengkapan <i>Repair and installation of machinery and equipment</i>	2.1	3.6	4.3	7.5	2.1	2.1	1.7	1.3	4.2	3.6	2.1	3.6
Pembuatan <i>Manufacturing</i>	Jumlah	Total	3.4	1.7	2.4	3.7	3.8	3.4	2.8	2.1	2.4	1.7

2022												2023											
Jan.	Feb.	Mac	Apr.	Mei	Jun	Jul.	Ogo.	Sep.	Okt.	Nov.	Dis.	Jan.	Feb.	Mac	Apr.	Mei	Jun	Jul.	Ogo.	Sep.	Okt.	Nov.	Dis.
1.3	1.2	1.3	1.1	1.5	1.6	1.5	2.8	2.7	4.3	4.3	4.9	4.7	5.6	5.3	5.6	5.9	5.5	5.8	6.2	7.4	7.7	6.9	5.9
1.3	1.2	1.3	1.0	1.4	1.5	1.4	2.9	2.8	4.4	4.5	5.0	4.8	5.8	5.4	5.8	6.0	5.5	5.9	6.4	7.7	8.0	7.1	6.1
0.8	1.3	1.2	3.2	3.4	3.9	3.7	0.8	0.7	2.2	1.9	2.6	2.9	2.7	2.9	2.2	3.0	3.8	4.6	2.5	2.8	3.6	3.5	2.6
3.6	0.2	0.1	1.1	0.7	1.7	4.6	4.5	0.2	0.4	0.9	2.8	0.6	0.8	2.4	9.3	8.7	7.1	5.4	5.2	6.1	5.8	4.5	2.2
2.0	2.1	2.0	1.7	1.4	4.6	4.5	3.7	4.3	3.5	2.1	1.8	2.5	1.8	2.4	2.8	2.8	3.2	3.1	2.7	3.0	3.1	2.6	2.3
1.3	0.9	0.7	0.5	0.3	2.3	2.4	2.0	2.2	1.8	1.6	0.5	1.8	1.2	1.9	2.6	2.8	2.6	2.3	3.3	2.5	2.3	1.6	1.5
1.9	2.2	2.4	2.1	1.7	5.9	5.5	4.2	5.8	5.2	2.5	2.6	2.8	1.8	1.9	2.8	2.5	3.2	3.1	2.3	3.2	3.1	2.9	2.7
4.0	4.1	3.2	2.7	2.9	5.6	6.2	5.8	4.0	2.1	1.7	2.2	2.9	3.3	4.9	3.6	3.9	4.5	4.7	2.9	3.6	4.6	3.8	2.5
3.1	3.2	2.9	2.7	2.7	5.9	5.1	4.9	2.5	2.8	1.7	2.1	2.2	2.4	2.3	2.7	2.5	1.8	2.1	2.6	2.3	2.5	2.3	2.2
2.0	2.5	1.4	0.9	1.0	3.9	1.0	0.6	0.1	0.4	0.1	0.6	0.7	1.9	1.7	1.5	0.6	0.4	0.6	0.9	0.1	0.7	0.9	0.2
2.8	3.0	3.0	2.7	3.2	4.4	5.3	5.2	5.1	4.8	3.3	4.3	4.0	4.2	4.1	3.9	2.2	1.8	0.6	1.6	1.7	1.8	1.1	1.0
3.5	3.2	3.1	2.7	3.0	4.5	4.7	4.5	4.7	4.9	4.1	4.0	4.1	3.8	3.9	6.4	7.0	4.6	4.8	5.4	5.3	2.8	1.5	1.7
4.4	4.3	4.4	4.6	4.2	10.7	10.8	10.7	1.9	2.3	0.4	0.6	0.8	0.7	0.5	0.4	1.3	1.0	2.5	3.1	3.0	4.8	5.7	6.1
0.1	0.0	1.0	1.2	1.3	1.0	1.7	2.0	2.5	2.0	2.4	2.6	2.1	2.8	1.3	-0.5	-0.9	-1.2	-0.8	-0.3	-0.4	0.2	0.4	0.1
1.5	2.9	3.0	2.8	3.0	2.7	2.9	3.2	2.9	3.4	4.1	4.2	4.4	4.1	4.3	5.9	5.4	5.1	3.2	3.8	3.1	4.3	4.4	3.7
0.2	0.1	0.2	0.7	1.2	1.1	1.2	1.1	1.0	1.1	2.3	3.1	3.2	3.7	2.2	2.6	1.7	1.5	0.3	0.9	0.1	0.2	-0.2	-1.3
5.8	5.7	5.9	6.0	6.2	6.6	7.2	7.3	8.6	9.4	9.7	8.9	8.6	8.5	8.5	1.3	0.6	-0.3	0.2	1.7	1.6	1.9	2.2	2.3
-0.5	-0.6	0.8	0.9	0.8	0.3	1.2	1.7	2.4	1.6	1.7	1.8	0.9	1.8	0.2	-2.1	-2.3	-2.7	-1.5	-1.2	-1.1	-0.3	0.3	0.1
0.8	0.8	0.7	1.0	1.3	2.6	3.2	3.2	2.6	2.2	1.9	1.3	1.3	1.4	0.9	0.8	1.4	1.3	1.3	2.2	2.6	2.5	2.3	2.3
1.3	1.2	0.9	0.6	1.2	3.4	3.6	3.4	3.2	3.1	2.9	1.6	1.0	0.8	0.4	0.5	0.8	1.1	0.7	1.8	2.2	1.8	2.0	1.8
0.1	0.6	0.5	2.1	2.0	2.3	4.3	4.1	3.9	3.4	2.7	0.4	0.7	0.4	0.3	0.2	0.9	0.7	0.2	0.1	0.8	0.7	0.5	0.6
1.0	0.6	0.7	0.5	0.8	2.3	2.2	2.5	1.3	0.7	0.8	1.6	1.8	2.6	1.7	1.5	2.1	1.8	2.5	3.9	4.1	4.1	3.8	3.9
4.8	4.7	5.0	5.2	5.2	5.9	6.7	6.9	6.6	5.6	5.4	5.2	4.3	4.4	4.2	4.2	4.2	3.4	1.1	1.0	2.0	1.6	0.7	-0.1
6.2	6.0	6.5	6.4	6.5	7.2	7.8	8.1	7.8	6.3	6.5	6.6	5.3	5.4	5.0	5.2	5.5	4.4	1.4	1.3	2.9	2.7	1.4	0.8
2.8	3.1	3.2	3.3	3.2	4.0	4.7	4.8	3.9	3.7	2.9	1.5	1.3	1.6	1.8	1.6	1.0	0.4	0.6	0.5	0.2	-0.7	-0.8	-1.1
1.4	1.3	1.2	2.0	2.5	2.8	4.4	4.5	4.4	5.0	3.2	3.6	3.4	3.2	3.8	2.7	2.0	2.3	0.4	0.2	-0.1	-0.8	-0.7	-2.4
1.8	1.7	2.3	3.0	3.4	5.1	5.7	5.5	4.3	3.7	3.0	3.5	3.1	2.6	2.4	2.0	2.4	1.6	2.3	1.9	1.8	1.8	1.8	1.6
1.8	1.9	2.1	1.8	2.0	3.7	4.7	4.9	4.0	3.3	3.2	3.6	3.1	2.3	2.4	2.2	3.0	1.5	2.1	1.6	1.4	1.6	1.5	0.9
0.1	0.4	0.5	3.7	3.8	5.6	6.4	6.9	5.1	4.1	3.8	4.4	3.4	2.9	2.1	1.9	2.3	1.8	2.7	1.0	0.7	0.8	1.3	2.0
2.9	2.6	2.4	2.6	3.5	4.9	6.7	6.9	6.6	5.8	4.4	4.0	3.7	3.0	3.6	2.4	2.5	1.8	1.3	1.2	1.2	1.6	1.5	0.5
2.6	1.7	4.3	5.0	5.8	7.5	6.1	4.0	2.1	1.8	0.6	2.1	2.2	2.4	1.7	1.4	1.6	1.3	3.0	4.3	4.2	3.5	3.4	3.6
2.2	2.1	2.4	2.5	2.7	3.7	4.1	4.3	3.8	3.6	3.3	3.4	3.0	3.3	2.8	2.5	2.6	2.1	1.7	2.0	2.4	2.5	2.1	1.7

Jadual **1.2c** : Bilangan Pekerja Bergaji Sektor Pembuatan Mengikut Subsektor: Perubahan Peratusan Bulanan/Suku Tahunan
 Table **1.2c** : Number of Paid Employees of Manufacturing Sector by Sub-sector: Monthly/Quarterly Percentage Change

Subsektor Sub-sector	2022				2023				2022			
	Q1	Q2	Q3	Q4	Q1	Q2	Q3	Q4	Jan.	Feb.	Mac	
1. Makanan, minuman dan tembakau <i>Food, beverages and tobacco</i>	1.6	0.2	1.3	1.7	1.9	0.4	3.2	0.3	1.6	0.01	0.02	
10 Pembuatan produk makanan <i>Manufacture of food products</i>	1.5	0.4	1.4	1.7	1.9	0.5	3.4	0.2	1.6	-0.1	0.02	
11 Pembuatan minuman <i>Manufacture of beverages</i>	2.2	-0.4	-0.6	1.4	2.4	0.6	-1.6	1.2	1.0	1.1	0.1	
12 Pembuatan produk tembakau <i>Manufacture of tobacco products</i>	17.9	-17.2	2.4	2.8	17.5	-13.4	1.4	-0.9	7.5	11.1	-1.3	
2. Tekstil, pakaian, kulit dan kasut <i>Textiles, wearing apparel, leather and footwear</i>	0.8	-0.6	-0.4	2.1	1.3	0.2	-0.6	1.4	0.4	0.6	-0.2	
13 Pembuatan tekstil <i>Manufacture of textiles</i>	-0.6	0.3	0.9	-0.1	0.9	0.9	0.8	-1.0	-0.5	-0.3	0.2	
14 Pembuatan pakaian <i>Manufacture of wearing apparel</i>	1.6	-1.0	-1.8	4.0	0.9	0.2	-1.9	3.5	0.5	1.0	0.1	
15 Pembuatan produk kulit dan barangan berkaitan <i>Manufacture of leather and related products</i>	0.9	-1.0	1.6	0.8	3.6	-1.5	0.7	-0.3	1.7	1.6	-2.4	
3. Produk kayu, perabot, keluaran kertas dan percetakan <i>Wood products, furniture, paper products and printing</i>	0.4	-0.1	0.2	1.6	0.6	-0.7	0.8	1.5	0.8	0.01	-0.4	
16 Pembuatan kayu dan produk kayu dan gabus, kecuali perabot; pembuatan bagi artikel jerami dan bahan-bahan anyaman <i>Manufacture of wood and products of wood and cork, except furniture; manufacture of articles of straw and plaiting materials</i>	-2.2	1.0	0.9	0.9	-1.2	-0.3	0.7	1.0	0.4	-0.4	-2.1	
17 Pembuatan kertas dan produk kertas <i>Manufacture of paper and paper products</i>	1.4	-0.6	1.8	1.8	1.1	-2.8	1.7	1.2	0.7	0.8	-0.1	
18 Percetakan dan penerbitan semula media rakaman <i>Printing and reproduction of recorded media</i>	0.3	-2.6	-0.7	7.1	0.3	-1.9	-0.04	3.4	0.1	-0.2	0.5	
31 Pembuatan perabot <i>Manufacture of furniture</i>	2.8	1.1	-1.0	-2.2	2.6	1.6	1.0	0.7	2.0	0.2	0.5	
4. Petroleum, kimia, getah dan plastik <i>Petroleum, chemical, rubber and plastic</i>	1.9	0.7	0.4	-0.4	0.6	-1.8	1.2	0.05	0.3	-0.4	2.0	
19 Pembuatan kok dan produk petroleum bertapis <i>Manufacture of coke and refined petroleum products</i>	3.7	-2.6	2.3	0.9	3.8	-1.8	0.3	1.5	-0.3	1.5	2.5	
20 Pembuatan kimia dan produk kimia <i>Manufacture of chemicals and chemical products</i>	3.5	-2.3	-0.5	2.5	2.6	-3.1	-1.8	1.1	0.6	-0.2	3.0	
21 Pembuatan produk farmaseutikal asas, kimia perubatan dan botani <i>Manufacture of basic pharmaceutical products and pharmaceutical preparations</i>	-1.2	12.9	3.0	-5.2	-1.6	3.8	4.9	-4.5	-1.6	0.5	-0.1	
22 Pembuatan produk getah dan plastik <i>Manufacture of rubber and plastics products</i>	1.5	1.0	0.3	-1.1	-0.1	-1.8	2.0	0.1	0.4	-0.6	1.8	
5. Produk mineral bukan logam, logam asas dan produk logam yang direka <i>Non-metallic mineral products, basic metal and fabricated metal</i>	0.8	-1.2	0.8	0.9	0.5	-0.8	2.1	0.6	0.7	-0.4	0.6	
23 Pembuatan produk galian bukan logam lain <i>Manufacture of other non-metallic mineral products</i>	-0.4	1.0	0.9	0.1	-1.6	1.7	2.0	-0.3	1.0	-1.6	0.3	
24 Pembuatan logam asas <i>Manufacture of basic metals</i>	1.1	-1.6	0.6	0.4	0.9	-1.3	0.7	0.2	0.8	0.1	0.1	
25 Pembuatan produk logam, kecuali mesin dan kelengkapan <i>Manufacture of fabricated metal products, except machinery and equipment</i>	1.5	-2.3	0.8	1.6	1.6	-2.2	3.1	1.4	0.3	0.01	1.2	
6. Produk elektrik dan elektronik <i>Electrical and electronic products</i>	0.9	1.9	1.6	0.7	-0.03	1.1	0.1	-1.2	0.1	0.5	0.3	
26 Pembuatan komputer, produk elektronik dan optikal <i>Manufacture of computer, electronics and optical products</i>	1.0	2.3	2.0	1.1	-0.5	1.8	0.5	-1.0	-0.2	0.5	0.7	
27 Pembuatan kelengkapan elektrik <i>Manufacture of electrical equipment</i>	0.7	-0.6	2.0	-0.6	1.0	-2.0	1.9	-2.0	0.3	-0.1	0.5	
28 Pembuatan jentera dan peralatan t.t.t.l. <i>Manufacture of machinery and equipment n.e.c.</i>	0.7	2.9	-0.7	0.7	0.8	1.4	-3.0	-1.6	0.9	1.3	-1.5	
7. Kelengkapan pengangkutan dan pembuatan lain <i>Transport equipment and other manufactures</i>	2.3	0.4	0.5	0.4	1.1	-0.4	0.7	0.1	1.5	0.5	0.2	
29 Pembuatan kenderaan bermotor, treler dan semi treler <i>Manufacture of motor vehicles, trailers and semi-trailers</i>	1.5	0.9	0.6	0.6	0.2	0.1	0.6	0.1	0.7	0.8	-0.1	
30 Pembuatan kelengkapan pengangkutan lain <i>Manufacture of other transport equipment</i>	4.2	-0.8	1.7	-0.7	1.9	-1.1	0.7	0.6	3.0	0.5	0.7	
32 Pembuatan lain <i>Other manufacturing</i>	0.7	0.7	2.3	0.2	0.4	-1.1	1.8	-0.5	0.5	0.7	-0.5	
33 Pembaikan dan pemasangan jentera dan kelengkapan <i>Repair and installation of machinery and equipment</i>	3.4	0.4	-2.7	1.1	3.0	0.02	0.1	0.5	2.6	-0.1	0.9	
Pembuatan Manufacturing	Jumlah Total	1.2	0.5	0.8	0.8	0.7	-0.2	1.2	0.1	0.6	0.1	0.5

2023																				
Apr.	Mei	Jun	Jul.	Ogo.	Sep.	Okt.	Nov.	Dis.	Jan.	Feb.	Mac	Apr.	Mei	Jun	Jul.	Ogo.	Sep.	Okt.	Nov.	Dis.
-0.1	0.0	0.4	0.3	0.1	0.8	0.2	0.7	0.8	1.4	0.9	-0.3	0.2	0.3	-0.02	0.7	0.5	2.0	0.5	-0.1	-0.1
-0.1	0.03	0.4	0.4	0.2	0.8	0.3	0.7	0.7	1.4	0.8	-0.3	0.2	0.3	-0.01	0.7	0.7	2.0	0.5	-0.1	-0.2
1.1	-0.6	-0.9	-0.3	-0.4	0.1	-0.2	-0.4	2.0	1.3	0.8	0.3	0.4	0.2	-0.1	0.5	-2.4	0.4	0.5	-0.4	1.1
-17.5	-0.1	0.5	-0.5	-4.8	8.1	0.3	0.6	1.8	5.2	11.4	0.3	-12.0	-0.6	-1.0	-2.2	-4.9	8.9	0.1	-0.7	-0.4
-0.5	0.7	-0.9	-0.9	0.0	0.5	-0.5	2.4	0.3	1.0	-0.01	0.3	0.0	0.7	-0.5	-1.1	-0.3	0.8	-0.5	1.9	-0.1
-0.2	0.9	-0.4	-0.6	0.5	0.9	-0.1	0.4	-0.4	0.8	-0.9	0.9	0.4	1.2	-0.6	-0.8	1.5	0.2	-0.3	-0.3	-0.5
-0.7	0.7	-1.1	-1.1	-0.7	0.1	-1.1	4.4	0.6	0.7	-0.04	0.2	0.2	0.5	-0.4	-1.2	-1.5	0.9	-1.1	4.2	0.4
-0.2	0.5	-1.2	-1.1	1.4	1.3	0.3	0.1	0.4	2.4	1.9	-0.8	-1.5	0.7	-0.7	-0.9	-0.3	2.0	1.2	-0.6	-0.9
-0.7	0.9	-0.3	-0.7	0.1	0.8	1.1	0.5	0.02	0.9	0.3	-0.5	-0.3	0.7	-1.0	-0.4	0.6	0.5	1.3	0.3	-0.1
-0.6	2.9	-1.3	-0.5	0.2	1.3	0.1	0.9	-0.2	0.6	0.7	-2.4	-0.7	2.0	-1.6	-0.2	0.5	0.4	0.8	1.1	-0.8
-1.0	0.2	0.1	0.3	-0.1	1.6	1.2	0.3	0.3	0.3	1.0	-0.2	-1.2	-1.4	-0.3	-0.9	0.9	1.7	1.3	-0.4	0.2
-3.3	0.6	0.2	-0.3	-0.04	-0.4	4.3	2.3	0.4	0.2	-0.5	0.6	-1.0	1.1	-2.0	-0.1	0.5	-0.4	1.8	1.1	0.5
1.5	-0.7	0.3	-1.9	0.2	0.6	-0.3	-1.5	-0.3	2.2	0.04	0.4	1.4	0.3	-0.1	-0.4	0.8	0.6	1.4	-0.7	0.1
1.6	-0.1	-0.8	0.2	0.05	0.1	-0.2	-0.3	0.1	-0.3	0.3	0.6	-0.2	-0.5	-1.1	0.7	0.5	-0.04	0.4	-0.04	-0.3
-2.8	0.3	-0.04	2.2	0.3	-0.2	-0.03	0.1	0.8	-0.2	1.2	2.8	-1.3	-0.2	-0.3	0.3	0.8	-0.8	1.2	0.2	0.1
-2.9	0.8	-0.1	-0.1	-0.3	-0.1	1.3	0.7	0.5	0.7	0.3	1.5	-2.6	-0.2	-0.3	-1.3	0.4	-0.9	1.3	0.3	-0.6
12.9	-0.5	0.5	1.4	1.1	0.5	0.1	-4.8	-0.5	-1.9	0.4	-0.1	5.4	-1.2	-0.4	1.9	2.5	0.5	0.4	-4.6	-0.4
2.6	-0.4	-1.2	0.1	0.05	0.1	-0.8	-0.3	0.02	-0.5	0.3	0.1	0.3	-0.6	-1.6	1.4	0.3	0.3	-0.1	0.3	-0.2
-0.6	-0.1	-0.5	0.3	0.1	0.4	0.2	0.03	0.6	0.7	-0.3	0.1	-0.7	0.5	-0.7	0.3	0.9	0.8	0.1	-0.1	0.7
0.4	0.5	0.2	0.7	-0.2	0.3	-0.1	0.4	-0.2	0.4	-1.8	-0.2	0.4	0.8	0.5	0.4	0.9	0.8	-0.5	0.6	-0.4
-0.4	-0.6	-0.6	0.4	-0.1	0.2	0.8	-0.5	0.1	1.0	-0.2	0.1	-0.5	0.1	-0.8	-0.05	-0.1	0.9	0.8	-0.7	0.1
-1.3	-0.04	-1.0	-0.1	0.4	0.6	-0.1	0.1	1.6	0.5	0.8	0.3	-1.4	0.5	-1.3	0.5	1.7	0.8	-0.1	-0.2	1.7
0.4	0.4	1.1	0.3	1.3	0.04	0.1	0.5	0.2	-0.8	0.6	0.1	0.4	0.4	0.3	-2.0	1.2	1.0	-0.3	-0.3	-0.6
0.6	0.6	1.1	0.5	1.3	0.1	-0.2	1.0	0.3	-1.4	0.6	0.2	0.9	0.8	0.1	-2.4	1.2	1.7	-0.3	-0.3	-0.3
-1.1	-0.1	0.6	0.1	2.0	-0.1	0.6	-0.9	-0.3	0.2	0.1	0.7	-1.3	-0.7	-0.01	0.3	1.9	-0.3	-0.4	-1.0	-0.6
1.3	0.1	1.5	-0.6	0.2	-0.2	0.5	0.05	0.1	0.7	1.1	-1.0	0.3	-0.6	1.7	-2.5	0.04	-0.5	-0.2	0.1	-1.5
-0.1	0.1	0.3	0.5	-0.1	0.1	0.2	-0.1	0.3	1.1	0.05	0.02	-0.5	0.6	-0.5	1.2	-0.5	0.0	0.3	-0.1	0.04
0.01	-0.1	1.0	0.3	0.1	0.3	0.1	-0.1	0.6	0.2	0.1	-0.1	-0.1	0.6	-0.4	0.9	-0.4	0.1	0.2	-0.2	0.03
-1.0	-0.1	0.3	0.6	0.4	0.7	-0.1	-0.2	-0.4	2.0	0.04	-0.1	-1.2	0.3	-0.2	1.5	-1.3	0.5	-0.03	0.3	0.3
0.1	0.5	0.1	1.9	0.1	0.2	-0.1	0.1	0.2	0.3	-0.1	0.1	-1.1	0.6	-0.6	1.4	-0.01	0.3	0.3	-0.04	-0.8
0.5	0.6	-0.8	-0.4	-1.3	-1.0	1.2	-0.4	0.3	2.7	0.04	0.2	0.2	0.8	-1.0	1.2	-0.1	-1.1	0.5	-0.6	0.6
0.2	0.2	0.1	0.1	0.4	0.3	0.2	0.3	0.3	0.3	0.3	0.1	-0.1	0.3	-0.4	-0.2	0.6	0.7	0.2	-0.04	-0.1

Jadual **1.3a** : Gaji dan Upah yang Dibayar Sektor Pembuatan Mengikut Subsektor
 Table **1.3a** : Salaries and Wages Paid of Manufacturing Sector by Sub-sector

Subsektor Sub-sector	2022	2023	2022		
			Q1	Q2	
1. Makanan, minuman dan tembakau <i>Food, beverages and tobacco</i>	11,028	11,901	2,702	2,721	
10 Pembuatan produk makanan <i>Manufacture of food products</i>	10,433	11,261	2,553	2,578	
11 Pembuatan minuman <i>Manufacture of beverages</i>	532	573	132	128	
12 Pembuatan produk tembakau <i>Manufacture of tobacco products</i>	63	66	17	14	
2. Tekstil, pakaian, kulit dan kasut <i>Textiles, wearing apparel, leather and footwear</i>	1,909	2,013	480	462	
13 Pembuatan tekstil <i>Manufacture of textiles</i>	673	706	166	164	
14 Pembuatan pakaian <i>Manufacture of wearing apparel</i>	913	964	231	218	
15 Pembuatan produk kulit dan barangan berkaitan <i>Manufacture of leather and related products</i>	323	343	82	79	
3. Produk kayu, perabot, keluaran kertas dan percetakan <i>Wood products, furniture, paper products and printing</i>	9,483	9,927	2,398	2,338	
16 Pembuatan kayu dan produk kayu dan gabus, kecuali perabot; pembuatan bagi artikel jerami dan bahan-bahan anyaman <i>Manufacture of wood and products of wood and cork, except furniture; manufacture of articles of straw and plaiting materials</i>	2,584	2,710	650	634	
17 Pembuatan kertas dan produk kertas <i>Manufacture of paper and paper products</i>	2,100	2,148	524	516	
18 Percetakan dan penerbitan semula media rakaman <i>Printing and reproduction of recorded media</i>	2,242	2,382	567	559	
31 Pembuatan perabot <i>Manufacture of furniture</i>	2,556	2,687	658	629	
4. Petroleum, kimia, getah dan plastik <i>Petroleum, chemical, rubber and plastic</i>	20,969	21,375	5,079	5,225	
19 Pembuatan kok dan produk petroleum bertapis <i>Manufacture of coke and refined petroleum products</i>	2,363	2,502	629	532	
20 Pembuatan kimia dan produk kimia <i>Manufacture of chemicals and chemical products</i>	5,831	5,931	1,485	1,422	
21 Pembuatan produk farmaseutikal asas, kimia perubatan dan botani <i>Manufacture of basic pharmaceutical products and pharmaceutical preparations</i>	789	804	180	196	
22 Pembuatan produk getah dan plastik <i>Manufacture of rubber and plastics products</i>	11,986	12,139	2,786	3,075	
5. Produk mineral bukan logam, logam asas dan produk logam yang direka <i>Non-metallic mineral products, basic metal and fabricated metal</i>	14,412	14,916	3,650	3,553	
23 Pembuatan produk galian bukan logam lain <i>Manufacture of other non-metallic mineral products</i>	4,607	4,721	1,123	1,145	
24 Pembuatan logam asas <i>Manufacture of basic metals</i>	4,180	4,262	1,093	1,029	
25 Pembuatan produk logam, kecuali mesin dan kelengkapan <i>Manufacture of fabricated metal products, except machinery and equipment</i>	5,625	5,933	1,435	1,378	
6. Produk elektrik dan elektronik <i>Electrical and electronic products</i>	29,441	30,130	7,384	7,197	
26 Pembuatan komputer, produk elektronik dan optikal <i>Manufacture of computer, electronics and optical products</i>	21,078	21,732	5,268	5,187	
27 Pembuatan kelengkapan elektrik <i>Manufacture of electrical equipment</i>	3,939	3,948	993	940	
28 Pembuatan jentera dan peralatan t.t.t.l. <i>Manufacture of machinery and equipment n.e.c.</i>	4,424	4,451	1,123	1,070	
7. Kelengkapan pengangkutan dan pembuatan lain <i>Transport equipment and other manufactures</i>	7,287	7,528	1,820	1,823	
29 Pembuatan kenderaan bermotor, treler dan semi treler <i>Manufacture of motor vehicles, trailers and semi-trailers</i>	3,526	3,625	872	889	
30 Pembuatan kelengkapan pengangkutan lain <i>Manufacture of other transport equipment</i>	1,142	1,171	290	289	
32 Pembuatan lain <i>Other manufacturing</i>	1,300	1,325	325	314	
33 Pembaikan dan pemasangan jentera dan kelengkapan <i>Repair and installation of machinery and equipment</i>	1,319	1,407	334	331	
Pembuatan <i>Manufacturing</i>	Jumlah <i>Total</i>	94,528	97,789	23,513	23,318

(RM Juta/Million)

2023		2022		2023			
Q3	Q4	Q1	Q2	Q3	Q4	(Jan. - Dis.)	(Jan. - Dis.)
2,738	2,867	2,912	2,909	2,965	3,115	11,028	11,901
2,596	2,706	2,753	2,755	2,810	2,943	10,433	11,261
128	143	141	139	139	154	532	573
14	18	18	16	15	18	63	66
465	502	503	496	492	521	1,909	2,013
168	174	172	176	178	180	673	706
219	244	245	236	231	252	913	964
78	84	86	85	83	88	323	343
2,326	2,421	2,502	2,441	2,448	2,536	9,483	9,927
642	658	678	662	677	693	2,584	2,710
520	541	548	523	527	550	2,100	2,148
542	575	594	600	584	605	2,242	2,382
622	647	683	655	660	689	2,556	2,687
5,327	5,338	5,355	5,286	5,327	5,407	20,969	21,375
577	625	677	570	592	664	2,363	2,502
1,445	1,479	1,551	1,458	1,448	1,473	5,831	5,931
202	211	188	197	204	215	789	804
3,102	3,023	2,939	3,061	3,083	3,055	11,986	12,139
3,521	3,687	3,765	3,664	3,652	3,835	14,412	14,916
1,151	1,187	1,144	1,161	1,183	1,233	4,607	4,721
997	1,061	1,128	1,058	1,011	1,065	4,180	4,262
1,373	1,439	1,494	1,445	1,458	1,537	5,625	5,933
7,206	7,654	7,618	7,483	7,334	7,695	29,441	30,130
5,129	5,494	5,463	5,447	5,247	5,574	21,078	21,732
995	1,010	1,007	956	1,003	983	3,939	3,948
1,083	1,149	1,148	1,080	1,084	1,139	4,424	4,451
1,780	1,864	1,862	1,886	1,850	1,930	7,287	7,528
861	904	878	913	898	936	3,526	3,625
281	282	296	294	285	295	1,142	1,171
326	335	328	324	328	345	1,300	1,325
312	342	359	355	338	355	1,319	1,407
23,364	24,332	24,517	24,165	24,068	25,039	94,528	97,789

Jadual **1.3a** : Gaji dan Upah yang Dibayar Sektor Pembuatan Mengikut Subsektor (samb.)
 Table **1.3a** : *Salaries and Wages Paid of Manufacturing Sector by Sub-sector (cont.)*

Subsektor Sub-sector	2022								
	Jan.	Feb.	Mac	Apr.	Mei	Jun	Jul.	Ogo.	
1. Makanan, minuman dan tembakau <i>Food, beverages and tobacco</i>	903	894	905	901	907	912	912	906	
10 Pembuatan produk makanan <i>Manufacture of food products</i>	853	843	857	852	860	866	866	859	
11 Pembuatan minuman <i>Manufacture of beverages</i>	44	45	43	44	42	42	41	42	
12 Pembuatan produk tembakau <i>Manufacture of tobacco products</i>	5	6	6	5	5	5	5	5	
2. Tekstil, pakaian, kulit dan kasut <i>Textiles, wearing apparel, leather and footwear</i>	165	158	157	155	156	150	153	154	
13 Pembuatan tekstil <i>Manufacture of textiles</i>	56	55	55	54	55	55	55	56	
14 Pembuatan pakaian <i>Manufacture of wearing apparel</i>	81	75	75	74	75	69	73	72	
15 Pembuatan produk kulit dan barangan berkaitan <i>Manufacture of leather and related products</i>	28	27	27	27	27	26	25	26	
3. Produk kayu, perabot, keluaran kertas dan percetakan <i>Wood products, furniture, paper products and printing</i>	810	796	792	779	783	775	770	773	
16 Pembuatan kayu dan produk kayu dan gabus, kecuali perabot; pembuatan bagi artikel jerami dan bahan-bahan anyaman <i>Manufacture of wood and products of wood and cork, except furniture; manufacture of articles of straw and plaiting materials</i>	220	216	214	212	212	209	213	214	
17 Pembuatan kertas dan produk kertas <i>Manufacture of paper and paper products</i>	173	177	174	172	171	173	171	173	
18 Percetakan dan penerbitan semula media rakaman <i>Printing and reproduction of recorded media</i>	194	185	188	184	188	187	182	182	
31 Pembuatan perabot <i>Manufacture of furniture</i>	222	218	217	211	212	205	203	204	
4. Petroleum, kimia, getah dan plastik <i>Petroleum, chemical, rubber and plastic</i>	1,675	1,654	1,750	1,708	1,739	1,778	1,770	1,781	
19 Pembuatan kok dan produk petroleum bertapis <i>Manufacture of coke and refined petroleum products</i>	199	198	231	173	173	186	185	187	
20 Pembuatan kimia dan produk kimia <i>Manufacture of chemicals and chemical products</i>	488	489	508	479	465	478	489	481	
21 Pembuatan produk farmaseutikal asas, kimia perubatan dan botani <i>Manufacture of basic pharmaceutical products and pharmaceutical preparations</i>	61	60	60	67	64	65	66	68	
22 Pembuatan produk getah dan plastik <i>Manufacture of rubber and plastics products</i>	927	908	951	989	1,037	1,049	1,031	1,045	
5. Produk mineral bukan logam, logam asas dan produk logam yang direka <i>Non-metallic mineral products, basic metal and fabricated metal</i>	1,237	1,203	1,210	1,181	1,194	1,178	1,166	1,165	
23 Pembuatan produk galian bukan logam lain <i>Manufacture of other non-metallic mineral products</i>	377	367	378	378	385	383	383	379	
24 Pembuatan logam asas <i>Manufacture of basic metals</i>	370	363	360	347	345	338	329	331	
25 Pembuatan produk logam, kecuali mesin dan kelengkapan <i>Manufacture of fabricated metal products, except machinery and equipment</i>	490	473	472	456	465	457	455	455	
6. Produk elektrik dan elektronik <i>Electrical and electronic products</i>	2,473	2,490	2,421	2,374	2,402	2,421	2,351	2,400	
26 Pembuatan komputer, produk elektronik dan optikal <i>Manufacture of computer, electronics and optical products</i>	1,745	1,774	1,749	1,723	1,722	1,742	1,669	1,703	
27 Pembuatan kelengkapan elektrik <i>Manufacture of electrical equipment</i>	342	333	319	292	321	328	328	334	
28 Pembuatan jentera dan peralatan t.t.t.l. <i>Manufacture of machinery and equipment n.e.c.</i>	386	383	354	359	359	351	353	363	
7. Kelengkapan pengangkutan dan pembuatan lain <i>Transport equipment and other manufactures</i>	603	610	608	616	605	602	588	594	
29 Pembuatan kenderaan bermotor, treler dan semi treler <i>Manufacture of motor vehicles, trailers and semi-trailers</i>	289	296	287	300	294	295	283	288	
30 Pembuatan kelengkapan pengangkutan lain <i>Manufacture of other transport equipment</i>	92	95	102	97	97	94	93	93	
32 Pembuatan lain <i>Other manufacturing</i>	110	109	106	104	104	106	107	109	
33 Pembaikan dan pemasangan jentera dan kelengkapan <i>Repair and installation of machinery and equipment</i>	111	110	113	115	110	106	104	103	
Pembuatan <i>Manufacturing</i>	Jumlah <i>Total</i>	7,865	7,805	7,843	7,715	7,787	7,816	7,709	7,771

(RM Juta/Million)

2023															
Sep.	Okt.	Nov.	Dis.	Jan.	Feb.	Mac	Apr.	Mei	Jun	Jul.	Ogo.	Sep.	Okt.	Nov.	Dis.
921	922	933	1,012	978	972	962	964	973	972	978	978	1,009	1,012	1,014	1,089
871	872	881	954	925	919	909	911	922	921	928	927	956	958	957	1,028
45	45	47	52	48	47	47	47	46	45	45	45	49	49	51	54
5	5	5	7	6	6	6	5	5	5	5	5	5	5	5	7
159	159	166	177	173	164	166	166	167	163	162	163	168	167	173	181
57	57	58	59	59	56	57	58	59	59	59	59	60	60	60	61
74	74	81	89	86	79	80	80	79	76	77	76	79	78	84	90
28	28	28	29	29	29	29	28	28	28	27	27	29	29	29	30
783	790	798	834	843	832	827	811	823	808	809	816	823	830	835	870
216	217	217	224	226	228	224	222	222	218	224	226	227	229	230	233
176	177	178	187	180	186	182	175	174	174	173	175	179	182	180	188
177	183	190	202	204	193	197	197	203	200	196	197	191	193	199	213
214	213	213	221	233	225	224	217	223	215	216	218	226	226	226	237
1,776	1,758	1,733	1,847	1,770	1,753	1,831	1,775	1,747	1,764	1,768	1,783	1,777	1,783	1,771	1,853
206	204	195	226	216	212	249	188	187	195	190	194	208	217	207	240
476	477	477	525	509	512	530	502	472	484	489	483	476	480	478	515
68	69	66	76	65	61	62	68	64	65	67	69	68	70	67	78
1,026	1,007	996	1,019	981	968	990	1,017	1,024	1,020	1,022	1,037	1,024	1,016	1,019	1,021
1,191	1,197	1,206	1,283	1,272	1,248	1,244	1,213	1,236	1,215	1,204	1,209	1,239	1,244	1,250	1,341
390	391	391	405	393	373	379	379	392	390	389	390	404	403	408	422
338	340	342	379	382	375	370	356	356	346	336	334	341	342	342	381
463	467	473	499	498	501	495	478	488	479	479	485	494	498	499	539
2,456	2,452	2,448	2,754	2,529	2,571	2,518	2,462	2,518	2,503	2,398	2,438	2,498	2,484	2,478	2,733
1,757	1,749	1,756	1,989	1,794	1,849	1,820	1,801	1,832	1,814	1,712	1,738	1,798	1,787	1,793	1,993
333	331	325	354	343	337	327	298	326	332	333	337	333	327	316	340
366	372	366	411	393	384	371	363	360	357	354	363	367	370	368	400
599	604	606	655	617	624	621	626	635	624	613	616	621	625	628	677
290	291	291	322	292	297	289	301	306	306	297	300	301	303	302	332
95	95	93	94	96	98	103	98	100	96	96	93	96	98	97	99
110	108	108	119	111	109	109	106	110	108	108	110	111	111	111	122
104	110	114	119	119	120	120	122	119	115	113	113	113	113	118	124
7,885	7,881	7,890	8,562	8,183	8,164	8,170	8,017	8,100	8,049	7,932	8,001	8,135	8,146	8,149	8,744

Jadual **1.3b** : Gaji dan Upah yang Dibayar Sektor Pembuatan Mengikut Subsektor: Perubahan Peratusan Tahunan
 Table **1.3b** : Salaries and Wages Paid of Manufacturing Sector by Sub-sector: Annual Percentage Change

Subsektor Sub-sector	2022		2022				2023				2022	2023	
	2022	2023	Q1	Q2	Q3	Q4	Q1	Q2	Q3	Q4	(Jan. - Dis.)	(Jan. - Dis.)	
1. Makanan, minuman dan tembakau <i>Food, beverages and tobacco</i>	6.6	7.9	5.6	6.1	7.2	7.6	7.8	6.9	8.3	8.6	6.6	7.9	
10 Pembuatan produk makanan <i>Manufacture of food products</i>	6.7	7.9	5.9	6.2	7.2	7.7	7.8	6.9	8.3	8.8	6.7	7.9	
11 Pembuatan minuman <i>Manufacture of beverages</i>	4.8	7.7	1.0	5.5	6.8	5.8	6.9	8.3	8.5	7.2	4.8	7.7	
12 Pembuatan produk tembakau <i>Manufacture of tobacco products</i>	2.6	4.8	0.8	1.8	3.9	3.9	4.5	8.5	5.2	1.7	2.6	4.8	
2. Tekstil, pakaian, kulit dan kasut <i>Textiles, wearing apparel, leather and footwear</i>	4.5	5.4	2.9	4.2	6.6	4.4	4.9	7.4	5.8	3.8	4.5	5.4	
13 Pembuatan tekstil <i>Manufacture of textiles</i>	2.4	5.0	1.7	1.6	4.4	2.0	3.5	6.9	6.0	3.5	2.4	5.0	
14 Pembuatan pakaian <i>Manufacture of wearing apparel</i>	5.8	5.6	3.6	5.7	7.5	6.7	5.7	8.0	5.5	3.5	5.8	5.6	
15 Pembuatan produk kulit dan barangan berkaitan <i>Manufacture of leather and related products</i>	5.2	6.0	3.4	5.5	9.4	3.0	5.4	6.9	6.2	5.5	5.2	6.0	
3. Produk kayu, perabot, keluaran kertas dan percetakan <i>Wood products, furniture, paper products and printing</i>	4.7	4.7	4.9	5.6	5.5	2.9	4.3	4.4	5.2	4.8	4.7	4.7	
16 Pembuatan kayu dan produk kayu dan gabus, kecuali perabot; pembuatan bagi artikel jerami dan bahan-bahan anyaman <i>Manufacture of wood and products of wood and cork, except furniture; manufacture of articles of straw and plaiting materials</i>	5.0	4.9	7.5	8.2	4.2	0.6	4.2	4.5	5.5	5.3	5.0	4.9	
17 Pembuatan kertas dan produk kertas <i>Manufacture of paper and paper products</i>	4.1	2.3	3.7	2.9	5.1	4.6	4.7	1.4	1.3	1.6	4.1	2.3	
18 Percetakan dan penerbitan semula media rakaman <i>Printing and reproduction of recorded media</i>	4.2	6.3	1.3	1.9	6.9	6.8	4.8	7.3	7.8	5.2	4.2	6.3	
31 Pembuatan perabot <i>Manufacture of furniture</i>	5.4	5.1	6.6	8.7	6.1	0.6	3.8	4.2	6.1	6.4	5.4	5.1	
4. Petroleum, kimia, getah dan plastik <i>Petroleum, chemical, rubber and plastic</i>	3.1	1.9	1.2	2.0	4.4	4.6	5.4	1.2	0.01	1.3	3.1	1.9	
19 Pembuatan kok dan produk petroleum bertapis <i>Manufacture of coke and refined petroleum products</i>	1.6	5.9	1.9	1.9	2.1	0.7	7.7	7.1	2.6	6.1	1.6	5.9	
20 Pembuatan kimia dan produk kimia <i>Manufacture of chemicals and chemical products</i>	2.7	1.7	1.5	2.4	3.4	3.5	4.5	2.5	0.2	-0.4	2.7	1.7	
21 Pembuatan produk farmaseutikal asas, kimia perubatan dan botani <i>Manufacture of basic pharmaceutical products and pharmaceutical preparations</i>	10.0	1.9	8.8	8.6	10.3	11.8	4.6	0.7	0.9	1.9	10.0	1.9	
22 Pembuatan produk getah dan plastik <i>Manufacture of rubber and plastics products</i>	3.1	1.3	0.5	1.5	4.9	5.6	5.5	-0.5	-0.6	1.1	3.1	1.3	
5. Produk mineral bukan logam, logam asas dan produk logam yang direka <i>Non-metallic mineral products, basic metal and fabricated metal</i>	4.0	3.5	3.6	4.7	5.6	2.2	3.1	3.1	3.7	4.0	4.0	3.5	
23 Pembuatan produk galian bukan logam lain <i>Manufacture of other non-metallic mineral products</i>	6.2	2.5	4.1	5.3	9.1	6.2	1.9	1.3	2.7	3.9	6.2	2.5	
24 Pembuatan logam asas <i>Manufacture of basic metals</i>	3.3	1.9	4.8	4.4	4.0	0.1	3.2	2.8	1.4	0.4	3.3	1.9	
25 Pembuatan produk logam, kecuali mesin dan kelengkapan <i>Manufacture of fabricated metal products, except machinery and equipment</i>	2.8	5.5	2.3	4.5	4.0	0.5	4.1	4.9	6.2	6.8	2.8	5.5	
6. Produk elektrik dan elektronik <i>Electrical and electronic products</i>	7.4	2.3	6.1	7.5	9.1	7.0	3.2	4.0	1.8	0.5	7.4	2.3	
26 Pembuatan komputer, produk elektronik dan optikal <i>Manufacture of computer, electronics and optical products</i>	9.3	3.1	8.2	9.4	11.0	8.8	3.7	5.0	2.3	1.4	9.3	3.1	
27 Pembuatan kelengkapan elektrik <i>Manufacture of electrical equipment</i>	2.8	0.2	1.7	3.3	4.5	1.6	1.4	1.7	0.7	-2.7	2.8	0.2	
28 Pembuatan jentera dan peralatan t.t.t.l. <i>Manufacture of machinery and equipment n.e.c.</i>	3.1	0.6	1.2	3.0	4.9	3.3	2.3	0.9	0.2	-0.9	3.1	0.6	
7. Kelengkapan pengangkutan dan pembuatan lain <i>Transport equipment and other manufactures</i>	4.2	3.3	2.5	5.1	7.0	2.6	2.3	3.5	3.9	3.5	4.2	3.3	
29 Pembuatan kenderaan bermotor, treler dan semi treler <i>Manufacture of motor vehicles, trailers and semi-trailers</i>	3.4	2.8	0.8	3.6	7.3	2.1	0.7	2.7	4.3	3.5	3.4	2.8	
30 Pembuatan kelengkapan pengangkutan lain <i>Manufacture of other transport equipment</i>	4.2	2.5	0.5	4.5	8.4	3.9	2.4	1.7	1.4	4.6	4.2	2.5	
32 Pembuatan lain <i>Other manufacturing</i>	6.1	1.9	7.8	8.1	7.5	1.5	1.0	3.0	0.6	2.9	6.1	1.9	
33 Pembaikan dan pemasangan jentera dan kelengkapan <i>Repair and installation of machinery and equipment</i>	4.7	6.7	3.7	7.1	4.6	3.6	7.5	7.4	8.5	3.6	4.7	6.7	
Pembuatan	Jumlah Total	5.2	3.5	4.1	5.2	6.7	5.0	4.3	3.6	3.0	2.9	5.2	3.5

(%)

2022												2023											
Jan.	Feb.	Mac.	Apr.	Mei.	Jun	Jul.	Ogo.	Sep.	Okt.	Nov.	Dis.	Jan.	Feb.	Mac.	Apr.	Mei.	Jun	Jul.	Ogo.	Sep.	Okt.	Nov.	Dis.
5.9	5.4	5.5	4.4	5.7	8.3	6.4	9.4	5.8	6.0	7.0	9.7	8.3	8.8	6.3	7.0	7.3	6.5	7.2	7.9	9.6	9.8	8.6	7.6
6.2	5.6	5.8	4.5	5.8	8.3	6.3	9.5	5.9	6.1	7.1	9.8	8.4	9.0	6.1	6.9	7.2	6.4	7.1	8.0	9.7	9.9	8.7	7.8
-0.04	2.0	1.2	2.5	5.6	8.9	8.8	7.0	4.8	5.1	4.7	7.5	7.9	4.0	9.0	7.8	8.4	8.7	9.2	7.9	8.4	8.8	8.4	4.7
1.3	0.9	0.3	0.5	0.2	4.8	4.9	4.6	2.3	2.6	4.4	4.6	3.8	4.1	5.6	9.7	8.3	7.6	5.3	5.1	5.2	4.0	1.1	0.5
2.8	3.2	2.7	2.0	2.0	8.9	6.4	5.8	7.7	5.9	3.8	3.6	4.9	4.2	5.6	7.0	6.9	8.4	6.3	5.5	5.5	5.3	4.0	2.3
2.4	2.0	0.8	0.6	0.4	3.9	4.1	3.7	5.2	3.2	2.3	0.7	4.1	1.5	4.9	6.8	7.2	6.6	5.8	6.7	5.3	4.5	3.2	3.0
3.1	3.8	3.9	2.7	2.4	13.1	6.5	6.4	9.5	9.2	5.5	5.6	5.7	5.5	6.0	7.7	6.6	9.8	5.6	5.0	5.9	5.7	4.1	1.0
2.8	4.0	3.4	3.2	4.4	9.1	11.5	8.6	8.2	2.9	2.0	3.9	4.3	5.9	6.1	5.3	7.1	8.5	9.7	4.3	4.9	6.1	5.7	4.8
5.1	5.2	4.5	4.5	5.0	7.3	7.2	6.7	2.9	3.0	2.6	3.1	4.1	4.5	4.4	4.0	5.0	4.2	5.1	5.5	5.1	5.2	4.7	4.4
7.6	7.9	7.1	7.0	7.9	9.9	6.8	5.8	0.3	0.5	0.3	1.1	2.5	5.1	5.0	4.7	4.6	4.1	5.4	5.8	5.2	5.8	6.0	4.1
4.0	5.9	1.3	1.2	3.0	4.4	6.1	5.8	3.5	3.3	2.7	7.7	4.1	5.0	4.9	1.8	1.7	0.8	0.7	1.1	2.1	3.2	1.3	0.5
1.6	1.3	1.0	0.5	0.6	4.7	6.0	5.8	9.1	9.3	8.6	3.0	5.1	4.5	4.7	6.6	8.2	7.1	7.4	8.0	7.9	5.5	4.7	5.4
6.7	5.2	7.9	8.5	7.9	9.6	9.8	9.3	0.2	0.3	0.1	1.4	4.8	3.3	3.2	2.9	5.2	4.6	6.4	6.6	5.2	5.8	6.3	7.2
1.1	1.1	1.5	2.3	2.4	1.4	4.6	4.7	3.8	3.8	4.8	5.2	5.7	6.0	4.7	3.9	0.5	-0.8	-0.2	0.1	0.1	1.4	2.2	0.4
0.2	2.5	2.7	2.5	3.1	0.2	2.5	3.9	0.2	0.3	0.4	1.2	8.1	7.3	7.6	8.3	8.0	5.1	2.8	4.1	1.1	6.0	6.3	6.1
1.8	1.3	1.6	2.9	3.5	1.0	4.7	4.0	1.5	3.1	3.3	4.1	4.4	4.6	4.4	5.0	1.4	1.2	0.1	0.4	0.1	0.7	0.2	-1.9
10.5	7.8	8.2	8.3	8.5	9.1	9.9	10.0	11.0	11.7	12.3	11.6	6.7	3.2	3.8	1.1	0.6	0.3	0.8	1.2	0.6	0.7	2.3	2.5
0.4	0.3	0.7	1.6	1.5	1.4	4.6	4.8	5.1	4.4	6.0	6.3	5.8	6.6	4.1	2.8	-1.2	-2.8	-0.9	-0.8	-0.2	0.8	2.3	0.1
4.1	3.5	3.1	3.3	3.9	7.0	7.2	7.1	2.7	2.4	2.1	2.0	2.9	3.8	2.8	2.7	3.5	3.2	3.2	3.8	4.1	3.8	3.6	4.5
4.6	3.9	3.8	3.4	3.6	8.9	9.8	9.5	8.1	7.5	5.8	5.4	4.0	1.6	0.1	0.2	1.8	2.0	1.6	3.0	3.7	3.3	4.4	4.0
5.7	6.2	2.4	4.1	4.1	5.1	6.0	5.7	0.5	0.2	0.1	0.1	3.4	3.3	2.8	2.7	3.3	2.3	2.2	1.1	1.0	0.5	0.2	0.5
2.6	1.3	3.0	2.8	4.1	6.8	5.9	6.2	0.2	0.1	0.7	0.8	1.6	5.8	5.0	4.8	5.0	4.8	5.4	6.4	6.7	6.8	5.6	8.0
5.6	5.5	7.3	7.3	7.5	7.8	9.1	9.3	8.9	7.2	6.7	7.1	2.3	3.2	4.0	3.7	4.8	3.4	2.0	1.6	1.7	1.3	1.2	-0.8
7.4	7.3	9.8	8.9	9.5	9.7	10.9	11.2	10.8	8.6	8.8	9.0	2.8	4.2	4.1	4.6	6.4	4.1	2.5	2.1	2.4	2.2	2.1	0.2
0.8	1.6	2.9	4.2	2.8	3.0	4.7	4.8	4.2	2.7	1.8	0.5	0.3	1.3	2.7	2.1	1.7	1.2	1.5	0.8	0.0	-1.2	-2.8	-4.1
2.0	1.1	0.3	2.8	2.9	3.2	5.1	5.2	4.6	4.7	1.4	4.0	1.7	0.5	4.8	1.0	0.2	1.6	0.2	0.1	0.1	-0.4	0.6	-2.6
2.5	2.2	2.7	2.7	4.7	8.1	8.4	8.3	4.5	2.9	1.4	3.3	2.4	2.3	2.2	1.6	5.1	3.8	4.4	3.8	3.6	3.6	3.7	3.4
0.5	0.6	1.3	0.6	3.2	7.4	9.1	9.2	3.8	2.6	1.0	2.8	1.0	0.4	0.9	0.3	4.3	3.7	5.0	4.1	3.8	3.9	3.7	2.9
0.0	0.7	0.9	1.3	3.8	8.7	9.1	9.3	7.0	5.6	1.7	4.4	3.7	2.7	1.0	0.7	2.4	2.0	2.2	1.0	0.8	3.1	5.2	5.6
9.4	7.2	6.8	7.4	8.3	8.4	8.4	8.5	5.5	2.1	1.9	0.6	0.3	0.1	2.8	1.9	6.1	1.2	0.9	0.3	0.7	3.5	2.8	2.3
3.6	3.3	4.2	5.4	6.4	9.6	5.7	4.6	3.3	2.0	1.9	6.9	7.0	9.1	6.4	5.8	8.5	8.1	8.2	8.8	8.5	3.4	3.2	4.1
4.1	3.9	4.4	4.5	5.0	6.2	7.1	7.5	5.4	4.8	4.7	5.4	4.0	4.6	4.2	3.9	4.0	3.0	2.9	3.0	3.2	3.4	3.3	2.1

Jadual **1.3C** : Gaji dan Upah yang Dibayar Sektor Pembuatan Mengikut Subsektor: Perubahan Peratusan Bulanan/Suku Tahunan
 Table **1.3C** : Salaries and Wages Paid of Manufacturing Sector by Sub-sector: Monthly/Quarterly Percentage Change

Subsektor Sub-sector	2022				2023				2022			
	Q1	Q2	Q3	Q4	Q1	Q2	Q3	Q4	Jan.	Feb.	Mac	
1. Makanan, minuman dan tembakau <i>Food, beverages and tobacco</i>	1.4	0.7	0.7	4.7	1.6	-0.1	1.9	5.1	-2.2	-1.0	1.2	
10 Pembuatan produk makanan <i>Manufacture of food products</i>	1.6	1.0	0.7	4.3	1.7	0.1	2.0	4.7	-1.8	-1.2	1.6	
11 Pembuatan minuman <i>Manufacture of beverages</i>	-2.4	-3.2	0.1	11.9	-1.4	-1.9	0.2	10.5	-7.2	1.1	-4.7	
12 Pembuatan produk tembakau <i>Manufacture of tobacco products</i>	0.3	-14.9	0.5	21.1	0.9	-11.6	-2.6	17.1	-16.4	6.7	-5.0	
2. Tekstil, pakaian, kulit dan kasut <i>Textiles, wearing apparel, leather and footwear</i>	-0.3	-3.7	0.8	7.8	0.2	-1.4	-0.7	5.9	-3.4	-4.3	-0.6	
13 Pembuatan tekstil <i>Manufacture of textiles</i>	-2.7	-1.2	2.2	3.8	-1.3	2.1	1.3	1.4	-3.9	-1.7	-1.4	
14 Pembuatan pakaian <i>Manufacture of wearing apparel</i>	1.2	-5.6	0.4	11.3	0.3	-3.6	-1.9	9.1	-4.4	-7.0	0.1	
15 Pembuatan produk kulit dan barangan berkaitan <i>Manufacture of leather and related products</i>	0.8	-3.5	-0.9	6.9	3.2	-2.1	-1.6	6.2	0.9	-1.8	-0.8	
3. Produk kayu, perabot, keluaran kertas dan percetakan <i>Wood products, furniture, paper products and printing</i>	1.9	-2.5	-0.5	4.1	3.3	-2.4	0.3	3.6	0.1	-1.6	-0.5	
16 Pembuatan kayu dan produk kayu dan gabus, kecuali perabot; pembuatan bagi artikel jerami dan bahan-bahan anyaman <i>Manufacture of wood and products of wood and cork, except furniture; manufacture of articles of straw and plaiting materials</i>	-0.6	-2.5	1.3	2.5	2.9	-2.2	2.3	2.3	-0.6	-1.7	-1.4	
17 Pembuatan kertas dan produk kertas <i>Manufacture of paper and paper products</i>	1.2	-1.5	0.7	4.1	1.3	-4.5	0.6	4.4	-0.05	2.1	-1.9	
18 Percetakan dan penerbitan semula media rakaman <i>Printing and reproduction of recorded media</i>	5.3	-1.3	-3.2	6.1	3.4	1.1	-2.8	3.6	-1.2	-4.7	2.0	
31 Pembuatan perabot <i>Manufacture of furniture</i>	2.2	-4.4	-1.0	4.0	5.5	-4.0	0.7	4.4	2.1	-1.9	-0.5	
4. Petroleum, kimia, getah dan plastik <i>Petroleum, chemical, rubber and plastic</i>	-0.4	2.9	1.9	0.2	0.3	-1.3	0.8	1.5	-4.6	-1.2	5.8	
19 Pembuatan kok dan produk petroleum bertapis <i>Manufacture of coke and refined petroleum products</i>	1.2	-15.4	8.5	8.3	8.2	-15.8	4.0	12.0	-10.8	-0.7	16.9	
20 Pembuatan kimia dan produk kimia <i>Manufacture of chemicals and chemical products</i>	3.9	-4.2	1.6	2.3	4.9	-6.0	-0.7	1.7	-3.4	0.3	3.8	
21 Pembuatan produk farmaseutikal asas, kimia perubatan dan botani <i>Manufacture of basic pharmaceutical products and pharmaceutical preparations</i>	-4.5	8.7	3.3	4.4	-10.7	4.6	3.5	5.4	-10.3	-2.3	-0.03	
22 Pembuatan produk getah dan plastik <i>Manufacture of rubber and plastics products</i>	-2.7	10.4	0.9	-2.6	-2.8	4.2	0.7	-0.9	-3.3	-2.1	4.8	
5. Produk mineral bukan logam, logam asas dan produk logam yang direka <i>Non-metallic mineral products, basic metal and fabricated metal</i>	1.2	-2.7	-0.9	4.7	2.1	-2.7	-0.3	5.0	-1.7	-2.7	0.6	
23 Pembuatan produk galian bukan logam lain <i>Manufacture of other non-metallic mineral products</i>	0.4	2.0	0.5	3.1	-3.7	1.5	1.9	4.2	-1.9	-2.8	3.2	
24 Pembuatan logam asas <i>Manufacture of basic metals</i>	3.2	-5.8	-3.1	6.4	6.3	-6.2	-4.4	5.3	-2.2	-1.8	-0.8	
25 Pembuatan produk logam, kecuali mesin dan kelengkapan <i>Manufacture of fabricated metal products, except machinery and equipment</i>	0.3	-3.9	-0.4	4.8	3.8	-3.2	0.9	5.4	-1.2	-3.3	-0.4	
6. Produk elektrik dan elektronik <i>Electrical and electronic products</i>	3.2	-2.5	0.1	6.2	-0.5	-1.8	-2.0	4.9	-3.9	0.7	-2.8	
26 Pembuatan komputer, produk elektronik dan optikal <i>Manufacture of computer, electronics and optical products</i>	4.4	-1.6	-1.1	7.1	-0.6	-0.3	-3.7	6.2	-4.3	1.7	-1.4	
27 Pembuatan kelengkapan elektrik <i>Manufacture of electrical equipment</i>	-0.1	-5.3	5.8	1.5	-0.4	-5.0	4.9	-2.0	-3.0	-2.7	-4.2	
28 Pembuatan jentera dan peralatan t.t.t.l. <i>Manufacture of machinery and equipment n.e.c.</i>	1.0	-4.7	1.2	6.1	-0.1	-6.0	0.4	5.0	-2.3	-0.9	-7.6	
7. Kelengkapan pengangkutan dan pembuatan lain <i>Transport equipment and other manufactures</i>	0.1	0.2	-2.3	4.7	-0.1	1.3	-1.9	4.4	-4.9	1.2	-0.4	
29 Pembuatan kenderaan bermotor, treler dan semi treler <i>Manufacture of motor vehicles, trailers and semi-trailers</i>	-1.6	2.0	-3.1	5.0	-2.9	4.0	-1.6	4.2	-7.9	2.5	-3.0	
30 Pembuatan kelengkapan pengangkutan lain <i>Manufacture of other transport equipment</i>	6.7	-0.2	-2.6	0.2	5.1	-0.9	-2.9	3.5	2.5	3.0	7.3	
32 Pembuatan lain <i>Other manufacturing</i>	-1.6	-3.3	3.7	2.9	-2.0	-1.4	1.3	5.1	-7.1	-1.3	-2.6	
33 Pembaikan dan pemasangan jentera dan kelengkapan <i>Repair and installation of machinery and equipment</i>	1.0	-0.9	-5.8	9.8	4.8	-0.9	-4.8	4.8	0.2	-1.1	2.3	
Pembuatan	Jumlah Total	1.4	-0.8	0.2	4.1	0.8	-1.4	-0.4	4.0	-3.2	-0.8	0.5

(%)

2023																				
Apr.	Mei	Jun	Jul.	Ogo.	Sep.	Okt.	Nov.	Dis.	Jan.	Feb.	Mac	Apr.	Mei	Jun	Jul.	Ogo.	Sep.	Okt.	Nov.	Dis.
-0.4	0.7	0.6	-0.1	-0.7	1.7	0.1	1.2	8.4	-3.3	-0.6	-1.1	0.2	1.0	-0.1	0.6	-0.02	3.3	0.3	0.1	7.4
-0.5	0.9	0.7	-0.01	-0.8	1.4	0.1	1.0	8.3	-3.1	-0.6	-1.1	0.2	1.2	-0.1	0.7	-0.02	3.1	0.3	-0.1	7.4
2.6	-3.8	-1.0	-1.1	1.6	6.6	-0.04	5.2	9.4	-6.8	-2.6	-0.2	1.6	-3.3	-0.8	-0.7	0.3	7.2	0.3	4.8	5.7
-13.9	0.02	0.2	-0.01	-3.7	8.7	4.7	2.2	27.6	-17.0	7.0	-3.6	-10.5	-1.3	-0.4	-2.2	-3.8	8.8	3.5	-0.7	26.8
-1.0	0.7	-4.1	1.8	0.9	3.1	-0.1	4.8	6.4	-2.2	-5.0	0.8	0.3	0.7	-2.7	-0.2	0.1	3.1	-0.3	3.6	4.6
-1.0	2.4	-0.7	0.9	0.2	2.3	0.5	1.7	1.5	-0.6	-4.2	1.9	0.8	2.8	-1.2	0.2	1.1	0.9	-0.3	0.4	1.3
-1.1	0.1	-7.0	4.7	-0.6	3.1	-0.6	8.9	11.0	-4.3	-7.2	0.5	0.5	-0.9	-4.2	0.6	-1.1	4.0	-0.8	7.3	7.6
-0.7	-1.1	-3.1	-4.4	6.9	4.7	0.05	0.5	3.3	1.2	-0.3	-0.6	-1.4	0.6	-1.8	-3.4	1.7	5.3	1.2	0.1	2.4
-1.6	0.5	-1.1	-0.7	0.5	1.3	0.8	1.0	4.5	1.1	-1.3	-0.5	-2.0	1.5	-1.8	0.1	0.8	0.9	0.9	0.6	4.2
-0.7	0.2	-1.4	1.6	0.4	1.1	0.4	0.3	3.0	0.8	0.8	-1.5	-1.0	0.2	-2.0	2.9	0.7	0.5	1.0	0.4	1.2
-0.8	-0.8	1.4	-1.0	0.8	1.6	0.7	0.4	5.2	-3.4	3.0	-2.0	-3.8	-0.8	0.4	-1.0	1.2	2.6	1.8	-1.4	4.3
-2.1	1.9	-0.4	-2.7	0.2	-2.9	3.2	3.8	6.6	0.8	-5.3	2.2	-0.3	3.4	-1.4	-2.4	0.7	-2.9	0.9	3.0	7.3
-2.8	0.5	-3.2	-1.0	0.5	4.9	-0.5	-0.1	3.7	5.6	-3.3	-0.7	-3.0	2.8	-3.8	0.7	0.7	3.5	0.01	0.3	4.5
-2.4	1.8	2.2	-0.4	0.6	-0.3	-1.0	-1.4	6.5	-4.1	-1.0	4.5	-3.1	-1.5	0.9	0.2	0.9	-0.4	0.3	-0.7	4.7
-25.1	-0.1	7.4	-0.4	0.9	10.2	-0.5	-4.8	16.1	-4.7	-1.5	17.2	-24.6	-0.5	4.5	-2.6	2.1	6.9	4.3	-4.5	15.9
-5.8	-2.8	2.8	2.2	-1.6	-1.0	0.2	0.0	10.2	-3.1	0.5	3.7	-5.3	-6.1	2.6	1.1	-1.3	-1.3	0.8	-0.5	7.8
12.7	-4.5	0.7	2.3	3.5	-0.8	2.3	-5.1	15.2	-14.2	-5.5	0.5	9.7	-4.9	0.4	2.8	3.9	-1.3	2.4	-3.6	15.4
4.0	4.8	1.2	-1.8	1.4	-1.8	-1.8	-1.2	2.4	-3.8	-1.4	2.3	2.7	0.7	-0.4	0.2	1.5	-1.2	-0.8	0.3	0.2
-2.4	1.2	-1.4	-1.0	-0.1	2.3	0.6	0.7	6.4	-0.8	-1.9	-0.3	-2.5	1.9	-1.7	-0.9	0.4	2.5	0.3	0.5	7.3
-0.2	1.9	-0.6	0.1	-1.1	2.8	0.3	0.1	3.6	-3.2	-5.1	1.7	-0.1	3.5	-0.4	-0.3	0.3	3.6	-0.1	1.2	3.3
-3.7	-0.6	-1.9	-2.8	0.6	2.3	0.6	0.5	10.8	1.0	-1.9	-1.2	-3.8	-0.1	-2.9	-2.9	-0.5	2.1	0.1	0.2	11.1
-3.3	1.9	-1.7	-0.5	0.2	1.8	0.7	1.4	5.6	-0.3	0.7	-1.1	-3.5	2.1	-1.9	0.0	1.2	2.0	0.8	0.2	7.9
-1.9	1.2	0.8	-2.9	2.1	2.4	-0.2	-0.2	12.5	-8.2	1.6	-2.0	-2.2	2.3	-0.6	-4.2	1.6	2.5	-0.6	-0.3	10.3
-1.5	-0.1	1.2	-4.2	2.0	3.2	-0.4	0.4	13.3	-9.8	3.1	-1.6	-1.1	1.7	-0.9	-5.7	1.5	3.5	-0.6	0.3	11.1
-8.4	9.9	2.2	0.04	1.9	-0.2	-0.7	-1.6	8.8	-3.3	-1.7	-2.8	-8.9	9.4	1.8	0.2	1.2	-1.0	-2.0	-3.2	7.4
1.6	-0.002	-2.2	0.6	2.7	1.0	1.5	-1.5	12.2	-4.4	-2.1	-3.6	-2.1	-0.7	-0.9	-0.7	2.6	1.0	0.9	-0.5	8.7
1.4	-1.9	-0.5	-2.4	1.0	0.9	0.8	0.4	8.1	-5.8	1.1	-0.4	0.8	1.4	-1.7	-1.8	0.4	0.8	0.8	0.4	7.8
4.5	-2.1	0.6	-4.1	1.9	0.5	0.5	-0.1	10.8	-9.6	1.9	-2.5	3.9	1.9	-0.02	-3.0	1.1	0.2	0.6	-0.3	10.0
-4.5	-0.2	-3.1	-0.8	-1.1	3.1	-0.2	-2.7	1.6	1.7	2.0	5.4	-4.8	1.5	-3.5	-0.5	-2.3	3.0	2.1	-0.8	2.0
-1.9	0.2	2.0	0.4	2.4	0.6	-2.2	0.6	10.4	-7.4	-1.5	0.1	-2.8	4.3	-2.7	0.1	1.8	1.1	0.5	-0.1	9.9
2.3	-4.8	-3.3	-1.6	-0.8	0.4	5.5	4.0	4.0	0.3	0.9	-0.3	1.8	-2.4	-3.7	-1.5	-0.3	0.2	0.5	3.8	4.9
-1.6	0.9	0.4	-1.4	0.8	1.5	-0.05	0.1	8.5	-4.4	-0.2	0.1	-1.9	1.0	-0.6	-1.5	0.9	1.7	0.1	0.04	7.3

Jadual **1.4a** : Nilai Jualan Sektor Pembuatan Mengikut Kumpulan
 Table : Sales Value of Manufacturing Sector by Group

Kod Kumpulan Group code	Keterangan Kumpulan/Tempoh	2022	2023	2022			
				Q1	Q2	Q3	Q4
101	Pemprosesan dan pengawetan daging	8,809	9,315	2,135	2,179	2,212	2,282
102	Pemprosesan dan pengawetan ikan, krustasea dan moluska	5,714	6,056	1,435	1,434	1,405	1,440
	10201 Pengetinan ikan, krustasea dan moluska &	5,391	5,670	1,354	1,359	1,324	1,353
	10202 Pemprosesan dan pengawetan ikan, krustasea dan moluska Industri lain	323	386	80	75	81	87
103	Pemprosesan dan pengawetan buah-buahan dan sayur - sayuran	1,808	2,368	445	441	453	469
	10303 Pengetinan nanas &	357	564	75	77	99	104
	10304 Pembuatan jem, marmalad dan sajian jeli Industri lain	1,451	1,804	369	364	354	365
104	Pembuatan minyak dan lemak daripada sayuran dan haiwan	190,130	168,839	37,522	53,117	49,670	49,822
	10404 Pembuatan minyak sayuran mentah dan bertapis &	20,492	20,650	4,070	5,239	5,949	5,234
	10406 Pembuatan sebatian lemak masakan						
	10405 Pembuatan minyak kelapa Industri lain	1,536	1,231	372	359	410	395
		168,102	146,958	33,080	47,518	43,311	44,193
105	Pembuatan produk tenusu	12,117	12,107	2,942	3,036	3,090	3,049
	10502 Pembuatan susu pekat, tepung dan sejat Industri lain	11,313	11,271	2,739	2,842	2,880	2,852
		804	836	203	194	210	197
106	Pembuatan produk bijian, kanji dan produk berkanji	10,613	11,151	2,516	2,775	2,606	2,716
	10611 Pengilangan beras	5,201	5,367	1,189	1,403	1,300	1,308
	10613 Pengilangan tepung Industri lain	5,075	5,460	1,248	1,291	1,225	1,312
		336	324	78	81	81	97
107	Pembuatan produk makanan lain	58,413	63,250	14,013	14,682	14,869	14,849
	10711 Pembuatan biskut dan cookies	3,287	4,043	797	846	797	847
	10712 Pembuatan roti, kek dan produk bakeri lain	12,482	13,821	2,875	3,258	3,255	3,094
	10713 Pembuatan produk snek	2,830	3,309	692	723	684	732
	10721 Pembuatan gula	5,200	6,114	1,370	1,298	1,252	1,279
	10731 Pembuatan produk koko	3,402	3,612	864	807	847	885
	10732 Pembuatan coklat dan produk coklat &	14,094	13,784	3,382	3,618	3,606	3,488
	10733 Pembuatan konfeksi gula						
	10793 Pembuatan sos dan bahan perasa	2,267	2,437	590	561	539	578
	10799 Pembuatan produk makanan lain t.t.t.l. Industri lain	6,300	6,636	1,433	1,497	1,652	1,718
		8,552	9,493	2,011	2,074	2,238	2,228
108/10800	Pembuatan makanan haiwan tersedia	16,492	19,358	3,619	4,298	4,347	4,228
110	Pembuatan minuman ringan	12,717	13,055	3,198	3,034	3,237	3,248
	11041 Pembuatan minuman ringan	6,725	7,141	1,739	1,564	1,650	1,772
	11042 Pengeluaran air mineral semulajadi dan minuman lain yang dibotolkan Industri lain	1,350	1,400	347	334	345	324
		4,643	4,514	1,113	1,137	1,242	1,151
120/12000	Pembuatan produk tembakau	3,410	4,010	1,018	785	681	926
131	Pemintalan, penenunan dan penyiapan tekstil	6,520	5,716	1,679	1,629	1,586	1,626
	13110 Penyediaan dan pemintalan gentian tekstil &	4,842	4,266	1,254	1,202	1,171	1,215
	13120 Penenunan tekstil						
	13132 Pewarnaan, pelunturan, percetakan dan penyiapan akhir benang dan fabrik Industri lain	1,625	1,413	412	413	401	399
		53	37	14	13	14	12
139	Pembuatan tekstil lain	5,132	5,688	1,279	1,272	1,260	1,321
	13910 Pembuatan fabrik dikait dan dikrusye Industri lain	2,306	2,264	587	574	559	586
		2,825	3,424	692	698	701	735
141	Pembuatan pakaian, kecuali pakaian berbulu	8,945	9,388	2,353	2,118	2,124	2,350
	14102 Pembuatan pakaian Industri lain	7,847	8,293	2,041	1,843	1,881	2,081
		1,098	1,095	312	275	242	269
142 & 143	Pembuatan artikel daripada kulit bulu dan pakaian yang dikait dan dikrusye	408	485	103	92	100	112
151 (15110 & 15120)	Penyamakan dan pembersihan kulit, pembuatan bagasi, beg tangan, pelana dan abah-abah pembersihan dan pewarnaan bulu	1,857	1,997	477	387	441	551
152	Pembuatan kasut	781	879	202	181	189	209
	15201 Pembuatan kasut kulit &	498	578	122	108	129	140
	15203 Pembuatan kasut getah Industri lain	282	301	81	73	60	69
161/16100	Pengilangan dan pengetaman kayu	6,672	6,495	1,933	1,334	1,581	1,825

2023		2022		2023		Group Description/Period
Q1	Q2	Q3	Q4	(Jan. - Dis.)	(Jan. - Dis.)	
2,269	2,393	2,327	2,326	8,809	9,315	Processing and preserving of meat
1,450	1,487	1,552	1,568	5,714	6,056	Processing and preserving of fish, crustaceans and molluscs
1,357	1,392	1,458	1,463	5,391	5,670	Canning of fish, crustaceans and molluscs
93	94	94	105	323	386	Processing, curing and preserving of fish, crustacean and molluscs
517	600	620	630	1,808	2,368	Processing and preserving of fruits and vegetable
113	145	150	156	357	564	Pineapple canning
404	455	470	474	1,451	1,804	Manufacture of jams, marmalades and table jellies
39,293	39,599	42,807	47,140	190,130	168,839	Manufacture of vegetable and animal oils and fats
4,976	5,227	5,286	5,162	20,492	20,650	Manufacture of crude and refined vegetable oil
315	271	307	338	1,536	1,231	Manufacture of compound cooking fats
34,003	34,101	37,214	41,640	168,102	146,958	Manufacture of coconut oil
3,056	3,180	2,933	2,938	12,117	12,107	Manufacture of dairy products
2,871	2,982	2,707	2,710	11,313	11,271	Manufacture of condensed, powdered and evaporated milk
184	199	226	227	804	836	Other industry
2,757	2,802	2,767	2,824	10,613	11,151	Manufacture of grain mill products, starches and starch products
1,340	1,388	1,321	1,317	5,201	5,367	Rice milling
1,334	1,337	1,366	1,423	5,075	5,460	Flour milling
83	77	79	84	336	324	Other industry
14,981	15,669	15,954	16,646	58,413	63,250	Manufacture of other food products
839	952	1,060	1,193	3,287	4,043	Manufacture of biscuits and cookies
3,403	3,608	3,495	3,315	12,482	13,821	Manufacture of bread, cakes and other bakery products
698	797	859	955	2,830	3,309	Manufacture of snack products
1,271	1,475	1,609	1,759	5,200	6,114	Manufacture of sugar
903	869	887	953	3,402	3,612	Manufacture of cocoa products
3,441	3,448	3,365	3,531	14,094	13,784	Manufacture of chocolate and chocolate products
569	575	621	672	2,267	2,437	Manufacture of sugar confectionery
1,610	1,582	1,631	1,813	6,300	6,636	Manufacture of sauces and condiments
2,247	2,364	2,427	2,455	8,552	9,493	Manufacture of other food products n.e.c.
4,349	4,993	5,139	4,876	16,492	19,358	Manufacture of prepared animal feeds
3,204	3,131	3,284	3,436	12,717	13,055	Manufacture of beverages
1,695	1,676	1,839	1,931	6,725	7,141	Manufacture of soft drinks
334	345	372	349	1,350	1,400	Production of natural mineral waters and other bottled waters
1,174	1,111	1,073	1,156	4,643	4,514	Other industry
1,196	996	807	1,010	3,410	4,010	Manufacture of tobacco products
1,481	1,486	1,383	1,365	6,520	5,716	Spinning, weaving and finishing of textiles
1,147	1,138	1,012	968	4,842	4,266	Preparation and spinning of textile fibres
324	338	362	389	1,625	1,413	Weaving of textiles
11	9	9	8	53	37	Dyeing, bleaching, printing and finishing of yarns and fabrics
1,415	1,380	1,387	1,506	5,132	5,688	Manufacture of other textiles
584	569	546	565	2,306	2,264	Manufacture of knitted and crocheted fabrics
831	811	841	941	2,825	3,424	Other industry
2,410	2,263	2,276	2,439	8,945	9,388	Manufacture of wearing apparel, except fur apparel
2,096	2,009	2,029	2,159	7,847	8,293	Manufacture of clothings
314	254	247	280	1,098	1,095	Other industry
123	111	115	136	408	485	Manufacture of articles of fur, knitted and crocheted apparel
508	439	466	584	1,857	1,997	Tanning and dressing of leather; manufacture of luggage, handbags, saddlery and harness; dressing and dyeing of fur
215	210	215	240	781	879	Manufacture of footwear
138	135	143	163	498	578	Manufacture of leather footwear
77	75	72	77	282	301	Manufacture of rubber footwear
1,965	1,378	1,458	1,694	6,672	6,495	Sawmilling and planning of wood

Jadual Table **1.4a** : Nilai Jualan Sektor Pembuatan Mengikut Kumpulan (samb.)
: Sales Value of Manufacturing Sector by Group (cont.)

Kod Kumpulan Group code	Keterangan Kumpulan/Tempoh	2022										
		Jan.	Feb.	Mac	Apr.	Mei	Jun	Jul.	Ogo.	Sep.	Okt.	Nov.
101	Pemprosesan dan pengawetan daging	747	706	681	731	738	711	709	763	741	792	771
102	Pemprosesan dan pengawetan ikan, krustasea dan moluska	503	450	481	473	473	488	438	490	478	476	491
10201 & 10202	Pengetinan ikan, krustasea dan moluska	476	425	454	447	450	462	413	463	448	446	464
	Pemprosesan dan pengawetan ikan, krustasea dan moluska Industri lain	28	25	27	26	24	25	25	27	29	30	27
103	Pemprosesan dan pengawetan buah-buahan dansayur - sayuran	162	144	139	145	144	152	142	155	157	153	163
10303 & 10304	Pengetinan nanas	28	26	22	24	22	31	30	33	36	35	38
	Pembuatan jem, marmalad dan sajian jeli Industri lain	133	118	118	121	122	120	111	122	120	118	125
104	Pembuatan minyak dan lemak daripada sayuran dan haiwan	13,195	12,218	12,109	16,749	17,919	18,448	15,779	16,472	17,419	16,701	16,158
10404 & 10406	Pembuatan minyak sayuran mentah dan bertapis	1,434	1,259	1,377	1,624	1,731	1,885	2,018	2,007	1,924	1,717	1,602
	Pembuatan sebatian lemak masakan	117	126	128	115	121	123	135	146	129	128	122
	Pembuatan minyak kelapa Industri lain	11,644	10,833	10,603	15,011	16,067	16,440	13,626	14,319	15,366	14,856	14,435
105	Pembuatan produk tenusu	993	967	982	1,013	1,008	1,015	979	1,078	1,033	1,007	1,035
10502	Pembuatan susu pekat, tepung dan sejat Industri lain	923	901	916	949	945	948	910	1,007	962	940	969
		70	66	66	64	63	67	69	71	70	67	66
106	Pembuatan produk bijian, kanji dan produk berkanji	824	819	873	984	924	868	821	884	901	904	897
10611	Pengilangan beras	376	406	408	532	466	406	394	446	461	444	432
10613	Pengilangan tepung Industri lain	420	388	439	424	432	435	401	412	412	427	433
		28	25	25	28	26	27	26	26	28	33	33
107	Pembuatan produk makanan lain	4,769	4,485	4,759	4,937	4,792	4,953	4,855	5,107	4,907	4,952	4,947
10711	Pembuatan biskut dan cookies	271	260	266	335	257	254	254	278	265	279	286
10712	Pembuatan roti, kek dan produk bakeri lain	987	933	955	1,015	1,092	1,152	1,111	1,127	1,017	1,011	1,005
10713	Pembuatan produk snek	226	222	243	252	235	236	213	233	239	245	242
10721	Pembuatan gula	511	430	429	455	391	453	411	421	420	425	424
10731	Pembuatan produk koko	306	300	257	270	268	270	282	289	276	297	294
10732 & 10733	Pembuatan coklat dan produk coklat	1,120	1,050	1,211	1,232	1,223	1,163	1,163	1,246	1,196	1,190	1,160
	Pembuatan konfeksi gula	199	190	200	204	175	182	175	184	181	189	202
10793	Pembuatan sos dan bahan perasa	474	457	502	492	489	515	506	579	567	581	588
10799	Pembuatan produk makanan lain t.t.t.l. Industri lain	674	641	696	683	661	730	742	751	746	734	746
108/10800	Pembuatan makanan haiwan tersedia	1,279	1,184	1,156	1,435	1,424	1,439	1,449	1,423	1,475	1,439	1,385
110	Pembuatan minuman ringan	1,042	1,046	1,110	1,153	936	946	1,043	1,114	1,080	1,140	1,076
11041	Pembuatan minuman ringan	543	580	616	640	464	459	548	576	527	612	577
11042	Pengeluaran air mineral semulajadi dan minuman lain yang dibotolkan Industri lain	108	115	124	125	102	107	115	119	111	111	110
		392	351	370	388	369	380	381	419	442	417	388
120/12000	Pembuatan produk tembakau	327	330	361	329	239	218	216	243	222	301	323
131	Pemintalan, penenunan dan penyiapan tekstil	566	547	567	548	513	568	545	537	504	514	539
13110 & 13120	Penyediaan dan pemintalan gentian tekstil	411	414	429	409	386	407	396	404	371	374	404
13132	Penenunan tekstil	150	129	133	135	122	156	144	129	129	137	131
	Pewarnaan, pelunturan, percetakan dan penyiapan akhir benang dan fabrik Industri lain	5	4	4	4	5	5	5	5	4	4	4
139	Pembuatan tekstil lain	446	412	421	415	416	441	430	413	417	433	443
13910	Pembuatan fabrik dikait dan dikrusye Industri lain	203	189	195	186	190	198	191	184	184	195	196
		243	223	226	230	225	243	239	229	233	238	247
141	Pembuatan pakaian, kecuali pakaian berbulu	787	776	789	757	705	657	700	713	711	732	795
14102	Pembuatan pakaian Industri lain	689	671	681	657	609	577	623	634	624	643	701
		98	105	108	100	96	79	76	79	87	89	94
142 & 143	Pembuatan artikel daripada kulit bulu dan pakaian yang dikait dan dikrusye	38	33	32	30	30	32	32	31	37	38	39
151 (15110 & 15120)	Penyamakan dan pembersihan kulit, pembuatan bagasi, beg tangan, pelana dan abah-abah pembersihan dan pewarnaan bulu	161	160	156	134	123	130	129	148	164	179	197
152	Pembuatan kasut	68	63	71	62	62	56	59	66	63	69	69
15201 & 15203	Pembuatan kasut kulit	44	34	44	35	36	37	41	45	43	46	47
	Pembuatan kasut getah Industri lain	25	28	27	27	27	19	19	22	20	22	22
161/16100	Pengilangan dan pengetaman kayu	690	561	683	557	391	386	389	613	578	597	591

2023													Group Description/Period
Dis.	Jan.	Feb.	Mac	Apr.	Mei	Jun	Jul.	Ogo.	Sep.	Okt.	Nov.	Dis.	
719	733	772	765	802	803	789	760	782	784	784	797	745	Processing and preserving of meat
473	512	457	481	466	524	496	520	514	518	534	526	508	Processing and preserving of fish, crustaceans and molluscs
													<i>Canning of fish, crustaceans and molluscs</i>
443	482	426	449	436	491	465	491	483	483	500	490	473	<i>Processing, curing and preserving of fish, crustacean and molluscs</i>
30	30	31	32	30	33	31	29	31	34	34	35	35	<i>Other industry</i>
153	160	165	192	187	202	210	204	201	215	212	215	204	Processing and preserving of fruits and vegetable
													<i>Pineapple canning</i>
31	34	36	43	41	49	55	50	48	52	54	53	49	<i>Manufacture of jams, marmalades and table jellies</i>
121	126	129	149	147	153	155	154	153	163	158	161	155	<i>Other industry</i>
16,963	13,900	13,145	12,248	12,871	13,339	13,388	12,867	13,984	15,956	16,104	15,540	15,496	Manufacture of vegetable and animal oils and fats
													<i>Manufacture of crude and refined vegetable oil</i>
1,915	1,582	1,687	1,707	1,711	1,821	1,695	1,671	1,780	1,834	1,792	1,628	1,741	<i>Manufacture of compound cooking fats</i>
145	119	103	93	82	103	86	95	105	107	117	100	121	<i>Manufacture of coconut oil</i>
14,903	12,199	11,355	10,449	11,078	11,415	11,607	11,100	12,098	14,016	14,195	13,811	13,634	<i>Other industry</i>
1,007	975	1,001	1,080	1,068	1,091	1,022	951	1,008	974	997	1,014	927	Manufacture of dairy products
942	908	943	1,020	1,007	1,023	952	880	933	895	918	938	854	<i>Manufacture of condensed, powdered and evaporated milk</i>
64	67	58	60	61	67	70	71	75	79	79	76	72	<i>Other industry</i>
915	872	931	955	936	970	896	891	919	957	953	944	927	Manufacture of grain mill products, starches and starch products
432	400	470	470	468	493	426	427	437	457	448	435	435	<i>Rice milling</i>
451	443	434	457	441	451	445	438	456	472	477	482	465	<i>Flour milling</i>
31	29	27	27	26	26	25	26	25	28	28	28	28	<i>Other industry</i>
4,949	4,918	4,979	5,084	4,976	5,442	5,252	5,151	5,362	5,441	5,530	5,633	5,483	Manufacture of other food products
282	265	286	288	288	333	331	351	353	356	384	410	399	<i>Manufacture of biscuits and cookies</i>
1,077	1,146	1,094	1,163	1,108	1,265	1,234	1,181	1,212	1,103	1,110	1,111	1,094	<i>Manufacture of bread, cakes and other bakery products</i>
244	218	225	255	251	277	268	265	289	305	309	327	319	<i>Manufacture of snack products</i>
430	417	429	425	425	502	548	507	529	572	592	605	562	<i>Manufacture of sugar</i>
294	295	328	280	280	309	280	296	295	296	321	320	313	<i>Manufacture of cocoa products</i>
													<i>Manufacture of chocolate and chocolate products</i>
1,138	1,156	1,136	1,148	1,136	1,214	1,098	1,071	1,135	1,159	1,155	1,204	1,172	<i>Manufacture of sugar confectionery</i>
187	176	194	199	203	177	195	190	208	223	223	223	226	<i>Manufacture of sauces and condiments</i>
548	521	539	549	528	551	503	498	542	592	609	614	590	<i>Manufacture of other food products n.e.c.</i>
749	724	748	775	757	814	794	792	799	836	828	820	807	<i>Other industry</i>
1,404	1,400	1,432	1,518	1,616	1,698	1,680	1,712	1,711	1,717	1,729	1,668	1,479	Manufacture of prepared animal feeds
1,032	1,047	1,043	1,114	1,118	1,049	964	1,065	1,124	1,095	1,231	1,117	1,089	Manufacture of beverages
582	537	556	603	606	543	527	633	619	587	685	616	630	<i>Manufacture of soft drinks</i>
104	101	113	121	121	115	108	119	127	126	123	117	109	<i>Production of natural mineral waters and other bottled waters</i>
346	410	374	390	391	391	329	313	377	383	423	384	350	<i>Other industry</i>
303	394	349	452	359	376	262	258	286	263	350	338	322	Manufacture of tobacco products
572	510	465	506	486	510	490	470	478	435	444	458	463	Spinning, weaving and finishing of textiles
													<i>Preparation and spinning of textile fibres</i>
437	397	360	390	376	398	365	352	352	308	310	325	333	<i>Weaving of textiles</i>
131	110	101	113	107	109	122	115	123	124	131	131	127	<i>Dyeing, bleaching, printing and finishing of yarns and fabrics</i>
4	4	3	3	3	3	3	3	3	3	3	3	2	<i>Other industry</i>
445	473	473	469	459	459	462	455	462	469	493	510	502	Manufacture of other textiles
194	194	195	195	190	189	190	181	184	180	187	191	188	<i>Manufacture of knitted and crocheted fabrics</i>
250	279	278	274	269	270	272	274	278	289	306	319	315	<i>Other industry</i>
823	800	806	804	761	769	733	774	746	756	786	845	809	Manufacture of wearing apparel, except fur apparel
737	704	703	689	674	685	650	693	668	668	694	747	718	<i>Manufacture of clothings</i>
86	97	102	115	87	84	83	81	78	89	91	98	91	<i>Other industry</i>
35	39	41	42	37	37	37	36	35	43	46	48	43	Manufacture of articles of fur, knitted and crocheted apparel
													<i>Tanning and dressing of leather; manufacture of luggage, handbags, saddlery and harness; dressing and dyeing of fur</i>
175	171	165	173	151	151	137	140	154	172	190	206	187	
71	74	69	72	73	70	67	69	75	71	77	81	81	Manufacture of footwear
													<i>Manufacture of leather footwear</i>
47	49	44	46	46	45	44	45	50	48	52	55	55	<i>Manufacture of rubber footwear</i>
24	25	25	27	26	25	23	24	25	23	25	26	26	<i>Other industry</i>
637	618	631	716	560	452	366	382	555	522	583	564	547	Sawmilling and planning of wood

Jadual
Table **1.4a** : Nilai Jualan Sektor Pembuatan Mengikut Kumpulan
: Sales Value of Manufacturing Sector by Group

Kod Kumpulan Group code	Keterangan Kumpulan/Tempoh	2022	2023	2022			
				Q1	Q2	Q3	Q4
162	Pembuatan produk daripada kayu, gabus, jerami dan bahan jalinan lain	19,222	18,113	5,871	3,758	4,191	5,402
16211	Pembuatan kepingan venier dan papan lapis	9,087	9,198	2,821	1,705	1,903	2,659
16212	Pembuatan papan partikel dan papan gentian	5,885	5,112	1,758	1,169	1,329	1,629
16221	Pertukangan kayu untuk jurubina	2,156	2,034	652	431	470	604
	Industri lain	2,094	1,769	640	454	489	511
170	Pembuatan kertas dan produk kertas	28,260	29,883	6,810	7,041	7,246	7,163
17010	Pembuatan pulpa, kertas dan kertas tebal	5,903	5,677	1,494	1,444	1,475	1,489
17020	Pembuatan kertas gelugur dan kertas tebal dan bekas daripada kertas dan kertas tebal	10,746	10,374	2,493	2,684	2,803	2,767
17091	Pembuatan sampul surat dan kad surat	374	375	79	86	102	107
17092	Pembuatan kertas kegunaan rumah dan pembersih peribadi	5,998	6,791	1,523	1,515	1,490	1,470
17093	Pembuatan kertas bergam atau pelekat yang berjalur atau bergulung dan label dan kertas dinding	3,284	3,906	735	835	888	826
	Industri lain	1,955	2,760	486	476	488	505
181 & 182	Percetakan, aktiviti perkhidmatan berkaitan percetakan dan penerbitan semula media rakaman	13,709	14,526	3,547	3,273	3,216	3,673
18110	Percetakan	10,953	11,353	2,919	2,646	2,577	2,812
18120	Aktiviti perkhidmatan berkaitan percetakan &	2,756	3,172	628	628	639	861
18200	Penerbitan semula media rakaman						
192 (19201 & 19202)	Pembuatan produk petroleum bertapis	249,901	224,714	45,669	60,286	75,616	68,330
201	Pembuatan kimia asas, baja dan sebatian nitrogen, plastik dan getah sintetik dalam bentuk primer	74,078	68,175	20,084	17,918	18,339	17,737
20111	Pembuatan gas perindustrian atau perubatan bukan organik dalam bentuk cecair atau mampat	2,036	1,706	333	536	577	590
20112	Pembuatan kimia organik asas &	38,698	34,217	10,674	9,021	9,784	9,219
20113	Pembuatan sebatian bukan organik						
20121	Pembuatan baja &	5,859	4,778	1,669	1,464	1,387	1,339
20129	Pembuatan produk campuran nitrogen						
20131	Pembuatan plastik dalam bentuk primer	21,813	22,266	6,104	5,562	4,997	5,150
	Industri lain	5,671	5,208	1,304	1,334	1,595	1,438
202 & 203	Pembuatan produk kimia lain dan serat buatan manusia	37,507	44,200	8,940	8,694	9,643	10,230
20210	Pembuatan racun perosak dan produk agrokimia lain	4,109	5,078	1,047	920	930	1,212
20221	Pembuatan cat, varnis dan penyadur dan mastik	10,181	13,718	2,629	2,464	2,479	2,609
20222	Pembuatan dakwat cetak	1,149	1,107	296	293	278	282
20231	Pembuatan sabun dan bahan pencuci, penyediaan membersihkan dan mengilap &	13,833	15,295	3,126	3,138	3,838	3,731
20232	Pembuatan pewangi dan penyediaan dandanan diri						
20291	Pembuatan plat fotografi, filem, sensitized paper dan other sensitized unexposed materials &	7,509	8,240	1,689	1,715	1,905	2,199
20292	Pembuatan dakwat menulis dan melukis &						
20299	Pembuatan produk kimia lain t.t.t.l.						
	Industri lain	726	762	152	165	212	197
210	Pembuatan produk farmaseutikal, kimia perubatan dan botani	10,181	10,744	2,412	2,501	2,695	2,573
21001	Pembuatan bahan aktif ubat-ubatan untuk digunakan oleh bidang farmakologi dalam pembuatan ubat-ubatan	8,413	8,823	2,022	2,092	2,223	2,076
	Industri lain	1,768	1,920	390	409	472	498
221	Pembuatan produk getah	65,736	59,737	16,499	18,756	15,766	14,715
22111	Pembuatan tayar getah untuk kenderaan	4,203	2,600	1,275	1,222	954	753
22112	Pembuatan bunga tayar yang boleh ditukar ganti dan tayar celup	682	867	162	168	179	174
22191	Pembuatan produk lain daripada getah asli atau sintetik, tidak divulkan, divulkan atau dikeraskan &	7,313	6,074	1,644	1,996	1,918	1,755
22193	Pengilangan semula getah dan prosesan susu getah						
22192	Pembuatan sarung tangan getah	46,911	44,199	11,813	13,687	11,021	10,391
22199	Pembuatan produk getah lain yang t.t.t.l.	6,626	5,997	1,606	1,684	1,693	1,642
222	Pembuatan produk plastik	61,804	61,440	14,652	16,028	15,866	15,258
22201	Pembuatan produk plastik separa siap &	16,740	15,859	3,949	4,554	4,314	3,923
22202	Pembuatan produk plastik siap						
22203	Pembuatan artikel plastik untuk pembungkusan barangan	21,473	21,068	4,569	5,526	5,751	5,627
22204	Pembuatan barangan plastik jurubina	2,163	3,053	486	568	577	532
22205	Pembuatan pinggan mangkuk, peralatan dapur dan barangan tandas daripada plastik	7,037	7,594	1,584	1,784	1,880	1,789
22209	Pembuatan pelbagai produk plastik t.t.t.l.	14,390	13,866	4,065	3,595	3,343	3,387
231 (23101 & 23102 & 23109)	Pembuatan kaca dan produk kaca	5,410	5,230	1,483	1,331	1,263	1,333

2023		2022		2023		Group Description/Period
Q1	Q2	Q3	Q4	(Jan. - Dis.)	(Jan. - Dis.)	
5,538	3,598	3,895	5,082	19,222	18,113	Manufacture of products of wood, cork, straw and plaiting materials
2,846	1,779	1,939	2,634	9,087	9,198	Manufacture of veneer sheets and plywood
1,543	1,046	1,110	1,413	5,885	5,112	Manufacture of particle board and fibreboard
621	394	449	570	2,156	2,034	Manufacture of builders' carpentry
527	380	396	465	2,094	1,769	Other industry
7,561	7,377	7,381	7,564	28,260	29,883	Manufacture of paper and paper products
1,471	1,339	1,387	1,479	5,903	5,677	Manufacture of pulp, paper and paperboard
2,688	2,527	2,531	2,629	10,746	10,374	Manufacture of corrugated paper and paperboard and containers of paper and paperboard
102	95	90	88	374	375	Manufacture of envelopes and letter-card
1,740	1,725	1,689	1,638	5,998	6,791	Manufacture of household and personal hygiene paper
941	1,019	963	983	3,284	3,906	Manufacture of gummed or adhesive paper in strips or rolls and labels and wall paper
618	672	722	748	1,955	2,760	Other industry
3,812	3,452	3,457	3,804	13,709	14,526	Printing, service activities related to printing and reproduction of recorded media
2,899	2,677	2,737	3,041	10,953	11,353	Printing
913	776	720	764	2,756	3,172	Service activities related to printing
						Reproduction of recorded media
55,680	56,542	58,478	54,015	249,901	224,714	Manufacture of refined petroleum products
18,784	16,292	16,825	16,274	74,078	68,175	Manufacture of basic chemicals, fertilizer and nitrogen compounds, plastics and synthetic rubber in primary forms
529	385	367	424	2,036	1,706	Manufacture of liquefied or compressed inorganic industrial or medical gases
9,870	7,970	8,360	8,018	38,698	34,217	Manufacture of basic organic chemicals
1,417	1,241	1,108	1,013	5,859	4,778	Manufacture of inorganic compounds
5,553	5,399	5,713	5,600	21,813	22,266	Manufacture of fertilizers
1,415	1,298	1,276	1,220	5,671	5,208	Manufacture of associated nitrogen products
10,849	10,495	11,343	11,514	37,507	44,200	Manufacture of other chemical products and man-made fibres
1,246	1,209	1,327	1,295	4,109	5,078	Manufacture of pesticides and other agrochemical products
3,126	3,314	3,611	3,668	10,181	13,718	Manufacture of paints, varnishes and similar coatings ink and mastics
293	281	276	257	1,149	1,107	Manufacture of printing ink
3,845	3,646	3,965	3,838	13,833	15,295	Manufacture of soap and detergents, cleaning and polishing preparations
2,128	1,885	1,992	2,235	7,509	8,240	Manufacture of perfumes and toilet preparations
210	161	171	221	726	762	Manufacture of photographic plates, films, sensitized paper and other sensitized unexposed materials
2,702	2,629	2,714	2,698	10,181	10,744	Manufacture of writing and drawing ink
2,218	2,186	2,206	2,214	8,413	8,823	Manufacture of other chemical products n.e.c.
484	443	508	485	1,768	1,920	Other industry
14,721	16,387	14,416	14,213	65,736	59,737	Manufacture of pharmaceuticals, medicinal chemical and botanical products
747	694	620	540	4,203	2,600	Manufacture of medicinal active substances to be used for their pharmacological properties in the manufacture of medicaments
210	213	216	228	682	867	Other industry
1,504	1,475	1,448	1,647	7,313	6,074	Manufacture of rubber products
10,824	12,555	10,591	10,229	46,911	44,199	Manufacture of rubber tyres for vehicles
1,436	1,449	1,541	1,570	6,626	5,997	Manufacture of interchangeable tyre treads and retreading rubber tyres
14,170	15,832	15,778	15,660	61,804	61,440	Manufacture of other products of natural or synthetic rubber, unvulcanized, vulcanized or hardened
3,823	4,204	3,996	3,836	16,740	15,859	Rubber remilling and latex processing
4,817	5,424	5,431	5,395	21,473	21,068	Manufacture of rubber gloves
622	760	839	832	2,163	3,053	Manufacture of other rubber products n.e.c.
1,718	2,136	1,970	1,770	7,037	7,594	Manufacture of plastics products
3,190	3,308	3,542	3,826	14,390	13,866	Manufacture of semi-manufactures of plastic products
1,412	1,304	1,212	1,303	5,410	5,230	Manufacture of finished plastic products
						Manufacture of plastic articles for the packing of goods
						Manufacture of builders' plastics ware
						Manufacture of plastic tableware, kitchenware and toilet articles
						Manufacture of diverse plastic products n.e.c.
						Manufacture of glass and glass products

Jadual
Table **1.4a** : Nilai Jualan Sektor Pembuatan Mengikut Kumpulan (samb.)
: Sales Value of Manufacturing Sector by Group (cont.)

Kod Kumpulan Group code	Keterangan Kumpulan/Tempoh	2022										
		Jan.	Feb.	Mac	Apr.	Mei	Jun	Jul.	Ogo.	Sep.	Okt.	Nov.
162	Pembuatan produk daripada kayu, gabus, jerami dan bahan jalinan lain	1,989	1,824	2,058	1,579	1,108	1,072	1,076	1,455	1,660	1,767	1,826
16211	Pembuatan kepingan venier dan papan lapis	928	892	1,001	738	490	476	465	643	796	858	921
16212	Pembuatan papan partikel dan papan gentian	600	525	634	489	354	326	342	458	529	543	537
16221	Pertukangan kayu untuk jurubina	235	209	207	165	133	132	138	170	162	200	195
	Industri lain	226	198	216	187	131	137	132	184	173	166	173
170	Pembuatan kertas dan produk kertas	2,258	2,143	2,409	2,477	2,251	2,312	2,331	2,456	2,459	2,442	2,350
17010	Pembuatan pulpa, kertas dan kertas tebal	505	471	518	534	454	457	474	504	497	540	477
17020	Pembuatan kertas gelugur dan kertas tebal dan bekas daripada kertas dan kertas tebal	825	785	882	954	863	866	904	948	952	936	923
17091	Pembuatan sampul surat dan kad surat	26	26	28	25	30	31	32	34	35	37	35
17092	Pembuatan kertas kegunaan rumah dan pembersih peribadi	510	473	541	533	488	494	468	498	524	480	476
17093	Pembuatan kertas bergam atau pelekat yang berjalur atau bergulung dan label dan kertas dinding	218	233	284	276	258	301	289	310	289	287	273
	Industri lain	175	156	155	156	157	163	164	162	162	161	165
181 & 182	Percetakan, aktiviti perkhidmatan berkaitan percetakan dan penerbitan semua media rakaman	1,223	1,165	1,158	1,159	1,053	1,061	1,072	1,054	1,090	1,070	1,323
18110	Percetakan	994	956	969	938	850	857	856	844	877	849	1,012
18120	Aktiviti perkhidmatan berkaitan percetakan &	230	209	189	221	203	204	216	210	213	221	311
18200	Penerbitan semua media rakaman											
192 (19201 & 19202)	Pembuatan produk petroleum bertapis	17,255	13,325	15,090	17,952	18,912	23,423	24,989	25,665	24,961	24,433	23,259
201	Pembuatan kimia asas, baja dan sebatian nitrogen, plastik dan getah sintetik dalam bentuk primer	6,664	6,536	6,884	5,828	5,940	6,150	6,151	6,377	5,811	5,568	5,932
20111	Pembuatan gas perindustrian atau perubatan bukan organik dalam bentuk cecair atau mampat	132	107	94	156	184	196	191	207	178	180	196
20112 & 20113	Pembuatan kimia organik asas & Pembuatan sebatian bukan organik	3,544	3,511	3,618	2,830	3,042	3,149	3,271	3,433	3,080	2,889	3,008
20121 & 20129	Pembuatan baja & Pembuatan produk campuran nitrogen	567	533	569	506	492	466	461	474	451	436	436
20131	Pembuatan plastik dalam bentuk primer	1,978	1,958	2,168	1,890	1,789	1,884	1,733	1,691	1,573	1,586	1,798
	Industri lain	443	426	435	447	433	455	495	572	529	479	494
202 & 203	Pembuatan produk kimia lain dan serat buatan manusia	2,976	2,901	3,063	2,975	2,743	2,976	2,981	3,327	3,335	3,197	3,412
20210	Pembuatan racun perosak dan produk agrokimia lain	350	333	364	338	280	301	277	321	333	335	404
20221	Pembuatan cat, varnis dan penyadur dan mastik	906	858	865	829	804	831	796	852	832	798	872
20222	Pembuatan dakwat cetak	102	97	97	101	93	98	93	98	88	87	96
20231 & 20232	Pembuatan sabun dan bahan pencuci, penyediaan membersihkan dan mengilap & Pembuatan pewangi dan penyediaan dandanan diri	1,009	1,006	1,112	1,074	937	1,127	1,171	1,335	1,331	1,229	1,239
20291 & 20292 & 20299	Pembuatan plat fotografi, filem, sensitized paper dan other sensitized unexposed materials & Pembuatan dakwat menulis dan melukis & Pembuatan produk kimia lain t.t.t.l.	560	557	573	588	570	557	578	649	678	683	738
	Industri lain	50	51	51	45	58	62	66	73	73	65	63
210	Pembuatan produk farmaseutikal, kimia perubatan dan botani	819	764	829	834	752	915	888	893	914	879	860
21001	Pembuatan bahan aktif ubat-ubatan untuk digunakan oleh bidang farmakologi dalam pembuatan ubat-ubatan	688	637	697	706	629	757	736	737	751	723	687
	Industri lain	131	127	131	128	123	158	152	156	164	156	173
221	Pembuatan produk getah	5,166	4,761	6,573	6,609	6,077	6,070	5,711	5,020	5,034	5,130	4,873
22111	Pembuatan tayar getah untuk kenderaan	428	409	437	451	367	404	389	300	265	257	248
22112	Pembuatan bunga tayar yang boleh ditukar ganti dan tayar celup	56	50	56	54	52	62	61	58	60	57	58
22191 & 22193	Pembuatan produk lain daripada getah asli atau sintetik, tidak divulkan, divulkan atau dikeraskan & Pengilangan semula getah dan prosesan susu getah	548	520	577	704	594	698	682	663	574	602	575
22192	Pembuatan sarung tangan getah	3,604	3,283	4,926	4,802	4,550	4,335	4,017	3,433	3,571	3,647	3,457
22199	Pembuatan produk getah lain yang t.t.t.l.	530	499	577	598	514	572	563	566	565	568	536
222	Pembuatan produk plastik	4,846	4,635	5,171	5,714	5,118	5,196	5,253	5,351	5,262	5,071	5,104
22201 & 22202	Pembuatan produk plastik separa siap & Pembuatan produk plastik siap	1,311	1,250	1,388	1,523	1,471	1,561	1,489	1,425	1,401	1,331	1,289
22203	Pembuatan artikel plastik untuk pembungkusan barangan	1,525	1,470	1,574	1,865	1,824	1,837	1,859	1,976	1,916	1,882	1,886
22204	Pembuatan barangan plastik jurubina	162	141	184	190	187	190	185	199	193	172	177
22205	Pembuatan pinggan mangkuk, peralatan dapur dan barangan tandas daripada plastik	530	461	593	642	578	564	636	600	645	615	597
22209	Pembuatan pelbagai produk plastik t.t.t.l.	1,318	1,313	1,434	1,494	1,057	1,043	1,085	1,151	1,107	1,072	1,155
231 (23101 & 23102 & 23109)	Pembuatan kaca dan produk kaca	464	505	513	464	459	408	468	428	368	384	461

2023													Group Description/Period
Dis.	Jan.	Feb.	Mac	Apr.	Mei	Jun	Jul.	Ogo.	Sep.	Okt.	Nov.	Dis.	
1,809	1,862	1,784	1,891	1,466	1,159	972	970	1,370	1,555	1,728	1,697	1,657	Manufacture of products of wood, cork, straw and plaiting materials
880	960	917	969	741	569	468	460	672	807	906	886	842	Manufacture of veneer sheets and plywood
549	505	498	540	419	344	282	282	386	442	470	465	477	Manufacture of particle board and fibreboard
209	221	196	203	156	125	114	122	168	159	196	193	181	Manufacture of builders' carpentry
171	176	173	179	151	121	108	106	144	146	156	153	157	Other industry
2,372	2,418	2,505	2,639	2,584	2,437	2,356	2,354	2,495	2,533	2,531	2,534	2,499	Manufacture of paper and paper products
472	498	512	461	458	467	414	417	478	492	502	488	489	Manufacture of pulp, paper and paperboard
908	868	878	942	888	845	794	806	839	886	889	879	861	Manufacture of corrugated paper and paperboard and containers of paper and paperboard
35	36	31	35	33	31	31	30	30	30	30	29	29	Manufacture of envelopes and letter-card
514	540	566	634	616	566	543	540	587	562	540	559	539	Manufacture of household and personal hygiene paper
265	282	309	350	369	298	351	327	317	319	327	323	333	Manufacture of gummed or adhesive paper in strips or rolls and labels and wall paper
179	193	209	216	219	230	223	233	244	245	242	255	250	Other industry
1,280	1,262	1,284	1,266	1,189	1,132	1,131	1,143	1,148	1,165	1,151	1,341	1,312	Printing, service activities related to printing and reproduction of recorded media
951	948	969	982	923	875	879	899	904	934	910	1,081	1,050	Printing
329	314	315	284	266	257	252	245	244	231	242	260	262	Service activities related to printing
													Reproduction of recorded media
20,637	21,738	16,662	17,279	18,063	19,413	19,065	18,598	20,301	19,579	19,927	18,597	15,490	Manufacture of refined petroleum products
6,237	6,184	6,168	6,432	5,444	5,510	5,338	5,404	5,980	5,440	5,289	5,472	5,513	Manufacture of basic chemicals, fertilizer and nitrogen compounds, plastics and synthetic rubber in primary forms
215	198	177	154	132	137	116	128	124	115	126	156	143	Manufacture of liquefied or compressed inorganic industrial or medical gases
3,323	3,255	3,264	3,351	2,778	2,602	2,590	2,646	3,017	2,697	2,494	2,724	2,799	Manufacture of basic organic chemicals
467	485	455	477	425	463	353	349	402	357	359	339	315	Manufacture of inorganic compounds
1,765	1,774	1,804	1,975	1,676	1,874	1,850	1,863	1,987	1,863	1,889	1,856	1,855	Manufacture of fertilizers
466	473	468	474	434	435	429	419	451	407	422	396	401	Manufacture of associated nitrogen products
3,621	3,618	3,460	3,771	3,282	3,591	3,622	3,665	3,860	3,818	3,789	3,826	3,899	Manufacture of other chemical products and man-made fibres
473	435	389	423	394	378	436	435	452	441	463	432	400	Manufacture of pesticides and other agrochemical products
938	982	984	1,160	999	1,153	1,163	1,143	1,250	1,218	1,195	1,189	1,284	Manufacture of paints, varnishes and similar coatings ink and mastics
99	101	96	96	90	95	95	96	95	85	77	91	89	Manufacture of printing ink
1,262	1,245	1,244	1,357	1,120	1,270	1,255	1,305	1,377	1,284	1,246	1,282	1,310	Manufacture of soap and detergents, cleaning and polishing preparations
778	785	681	662	618	643	624	627	641	725	742	758	735	Manufacture of perfumes and toilet preparations
69	71	66	72	60	53	48	60	45	66	66	75	80	Manufacture of photographic plates, films, sensitized paper and other sensitized unexposed materials
834	875	885	942	898	821	910	885	905	925	933	871	894	Manufacture of pharmaceuticals, medicinal chemical and botanical products
665	719	725	774	756	682	748	717	737	752	756	720	737	Manufacture of writing and drawing ink
169	156	159	168	142	139	162	167	168	173	176	152	157	Manufacture of other chemical products n.e.c.
4,712	4,562	4,251	5,907	5,670	5,446	5,270	5,092	4,577	4,748	4,914	4,733	4,566	Manufacture of pharmaceuticals, medicinal chemical and botanical products
249	254	239	254	226	239	229	224	201	195	203	170	167	Manufacture of medicinal active substances to be used for their pharmacological properties in the manufacture of medicaments
59	61	71	78	68	73	72	68	70	78	79	77	72	Other industry
578	509	463	531	490	497	488	496	473	479	542	553	552	Manufacture of rubber products
3,287	3,259	3,024	4,542	4,403	4,167	3,984	3,782	3,332	3,478	3,569	3,412	3,248	Manufacture of rubber tyres for vehicles
539	479	454	503	483	470	497	522	501	518	522	521	527	Manufacture of interchangeable tyre treads and retreading rubber tyres
5,083	4,539	4,530	5,101	5,306	5,533	4,993	5,287	5,263	5,229	5,212	5,265	5,183	Manufacture of other products of natural or synthetic rubber, unvulcanized, vulcanized or hardened
1,304	1,210	1,240	1,373	1,371	1,464	1,368	1,358	1,302	1,336	1,310	1,264	1,262	Rubber remilling and latex processing
1,859	1,565	1,555	1,698	1,799	1,921	1,703	1,842	1,803	1,786	1,786	1,838	1,771	Manufacture of rubber gloves
183	162	201	260	254	264	241	276	279	284	279	294	259	Manufacture of other rubber products n.e.c.
577	560	507	651	721	714	702	676	664	631	634	562	573	Manufacture of finished plastic products
1,160	1,043	1,028	1,120	1,161	1,169	978	1,134	1,215	1,193	1,202	1,308	1,317	Manufacture of plastic articles for the packing of goods
489	474	454	484	447	445	412	419	417	376	386	449	467	Manufacture of glass and glass products
													Manufacture of builders' plastics ware
													Manufacture of plastic tableware, kitchenware and toilet articles
													Manufacture of diverse plastic products n.e.c.

Jadual
Table **1.4a** : Nilai Jualan Sektor Pembuatan Mengikut Kumpulan
: Sales Value of Manufacturing Sector by Group

Kod Kumpulan Group code	Keterangan Kumpulan/Tempoh	2022	2023	2022			
				Q1	Q2	Q3	Q4
239	Pembuatan pengeluaran galian bukan logam t.t.t.l.	43,875	47,547	11,706	10,490	10,435	11,243
23911	Pembuatan mortar refraktori dan konkrit						
&							
23921	Pembuatan seramik bukan refraktori	2,277	2,458	680	519	511	568
23930	Pembuatan produk porselin dan seramik lain	1,089	1,012	269	283	273	263
23941	Pembuatan simen hidraulik	10,925	12,283	2,768	2,612	2,609	2,936
23951	Pembuatan konkrit dan mortar siap bancuh dan banchuan kering	8,191	8,934	2,122	1,967	1,987	2,115
23952	Pembuatan konkrit pratuangan, simen atau artikel batu buatan yang digunakan dalam pembinaan;						
&							
23953	Pembuatan komponen struktur pasang siap untuk bangunan atau kejuruteraan awam dari simen, batu atau konkrit buatan	15,461	16,587	4,294	3,675	3,619	3,872
&							
23959	Pembuatan artikel konkrit, simen dan plaster lain t.t.t.l.						
23990	Pembuatan produk mineral bukan logam lain t.t.t.l.	4,414	4,620	1,147	1,071	1,079	1,117
	Industri lain	1,518	1,653	426	361	358	373
241 (24101 & 24102 & 24103 & 24104 & 24109)	Pembuatan besi dan keluli asas	29,018	30,976	7,764	6,323	6,804	8,127
242 (24201 & 24202 & 24209)	Pembuatan logam asas berharga dan logam bukan ferus lain	24,571	24,813	6,647	5,507	5,545	6,873
243	Pengacuan logam	620	667	148	157	147	168
251 & 252	Pembuatan produk struktur logam, tangki, takungan, penjana wap, senjata dan peluru	28,731	32,069	7,616	6,987	6,719	7,409
25113	Pembuatan pintu, tingkap dan bingkai, penutup tingkap dan pintu pagar daripada logam	20,096	22,561	5,581	4,850	4,582	5,084
25119	Pembuatan produk struktur logam lain						
25120	Pembuatan tangki, takungan dan kontena daripada logam	7,862	8,681	1,841	1,963	1,939	2,119
	Industri lain	773	827	194	174	199	206
259	Pembuatan lain-lain produk yang direka daripada logam; aktiviti perkhidmatan kerja logam	35,818	38,167	9,091	9,123	8,413	9,191
25910	Tempaan, tekanan, hentakan dan bentuk gelekkan logam; serbuk metalurgi	5,194	5,470	1,247	1,273	1,313	1,360
25920	Rawatan dan penyalutan logam; menggunakan mesin	3,556	4,010	834	851	863	1,008
25991	Pembuatan tin untuk produk makanan dan minuman, tiub dan kotak boleh dilipat	5,846	6,221	1,576	1,421	1,435	1,415
25992	Pembuatan kabel, plaited bands (jalur/pita berpintal) dan artikel seumpamanya daripada logam	12,166	11,949	3,418	3,273	2,591	2,884
&							
25993	Pembuatan bolt, skru, nat dan produk uliran seumpamanya						
25994	Pembuatan barangan rumah daripada logam	260	294	62	63	68	67
25999	Pembuatan produk lain yang direka daripada logam t.t.t.l.	7,898	8,930	1,732	2,033	1,929	2,204
	Industri lain	899	1,293	221	210	215	253
261	Pembuatan komponen dan papan elektronik	346,163	354,760	78,482	80,304	93,471	93,905
26101	Pembuatan diod, transistor dan alatan semikonduktor yang seumpamanya						
&							
26102	Pembuatan litar elektronik bersepadu dengan pemasangan mikro	206,533	200,443	49,034	48,639	54,376	54,483
26103	Pembuatan kapasitor dan perintang elektrik						
&							
26104	Pembuatan papan litar bercetak	128,538	139,308	27,015	29,057	36,179	36,288
&							
26105	Pembuatan komponen paparan						
26109	Pembuatan komponen lain untuk aplikasi elektronik	11,092	15,010	2,434	2,608	2,916	3,134
262 (26201 & 26202)	Pembuatan komputer dan kelengkapan peranti	50,499	51,617	13,161	14,670	10,793	11,874
263/ 26300	Pembuatan peralatan komunikasi	14,515	20,566	3,645	3,500	3,542	3,828
264/ 26400	Pembuatan peralatan elektronik pengguna	42,850	42,208	11,003	10,095	11,235	10,516
265	Pembuatan kelengkapan mengukur, menguji, memandu arah dan kawalan; jam tangan dan jam	18,336	18,911	4,424	3,915	4,894	5,103
26511	Pembuatan kelengkapan mengukur, menguji, memandu arah dan kawalan	16,116	16,835	3,944	3,372	4,297	4,503
&							
26512	Pembuatan kelengkapan kawalan proses perindustrian						
26520	Pembuatan jam tangan dan jam dan bahagiannya	2,220	2,076	480	543	597	600
266/ 26600	Pembuatan peralatan penyinaran, perubatan elektro dan elektroterapeutik	5,147	5,382	996	1,307	1,398	1,446

2023		2022		2023		Group Description/Period
Q1	Q2	Q3	Q4	(Jan. - Dis.)	(Jan. - Dis.)	
12,693	11,322	11,373	12,159	43,875	47,547	Manufacture of non-metallic mineral products n.e.c. Manufacture of refractory mortars and concretes
629	588	602	639	2,277	2,458	Manufacture of non-refractory ceramic
262	243	246	261	1,089	1,012	Manufacture of other porcelain and ceramic products
3,383	2,970	2,873	3,057	10,925	12,283	Manufacture of hydraulic cement
2,404	2,138	2,148	2,243	8,191	8,934	Manufacture of ready-mix and dry-mix concrete and mortars
						Manufacture of precast concrete, cement or artificial stone articles for use in construction
4,325	3,901	4,011	4,349	15,461	16,587	Manufacture of prefabricated structural components for building or civil engineering of cement, concrete or artificial stone
						Manufacture of other articles of concrete, cement and plaster n.e.c.
1,242	1,062	1,102	1,214	4,414	4,620	Manufacture of other non-metallic mineral products n.e.c.
449	419	391	395	1,518	1,653	Other industry
8,308	6,719	7,201	8,748	29,018	30,976	Manufacture of basic iron and steel
6,819	5,533	5,476	6,986	24,571	24,813	Manufacture of basic precious and other non-ferrous metals
157	166	168	177	620	667	Casting of metals
8,155	8,090	7,579	8,244	28,731	32,069	Manufacture of structural metal products, tanks, reservoirs , steam generators , weapons and ammunition
						Manufacture of metal doors, windows and their frames, shutters and gates
5,823	5,770	5,266	5,702	20,096	22,561	Manufacture of other structural metal products
2,106	2,113	2,113	2,349	7,862	8,681	Manufacture of tanks, reservoirs and containers of metal
226	207	200	193	773	827	Other industry
9,607	9,275	9,153	10,132	35,818	38,167	Manufacture of other fabricated metal products; metal working service activities
						Forging, pressing, stamping and roll-forming of metal; powder metallurgy
1,347	1,350	1,370	1,404	5,194	5,470	Treatment and coating of metals; machining
1,117	942	881	1,070	3,556	4,010	Manufacture of tins and cans for food products, collapsible tubes and boxes
1,467	1,461	1,563	1,730	5,846	6,221	Manufacture of metal cable, plaited bands and similar articles
3,078	2,970	2,814	3,086	12,166	11,949	Manufacture of bolts, screws, nuts and similar threaded products
73	72	73	76	260	294	Manufacture of metal household articles
2,217	2,176	2,125	2,412	7,898	8,930	Manufacture of any other fabricated metal products n.e.c.
308	305	327	353	899	1,293	Other industry
91,403	86,283	92,043	85,031	346,163	354,760	Manufacture of electronic components and boards
						Manufacture of diodes, transistors and similar semiconductor devices
51,831	47,614	53,011	47,987	206,533	200,443	Manufacture of electronic integrated circuits micro assemblies
						Manufacture of electrical capacitors and resistors
36,755	35,195	34,826	32,532	128,538	139,308	Manufacture of printed circuit boards
						Manufacture of display components
2,817	3,475	4,205	4,513	11,092	15,010	Manufacture of other components for electronic applications
12,823	14,482	11,940	12,372	50,499	51,617	Manufacture of computers and peripheral equipment
4,038	5,251	6,011	5,266	14,515	20,566	Manufacture of communication equipment
9,986	9,727	11,729	10,766	42,850	42,208	Manufacture of consumer electronics
4,552	3,959	4,897	5,503	18,336	18,911	Manufacture of measuring, testing, navigating and control equipment; watches and clocks
						Manufacture of measuring, testing, navigating and control equipment
4,103	3,521	4,315	4,895	16,116	16,835	Manufacture of industrial process control equipment
448	438	582	608	2,220	2,076	Manufacture of watches and clocks and parts
1,273	1,203	1,334	1,572	5,147	5,382	Manufacture of irradiation, electromedical and electrotherapeutic equipment

Jadual Table **1.4a** : Nilai Jualan Sektor Pembuatan Mengikut Kumpulan (samb.)
: Sales Value of Manufacturing Sector by Group (cont.)

Kod Kumpulan Group code	Keterangan Kumpulan/Tempoh	2022										
		Jan.	Feb.	Mac	Apr.	Mei	Jun	Jul.	Ogo.	Sep.	Okt.	Nov.
239	Pembuatan pengeluaran galian bukan logam t.t.t.l.	3,961	3,758	3,988	3,723	3,332	3,434	3,441	3,527	3,468	3,447	3,824
23911	Pembuatan mortar refraktori dan konkrit &	233	218	229	177	154	188	168	165	178	171	193
23921	Pembuatan seramik bukan refraktori	90	90	88	93	94	96	95	90	87	86	87
23930	Pembuatan produk porselin dan seramik lain	885	914	969	933	833	846	847	889	873	904	1,006
23941	Pembuatan simen hidraulik	724	676	723	662	651	655	650	678	659	635	715
23951	Pembuatan konkrit dan mortar siap bancuh dan bancuhan kering	1,513	1,354	1,428	1,371	1,148	1,156	1,190	1,228	1,200	1,185	1,308
23952	Pembuatan konkrit pratuangan, simen atau artikel batu buatan yang digunakan dalam pembinaan;											
23953	Pembuatan komponen struktur pasang siap untuk bangunan atau kejuruteraan awam dari simen, batu atau konkrit buatan											
&	Pembuatan artikel konkrit, simen dan plaster lain t.t.t.l.											
23959												
23990	Pembuatan produk mineral bukan logam lain t.t.t.l.	374	369	404	361	331	379	377	357	345	350	386
	Industri lain	143	136	147	125	121	115	113	119	126	115	129
241 (24101 & 24102 & 24103 & 24104 & 24109)	Pembuatan besi dan keluli asas	2,763	2,434	2,567	2,392	2,068	1,864	1,741	2,308	2,755	2,719	2,738
242 (24201 & 24202 & 24209)	Pembuatan logam asas berharga dan logam bukan ferus lain	2,193	2,214	2,239	2,201	1,739	1,566	1,565	1,795	2,185	2,281	2,245
243	Pengacuan logam	49	47	52	55	52	49	42	51	54	54	57
251 & 252	Pembuatan produk struktur logam, tangki, takungan, penjana wap, senjata dan peluru	2,764	2,414	2,438	2,322	2,248	2,416	2,262	2,254	2,203	2,313	2,397
25113	Pembuatan pintu, tingkap dan bingkai, penutup tingkap dan pintu pagar daripada logam	2,050	1,747	1,784	1,605	1,590	1,655	1,545	1,518	1,519	1,579	1,627
25119	Pembuatan produk struktur logam lain	644	606	591	661	603	700	653	660	626	670	705
25120	Pembuatan tangki, takungan dan kontena daripada logam	70	61	63	56	56	62	64	76	59	64	65
	Industri lain											
259	Pembuatan lain-lain produk yang direka daripada logam; aktiviti perkhidmatan kerja logam	3,135	2,937	3,019	3,296	2,933	2,894	2,766	2,809	2,838	2,988	3,007
25910	Tempaan, tekanan, hentakan dan bentuk gelekkan logam; serbuk metalurgi	414	402	431	432	411	430	428	440	446	459	452
25920	Rawatan dan penyalutan logam; menggunakan mesin	280	263	292	301	263	287	291	262	310	320	317
25991	Pembuatan tin untuk produk makanan dan minuman, tiub dan kotak boleh dilipat	563	510	503	499	437	484	463	489	483	464	462
25992	Pembuatan kabel, plaited bands (jalur/pita berpintal) dan artikel seumpamanya daripada logam	1,189	1,093	1,135	1,178	1,115	980	889	865	837	940	933
25993	Pembuatan bolt, skru, nat dan produk uliran seumpamanya	21	19	23	20	21	22	24	22	22	22	22
25994	Pembuatan barangan rumah daripada logam	586	585	561	789	620	625	601	657	670	704	733
25999	Pembuatan produk lain yang direka daripada logam t.t.t.l.	82	65	74	76	67	66	71	73	71	79	87
	Industri lain											
261	Pembuatan komponen dan papan elektronik	23,010	25,642	29,831	25,077	25,890	29,337	27,703	31,054	34,715	32,389	31,465
26101	Pembuatan diod, transistor dan alatan semikonduktor yang seumpamanya	14,304	15,972	18,758	15,650	15,284	17,705	16,260	18,293	19,824	19,067	17,625
26102	Pembuatan litar elektronik bersepadu dengan pemasangan mikro											
26103	Pembuatan kapasitor dan perintang elektrik	7,881	8,932	10,202	8,625	9,731	10,701	10,597	11,832	13,749	12,164	12,790
26104	Pembuatan papan litar bercetak											
26105	Pembuatan komponen paparan	826	737	871	803	874	931	846	929	1,142	1,158	1,051
26109	Pembuatan komponen lain untuk aplikasi elektronik											
262 (26201 & 26202)	Pembuatan komputer dan kelengkapan peranti	4,274	4,634	4,254	5,900	4,101	4,669	3,880	4,135	2,778	4,084	3,746
263/ 26300	Pembuatan peralatan komunikasi	1,121	1,106	1,418	1,049	1,083	1,368	929	1,160	1,452	1,231	1,239
264/ 26400	Pembuatan peralatan elektronik pengguna	3,659	3,352	3,993	3,703	3,124	3,267	3,371	3,737	4,128	3,553	3,738
265	Pembuatan kelengkapan mengukur, menguji, memandu arah dan kawalan; jam tangan dan jam	1,788	1,222	1,413	1,161	1,193	1,561	1,544	1,639	1,712	1,691	1,690
26511	Pembuatan kelengkapan mengukur, menguji, memandu arah dan kawalan	1,613	1,076	1,255	986	1,024	1,362	1,342	1,436	1,519	1,481	1,479
26512	Pembuatan kelengkapan kawalan proses perindustrian	176	146	158	174	169	199	202	203	193	210	211
26520	Pembuatan jam tangan dan jam dan bahagiannya											
266/ 26600	Pembuatan peralatan penyinaran, perubatan elektro dan elektroterapeutik	316	322	358	462	348	497	445	515	438	461	539

2023													Group Description/Period
Dis.	Jan.	Feb.	Mar.	Apr.	Mei	Jun	Jul.	Ogo.	Sep.	Okt.	Nov.	Dis.	
3,973	4,113	4,221	4,359	3,934	3,686	3,702	3,719	3,816	3,839	3,728	4,164	4,267	Manufacture of non-metallic mineral products n.e.c. <i>Manufacture of refractory mortars and concretes</i>
204	202	210	217	198	198	193	187	195	219	207	219	213	<i>Manufacture of non-refractory ceramic</i>
90	93	88	81	81	83	80	83	85	79	85	89	87	<i>Manufacture of other porcelain and ceramic products</i>
1,026	1,109	1,113	1,161	1,061	951	957	962	967	944	942	1,065	1,050	<i>Manufacture of hydraulic cement</i>
764	782	802	820	718	709	711	721	722	706	677	769	797	<i>Manufacture of ready-mix and dry-mix concrete and mortars</i>
													<i>Manufacture of precast concrete, cement or artificial stone articles for use in construction</i>
1,379	1,393	1,437	1,495	1,359	1,256	1,286	1,295	1,350	1,366	1,306	1,471	1,572	<i>Manufacture of prefabricated structural components for building or civil engineering of cement, concrete or artificial stone</i>
													<i>Manufacture of other articles of concrete, cement and plaster n.e.c.</i>
381	387	428	427	373	350	340	344	370	388	380	418	415	<i>Manufacture of other non-metallic mineral products n.e.c.</i>
129	148	144	157	144	140	135	127	127	136	130	132	133	<i>Other industry</i>
2,670	2,654	2,742	2,912	2,441	2,174	2,104	1,972	2,336	2,893	2,844	3,010	2,894	Manufacture of basic iron and steel
2,347	2,236	2,255	2,327	2,241	1,853	1,438	1,362	1,785	2,328	2,368	2,304	2,314	Manufacture of basic precious and other non-ferrous metals
58	52	51	54	55	54	57	49	58	60	61	58	57	Casting of metals
2,700	2,817	2,584	2,753	2,729	2,673	2,688	2,515	2,534	2,530	2,556	2,726	2,963	Manufacture of structural metal products, tanks, reservoirs , steam generators , weapons and ammunition
1,878	1,991	1,891	1,941	1,935	1,927	1,908	1,702	1,794	1,771	1,742	1,879	2,081	<i>Manufacture of metal doors, windows and their frames, shutters and gates</i>
745	749	620	736	725	677	711	743	672	697	752	781	816	<i>Manufacture of tanks, reservoirs and containers of metal</i>
77	77	73	76	68	69	70	70	68	62	62	66	65	<i>Other industry</i>
3,196	3,238	3,256	3,114	3,201	3,058	3,016	3,002	3,058	3,093	3,234	3,287	3,611	Manufacture of other fabricated metal products; metal working service activities
449	451	439	457	455	445	450	454	469	447	468	466	470	<i>Forging, pressing, stamping and roll-forming of metal; powder metallurgy</i>
371	405	389	324	329	305	307	304	275	302	333	329	408	<i>Treatment and coating of metals; machining</i>
488	487	494	487	482	488	491	492	533	538	544	553	633	<i>Manufacture of tins and cans for food products, collapsible tubes and boxes</i>
													<i>Manufacture of metal cable, plaited bands and similar articles</i>
1,010	1,029	1,050	1,000	994	998	978	943	935	937	991	1,008	1,088	<i>Manufacture of bolts, screws, nuts and similar threaded products</i>
23	25	24	24	25	24	23	25	24	24	26	25	26	<i>Manufacture of metal household articles</i>
767	741	759	717	808	695	673	683	709	734	760	784	868	<i>Manufacture of any other fabricated metal products n.e.c.</i>
87	101	101	106	108	102	95	104	112	112	113	122	118	<i>Other industry</i>
30,050	26,192	30,366	34,845	27,463	27,561	31,258	28,660	30,278	33,106	30,059	27,813	27,159	Manufacture of electronic components and boards
17,792	15,208	16,733	19,891	14,665	15,171	17,778	16,886	17,406	18,719	17,006	15,168	15,812	<i>Manufacture of diodes, transistors and similar semiconductor devices</i>
													<i>Manufacture of electronic integrated circuits micro assemblies</i>
													<i>Manufacture of electrical capacitors and resistors</i>
11,333	10,127	12,740	13,888	11,764	11,262	12,169	10,545	11,564	12,717	11,482	11,167	9,882	<i>Manufacture of printed circuit boards</i>
													<i>Manufacture of display components</i>
925	858	894	1,065	1,035	1,129	1,311	1,228	1,307	1,670	1,571	1,477	1,465	<i>Manufacture of other components for electronic applications</i>
4,044	4,127	4,527	4,168	5,447	4,606	4,428	4,360	4,587	2,993	4,259	3,932	4,181	Manufacture of computers and peripheral equipment
1,359	1,190	1,242	1,605	1,591	1,652	2,008	1,685	1,958	2,368	1,664	1,679	1,924	Manufacture of communication equipment
3,225	3,048	3,165	3,773	3,177	3,240	3,310	3,563	3,814	4,352	3,792	3,746	3,229	Manufacture of consumer electronics
1,722	1,600	1,370	1,582	1,195	1,274	1,490	1,482	1,557	1,859	1,851	1,818	1,835	Manufacture of measuring, testing, navigating and control equipment; watches and clocks
1,543	1,440	1,231	1,433	1,062	1,135	1,324	1,291	1,368	1,657	1,642	1,614	1,639	<i>Manufacture of measuring, testing, navigating and control equipment</i>
													<i>Manufacture of industrial process control equipment</i>
179	161	139	149	133	139	166	191	189	202	209	204	195	<i>Manufacture of watches and clocks and parts</i>
446	398	407	468	389	383	430	403	469	461	510	553	509	Manufacture of irradiation, electromedical and electrotherapeutic equipment

Jadual Table **1.4a** : Nilai Jualan Sektor Pembuatan Mengikut Kumpulan
: Sales Value of Manufacturing Sector by Group

Kod Kumpulan Group code	Keterangan Kumpulan/Tempoh	2022	2023	2022			
				Q1	Q2	Q3	Q4
267 (26701 & 26702) & 268 (26800)	Pembuatan peralatan optikal, kelengkapan fotografi, media magnetik dan optikal	2,249	2,794	495	521	622	612
271	Pembuatan motor elektrik, penjana, transformer dan perkakasan pengagihan dan pengawalan elektrik	17,122	19,166	3,853	4,205	4,621	4,442
27101	Pembuatan motor elektrik, penjana dan transformer	5,476	5,224	1,297	1,420	1,435	1,325
27102	Pembuatan perkakasan pengagihan dan pengawalan elektrik	11,645	13,941	2,556	2,785	3,187	3,118
272/ 27200	Pembuatan bateri dan akumulator	6,645	6,421	1,218	1,367	1,955	2,104
273	Pembuatan pendawaian dan peranti pendawaian	10,643	9,713	2,691	2,734	2,708	2,510
27310	Pembuatan kabel gantian optikal	354	450	84	93	87	90
27320	Pembuatan wayar dan kabel elektronik dan elektrik lain	9,610	8,681	2,417	2,450	2,460	2,282
27330	Pembuatan alatan pendawaian pembawa dan bukan pembawa arus untuk litar elektrik (tanpa mengira jenis bahan)	679	581	190	191	161	138
274/ 27400	Pembuatan kelengkapan pencahayaan elektrik	1,635	1,789	368	392	442	433
275/ 27500	Pembuatan perkakasan domestik	11,917	11,454	2,748	2,898	3,188	3,083
279/ 27900	Pembuatan kelengkapan elektrik lain	8,087	9,320	1,948	1,865	2,080	2,194
281 & 282	Pembuatan jentera kegunaan umum dan kegunaan khas	45,720	44,872	10,312	11,805	11,481	12,123
28120 & 28130	Pembuatan alat-alat kuasa bendalir pam, pemampat, kepala paip dan injap lain	2,983	2,670	531	750	851	852
28180 & 28220	Pembuatan alatan tangan yang menggunakan kuasa dilengkapkan dengan motor elektrik atau bukan motor elektrik atau pneumatik Pembuatan jentera pembentukan logam dan alatan mesin	10,965	10,653	2,329	2,946	2,765	2,925
28192	Pembuatan mesin penyaman udara, termasuk untuk kenderaan bermotor	11,209	9,379	3,020	3,200	2,535	2,454
28290	Pembuatan lain-lain mesin bertujuan khas t.t.t.l. Industri lain	8,316 12,248	8,173 13,996	1,587 2,845	1,933 2,975	2,252 3,078	2,544 3,349
291 (29101 & 29102)	Pembuatan kenderaan bermotor	43,437	49,965	9,874	9,343	9,925	14,295
292/ 29200	Pembuatan kerangka (coachwork) untuk kenderaan bermotor; pembuatan treler dan semi treler	7,706	8,423	1,985	2,077	1,532	2,112
293/ 29300	Pembuatan alat ganti dan aksesori untuk kenderaan bermotor	38,077	42,867	8,926	9,291	10,078	9,781
301 (30110 & 30120)	Pembinaan kapal dan bot	5,169	5,777	1,285	1,164	1,176	1,544
302, 303, 304 & 309	Pembuatan lokomotif keretapi, rolling stock, kapal angkasa dan udara, jentera berkaitan, kenderaan tempur ketenteraan, dan kelengkapan pengangkutan t.t.t.l.	10,521	10,269	2,548	2,578	2,475	2,920
30910	Pembuatan motosikal	2,577	2,722	537	658	648	733
30920	Pembuatan basikal dan invalid carriages Industri lain	2,879 5,066	2,327 5,220	659 1,352	720 1,200	705 1,121	795 1,392
310	Pembuatan perabot	17,101	17,130	5,017	3,840	3,722	4,522
31001	Pembuatan perabot kayu dan rotan Industri lain	8,667 8,434	8,542 8,588	2,670 2,347	1,849 1,991	1,915 1,807	2,233 2,290
321 (32110 & 32120)	Pembuatan barang kemas, bijouterie dan artikel berkaitan	5,651	5,573	1,225	1,654	1,388	1,383
322, 325 & 329	Pembuatan instrumen muzik, peralatan dan bekalan perubatan dan pergigian dan pembuatan lain t.t.t.l.	6,168	6,956	1,529	1,521	1,609	1,510
32901	Pembuatan alat tulis Industri lain	1,518 4,650	1,611 5,345	352 1,177	376 1,145	432 1,176	358 1,151
323/ 32300	Pembuatan barangan sukan	211	244	55	52	48	57
324/ 32400	Pembuatan permainan dan mainan	639	542	184	179	130	145
331 & 332	Pembaikan pemasangan produk logam, jentera, kelengkapan dan pemasangan jentera perindustrian dan kelengkapan	5,746	6,163	1,517	1,244	1,295	1,689
33150	Pembaikan dan penyelenggaraan kelengkapan pengangkutan kecuali motosikal dan basikal Industri lain	2,121 3,625	2,289 3,874	537 980	460 784	500 795	624 1,066
Jumlah Pembuatan		1,800,930	1,804,035	415,298	443,489	467,562	474,582

2023		2022		2023		Group Description/Period
Q1	Q2	Q3	Q4	(Jan. - Dis.)	(Jan. - Dis.)	
623	627	763	781	2,249	2,794	Manufacture of optical instruments, photographic equipment, magnetic and optical media
4,201	4,450	5,587	4,928	17,122	19,166	Manufacture of electric motors, generators, transformers and electricity distribution and control apparatus
1,169	1,159	1,533	1,362	5,476	5,224	Manufacture of electric motors, generators and transformers
3,032	3,291	4,053	3,565	11,645	13,941	Manufacture of electricity distribution and control apparatus
1,571	1,710	1,447	1,692	6,645	6,421	Manufacture of batteries and accumulators
2,436	2,385	2,490	2,402	10,643	9,713	Manufacture of wiring and wiring devices
104	120	122	106	354	450	Manufacture of fibre optic cables
2,191	2,118	2,216	2,156	9,610	8,681	Manufacture of other electronic and electric wires and cables
141	147	153	141	679	581	Manufacture of current-carrying and non current-carrying wiring devices for electrical circuits regardless of material
402	397	518	472	1,635	1,789	Manufacture of electric lighting equipment
2,824	2,889	3,093	2,648	11,917	11,454	Manufacture of domestic appliances
2,148	2,325	2,510	2,338	8,087	9,320	Manufacture of other electrical equipment
10,815	11,534	10,552	11,971	45,720	44,872	Manufacture of general-purpose and special-purpose machinery
598	590	627	855	2,983	2,670	Manufacture of fluid power equipment
2,481	2,692	2,535	2,945	10,965	10,653	Manufacture of other pumps, compressors, taps and valves
2,366	2,640	1,958	2,416	11,209	9,379	Manufacture of power-driven hand tools with self-contained electric or non-electric motor or pneumatic drives
2,170	2,137	1,831	2,035	8,316	8,173	Manufacture of metal-forming machinery and machine tools
3,201	3,474	3,601	3,720	12,248	13,996	Manufacture of air-conditioning machines, including for motor vehicles
12,356	9,860	11,663	16,085	43,437	49,965	Manufacture of motor vehicles
2,099	2,050	1,944	2,330	7,706	8,423	Manufacture of bodies (coachwork) for motor vehicles; manufacture of trailers and semi-trailers
10,188	10,295	11,301	11,083	38,077	42,867	Manufacture of parts and accessories for motor vehicles
1,622	1,529	1,154	1,472	5,169	5,777	Building of ships and boats
2,455	2,417	2,480	2,917	10,521	10,269	Manufacture of railway locomotives, rolling stock, air and spacecraft, related machinery, military fighting vehicles and transport equipment n.e.c
600	637	715	770	2,577	2,722	Manufacture of motorcycles
616	610	518	583	2,879	2,327	Manufacture of bicycles and invalid carriages
1,239	1,170	1,247	1,564	5,066	5,220	Other industry
4,729	3,766	3,671	4,964	17,101	17,130	Manufacture of furniture
2,416	1,823	1,866	2,437	8,667	8,542	Manufacture of wooden and cane furniture
2,313	1,943	1,805	2,526	8,434	8,588	Other industry
1,304	1,521	1,286	1,462	5,651	5,573	Manufacture of jewellery, bijouterie and related articles
1,594	1,800	1,893	1,669	6,168	6,956	Manufacture of musical instruments, medical and dental instruments and supplies and other manufacturing n.e.c.
403	417	416	376	1,518	1,611	Manufacture of stationery
1,191	1,383	1,478	1,293	4,650	5,345	Other industry
64	67	53	59	211	244	Manufacture of sports goods
132	168	124	119	639	542	Manufacture of games and toys
1,629	1,386	1,433	1,714	5,746	6,163	Repair of fabricated metal products, machinery and equipment and installation of industrial machinery and equipment
591	502	546	649	2,121	2,289	Repair and maintenance of transport equipment except motorcycles and bicycles
1,038	884	887	1,065	3,625	3,874	Other industry
449,424	439,208	453,856	461,548	1,800,930	1,804,035	Total Manufacturing

Jadual
Table **1.4a** : Nilai Jualan Sektor Pembuatan Mengikut Kumpulan (samb.)
: Sales Value of Manufacturing Sector by Group (cont.)

Kod Kumpulan Group code	Keterangan Kumpulan/Tempoh	2022										
		Jan.	Feb.	Mac	Apr.	Mei	Jun	Jul.	Ogo.	Sep.	Okt.	Nov.
267 (26701 & 26702) & 268 (26800)	Pembuatan peralatan optikal, kelengkapan fotografi, media magnetik dan optikal	159	154	182	164	148	209	208	211	202	188	212
271	Pembuatan motor elektrik, penjana, transformer dan perkakasan pengagihan dan pengawalan elektrik	1,245	1,203	1,405	1,450	1,285	1,470	1,494	1,581	1,546	1,513	1,497
	27101 Pembuatan motor elektrik, penjana dan transformer	445	389	463	510	424	486	490	483	462	441	477
	27102 Pembuatan perkakasan pengagihan dan pengawalan elektrik	800	814	942	940	861	984	1,004	1,098	1,084	1,071	1,020
272/ 27200	Pembuatan bateri dan akumulator	433	377	408	388	429	551	573	625	757	793	620
273	Pembuatan pendawaian dan peranti pendawaian	938	869	884	980	859	895	890	932	886	844	831
	27310 Pembuatan kabel gantian optikal	27	27	29	34	29	30	31	33	24	25	30
	27320 Pembuatan wayar dan kabel elektronik dan elektrik lain	846	784	787	880	769	801	801	846	813	774	756
	27330 Pembuatan alatan pendawaian pembawa dan bukan pembawa arus untuk litar elektrik (tanpa mengira jenis bahan)	64	58	68	66	61	64	58	54	49	45	45
274/ 27400	Pembuatan kelengkapan pencahayaan elektrik	111	119	138	123	129	140	133	153	156	137	147
275/ 27500	Pembuatan perkakasan domestik	1,004	818	927	1,011	919	968	987	1,116	1,086	1,034	1,011
279/ 27900	Pembuatan kelengkapan elektrik lain	653	632	663	600	585	680	620	703	758	738	727
281 & 282	Pembuatan jentera kegunaan umum dan kegunaan khas	3,605	3,336	3,372	4,046	3,668	4,091	3,647	3,951	3,883	3,893	4,003
	28120 Pembuatan alat-alat kuasa bendalir &	190	172	169	267	221	262	241	306	304	312	284
	28130 Pembuatan pam, pemampat, kepala paip dan injap lain											
	28180 Pembuatan alatan tangan yang menggunakan kuasa & dilengkapkan dengan motor elektrik atau bukan motor elektrik atau pneumatik	817	776	736	1,008	944	994	951	907	908	906	997
	28220 Pembuatan jentera pembentukan logam dan alatan mesin											
	28192 Pembuatan mesin penyaman udara, termasuk untuk kenderaan bermotor	1,045	983	992	1,168	972	1,060	838	880	817	819	779
	28290 Pembuatan lain-lain mesin bertujuan khas t.t.t.l. Industri lain	549	494	543	613	546	774	659	780	813	807	795
		1,003	911	931	990	985	1,000	959	1,077	1,043	1,050	1,148
291 (29101 & 29102)	Pembuatan kenderaan bermotor	3,451	3,197	3,226	3,285	3,013	3,046	3,095	3,131	3,700	3,960	5,177
292/ 29200	Pembuatan kerangka (coachwork) untuk kenderaan bermotor; pembuatan treler dan semi treler	641	553	791	840	692	545	462	500	571	687	740
293/ 29300	Pembuatan alat ganti dan aksesori untuk kenderaan bermotor	2,839	2,770	3,318	3,134	3,011	3,146	3,347	3,470	3,261	2,998	3,503
301 (30110 & 30120)	Pembinaan kapal dan bot	438	402	445	469	315	380	374	369	432	560	514
302, 303, 304 & 309	Pembuatan lokomotif keretapi, rolling stock, kapal angkasa dan udara, jentera berkaitan, kenderaan tempur ketenteraan, dan kelengkapan pengangkutan t.t.t.l.	862	766	921	956	807	815	800	819	855	959	999
	30910 Pembuatan motosikal	183	167	187	231	214	214	220	215	213	223	254
	30920 Pembuatan basikal dan invalid carriages Industri lain	224	184	251	248	238	233	222	237	246	272	272
		454	415	483	477	355	368	359	367	395	464	473
310	Pembuatan perabot	1,761	1,564	1,691	1,433	1,305	1,102	1,123	1,163	1,436	1,444	1,547
	31001 Pembuatan perabot kayu dan rotan Industri lain	929	816	924	659	598	592	589	613	714	708	777
		832	748	767	774	707	510	534	550	722	737	770
321 (32110 & 32120)	Pembuatan barang kemas, bijouterie dan artikel berkaitan	451	380	394	533	577	545	411	443	533	442	488
322, 325 & 329	Pembuatan instrumen muzik, peralatan dan bekalan perubatan dan pergigian dan pembuatan lain t.t.t.l.	515	501	513	528	497	496	522	548	539	490	505
	32901 Pembuatan alat tulis Industri lain	116	114	122	123	124	129	149	156	127	120	120
		399	387	390	405	373	367	373	392	411	369	386
323/ 32300	Pembuatan barangan sukan	18	18	19	20	16	15	16	14	17	18	19
324/ 32400	Pembuatan permainan dan mainan	63	61	60	72	68	39	38	44	48	48	52
331 & 332	Pembaikan pemasangan produk logam, jentera, kelengkapan dan pemasangan jentera perindustrian dan kelengkapan	511	443	563	526	358	360	367	404	524	541	594
	33150 Pembaikan dan penyelenggaraan kelengkapan pengangkutan kecuali motosikal dan basikal Industri lain	170	138	229	205	128	127	137	148	216	201	220
		341	305	334	321	230	233	230	257	308	340	374
Jumlah Pembuatan		138,986	131,703	144,610	147,942	142,043	153,503	148,431	157,436	161,694	158,864	159,194

2023													Group Description/Period
Dis.	Jan.	Feb.	Mac	Apr.	Mei	Jun	Jul.	Ogo.	Sep.	Okt.	Nov.	Dis.	
211	194	198	232	202	205	220	242	261	260	257	267	258	Manufacture of optical instruments, photographic equipment, magnetic and optical media
1,432	1,423	1,329	1,449	1,427	1,461	1,562	1,757	1,895	1,935	1,731	1,631	1,566	Manufacture of electric motors, generators, transformers and electricity distribution and control apparatus
406	411	376	383	382	383	395	452	538	543	489	446	427	Manufacture of electric motors, generators and transformers
1,026	1,012	953	1,066	1,045	1,079	1,167	1,305	1,357	1,392	1,241	1,185	1,140	Manufacture of electricity distribution and control apparatus
690	583	503	486	542	547	620	414	465	569	580	556	556	Manufacture of batteries and accumulators
835	815	821	800	794	788	803	811	833	847	823	805	773	Manufacture of wiring and wiring devices
35	35	33	35	37	41	42	42	46	33	36	32	37	Manufacture of fibre optic cables
752	735	742	715	711	696	711	721	733	762	740	725	691	Manufacture of other electronic and electric wires and cables
48	45	46	50	46	51	50	48	53	52	48	47	45	Manufacture of current-carrying and non current-carrying wiring devices for electrical circuits regardless of material
150	132	134	136	122	138	137	165	177	175	163	162	148	Manufacture of electric lighting equipment
1,038	911	914	999	992	926	971	953	1,122	1,018	909	877	862	Manufacture of domestic appliances
729	719	700	728	719	792	814	810	828	872	797	786	755	Manufacture of other electrical equipment
4,227	3,693	3,527	3,595	3,877	3,868	3,789	3,322	3,567	3,663	3,762	4,104	4,105	Manufacture of general-purpose and special-purpose machinery
													Manufacture of fluid power equipment
256	212	213	173	199	191	200	167	186	274	273	302	280	Manufacture of other pumps, compressors, taps and valves
1,022	860	823	798	891	894	907	816	850	870	878	1,017	1,049	Manufacture of power-driven hand tools with self-contained electric or non-electric motor or pneumatic drives
													Manufacture of metal-forming machinery and machine tools
856	798	759	809	920	947	773	591	698	669	721	821	875	Manufacture of air-conditioning machines, including for motor vehicles
942	730	680	760	789	648	700	634	524	672	685	674	676	Manufacture of other special-purpose machinery n.e.c.
1,151	1,093	1,052	1,056	1,078	1,188	1,208	1,114	1,308	1,178	1,205	1,289	1,226	Other industry
5,158	4,253	3,796	4,307	2,846	3,685	3,329	3,920	3,633	4,111	4,922	5,740	5,422	Manufacture of motor vehicles
685	697	639	762	712	739	599	662	646	636	774	813	743	Manufacture of bodies (coachwork) for motor vehicles; manufacture of trailers and semi-trailers
3,280	3,293	3,266	3,629	3,096	3,684	3,515	3,843	3,889	3,569	3,459	3,934	3,690	Manufacture of parts and accessories for motor vehicles
470	508	513	601	656	445	428	354	356	444	560	459	453	Building of ships and boats
962	815	752	888	805	798	814	818	827	834	897	1,059	961	Manufacture of railway locomotives, rolling stock, air and spacecraft, related machinery, military fighting vehicles and transport equipment n.e.c
256	205	191	204	202	206	228	243	234	237	234	268	268	Manufacture of motorcycles
251	210	200	206	203	208	199	172	176	170	190	203	190	Manufacture of bicycles and invalid carriages
455	400	361	478	399	385	386	403	417	427	473	588	503	Other industry
1,531	1,587	1,512	1,630	1,312	1,411	1,042	1,109	1,166	1,396	1,561	1,696	1,707	Manufacture of furniture
748	788	790	838	641	663	518	559	619	688	751	848	838	Manufacture of wooden and cane furniture
783	799	722	792	671	748	524	550	547	708	810	848	868	Other industry
454	473	416	415	491	531	498	375	397	514	453	511	498	Manufacture of jewellery, bijouterie and related articles
515	523	538	534	588	640	571	615	647	631	575	551	543	Manufacture of musical instruments, medical and dental instruments and supplies and other manufacturing n.e.c.
119	136	135	133	140	142	135	137	148	130	128	119	128	Manufacture of stationery
396	387	403	401	448	498	436	478	499	501	447	431	416	Other industry
20	21	20	24	27	22	18	19	16	18	19	19	21	Manufacture of sports goods
45	45	39	49	57	69	41	38	41	45	45	38	36	Manufacture of games and toys
554	530	511	589	578	402	406	407	449	578	557	599	557	Repair of fabricated metal products, machinery and equipment and installation of industrial machinery and equipment
202	186	177	228	231	136	135	140	170	236	213	228	208	Repair and maintenance of transport equipment except motorcycles and bicycles
352	344	334	360	347	266	271	266	279	342	344	371	349	Other industry
156,524	148,010	145,219	156,194	144,981	146,799	147,427	143,926	152,175	157,755	156,675	154,988	149,885	Total Manufacturing

Jadual **1.4b** : Nilai Jualan Sektor Pembuatan Mengikut Kumpulan: Perubahan Peratusan Tahunan
 Table : Sales Value of Manufacturing Sector by Group: Annual Percentage Change

Kod Kumpulan Group code	Keterangan Kumpulan/Tempoh	2022					
		2022	2023	Q1	Q2	Q3	Q4
101	Pemprosesan dan pengawetan daging	11.8	5.7	15.5	17.1	8.5	7.2
102	Pemprosesan dan pengawetan ikan, krustasea dan moluska	-9.0	6.0	-14.5	-11.1	-2.8	-6.7
	10201 Pengetinan ikan, krustasea dan moluska &						
	10202 Pemprosesan dan pengawetan ikan, krustasea dan moluska Industri lain	-9.7	5.2	-15.2	-11.8	-3.5	-7.2
		4.0	19.5	-1.3	5.6	11.5	1.5
103	Pemprosesan dan pengawetan buah-buahan dan sayur - sayuran	1.6	31.0	-14.7	-3.8	19.4	11.8
	10303 Pengetinan nanas &						
	10304 Pembuatan jem, marmalad dan sajian jeli Industri lain	-2.0	58.2	-36.1	-9.6	26.8	27.7
		2.6	24.3	-8.4	-2.5	17.5	8.0
104	Pembuatan minyak dan lemak daripada sayuran dan haiwan	12.8	-11.2	22.6	17.4	9.7	5.1
	10404 Pembuatan minyak sayuran mentah dan bertapis &						
	10406 Pembuatan sebatian lemak masakan	19.9	0.8	7.5	20.0	25.3	25.0
	10405 Pembuatan minyak kelapa Industri lain	34.4	-19.9	7.8	47.1	76.7	22.9
		11.9	-12.6	25.0	17.0	7.5	3.1
105	Pembuatan produk tenusu	12.1	-0.1	13.8	12.5	14.9	7.7
	10502 Pembuatan susu pekat, tepung dan sejat Industri lain	13.1	-0.4	15.5	13.7	15.3	8.3
		-0.1	4.0	-5.2	-3.6	10.3	-1.0
106	Pembuatan produk bijian, kanji dan produk berkanji	22.1	5.1	24.5	24.6	22.1	17.4
	10611 Pengilangan beras	32.7	3.2	51.1	33.8	29.8	20.9
	10613 Pengilangan tepung Industri lain	14.0	7.6	8.6	17.0	16.0	14.7
		4.4	-3.7	-7.1	7.9	6.5	10.7
107	Pembuatan produk makanan lain	9.7	8.3	4.3	11.3	14.8	8.6
	10711 Pembuatan biskut dan cookies	47.1	23.0	40.6	61.3	70.5	25.4
	10712 Pembuatan roti, kek dan produk bakeri lain	0.9	10.7	-10.3	2.0	4.2	8.4
	10713 Pembuatan produk snek	20.8	16.9	18.1	25.7	30.1	11.5
	10721 Pembuatan gula	-5.5	17.6	-1.1	-0.1	-6.1	-13.8
	10731 Pembuatan produk koko	0.0	6.2	-6.7	-2.8	6.9	3.7
	10732 Pembuatan coklat dan produk coklat &						
	10733 Pembuatan konfeksi gula	12.0	-2.2	8.7	12.6	17.0	9.6
	10793 Pembuatan sos dan bahan perasa	3.6	7.5	8.7	6.0	9.0	-7.0
	10799 Pembuatan produk makanan lain t.t.t.l. Industri lain	31.2	5.3	25.7	32.5	33.7	32.6
		9.3	11.0	1.8	9.4	17.9	8.5
108/10800	Pembuatan makanan haiwan tersedia	25.3	17.4	42.2	24.4	20.5	18.8
110	Pembuatan minuman ringan	19.6	2.7	6.3	30.5	42.2	7.6
	11041 Pembuatan minuman ringan	7.3	6.2	10.1	14.7	3.1	2.8
	11042 Pengeluaran air mineral semulajadi dan minuman lain yang dibotolkan Industri lain	2.1	3.7	3.3	7.1	1.9	-3.4
		52.7	-2.8	1.8	74.9	267.6	20.1
120/12000	Pembuatan produk tembakau	16.0	17.6	4.7	32.1	155.9	-16.4
131	Pemintalan, penenunan dan penyiapan tekstil	6.3	-12.3	7.7	-0.3	19.0	1.1
	13110 Penyediaan dan pemintalan gentian tekstil &						
	13120 Penenunan tekstil	7.6	-11.9	7.9	-5.9	27.1	6.6
	13132 Pewarnaan, pelunturan, percetakan dan penyiapan akhir benang dan fabrik Industri lain	3.5	-13.1	6.9	20.3	2.5	-11.3
		-15.2	-30.1	9.6	12.4	-32.3	-31.9
139	Pembuatan tekstil lain	11.7	10.8	23.7	21.6	4.2	1.2
	13910 Pembuatan fabrik dikait dan dikrusye Industri lain	3.0	-1.8	8.8	9.6	-0.3	-4.8
		19.9	21.2	39.8	33.6	8.0	6.6
141	Pembuatan pakaian, kecuali pakaian berbulu	3.6	5.0	3.3	8.5	5.2	-1.3
	14102 Pembuatan pakaian Industri lain	2.1	5.7	2.4	5.6	1.8	-1.1
		16.5	-0.2	9.1	32.3	41.8	-3.3
142 & 143	Pembuatan artikel daripada kulit bulu dan pakaian yang dikait dan dikrusye	0.6	18.8	-8.0	-11.2	28.8	0.7
151 (15110 & 15120)	Penyamakan dan pembersihan kulit, pembuatan bagasi, beg tangan, pelana dan abah-abah pembersihan dan pewarnaan bulu	29.0	7.5	16.8	31.6	64.1	17.8
152	Pembuatan kasut	4.1	12.6	-18.2	6.9	35.9	7.5
	15201 Pembuatan kasut kulit &						
	15203 Pembuatan kasut getah Industri lain	12.3	16.1	-19.3	13.3	67.0	16.0
		-7.7	6.5	-16.6	-1.4	-2.8	-6.3
161/16100	Pengilangan dan pengetaman kayu	13.4	-2.7	9.9	18.4	28.9	2.9

2022		2022		2023		Group Description/Period
Q1	Q2	Q3	Q4	(Jan. - Dis.)	(Jan. - Dis.)	
6.3	9.8	5.2	1.9	11.8	5.7	Processing and preserving of meat
1.0	3.7	10.5	8.9	-9.0	6.0	Processing and preserving of fish, crustaceans and molluscs
0.2	2.4	10.1	8.1	-9.7	5.2	Canning of fish, crustaceans and molluscs
15.7	25.6	15.8	21.2	4.0	19.5	Processing, curing and preserving of fish, crustacean and molluscs
16.4	36.0	36.9	34.4	1.6	31.0	Processing and preserving of fruits and vegetable
50.0	87.3	50.8	49.5	-2.0	58.2	Pineapple canning
9.5	25.1	32.9	30.1	2.6	24.3	Manufacture of jams, marmalades and table jellies
4.7	-25.4	-13.8	-5.4	12.8	-11.2	Manufacture of vegetable and animal oils and fats
22.3	-0.2	-11.1	-1.4	19.9	0.8	Manufacture of crude and refined vegetable oil
-15.4	-24.6	-25.2	-14.3	34.4	-19.9	Manufacture of compound cooking fats
2.8	-28.2	-14.1	-5.8	11.9	-12.6	Manufacture of coconut oil
3.9	4.8	-5.1	-3.6	12.1	-0.1	Manufacture of dairy products
4.8	4.9	-6.0	-5.0	13.1	-0.4	Manufacture of condensed, powdered and evaporated milk
-9.2	2.4	7.6	15.5	-0.1	4.0	Other industry
9.6	1.0	6.2	4.0	22.1	5.1	Manufacture of grain mill products, starches and starch products
12.7	-1.1	1.6	0.7	32.7	3.2	Rice milling
6.9	3.6	11.5	8.5	14.0	7.6	Flour milling
6.5	-4.6	-1.6	-13.1	4.4	-3.7	Other industry
6.9	6.7	7.3	12.1	9.7	8.3	Manufacture of other food products
5.2	12.6	33.0	40.8	47.1	23.0	Manufacture of biscuits and cookies
18.4	10.7	7.4	7.2	0.9	10.7	Manufacture of bread, cakes and other bakery products
0.9	10.2	25.6	30.6	20.8	16.9	Manufacture of snack products
-7.2	13.6	28.5	37.5	-5.5	17.6	Manufacture of sugar
4.6	7.6	4.8	7.8	0.03	6.2	Manufacture of cocoa products
1.7	-4.7	-6.7	1.2	12.0	-2.2	Manufacture of chocolate and chocolate products
-3.4	2.5	15.2	16.2	3.6	7.5	Manufacture of sugar confectionery
12.3	5.7	-1.2	5.5	31.2	5.3	Manufacture of sauces and condiments
11.7	14.0	8.4	10.2	9.3	11.0	Manufacture of other food products n.e.c.
20.2	16.2	18.2	15.3	25.3	17.4	Manufacture of prepared animal feeds
0.2	3.2	1.4	5.8	19.6	2.7	Manufacture of beverages
-2.5	7.2	11.4	9.0	7.3	6.2	Manufacture of soft drinks
-3.7	3.3	7.9	7.7	2.1	3.7	Production of natural mineral waters and other bottled waters
5.6	-2.3	-13.6	0.4	52.7	-2.8	Other industry
17.4	27.0	18.6	9.0	16.0	17.6	Manufacture of tobacco products
-11.8	-8.8	-12.8	-16.0	6.3	-12.3	Spinning, weaving and finishing of textiles
-8.5	-5.3	-13.6	-20.3	7.6	-11.9	Preparation and spinning of textile fibres
-21.5	-18.1	-9.7	-2.5	3.5	-13.1	Weaving of textiles
-22.7	-31.3	-32.8	-34.3	-15.2	-30.1	Dyeing, bleaching, printing and finishing of yarns and fabrics
10.6	8.5	10.1	14.0	11.7	10.8	Manufacture of other textiles
-0.6	-0.9	-2.4	-3.5	3.0	-1.8	Manufacture of knitted and crocheted fabrics
20.2	16.3	20.0	27.9	19.9	21.2	Other industry
2.4	6.8	7.2	3.8	3.6	5.0	Manufacture of wearing apparel, except fur apparel
2.7	9.0	7.8	3.8	2.1	5.7	Manufacture of clothings
0.6	-7.6	2.0	4.3	16.5	-0.2	Other industry
18.9	19.8	14.5	21.8	0.6	18.8	Manufacture of articles of fur, knitted and crocheted apparel
6.4	13.4	5.7	5.8	29.0	7.5	Tanning and dressing of leather; manufacture of luggage, handbags, saddlery and harness; dressing and dyeing of fur
6.2	15.9	14.0	14.7	4.1	12.6	Manufacture of footwear
13.3	24.6	11.1	16.5	12.3	16.1	Manufacture of leather footwear
-4.5	3.1	20.2	11.0	-7.7	6.5	Manufacture of rubber footwear
1.6	3.3	-7.7	-7.2	13.4	-2.7	Other industry
						Sawmilling and planning of wood

Jadual Table **1.4b** : Nilai Jualan Sektor Pembuatan Mengikut Kumpulan: Perubahan Peratusan Tahunan
 : Sales Value of Manufacturing Sector by Group: Annual Percentage Change

Kod Kumpulan Group code	Keterangan Kumpulan/Tempoh	2022											
		Jan.	Feb.	Mac	Apr.	Mei	Jun	Jul.	Ogo.	Sep.	Okt.	Nov.	Dis.
101	Pemprosesan dan pengawetan daging	14.8	17.4	14.1	23.6	17.3	11.0	13.4	6.9	5.7	16.2	5.1	0.8
102	Pemprosesan dan pengawetan ikan, krustasea dan moluska	-12.8	-16.2	-14.6	-14.5	-7.8	-10.7	-8.6	0.3	-0.2	-7.1	-5.5	-7.7
	10201 Pengetinan ikan, krustasea dan moluska &	-13.5	-16.8	-15.5	-15.5	-8.3	-11.5	-9.3	-0.2	-1.2	-7.6	-5.7	-8.4
	10202 Pemprosesan dan pengawetan ikan, krustasea dan moluska Industri lain	0.2	-5.8	1.8	8.2	1.5	7.2	6.0	10.5	17.6	1.8	-2.6	5.0
103	Pemprosesan dan pengawetan buah-buahan dan sayur - sayuran	-8.6	-15.7	-20.0	-15.1	-1.3	7.1	10.1	24.3	24.1	13.8	14.2	7.6
	10303 Pengetinan nanas &	-17.7	-43.5	-43.9	-35.2	-14.3	37.6	27.2	19.1	34.3	30.7	28.6	23.5
	10304 Pembuatan jem, marmalad dan sajian jeli Industri lain	-6.4	-5.6	-13.2	-9.5	1.5	1.3	6.2	25.8	21.3	9.5	10.5	4.2
104	Pembuatan minyak dan lemak daripada sayuran dan haiwan	26.2	19.8	21.7	16.3	23.6	13.0	11.0	16.1	3.3	2.4	1.6	11.8
	10404 Pembuatan minyak sayuran mentah dan bertapis &	15.2	2.9	4.6	11.8	18.8	29.3	36.0	35.9	7.6	21.1	16.1	37.7
	10406 Pembuatan sebatian lemak masakan	-2.3	11.2	15.1	31.2	26.8	101.9	82.1	81.2	66.9	22.3	11.3	35.2
	10405 Pembuatan minyak kelapa Industri lain	28.1	22.3	24.4	16.7	24.1	11.0	7.6	13.4	2.4	0.5	0.2	8.9
105	Pembuatan produk tenusu	15.0	13.7	12.7	12.5	15.1	10.0	17.1	16.1	11.7	6.2	7.4	9.5
	10502 Pembuatan susu pekat, tepung dan sejat Industri lain	16.3	15.7	14.6	14.1	16.7	10.6	17.4	16.3	12.3	6.8	7.9	10.4
		0.0	-7.6	-7.8	-7.3	-4.7	1.6	13.5	13.8	4.2	-1.3	0.1	-1.7
106	Pembuatan produk bijian, kanji dan produk berkanji	27.2	23.7	22.8	29.4	30.6	14.2	19.8	28.3	18.6	12.8	18.4	21.4
	10611 Pengilangan beras	50.3	52.8	50.2	51.3	37.3	13.4	26.0	41.1	23.3	12.5	26.9	24.5
	10613 Pengilangan tepung Industri lain	13.3	5.8	6.7	10.9	25.4	15.4	14.5	18.6	14.9	12.7	11.7	19.7
		3.0	-16.1	-7.4	5.4	11.6	7.0	15.3	2.5	2.8	18.2	7.0	7.6
107	Pembuatan produk makanan lain	10.2	-1.6	4.6	9.3	14.7	10.1	13.8	20.0	10.8	6.8	9.8	9.2
	10711 Pembuatan biskut dan cookies	43.3	44.4	34.6	43.0	75.6	76.5	67.6	82.0	62.3	39.9	21.7	17.0
	10712 Pembuatan roti, kek dan produk bakeri lain	0.6	-25.7	-1.3	1.4	4.8	0.1	5.8	4.5	2.3	2.2	7.6	15.8
	10713 Pembuatan produk snek	16.3	17.4	20.6	19.6	28.4	29.9	36.8	38.2	18.2	12.8	11.1	10.7
	10721 Pembuatan gula	20.9	-10.7	-10.9	-2.3	2.1	0.2	-5.2	4.3	-15.3	-14.6	-13.2	-13.6
	10731 Pembuatan produk koko	-3.5	-8.2	-8.6	-6.7	-2.6	1.1	8.3	8.5	3.9	3.5	1.2	6.7
	10732 Pembuatan coklat dan produk coklat &	9.1	10.8	6.6	8.8	19.8	9.6	12.1	23.4	15.7	6.9	13.4	8.9
	10733 Pembuatan konfeksi gula	6.3	5.8	14.4	13.6	-1.2	5.4	12.9	14.0	1.2	-6.2	-4.2	-10.7
	10793 Pembuatan sos dan bahan perasa	30.6	22.4	24.3	30.6	32.6	34.4	27.9	40.6	32.3	31.2	38.5	28.1
	10799 Pembuatan produk makanan lain t.t.t.l. Industri lain	4.4	2.6	-1.4	8.9	13.5	6.3	18.4	24.3	11.7	6.9	9.2	9.3
108/ 10800	Pembuatan makanan haiwan tersedia	65.3	51.1	17.1	26.5	23.3	23.6	19.1	18.8	23.6	23.5	16.5	16.6
110	Pembuatan minuman ringan	6.4	6.6	5.8	14.8	13.9	89.4	80.6	40.9	18.9	6.8	10.4	5.7
	11041 Pembuatan minuman ringan	4.6	11.5	13.9	17.7	12.3	13.2	16.5	-9.5	6.7	0.2	4.3	4.1
	11042 Pengeluaran air mineral semulajadi dan minuman lain yang dibotolkan Industri lain	7.5	1.7	1.2	1.1	5.8	16.4	9.4	-1.9	-0.9	-3.4	-3.3	-3.5
		8.7	1.0	-4.1	15.3	18.5	17,114.8	13,798.9	1,189.7	46.0	22.0	26.4	11.7
120/ 12000	Pembuatan produk tembakau	2.3	9.6	2.6	15.6	0.5	200.5	179.5	353.6	63.9	-23.6	-2.1	-21.2
131	Pemintalan, penenunan dan penyiapan tekstil	9.9	7.5	5.7	2.4	-1.9	-1.2	17.6	23.8	15.7	5.3	-2.3	0.9
	13110 Penyediaan dan pemintalan gentian tekstil &	7.4	8.5	7.9	-1.5	-8.2	-7.8	22.7	28.6	30.6	17.2	-1.2	6.0
	13120 Penenunan tekstil	17.6	4.4	-0.8	16.3	24.8	20.6	5.6	15.6	-10.6	-16.2	-4.5	-12.2
	13132 Pewarnaan, pelunturan, percetakan dan penyiapan akhir benang dan fabrik Industri lain	5.4	12.3	12.4	3.7	16.3	17.2	18.6	-44.6	-45.6	-35.6	-29.5	-30.2
139	Pembuatan tekstil lain	29.9	26.2	15.5	19.7	22.5	22.6	8.8	2.2	1.6	0.4	3.4	-0.1
	13910 Pembuatan fabrik dikait dan dikrusye Industri lain	14.6	11.4	1.3	10.2	11.3	7.6	2.6	2.8	-6.0	-7.4	1.0	-7.6
		46.2	42.2	31.5	28.6	34.0	38.4	14.3	1.7	8.6	7.8	5.3	6.6
141	Pembuatan pakaian, kecuali pakaian berbulu	0.1	1.8	8.3	9.8	9.5	5.8	6.8	5.1	3.7	-6.5	1.2	1.3
	14102 Pembuatan pakaian Industri lain	0.3	0.8	6.4	7.8	8.1	0.9	1.6	1.8	2.0	-7.2	2.3	1.6
		-1.7	8.5	21.9	25.5	19.7	64.4	83.3	42.7	17.6	-1.4	-6.7	-1.4
142 & 143	Pembuatan artikel daripada kulit bulu dan pakaian yang dikait dan dikrusye	1.6	-12.9	-12.9	-28.1	-27.8	58.3	28.3	29.6	28.6	9.4	4.0	-10.2
151 (15110 & 15120)	Penyamakan dan pembersihan kulit, pembuatan bagasi, beg tangan, pelana dan abah-abah pembersihan dan pewarnaan bulu	17.0	21.7	12.0	12.5	9.3	108.2	114.7	66.2	37.0	20.2	23.1	10.3
152	Pembuatan kasut	-20.9	-22.1	-11.5	-4.9	10.3	19.1	38.0	38.9	31.1	9.3	7.4	6.0
	15201 Pembuatan kasut kulit &	-15.7	-27.5	-15.3	-8.7	15.3	44.3	79.0	69.5	54.7	20.4	16.5	11.3
	15203 Pembuatan kasut getah Industri lain	-28.7	-14.2	-4.7	0.8	4.2	-10.8	-8.2	1.2	-1.5	-8.4	-7.7	-3.0
161/ 16100	Pengilangan dan pengetaman kayu	17.9	2.9	8.6	10.6	4.6	54.7	38.7	26.3	25.6	8.4	0.3	0.5

2023												Group Description/Period
Jan.	Feb.	Mar.	Apr.	Mei	Jun	Jul.	Ogo.	Sep.	Okt.	Nov.	Dis.	
-1.9	9.3	12.3	9.7	8.8	11.0	7.2	2.6	5.9	-1.0	3.3	3.6	Processing and preserving of meat
1.7	1.6	-0.1	-1.4	10.7	1.8	18.9	4.9	8.4	12.2	7.1	7.3	Processing and preserving of fish, crustaceans and molluscs
1.2	0.3	-1.1	-2.5	9.2	0.7	19.1	4.4	7.9	12.0	5.7	6.6	<i>Canning of fish, crustaceans and molluscs</i>
9.2	22.4	16.0	18.0	37.3	22.2	15.8	14.6	16.8	15.2	31.3	18.0	<i>Processing, curing and preserving of fish, crustacean and molluscs</i>
-1.0	15.2	37.7	28.9	40.2	38.8	43.6	30.0	37.6	38.9	31.3	33.3	Processing and preserving of fruits and vegetable
20.0	42.2	98.8	69.3	122.4	76.2	62.8	46.3	44.9	53.6	40.4	55.9	<i>Pineapple canning</i>
-5.5	9.4	26.6	20.9	25.3	29.1	38.3	25.6	35.4	34.5	28.6	27.5	<i>Manufacture of jams, marmalades and table jellies</i>
5.3	7.6	1.2	-23.2	-25.6	-27.4	-18.5	-15.1	-8.4	-3.6	-3.8	-8.6	Manufacture of vegetable and animal oils and fats
10.3	34.0	24.0	5.4	5.2	-10.1	-17.2	-11.3	-4.7	4.3	1.7	-9.1	<i>Manufacture of crude and refined vegetable oil</i>
1.6	-18.5	-27.8	-28.6	-15.2	-30.0	-29.7	-27.9	-17.6	-8.1	-17.7	-16.8	<i>Manufacture of compound cooking fats</i>
4.8	4.8	-1.5	-26.2	-29.0	-29.4	-18.5	-15.5	-8.8	-4.4	-4.3	-8.5	<i>Manufacture of coconut oil</i>
-1.8	3.5	9.9	5.5	8.2	0.7	-2.8	-6.5	-5.6	-1.0	-2.0	-8.0	Manufacture of dairy products
-1.6	4.7	11.3	6.1	8.3	0.4	-3.3	-7.4	-7.0	-2.4	-3.2	-9.3	<i>Manufacture of condensed, powdered and evaporated milk</i>
-4.9	-12.9	-10.1	-4.0	6.2	4.8	3.7	6.1	13.0	18.8	15.0	12.4	<i>Other industry</i>
5.8	13.6	9.4	-4.9	5.0	3.3	8.5	4.0	6.2	5.4	5.2	1.4	Manufacture of grain mill products, starches and starch products
6.5	15.8	15.2	-11.9	5.9	5.1	8.4	-2.0	-0.7	0.8	0.6	0.7	<i>Rice milling</i>
5.3	11.7	4.1	3.9	4.5	2.3	9.3	10.8	14.5	11.5	11.3	2.9	<i>Flour milling</i>
4.7	8.6	6.5	-5.3	-2.0	-6.4	-1.6	-2.7	-0.7	-13.1	-13.7	-12.3	<i>Other industry</i>
3.1	11.0	6.8	0.8	13.6	6.0	6.1	5.0	10.9	11.7	13.9	10.8	Manufacture of other food products
-2.3	9.9	8.3	-14.1	29.6	30.6	38.6	26.8	34.3	37.4	43.4	41.4	<i>Manufacture of biscuits and cookies</i>
16.2	17.2	21.7	9.2	15.9	7.2	6.3	7.5	8.4	9.8	10.5	1.6	<i>Manufacture of bread, cakes and other bakery products</i>
-3.8	1.2	5.0	-0.4	18.1	13.7	24.6	24.4	27.7	25.9	35.2	30.7	<i>Manufacture of snack products</i>
-18.4	-0.3	-0.8	-6.7	28.5	21.1	23.4	25.6	36.3	39.2	42.7	30.8	<i>Manufacture of sugar</i>
-3.6	9.2	8.9	3.7	15.2	4.1	5.2	2.2	7.0	8.2	8.7	6.4	<i>Manufacture of cocoa products</i>
3.2	8.2	-5.2	-7.8	-0.8	-5.6	-7.9	-8.9	-3.1	-3.0	3.7	3.0	<i>Manufacture of chocolate and chocolate products</i>
-11.8	1.9	-0.1	-0.3	1.1	7.1	8.7	13.4	23.5	17.8	10.5	20.8	<i>Manufacture of sugar confectionery</i>
9.9	17.9	9.5	7.2	12.6	-2.4	-1.6	-6.4	4.3	4.9	4.3	7.6	<i>Manufacture of sauces and condiments</i>
7.5	16.6	11.3	10.9	23.0	8.7	6.8	6.4	12.1	12.8	10.0	7.8	<i>Manufacture of other food products n.e.c.</i>
9.4	20.9	31.3	12.6	19.2	16.7	18.1	20.3	16.4	20.2	20.5	5.3	<i>Other industry</i>
0.5	-0.3	0.3	-3.0	12.1	1.9	2.1	0.9	1.5	8.0	3.8	5.5	Manufacture of prepared animal feeds
-1.2	-4.1	-2.1	-5.3	16.9	14.7	15.6	7.5	11.3	11.9	6.7	8.1	Manufacture of beverages
-6.5	-2.1	-2.8	-3.1	13.1	1.6	3.4	6.9	13.8	11.3	6.4	5.1	<i>Manufacture of soft drinks</i>
4.7	6.7	5.4	0.9	5.7	-13.4	-17.8	-10.0	-13.4	1.3	-1.2	1.1	<i>Production of natural mineral waters and other bottled waters</i>
20.6	5.7	25.3	9.1	57.6	20.4	19.5	17.6	18.7	16.5	4.7	6.3	<i>Other industry</i>
-9.7	-15.0	-10.7	-11.4	-0.5	-13.8	-13.8	-11.0	-13.5	-13.6	-15.0	-19.1	Spinning, weaving and finishing of textiles
-3.4	-13.0	-9.0	-8.2	3.0	-10.3	-11.3	-12.9	-16.8	-17.0	-19.6	-23.7	<i>Preparation and spinning of textile fibres</i>
-26.7	-21.4	-15.7	-20.6	-10.6	-21.9	-20.0	-4.3	-3.5	-3.8	-0.3	-3.2	<i>Weaving of textiles</i>
-18.4	-21.4	-28.9	-26.3	-27.8	-39.1	-37.7	-29.4	-30.9	-33.0	-34.5	-35.6	<i>Dyeing, bleaching, printing and finishing of yarns and fabrics</i>
6.0	14.9	11.4	10.6	10.4	4.9	5.8	12.0	12.6	13.9	15.0	13.0	Manufacture of other textiles
-4.3	3.2	-0.3	2.3	-0.4	-4.3	-5.3	0.1	-1.9	-4.0	-2.9	-3.5	<i>Manufacture of knitted and crocheted fabrics</i>
14.6	24.8	21.5	17.3	19.6	12.3	14.8	21.5	24.0	28.6	29.3	25.8	<i>Other industry</i>
1.7	3.8	1.8	0.6	9.1	11.7	10.6	4.6	6.3	7.4	6.3	-1.7	Manufacture of wearing apparel, except fur apparel
2.1	4.8	1.2	2.6	12.5	12.6	11.2	5.5	6.9	8.1	6.5	-2.6	<i>Manufacture of clothing</i>
-1.4	-2.8	5.8	-12.6	-12.7	4.8	5.9	-1.8	2.0	2.3	4.9	5.8	<i>Other industry</i>
3.3	26.2	29.9	22.8	22.1	14.8	12.4	13.3	17.5	19.7	24.0	21.7	Manufacture of articles of fur, knitted and crocheted apparel
5.9	2.9	10.6	12.8	22.6	5.2	8.2	3.7	5.4	6.7	4.6	6.4	<i>Tanning and dressing of leather; manufacture of luggage, handbags, saddlery and harness; dressing and dyeing of fur</i>
8.1	9.5	1.6	16.9	12.2	19.1	16.0	13.6	12.5	12.6	17.7	13.7	Manufacture of footwear
11.6	27.4	4.0	31.7	24.6	17.8	11.1	11.7	10.5	12.8	18.1	18.5	<i>Manufacture of leather footwear</i>
1.9	-12.1	-2.3	-2.6	-4.5	21.4	26.9	17.6	16.7	12.3	16.8	4.4	<i>Manufacture of rubber footwear</i>
-10.4	12.4	4.9	0.6	15.8	-5.3	-2.0	-9.5	-9.7	-2.3	-4.5	-14.2	Sawmilling and planning of wood

Jadual Table **1.4b** : Nilai Jualan Sektor Pembuatan Mengikut Kumpulan: Perubahan Peratusan Tahunan
 : Sales Value of Manufacturing Sector by Group: Annual Percentage Change

Kod Kumpulan Group code	Keterangan Kumpulan/Tempoh	2022					
		2022	2023	Q1	Q2	Q3	Q4
162	Pembuatan produk daripada kayu, gabus, jerami dan bahan jalinan lain	12.1	-5.8	14.6	23.7	20.3	-1.8
16211	Pembuatan kepingan venier dan papan lapis	9.9	1.2	13.6	20.0	14.4	-1.7
16212	Pembuatan papan partikel dan papan gentian	12.6	-13.1	20.7	23.3	15.0	-2.2
16221	Pertukangan kayu untuk jurubina	13.9	-5.6	5.2	33.8	36.4	-0.7
	Industri lain	19.5	-15.5	13.6	30.4	53.5	-2.1
170	Pembuatan kertas dan produk kertas	9.6	5.7	10.2	10.3	11.9	6.1
17010	Pembuatan pulpa, kertas dan kertas tebal	13.8	-3.8	24.0	13.6	12.0	6.8
17020	Pembuatan kertas gelugur dan kertas tebal dan bekas daripada kertas dan kertas tebal	2.5	-3.5	-3.0	5.1	7.9	0.2
17091	Pembuatan sampul surat dan kad surat	14.6	0.3	-5.3	7.0	26.5	30.6
17092	Pembuatan kertas kegunaan rumah dan pembersih peribadi	16.4	13.2	25.3	17.8	15.4	8.1
17093	Pembuatan kertas bergam atau pelekat yang berjalur atau bergulung dan label dan kertas dinding	17.4	19.0	15.6	13.8	18.8	21.4
	Industri lain	6.1	41.1	3.5	3.9	10.1	7.1
181 & 182	Percetakan, aktiviti perkhidmatan berkaitan percetakan dan penerbitan semula media rakaman	13.3	6.0	7.8	22.0	18.8	7.5
18110	Percetakan	12.4	3.6	15.9	25.4	11.8	0.0
18120 &	Aktiviti perkhidmatan berkaitan percetakan	17.2	15.1	-18.7	9.8	58.9	42.5
18200	Penerbitan semula media rakaman						
192 (19201 & 19202)	Pembuatan produk petroleum bertapis	42.3	-10.1	36.3	36.3	57.2	37.4
201	Pembuatan kimia asas, baja dan sebatian nitrogen, plastik dan getah sintetik dalam bentuk primer	0.5	-8.0	2.9	8.0	-1.3	-6.6
20111	Pembuatan gas perindustrian atau perubatan bukan organik dalam bentuk cecair atau mampat	-15.8	-16.2	-56.8	-28.7	4.1	72.3
20112 &	Pembuatan kimia organik asas	0.5	-11.6	2.8	8.4	-2.7	-5.4
20113	Pembuatan sebatian bukan organik						
20121 &	Pembuatan baja	18.0	-18.4	37.8	22.5	33.4	-11.9
20129	Pembuatan produk campuran nitrogen						
20131	Pembuatan plastik dalam bentuk primer	-9.8	2.1	-3.3	1.2	-15.4	-20.4
	Industri lain	57.2	-8.2	56.9	60.6	55.1	56.8
202 & 203	Pembuatan produk kimia lain dan serat buatan manusia	30.9	17.8	30.0	32.3	37.7	24.9
20210	Pembuatan racun perosak dan produk agrokimia lain	53.3	23.6	61.1	51.3	46.3	54.0
20221	Pembuatan cat, varnis dan penyadur dan mastik	33.0	34.7	59.3	41.4	41.1	4.2
20222	Pembuatan dakwat cetak	16.2	-3.6	20.3	15.6	17.1	11.8
20231 &	Pembuatan sabun dan bahan pencuci, penyediaan membersihkan dan mengilap	30.1	10.6	17.3	34.9	39.2	29.4
20232	Pembuatan pewangi dan penyediaan dandanan diri						
20291 &	Pembuatan plat fotografi, filem, sensitized paper dan other sensitized unexposed materials	23.8	9.7	11.3	15.4	32.5	35.3
20292 &	Pembuatan dakwat menulis dan melukis						
20299	Pembuatan produk kimia lain t.t.t.l.	16.3	4.9	1.3	6.1	19.2	39.5
	Industri lain						
210	Pembuatan produk farmaseutikal, kimia perubatan dan botani	10.8	5.5	13.9	10.7	12.1	7.1
21001	Pembuatan bahan aktif ubat-ubatan untuk digunakan oleh bidang farmakologi dalam pembuatan ubat-ubatan	10.1	4.9	15.5	8.4	10.9	6.0
	Industri lain	14.8	8.6	6.3	24.2	18.2	11.9
221	Pembuatan produk getah	-23.9	-9.1	-27.9	-30.7	-20.9	-11.1
22111	Pembuatan tayar getah untuk kenderaan	-23.7	-38.1	19.6	32.8	-52.6	-50.1
22112	Pembuatan bunga tayar yang boleh ditukar ganti dan tayar celup	2.4	27.1	-8.9	6.0	22.9	-5.9
22191 &	Pembuatan produk lain daripada getah asli atau sintetik, tidak divulkan, divulkan atau dikeraskan	-7.6	-16.9	-28.3	-6.6	13.9	-2.7
22193	Pengilangan semula getah dan prosesan susu getah						
22192	Pembuatan sarung tangan getah	-28.3	-5.8	-32.8	-37.9	-23.9	-8.3
22199	Pembuatan produk getah lain yang t.t.t.l.	-4.3	-9.5	-10.6	-6.0	4.7	-4.5
222	Pembuatan produk plastik	5.4	-0.6	6.7	6.6	6.9	1.7
22201 &	Pembuatan produk plastik separa siap	-5.4	-5.3	-6.1	-3.7	-4.3	-7.7
22202	Pembuatan produk plastik siap						
22203	Pembuatan artikel plastik untuk pembungkusan barangan	29.4	-1.9	20.9	38.0	32.7	25.5
22204	Pembuatan barangan plastik jurubina	19.5	41.2	37.6	27.0	13.1	6.6
22205	Pembuatan pinggan mangkuk, peralatan dapur dan barangan tandas daripada plastik	51.1	7.9	69.0	59.5	57.2	27.3
22209	Pembuatan pelbagai produk plastik t.t.t.l.	-19.4	-3.6	-8.8	-24.2	-22.2	-22.3
231 (23101 & 23102 & 23109)	Pembuatan kaca dan produk kaca	4.8	-3.3	-14.2	1.0	45.0	7.0

2022		2022		2023		Group Description/Period
Q1	Q2	Q3	Q4	(Jan. - Dis.)	(Jan. - Dis.)	
-5.7	-4.3	-7.1	-5.9	12.1	-5.8	Manufacture of products of wood, cork, straw and plaiting materials
0.9	4.3	1.9	-0.9	9.9	1.2	Manufacture of veneer sheets and plywood
-12.2	-10.5	-16.5	-13.3	12.6	-13.1	Manufacture of particle board and fibreboard
-4.7	-8.5	-4.4	-5.6	13.9	-5.6	Manufacture of builders' carpentry
-17.6	-16.4	-19.0	-8.9	19.5	-15.5	Other industry
11.0	4.8	1.9	5.6	9.6	5.7	Manufacture of paper and paper products
-1.5	-7.3	-6.0	-0.7	13.8	-3.8	Manufacture of pulp, paper and paperboard
7.8	-5.8	-9.7	-5.0	2.5	-3.5	Manufacture of corrugated paper and paperboard and of containers of paper and paperboard
29.5	10.8	-11.4	-18.3	14.6	0.3	Manufacture of envelopes and letter-card
14.2	13.8	13.3	11.4	16.4	13.2	Manufacture of household and personal hygiene paper
28.1	22.0	8.5	19.1	17.4	19.0	Manufacture of gummed or adhesive paper in strips or rolls and labels and wall paper
27.2	41.1	47.9	48.1	6.1	41.1	Other industry
7.5	5.5	7.5	3.6	13.3	6.0	Printing, service activities related to printing and reproduction of recorded media
-0.7	1.2	6.2	8.1	12.4	3.6	Printing
45.3	23.6	12.7	-11.3	17.2	15.1	Service activities related to printing
						Reproduction of recorded media
21.9	-6.2	-22.7	-21.0	42.3	-10.1	Manufacture of refined petroleum products
-6.5	-9.1	-8.3	-8.2	0.5	-8.0	Manufacture of basic chemicals, fertilizer and nitrogen compounds, plastics and synthetic rubber in primary forms
58.8	-28.2	-36.3	-28.1	-15.8	-16.2	Manufacture of liquefied or compressed inorganic industrial or medical gases
						Manufacture of basic organic chemicals
-7.5	-11.7	-14.6	-13.0	0.5	-11.6	Manufacture of inorganic compounds
						Manufacture of fertilizers
-15.1	-15.3	-20.1	-24.4	18.0	-18.4	Manufacture of associated nitrogen products
-9.0	-2.9	14.3	8.7	-9.8	2.1	Manufacture of plastics in primary forms
8.5	-2.7	-20.0	-15.2	57.2	-8.2	Other industry
21.4	20.7	17.6	12.5	30.9	17.8	Manufacture of other chemical products and man-made fibres
19.0	31.4	42.7	6.9	53.3	23.6	Manufacture of pesticides and other agrochemical products
18.9	34.5	45.6	40.6	33.0	34.7	Manufacture of paints, varnishes and similar coatings ink and mastics
-0.8	-4.1	-0.8	-8.8	16.2	-3.6	Manufacture of printing ink
						Manufacture of soap and detergents, cleaning and polishing preparations
23.0	16.2	3.3	2.9	30.1	10.6	Manufacture of perfumes and toilet preparations
						Manufacture of photographic plates, films, sensitized paper and other sensitized unexposed materials
26.0	9.9	4.6	1.6	23.8	9.7	Manufacture of writing and drawing ink
						Manufacture of other chemical products n.e.c.
38.0	-2.8	-19.2	11.9	16.3	4.9	Other industry
12.0	5.1	0.7	4.9	10.8	5.5	Manufacture of pharmaceuticals, medicinal chemical and botanical products
						Manufacture of medicinal active substances to be used for their pharmacological properties in the manufacture of medicaments
9.7	4.5	-0.8	6.6	10.1	4.9	
24.1	8.4	7.8	-2.6	14.8	8.6	Other industry
-10.8	-12.6	-8.6	-3.4	-23.9	-9.1	Manufacture of rubber products
-41.4	-43.2	-35.0	-28.4	-23.7	-38.1	Manufacture of rubber tyres for vehicles
29.9	26.8	20.7	31.3	2.4	27.1	Manufacture of interchangeable tyre treads and retreading rubber tyres
						Manufacture of other products of natural or synthetic rubber, unvulcanized, vulcanized or hardened
-8.6	-26.1	-24.5	-6.1	-7.6	-16.9	Rubber remilling and latex processing
-8.4	-8.3	-3.9	-1.6	-28.3	-5.8	Manufacture of rubber gloves
-10.6	-13.9	-9.0	-4.4	-4.3	-9.5	Manufacture of other rubber products n.e.c.
-3.3	-1.2	-0.6	2.6	5.4	-0.6	Manufacture of plastics products
						Manufacture of semi-manufactures of plastic products
-3.2	-7.7	-7.4	-2.2	-5.4	-5.3	Manufacture of finished plastic products
5.4	-1.9	-5.6	-4.1	29.4	-1.9	Manufacture of plastic articles for the packing of goods
27.9	33.8	45.5	56.4	19.5	41.2	Manufacture of builders' plastics ware
8.5	19.7	4.8	-1.1	51.1	7.9	Manufacture of plastic tableware, kitchenware and toilet articles
-21.5	-8.0	5.9	13.0	-19.4	-3.6	Manufacture of diverse plastic products n.e.c.
-4.8	-2.1	-4.1	-2.3	4.8	-3.3	Manufacture of glass and glass products

Jadual Table **1.4b** : Nilai Jualan Sektor Pembuatan Mengikut Kumpulan: Perubahan Peratusan Tahunan
: Sales Value of Manufacturing Sector by Group: Annual Percentage Change

Kod Kumpulan Group code	Keterangan Kumpulan/Tempoh	2022											
		Jan.	Feb.	Mac	Apr.	Mei	Jun	Jul.	Ogo.	Sep.	Okt.	Nov.	Dis.
162	Pembuatan produk daripada kayu, gabus, jerami dan bahan jalinan lain	16.5	11.8	15.4	14.4	24.3	39.9	47.3	15.6	11.2	4.9	-2.7	-6.6
16211	Pembuatan kepingan venier dan papan lapis	13.8	13.8	13.3	14.8	22.3	26.5	42.6	6.5	8.3	4.9	-1.2	-7.8
16212	Pembuatan papan partikel dan papan gentian	20.8	14.2	26.4	16.4	25.6	32.6	30.6	15.6	6.3	5.2	-4.5	-6.5
16221	Pertukangan kayu untuk jurubina	15.7	1.9	-1.6	2.6	32.4	119.0	91.6	22.3	21.3	2.3	-3.4	-0.8
	Industri lain	17.5	8.0	15.1	19.3	20.6	64.2	85.3	53.2	36.1	7.0	-4.5	-7.6
170	Pembuatan kertas dan produk kertas	16.0	9.1	6.2	11.5	8.3	11.0	13.8	11.9	10.1	6.9	2.8	8.8
17010	Pembuatan pulpa, kertas dan kertas tebal	31.6	22.8	18.3	24.2	6.5	9.8	14.6	11.2	10.5	7.6	5.7	7.1
17020	Pembuatan kertas gelugur dan kertas tebal dan bekas daripada kertas dan kertas tebal	1.9	-2.6	-7.5	0.3	0.6	16.5	10.2	7.5	6.3	-1.2	-3.1	5.4
17091	Pembuatan sampul surat dan kad surat	-6.4	-3.1	-6.3	-6.9	8.0	20.3	26.5	28.6	24.6	33.2	29.8	28.6
17092	Pembuatan kertas kegunaan rumah dan pembersih peribadi	35.3	20.1	21.3	20.3	21.0	12.3	16.5	16.2	13.6	13.2	1.7	9.8
17093	Pembuatan kertas bergam atau pelekat yang berjalur atau bergulung dan label dan kertas dinding	15.6	16.1	15.1	28.6	24.1	-3.3	19.3	18.9	18.2	26.4	19.8	18.0
	Industri lain	8.5	0.8	1.1	0.0	1.1	10.8	12.5	12.4	5.6	3.2	4.8	13.1
181 & 182	Percetakan, aktiviti perkhidmatan berkaitan percetakan dan penerbitan semula media rakaman	7.7	6.8	8.9	9.2	12.7	54.5	33.8	12.7	12.2	8.9	9.4	4.5
18110	Percetakan	14.8	15.4	17.6	13.4	18.7	51.2	26.8	5.2	5.9	3.0	2.9	-5.4
18120 & 18200	Aktiviti perkhidmatan berkaitan percetakan & Penerbitan semula media rakaman	-15.1	-20.4	-21.0	-5.6	-6.9	69.8	71.0	58.4	48.6	39.3	37.5	49.9
192 (19201 & 19202)	Pembuatan produk petroleum bertapis	46.2	26.0	35.5	23.2	26.5	59.2	51.8	59.6	60.6	56.0	32.1	25.4
201	Pembuatan kimia asas, baja dan sebatian nitrogen, plastik dan getah sintetik dalam bentuk primer	3.1	2.3	3.4	13.3	12.8	-0.5	-2.3	-1.7	0.1	-5.7	-4.2	-9.6
20111	Pembuatan gas perindustrian atau perubatan bukan organik dalam bentuk cecair atau mampat	-55.3	-62.4	-50.6	-33.2	-23.2	-29.7	-30.6	12.6	89.6	86.5	87.6	51.4
20112 & 20113	Pembuatan kimia organik asas & Pembuatan sebatian bukan organik	3.1	3.0	2.3	15.0	13.0	-0.5	-2.7	-5.1	0.1	-2.8	-5.0	-7.9
20121 & 20129	Pembuatan baja & Pembuatan produk campuran nitrogen	50.8	31.2	32.6	18.4	26.4	23.0	36.8	35.8	27.7	-11.4	-10.3	-13.8
20131	Pembuatan plastik dalam bentuk primer	-5.2	-2.7	-2.1	9.0	6.6	-9.6	-13.7	-14.0	-18.6	-23.5	-15.5	-22.1
	Industri lain	64.3	54.7	51.9	55.0	61.9	65.2	59.1	54.0	52.6	76.5	61.7	36.7
202 & 203	Pembuatan produk kimia lain dan serat buatan manusia	33.0	32.9	24.6	30.8	28.3	37.8	47.9	42.8	25.4	20.3	27.0	27.0
20210	Pembuatan racun perosak dan produk agrokimia lain	62.1	60.3	60.9	55.6	51.2	46.8	36.5	50.7	51.2	38.6	60.5	61.2
20221	Pembuatan cat, varnis dan penyadur dan mastik	79.3	72.4	33.6	28.5	34.8	66.0	109.1	43.5	6.2	-3.5	7.8	8.3
20222	Pembuatan dakwat cetak	24.4	21.3	15.6	12.7	18.1	16.3	12.6	19.6	19.5	11.2	11.8	12.3
20231 & 20232	Pembuatan sabun dan bahan pencuci, penyediaan membersihkan dan mengilap & Pembuatan pewangi dan penyediaan dandanan diri	14.0	18.8	19.0	39.9	28.2	36.0	46.9	46.7	26.8	31.8	31.2	25.4
20291 & 20292 & 20299	Pembuatan plat fotografi, filem, sensitized paper dan other sensitized unexposed materials & Pembuatan dakwat menulis dan melukis & Pembuatan produk kimia lain t.t.t.l.	11.4	10.7	11.9	16.5	15.2	14.4	19.3	35.6	43.1	29.1	34.0	42.8
	Industri lain	4.5	3.7	-3.6	-9.8	13.6	13.8	-1.2	38.2	25.3	35.8	43.0	40.1
210	Pembuatan produk farmaseutikal, kimia perubatan dan botani	24.0	9.1	9.6	15.4	8.3	8.5	15.9	11.7	8.9	7.4	6.7	7.2
21001	Pembuatan bahan aktif ubat-ubatan untuk digunakan oleh bidang farmakologi dalam pembuatan ubat-ubatan	24.6	10.3	12.3	15.6	5.2	4.8	13.2	11.8	7.7	8.1	4.3	5.6
	Industri lain	21.0	3.2	-2.8	14.6	26.9	30.9	31.1	11.0	14.8	4.2	17.3	14.1
221	Pembuatan produk getah	-25.8	-26.0	-30.8	-30.5	-30.7	-30.8	-30.5	-14.6	-13.9	-11.0	-11.5	-10.6
22111	Pembuatan tayar getah untuk kenderaan	29.1	15.6	15.1	21.7	21.9	62.5	-66.4	-32.2	-36.0	-60.2	-42.8	-42.4
22112	Pembuatan bunga tayar yang boleh ditukar ganti dan tayar celup	-8.0	-9.3	-9.5	-12.7	-10.2	60.1	52.7	13.4	10.0	-10.4	-14.0	9.9
22191 & 22193	Pembuatan produk lain daripada getah asli atau sintetik, tidak divulkan, divulkan atau dikeraskan & Pengilangan semula getah dan prosesan susu getah	-25.9	-28.5	-30.1	-3.4	-11.9	-4.9	17.5	23.1	1.5	-1.9	-3.3	-2.7
22192	Pembuatan sarung tangan getah	-31.3	-30.5	-35.2	-37.8	-36.5	-39.4	-32.0	-20.3	-16.3	-5.3	-9.9	-9.7
22199	Pembuatan produk getah lain yang t.t.t.l.	-10.3	-13.7	-8.0	-4.6	-9.0	-4.7	5.3	5.4	3.5	-4.5	-6.5	-2.5
222	Pembuatan produk plastik	8.1	6.2	5.9	10.5	4.4	4.6	8.5	5.6	6.6	2.4	2.2	0.7
22201 & 22202	Pembuatan produk plastik separa siap & Pembuatan produk plastik siap	-5.2	-6.6	-6.4	-4.2	-4.2	-2.6	-3.6	-3.9	-5.4	-7.1	-8.6	-7.4
22203	Pembuatan artikel plastik untuk pembungkusan barangan	19.8	22.6	20.3	35.3	39.4	39.5	29.8	30.2	38.6	28.8	24.1	23.8
22204	Pembuatan barangan plastik jurubina	45.2	39.6	30.2	28.6	32.4	20.6	19.2	17.9	3.6	3.5	6.3	9.9
22205	Pembuatan pinggan mangkuk, peralatan dapur dan barangan tandas daripada plastik	67.7	68.7	70.3	68.9	65.0	45.3	106.3	39.6	40.6	28.6	39.3	15.6
22209	Pembuatan pelbagai produk plastik t.t.t.l.	-5.8	-9.7	-10.6	-10.8	-32.5	-30.5	-22.5	-21.7	-22.5	-24.3	-21.5	-21.1
231 (23101 & 23102 & 23109)	Pembuatan kaca dan produk kaca	-22.5	-9.9	-9.8	-7.7	-2.5	18.8	67.3	66.1	10.2	8.2	4.4	8.6

2023												Group Description/Period
Jan.	Feb.	Mar.	Apr.	Mei	Jun	Jul.	Ogo.	Sep.	Okt.	Nov.	Dis.	
-6.4	-2.2	-8.1	-7.1	4.6	-9.3	-9.8	-5.9	-6.3	-2.2	-7.1	-8.4	Manufacture of products of wood, cork, straw and plaiting materials
3.4	2.8	-3.2	0.3	16.2	-1.6	-1.0	4.6	1.5	5.60	-3.8	-4.3	Manufacture of veneer sheets and plywood
-15.8	-5.0	-14.8	-14.2	-2.6	-13.6	-17.7	-15.7	-16.4	-13.5	-13.3	-13.1	Manufacture of particle board and fibreboard
-5.9	-6.2	-1.9	-5.6	-6.5	-14.2	-11.2	-1.4	-1.7	-1.8	-1.2	-13.2	Manufacture of builders' carpentry
-22.0	-12.9	-17.4	-19.2	-7.9	-20.8	-19.3	-22.0	-15.5	-6.4	-11.7	-8.4	Other industry
7.0	16.9	9.5	4.3	8.3	1.9	1.0	1.6	3.0	3.7	7.8	5.4	Manufacture of paper and paper products
-1.4	8.8	-11.0	-14.2	2.8	-9.3	-12.0	-5.2	-1.1	-7.0	2.3	3.5	Manufacture of pulp, paper and paperboard
5.2	11.8	6.7	-6.9	-2.1	-8.4	-10.8	-11.5	-6.9	-5.0	-4.8	-5.2	Manufacture of corrugated paper and paperboard and of containers of paper and paperboard
42.7	21.4	24.8	34.1	2.6	0.0	-6.3	-12.1	-15.4	-18.6	-17.8	-18.5	Manufacture of envelopes and letter-card
5.9	19.7	17.2	15.7	15.8	9.9	15.4	17.8	7.2	12.5	17.5	4.8	Manufacture of household and personal hygiene paper
29.4	32.6	23.4	33.7	15.5	16.8	13.2	2.4	10.2	13.9	18.2	25.6	Manufacture of gummed or adhesive paper in strips or rolls and labels and wall paper
10.4	34.1	39.2	40.3	46.6	36.4	42.0	50.4	51.3	50.1	54.9	40.1	Other industry
3.2	10.2	9.3	2.6	7.6	6.5	6.7	8.9	6.9	7.6	1.4	2.5	Printing, service activities related to printing and reproduction of recorded media
-4.6	1.4	1.3	-1.6	2.9	2.5	5.0	7.1	6.5	7.1	6.8	10.4	Printing
36.7	50.4	50.2	20.3	27.1	23.5	13.3	16.1	8.7	9.3	-16.3	-20.3	Service activities related to printing
												Reproduction of recorded media
26.0	25.0	14.5	0.6	2.7	-18.6	-25.6	-20.9	-21.6	-18.4	-20.0	-24.9	Manufacture of refined petroleum products
-7.2	-5.6	-6.6	-6.6	-7.2	-13.2	-12.1	-6.2	-6.4	-5.0	-7.7	-11.6	Manufacture of basic chemicals, fertilizer and nitrogen compounds, plastics and synthetic rubber in primary forms
49.6	65.2	64.5	-15.6	-25.5	-40.8	-33.3	-40.1	-35.0	-30.0	-20.3	-33.6	Manufacture of liquefied or compressed inorganic industrial or medical gases
												Manufacture of basic organic chemicals
-8.2	-7.0	-7.4	-1.8	-14.5	-17.8	-19.1	-12.1	-12.4	-13.7	-9.4	-15.8	Manufacture of inorganic compounds
												Manufacture of fertilizers
-14.5	-14.7	-16.1	-15.9	-6.0	-24.4	-24.3	-15.2	-20.9	-17.7	-22.2	-32.6	Manufacture of associated nitrogen products
-10.3	-7.9	-8.9	-11.3	4.7	-1.8	7.5	17.5	18.5	19.1	3.2	5.1	Manufacture of plastics in primary forms
6.8	10.0	8.8	-2.9	0.5	-5.7	-15.3	-21.2	-23.1	-11.8	-19.7	-13.9	Other industry
21.6	19.3	23.1	10.3	30.9	21.7	22.9	16.0	14.5	18.5	12.1	7.7	Manufacture of other chemical products and man-made fibres
24.1	16.7	16.2	16.5	35.0	44.8	56.8	40.9	32.6	38.3	7.0	-15.4	Manufacture of pesticides and other agrochemical products
8.4	14.7	34.0	20.5	43.4	39.9	43.6	46.7	46.5	49.7	36.3	36.8	Manufacture of paints, varnishes and similar coatings ink and mastics
-1.0	-0.6	-0.9	-10.4	1.6	-2.9	3.4	-2.5	-3.5	-11.2	-5.4	-9.9	Manufacture of printing ink
23.4	23.7	22.0	4.3	35.5	11.4	11.4	3.1	-3.5	1.4	3.4	3.8	Manufacture of soap and detergents, cleaning and polishing preparations
												Manufacture of perfumes and toilet preparations
												Manufacture of photographic plates, films, sensitized paper and other sensitized unexposed materials
40.1	22.3	15.7	5.1	12.7	12.2	8.4	-1.2	6.8	8.7	2.6	-5.5	Manufacture of writing and drawing ink
												Manufacture of other chemical products n.e.c.
43.7	30.1	40.3	33.3	-9.7	-22.8	-8.2	-38.2	-10.2	1.4	18.7	15.6	Other industry
6.9	15.8	13.6	7.7	9.1	-0.5	-0.3	1.3	1.1	6.1	1.3	7.2	Manufacture of pharmaceuticals, medicinal chemical and botanical products
												Manufacture of medicinal active substances to be used for their pharmacological properties in the manufacture of medicaments
4.6	13.9	10.9	7.1	8.3	-1.2	-2.5	0.0	0.1	4.6	4.7	10.9	Other industry
18.9	25.5	28.0	11.2	12.9	2.6	10.2	7.6	5.8	13.4	-12.3	-7.3	Other industry
-11.7	-10.7	-10.1	-14.2	-10.4	-13.2	-10.8	-8.8	-5.7	-4.2	-2.9	-3.1	Manufacture of rubber products
-40.7	-41.6	-42.0	-49.9	-34.9	-43.2	-42.5	-33.1	-26.3	-21.2	-31.4	-32.9	Manufacture of rubber tyres for vehicles
9.2	42.0	39.8	26.3	40.4	15.9	12.2	20.0	30.1	39.4	31.4	23.4	Manufacture of interchangeable tyre treads and retreading rubber tyres
												Manufacture of other products of natural or synthetic rubber, unvulcanized, vulcanized or hardened
-7.0	-10.9	-7.9	-30.4	-16.4	-30.0	-27.2	-28.7	-16.5	-10.1	-3.7	-4.5	Rubber remilling and latex processing
-9.6	-7.9	-7.8	-8.3	-8.4	-8.1	-5.8	-3.0	-2.6	-2.1	-1.3	-1.2	Manufacture of rubber gloves
-9.6	-8.9	-12.9	-19.3	-8.6	-13.1	-7.3	-11.4	-8.2	-8.0	-2.7	-2.3	Manufacture of other rubber products n.e.c.
-6.3	-2.3	-1.4	-7.1	8.1	-3.9	0.6	-1.7	-0.6	2.8	3.2	2.0	Manufacture of plastics products
												Manufacture of semi-manufactures of plastic products
-7.7	-0.8	-1.1	-10.0	-0.4	-12.3	-8.8	-8.6	-4.6	-1.6	-1.9	-3.2	Manufacture of finished plastic products
2.6	5.8	7.9	-3.5	5.3	-7.3	-0.9	-8.7	-6.8	-5.1	-2.5	-4.7	Manufacture of plastic articles for the packing of goods
-0.1	42.9	41.2	33.4	41.3	26.9	49.5	40.5	46.9	62.9	65.7	41.2	Manufacture of builders' plastics ware
5.6	10.0	9.9	12.3	23.5	24.3	6.3	10.6	-2.1	3.2	-5.9	-0.6	Manufacture of plastic tableware, kitchenware and toilet articles
-20.9	-21.7	-21.9	-22.3	10.5	-6.2	4.5	5.5	7.7	12.2	13.2	13.5	Manufacture of diverse plastic products n.e.c.
2.1	-10.1	-5.8	-3.7	-3.0	1.0	-10.5	-2.4	2.1	0.6	-2.4	-4.4	Manufacture of glass and glass products

Jadual Table **1.4b** : Nilai Jualan Sektor Pembuatan Mengikut Kumpulan: Perubahan Peratusan Tahunan
 : Sales Value of Manufacturing Sector by Group: Annual Percentage Change

Kod Kumpulan Group code	Keterangan Kumpulan/Tempoh	2022					
		2022	2023	Q1	Q2	Q3	Q4
239	Pembuatan pengeluaran galian bukan logam t.t.t.l.	16.7	8.4	10.3	23.6	32.2	5.9
23911 & 23921	Pembuatan mortar refraktori dan konkrit & Pembuatan seramik bukan refraktori	6.1	7.9	-6.5	2.9	68.2	-7.2
23930	Pembuatan produk porselin dan seramik lain	8.2	-7.0	7.4	16.8	15.8	-5.1
23941	Pembuatan simen hidrolik	22.1	12.4	6.0	23.3	57.1	14.9
23951	Pembuatan konkrit dan mortar siap bancuh dan bancuhan kering	23.8	9.1	24.6	40.6	34.1	4.1
23952 & 23953 & 23959	Pembuatan konkrit pratuangan, simen atau artikel batu buatan yang digunakan dalam pembinaan; Pembuatan komponen struktur pasang siap untuk bangunan atau kejuruteraan awam dari simen, batu atau konkrit buatan & Pembuatan artikel konkrit, simen dan plaster lain t.t.t.l.	10.0	7.3	8.2	17.5	16.7	0.4
23990	Pembuatan produk mineral bukan logam lain t.t.t.l.	21.8	4.7	15.0	28.8	25.0	20.0
	Industri lain	24.9	8.9	21.1	38.6	44.8	4.7
241 (24101 & 24102 & 24103 & 24104 & 24109)	Pembuatan besi dan keluli asas	9.6	6.7	14.4	17.5	9.4	0.5
242 (24201 & 24202 & 24209)	Pembuatan logam asas berharga dan logam bukan ferus lain	8.8	1.0	5.7	15.0	13.1	4.2
243	Pengacuan logam	20.6	7.6	20.8	24.6	30.0	10.1
251 & 252	Pembuatan produk struktur logam, tangki, takungan, penjana wap, senjata dan peluru	17.0	11.6	16.5	22.8	25.3	6.4
25113 & 25119	Pembuatan pintu, tingkap dan bingkai, penutup tingkap dan pintu pagar daripada logam & Pembuatan produk struktur logam lain	16.9	12.3	19.0	25.2	19.3	6.2
25120	Pembuatan tangki, takungan dan kontena daripada logam	18.4	10.4	12.4	19.7	41.3	6.5
	Industri lain	7.6	7.0	-6.5	-1.2	33.6	10.8
259	Pembuatan lain-lain produk yang direka daripada logam; aktiviti perkhidmatan kerja logam	10.4	6.6	1.7	15.5	27.7	1.8
25910	Tempaan, tekanan, hentakan dan bentuk gelekkan logam; serbuk metalurgi	24.0	5.3	16.3	24.0	43.7	15.7
25920	Rawatan dan penyalutan logam; menggunakan mesin	21.8	12.8	4.4	26.6	45.7	17.7
25991	Pembuatan tin untuk produk makanan dan minuman, tiub dan kotak boleh dilipat	-2.5	6.4	-1.0	0.2	4.3	-12.1
25992 & 25993	Pembuatan kabel, plaited bands (jalur/pita berpintal) dan artikel seumpamanya daripada logam & Pembuatan bolt, skru, nat dan produk uliran seumpamanya	2.7	-1.8	-4.9	17.4	21.7	-13.4
25994	Pembuatan barangan rumah daripada logam	7.7	13.2	2.0	-7.8	20.8	19.6
25999	Pembuatan produk lain yang direka daripada logam t.t.t.l.	21.0	13.1	5.3	17.1	43.1	22.4
	Industri lain	21.7	43.8	30.3	11.1	22.0	24.2
261	Pembuatan komponen dan papan elektronik	28.9	2.5	23.1	36.7	31.8	25.0
26101 & 26102	Pembuatan diod, transistor dan alatan semikonduktor yang seumpamanya & Pembuatan litar elektronik bersepadu dengan pemasangan mikro	34.0	-2.9	34.3	43.3	37.7	23.4
26103 & 26104 & 26105	Pembuatan kapasitor dan perintang elektrik & Pembuatan papan litar bercetak & Pembuatan komponen paparan	21.4	8.4	6.5	27.3	23.7	27.6
26109	Pembuatan komponen lain untuk aplikasi elektronik	29.8	35.3	28.3	32.4	33.6	25.6
262 (26201 & 26202)	Pembuatan komputer dan kelengkapan peranti	8.0	2.2	11.5	10.6	15.8	-4.0
263/ 26300	Pembuatan peralatan komunikasi	0.3	41.7	-12.4	4.9	11.6	0.9
264/ 26400	Pembuatan peralatan elektronik pengguna	11.0	-1.5	14.5	16.6	26.6	-8.1
265	Pembuatan kelengkapan mengukur, menguji, memandu arah dan kawalan; jam tangan dan jam	30.3	3.1	34.9	37.4	37.7	16.2
26511 & 26512	Pembuatan kelengkapan mengukur, menguji, memandu arah dan kawalan & Pembuatan kelengkapan kawalan proses perindustrian	31.7	4.5	37.6	37.2	37.3	19.0
26520	Pembuatan jam tangan dan jam dan bahagiannya	20.9	-6.5	16.4	38.8	40.9	-1.6
266/ 26600	Pembuatan peralatan penyinaran, perubatan elektro dan elektroterapeutik	-34.3	4.6	-49.3	-39.4	-36.7	-3.4

2022		2022		2023		Group Description/Period
Q1	Q2	Q3	Q4	(Jan. - Dis.)	(Jan. - Dis.)	
8.4	7.9	9.0	8.1	16.7	8.4	Manufacture of non-metallic mineral products n.e.c.
-7.5	13.3	17.8	12.6	6.1	7.9	Manufacture of refractory mortars and concretes
-2.8	-14.1	-9.7	-1.0	8.2	-7.0	Manufacture of non-refractory ceramic
22.2	13.7	10.1	4.1	22.1	12.4	Manufacture of other porcelain and ceramic products
13.3	8.7	8.1	6.1	23.8	9.1	Manufacture of hydraulic cement
						Manufacture of ready-mix and dry-mix concrete and mortars
						Manufacture of precast concrete, cement or artificial stone articles for use in construction
0.7	6.1	10.8	12.3	10.0	7.3	Manufacture of prefabricated structural components for building or civil engineering of cement, concrete or artificial stone
8.3	-0.8	2.1	8.7	21.8	4.7	Manufacture of other articles of concrete, cement and plaster n.e.c.
5.4	15.9	9.2	5.9	24.9	8.9	Manufacture of other non-metallic mineral products n.e.c.
						Other industry
7.0	6.3	5.8	7.6	9.6	6.7	Manufacture of basic iron and steel
2.6	0.5	-1.2	1.6	8.8	1.0	Manufacture of basic precious and other non-ferrous metals
6.3	5.7	13.8	4.9	20.6	7.6	Casting of metals
7.1	15.8	12.8	11.3	17.0	11.6	Manufacture of structural metal products, tanks, reservoirs , steam generators , weapons and ammunition
4.3	19.0	14.9	12.2	16.9	12.3	Manufacture of metal doors, windows and their frames, shutters and gates
14.3	7.6	9.0	10.9	18.4	10.4	Manufacture of other structural metal products
16.9	18.9	0.9	-6.4	7.6	7.0	Manufacture of tanks, reservoirs and containers of metal
						Other industry
5.7	1.7	8.8	10.2	10.4	6.6	Manufacture of other fabricated metal products; metal working service activities
7.9	6.1	4.3	3.2	24.0	5.3	Forging, pressing, stamping and roll-forming of metal; powder metallurgy
33.9	10.6	2.1	6.2	21.8	12.8	Treatment and coating of metals; machining
-6.9	2.8	9.0	22.3	-2.5	6.4	Manufacture of tins and cans for food products, collapsible tubes and boxes
-9.9	-9.3	8.6	7.0	2.7	-1.8	Manufacture of metal cable, plaited bands and similar articles
17.4	15.2	7.5	13.1	7.7	13.2	Manufacture of bolts, screws, nuts and similar threaded products
28.0	7.0	10.2	9.4	21.0	13.1	Manufacture of metal household articles
39.4	45.1	52.0	39.6	21.7	43.8	Manufacture of any other fabricated metal products n.e.c.
						Other industry
16.5	7.4	-1.5	-9.4	28.9	2.5	Manufacture of electronic components and boards
5.7	-2.1	-2.5	-11.9	34.0	-2.9	Manufacture of diodes, transistors and similar semiconductor devices
						Manufacture of electronic integrated circuits micro assemblies
						Manufacture of electrical capacitors and resistors
36.1	21.1	-3.7	-10.4	21.4	8.4	Manufacture of printed circuit boards
						Manufacture of display components
15.8	33.2	44.2	44.0	29.8	35.3	Manufacture of other components for electronic applications
-2.6	-1.3	10.6	4.2	8.0	2.2	Manufacture of computers and peripheral equipment
10.8	50.0	69.7	37.6	0.3	41.7	Manufacture of communication equipment
-9.3	-3.6	4.4	2.4	11.0	-1.5	Manufacture of consumer electronics
2.9	1.1	0.1	7.9	30.3	3.1	Manufacture of measuring, testing, navigating and control equipment; watches and clocks
4.0	4.4	0.4	8.7	31.7	4.5	Manufacture of measuring, testing, navigating and control equipment
-6.6	-19.3	-2.6	1.3	20.9	-6.5	Manufacture of industrial process control equipment
						Manufacture of watches and clocks and parts
27.8	-8.0	-4.6	8.7	-34.3	4.6	Manufacture of irradiation, electromedical and electrotherapeutic equipment

Jadual Table **1.4b** : Nilai Jualan Sektor Pembuatan Mengikut Kumpulan: Perubahan Peratusan Tahunan
 : Sales Value of Manufacturing Sector by Group: Annual Percentage Change

Kod Kumpulan Group code	Keterangan Kumpulan/Tempoh	2022											
		Jan.	Feb.	Mac	Apr.	Mei	Jun	Jul.	Ogo.	Sep.	Okt.	Nov.	Dis.
239	Pembuatan pengeluaran galian bukan logam t.t.t.l.	9.3	10.3	11.4	16.1	13.1	47.1	44.4	31.2	22.9	7.6	5.3	5.0
23911	Pembuatan mortar refraktori dan konkrit &	-6.9	-6.1	-6.4	-6.9	-17.5	47.7	137.5	56.2	39.8	-5.0	-7.4	-8.7
23921	Pembuatan seramik bukan refraktori	7.6	7.4	7.1	8.5	10.0	35.0	42.2	12.8	-1.5	-5.3	-6.3	-3.7
23930	Pembuatan produk porselin dan seramik lain	1.3	7.3	9.4	11.5	10.5	60.3	59.5	58.6	53.3	19.6	13.4	12.5
23941	Pembuatan simen hidrolik	24.6	24.2	24.9	29.6	34.1	62.3	60.2	38.4	12.3	2.2	1.2	8.6
23951	Pembuatan konkrit dan mortar siap bancuh dan bancuhan kering	9.6	6.7	8.2	16.7	7.8	30.0	23.1	14.3	13.3	4.4	0.3	-2.8
23952	Pembuatan konkrit pratuangan, simen atau artikel batu buatan yang digunakan dalam pembinaan;												
23953	Pembuatan komponen struktur pasang siap untuk bangunan atau kejuruteraan awam dari simen, batu atau konkrit buatan &												
23959	Pembuatan artikel konkrit, simen dan plaster lain t.t.t.l.	9.6	18.1	17.6	22.5	15.5	51.7	35.4	22.6	17.4	12.3	23.5	24.1
23990	Pembuatan produk mineral bukan logam lain t.t.t.l. Industri lain	25.2	20.3	18.2	11.5	47.2	73.8	79.7	37.9	28.6	5.4	7.1	1.8
241 (24101 & 24102 & 24103 & 24104 & 24109)	Pembuatan besi dan keluli asas	12.4	13.9	17.1	8.9	15.2	34.2	30.9	9.2	-0.8	-0.4	2.0	-0.1
242 (24201 & 24202 & 24209)	Pembuatan logam asas berharga dan logam bukan ferus lain	6.3	4.9	6.0	11.9	10.5	25.6	38.5	4.5	6.3	6.5	2.3	3.8
243	Pengacuan logam	16.4	20.9	25.2	9.2	10.4	76.6	51.5	26.8	19.6	12.2	12.6	6.0
251 & 252	Pembuatan produk struktur logam, tangki, takungan, penjana wap, senjata dan peluru	18.1	17.1	14.2	8.3	11.5	58.0	51.2	23.8	7.6	4.8	5.3	9.0
25113	Pembuatan pintu, tingkap dan bingkai, penutup tingkap dan & pintu pagar daripada logam	20.7	18.8	17.1	5.2	12.2	77.7	42.1	21.3	1.0	3.6	5.1	9.6
25119	Pembuatan produk struktur logam lain	14.3	13.2	9.6	19.3	12.3	27.4	80.1	26.9	27.8	6.8	6.1	6.7
25120	Pembuatan tangki, takungan dan kontena daripada logam Industri lain	-11.0	8.0	-13.0	-13.3	-10.6	26.9	39.6	55.9	8.5	15.2	1.4	16.3
259	Pembuatan lain-lain produk yang direka daripada logam; aktiviti perkhidmatan kerja logam	2.0	0.8	2.4	4.6	4.9	48.2	47.6	31.9	9.7	3.6	0.3	1.5
25910	Tempaan, tekanan, hentakan dan bentuk gelekkan logam; serbuk metalurgi	11.6	20.8	17.0	16.6	11.2	50.1	49.3	52.4	31.7	25.3	13.8	8.9
25920	Rawatan dan penyalutan logam; menggunakan mesin	11.0	-0.9	3.5	11.3	19.8	57.4	80.9	30.6	34.2	15.3	10.3	27.3
25991	Pembuatan tin untuk produk makanan dan minuman, tiub dan kotak boleh dilipat	-0.3	-1.2	-1.6	-1.2	-3.3	5.1	17.7	8.3	-9.0	-9.2	-13.8	-13.1
25992	Pembuatan kabel, plaited bands (jalur/pita berpintal) dan & artikel seumpamanya daripada logam	-4.4	-8.2	-2.2	6.6	0.5	70.5	57.0	26.6	-4.9	-11.6	-14.9	-13.6
25993	Pembuatan bolt, skru, nat dan produk uliran seumpamanya	27.7	15.2	-20.6	-28.8	-23.3	75.4	21.3	21.1	19.8	24.0	15.6	19.4
25994	Pembuatan barangan rumah daripada logam	3.7	7.1	5.2	-1.2	12.1	62.3	53.7	54.3	26.3	21.2	23.7	22.3
25999	Pembuatan produk lain yang direka daripada logam t.t.t.l. Industri lain	37.5	43.5	14.3	6.4	3.0	27.6	23.9	20.8	21.4	18.6	26.8	27.0
261	Pembuatan komponen dan papan elektronik	9.7	21.5	37.5	31.0	39.3	39.7	28.3	33.7	32.9	30.7	30.7	14.5
26101	Pembuatan diod, transistor dan alatan semikonduktor yang & seumpamanya	14.8	35.5	52.8	41.7	44.1	44.1	28.0	42.3	42.2	30.0	23.4	17.0
26102	Pembuatan litar elektronik bersepadu dengan pemasangan mikro												
26103	Pembuatan kapasitor dan perintang elektrik &												
26104	Pembuatan papan litar bercetak &	-0.3	2.5	16.7	15.3	32.9	33.6	28.3	22.5	21.4	30.8	42.6	11.5
26105	Pembuatan komponen paparan	34.2	21.0	29.4	30.5	32.9	33.6	35.1	32.1	33.8	43.2	27.9	7.0
26109	Pembuatan komponen lain untuk aplikasi elektronik												
262 (26201 & 26202)	Pembuatan komputer dan kelengkapan peranti	17.3	17.1	1.2	16.9	6.7	6.8	6.5	22.3	20.8	-7.3	-1.3	-3.0
263/ 26300	Pembuatan peralatan komunikasi	-23.5	-15.6	2.3	2.8	11.8	1.4	-1.7	16.9	17.5	-2.3	-2.5	7.4
264/ 26400	Pembuatan peralatan elektronik pengguna	13.9	4.9	24.6	25.1	10.8	13.5	74.5	12.6	13.8	-8.5	-5.3	-10.8
265	Pembuatan kelengkapan mengukur, menguji, memandu arah dan kawalan; jam tangan dan jam	37.9	31.4	34.3	24.1	32.7	53.9	55.8	36.1	25.9	26.3	27.0	-0.1
26511	Pembuatan kelengkapan mengukur, menguji, memandu arah & kawalan	39.4	35.0	37.6	22.4	31.7	55.7	56.4	33.5	27.0	29.9	32.9	0.8
26512	Pembuatan kelengkapan kawalan proses perindustrian	25.4	10.2	13.2	34.4	39.1	42.6	52.3	57.6	18.3	5.3	-3.3	-6.7
26520	Pembuatan jam tangan dan jam dan bahagiannya												
266/ 26600	Pembuatan peralatan penyinaran, perubatan elektro dan elektroterapeutik	-55.6	-46.2	-45.3	-28.3	-43.6	-44.6	-44.9	-19.6	-42.5	-43.2	60.4	27.6

2023												Group Description/Period
Jan.	Feb.	Mac	Apr.	Mei	Jun	Jul.	Ogo.	Sep.	Okt.	Nov.	Dis.	
3.8	12.3	9.3	5.7	10.6	7.8	8.1	8.2	10.7	8.2	8.9	7.4	Manufacture of non-metallic mineral products n.e.c.
												<i>Manufacture of refractory mortars and concretes</i>
-13.3	-3.7	-5.3	11.4	28.6	2.6	11.6	18.6	22.9	21.1	14.0	4.2	<i>Manufacture of non-refractory ceramic</i>
2.5	-2.5	-8.6	-13.6	-12.2	-16.5	-13.4	-6.6	-8.8	-1.0	1.6	-3.5	<i>Manufacture of other porcelain and ceramic products</i>
25.3	21.7	19.8	13.7	14.2	13.2	13.6	8.8	8.1	4.1	5.9	2.4	<i>Manufacture of hydraulic cement</i>
8.1	18.7	13.5	8.6	8.9	8.6	10.8	6.5	7.2	6.6	7.6	4.2	<i>Manufacture of ready-mix and dry-mix concrete and mortars</i>
												<i>Manufacture of precast concrete, cement or artificial stone articles for use in construction</i>
-7.9	6.1	4.8	-0.9	9.4	11.2	8.8	9.9	13.8	10.3	12.4	14.0	<i>Manufacture of prefabricated structural components for building or civil engineering of cement, concrete or artificial stone</i>
												<i>Manufacture of other articles of concrete, cement and plaster n.e.c.</i>
3.5	15.7	5.9	3.2	5.6	-10.3	-8.9	3.7	12.4	8.6	8.5	8.9	<i>Manufacture of other non-metallic mineral products n.e.c.</i>
3.6	5.6	6.9	15.3	15.3	17.2	12.9	6.4	8.6	12.7	2.1	3.5	<i>Other industry</i>
-3.9	12.6	13.5	2.1	5.1	12.9	13.3	1.2	5.0	4.6	9.9	8.4	Manufacture of basic iron and steel
1.9	1.9	3.9	1.8	6.5	-8.2	-12.9	-0.5	6.5	3.8	2.6	-1.4	Manufacture of basic precious and other non-ferrous metals
7.6	9.0	2.5	-1.5	3.6	16.1	16.5	14.2	11.3	13.6	3.1	-1.3	Casting of metals
1.9	7.1	12.9	17.5	18.9	11.2	11.2	12.4	14.8	10.5	13.7	9.7	Manufacture of structural metal products, tanks, reservoirs, steam generators, weapons and ammunition
												<i>Manufacture of metal doors, windows and their frames, shutters and gates</i>
-2.9	8.3	8.8	20.5	21.2	15.3	10.2	18.1	16.6	10.3	15.5	10.8	<i>Manufacture of other structural metal products</i>
16.3	2.3	24.5	9.8	12.3	1.6	13.7	1.9	11.5	12.3	10.8	9.6	<i>Manufacture of tanks, reservoirs and containers of metal</i>
10.5	19.9	21.2	21.0	23.7	12.5	9.8	-10.3	5.6	-2.8	0.7	-15.3	<i>Other industry</i>
3.3	10.8	3.1	-2.9	4.2	4.2	8.5	8.9	9.0	8.2	9.3	13.0	Manufacture of other fabricated metal products; metal working service activities
												<i>Forging, pressing, stamping and roll-forming of metal; powder metallurgy</i>
8.8	9.1	6.0	5.4	8.3	4.6	6.1	6.7	0.2	1.8	3.1	4.8	<i>Treatment and coating of metals; machining</i>
44.5	48.1	10.9	9.4	16.3	6.7	4.4	4.9	-2.4	4.3	3.8	10.0	<i>Manufacture of tins and cans for food products, collapsible tubes and boxes</i>
-13.6	-3.1	-3.3	-3.5	11.6	1.4	6.3	9.0	11.5	17.2	19.6	29.6	<i>Manufacture of metal cable, plaited bands and similar articles</i>
-13.5	-4.0	-12.0	-15.6	-10.5	-0.3	6.0	8.0	12.0	5.4	8.0	7.7	<i>Manufacture of bolts, screws, nuts and similar threaded products</i>
20.1	27.2	6.7	22.8	17.5	5.8	4.2	8.8	9.8	15.1	13.9	10.3	<i>Manufacture of metal household articles</i>
26.5	29.7	27.8	2.3	12.2	7.8	13.5	8.0	9.4	8.0	6.9	13.2	<i>Manufacture of any other fabricated metal products n.e.c.</i>
23.0	55.6	43.4	41.2	51.3	43.4	46.0	52.6	57.5	43.7	40.3	35.3	<i>Other industry</i>
13.8	18.4	16.8	9.5	6.5	6.5	3.5	-2.5	-4.6	-7.2	-11.6	-9.6	Manufacture of electronic components and boards
												<i>Manufacture of diodes, transistors and similar semiconductor devices</i>
6.3	4.8	6.0	-6.3	-0.7	0.4	3.9	-4.8	-5.6	-10.8	-13.9	-11.1	<i>Manufacture of electronic integrated circuits micro assemblies</i>
												<i>Manufacture of electrical capacitors and resistors</i>
28.5	42.6	36.1	36.4	15.7	13.7	-0.5	-2.3	-7.5	-5.6	-12.7	-12.8	<i>Manufacture of printed circuit boards</i>
												<i>Manufacture of display components</i>
3.9	21.3	22.3	28.9	29.1	40.8	45.2	40.8	46.3	35.7	40.6	58.4	<i>Manufacture of other components for electronic applications</i>
-3.4	-2.3	-2.0	-7.7	12.3	-5.1	12.4	10.9	7.8	4.3	5.0	3.4	Manufacture of computers and peripheral equipment
6.2	12.3	13.2	51.6	52.6	46.8	81.3	68.7	63.1	35.2	35.5	41.6	Manufacture of communication equipment
-16.7	-5.6	-5.5	-14.2	3.7	1.3	5.7	2.1	5.4	6.7	0.2	0.1	Manufacture of consumer electronics
-10.5	12.1	11.9	2.9	6.8	-4.5	-4.0	-5.0	8.6	9.5	7.6	6.5	Manufacture of measuring, testing, navigating and control equipment; watches and clocks
												<i>Manufacture of measuring, testing, navigating and control equipment</i>
-10.7	14.4	14.1	7.6	10.9	-2.8	-3.8	-4.7	9.1	10.9	9.1	6.3	<i>Manufacture of industrial process control equipment</i>
-8.5	-5.4	-5.5	-23.6	-18.2	-16.5	-5.4	-7.0	5.0	-0.4	-3.4	9.0	<i>Manufacture of watches and clocks and parts</i>
25.8	26.5	30.8	-15.7	10.1	-13.4	-9.2	-8.9	5.3	10.6	2.6	14.2	Manufacture of irradiation, electromedical and electrotherapeutic equipment

Jadual Table **1.4b** : Nilai Jualan Sektor Pembuatan Mengikut Kumpulan: Perubahan Peratusan Tahunan
 : Sales Value of Manufacturing Sector by Group: Annual Percentage Change

Kod Kumpulan Group code	Keterangan Kumpulan/Tempoh	2022					
		2022	2023	Q1	Q2	Q3	Q4
267 (26701 & 26702) & 268 (26800)	Pembuatan peralatan optikal, kelengkapan fotografi, media magnetik dan optikal	33.7	24.2	33.7	36.2	67.7	9.5
271	Pembuatan motor elektrik, penjana, transformer dan perkakasan pengagihan dan pengawalan elektrik	33.3	11.9	37.9	36.0	43.8	18.6
	27101 Pembuatan motor elektrik, penjana dan transformer	17.2	-4.6	25.6	27.1	19.3	0.4
	27102 Pembuatan perkakasan pengagihan dan pengawalan elektrik	42.5	19.7	45.1	41.1	58.5	28.5
272/ 27200	Pembuatan bateri dan akumulator	33.6	-3.4	25.8	12.8	33.6	58.0
273	Pembuatan pendawaian dan peranti pendawaian	0.02	-8.7	12.3	6.0	1.3	-16.1
	27310 Pembuatan kabel gantian optikal	14.9	27.3	33.9	48.7	2.5	-8.1
	27320 Pembuatan wayar dan kabel elektronik dan elektrik lain	0.1	-9.7	11.0	5.4	2.7	-15.4
	27330 Pembuatan alatan pendawaian pembawa dan bukan pembawa arus untuk litar elektrik (tanpa mengira jenis bahan)	-7.4	-14.4	22.1	-1.1	-16.0	-28.9
274/ 27400	Pembuatan kelengkapan pencahayaan elektrik	27.1	9.4	28.5	28.0	38.7	15.4
275/ 27500	Pembuatan perkakasan domestik	8.7	-3.9	7.6	12.3	17.8	-1.4
279/ 27900	Pembuatan kelengkapan elektrik lain	4.0	15.2	16.7	-2.9	3.7	0.7
281 & 282	Pembuatan jentera kegunaan umum dan kegunaan khas	6.9	-1.9	9.3	4.6	7.7	6.3
	28120 Pembuatan alat-alat kuasa bendalir &	2.4	-10.5	-14.7	-1.4	23.3	1.5
	28130 Pembuatan pam, pemampat, kepala paip dan injap lain						
	28180 Pembuatan alatan tangan yang menggunakan kuasa dilengkapkan dengan motor elektrik atau bukan motor elektrik atau pneumatik &	1.0	-2.8	-3.3	-1.4	3.4	5.1
	28220 Pembuatan jentera pembentukan logam dan alatan mesin						
	28192 Pembuatan mesin penyaman udara, termasuk untuk kenderaan bermotor	-6.1	-16.3	10.9	3.2	-12.6	-23.6
	28290 Pembuatan lain-lain mesin bertujuan khas t.t.t.l. Industri lain	37.9 10.8	-1.7 14.3	28.5 16.6	15.6 7.5	45.6 8.3	61.4 11.8
291 (29101 & 29102)	Pembuatan kenderaan bermotor	12.7	15.0	5.8	21.0	22.1	7.0
292/ 29200	Pembuatan kerangka (coachwork) untuk kenderaan bermotor; pembuatan treler dan semi treler	17.6	9.3	29.7	19.2	20.6	5.1
293/ 29300	Pembuatan alat ganti dan aksesori untuk kenderaan bermotor	17.9	12.6	2.7	19.1	46.2	9.8
301 (30110 & 30120)	Pembinaan kapal dan bot	0.9	11.8	7.2	2.6	-3.9	-1.3
302, 303, 304 & 309	Pembuatan lokomotif keretapi, rolling stock, kapal angkasa dan udara, jentera berkaitan, kenderaan tempur ketenteraan, dan kelengkapan pengangkutan t.t.t.l.	17.1	-2.4	0.4	19.3	38.5	16.9
	30910 Pembuatan motosikal	26.3	5.6	-11.4	21.2	69.4	44.1
	30920 Pembuatan basikal dan invalid carriages Industri lain	24.3 9.5	-19.2 3.0	2.3 5.1	40.1 8.7	46.5 21.4	17.3 6.1
310	Pembuatan perabot	9.8	0.2	6.7	18.9	29.4	-5.2
	31001 Pembuatan perabot kayu dan rotan Industri lain	1.0 20.5	-1.4 1.8	-11.9 40.3	2.7 39.3	35.4 23.6	-4.4 -6.0
321 (32110 & 32120)	Pembuatan barang kemas, bijouterie dan artikel berkaitan	25.5	-1.4	-8.1	19.0	133.9	16.8
322, 325 & 329	Pembuatan instrumen muzik, peralatan dan bekalan perubatan dan pergigian dan pembuatan lain t.t.t.l.	10.7	12.8	13.1	13.6	17.0	0.1
	32901 Pembuatan alat tulis Industri lain	9.5 11.0	6.1 14.9	-4.0 19.4	1.0 18.5	37.2 11.0	7.7 -2.0
323/ 32300	Pembuatan barangan sukan	5.4	15.5	-1.4	-12.0	30.1	15.5
324/ 32400	Pembuatan permainan dan mainan	2.6	-15.1	27.9	16.7	-3.4	-23.8
331 & 332	Pembaikan pemasangan produk logam, jentera, kelengkapan dan pemasangan jentera perindustrian dan kelengkapan	7.9	7.3	6.1	10.1	10.2	6.2
	33150 Pembaikan dan penyelenggaraan kelengkapan pengangkutan kecuali motosikal dan basikal Industri lain	17.8 2.8	7.9 6.9	13.1 2.6	24.6 3.1	22.4 3.7	13.9 2.1
Jumlah Pembuatan		15.8	0.2	12.8	17.4	22.5	11.1

2022		2022		2023		Group Description/Period
Q1	Q2	Q3	Q4	(Jan. - Dis.)	(Jan. - Dis.)	
26.0	20.2	22.7	27.7	33.7	24.2	Manufacture of optical instruments, photographic equipment, magnetic and optical media
9.0	5.8	20.9	10.9	33.3	11.9	Manufacture of electric motors, generators, transformers and electricity distribution and control apparatus
-9.8	-18.4	6.9	2.9	17.2	-4.6	Manufacture of electric motors, generators and transformers
18.6	18.2	27.2	14.4	42.5	19.7	Manufacture of electricity distribution and control apparatus
29.0	25.1	-26.0	-19.6	33.6	-3.4	Manufacture of batteries and accumulators
-9.5	-12.8	-8.0	-4.3	0.02	-8.7	Manufacture of wiring and wiring devices
23.6	28.7	39.6	17.4	14.9	27.3	Manufacture of fibre optic cables
-9.3	-13.5	-9.9	-5.5	0.1	-9.7	Manufacture of other electronic and electric wires and cables
-25.6	-23.3	-5.0	2.2	-7.4	-14.4	Manufacture of current-carrying and non current-carrying wiring devices for electrical circuits regardless of material
9.3	1.2	17.2	8.9	27.1	9.4	Manufacture of electric lighting equipment
2.8	-0.3	-3.0	-14.1	8.7	-3.9	Manufacture of domestic appliances
10.3	24.7	20.7	6.6	4.0	15.2	Manufacture of other electrical equipment
4.9	-2.3	-8.1	-1.3	6.9	-1.9	Manufacture of general-purpose and special-purpose machinery
12.7	-21.2	-26.3	0.3	2.4	-10.5	Manufacture of fluid power equipment
6.5	-8.6	-8.3	0.7	1.0	-2.8	Manufacture of other pumps, compressors, taps and valves
-21.7	-17.5	-22.8	-1.5	-6.1	-16.3	Manufacture of power-driven hand tools with self-contained electric or non-electric motor or pneumatic drives
36.7	10.5	-18.7	-20.0	37.9	-1.7	Manufacture of metal-forming machinery and machine tools
12.5	16.8	17.0	11.1	10.8	14.3	Manufacture of air-conditioning machines, including for motor vehicles
25.1	5.5	17.5	12.5	12.7	15.0	Manufacture of other special-purpose machinery n.e.c.
5.8	-1.3	26.9	10.3	17.6	9.3	Other industry
14.1	10.8	12.1	13.3	17.9	12.6	Manufacture of motor vehicles
26.2	31.3	-1.9	-4.7	0.9	11.8	Manufacture of bodies (coachwork) for motor vehicles; manufacture of trailers and semi-trailers
-3.7	-6.3	0.2	-0.1	17.1	-2.4	Manufacture of parts and accessories for motor vehicles
11.7	-3.2	10.3	5.1	26.3	5.6	Building of ships and boats
-6.5	-15.3	-26.6	-26.7	24.3	-19.2	Manufacture of railway locomotives, rolling stock, air and spacecraft, related machinery, military fighting vehicles and transport equipment n.e.c
-8.4	-2.5	11.2	12.4	9.5	3.0	Manufacture of motorcycles
-5.7	-1.9	-1.4	9.8	9.8	0.2	Manufacture of bicycles and invalid carriages
-9.5	-1.4	-2.6	9.2	1.0	-1.4	Other industry
-1.5	-2.4	-0.1	10.3	20.5	1.8	Manufacture of furniture
6.4	-8.1	-7.3	5.7	25.5	-1.4	Manufacture of wooden and cane furniture
4.3	18.3	17.7	10.6	10.7	12.8	Other industry
14.6	11.0	-3.9	4.8	9.5	6.1	Manufacture of musical instruments, medical and dental instruments and supplies and other manufacturing n.e.c.
1.2	20.7	25.6	12.4	11.0	14.9	Manufacture of stationery
16.6	30.6	11.7	4.1	5.4	15.5	Other industry
-28.1	-6.5	-5.1	-18.1	2.6	-15.1	Manufacture of sports goods
7.4	11.5	10.6	1.4	7.9	7.3	Manufacture of games and toys
10.2	9.3	9.2	4.0	17.8	7.9	Repair of fabricated metal products, machinery and equipment and installation of industrial machinery and equipment
5.9	12.8	11.5	-0.1	2.8	6.9	Repair and maintenance of transport equipment except motorcycles and bicycles
8.2	-1.0	-2.9	-2.7	15.8	0.2	Other industry
						Total Manufacturing

Jadual Table **1.4b** : Nilai Jualan Sektor Pembuatan Mengikut Kumpulan: Perubahan Peratusan Tahunan
: Sales Value of Manufacturing Sector by Group: Annual Percentage Change

Kod Kumpulan Group code	Keterangan Kumpulan/Tempoh	2022											
		Jan.	Feb.	Mac	Apr.	Mei	Jun	Jul.	Ogo.	Sep.	Okt.	Nov.	Dis.
267 (26701 & 26702) 268 (26800)	Pembuatan peralatan optikal, kelengkapan fotografi, media magnetik dan optikal	22.9	25.0	54.7	29.2	33.4	44.3	110.9	76.3	32.8	-4.9	22.3	12.9
271	Pembuatan motor elektrik, penjana, transformer dan perkakasan pengagihan dan pengawalan elektrik	30.5	41.3	42.2	34.7	33.7	39.5	60.9	40.6	33.2	24.3	23.9	8.5
	27101 Pembuatan motor elektrik, penjana dan transformer	25.7	23.2	27.6	29.4	26.3	25.4	27.7	16.5	14.2	4.1	15.9	-16.1
	27102 Pembuatan perkakasan pengagihan dan pengawalan elektrik	33.3	52.0	50.6	37.8	37.6	47.7	84.3	54.6	43.4	35.2	28.0	22.7
272/ 27200	Pembuatan bateri dan akumulator	13.4	34.2	33.7	3.7	22.9	12.6	25.6	17.0	59.9	64.0	36.0	76.2
273	Pembuatan pendawaian dan peranti pendawaian	13.5	11.9	11.4	13.6	2.6	1.6	5.3	4.3	-5.2	-16.1	-16.8	-15.4
	27310 Pembuatan kabel gantian optikal	22.6	41.1	39.3	49.9	48.8	47.2	9.5	19.6	-20.0	-22.7	5.4	-5.6
	27320 Pembuatan wayar dan kabel elektronik dan elektrik lain	12.5	10.5	9.9	13.2	1.4	1.5	7.1	5.4	-3.9	-14.6	-15.8	-15.9
	27330 Pembuatan alatan pendawaian pembawa dan bukan pembawa arus untuk litar elektrik (tanpa mengira jenis bahan)	25.4	21.3	19.8	5.6	2.5	-9.9	-16.1	-15.2	-16.6	-32.4	-37.5	-13.7
274/ 27400	Pembuatan kelengkapan pencahayaan elektrik	12.3	38.8	35.6	13.5	35.9	36.2	69.8	34.9	22.9	-14.2	33.0	41.8
275/ 27500	Pembuatan perkakasan domestik	14.2	-3.7	12.3	13.4	11.6	11.8	15.4	19.9	17.8	2.9	-2.3	-4.5
279/ 27900	Pembuatan kelengkapan elektrik lain	8.9	21.8	20.2	-3.5	-2.7	-2.6	5.5	4.1	2.0	3.2	2.9	-3.6
281 & 282	Pembuatan jentera kegunaan umum dan kegunaan khas	16.6	7.3	4.4	4.5	4.4	4.8	18.9	4.1	2.3	2.0	5.0	11.9
	28120 Pembuatan alat-alat kuasa bendalir &	37.3	-24.5	-34.1	-3.8	-10.6	10.9	74.4	10.8	10.3	5.4	5.0	-6.0
	28130 Pembuatan pam, pemampat, kepala paip dan injap lain												
	28180 Pembuatan alatan tangan yang menggunakan kuasa dilengkapkan dengan motor elektrik atau bukan motor elektrik atau pneumatik	-1.7	-3.5	-4.8	-0.4	-1.6	-2.2	2.2	4.1	3.8	-5.7	9.9	11.6
	28220 Pembuatan jentera pembentukan logam dan alatan mesin												
	28192 Pembuatan mesin penyaman udara, termasuk untuk kenderaan bermotor	8.7	13.5	10.6	8.9	4.8	-3.6	34.5	-25.2	-25.8	-25.1	-30.2	-14.7
	28290 Pembuatan lain-lain mesin bertujuan khas t.t.t.l. Industri lain	41.1	22.1	23.2	10.8	20.1	16.5	28.6	54.2	54.0	55.2	54.6	73.7
		29.9	13.0	8.0	3.4	6.6	12.7	11.1	11.8	2.5	10.6	14.2	10.5
291 (29101 & 29102)	Pembuatan kenderaan bermotor	9.7	6.6	1.1	3.1	10.8	68.0	28.9	29.8	11.5	-7.6	10.5	17.6
292/ 29200	Pembuatan kerangka (coachwork) untuk kenderaan bermotor; pembuatan treler dan semi treler	27.4	28.2	32.6	13.6	19.8	28.1	28.0	28.9	9.3	0.6	7.8	7.1
293/ 29300	Pembuatan alat ganti dan aksesori untuk kenderaan bermotor	3.5	1.1	3.5	5.6	10.8	48.6	51.2	45.7	41.8	2.3	13.4	13.7
301 (30110 & 30120)	Pembinaan kapal dan bot	10.4	4.7	6.5	4.0	1.4	1.8	11.5	-10.1	-9.5	-1.6	-1.9	-0.2
302, 303, 304 & 309	Pembuatan lokomotif keretapi, rolling stock, kapal angkasa dan udara, jentera berkaitan, kenderaan tempur ketenteraan, dan kelengkapan pengangkutan t.t.t.l.	-0.9	2.7	-0.1	7.9	18.0	38.0	50.8	32.1	34.4	30.6	12.2	10.1
	30910 Pembuatan motosikal	-11.2	-10.7	-12.2	5.9	12.7	58.0	74.0	67.2	67.1	61.2	40.2	35.3
	30920 Pembuatan basikal dan invalid carriages Industri lain	-5.7	12.3	3.5	10.3	20.3	157.6	123.3	27.9	25.3	24.3	21.7	6.6
		6.8	5.0	3.6	7.7	19.9	0.9	17.6	19.9	26.7	23.1	-2.6	1.4
310	Pembuatan perabot	8.0	5.8	6.2	18.8	10.8	30.2	82.8	20.2	11.0	-3.3	-6.0	-6.2
	31001 Pembuatan perabot kayu dan rotan Industri lain	-9.6	-14.5	-11.6	-2.3	-8.7	25.6	73.5	23.5	23.4	3.5	-5.6	-9.7
		38.1	43.0	40.1	45.6	35.3	35.9	94.3	16.8	0.9	-9.0	-6.4	-2.6
321 (32110 & 32120)	Pembuatan barang kemas, bijouterie dan artikel berkaitan	-7.9	-7.8	-8.6	-8.7	9.3	94.9	253.3	198.9	62.3	21.2	17.5	12.3
322, 325 & 329	Pembuatan instrumen muzik, peralatan dan bekalan perubatan dan pergigian dan pembuatan lain t.t.t.l.	15.0	14.4	10.0	11.0	9.5	21.2	23.4	18.7	9.8	-1.7	2.2	-0.1
	32901 Pembuatan alat tulis Industri lain	0.3	-1.1	-10.0	-5.8	-4.3	15.2	48.6	31.9	31.8	11.6	8.9	3.0
		20.1	19.9	18.3	17.4	15.0	23.5	15.5	14.2	4.4	-5.4	0.3	-1.0
323/ 32300	Pembuatan barangan sukan	1.2	1.3	-5.9	-7.7	-24.2	-1.5	47.0	24.1	21.3	29.6	9.9	9.9
324/ 32400	Pembuatan permainan dan mainan	48.7	48.9	-0.7	7.9	5.8	74.3	-10.5	27.8	-16.7	-25.3	-19.4	-26.7
331 & 332	Pembaikan pemasangan produk logam, jentera, kelengkapan dan pemasangan jentera perindustrian dan kelengkapan	9.6	2.4	6.1	9.4	9.0	12.3	10.5	10.3	9.8	6.8	5.1	6.7
	33150 Pembaikan dan penyelenggaraan kelengkapan pengangkutan kecuali motosikal dan basikal Industri lain	7.1	9.5	20.6	23.5	25.4	25.7	28.8	27.5	15.6	16.5	16.1	9.2
		10.9	-0.6	-2.0	2.0	1.7	6.2	2.0	2.4	6.1	1.8	-0.4	5.4
Jumlah Pembuatan		13.1	11.2	13.9	13.2	15.7	23.4	23.8	24.4	19.5	12.9	11.8	8.8

2023												Group Description/Period
Jan.	Feb.	Mar.	Apr.	Mei	Jun	Jul.	Ogo.	Sep.	Okt.	Nov.	Dis.	
21.8	28.7	27.5	23.0	38.7	5.0	16.3	23.2	28.8	36.5	25.7	21.9	Manufacture of optical instruments, photographic equipment, magnetic and optical media
14.3	10.5	3.1	-1.6	13.7	6.3	17.6	19.8	25.2	14.4	8.9	9.4	Manufacture of electric motors, generators, transformers and electricity distribution and control apparatus
-7.6	-3.4	-17.4	-25.1	-9.8	-18.7	-7.8	11.5	17.6	10.9	-6.4	5.0	Manufacture of electric motors, generators and transformers
26.5	17.1	13.2	11.2	25.3	18.6	29.9	23.5	28.4	15.9	16.1	11.1	Manufacture of electricity distribution and control apparatus
34.6	33.5	18.9	39.8	27.6	12.7	-27.8	-25.6	-24.9	-26.9	-10.3	-19.4	Manufacture of batteries and accumulators
-13.1	-5.5	-9.5	-19.0	-8.2	-10.4	-8.9	-10.7	-4.5	-2.5	-3.1	-7.4	Manufacture of wiring and wiring devices
29.5	20.3	21.3	8.1	42.7	38.6	38.0	41.5	39.1	40.9	7.9	8.3	Manufacture of fibre optic cables
-13.2	-5.4	-9.1	-19.2	-9.5	-11.2	-10.1	-13.3	-6.3	-4.4	-4.1	-8.2	Manufacture of other electronic and electric wires and cables
-29.3	-19.8	-27.2	-30.2	-16.4	-22.6	-17.4	-1.1	5.2	6.2	6.7	-5.7	Manufacture of current-carrying and non current-carrying wiring devices for electrical circuits regardless of material
19.2	12.1	-1.0	-1.2	6.8	-1.8	24.7	15.9	12.2	18.9	10.0	-1.2	Manufacture of electric lighting equipment
-9.3	11.8	7.8	-1.9	0.8	0.3	-3.4	0.5	-6.2	-12.1	-13.2	-17.0	Manufacture of domestic appliances
10.2	10.8	9.8	19.8	35.4	19.7	30.8	17.8	15.0	8.0	8.1	3.5	Manufacture of other electrical equipment
2.5	5.7	6.6	-4.2	5.5	-7.4	-8.9	-9.7	-5.7	-3.4	2.5	-2.9	Manufacture of general-purpose and special-purpose machinery
11.5	24.1	2.4	-25.5	-13.2	-23.7	-30.6	-39.1	-9.9	-12.5	6.4	9.2	Manufacture of fluid power equipment
5.2	6.1	8.4	-11.6	-5.3	-8.7	-14.2	-6.3	-4.2	-3.0	2.1	2.6	Manufacture of other pumps, compressors, taps and valves
-23.6	-22.8	-18.5	-21.2	-2.6	-27.1	-29.5	-20.7	-18.1	-11.9	5.3	2.2	Manufacture of power-driven hand tools with self-contained electric or non-electric motor or pneumatic drives
32.8	37.6	39.8	28.7	18.6	-9.5	-3.7	-32.8	-17.3	-15.1	-15.2	-28.3	Manufacture of metal-forming machinery and machine tools
9.0	15.5	13.5	8.8	20.7	20.8	16.2	21.5	13.0	14.8	12.3	6.5	Manufacture of air-conditioning machines, including for motor vehicles
23.2	18.7	33.5	-13.4	22.3	9.3	26.7	16.0	11.1	24.3	10.9	5.1	Manufacture of motor vehicles
8.9	15.5	-3.6	-15.2	6.7	10.0	43.3	29.2	11.5	12.7	9.8	8.5	Manufacture of bodies (coachwork) for motor vehicles; manufacture of trailers and semi-trailers
16.0	17.9	9.4	-1.2	22.4	11.7	14.8	12.1	9.4	15.4	12.3	12.5	Manufacture of parts and accessories for motor vehicles
16.1	27.6	34.9	39.8	41.3	12.7	-5.5	-3.7	2.8	0.2	-10.7	-3.7	Building of ships and boats
-5.4	-1.8	-3.5	-15.8	-1.1	-0.2	2.3	1.0	-2.5	-6.5	6.0	0.0	Manufacture of railway locomotives, rolling stock, air and spacecraft, related machinery, military fighting vehicles and transport equipment n.e.c
12.1	14.6	8.9	-12.3	-3.6	6.9	10.9	8.7	11.1	5.0	5.5	4.7	Manufacture of motorcycles
-6.4	8.4	-17.6	-18.2	-12.8	-14.7	-22.4	-25.7	-31.2	-30.2	-25.3	-24.3	Manufacture of bicycles and invalid carriages
-12.0	-13.0	-1.0	-16.2	8.2	4.8	12.3	13.6	8.0	1.9	24.2	10.7	Other industry
-9.9	-3.3	-3.6	-8.4	8.1	-5.4	-1.3	0.3	-2.8	8.1	9.6	11.5	Manufacture of furniture
-15.2	-3.2	-9.3	-2.6	10.9	-12.6	-5.0	1.0	-3.7	6.1	9.1	12.1	Manufacture of wooden and cane furniture
-4.0	-3.4	3.2	-13.4	5.8	2.9	2.8	-0.5	-1.9	10.0	10.2	10.8	Other industry
4.8	9.5	5.3	-7.8	-7.9	-8.6	-8.8	-10.2	-3.7	2.5	4.7	9.7	Manufacture of jewellery, bijouterie and related articles
1.4	7.4	4.1	11.4	28.9	15.1	17.8	18.1	17.1	17.5	9.0	5.5	Manufacture of musical instruments, medical and dental instruments and supplies and other manufacturing n.e.c.
16.9	18.6	8.6	14.3	14.6	4.3	-7.8	-5.0	2.2	6.9	-0.1	7.6	Manufacture of stationery
-3.1	4.1	2.7	10.5	33.6	18.9	28.1	27.3	21.7	20.9	11.8	4.9	Other industry
17.1	11.2	21.2	32.4	39.6	18.6	16.3	11.8	7.0	6.5	0.2	5.6	Manufacture of sports goods
-28.1	-37.0	-18.9	-21.2	2.2	5.8	-0.9	-6.5	-7.2	-6.9	-25.6	-21.6	Manufacture of games and toys
3.7	15.4	4.5	9.8	12.4	12.9	10.8	11.0	10.2	3.0	0.8	0.5	Repair of fabricated metal products, machinery and equipment and installation of industrial machinery and equipment
9.4	28.5	-0.3	12.6	6.7	6.5	2.8	15.0	9.4	5.8	3.4	2.8	Repair and maintenance of transport equipment except motorcycles and bicycles
0.8	9.5	7.8	8.1	15.6	16.4	15.5	8.7	10.8	1.4	-0.7	-0.8	Other industry
6.5	10.3	8.0	-2.0	3.3	-4.0	-3.0	-3.3	-2.4	-1.4	-2.6	-4.2	Total Manufacturing

Jadual Table **1.4c** : Nilai Jualan Sektor Pembuatan Mengikut Kumpulan: Perubahan Peratusan Bulanan/Suku Tahunan
 : Sales Value of Manufacturing Sector by Group: Monthly/Quarterly Percentage Change

Kod Kumpulan Group code	Keterangan Kumpulan/Tempoh	2022				2023				2022					
		Q1	Q2	Q3	Q4	Q1	Q2	Q3	Q4	Jan.	Feb.	Mac	Apr.	Mei	Jun
101	Pemprosesan dan pengawetan daging	0.3	2.1	1.5	3.2	-0.5	5.5	-2.8	-0.1	4.8	-5.5	-3.6	7.3	1.0	-3.7
102	Pemprosesan dan pengawetan ikan, krustasea dan moluska	-7.1	0.0	-2.0	2.5	0.7	2.6	4.4	1.0	-1.8	-10.6	7.0	-1.7	0.1	3.0
	10201 Pengetinan ikan, krustasea dan moluska														
	& 10202 Pemprosesan dan pengawetan ikan, krustasea dan moluska	-7.2	0.4	-2.6	2.2	0.2	2.6	4.7	0.3	-1.8	-10.7	7.0	-1.5	0.5	2.8
	Industri lain	-5.8	-6.6	8.1	6.8	7.4	1.3	-0.4	11.7	-2.4	-8.5	7.4	-5.4	-7.1	5.7
103	Pemprosesan dan pengawetan buah-buahan dan sayur - sayuran	6.0	-0.7	2.6	3.5	10.3	16.0	3.3	1.7	13.9	-11.1	-2.9	4.3	-0.8	5.0
	10303 Pengetinan nanas														
	& 10304 Pembuatan jem, marmalad dan sajian jeli	-7.7	2.7	28.2	5.1	8.4	28.3	3.2	4.1	11.9	-9.9	-15.7	11.3	-7.3	40.6
	Industri lain	9.4	-1.4	-2.8	3.1	10.9	12.6	3.3	0.9	14.3	-11.4	-0.1	3.0	0.5	-1.5
104	Pembuatan minyak dan lemak daripada sayuran dan haiwan	-20.8	41.6	-6.5	0.3	-21.1	0.8	8.1	10.1	-13.1	-7.4	-0.9	38.3	7.0	3.0
	10404 Pembuatan minyak sayuran mentah dan bertapis														
	& 10406 Pembuatan sebatian lemak masakan	-2.8	28.7	13.5	-12.0	-4.9	5.1	1.1	-2.3	3.1	-12.2	9.4	17.9	6.6	8.9
	10405 Pembuatan minyak kelapa	15.7	-3.3	14.2	-3.9	-20.3	-13.8	13.2	10.2	9.4	7.3	1.8	-10.6	5.9	1.4
	Industri lain	-22.8	43.6	-8.9	2.0	-23.1	0.3	9.1	11.9	-14.9	-7.0	-2.1	41.6	7.0	2.3
105	Pembuatan produk tenusu	3.9	3.2	1.8	-1.3	0.2	4.1	-7.8	0.2	8.0	-2.6	1.6	3.1	-0.4	0.6
	10502 Pembuatan susu pekat, tepung dan sejat														
	Industri lain	4.1	3.7	1.3	-1.0	0.7	3.8	-9.2	0.1	8.1	-2.4	1.7	3.6	-0.4	0.3
		2.0	-4.4	8.2	-6.2	-6.5	7.8	13.8	0.7	7.2	-5.4	-0.3	-3.5	-0.9	5.4
106	Pembuatan produk bijian, kanji dan produk berkanji	8.8	10.3	-6.1	4.3	1.5	1.6	-1.3	2.1	9.3	-0.6	6.6	12.7	-6.1	-6.1
	10611 Pengilangan beras	9.9	18.0	-7.3	0.6	2.4	3.6	-4.8	-0.3	8.2	8.0	0.7	30.2	-12.4	-12.9
	10613 Pengilangan tepung	9.1	3.4	-5.1	7.1	1.7	0.2	2.2	4.2	11.4	-7.6	13.1	-3.4	1.7	0.7
	Industri lain	-10.4	3.8	-0.5	19.7	-13.8	-7.1	2.7	5.7	-4.8	-10.3	1.8	9.4	-5.7	3.6
107	Pembuatan produk makanan lain	2.5	4.8	1.3	-0.1	0.9	4.6	1.8	4.3	5.2	-6.0	6.1	3.7	-2.9	3.4
	10711 Pembuatan biskut dan cookies	17.9	6.1	-5.8	6.4	-1.0	13.5	11.3	12.5	12.2	-3.9	2.3	25.8	-23.1	-1.4
	10712 Pembuatan roti, kek dan produk bakeri lain	0.7	13.3	-0.1	-4.9	10.0	6.0	-3.1	-5.2	6.1	-5.4	2.3	6.2	7.6	5.5
	10713 Pembuatan produk snek	5.5	4.5	-5.4	7.0	-4.6	14.1	7.9	11.2	2.6	-1.7	9.3	3.8	-6.9	0.4
	10721 Pembuatan gula	-7.7	-5.2	-3.6	2.2	-0.6	16.0	9.1	9.4	2.8	-15.9	-0.3	6.2	-14.2	15.9
	10731 Pembuatan produk koko	1.3	-6.5	4.9	4.5	2.1	-3.8	2.1	7.5	11.1	-1.9	-14.2	4.7	-0.6	0.6
	10732 Pembuatan coklat dan produk coklat														
	& 10733 Pembuatan konfeksi gula	6.3	7.0	-0.3	-3.3	-1.4	0.2	-2.4	4.9	7.2	-6.2	15.3	1.7	-0.7	-4.9
	10793 Pembuatan sos dan bahan perasa	-5.2	-4.9	-3.9	7.2	-1.5	1.0	8.0	8.2	-4.7	-4.6	4.9	1.9	-13.9	3.7
	10799 Pembuatan produk makanan lain t.t.t.l.	10.6	4.4	10.3	4.0	-6.3	-1.8	3.1	11.1	10.8	-3.6	9.7	-1.9	-0.6	5.3
	Industri lain	-2.1	3.1	7.9	-0.5	0.8	5.2	2.6	1.2	-1.6	-4.9	8.6	-1.9	-3.2	10.4
108/10800	Pembuatan makanan haiwan tersedia	1.7	18.8	1.1	-2.7	2.9	14.8	2.9	-5.1	6.2	-7.4	-2.4	24.2	-0.8	1.1
110	Pembuatan minuman ringan	5.9	-5.1	6.7	0.3	-1.4	-2.3	4.9	4.7	6.7	0.3	6.1	3.9	-18.9	1.1
	11041 Pembuatan minuman ringan	0.8	-10.1	5.5	7.4	-4.3	-1.2	9.7	5.0	-2.9	6.7	6.2	4.0	-27.5	-1.1
	11042 Pengeluaran air mineral semulajadi dan minuman lain yang dibotolkan	3.4	-3.9	3.4	-5.9	3.1	3.1	8.0	-6.2	0.3	6.9	7.7	0.7	-18.4	4.7
	Industri lain	16.0	2.2	9.2	-7.3	2.0	-5.4	-3.4	7.7	26.5	-10.4	5.5	4.8	-4.7	2.9
120/12000	Pembuatan produk tembakau	-8.1	-22.9	-13.2	36.0	29.1	-16.7	-19.0	25.1	-14.9	1.0	9.4	-9.0	-27.4	-8.8
131	Pemintalan, penenunan dan penyiapan tekstil	4.5	-3.0	-2.6	2.5	-8.9	0.3	-6.9	-1.3	-0.3	-3.2	3.6	-3.3	-6.5	10.8
	13110 Penyediaan dan pemintalan gentian tekstil														
	& 13120 Penenunan tekstil	10.0	-4.1	-2.6	3.7	-5.6	-0.8	-11.1	-4.3	-0.4	0.8	3.5	-4.6	-5.6	5.3
	13132 Pewarnaan, pelunturan, percetakan dan penyiapan akhir benang dan fabrik	-8.4	0.2	-2.9	-0.5	-18.9	4.4	7.2	7.4	-0.1	-13.8	3.4	1.0	-9.7	28.4
	Industri lain	-22.6	-1.9	0.6	-10.9	-12.1	-12.8	-1.5	-13.0	-3.8	-20.1	9.7	-8.0	11.2	2.8
139	Pembuatan tekstil lain	-2.0	-0.6	-0.9	4.9	7.1	-2.5	0.5	8.6	0.3	-7.8	2.3	-1.4	0.1	6.1
	13910 Pembuatan fabrik dikait dan dikrusye	-4.5	-2.3	-2.6	4.8	-0.3	-2.6	-4.1	3.6	-3.5	-7.1	3.4	-5.0	2.5	4.3
	Industri lain	0.2	0.9	0.4	5.0	13.0	-2.4	3.7	11.8	3.6	-8.4	1.4	1.7	-1.9	7.6
141	Pembuatan pakaian, kecuali pakaian berbulu	-1.2	-10.0	0.2	10.6	2.6	-6.1	0.6	7.2	-3.1	-1.4	1.7	-4.1	-6.8	-6.9
	14102 Pembuatan pakaian	-3.0	-9.7	2.1	10.6	0.7	-4.1	1.0	6.4	-5.0	-2.6	1.4	-3.5	-7.3	-5.3
	Industri lain	12.1	-11.7	-12.0	10.9	16.6	-18.9	-2.8	13.4	12.3	7.3	3.2	-8.2	-3.4	-17.4
142 & 143	Pembuatan artikel daripada kulit bulu dan pakaian yang dikait dan dikrusye	-7.0	-10.7	8.3	12.0	9.8	-10.0	3.5	19.1	-2.2	-14.0	-1.6	-7.4	1.6	5.3
151 (15110 & 15120)	Penyamakan dan pembersihan kulit, pembuatan bagasi, beg tangan, pelana dan abah-abah pembersihan dan pewarnaan bulu	2.0	-18.9	13.9	25.0	-7.8	-13.6	6.2	25.2	1.3	-0.7	-2.5	-14.4	-7.7	5.5
152	Pembuatan kasut	4.2	-10.7	4.4	10.7	2.9	-2.5	2.6	11.4	1.9	-8.4	13.7	-12.8	0.5	-10.0
	15201 Pembuatan kasut kulit														
	& 15203 Pembuatan kasut getah	0.9	-11.3	19.1	8.8	-1.4	-2.4	6.1	14.1	3.9	-21.4	27.8	-19.5	1.3	3.4
	Industri lain	9.5	-9.8	-17.4	14.7	11.7	-2.7	-3.6	5.9	-1.5	14.5	-3.3	-2.2	-0.6	-28.0
161/16100	Pengilangan dan pengetaman kayu	9.0	-31.0	18.5	15.4	7.7	-29.9	5.8	16.1	8.8	-18.7	21.7	-18.4	-29.9	-1.1

2023																	Group Description/Period	
Jul.	Ogo.	Sep.	Okt.	Nov.	Dis.	Jan.	Feb.	Mac	Apr.	Mei	Jun	Jul.	Ogo.	Sep.	Okt.	Nov.		Dis.
-0.3	7.6	-2.8	6.9	-2.6	-6.8	1.9	5.4	-0.9	4.8	0.2	-1.8	-3.6	2.9	0.2	-0.03	1.6	-6.6	Processing and preserving of meat
-10.3	12.0	-2.5	-0.4	3.2	-3.6	8.1	-10.7	5.2	-3.0	12.3	-5.3	4.8	-1.2	0.7	3.2	-1.5	-3.4	Processing and preserving of fish, crustaceans and molluscs
-10.7	12.2	-3.2	-0.5	4.0	-4.4	8.6	-11.6	5.5	-2.9	12.6	-5.2	5.6	-1.6	0.0	3.4	-1.9	-3.6	<i>Canning of fish, crustaceans and molluscs</i>
-1.4	7.3	9.7	1.2	-9.1	10.3	1.6	2.5	1.8	-3.8	8.1	-5.9	-6.6	6.2	11.7	-0.1	3.6	-0.8	<i>Processing, curing and preserving of fish, crustacean and molluscs</i>
-6.4	9.0	1.3	-2.4	6.9	-6.5	4.7	3.5	16.1	-2.4	8.0	4.0	-3.2	-1.3	7.2	-1.5	1.1	-5.1	Processing and preserving of fruits and vegetable
-2.7	7.8	10.1	-2.9	8.6	-17.8	8.7	6.8	17.9	-5.2	21.8	11.4	-10.1	-3.2	9.0	2.9	-0.7	-8.7	<i>Pineapple canning</i>
-7.4	9.3	-1.1	-2.2	6.4	-3.1	3.7	2.6	15.5	-1.6	4.1	1.6	-0.8	-0.7	6.6	-2.9	1.7	-3.9	<i>Manufacture of jams, marmalades and table jellies</i>
-14.5	4.4	5.8	-4.1	-3.2	5.0	-18.1	-5.4	-6.8	5.1	3.6	0.4	-3.9	8.7	14.1	0.9	-3.5	-0.3	Manufacture of vegetable and animal oils and fats
7.0	-0.5	-4.1	-10.7	-6.7	19.6	-17.4	6.7	1.2	0.3	6.4	-6.9	-1.4	6.5	3.0	-2.3	-9.1	6.9	<i>Manufacture of crude and refined vegetable oil</i>
9.8	7.8	-11.3	-1.3	-4.5	18.9	-17.8	-13.9	-9.7	-11.6	25.8	-16.3	10.3	10.5	1.4	10.0	-14.4	20.2	<i>Manufacture of coconut oil</i>
-17.1	5.1	7.3	-3.3	-2.8	3.2	-18.1	-6.9	-8.0	6.0	3.0	1.7	-4.4	9.0	15.8	1.3	-2.7	-1.3	<i>Manufacture of compound cooking fats</i>
-3.5	10.2	-4.2	-2.5	2.8	-2.7	-3.1	2.6	7.9	-1.1	2.1	-6.3	-6.9	6.0	-3.3	2.3	1.7	-8.6	Manufacture of dairy products
-4.0	10.7	-4.5	-2.3	3.1	-2.8	-3.6	3.8	8.2	-1.3	1.7	-7.0	-7.6	6.0	-4.0	2.6	2.2	-8.9	<i>Manufacture of condensed, powdered and evaporated milk</i>
3.2	2.7	-0.9	-5.1	-0.9	-2.3	3.7	-13.4	2.9	3.0	9.7	4.1	2.1	5.2	5.5	-0.2	-4.1	-4.6	<i>Other industry</i>
-5.4	7.6	2.0	0.3	-0.7	2.0	-4.7	6.7	2.6	-2.0	3.7	-7.6	-0.6	3.1	4.2	-0.5	-0.8	-1.8	Manufacture of grain mill products, starches and starch products
-2.9	13.1	3.4	-3.6	-2.7	0.03	-7.4	17.4	0.2	-0.4	5.3	-13.5	0.2	2.3	4.7	-2.1	-2.9	0.13	<i>Rice milling</i>
-7.8	2.8	0.1	3.7	1.3	4.3	-1.9	-2.0	5.4	-3.6	2.3	-1.5	-1.5	4.2	3.4	1.0	1.1	-3.5	<i>Flour milling</i>
-3.6	-0.1	9.0	14.5	-0.1	-3.4	-7.4	-6.9	-0.1	-2.7	-2.4	-1.1	1.4	-1.3	11.2	0.2	-0.8	-1.9	<i>Other industry</i>
-2.0	5.2	-3.9	0.9	-0.1	0.04	-0.6	1.2	2.1	-2.1	9.4	-3.5	-1.9	4.1	1.5	1.6	1.9	-2.67	Manufacture of other food products
-0.04	9.8	-4.9	5.5	2.3	-1.1	-6.3	8.1	0.8	-0.2	15.9	-0.7	6.0	0.5	0.7	7.9	6.7	-2.5	<i>Manufacture of biscuits and cookies</i>
-3.6	1.5	-9.8	-0.5	-0.6	7.1	6.4	-4.6	6.3	-4.7	14.2	-2.4	-4.3	2.6	-9.0	0.7	0.05	-1.6	<i>Manufacture of bread, cakes and other bakery products</i>
-9.8	9.5	2.5	2.7	-1.2	0.9	-10.9	3.4	13.3	-1.5	10.3	-3.3	-1.2	9.3	5.3	1.3	6.1	-2.5	<i>Manufacture of snack products</i>
-9.3	2.5	-0.3	1.3	-0.4	1.4	-2.9	2.7	-0.8	-0.2	18.2	9.3	-7.5	4.3	8.1	3.5	2.1	-7.1	<i>Manufacture of sugar</i>
4.6	2.4	-4.3	7.4	-0.8	-0.1	0.4	11.1	-14.4	-0.3	10.4	-9.1	5.7	-0.5	0.3	8.5	-0.3	-2.2	<i>Manufacture of cocoa products</i>
0.04	7.1	-4.0	-0.5	-2.5	-1.9	1.6	-1.7	1.1	-1.0	6.8	-9.5	-2.4	6.0	2.1	-0.4	4.3	-2.6	<i>Manufacture of chocolate and chocolate products</i>
-3.9	5.1	-1.6	4.8	6.5	-7.3	-5.9	10.3	2.8	1.8	-12.7	9.8	-2.5	9.6	7.1	0.02	-0.1	1.4	<i>Manufacture of sauces and condiments</i>
-1.8	14.3	-2.0	2.4	1.3	-6.8	-4.9	3.4	1.9	-3.9	4.4	-8.7	-1.0	8.8	9.2	3.0	0.7	-3.8	<i>Manufacture of other food products n.e.c.</i>
1.6	1.3	-0.6	-1.6	1.6	0.4	-3.3	3.2	3.6	-2.3	7.4	-2.5	-0.2	0.9	4.7	-1.0	-0.9	-1.5	<i>Other industry</i>
0.7	-1.8	3.7	-2.4	-3.8	1.4	-0.3	2.3	6.0	6.5	5.1	-1.1	1.9	-0.03	0.3	0.7	-3.5	-11.4	Manufacture of prepared animal feeds
10.3	6.8	-3.1	5.6	-5.6	-4.1	1.5	-0.4	6.8	0.4	-6.3	-8.0	10.4	5.5	-2.5	12.4	-9.3	-2.5	Manufacture of beverages
19.3	5.2	-8.5	16.2	-5.7	0.9	-7.9	3.6	8.5	0.6	-10.5	-3.0	20.2	-2.2	-5.2	16.8	-10.1	2.2	<i>Manufacture of soft drinks</i>
7.7	3.5	-6.7	-0.3	-0.6	-5.7	-2.8	11.9	6.9	0.4	-4.8	-6.0	9.6	7.0	-0.8	-2.4	-5.0	-6.9	<i>Production of natural mineral waters and other bottled waters</i>
0.2	10.1	5.4	-5.6	-6.9	-10.9	18.5	-8.7	4.2	0.3	-0.1	-15.7	-4.9	20.5	1.4	10.4	-9.2	-8.9	<i>Other industry</i>
-0.7	12.7	-9.0	35.7	7.5	-6.3	30.3	-11.5	29.7	-20.7	4.9	-30.3	-1.5	11.0	-8.2	33.2	-3.4	-4.9	Manufacture of tobacco products
-4.1	-1.4	-6.3	2.1	4.9	6.1	-10.8	-8.9	8.8	-4.0	5.0	-4.0	-4.1	1.9	-9.0	2.0	3.2	1.0	Spinning, weaving and finishing of textiles
-2.6	1.9	-8.2	0.7	8.2	8.1	-9.3	-9.2	8.3	-3.7	5.9	-8.3	-3.6	0.1	-12.4	0.5	4.8	2.6	<i>Preparation and spinning of textile fibres</i>
-8.0	-10.6	0.2	6.0	-4.0	0.4	-16.6	-7.5	10.9	-4.9	1.7	12.1	-5.8	7.0	1.0	5.7	-0.5	-2.6	<i>Weaving of textiles</i>
0.3	2.3	-18.7	5.1	1.2	-11.3	12.5	-23.1	-0.7	-4.6	8.9	-13.3	2.5	16.0	-20.5	1.9	-1.1	-12.8	<i>Dyeing, bleaching, printing and finishing of yarns and fabrics</i>
-2.5	-4.0	1.0	3.9	2.4	0.3	6.4	-0.05	-0.8	-2.1	-0.1	0.7	-1.5	1.6	1.5	5.2	3.4	-1.5	Manufacture of other textiles
-3.5	-3.8	-0.1	6.0	0.8	-1.0	0.01	0.2	-0.1	-2.6	-0.2	0.3	-4.6	1.6	-2.1	3.8	2.0	-1.6	<i>Manufacture of knitted and crocheted fabrics</i>
-1.6	-4.1	1.8	2.2	3.6	1.3	11.4	-0.2	-1.3	-1.8	0.04	1.0	0.6	1.6	3.9	6.0	4.2	-1.4	<i>Other industry</i>
6.6	1.9	-0.2	2.9	8.7	3.5	-2.8	0.7	-0.2	-5.3	1.1	-4.7	5.6	-3.6	1.4	3.9	7.6	-4.3	Manufacture of wearing apparel, except fur apparel
8.0	1.7	-1.5	2.9	9.2	5.1	-4.5	-0.04	-2.0	-2.2	1.7	-5.2	6.6	-3.6	-0.1	4.0	7.6	-3.9	<i>Manufacture of clothings</i>
-3.8	3.4	9.9	2.6	5.1	-8.1	12.2	5.8	12.3	-24.2	-3.5	-0.8	-2.7	-4.1	14.1	2.9	7.8	-7.3	<i>Other industry</i>
1.3	-4.9	18.9	4.7	0.3	-9.0	12.6	5.1	1.3	-12.5	1.1	-1.0	-0.9	-4.1	23.4	6.6	3.9	-10.7	Manufacture of articles of fur, knitted and crocheted apparel
-0.5	14.4	10.4	9.2	10.5	-11.1	-2.7	-3.5	4.8	-12.7	0.4	-9.5	2.3	9.6	12.3	10.5	8.4	-9.6	Tanning and dressing of leather; manufacture of luggage, handbags, saddlery and harness; dressing and dyeing of fur
5.5	12.1	-5.2	9.0	0.6	3.0	3.9	-7.2	5.4	0.3	-3.5	-4.5	2.8	9.7	-6.1	9.2	5.1	-0.5	Manufacture of footwear
10.1	10.0	-3.7	7.5	1.0	-0.2	4.2	-10.3	4.3	2.0	-4.1	-2.3	3.8	10.6	-4.7	9.8	5.7	0.2	<i>Manufacture of leather footwear</i>
-3.4	16.7	-8.4	12.3	-0.2	9.8	3.5	-1.3	7.4	-2.5	-2.5	-8.5	1.0	8.1	-9.1	8.0	3.8	-1.8	<i>Manufacture of rubber footwear</i>
0.8	57.4	-5.7	3.2	-1.0	7.8	-3.0	2.1	13.6	-21.8	-19.3	-19.1	4.3	45.4	-5.9	11.7	-3.3	-3.0	Sawmilling and planning of wood

Jadual Table **1.4c** : Nilai Jualan Sektor Pembuatan Mengikut Kumpulan: Perubahan Peratusan Bulanan/Suku Tahunan
 : Sales Value of Manufacturing Sector by Group: Monthly/Quarterly Percentage Change

Kod Kumpulan Group code	Keterangan Kumpulan/Tempoh	2022				2023				2022					
		Q1	Q2	Q3	Q4	Q1	Q2	Q3	Q4	Jan.	Feb.	Mac	Apr.	Mei	Jun
162	Pembuatan produk daripada kayu, gabus, jerami dan bahan jalinan lain	6.8	-36.0	11.5	28.9	2.5	-35.0	8.3	30.5	2.7	-8.3	12.9	-23.3	-29.8	-3.3
16211	Pembuatan kepingan venier dan papan lapis	4.3	-39.6	11.6	39.7	7.0	-37.5	9.0	35.8	-2.7	-3.9	12.2	-26.2	-33.6	-2.9
16212	Pembuatan papan partikel dan papan gentian	5.5	-33.5	13.7	22.6	-5.3	-32.2	6.1	27.2	2.0	-12.5	20.8	-22.8	-27.7	-7.7
16221	Pertukangan kayu untuk jurubina	7.3	-34.0	9.1	28.6	2.9	-36.6	14.0	27.0	11.8	-11.0	-0.9	-20.6	-19.0	-0.8
	Industri lain	22.7	-29.0	7.7	4.4	3.3	-28.0	4.4	17.4	22.0	-12.2	9.3	-13.8	-29.8	4.5
170	Pembuatan kertas dan produk kertas	0.9	3.4	2.9	-1.1	5.6	-2.4	0.1	2.5	3.6	-5.1	12.4	2.8	-9.1	2.7
17010	Pembuatan pulpa, kertas dan kertas tebal	7.2	-3.3	2.1	1.0	-1.2	-9.0	3.6	6.7	14.6	-6.8	10.1	3.0	-14.9	0.5
17020	Pembuatan kertas gelugur dan kertas tebal dan bekas daripada kertas dan kertas tebal	-9.7	7.7	4.4	-1.3	-2.8	-6.0	0.1	3.9	-4.2	-4.8	12.4	8.1	-9.5	0.4
17091	Pembuatan sampul surat dan kad surat	-3.7	8.6	18.5	5.3	-4.5	-7.1	-5.2	-2.9	-6.2	0.1	9.1	-11.0	20.2	4.4
17092	Pembuatan kertas kegunaan rumah dan pembersih peribadi	12.0	-0.5	-1.7	-1.4	18.4	-0.8	-2.1	-3.0	8.9	-7.3	14.4	-1.5	-8.3	1.2
17093	Pembuatan kertas bergam atau pelekat yang berjalur atau bergulung dan label dan kertas dinding	8.1	13.7	6.3	-7.0	14.0	8.2	-5.5	2.1	-2.8	6.8	21.9	-2.7	-6.4	16.4
	Industri lain	3.1	-2.1	2.5	3.4	22.5	8.6	7.5	3.6	11.0	-11.0	-0.3	0.3	0.8	4.1
181 & 182	Percetakan, aktiviti perkhidmatan berkaitan percetakan dan penerbitan semula media rakaman	3.8	-7.7	-1.8	14.2	3.8	-9.4	0.1	10.0	-0.1	-4.7	-0.6	0.1	-9.2	0.8
18110	Percetakan	3.8	-9.4	-2.6	9.1	3.1	-7.7	2.3	11.1	-1.1	-3.8	1.4	-3.2	-9.4	0.8
18120	Aktiviti perkhidmatan berkaitan percetakan &	4.0	-0.1	1.7	34.7	6.1	-15.0	-7.2	6.1	4.7	-8.9	-9.5	16.8	-8.4	0.8
18200	Penerbitan semula media rakaman														
192 (19201 & 19202)	Pembuatan produk petroleum bertapis	-8.2	32.0	25.4	-9.6	-18.5	1.5	3.4	-7.6	4.9	-22.8	13.2	19.0	5.3	23.9
201	Pembuatan kimia asas, baja dan sebatian nitrogen, plastik dan getah sintetik dalam bentuk primer	5.7	-10.8	2.4	-3.3	5.9	-13.3	3.3	-3.3	-3.4	-1.9	5.3	-15.3	1.9	3.5
20111	Pembuatan gas perindustrian atau perubatan bukan organik dalam bentuk cecair atau mampat	-2.7	60.8	7.6	2.4	-10.3	-27.3	-4.5	15.5	-7.0	-18.7	-12.7	66.5	17.5	6.9
20112 & 20113	Pembuatan kimia organik asas	9.5	-15.5	8.5	-5.8	7.1	-19.3	4.9	-4.1	-1.8	-0.9	3.1	-21.8	7.5	3.5
20113	Pembuatan sebatian bukan organik														
20121 & 20129	Pembuatan baja	9.8	-12.3	-5.3	-3.4	5.8	-12.4	-10.7	-8.6	4.7	-6.0	6.7	-11.1	-2.6	-5.2
20129	Pembuatan produk campuran nitrogen														
20131	Pembuatan plastik dalam bentuk primer	-5.6	-8.9	-10.2	3.1	7.8	-2.8	5.8	-2.0	-12.8	-1.0	10.7	-12.8	-5.3	5.3
	Industri lain	42.2	2.3	19.6	-9.8	-1.6	-8.3	-1.6	-4.4	29.9	-3.8	2.3	2.6	-3.1	5.0
202 & 203	Pembuatan produk kimia lain dan serat buatan manusia	9.1	-2.7	10.9	6.1	6.0	-3.3	8.1	1.5	4.4	-2.5	5.6	-2.9	-7.8	8.5
20210	Pembuatan racun perosak dan produk agrokimia lain	33.1	-12.2	1.2	30.2	2.9	-3.0	9.8	-2.4	19.2	-4.9	9.4	-7.1	-17.2	7.5
20221	Pembuatan cat, varnis dan penyadur dan mastik	5.0	-6.3	0.6	5.2	19.8	6.0	9.0	1.6	4.5	-5.2	0.8	-4.2	-3.0	3.4
20222	Pembuatan dakwat cetak	17.1	-1.0	-4.9	1.4	3.9	-4.3	-1.7	-6.7	15.1	-4.8	0.6	3.8	-7.6	5.4
20231 & 20232	Pembuatan sabun dan bahan pencuci, penyediaan pembersih dan mengilap	8.4	0.4	22.3	-2.8	3.1	-5.2	8.8	-3.2	0.1	-0.3	10.6	-3.4	-12.7	20.3
20232	Pembuatan pewangi dan penyediaan dandanan diri														
20291 & 20292	Pembuatan plat fotografi, filem, sensitized paper dan other sensitized unexposed materials	4.0	1.5	11.1	15.4	-3.2	-11.4	5.7	12.2	2.8	-0.6	2.9	2.6	-2.9	-2.4
20292 & 20299	Pembuatan dakwat menulis dan melukis														
20299	Pembuatan produk kimia lain t.t.t.l.	7.5	8.8	28.2	-7.0	6.4	-23.3	6.5	28.8	0.2	2.8	1.1	-11.9	28.8	5.4
	Industri lain														
210	Pembuatan produk farmaseutikal, kimia perubatan dan botani	0.4	3.7	7.7	-4.5	5.0	-2.7	3.2	-0.6	5.3	-6.7	8.5	0.6	-9.8	21.6
21001	Pembuatan bahan aktif ubat-ubatan untuk digunakan oleh bidang farmakologi dalam pembuatan ubat-ubatan	3.3	3.5	6.3	-6.6	6.9	-1.5	0.9	0.4	9.2	-7.4	9.5	1.2	-10.9	20.4
	Industri lain	-12.4	4.9	15.3	5.6	-2.8	-8.4	14.7	-4.6	-11.5	-3.2	3.5	-2.8	-3.5	27.9
221	Pembuatan produk getah	-0.3	13.7	-15.9	-6.7	0.04	11.3	-12.0	-1.4	-2.0	-7.8	38.1	0.5	-8.0	-0.1
22111	Pembuatan tayar getah untuk kenderaan	-15.6	-4.2	-21.9	-21.0	-0.9	-7.0	-10.7	-12.9	-0.8	-4.4	6.8	3.0	-18.5	10.0
22112	Pembuatan bunga tayar yang boleh ditukar ganti dan tayar celup	-12.4	3.9	6.6	-3.1	20.9	1.4	1.5	5.4	4.7	-10.0	10.5	-2.6	-3.8	19.0
22191 & 22193	Pembuatan produk lain daripada getah asli atau sintetik, tidak divulkan, divulkan atau dikeraskan	-8.8	21.4	-3.9	-8.5	-14.3	-1.9	-1.8	13.7	-7.8	-5.2	11.0	22.0	-15.6	17.4
22193	Pengilangan semula getah dan prosesan susu getah														
22192	Pembuatan sarung tangan getah	4.3	15.9	-19.5	-5.7	4.2	16.0	-15.6	-3.4	-1.0	-8.9	50.0	-2.5	-5.3	-4.7
22199	Pembuatan produk getah lain yang t.t.t.l.	-6.6	4.9	0.5	-3.0	-12.5	0.9	6.3	1.9	-4.2	-5.9	15.8	3.6	-14.0	11.1
222	Pembuatan produk plastik	-2.3	9.4	-1.0	-3.8	-7.1	11.7	-0.3	-0.8	-3.9	-4.4	11.6	10.5	-10.4	1.5
22201 & 22202	Pembuatan produk plastik separa siap	-7.1	15.3	-5.3	-9.1	-2.6	10.0	-4.9	-4.0	-6.9	-4.6	11.0	9.7	-3.4	6.1
22202	Pembuatan produk plastik siap														
22203	Pembuatan artikel plastik untuk pembungkusan barangan	1.9	21.0	4.1	-2.2	-14.4	12.6	0.1	-0.7	1.6	-3.6	7.1	18.5	-2.2	0.7
22204	Pembuatan barangan plastik jurubina	-2.7	16.8	1.6	-7.7	16.8	22.2	10.5	-0.8	-3.1	-13.1	30.8	3.6	-1.8	1.8
22205	Pembuatan pinggan mangkuk, peralatan dapur dan barangan tandas daripada plastik	12.6	12.7	5.4	-4.9	-4.0	24.4	-7.8	-10.2	6.3	-13.0	28.5	8.3	-9.9	-2.4
22209	Pembuatan pelbagai produk plastik t.t.t.l.	-6.7	-11.6	-7.0	1.3	-5.8	3.7	7.1	8.0	-10.4	-0.4	9.2	4.2	-29.2	-1.4
231 (23101 & 23102 & 23109)	Pembuatan kaca dan produk kaca	19.0	-10.2	-5.1	5.5	5.9	-7.7	-7.0	7.5	3.0	9.0	1.6	-9.6	-1.1	-11.2

2023																Group Description/Period		
Jul.	Ogo.	Sep.	Okt.	Nov.	Dis.	Jan.	Feb.	Mac	Apr.	Mei	Jun	Jul.	Ogo.	Sep.	Okt.		Nov.	Dis.
0.4	35.2	14.1	6.5	3.3	-1.0	3.0	-4.2	6.0	-22.5	-20.9	-16.1	-0.2	41.1	13.5	11.1	-1.8	-2.3	Manufacture of products of wood, cork, straw and plaiting materials
-2.4	38.2	23.8	7.8	7.4	-4.5	9.1	-4.5	5.7	-23.6	-23.1	-17.7	-1.8	46.0	20.1	12.2	-2.2	-5.0	Manufacture of veneer sheets and plywood
4.8	33.8	15.6	2.7	-1.2	2.4	-8.0	-1.4	8.3	-22.3	-17.9	-18.1	-0.1	37.0	14.6	6.2	-1.0	2.6	Manufacture of particle board and fibreboard
3.9	23.7	-4.9	23.5	-2.4	6.9	6.1	-11.3	3.7	-23.6	-19.8	-9.0	7.6	37.3	-5.1	23.3	-1.8	-6.1	Manufacture of builders' carpentry
-3.8	40.1	-6.1	-4.0	4.2	-1.3	2.9	-2.0	3.6	-15.7	-20.0	-10.2	-2.0	35.4	1.7	6.4	-1.8	2.4	Other industry
0.8	5.4	0.1	-0.7	-3.8	1.0	1.9	3.6	5.3	-2.1	-5.7	-3.3	-0.1	6.0	1.5	-0.1	0.1	-1.4	Manufacture of paper and paper products
3.9	6.3	-1.4	8.6	-11.5	-1.1	5.4	2.9	-9.9	-0.8	2.0	-11.3	0.8	14.5	2.9	2.1	-2.7	0.1	Manufacture of pulp, paper and paperboard
4.3	4.9	0.4	-1.6	-1.4	-1.7	-4.4	1.2	7.3	-5.7	-4.9	-6.1	1.6	4.0	5.6	0.3	-1.2	-2.1	Manufacture of corrugated paper and paperboard and of containers of paper and paperboard
3.3	5.9	3.9	4.8	-5.9	0.3	4.0	-14.9	12.3	-4.4	-8.0	1.7	-3.2	-0.6	-0.03	0.8	-4.9	-0.5	Manufacture of envelopes and letter-card
-5.3	6.5	5.1	-8.3	-0.9	8.0	5.1	4.8	12.0	-2.8	-8.2	-4.0	-0.6	8.7	-4.4	-3.8	3.4	-3.6	Manufacture of household and personal hygiene paper
-3.8	7.1	-6.6	-0.6	-4.8	-3.1	6.6	9.4	13.5	5.4	-19.2	17.7	-6.8	-3.0	0.5	2.6	-1.2	2.9	Manufacture of gummed or adhesive paper in strips or rolls and labels and wall paper
0.3	-1.1	-0.1	-0.4	2.2	8.2	8.3	8.1	3.5	1.1	5.3	-3.1	4.4	4.7	0.5	-1.2	5.5	-2.1	Other industry
1.0	-1.7	3.4	-1.8	23.6	-3.3	-1.4	1.7	-1.4	-6.1	-4.8	-0.1	1.1	0.4	1.5	-1.2	16.5	-2.2	Printing, service activities related to printing and reproduction of recorded media
-0.2	-1.4	3.9	-3.2	19.2	-6.1	-0.3	2.3	1.3	-6.0	-5.3	0.4	2.3	0.6	3.3	-2.6	18.8	-2.9	Printing
5.8	-2.7	1.2	4.0	40.5	5.9	-4.5	0.2	-9.6	-6.4	-3.3	-2.0	-3.0	-0.3	-5.3	4.6	7.6	0.8	Service activities related to printing
																		Reproduction of recorded media
6.7	2.7	-2.7	-2.1	-4.8	-11.3	5.3	-23.4	3.7	4.5	7.5	-1.8	-2.5	9.2	-3.6	1.8	-6.7	-16.7	Manufacture of refined petroleum products
0.02	3.7	-8.9	-4.2	6.5	5.1	-0.8	-0.3	4.3	-15.4	1.2	-3.1	1.2	10.7	-9.0	-2.8	3.5	0.8	Manufacture of basic chemicals, fertilizer and nitrogen compounds, plastics and synthetic rubber in primary forms
-2.5	8.4	-14.3	1.1	8.8	10.0	-8.1	-10.2	-13.0	-14.6	3.7	-15.0	9.8	-2.6	-7.1	8.9	23.9	-8.5	Manufacture of liquefied or compressed inorganic industrial or medical gases
																		Manufacture of basic organic chemicals
3.9	5.0	-10.3	-6.2	4.1	10.5	-2.1	0.3	2.7	-17.1	-6.4	-0.5	2.2	14.0	-10.6	-7.5	9.2	2.7	Manufacture of inorganic compounds
																		Manufacture of fertilizers
-1.1	2.7	-4.7	-3.5	0.2	7.1	3.8	-6.2	5.0	-10.9	8.8	-23.7	-1.1	15.2	-11.2	0.4	-5.3	-7.2	Manufacture of associated nitrogen products
-8.0	-2.4	-7.0	0.8	13.4	-1.8	0.5	1.7	9.5	-15.2	11.8	-1.2	0.7	6.6	-6.2	1.4	-1.7	0.0	Manufacture of plastics in primary forms
8.8	15.7	-7.6	-9.4	3.1	-5.7	1.6	-1.0	1.2	-8.5	0.4	-1.5	-2.3	7.6	-9.7	3.8	-6.1	1.2	Other industry
0.2	11.6	0.2	-4.1	6.7	6.1	-0.1	-4.4	9.0	-13.0	9.4	0.8	1.2	5.3	-1.1	-0.8	1.0	1.9	Manufacture of other chemical products and man-made fibres
-8.0	15.7	3.8	0.6	20.5	17.3	-8.2	-10.6	8.9	-6.8	-4.1	15.3	-0.4	3.9	-2.3	4.9	-6.7	-7.3	Manufacture of pesticides and other agrochemical products
-4.3	7.1	-2.4	-4.0	9.2	7.6	4.6	0.3	17.8	-13.9	15.4	0.9	-1.7	9.4	-2.5	-1.9	-0.5	8.0	Manufacture of paints, varnishes and similar coatings ink and mastics
-5.5	4.9	-10.2	-1.1	11.1	2.9	1.5	-4.5	0.3	-6.2	4.7	0.8	0.7	-1.0	-11.2	-8.9	18.4	-2.0	Manufacture of printing ink
																		Manufacture of soap and detergents, cleaning and polishing preparations
3.9	14.0	-0.3	-7.7	0.8	1.9	-1.4	-0.1	9.1	-17.5	13.4	-1.2	3.9	5.5	-6.7	-3.0	2.9	2.2	Manufacture of perfumes and toilet preparations
																		Manufacture of photographic plates, films, sensitized paper and other sensitized unexposed materials
3.9	12.2	4.6	0.7	8.1	5.4	0.9	-13.2	-2.7	-6.8	4.1	-2.8	0.4	2.2	13.1	2.5	2.1	-3.0	Manufacture of writing and drawing ink
																		Manufacture of other chemical products n.e.c.
6.6	11.5	0.2	-11.4	-3.1	10.1	2.8	-6.9	9.0	-16.3	-12.8	-9.8	26.6	-24.9	45.5	0.1	13.4	7.2	Other industry
-3.0	0.6	2.4	-3.9	-2.1	-3.1	5.0	1.1	6.4	-4.6	-8.6	10.9	-2.8	2.2	2.2	0.8	-6.6	2.6	Manufacture of pharmaceuticals, medicinal chemical and botanical products
-2.8	0.1	1.9	-3.6	-5.0	-3.3	8.2	0.8	6.6	-2.2	-9.9	9.8	-4.1	2.7	2.0	0.6	-4.8	2.5	Manufacture of medicinal active substances to be used for their pharmacological properties in the manufacture of medicaments
-3.7	2.7	5.0	-5.0	11.2	-2.2	-7.7	2.2	5.5	-15.5	-2.1	16.3	3.4	0.3	3.3	1.8	-14.0	3.4	Other industry
-5.9	-12.1	0.3	1.9	-5.0	-3.3	-3.2	-6.8	38.9	-4.0	-4.0	-3.2	-3.4	-10.1	3.7	3.5	-3.7	-3.5	Manufacture of rubber products
-3.7	-22.9	-11.7	-3.0	-3.6	0.4	2.1	-5.9	6.2	-11.0	5.8	-4.0	-2.5	-10.2	-2.8	3.7	-16.0	-1.8	Manufacture of rubber tyres for vehicles
-1.5	-4.1	2.0	-5.0	2.9	0.6	4.0	17.0	8.8	-12.1	7.0	-1.8	-4.6	2.6	10.7	1.8	-3.1	-5.5	Manufacture of interchangeable tyre treads and retreading rubber tyres
																		Manufacture of other products of natural or synthetic rubber, unvulcanized, vulcanized or hardened
-2.3	-2.7	-13.5	5.0	-4.6	0.6	-11.9	-9.1	14.7	-7.7	1.3	-1.65	1.6	-4.7	1.2	13.1	2.1	-0.14	Rubber remilling and latex processing
-7.4	-14.5	4.0	2.1	-5.2	-4.9	-0.9	-7.2	50.2	-3.0	-5.4	-4.4	-5.1	-11.9	4.4	2.6	-4.4	-4.8	Manufacture of rubber gloves
-1.5	0.5	-0.1	0.5	-5.7	0.6	-11.1	-5.2	10.7	-4.0	-2.6	5.7	5.1	-4.0	3.5	0.8	-0.2	1.0	Manufacture of other rubber products n.e.c.
1.1	1.9	-1.7	-3.6	0.6	-0.4	-10.7	-0.2	12.6	4.0	4.3	-9.8	5.9	-0.5	-0.6	-0.3	1.0	-1.6	Manufacture of plastics products
-4.6	-4.3	-1.7	-5.0	-3.2	1.2	-7.2	2.5	10.7	-0.1	6.8	-6.6	-0.7	-4.2	2.6	-2.0	-3.5	-0.1	Manufacture of semi-manufactures of plastic products
																		Manufacture of finished plastic products
1.2	6.3	-3.0	-1.8	0.2	-1.4	-15.8	-0.7	9.2	6.0	6.8	-11.4	8.2	-2.1	-1.0	0.04	2.9	-3.6	Manufacture of plastic articles for the packing of goods
-2.9	7.5	-2.7	-11.2	3.4	3.4	-11.9	24.3	29.3	-2.1	4.0	-8.6	14.4	1.0	1.7	-1.5	5.1	-11.9	Manufacture of builders' plastics ware
12.6	-5.6	7.4	-4.6	-2.8	-3.5	-2.9	-9.3	28.4	10.7	-0.9	-1.8	-3.7	-1.8	-5.0	0.6	-11.4	1.9	Manufacture of plastic tableware, kitchenware and toilet articles
4.0	6.2	-3.8	-3.2	7.8	0.4	-10.1	-1.4	9.0	3.7	0.6	-16.3	15.9	7.1	-1.8	0.8	8.8	0.7	Manufacture of diverse plastic products n.e.c.
14.7	-8.5	-13.9	4.2	20.1	6.1	-3.1	-4.1	6.5	-7.7	-0.3	-7.6	1.7	-0.3	-10.0	2.7	16.5	4.0	Manufacture of glass and glass products

Jadual Table **1.4c** : Nilai Jualan Sektor Pembuatan Mengikut Kumpulan: Perubahan Peratusan Bulanan/Suku Tahunan
 : Sales Value of Manufacturing Sector by Group: Monthly/Quarterly Percentage Change

Kod Kumpulan Group code	Keterangan Kumpulan/Tempoh	2022				2023				2022					
		Q1	Q2	Q3	Q4	Q1	Q2	Q3	Q4	Jan.	Feb.	Mac	Apr.	Mei	Jun
239	Pembuatan pengeluaran galian bukan logam t.t.t.l.	10.2	-10.4	-0.5	7.7	12.9	-10.8	0.5	6.9	4.7	-5.1	6.1	-6.6	-10.5	3.1
23911 & 23921	Pembuatan mortar refraktori dan konkrit & Pembuatan seramik bukan refraktori	11.1	-23.6	-1.6	11.2	10.7	-6.4	2.3	6.3	3.9	-6.5	5.3	-22.6	-13.4	22.2
23930	Pembuatan produk porselin dan seramik lain	-3.0	5.3	-3.8	-3.5	-0.6	-6.9	1.2	5.8	-2.9	0.1	-2.4	5.5	0.9	2.3
23941	Pembuatan simen hidrolik	8.4	-5.7	-0.1	12.5	15.2	-12.2	-3.2	6.4	-2.9	3.3	6.0	-3.7	-10.7	1.5
23951	Pembuatan konkrit dan mortar siap bancuh dan banchuan kering	4.4	-7.3	1.0	6.4	13.7	-11.0	0.5	4.4	2.8	-6.6	6.9	-8.4	-1.6	0.6
23952 & 23953 & 23959	Pembuatan konkrit pratuangan, simen atau artikel batu buatan yang digunakan dalam pembinaan; Pembuatan komponen struktur pasang siap untuk bangunan atau kejuruteraan awam dari simen, batu atau konkrit buatan & Pembuatan artikel konkrit, simen dan plaster lain t.t.t.l.	11.3	-14.4	-1.5	7.0	11.7	-9.8	2.8	8.4	6.6	-10.5	5.4	-4.0	-16.2	0.7
23990	Pembuatan produk mineral bukan logam lain t.t.t.l. Industri lain	23.2	-6.6	0.8	3.5	11.2	-14.5	3.7	10.2	21.7	-1.2	9.2	-10.4	-8.4	14.4
19.7		-15.2	-1.0	4.2	20.4	-6.7	-6.7	1.0	13.0	-4.5	7.9	-15.0	-3.0	-5.2	
241 (24101 & 24102 & 24103 & 24104 & 24109)	Pembuatan besi dan keluli asas	-4.0	-18.6	7.6	19.4	2.2	-19.1	7.2	21.5	3.4	-11.9	5.5	-6.8	-13.5	-9.9
242 (24201 & 24202 & 24209)	Pembuatan logam asas berharga dan logam bukan ferus lain	0.7	-17.1	0.7	24.0	-0.8	-18.9	-1.0	27.6	-3.0	0.9	1.1	-1.7	-21.0	-10.0
243	Pengacuan logam	-3.3	6.2	-6.0	14.1	-6.7	5.6	1.2	5.3	-10.4	-3.9	11.5	6.3	-5.8	-6.0
251 & 252	Pembuatan produk struktur logam, tangki, takungan, penjana wap, senjata dan peluru	9.4	-8.3	-3.8	10.3	10.1	-0.8	-6.3	8.8	11.5	-12.7	1.0	-4.7	-3.2	7.5
25113 & 25119	Pembuatan pintu, tingkap dan bingkai, penutup tingkap dan pintu pagar daripada logam & Pembuatan produk struktur logam lain	16.6	-13.1	-5.5	11.0	14.5	-0.9	-8.7	8.3	19.7	-14.8	2.1	-10.0	-1.0	4.1
25120	Pembuatan tangki, takungan dan kontena daripada logam Industri lain	-7.4	6.6	-1.2	9.3	-0.7	0.4	0.0	11.2	-7.8	-5.8	-2.5	11.7	-8.7	16.0
4.1		-10.2	14.2	3.8	9.8	-8.7	-3.0	-3.7	5.2	-13.1	3.9	-10.6	-1.1	10.8	
259	Pembuatan lain-lain produk yang direka daripada logam; aktiviti perkhidmatan kerja logam	0.7	0.4	-7.8	9.2	4.5	-3.5	-1.3	10.7	-0.4	-6.3	2.8	9.2	-11.0	-1.3
25910	Tempaan, tekanan, hentakan dan bentuk gelekkan logam; serbuk metalurgi	6.1	2.0	3.2	3.6	-1.0	0.2	1.5	2.5	0.5	-2.9	7.1	0.2	-4.9	4.7
25920	Rawatan dan penyalutan logam; menggunakan mesin	-2.5	2.0	1.4	16.8	10.9	-15.7	-6.4	21.5	-3.9	-6.2	11.1	3.2	-12.8	9.5
25991	Pembuatan tin untuk produk makanan dan minuman, tiub dan kotak boleh dilipat	-2.1	-9.9	1.0	-1.4	3.7	-0.4	7.0	10.7	0.2	-9.5	-1.3	-0.7	-12.4	10.6
25992 & 25993	Pembuatan kabel, plaited bands (jalur/pita berpintal) dan artikel seumpamanya daripada logam & Pembuatan bolt, skru, nat dan produk uliran seumpamanya	2.7	-4.2	-20.8	11.3	6.7	-3.5	-5.2	9.7	1.7	-8.1	3.9	3.7	-5.3	-12.1
25994	Pembuatan barangan rumah daripada logam	11.0	0.6	7.9	-0.8	9.0	-1.3	0.7	4.3	7.2	-8.2	18.0	-9.3	1.9	3.6
25999	Pembuatan produk lain yang direka daripada logam t.t.t.l. Industri lain	-3.8	17.4	-5.2	14.3	0.6	-1.9	-2.3	13.5	-6.6	-0.1	-4.1	40.6	-21.5	0.8
8.5		-5.0	2.4	17.6	21.8	-1.1	7.3	8.0	19.3	-20.6	13.4	3.6	-12.1	-1.5	
261	Pembuatan komponen dan papan elektronik	4.5	2.3	16.4	0.5	-2.7	-5.6	6.7	-7.6	-12.3	11.4	16.3	-15.9	3.2	13.3
26101 & 26102	Pembuatan diod, transistor dan alatan semikonduktor yang seumpamanya & Pembuatan litar elektronik bersepadu dengan pemasangan mikro	11.0	-0.8	11.8	0.2	-4.9	-8.1	11.3	-9.5	-6.0	11.7	17.4	-16.6	-2.3	15.8
26103 & 26104 & 26105	Pembuatan kapasitor dan perintang elektrik & Pembuatan papan litar bercetak & Pembuatan komponen paparan	-5.0	7.6	24.5	0.3	1.3	-4.2	-1.0	-6.6	-22.5	13.3	14.2	-15.5	12.8	10.0
26109	Pembuatan komponen lain untuk aplikasi elektronik	-2.5	7.2	11.8	7.5	-10.1	23.3	21.0	7.3	-4.5	-10.7	18.2	-7.9	8.9	6.5
262 (26201 & 26202)	Pembuatan komputer dan kelengkapan peranti	6.4	11.5	-26.4	10.0	8.0	12.9	-17.5	3.6	2.5	8.4	-8.2	38.7	-30.5	13.8
263/ 26300	Pembuatan peralatan komunikasi	-4.0	-4.0	1.2	8.1	5.5	30.0	14.5	-12.4	-11.4	-1.3	28.2	-26.0	3.2	26.3
264/ 26400	Pembuatan peralatan elektronik pengguna	-3.9	-8.3	11.3	-6.4	-5.0	-2.6	20.6	-8.2	1.2	-8.4	19.1	-7.3	-15.6	4.6
265	Pembuatan kelengkapan mengukur, menguji, memandu arah dan kawalan; jam tangan dan jam	0.7	-11.5	25.0	4.3	-10.8	-13.0	23.7	12.4	3.8	-31.6	15.6	-17.9	2.8	30.9
26511 & 26512	Pembuatan kelengkapan mengukur, menguji, memandu arah dan kawalan & Pembuatan kelengkapan kawalan proses perindustrian	4.2	-14.5	27.4	4.8	-8.9	-14.2	22.6	13.4	5.3	-33.3	16.7	-21.4	3.8	33.1
26520	Pembuatan jam tangan dan jam dan bahagiannya	-21.2	13.1	10.1	0.4	-25.3	-2.4	32.9	4.5	-8.6	-16.5	7.8	10.3	-2.8	17.6
266/ 26600	Pembuatan peralatan penyinaran, perubatan elektro dan elektroterapeutik	-33.5	31.3	6.9	3.4	-12.0	-5.5	10.8	17.9	-9.5	1.8	11.1	29.1	-24.6	42.7

2023																		Group Description/Period
Jul.	Ogo.	Sep.	Okt.	Nov.	Dis.	Jan.	Feb.	Mac	Apr.	Mei	Jun	Jul.	Ogo.	Sep.	Okt.	Nov.	Dis.	
0.2	2.5	-1.7	-0.6	11.0	3.9	3.5	2.6	3.3	-9.7	-6.3	0.4	0.4	2.6	0.6	-2.9	11.7	2.5	Manufacture of non-metallic mineral products n.e.c.
																		Manufacture of refractory mortars and concretes
-10.8	-1.7	8.4	-4.3	12.7	6.2	-1.3	3.9	3.6	-8.9	0.02	-2.5	-3.0	4.4	12.3	-5.7	6.1	-2.9	Manufacture of non-refractory ceramic
-0.7	-5.2	-4.1	-0.6	1.3	2.6	3.3	-4.8	-8.4	-0.3	2.5	-2.7	2.9	2.2	-6.3	7.9	3.9	-2.6	Manufacture of other porcelain and ceramic products
0.1	5.0	-1.8	3.6	11.2	1.9	8.1	0.3	4.4	-8.6	-10.3	0.6	0.5	0.5	-2.3	-0.3	13.1	-1.4	Manufacture of hydraulic cement
-0.7	4.3	-2.9	-3.5	12.6	6.9	2.3	2.5	2.2	-12.4	-1.4	0.4	1.3	0.2	-2.3	-4.0	13.6	3.6	Manufacture of ready-mix and dry-mix concrete and mortars
																		Manufacture of precast concrete, cement or artificial stone articles for use in construction
3.0	3.2	-2.3	-1.3	10.4	5.4	1.0	3.1	4.1	-9.1	-7.6	2.4	0.7	4.2	1.2	-4.3	12.6	6.9	Manufacture of prefabricated structural components for building or civil engineering of cement, concrete or artificial stone
																		Manufacture of other articles of concrete, cement and plaster n.e.c.
-0.3	-5.4	-3.4	1.4	10.2	-1.1	1.5	10.5	-0.1	-12.7	-6.3	-2.8	1.2	7.7	4.7	-2.0	10.1	-0.7	Manufacture of other non-metallic mineral products n.e.c.
-2.0	5.9	5.3	-8.4	12.1	-0.4	15.0	-2.7	9.2	-8.2	-3.0	-3.7	-5.6	-0.2	7.5	-4.9	1.6	1.0	Other industry
-6.6	32.5	19.4	-1.3	0.7	-2.5	-0.6	3.3	6.2	-16.2	-10.9	-3.2	-6.3	18.4	23.9	-1.7	5.9	-3.9	Manufacture of basic iron and steel
-0.1	14.7	21.7	4.4	-1.6	4.5	-4.7	0.9	3.2	-3.7	-17.3	-22.4	-5.3	31.1	30.4	1.7	-2.7	0.4	Manufacture of basic precious and other non-ferrous metals
-14.4	21.8	5.7	-0.4	5.1	1.7	-9.1	-2.6	4.9	2.0	-0.9	5.3	-14.1	19.4	3.0	1.7	-4.6	-2.6	Casting of metals
-6.4	-0.4	-2.2	5.0	3.6	12.6	4.3	-8.3	6.5	-0.9	-2.0	0.6	-6.4	0.7	-0.1	1.0	6.7	8.7	Manufacture of structural metal products, tanks, reservoirs , steam generators , weapons and ammunition
																		Manufacture of metal doors, windows and their frames, shutters and gates
-6.7	-1.7	0.0	4.0	3.0	15.4	6.0	-5.0	2.6	-0.3	-0.4	-1.0	-10.8	5.4	-1.3	-1.6	7.9	10.7	Manufacture of other structural metal products
-6.6	1.0	-5.1	7.0	5.2	5.6	0.6	-17.1	18.7	-1.5	-6.7	5.0	4.5	-9.5	3.7	7.9	3.8	4.5	Manufacture of tanks, reservoirs and containers of metal
3.6	18.5	-22.3	8.1	2.3	18.5	-0.1	-5.7	5.1	-10.7	1.1	0.8	1.0	-3.2	-8.4	-0.5	6.0	-0.4	Other industry
-4.4	1.5	1.0	5.3	0.6	6.3	1.3	0.6	-4.4	2.8	-4.5	-1.4	-0.4	1.8	1.2	4.6	1.6	9.9	Manufacture of other fabricated metal products; metal working service activities
																		Forging, pressing, stamping and roll-forming of metal; powder metallurgy
-0.6	2.8	1.5	3.0	-1.5	-0.8	0.4	-2.6	4.1	-0.4	-2.3	1.1	0.9	3.4	-4.7	4.6	-0.3	0.9	Treatment and coating of metals; machining
1.3	-9.9	18.0	3.2	-0.8	17.0	9.0	-3.9	-16.8	1.8	-7.3	0.4	-0.9	-9.4	9.8	10.4	-1.3	24.0	Manufacture of tins and cans for food products, collapsible tubes and boxes
-4.4	5.8	-1.4	-3.8	-0.4	5.6	-0.3	1.4	-1.4	-1.0	1.3	0.5	0.2	8.5	0.9	1.1	1.7	14.5	Manufacture of metal cable, plaited bands and similar articles
																		Manufacture of bolts, screws, nuts and similar threaded products
-9.3	-2.7	-3.3	12.4	-0.8	8.3	1.8	2.0	-4.8	-0.6	0.4	-2.1	-3.6	-0.8	0.2	5.8	1.7	8.0	
9.3	-5.0	-2.6	2.0	-2.1	6.4	7.8	-2.8	-1.0	4.4	-2.5	-6.7	7.6	-0.8	-1.6	7.0	-3.2	3.0	Manufacture of metal household articles
-3.7	9.2	2.1	5.0	4.2	4.6	-3.4	2.4	-5.5	12.6	-13.9	-3.1	1.4	3.9	3.4	3.6	3.2	10.8	Manufacture of any other fabricated metal products n.e.c.
7.2	3.0	-2.8	10.6	10.9	0.2	15.6	0.4	4.5	2.0	-5.8	-6.7	9.1	7.6	0.3	1.0	8.2	-3.4	Other industry
-5.6	12.1	11.8	-6.7	-2.9	-4.5	-12.8	15.9	14.7	-21.2	0.4	13.4	-8.3	5.6	9.3	-9.2	-7.5	-2.3	Manufacture of electronic components and boards
																		Manufacture of diodes, transistors and similar semiconductor devices
-8.2	12.5	8.4	-3.8	-7.6	0.9	-14.5	10.0	18.9	-26.3	3.4	17.2	-5.0	3.1	7.5	-9.1	-10.8	4.2	Manufacture of electronic integrated circuits micro assemblies
																		Manufacture of electrical capacitors and resistors
-1.0	11.7	16.2	-11.5	5.1	-11.4	-10.6	25.8	9.0	-15.3	-4.3	8.1	-13.3	9.7	10.0	-9.7	-2.7	-11.5	Manufacture of printed circuit boards
																		Manufacture of display components
-9.2	9.7	22.9	1.5	-9.3	-12.0	-7.2	4.2	19.2	-2.9	9.1	16.2	-6.3	6.4	27.7	-5.9	-6.0	-0.8	Manufacture of other components for electronic applications
-16.9	6.6	-32.8	47.0	-8.3	8.0	2.1	9.7	-7.9	30.7	-15.4	-3.9	-1.5	5.2	-34.7	42.3	-7.7	6.3	Manufacture of computers and peripheral equipment
-32.1	24.8	25.2	-15.3	0.7	9.7	-12.4	4.4	29.2	-0.9	3.8	21.5	-16.1	16.2	21.0	-29.8	0.9	14.6	Manufacture of communication equipment
3.2	10.9	10.5	-13.9	5.2	-13.7	-5.5	3.8	19.2	-15.8	2.0	2.2	7.6	7.1	14.1	-12.9	-1.2	-13.8	Manufacture of consumer electronics
-1.1	6.2	4.4	-1.2	-0.1	1.9	-7.1	-14.4	15.5	-24.5	6.6	17.0	-0.6	5.1	19.4	-0.4	-1.8	0.9	Manufacture of measuring, testing, navigating and control equipment; watches and clocks
																		Manufacture of measuring, testing, navigating and control equipment
-1.5	7.0	5.8	-2.5	-0.2	4.3	-6.7	-14.5	16.4	-25.9	7.0	16.6	-2.5	6.0	21.1	-0.9	-1.7	1.6	Manufacture of industrial process control equipment
1.3	0.7	-5.2	9.0	0.5	-15.1	-10.4	-13.7	7.7	-10.8	4.1	20.0	14.8	-1.0	7.0	3.4	-2.5	-4.2	Manufacture of watches and clocks and parts
-10.6	15.9	-15.0	5.2	17.0	-17.4	-10.8	2.4	14.9	-16.8	-1.5	12.2	-6.3	16.3	-1.8	10.6	8.6	-8.1	Manufacture of irradiation, electromedical and electrotherapeutic equipment

Jadual Table **1.4c** : Nilai Jualan Sektor Pembuatan Mengikut Kumpulan: Perubahan Peratusan Bulanan/Suku Tahunan
 : Sales Value of Manufacturing Sector by Group: Monthly/Quarterly Percentage Change

Kod Kumpulan Group code	Keterangan Kumpulan/Tempoh	2022				2023				2022					
		Q1	Q2	Q3	Q4	Q1	Q2	Q3	Q4	Jan.	Feb.	Mac	Apr.	Mei	Jun
267 (26701 & 26702) & 268 (26800)	Pembuatan peralatan optikal, kelengkapan fotografi, media magnetik dan optikal	-11.5	5.4	19.2	-1.6	1.9	0.5	21.7	2.4	-14.8	-3.7	18.3	-9.6	-9.9	41.5
271	Pembuatan motor elektrik, penjana, transformer dan perkakasan pengagihan dan pengawalan elektrik	2.9	9.1	9.9	-3.9	-5.4	5.9	25.5	-11.8	-5.7	-3.4	16.8	3.2	-11.4	14.4
	27101 Pembuatan motor elektrik, penjana dan transformer	-1.7	9.5	1.0	-7.7	-11.7	-0.8	32.2	-11.1	-8.1	-12.6	19.1	10.0	-16.8	14.6
	27102 Pembuatan perkakasan pengagihan dan pengawalan elektrik	5.4	8.9	14.4	-2.2	-2.8	8.5	23.2	-12.0	-4.3	1.8	15.7	-0.2	-8.4	14.3
272/ 27200	Pembuatan bateri dan akumulator	-8.5	12.2	43.0	7.6	-25.3	8.8	-15.4	16.9	10.5	-12.9	8.3	-5.0	10.6	28.3
273	Pembuatan pendawaian dan peranti pendawaian	-10.0	1.6	-0.9	-7.3	-2.9	-2.1	4.4	-3.6	-4.9	-7.3	1.7	10.9	-12.3	4.2
	27310 Pembuatan kabel gantian optikal	-14.4	10.9	-6.3	3.2	15.2	15.4	1.7	-13.2	-25.4	-0.1	6.6	16.8	-14.9	3.5
	27320 Pembuatan wayar dan kabel elektronik dan elektrik lain	-10.4	1.4	0.4	-7.2	-4.0	-3.3	4.6	-2.7	-5.4	-7.4	0.3	11.9	-12.6	4.2
	27330 Pembuatan alatan pendawaian pembawa dan bukan pembawa arus untuk litar elektrik (tanpa mengira jenis bahan)	-2.0	0.8	-15.7	-14.6	2.5	4.0	4.3	-8.1	15.5	-10.0	18.0	-3.2	-7.4	5.6
274/ 27400	Pembuatan kelengkapan pencahayaan elektrik	-2.0	6.5	12.6	-1.8	-7.2	-1.4	30.4	-8.8	5.2	7.4	15.6	-10.5	4.6	8.2
275/ 27500	Pembuatan perkakasan domestik	-12.1	5.4	10.0	-3.3	-8.4	2.3	7.1	-14.4	-7.7	-18.5	13.4	9.1	-9.1	5.3
279/ 27900	Pembuatan kelengkapan elektrik lain	-10.6	-4.3	11.6	5.5	-2.1	8.2	8.0	-6.9	-13.7	-3.1	5.0	-9.6	-2.5	16.2
281 & 282	Pembuatan jentera kegunaan umum dan kegunaan khas	-9.6	14.5	-2.7	5.6	-10.8	6.6	-8.5	13.4	-4.6	-7.5	1.1	20.0	-9.4	11.5
	28120 Pembuatan alat-alat kuasa bendalir &	-36.7	41.2	13.5	0.2	-29.8	-1.3	6.2	36.3	-30.2	-9.6	-1.8	58.1	-17.4	19.0
	28130 Pembuatan pam, pemampat, kepala paip dan injap lain														
	28180 & Pembuatan alatan tangan yang menggunakan kuasa dilengkapkan dengan motor elektrik atau bukan motor elektrik atau pneumatik	-16.3	26.5	-6.1	5.8	-15.2	8.5	-5.8	16.1	-10.8	-5.1	-5.1	36.9	-6.4	5.3
	28220 Pembuatan jentera pembentukan logam dan alatan mesin														
	28192 Pembuatan mesin penyaman udara, termasuk untuk kenderaan bermotor	-6.0	6.0	-20.8	-3.2	-3.6	11.6	-25.8	23.4	4.1	-5.9	0.9	17.7	-16.8	9.1
	28290 Pembuatan lain-lain mesin bertujuan khas t.t.t.l. Industri lain	0.7	21.8	16.5	13.0	-14.7	-1.5	-14.3	11.1	1.4	-10.0	9.9	12.8	-10.9	41.7
		-5.1	4.6	3.5	8.8	-4.4	8.5	3.6	3.3	-3.8	-9.2	2.2	6.4	-0.6	1.6
291 (29101 & 29102)	Pembuatan kenderaan bermotor	-26.1	-5.4	6.2	44.0	-13.6	-20.2	18.3	37.9	-21.3	-7.4	0.9	1.8	-8.3	1.1
292/ 29200	Pembuatan kerangka (coachwork) untuk kenderaan bermotor; pembuatan treler dan semi treler	-1.2	4.6	-26.2	37.8	-0.6	-2.3	-5.2	19.8	0.2	-13.6	42.9	6.2	-17.6	-21.3
293/ 29300	Pembuatan alat ganti dan aksesori untuk kenderaan bermotor	0.2	4.1	8.5	-2.9	4.2	1.1	9.8	-1.9	-1.6	-2.4	19.8	-5.5	-3.9	4.5
301 (30110 & 30120)	Pembinaan kapal dan bot	-17.9	-9.4	1.0	31.3	5.0	-5.7	-24.6	27.6	-7.1	-8.2	10.8	5.5	-32.9	20.6
302, 303, 304 & 309	Pembuatan lokomotif keretapi, rolling stock, kapal angkasa dan udara, jentera berkaitan, kenderaan tempur ketenteraan, dan kelengkapan pengangkutan t.t.t.l.	2.0	1.2	-4.0	18.0	-15.9	-1.6	2.6	17.7	-1.3	-11.2	20.3	3.8	-15.5	1.0
	30910 Pembuatan motosikal	5.5	22.6	-1.5	13.1	-18.2	6.1	12.2	7.7	-3.2	-9.1	12.4	23.2	-7.2	-0.2
	30920 Pembuatan basikal dan invalid carriages Industri lain	-2.7	9.2	-2.0	12.7	-22.5	-1.0	-15.1	12.6	-4.6	-17.9	36.0	-0.9	-4.1	-1.9
		3.1	-11.2	-6.6	24.1	-11.0	-5.6	6.6	25.4	1.2	-8.6	16.4	-1.3	-25.4	3.6
310	Pembuatan perabot	5.1	-23.5	-3.1	21.5	4.6	-20.4	-2.5	35.2	7.9	-11.2	8.1	-15.3	-9.0	-15.5
	31001 Pembuatan perabot kayu dan rotan Industri lain	14.3	-30.7	3.6	16.6	8.2	-24.6	2.4	30.6	12.2	-12.1	13.2	-28.7	-9.2	-1.0
		-3.7	-15.2	-9.2	26.7	1.0	-16.0	-7.1	39.9	3.4	-10.1	2.6	1.0	-8.8	-27.9
321 (32110 & 32120)	Pembuatan barang kemas, bijouterie dan artikel berkaitan	3.5	35.0	-16.1	-0.3	-5.7	16.6	-15.4	13.6	11.6	-15.6	3.6	35.2	8.3	-5.6
322, 325 & 329	Pembuatan instrumen muzik, peralatan dan bekalan perubatan dan pergigian dan pembuatan lain t.t.t.l.	1.4	-0.5	5.8	-6.1	5.6	12.9	5.2	-11.8	0.02	-2.9	2.4	3.0	-5.9	-0.2
	32901 Pembuatan alat tulis Industri lain	5.7	6.8	15.0	-17.1	12.4	3.5	-0.3	-9.6	0.8	-2.2	7.6	0.4	0.9	4.3
		0.2	-2.7	2.7	-2.1	3.5	16.1	6.9	-12.5	-0.2	-3.1	0.9	3.9	-8.0	-1.7
323/ 32300	Pembuatan barangan sukan	11.4	-6.3	-7.5	19.6	12.5	4.8	-20.9	11.5	-0.3	1.1	8.4	4.1	-20.2	-5.7
324/ 32400	Pembuatan permainan dan mainan	-3.3	-2.7	-27.3	11.3	-8.7	26.5	-26.2	-3.9	1.2	-2.5	-1.7	20.3	-6.4	-42.5
331 & 332	Pembaikan pemasangan produk logam, jentera, kelengkapan dan pemasangan jentera perindustrian dan kelengkapan	-4.6	-18.0	4.1	30.4	-3.6	-14.9	3.4	19.6	-1.7	-13.3	27.1	-6.6	-32.0	0.6
	33150 Pembaikan dan penyelenggaraan kelengkapan pengangkutan kecuali motosikal dan basikal Industri lain	-2.0	-14.3	8.7	24.8	-5.2	-15.1	8.7	18.8	-8.4	-18.6	66.0	-10.6	-37.6	-0.6
		-6.0	-20.0	1.4	34.0	-2.6	-14.8	0.3	20.1	2.1	-10.6	9.5	-3.9	-28.4	1.3
Jumlah Pembuatan		-2.7	6.8	5.4	1.5	-5.3	-2.3	3.3	1.7	-3.4	-5.2	9.8	2.3	-4.0	8.1

2023																		Group Description/Period	
Jul.	Ogo.	Sep.	Okt.	Nov.	Dis.	Jan.	Feb.	Mac	Apr.	Mei	Jun	Jul.	Ogo.	Sep.	Okt.	Nov.	Dis.		
-0.5	1.5	-4.6	-6.7	12.6	-0.3	-8.1	1.8	17.1	-12.8	1.6	7.1	10.3	7.6	-0.3	-1.1	3.7	-3.4	Manufacture of optical instruments, photographic equipment, magnetic and optical media	
1.6	5.8	-2.2	-2.2	-1.0	-4.3	-0.6	-6.6	9.0	-1.5	2.4	6.9	12.4	7.9	2.1	-10.6	-5.8	-4.0	Manufacture of electric motors, generators, transformers and electricity distribution and control apparatus	
0.8	-1.5	-4.3	-4.5	8.1	-14.8	1.2	-8.7	1.8	-0.2	0.2	3.3	14.4	19.1	0.9	-9.9	-8.7	-4.4	Manufacture of electric motors, generators and transformers	
2.0	9.4	-1.3	-1.2	-4.8	0.6	-1.3	-5.8	11.9	-2.0	3.2	8.2	11.8	4.0	2.6	-10.8	-4.6	-3.8	Manufacture of electricity distribution and control apparatus	
4.2	8.9	21.3	4.7	-21.8	11.3	-15.6	-13.6	-3.5	11.7	0.9	13.3	-33.3	12.2	22.4	1.9	-4.0	0.0	Manufacture of batteries and accumulators	
-0.6	4.8	-5.0	-4.7	-1.6	0.5	-2.3	0.7	-2.6	-0.7	-0.7	1.8	1.0	2.7	1.6	-2.8	-2.2	-3.9	Manufacture of wiring and wiring devices	
2.5	6.1	-26.9	6.5	18.0	15.6	2.3	-7.2	7.5	4.1	12.3	0.6	2.1	8.7	-28.1	7.8	-9.6	16.1	Manufacture of fibre optic cables	
0.03	5.5	-3.9	-4.8	-2.3	-0.5	-2.3	1.0	-3.7	-0.5	-2.1	2.2	1.3	1.8	3.9	-2.9	-2.0	-4.7	Manufacture of other electronic and electric wires and cables	
-10.2	-6.5	-9.0	-8.3	-1.4	7.5	-5.4	2.1	7.2	-7.2	10.9	-2.3	-4.1	12.0	-3.2	-7.4	-0.9	-5.0	Manufacture of current-carrying and non current-carrying wiring devices for electrical circuits regardless of material	
-5.0	15.3	2.1	-12.3	7.4	1.8	-11.6	1.0	2.1	-10.7	13.1	-0.5	20.6	7.2	-1.2	-7.0	-0.7	-8.6	Manufacture of electric lighting equipment	
1.9	13.1	-2.7	-4.7	-2.3	2.8	-12.3	0.4	9.3	-0.8	-6.6	4.8	-1.8	17.7	-9.2	-10.7	-3.5	-1.8	Manufacture of domestic appliances	
-8.9	13.4	7.9	-2.7	-1.5	0.3	-1.4	-2.6	4.0	-1.4	10.2	2.8	-0.4	2.1	5.4	-8.6	-1.4	-4.0	Manufacture of other electrical equipment	
-10.9	8.3	-1.7	0.2	2.8	5.6	-12.6	-4.5	1.9	7.8	-0.2	-2.0	-12.3	7.4	2.7	2.7	9.1	0.0	Manufacture of general-purpose and special-purpose machinery	
-8.3	27.3	-0.8	2.6	-8.8	-9.8	-17.2	0.5	-19.0	15.1	-3.7	4.6	-16.6	11.7	46.7	-0.4	10.9	-7.4	Manufacture of fluid power equipment	
-4.3	-4.6	0.1	-0.2	10.0	2.6	-15.9	-4.3	-3.0	11.7	0.3	1.5	-10.1	4.2	2.3	1.0	15.8	3.1	Manufacture of other pumps, compressors, taps and valves	
-21.0	5.1	-7.2	0.2	-4.8	9.8	-6.7	-4.9	6.6	13.8	2.8	-18.4	-23.6	18.2	-4.2	7.8	13.8	6.6	Manufacture of power-driven hand tools with self-contained electric or non-electric motor or pneumatic drives	
-14.9	18.4	4.2	-0.7	-1.4	18.4	-22.5	-6.8	11.7	3.9	-17.9	8.1	-9.4	-17.4	28.2	1.9	-1.5	0.2	Manufacture of metal-forming machinery and machine tools	
-4.2	12.4	-3.2	0.7	9.3	0.3	-5.1	-3.8	0.5	2.0	10.3	1.7	-7.8	17.5	-9.9	2.3	7.0	-4.9	Manufacture of air-conditioning machines, including for motor vehicles	
1.6	1.2	18.1	7.0	30.7	-0.4	-17.5	-10.8	13.5	-33.9	29.5	-9.7	17.7	-7.3	13.2	19.7	16.6	-5.5	Manufacture of other special-purpose machinery n.e.c.	
-15.2	8.1	14.2	20.4	7.7	-7.5	1.9	-8.3	19.2	-6.6	3.7	-18.8	10.5	-2.5	-1.5	21.7	5.0	-8.6	Other industry	
6.4	3.7	-6.0	-8.1	16.9	-6.4	0.4	-0.8	11.1	-14.7	19.0	-4.6	9.3	1.2	-8.2	-3.1	13.7	-6.2	Manufacture of motor vehicles	
-1.5	-1.3	17.0	29.5	-8.1	-8.6	8.1	0.9	17.1	9.2	-32.2	-3.8	-17.4	0.6	24.8	26.2	-18.1	-1.4	Manufacture of bodies (coachwork) for motor vehicles; manufacture of trailers and semi-trailers	
-1.9	2.4	4.4	12.2	4.1	-3.7	-15.2	-7.8	18.2	-9.4	-0.8	1.9	0.6	1.1	0.8	7.6	18.0	-9.2	Manufacture of parts and accessories for motor vehicles	
2.8	-1.9	-0.9	4.6	13.7	0.9	-19.8	-7.1	6.7	-0.7	2.0	10.7	6.6	-3.8	1.3	-1.2	14.2	0.1	Building of ships and boats	
-5.0	6.8	4.0	10.4	-0.1	-7.7	-16.3	-4.9	3.4	-1.6	2.2	-4.1	-13.6	2.3	-3.7	11.9	7.0	-6.5	Manufacture of railway locomotives, rolling stock, air and spacecraft, related machinery, military fighting vehicles and transport equipment n.e.c	
-2.6	2.3	7.7	17.3	2.0	-3.9	-12.1	-9.7	32.4	-16.5	-3.7	0.4	4.4	3.5	2.4	10.8	24.3	-14.3	Manufacture of motorcycles	
1.9	3.6	23.5	0.6	7.1	-1.0	3.6	-4.7	7.8	-19.5	7.5	-26.1	6.4	5.2	19.7	11.9	8.6	0.7	Manufacture of bicycles and invalid carriages	
-0.6	4.1	16.5	-0.9	9.8	-3.7	5.3	0.3	6.1	-23.5	3.4	-21.9	8.0	10.7	11.1	9.3	12.8	-1.1	Other industry	
4.9	3.0	31.2	2.0	4.5	1.8	2.0	-9.6	9.6	-15.2	11.4	-29.8	4.8	-0.4	29.4	14.4	4.7	2.4	Manufacture of furniture	
-24.5	7.6	20.5	-17.2	10.4	-7.0	4.2	-11.9	-0.3	18.4	8.1	-6.3	-24.6	5.9	29.3	-11.8	12.8	-2.6	Manufacture of wooden and cane furniture	
5.3	4.9	-1.6	-9.1	3.2	1.9	1.5	2.9	-0.7	10.3	8.8	-10.9	7.8	5.1	-2.4	-8.9	-4.3	-1.3	Other industry	
15.4	4.4	-18.1	-5.7	-0.5	-0.8	14.3	-0.7	-1.4	5.7	1.2	-5.0	2.0	7.6	-11.8	-1.4	-7.0	6.9	Manufacture of jewellery, bijouterie and related articles	
1.7	5.1	5.0	-10.2	4.4	2.7	-2.3	4.1	-0.5	11.8	11.2	-12.5	9.6	4.4	0.4	-10.8	-3.5	-3.6	Manufacture of musical instruments, medical and dental instruments and supplies and other manufacturing n.e.c.	
8.4	-12.4	16.0	8.0	7.4	0.5	6.3	-4.0	18.2	13.7	-15.9	-19.8	6.3	-15.9	11.1	7.5	1.1	5.9	Manufacture of stationery	
-2.9	16.6	9.2	-0.3	7.1	-11.7	-0.8	-14.5	26.5	17.0	21.4	-40.4	-9.0	10.0	8.4	0.04	-14.4	-7.0	Other industry	
1.9	10.1	29.7	3.2	9.9	-6.7	-4.5	-3.4	15.1	-1.9	-30.4	1.0	0.03	10.4	28.8	-3.6	7.6	-7.0	Manufacture of sports goods	
7.5	8.1	46.1	-6.8	9.6	-8.2	-8.3	-4.4	28.8	1.0	-40.9	-0.9	3.8	21.0	39.0	-9.8	7.0	-8.7	Manufacture of games and toys	
-1.1	11.3	20.2	10.1	10.2	-5.9	-2.3	-2.9	7.8	-3.6	-23.4	2.0	-1.8	4.8	22.5	0.7	7.9	-5.9	Repair of fabricated metal products, machinery and equipment and installation of industrial machinery and equipment	
-3.3	6.1	2.7	-1.8	0.2	-1.7	-5.4	-1.9	7.6	-7.2	1.3	0.4	-2.4	5.7	3.7	-0.7	-1.1	-3.3	Repair and maintenance of transport equipment except motorcycles and bicycles	
																			Other industry
																			Total Manufacturing

Jadual
Table **1.5a** : Bilangan Pekerja Bergaji Sektor Pembuatan Mengikut Kumpulan
: Number of Paid Employees of Manufacturing Sector by Group

Kod Kumpulan Group code	Keterangan Kumpulan/Tempoh			2022				2023
		2022	2023	Q1	Q2	Q3	Q4	Q1
101	Pemprosesan dan pengawetan daging	13,600	14,664	13,034	13,064	13,471	13,600	13,849
102	Pemprosesan dan pengawetan ikan, krustasea dan moluska	16,751	17,342	15,936	16,347	16,545	16,751	17,382
	10201 Pengetinan ikan, krustasea dan moluska &							
	10202 Pemprosesan dan pengawetan ikan, krustasea dan moluska	14,170	14,485	13,433	13,704	13,881	14,170	14,711
	Industri lain	2,581	2,857	2,503	2,643	2,664	2,581	2,671
103	Pemprosesan dan pengawetan buah-buahan dan sayur - sayuran	9,962	10,127	10,310	10,217	10,073	9,962	10,536
	10303 Pengetinan nanas &							
	10304 Pembuatan jem, marmalad dan sajian jeli	620	570	485	531	530	620	568
	Industri lain	9,342	9,557	9,825	9,686	9,543	9,342	9,967
104	Pembuatan minyak dan lemak daripada sayuran dan haiwan	84,266	89,888	79,916	80,103	82,207	84,266	85,462
	10404 & Pembuatan minyak sayuran mentah dan bertapis	4,052	4,477	3,752	3,824	3,839	4,052	4,124
	10406 Pembuatan sebatian lemak masakan							
	10405 Pembuatan minyak kelapa	2,542	2,631	2,471	2,524	2,539	2,542	2,558
	Industri lain	77,672	82,779	73,693	73,755	75,829	77,672	78,780
105	Pembuatan produk tenusu	13,321	13,874	13,036	13,292	13,178	13,321	13,366
	10502 Pembuatan susu pekat, tepung dan sejat	9,674	9,858	9,553	9,646	9,529	9,674	9,678
	Industri lain	3,648	4,017	3,482	3,646	3,649	3,648	3,689
106	Pembuatan produk bijian, kanji dan produk	11,197	11,538	10,871	10,793	11,051	11,197	11,341
	10611 Pengilangan beras	5,307	5,400	4,994	4,962	5,239	5,307	5,421
	10613 Pengilangan tepung	4,921	5,223	4,872	4,843	4,828	4,921	5,010
	Industri lain	969	915	1,005	987	983	969	910
107	Pembuatan produk makanan lain	130,228	141,851	126,992	126,638	127,916	130,228	132,812
	10711 Pembuatan biskut dan cookies	14,486	14,889	14,439	14,517	14,607	14,486	14,747
	10712 Pembuatan roti, kek dan produk bakeri lain	31,304	33,814	29,286	29,408	29,997	31,304	31,832
	10713 Pembuatan produk snek	8,846	9,620	8,412	8,542	8,530	8,846	8,858
	10721 Pembuatan gula	1,744	1,836	1,769	1,736	1,752	1,744	1,760
	10731 Pembuatan produk koko	2,563	2,644	2,579	2,585	2,650	2,563	2,523
	10732 & Pembuatan coklat dan produk coklat							
	10733 Pembuatan konfeksi gula	7,861	8,634	7,937	8,090	8,259	7,861	7,925
	10793 Pembuatan sos dan bahan perasa	11,546	13,437	10,800	10,948	10,787	11,546	11,881
	10799 Pembuatan produk makanan lain t.t.t.l.	15,127	18,153	16,718	15,541	15,861	15,127	15,474
	Industri lain	36,752	38,825	35,052	35,270	35,475	36,752	37,813
108/ 10800	Pembuatan makanan haiwan tersedia	15,573	13,666	14,820	15,469	15,437	15,573	15,606
110	Pembuatan minuman ringan	16,373	16,805	16,304	16,247	16,144	16,373	16,770
	11041 Pembuatan minuman ringan	10,622	10,717	10,565	10,562	10,512	10,622	10,744
	11042 Pengeluaran air mineral semulajadi dan minuman lain yang dibotolkan	3,923	4,111	4,001	3,979	3,892	3,923	4,197
	Industri lain	1,828	1,976	1,739	1,706	1,740	1,828	1,829
120/ 12000	Pembuatan produk tembakau	1,232	1,259	1,413	1,170	1,198	1,232	1,448
131	Pemintalan, penenunan dan penyiapan tekstil	13,055	13,207	13,206	12,839	13,084	13,055	13,274
	13110 & Penyediaan dan pemintalan gentian tekstil							
	13120 Penenunan tekstil	8,882	9,168	8,983	8,665	8,737	8,882	9,093
	13132 Pewarnaan, pelunturan, percetakan dan penyiapan akhir benang dan fabrik	3,762	3,592	3,750	3,731	3,889	3,762	3,690
	Industri lain	412	447	474	443	458	412	491
139	Pembuatan tekstil lain	14,816	15,096	14,378	14,821	14,813	14,816	14,841
	13910 Pembuatan fabrik dikait dan dikrusye	5,792	5,531	5,903	5,961	5,958	5,792	5,619
	Industri lain	9,024	9,564	8,475	8,859	8,855	9,024	9,222
141	Pembuatan pakaian, kecuali pakaian berbulu	42,584	43,688	42,134	41,677	40,921	42,584	42,881
	14102 Pembuatan pakaian	31,056	31,863	30,268	30,296	29,750	31,056	31,236
	Industri lain	11,528	11,825	11,866	11,381	11,171	11,528	11,645
142 & 143	Pembuatan artikel daripada kulit bulu dan pakaian yang dikait dan dikrusye	1,007	1,093	1,020	1,030	1,010	1,007	1,089
151 (15110 & 15120)	Penyamakan dan pembersihan kulit, pembuatan bagasi, beg tangan, pelana dan abah-abah pembersihan dan pewarnaan bulu	5,843	5,808	6,050	5,698	5,831	5,843	6,032
152	Pembuatan kasut	6,717	7,071	6,349	6,574	6,632	6,717	6,979
	15201 & Pembuatan kasut kulit							
	15203 Pembuatan kasut getah	3,748	3,719	3,501	3,619	3,660	3,748	3,760
	Industri lain	2,969	3,352	2,848	2,955	2,973	2,969	3,219
161/ 16100	Pengilangan dan pengetaman kayu	25,101	24,448	25,671	25,235	25,553	25,101	25,234

			2022	2023	2022				Group Description/Period
Q2	Q3	Q4	(Jan. - Dis.)	(Jan. - Dis.)	Jan.	Feb.	Mac		
14,305	14,857	14,664	13,600	14,664	13,438	13,355	13,034	Processing and preserving of meat	
17,330	17,416	17,342	16,751	17,342	16,312	16,022	15,936	Processing and preserving of fish, crustaceans and molluscs	
								<i>Canning of fish, crustaceans and molluscs</i>	
14,566	14,554	14,485	14,170	14,485	13,735	13,495	13,433	<i>Processing, curing and preserving of fish, crustacean and molluscs</i>	
2,764	2,862	2,857	2,581	2,857	2,577	2,527	2,503	<i>Other industry</i>	
10,835	10,474	10,127	9,962	10,127	10,668	10,568	10,310	Processing and preserving of fruits and vegetable	
								<i>Pineapple canning</i>	
560	570	570	620	570	527	522	485	<i>Manufacture of jams, marmalades and table jellies</i>	
10,275	9,904	9,557	9,342	9,557	10,141	10,046	9,825	<i>Other industry</i>	
85,734	89,500	89,888	84,266	89,888	79,650	80,192	79,916	Manufacture of vegetable and animal oils and fats	
								<i>Manufacture of crude and refined vegetable oil</i>	
4,141	4,465	4,477	4,052	4,477	3,776	3,789	3,752	<i>Manufacture of compound cooking fats</i>	
2,558	2,633	2,631	2,542	2,631	2,442	2,456	2,471	<i>Manufacture of coconut oil</i>	
79,035	82,401	82,779	77,672	82,779	73,433	73,947	73,693	<i>Other industry</i>	
13,280	13,759	13,874	13,321	13,874	12,995	12,961	13,036	Manufacture of dairy products	
9,560	9,830	9,858	9,674	9,858	9,570	9,531	9,553	<i>Manufacture of condensed, powdered and evaporated milk</i>	
3,719	3,928	4,017	3,648	4,017	3,425	3,430	3,482	<i>Other industry</i>	
11,257	11,509	11,538	11,197	11,538	10,872	10,877	10,871	Manufacture of grain mill products, starches and starch products	
5,301	5,390	5,400	5,307	5,400	4,954	4,993	4,994	<i>Rice milling</i>	
5,044	5,202	5,223	4,921	5,223	4,895	4,865	4,872	<i>Flour milling</i>	
912	917	915	969	915	1,023	1,019	1,005	<i>Other industry</i>	
133,853	140,391	141,851	130,228	141,851	126,212	126,006	126,992	Manufacture of other food products	
14,600	14,836	14,889	14,486	14,889	14,445	14,462	14,439	<i>Manufacture of biscuits and cookies</i>	
32,231	33,443	33,814	31,304	33,814	30,572	29,442	29,286	<i>Manufacture of bread, cakes and other bakery products</i>	
8,961	9,202	9,620	8,846	9,620	8,466	8,424	8,412	<i>Manufacture of snack products</i>	
1,783	1,878	1,836	1,744	1,836	1,762	1,769	1,769	<i>Manufacture of sugar</i>	
2,614	2,636	2,644	2,563	2,644	2,590	2,601	2,579	<i>Manufacture of cocoa products</i>	
								<i>Manufacture of chocolate and chocolate products</i>	
7,955	8,566	8,634	7,861	8,634	7,858	7,868	7,937	<i>Manufacture of sugar confectionery</i>	
11,908	12,698	13,437	11,546	13,437	10,313	10,646	10,800	<i>Manufacture of sauces and condiments</i>	
16,158	18,537	18,153	15,127	18,153	15,099	15,643	16,718	<i>Manufacture of other food products n.e.c.</i>	
37,642	38,595	38,825	36,752	38,825	35,109	35,152	35,052	<i>Other industry</i>	
15,188	14,266	13,666	15,573	13,666	14,973	14,866	14,820	Manufacture of prepared animal feeds	
16,865	16,602	16,805	16,373	16,805	16,109	16,283	16,304	Manufacture of beverages	
10,847	10,607	10,717	10,622	10,717	10,288	10,524	10,565	<i>Manufacture of soft drinks</i>	
4,172	4,104	4,111	3,923	4,111	4,029	3,940	4,001	<i>Production of natural mineral waters and other bottled waters</i>	
1,846	1,890	1,976	1,828	1,976	1,793	1,819	1,739	<i>Other industry</i>	
1,254	1,271	1,259	1,232	1,259	1,288	1,432	1,413	Manufacture of tobacco products	
13,204	13,419	13,207	13,055	13,207	13,133	13,126	13,206	Spinning, weaving and finishing of textiles	
								<i>Preparation and spinning of textile fibres</i>	
9,029	9,316	9,168	8,882	9,168	9,003	9,033	8,983	<i>Weaving of textiles</i>	
3,701	3,610	3,592	3,762	3,592	3,639	3,601	3,750	<i>Dyeing, bleaching, printing and finishing of yarns and fabrics</i>	
474	493	447	412	447	491	492	474	<i>Other industry</i>	
15,173	15,177	15,096	14,816	15,096	14,477	14,393	14,378	Manufacture of other textiles	
5,657	5,593	5,531	5,792	5,531	5,941	5,935	5,903	<i>Manufacture of knitted and crocheted fabrics</i>	
9,515	9,584	9,564	9,024	9,564	8,536	8,458	8,475	<i>Other industry</i>	
42,985	42,139	43,688	42,584	43,688	41,677	42,095	42,134	Manufacture of wearing apparel, except fur apparel	
31,154	30,424	31,863	31,056	31,863	29,823	30,185	30,268	<i>Manufacture of clothings</i>	
11,831	11,715	11,825	11,528	11,825	11,854	11,909	11,866	<i>Other industry</i>	
1,086	1,114	1,093	1,007	1,093	1,009	1,010	1,020	Manufacture of articles of fur, knitted and crocheted apparel	
								<i>Tanning and dressing of leather; manufacture of luggage, handbags, saddlery and harness; dressing and dyeing of fur</i>	
5,746	5,903	5,808	5,843	5,808	6,089	6,113	6,050		
7,072	7,012	7,071	6,717	7,071	6,411	6,586	6,349	Manufacture of footwear	
								<i>Manufacture of leather footwear</i>	
3,667	3,659	3,719	3,748	3,719	3,581	3,639	3,501	<i>Manufacture of rubber footwear</i>	
3,405	3,353	3,352	2,969	3,352	2,830	2,947	2,848	<i>Other industry</i>	
24,629	24,640	24,448	25,101	24,448	25,901	25,797	25,671	Sawmilling and planing of wood	

Jadual Table **1.5a** : Bilangan Pekerja Bergaji Sektor Pembuatan Mengikut Kumpulan (samb.)
: Number of Paid Employees of Manufacturing Sector by Group (cont.)

Kod Kumpulan Group code	Keterangan Kumpulan/Tempoh										
		Apr.	Mei	Jun	Jul.	Ogo.	Sep.	Okt.	Nov.	Dis.	
101	Pemprosesan dan pengawetan daging	13,028	13,099	13,064	12,898	12,956	13,471	13,468	13,593	13,600	
102	Pemprosesan dan pengawetan ikan, krustasea dan moluska	16,105	16,070	16,347	16,473	16,507	16,545	16,551	16,596	16,751	
	10201 Pengetinan ikan, krustasea dan moluska &										
	10202 Pemprosesan dan pengawetan ikan, krustasea dan moluska	13,614	13,549	13,704	13,806	13,847	13,881	13,933	13,980	14,170	
	Industri lain	2,491	2,521	2,643	2,666	2,660	2,664	2,619	2,616	2,581	
103	Pemprosesan dan pengawetan buah-buahan dan sayur - sayuran	10,256	10,244	10,217	10,370	10,039	10,073	10,012	9,965	9,962	
	10303 Pengetinan nanas &										
	10304 Pembuatan jem, marmalad dan sajian jeli	516	511	531	529	523	530	527	527	620	
	Industri lain	9,740	9,733	9,686	9,841	9,516	9,543	9,485	9,438	9,342	
104	Pembuatan minyak dan lemak daripada sayuran dan haiwan	79,731	79,852	80,103	80,945	81,217	82,207	82,410	83,728	84,266	
	10404 Pembuatan minyak sayuran mentah dan bertapis &										
	10406 Pembuatan sebatian lemak masakan	3,755	3,813	3,824	3,856	3,833	3,839	3,836	4,060	4,052	
	10405 Pembuatan minyak kelapa	2,524	2,524	2,524	2,527	2,524	2,539	2,539	2,536	2,542	
	Industri lain	73,453	73,514	73,755	74,562	74,860	75,829	76,034	77,132	77,672	
105	Pembuatan produk tenusu	13,111	13,158	13,292	13,262	13,151	13,178	13,231	13,285	13,321	
	10502 Pembuatan susu pekat, tepung dan sejat	9,594	9,602	9,646	9,600	9,510	9,529	9,527	9,652	9,674	
	Industri lain	3,516	3,556	3,646	3,663	3,642	3,649	3,704	3,633	3,648	
106	Pembuatan produk bijian, kanji dan produk	10,924	10,787	10,793	10,810	10,839	11,051	10,982	11,121	11,197	
	10611 Pengilangan beras	5,035	4,982	4,962	4,975	5,066	5,239	5,216	5,246	5,307	
	10613 Pengilangan tepung	4,875	4,817	4,843	4,873	4,821	4,828	4,804	4,919	4,921	
	Industri lain	1,014	989	987	962	952	983	962	956	969	
107	Pembuatan produk makanan lain	126,034	125,952	126,638	126,815	127,431	127,916	128,513	128,878	130,228	
	10711 Pembuatan biskut dan cookies	14,405	14,289	14,517	14,624	14,627	14,607	14,480	14,564	14,486	
	10712 Pembuatan roti, kek dan produk bakeri lain	29,693	29,575	29,408	29,619	29,831	29,997	30,567	30,830	31,304	
	10713 Pembuatan produk snek	8,443	8,418	8,542	8,570	8,521	8,530	8,625	8,639	8,846	
	10721 Pembuatan gula	1,743	1,756	1,736	1,734	1,757	1,752	1,745	1,709	1,744	
	10731 Pembuatan produk koko	2,586	2,593	2,585	2,606	2,639	2,650	2,554	2,539	2,563	
	10732 Pembuatan coklat dan produk coklat &										
	10733 Pembuatan konfeksi gula	7,893	7,864	8,090	8,122	8,244	8,259	8,278	7,871	7,861	
	10793 Pembuatan sos dan bahan perasa	10,613	10,909	10,948	10,823	10,859	10,787	10,829	11,378	11,546	
	10799 Pembuatan produk makanan lain t.t.t.l.	15,620	15,634	15,541	15,553	15,552	15,861	15,873	15,147	15,127	
	Industri lain	35,038	34,913	35,270	35,163	35,402	35,475	35,561	36,201	36,752	
108/ 10800	Pembuatan makanan haiwan tersedia	15,377	15,492	15,469	15,441	15,455	15,437	15,482	15,544	15,573	
110	Pembuatan minuman ringan	16,479	16,387	16,247	16,202	16,129	16,144	16,114	16,054	16,373	
	11041 Pembuatan minuman ringan	10,682	10,673	10,562	10,579	10,503	10,512	10,507	10,445	10,622	
	11042 Pengeluaran air mineral semulajadi dan minuman lain yang dibotolkan	3,989	3,967	3,979	3,942	3,890	3,892	3,893	3,911	3,923	
	Industri lain	1,808	1,747	1,706	1,681	1,736	1,740	1,714	1,697	1,828	
120/ 12000	Pembuatan produk tembakau	1,165	1,165	1,170	1,164	1,109	1,198	1,202	1,210	1,232	
131	Pemintalan, penenunan dan penyiapan tekstil	13,029	12,993	12,839	12,772	12,895	13,084	13,143	13,059	13,055	
	13110 Penyediaan dan pemintalan gentian tekstil &										
	13120 Penenunan tekstil	8,843	8,767	8,665	8,618	8,708	8,737	8,813	8,945	8,882	
	13132 Pewarnaan, pelunturan, percetakan dan penyiapan akhir benang dan fabrik	3,724	3,742	3,731	3,712	3,737	3,889	3,885	3,705	3,762	
	Industri lain	462	483	443	442	451	458	444	409	412	
139	Pembuatan tekstil lain	14,491	14,786	14,821	14,733	14,752	14,813	14,729	14,917	14,816	
	13910 Pembuatan fabrik dikait dan dikrusyie	5,897	5,978	5,961	5,936	5,929	5,958	5,820	5,846	5,792	
	Industri lain	8,594	8,808	8,859	8,797	8,823	8,855	8,909	9,071	9,024	
141	Pembuatan pakaian, kecuali pakaian berbulu	41,828	42,132	41,677	41,189	40,901	40,921	40,502	42,307	42,584	
	14102 Pembuatan pakaian	30,062	30,423	30,296	29,902	29,658	29,750	29,408	30,705	31,056	
	Industri lain	11,766	11,709	11,381	11,288	11,243	11,171	11,094	11,602	11,528	
142 & 143	Pembuatan artikel daripada kulit bulu dan pakaian yang dikait dan dikrusyie	1,031	1,031	1,030	1,030	1,004	1,010	977	1,014	1,007	
151 (15110 & 15120)	Penyamakan dan pembersihan kulit, pembuatan bagasi, beg tangan, pelana dan abah-abah pembersihan dan pewarnaan bulu	5,976	5,918	5,698	5,630	5,754	5,831	5,831	5,793	5,843	
152	Pembuatan kasut	6,396	6,509	6,574	6,507	6,553	6,632	6,668	6,722	6,717	
	15201 Pembuatan kasut kulit &										
	15203 Pembuatan kasut getah	3,493	3,548	3,619	3,601	3,631	3,660	3,711	3,756	3,748	
	Industri lain	2,903	2,961	2,955	2,906	2,922	2,973	2,956	2,966	2,969	
161/ 16100	Pengilangan dan pengetaman kayu	25,683	25,788	25,235	25,287	25,435	25,553	25,441	25,556	25,101	

2023												Group Description/Period
Jan.	Feb.	Mar.	Apr.	Mei	Jun	Jul.	Ogo.	Sep.	Okt.	Nov.	Dis.	
14,001	13,965	13,849	14,325	14,357	14,305	14,080	14,139	14,857	14,918	14,906	14,664	Processing and preserving of meat
17,041	17,485	17,382	17,297	17,338	17,330	17,410	17,136	17,416	17,348	17,206	17,342	Processing and preserving of fish, crustaceans and molluscs
												<i>Canning of fish, crustaceans and molluscs</i>
14,410	14,801	14,711	14,606	14,646	14,566	14,788	14,313	14,554	14,570	14,351	14,485	<i>Processing, curing and preserving of fish, crustacean and molluscs</i>
2,632	2,684	2,671	2,692	2,692	2,764	2,622	2,823	2,862	2,778	2,855	2,857	<i>Other industry</i>
10,313	10,554	10,536	10,589	10,882	10,835	10,731	10,224	10,474	10,474	10,303	10,127	Processing and preserving of fruits and vegetable
												<i>Pineapple canning</i>
565	567	568	566	569	560	578	564	570	572	567	570	<i>Manufacture of jams, marmalades and table jellies</i>
9,748	9,987	9,967	10,023	10,313	10,275	10,153	9,660	9,904	9,902	9,736	9,557	<i>Other industry</i>
84,824	85,592	85,462	84,987	85,282	85,734	86,716	87,316	89,500	89,940	89,900	89,888	Manufacture of vegetable and animal oils and Manufacture of crude and refined vegetable oil
4,089	4,096	4,124	4,100	4,118	4,141	4,163	4,424	4,465	4,480	4,474	4,477	<i>Manufacture of compound cooking fats</i>
2,549	2,549	2,558	2,555	2,558	2,558	2,542	2,582	2,633	2,633	2,623	2,631	<i>Manufacture of coconut oil</i>
78,185	78,947	78,780	78,332	78,606	79,035	80,011	80,310	82,401	82,827	82,804	82,779	<i>Other industry</i>
13,386	13,363	13,366	13,435	13,253	13,280	13,366	13,533	13,759	13,774	13,853	13,874	Manufacture of dairy products
9,714	9,694	9,678	9,831	9,576	9,560	9,638	9,744	9,830	9,797	9,824	9,858	<i>Manufacture of condensed, powdered and</i>
3,672	3,668	3,689	3,604	3,677	3,719	3,728	3,788	3,928	3,976	4,029	4,017	<i>Other industry</i>
11,251	11,421	11,341	11,227	11,285	11,257	11,238	11,025	11,509	11,502	11,541	11,538	Manufacture of grain mill products, starches
5,356	5,458	5,421	5,322	5,352	5,301	5,279	5,123	5,390	5,392	5,435	5,400	<i>Rice milling</i>
4,924	5,037	5,010	4,993	5,015	5,044	5,033	5,007	5,202	5,207	5,193	5,223	<i>Flour milling</i>
972	927	910	912	918	912	926	895	917	903	912	915	<i>Other industry</i>
132,511	133,336	132,812	134,023	134,287	133,853	135,228	138,077	140,391	141,712	141,605	141,851	Manufacture of other food products
14,820	15,050	14,747	14,673	14,652	14,600	14,639	14,711	14,836	14,783	14,847	14,889	<i>Manufacture of biscuits and cookies</i>
31,580	31,680	31,832	32,306	32,179	32,231	33,322	32,948	33,443	33,837	33,795	33,814	<i>Manufacture of bread, cakes and other bakery</i>
8,864	8,896	8,858	8,899	8,970	8,961	8,856	9,083	9,202	9,270	9,453	9,620	<i>Manufacture of snack products</i>
1,747	1,747	1,760	1,770	1,790	1,783	1,785	1,862	1,878	1,885	1,838	1,836	<i>Manufacture of sugar</i>
2,566	2,593	2,523	2,519	2,593	2,614	2,617	2,602	2,636	2,658	2,649	2,644	<i>Manufacture of cocoa products</i>
												<i>Manufacture of chocolate and chocolate products</i>
8,120	7,963	7,925	7,988	7,978	7,955	8,087	8,511	8,566	8,641	8,711	8,634	<i>Manufacture of sugar confectionery</i>
11,777	11,786	11,881	11,931	11,855	11,908	11,819	12,519	12,698	12,810	13,505	13,437	<i>Manufacture of sauces and condiments</i>
15,627	15,531	15,474	16,201	16,417	16,158	16,501	17,951	18,537	18,923	17,994	18,153	<i>Manufacture of other food products n.e.c.</i>
37,410	38,091	37,813	37,736	37,854	37,642	37,603	37,889	38,595	38,905	38,813	38,825	<i>Other industry</i>
15,602	15,668	15,606	15,128	15,134	15,188	15,039	14,475	14,266	14,143	14,284	13,666	Manufacture of prepared animal feeds
16,583	16,717	16,770	16,843	16,874	16,865	16,952	16,539	16,602	16,689	16,622	16,805	Manufacture of beverages
10,617	10,714	10,744	10,810	10,823	10,847	10,907	10,568	10,607	10,643	10,633	10,717	<i>Manufacture of soft drinks</i>
4,142	4,144	4,197	4,197	4,209	4,172	4,190	4,096	4,104	4,145	4,097	4,111	<i>Production of natural mineral waters and other bottled waters</i>
1,825	1,858	1,829	1,836	1,842	1,846	1,856	1,875	1,890	1,901	1,892	1,976	<i>Other industry</i>
1,296	1,443	1,448	1,274	1,266	1,254	1,227	1,167	1,271	1,272	1,264	1,259	Manufacture of tobacco products
13,197	13,098	13,274	13,214	13,354	13,204	13,025	13,376	13,419	13,371	13,309	13,207	Spinning, weaving and finishing of textiles
												<i>Preparation and spinning of textile fibres</i>
8,987	8,901	9,093	9,073	9,103	9,029	9,075	9,310	9,316	9,269	9,264	9,168	<i>Weaving of textiles</i>
3,752	3,721	3,690	3,676	3,761	3,701	3,485	3,580	3,610	3,618	3,602	3,592	<i>Dyeing, bleaching, printing and finishing of yarns and fabrics</i>
458	476	491	465	489	474	465	486	493	484	443	447	<i>Other industry</i>
14,898	14,756	14,841	15,015	15,205	15,173	15,115	15,173	15,177	15,148	15,124	15,096	Manufacture of other textiles
5,774	5,757	5,619	5,694	5,697	5,657	5,604	5,636	5,593	5,585	5,576	5,531	<i>Manufacture of knitted and crocheted fabrics</i>
9,123	8,998	9,222	9,321	9,508	9,515	9,511	9,537	9,584	9,563	9,548	9,564	<i>Other industry</i>
42,847	42,795	42,881	42,964	43,166	42,985	42,441	41,773	42,139	41,735	43,481	43,688	Manufacture of wearing apparel, except fur
31,403	31,127	31,236	31,164	31,366	31,154	30,709	30,120	30,424	30,239	31,657	31,863	<i>Manufacture of clothings</i>
11,444	11,668	11,645	11,799	11,800	11,831	11,732	11,654	11,715	11,496	11,824	11,825	<i>Other industry</i>
1,032	1,068	1,089	1,089	1,093	1,086	1,080	1,107	1,114	1,042	1,102	1,093	Manufacture of articles of fur, knitted and crocheted apparel
5,939	6,023	6,032	5,858	5,873	5,746	5,673	5,750	5,903	5,935	5,891	5,808	Tanning and dressing of leather; manufacture of luggage, handbags, saddlery and harness; dressing and dyeing of fur
6,924	7,091	6,979	6,959	7,039	7,072	7,031	6,915	7,012	7,137	7,099	7,071	Manufacture of footwear
												<i>Manufacture of leather footwear</i>
3,896	3,840	3,760	3,692	3,665	3,667	3,646	3,644	3,659	3,720	3,733	3,719	<i>Manufacture of rubber footwear</i>
3,028	3,250	3,219	3,268	3,374	3,405	3,386	3,271	3,353	3,417	3,365	3,352	<i>Other industry</i>
25,720	25,710	25,234	24,749	25,144	24,629	24,377	24,802	24,640	24,792	24,924	24,448	Sawmilling and planning of wood

Jadual
Table **1.5a** : Bilangan Pekerja Bergaji Sektor Pembuatan Mengikut Kumpulan
: Number of Paid Employees of Manufacturing Sector by Group

Kod Kumpulan Group code	Keterangan Kumpulan/Tempoh			2022				2023
		2022	2023	Q1	Q2	Q3	Q4	Q1
162	Pembuatan produk daripada kayu, gabus, jerami dan bahan jalinan lain	68,943	69,802	65,777	67,098	67,651	68,943	67,728
16211	Pembuatan kepingan venier dan papan lapis	38,426	39,618	36,497	37,163	37,843	38,426	37,446
16212	Pembuatan papan partikel dan papan gentian	6,419	6,961	6,874	6,857	6,678	6,419	6,345
16221	Pertukangan kayu untuk jurubina	10,830	9,650	9,992	10,226	10,050	10,830	10,642
	Industri lain	13,268	13,573	12,414	12,852	13,080	13,268	13,295
170	Pembuatan kertas dan produk kertas	58,658	59,265	56,974	56,605	57,633	58,658	59,308
17010	Pembuatan pulpa, kertas dan kertas tebal	9,259	9,041	8,713	8,752	8,848	9,259	9,332
17020	Pembuatan kertas gelugur dan kertas tebal dan bekas daripada kertas dan kertas tebal	23,850	23,505	22,656	22,542	23,291	23,850	23,877
17091	Pembuatan sampul surat dan kad surat	1,692	1,762	1,713	1,739	1,775	1,692	1,789
17092	Pembuatan kertas kegunaan rumah dan pembersih peribadi	10,818	11,370	10,908	10,681	10,874	10,818	10,723
17093	Pembuatan kertas bergam atau pelekat yang berjalur atau bergulung dan label dan kertas dinding	7,480	7,480	7,510	7,467	7,321	7,480	7,837
	Industri lain	5,559	6,107	5,474	5,425	5,524	5,559	5,749
181 & 182	Percetakan, aktiviti perkhidmatan berkaitan percetakan dan penerbitan semula media rakaman	70,120	71,281	67,661	65,902	65,467	70,120	70,319
18110	Percetakan	57,286	58,603	55,001	53,801	53,444	57,286	57,476
18120 & 18200	Aktiviti perkhidmatan berkaitan percetakan & Penerbitan semula media rakaman	12,834	12,678	12,660	12,101	12,023	12,834	12,843
192 (19201 & 19202)	Pembuatan produk petroleum bertapis	17,817	18,473	17,719	17,262	17,651	17,817	18,486
201	Pembuatan kimia asas, baja dan sebatian nitrogen, plastik dan getah sintetik dalam bentuk primer	47,560	47,699	47,789	47,062	47,035	47,560	49,475
20111	Pembuatan gas perindustrian atau perubatan bukan organik dalam bentuk cecair atau mampat	5,802	6,330	5,578	5,644	5,628	5,802	6,315
20112 & 20113	Pembuatan kimia organik asas & Pembuatan sebatian bukan organik	19,633	19,255	18,429	18,299	18,579	19,633	20,155
20121 & 20129	Pembuatan baja & Pembuatan produk campuran nitrogen	7,649	7,201	9,547	8,733	8,678	7,649	8,353
20131	Pembuatan plastik dalam bentuk primer	11,413	11,649	11,408	11,338	11,143	11,413	11,428
	Industri lain	3,063	3,264	2,826	3,048	3,008	3,063	3,226
202 & 203	Pembuatan produk kimia lain dan serat buatan manusia	57,336	55,846	57,439	55,739	55,271	57,336	58,105
20210	Pembuatan racun perosak dan produk agrokimia lain	4,030	4,587	3,964	3,910	3,845	4,030	4,262
20221	Pembuatan cat, varnis dan penyadur dan mastik	9,451	9,587	11,223	9,270	9,162	9,451	9,966
20222	Pembuatan dakwat cetak	5,659	5,924	5,760	5,647	5,660	5,659	5,967
20231 & 20232	Pembuatan sabun dan bahan pencuci, penyediaan membersihkan dan mengilat & Pembuatan pewangi dan penyediaan dandanan diri	21,711	20,041	20,420	20,598	20,865	21,711	21,322
20291 & 20292 & 20299	Pembuatan plat fotografi, filem, sensitized paper dan other sensitized unexposed materials & Pembuatan dakwat menulis dan melukis & Pembuatan produk kimia lain t.t.t.l.	16,082	15,435	15,603	15,853	15,277	16,082	16,137
	Industri lain	402	273	469	461	461	402	451
210	Pembuatan produk farmaseutikal, kimia perubatan dan botani	27,325	27,967	24,800	27,994	28,824	27,325	26,901
21001	Pembuatan bahan aktif ubat-ubatan untuk digunakan oleh bidang farmakologi dalam pembuatan ubat-ubatan	19,310	19,519	17,686	19,648	20,234	19,310	18,765
	Industri lain	8,015	8,448	7,114	8,346	8,590	8,015	8,136
221	Pembuatan produk getah	122,297	117,399	124,905	126,655	125,937	122,297	121,509
22111	Pembuatan tayar getah untuk kenderaan	6,618	6,790	7,193	7,531	6,534	6,618	6,740
22112	Pembuatan bunga tayar yang boleh ditukar ganti dan tayar celup	2,289	2,564	2,086	1,995	2,129	2,289	2,340
22191 & 22193	Pembuatan produk lain daripada getah asli atau sintetik, tidak divulkan, divulkan atau dikeraskan & Pengilangan semula getah dan prosesan susu getah	17,767	18,551	16,690	16,952	17,408	17,767	18,775
22192	Pembuatan sarung tangan getah	62,537	56,913	65,658	67,914	66,853	62,537	60,077
22199	Pembuatan produk getah lain yang t.t.t.l.	33,087	32,581	33,278	32,264	33,014	33,087	33,577
222	Pembuatan produk plastik	159,013	164,184	155,750	156,889	158,506	159,013	159,633
22201 & 22202	Pembuatan produk plastik separa siap & Pembuatan produk plastik siap	37,664	38,248	35,934	37,667	37,506	37,664	37,301
22203	Pembuatan artikel plastik untuk pembungkusan barangan	50,397	53,304	48,717	48,901	49,889	50,397	50,812
22204	Pembuatan barangan plastik jurubina	3,656	3,666	3,605	3,559	3,595	3,656	3,699
22205	Pembuatan pinggan mangkuk, peralatan dapur dan barangan tandas daripada plastik	14,177	14,272	14,992	15,478	15,608	14,177	14,782
22209	Pembuatan pelbagai produk plastik t.t.t.l.	53,120	54,694	52,503	51,285	51,908	53,120	53,040
231 (23101 & 23102 & 23109)	Pembuatan kaca dan produk kaca	20,948	20,742	18,896	20,023	20,561	20,948	21,026

			2022	2023	2022				Group Description/Period
Q2	Q3	Q4	(Jan. - Dis.)	(Jan. - Dis.)	Jan.	Feb.	Mac		
68,036	68,637	69,802	68,943	69,802	67,971	67,654	65,777	Manufacture of products of wood, cork, straw and plaiting materials	
37,646	38,723	39,618	38,426	39,618	37,144	36,803	36,497	Manufacture of veneer sheets and plywood	
6,563	7,116	6,961	6,419	6,961	6,880	6,912	6,874	Manufacture of particle board and fibreboard	
10,645	9,651	9,650	10,830	9,650	11,224	11,258	9,992	Manufacture of builders' carpentry	
13,181	13,146	13,573	13,268	13,573	12,723	12,681	12,414	Other industry	
57,626	58,587	59,265	58,658	59,265	56,584	57,016	56,974	Manufacture of paper and paper products	
8,473	8,582	9,041	9,259	9,041	8,814	8,720	8,713	Manufacture of pulp, paper and paperboard	
23,353	23,416	23,505	23,850	23,505	22,280	22,635	22,656	Manufacture of corrugated paper and paperboard and of containers of paper and paperboard	
1,769	1,777	1,762	1,692	1,762	1,746	1,730	1,713	Manufacture of envelopes and letter-card	
10,515	11,368	11,370	10,818	11,370	11,052	10,972	10,908	Manufacture of household and personal hygiene paper	
7,792	7,465	7,480	7,480	7,480	7,232	7,527	7,510	Manufacture of gummed or adhesive paper in strips or rolls and labels and wall paper	
5,724	5,979	6,107	5,559	6,107	5,460	5,431	5,474	Other industry	
68,955	68,928	71,281	70,120	71,281	67,482	67,331	67,661	Printing, service activities related to printing and reproduction of recorded media	
56,770	56,789	58,603	57,286	58,603	54,758	54,616	55,001	Printing	
12,185	12,139	12,678	12,834	12,678	12,724	12,715	12,660	Service activities related to printing	
								Reproduction of recorded media	
18,149	18,199	18,473	17,817	18,473	17,035	17,282	17,719	Manufacture of refined petroleum products	
48,507	47,094	47,699	47,560	47,699	46,975	47,364	47,789	Manufacture of basic chemicals, fertilizer and nitrogen compounds, plastics and synthetic rubber in primary forms	
6,155	6,192	6,330	5,802	6,330	5,652	5,582	5,578	Manufacture of liquefied or compressed inorganic industrial or medical gases	
19,696	19,050	19,255	19,633	19,255	18,105	18,175	18,429	Manufacture of basic organic chemicals	
								Manufacture of inorganic compounds	
								Manufacture of fertilizers	
7,982	7,227	7,201	7,649	7,201	9,231	9,576	9,547	Manufacture of associated nitrogen products	
11,453	11,411	11,649	11,413	11,649	11,210	11,221	11,408	Manufacture of plastics in primary forms	
3,221	3,215	3,264	3,063	3,264	2,777	2,809	2,826	Other industry	
55,785	55,364	55,846	57,336	55,846	55,367	54,781	57,439	Manufacture of other chemical products and man-made fibres	
4,151	4,419	4,587	4,030	4,587	4,066	3,953	3,964	Manufacture of pesticides and other agrochemical products	
9,644	9,412	9,587	9,451	9,587	9,832	9,510	11,223	Manufacture of paints, varnishes and similar coatings ink and mastics	
5,983	5,883	5,924	5,659	5,924	4,918	4,911	5,760	Manufacture of printing ink	
19,568	19,767	20,041	21,711	20,041	20,543	20,381	20,420	Manufacture of soap and detergents, cleaning and polishing preparations	
								Manufacture of perfumes and toilet preparations	
16,006	15,588	15,435	16,082	15,435	15,544	15,558	15,603	Manufacture of photographic plates, films, sensitized paper and other sensitized unexposed materials	
								Manufacture of writing and drawing ink	
								Manufacture of other chemical products n.e.c.	
433	295	273	402	273	464	468	469	Other industry	
27,916	29,297	27,967	27,325	27,967	24,691	24,817	24,800	Manufacture of pharmaceuticals, medicinal chemical and botanical products	
19,668	20,535	19,519	19,310	19,519	17,532	17,718	17,686	Manufacture of medicinal active substances to be used for their pharmacological properties in the manufacture of medicaments	
8,249	8,762	8,448	8,015	8,448	7,159	7,099	7,114	Other industry	
114,969	118,329	117,399	122,297	117,399	125,135	124,663	124,905	Manufacture of rubber products	
7,052	6,731	6,790	6,618	6,790	7,166	7,228	7,193	Manufacture of rubber tyres for vehicles	
2,279	2,427	2,564	2,289	2,564	2,218	2,129	2,086	Manufacture of interchangeable tyre treads and retreading rubber tyres	
19,192	18,619	18,551	17,767	18,551	16,928	16,741	16,690	Manufacture of other products of natural or synthetic rubber, unvulcanized, vulcanized or hardened	
								Rubber remilling and latex processing	
55,214	57,500	56,913	62,537	56,913	65,383	64,940	65,658	Manufacture of rubber gloves	
31,231	33,052	32,581	33,087	32,581	33,441	33,625	33,278	Manufacture of other rubber products n.e.c.	
161,005	163,072	164,184	159,013	164,184	152,343	151,129	155,750	Manufacture of plastics products	
38,558	38,510	38,248	37,664	38,248	33,435	33,192	35,934	Manufacture of semi-manufactures of plastic products	
								Manufacture of finished plastic products	
51,215	53,151	53,304	50,397	53,304	47,719	47,285	48,717	Manufacture of plastic articles for the packing of goods	
3,690	3,708	3,666	3,656	3,666	3,375	3,357	3,605	Manufacture of builders' plastics ware	
14,642	14,638	14,272	14,177	14,272	14,888	14,887	14,992	Manufacture of plastic tableware, kitchenware and toilet articles	
52,901	53,066	54,694	53,120	54,694	52,926	52,408	52,503	Manufacture of diverse plastic products n.e.c.	
21,133	21,102	20,742	20,948	20,742	19,062	18,882	18,896	Manufacture of glass and glass products	

Jadual Table **1.5a** : Bilangan Pekerja Bergaji Sektor Pembuatan Mengikut Kumpulan (samb.)
: Number of Paid Employees of Manufacturing Sector by Group (cont.)

Kod Kumpulan Group code	Keterangan Kumpulan/Tempoh										
		Apr.	Mei	Jun	Jul.	Ogo.	Sep.	Okt.	Nov.	Dis.	
162	Pembuatan produk daripada kayu, gabus, jerami dan bahan jalinan lain	65,246	67,791	67,098	66,582	66,604	67,651	67,898	68,632	68,943	
16211	Pembuatan kepingan venier dan papan lapis	36,103	37,850	37,163	36,663	36,583	37,843	38,033	38,577	38,426	
16212	Pembuatan papan partikel dan papan gentian	6,824	6,862	6,857	6,891	6,901	6,678	6,721	6,534	6,419	
16221	Pertukangan kayu untuk jurubina	9,877	10,209	10,226	10,094	10,145	10,050	10,001	10,249	10,830	
	Industri lain	12,443	12,870	12,852	12,934	12,975	13,080	13,143	13,271	13,268	
170	Pembuatan kertas dan produk kertas	56,425	56,563	56,605	56,767	56,700	57,633	58,303	58,481	58,658	
17010	Pembuatan pulpa, kertas dan kertas tebal	8,724	8,720	8,752	8,778	8,679	8,848	9,025	9,128	9,259	
17020	Pembuatan kertas gelugur dan kertas tebal dan bekas daripada kertas dan kertas tebal	22,334	22,447	22,542	22,565	22,766	23,291	23,685	23,831	23,850	
17091	Pembuatan sampul surat dan kad surat	1,675	1,731	1,739	1,736	1,734	1,775	1,762	1,659	1,692	
17092	Pembuatan kertas kegunaan rumah dan pembersih peribadi	10,842	10,709	10,681	10,756	10,746	10,874	10,895	10,850	10,818	
17093	Pembuatan kertas bergam atau pelekat yang berjalur atau bergulung dan label dan kertas dinding	7,426	7,547	7,467	7,448	7,388	7,321	7,358	7,473	7,480	
	Industri lain	5,425	5,409	5,425	5,485	5,388	5,524	5,578	5,539	5,559	
181 & 182	Percetakan, aktiviti perkhidmatan berkaitan percetakan dan penerbitan semula media rakaman	65,412	65,771	65,902	65,724	65,699	65,467	68,259	69,835	70,120	
18110	Percetakan	53,211	53,646	53,801	53,663	53,614	53,444	55,755	57,227	57,286	
18120	Aktiviti perkhidmatan berkaitan percetakan &	12,201	12,125	12,101	12,061	12,085	12,023	12,504	12,608	12,834	
18200	Penerbitan semula media rakaman										
192 (19201 & 19202)	Pembuatan produk petroleum bertapis	17,224	17,268	17,262	17,640	17,686	17,651	17,646	17,670	17,817	
201	Pembuatan kimia asas, baja dan sebatian nitrogen, plastik dan getah sintetik dalam bentuk primer	46,889	47,043	47,062	47,174	47,104	47,035	47,810	47,309	47,560	
20111	Pembuatan gas perindustrian atau perubatan bukan organik dalam bentuk cecair atau mampat	5,578	5,591	5,644	5,657	5,599	5,628	5,773	5,777	5,802	
20112 &	Pembuatan kimia organik asas	18,299	18,319	18,299	18,506	18,507	18,579	18,891	19,400	19,633	
20113	Pembuatan sebatian bukan organik										
20121 &	Pembuatan baja	8,694	8,731	8,733	8,741	8,766	8,678	8,793	7,752	7,649	
20129	Pembuatan produk campuran nitrogen										
20131	Pembuatan plastik dalam bentuk primer	11,370	11,323	11,338	11,214	11,227	11,143	11,330	11,323	11,413	
	Industri lain	2,947	3,080	3,048	3,057	3,006	3,008	3,022	3,058	3,063	
202 & 203	Pembuatan produk kimia lain dan serat buatan manusia	55,236	55,880	55,739	55,529	55,317	55,271	55,811	57,081	57,336	
20210	Pembuatan racun perosak dan produk agrokimia lain	3,931	3,909	3,910	3,910	3,692	3,845	3,906	4,069	4,030	
20221	Pembuatan cat, varnis dan penyadur dan mastik	9,350	9,297	9,270	9,220	9,160	9,162	9,261	9,342	9,451	
20222	Pembuatan dakwat cetak	5,720	5,738	5,647	5,651	5,651	5,660	5,659	5,655	5,659	
20231 &	Pembuatan sabun dan bahan pencuci, penyediaan membersihkan dan mengilat	19,939	20,719	20,598	20,826	20,845	20,865	21,252	21,656	21,711	
20232	Pembuatan pewangi dan penyediaan dandanan diri										
20291 &	Pembuatan plat fotografi, filem, sensitized paper dan other sensitized unexposed materials	15,831	15,753	15,853	15,458	15,505	15,277	15,273	15,938	16,082	
20292 &	Pembuatan dakwat menulis dan melukis										
20299	Pembuatan produk kimia lain t.t.t.l.	465	465	461	464	464	461	460	421	402	
	Industri lain										
210	Pembuatan produk farmaseutikal, kimia perubatan dan botani	28,001	27,853	27,994	28,379	28,682	28,824	28,855	27,473	27,325	
21001	Pembuatan bahan aktif ubat-ubatan untuk digunakan oleh bidang farmakologi dalam pembuatan ubat-ubatan	19,720	19,615	19,648	20,019	20,244	20,234	20,454	19,397	19,310	
	Industri lain	8,281	8,238	8,346	8,360	8,438	8,590	8,401	8,076	8,015	
221	Pembuatan produk getah	130,436	129,975	126,655	125,708	125,716	125,937	124,115	122,375	122,297	
22111	Pembuatan tayar getah untuk kenderaan	7,702	7,714	7,531	6,593	6,545	6,534	6,557	6,648	6,618	
22112	Pembuatan bunga tayar yang boleh ditukar ganti dan tayar celup	2,189	2,118	1,995	1,995	2,072	2,129	2,155	2,313	2,289	
22191 &	Pembuatan produk lain daripada getah asli atau sintetik, tidak divulgan, divulgan atau dikeraskan	17,530	17,379	16,952	17,239	17,441	17,408	17,337	17,706	17,767	
22193	Pengilangan semula getah dan prosesan susu getah										
22192	Pembuatan sarung tangan getah	68,626	68,438	67,914	67,263	66,739	66,853	65,171	62,825	62,537	
22199	Pembuatan produk getah lain yang t.t.t.l.	34,389	34,327	32,264	32,618	32,920	33,014	32,894	32,883	33,087	
222	Pembuatan produk plastik	157,536	156,895	156,889	158,191	158,320	158,506	158,013	158,891	159,013	
22201 &	Pembuatan produk plastik separa siap	37,138	36,993	37,667	37,812	37,666	37,506	37,315	37,568	37,664	
22202	Pembuatan produk plastik siap										
22203	Pembuatan artikel plastik untuk pembungkusan barangan	49,077	48,773	48,901	49,093	49,392	49,889	50,348	50,262	50,397	
22204	Pembuatan barangan plastik jurubina	3,626	3,569	3,559	3,578	3,561	3,595	3,685	3,636	3,656	
22205	Pembuatan pinggan mangkuk, peralatan dapur dan barangan tandas daripada plastik	15,369	15,439	15,478	15,588	15,527	15,608	14,724	14,470	14,177	
22209	Pembuatan pelbagai produk plastik t.t.t.l.	52,326	52,120	51,285	52,120	52,173	51,908	51,942	52,955	53,120	
231 (23101 & 23102 & 23109)	Pembuatan kaca dan produk kaca	18,857	20,021	20,023	20,316	20,723	20,561	20,444	20,841	20,948	

2023												Group Description/Period
Jan.	Feb.	Mac	Apr.	Mei	Jun	Jul.	Ogo.	Sep.	Okt.	Nov.	Dis.	
68,848	69,504	67,728	67,540	68,991	68,036	68,079	68,083	68,637	69,247	70,125	69,802	Manufacture of products of wood, cork, straw and plaiting materials
38,035	38,412	37,446	37,071	38,304	37,646	38,239	37,873	38,723	39,065	39,812	39,618	Manufacture of veneer sheets and plywood
6,275	6,387	6,345	6,261	6,553	6,563	6,555	7,458	7,116	7,092	7,005	6,961	Manufacture of particle board and fibreboard
10,966	11,134	10,642	10,772	10,752	10,645	10,417	9,814	9,651	9,703	9,701	9,650	Manufacture of builders' carpentry
13,572	13,571	13,295	13,435	13,383	13,181	12,868	12,938	13,146	13,386	13,608	13,573	Other industry
58,843	59,436	59,308	58,624	57,792	57,626	57,112	57,618	58,587	59,353	59,133	59,265	Manufacture of paper and paper products
9,269	9,407	9,332	9,352	8,476	8,473	8,462	8,641	8,582	8,701	8,693	9,041	Manufacture of pulp, paper and paperboard
23,728	23,899	23,877	23,294	23,345	23,353	23,039	22,862	23,416	23,682	23,660	23,505	Manufacture of corrugated paper and paperboard and of containers of paper and paperboard
1,745	1,798	1,789	1,760	1,785	1,769	1,776	1,766	1,777	1,785	1,782	1,762	Manufacture of envelopes and letter-card
10,909	10,821	10,723	10,671	10,669	10,515	10,347	11,002	11,368	11,526	11,436	11,370	Manufacture of household and personal hygiene
7,507	7,821	7,837	7,850	7,795	7,792	7,753	7,519	7,465	7,557	7,496	7,480	Manufacture of gummed or adhesive paper in strips or rolls and labels and wall paper
5,686	5,691	5,749	5,696	5,722	5,724	5,735	5,827	5,979	6,103	6,066	6,107	Other industry
70,262	69,878	70,319	69,596	70,361	68,955	68,890	69,227	68,928	70,157	70,901	71,281	Printing, service activities related to printing and reproduction of recorded media
57,387	56,975	57,476	57,255	58,072	56,770	56,668	56,882	56,789	57,508	58,314	58,603	Printing
12,875	12,904	12,843	12,341	12,289	12,185	12,222	12,345	12,139	12,648	12,587	12,678	Service activities related to printing
												Reproduction of recorded media
17,783	17,989	18,486	18,239	18,209	18,149	18,202	18,349	18,199	18,408	18,453	18,473	Manufacture of refined petroleum products
48,311	48,844	49,475	47,928	48,292	48,507	46,679	47,278	47,094	47,911	47,892	47,699	Manufacture of basic chemicals, fertilizer and nitrogen compounds, plastics and synthetic
5,975	5,984	6,315	5,952	6,194	6,155	6,137	6,148	6,192	6,316	6,333	6,330	Manufacture of liquefied or compressed inorganic industrial or medical gases
19,708	19,928	20,155	19,439	19,501	19,696	18,836	19,059	19,050	19,429	19,273	19,255	Manufacture of basic organic chemicals
7,916	8,244	8,353	7,938	7,973	7,982	7,379	7,413	7,227	7,293	7,355	7,201	Manufacture of inorganic compounds
11,569	11,465	11,428	11,404	11,384	11,453	11,248	11,482	11,411	11,580	11,661	11,649	Manufacture of fertilizers
3,145	3,224	3,226	3,194	3,240	3,221	3,078	3,176	3,215	3,292	3,271	3,264	Manufacture of associated nitrogen products
57,338	57,121	58,105	56,863	56,332	55,785	56,305	56,092	55,364	55,918	56,239	55,846	Manufacture of other chemical products and man-made fibres
4,115	4,189	4,262	4,214	4,231	4,151	4,156	4,320	4,419	4,609	4,606	4,587	Manufacture of pesticides and other agrochemical
9,842	9,396	9,966	9,650	9,670	9,644	9,598	9,563	9,412	9,528	9,557	9,587	Manufacture of paints, varnishes and similar
5,739	5,736	5,967	5,971	5,975	5,983	6,025	5,962	5,883	5,914	5,932	5,924	Manufacture of printing ink
21,059	21,265	21,322	20,555	19,912	19,568	20,034	20,119	19,767	19,969	20,058	20,041	Manufacture of soap and detergents, cleaning and polishing preparations
16,188	16,102	16,137	16,027	16,098	16,006	16,062	15,805	15,588	15,625	15,812	15,435	Manufacture of perfumes and toilet preparations
395	434	451	447	446	433	430	323	295	273	273	273	Manufacture of photographic plates, films, sensitized paper and other sensitized unexposed materials
26,805	26,916	26,901	28,360	28,019	27,916	28,446	29,157	29,297	29,415	28,071	27,967	Manufacture of pharmaceuticals, medicinal chemical and botanical products
18,672	18,728	18,765	20,391	19,831	19,668	19,899	20,519	20,535	20,611	19,553	19,519	Manufacture of medicinal active substances to be used for their pharmacological properties in the manufacture of medicaments
8,133	8,188	8,136	7,969	8,188	8,249	8,547	8,637	8,762	8,803	8,518	8,448	Other industry
120,492	120,806	121,509	120,578	118,693	114,969	115,215	117,851	118,329	118,150	117,668	117,399	Manufacture of rubber products
6,645	6,712	6,740	7,232	7,218	7,052	7,490	6,723	6,731	6,708	6,814	6,790	Manufacture of rubber tyres for vehicles
2,296	2,357	2,340	2,330	2,310	2,279	2,301	2,360	2,427	2,473	2,665	2,564	Manufacture of interchangeable tyre treads and retreading rubber tyres
18,150	18,698	18,775	19,171	19,237	19,192	19,928	18,948	18,619	18,505	18,449	18,551	Manufacture of other products of natural or synthetic rubber, unvulcanized, vulcanized or hardened
59,760	59,343	60,077	58,520	57,283	55,214	54,281	57,140	57,500	57,279	56,889	56,913	Rubber remilling and latex processing
33,641	33,697	33,577	33,325	32,645	31,231	31,215	32,679	33,052	33,184	32,851	32,581	Manufacture of rubber gloves
159,500	159,940	159,633	161,351	161,657	161,005	164,502	162,784	163,072	163,099	164,385	164,184	Manufacture of other rubber products n.e.c.
37,595	37,674	37,301	38,878	39,037	38,558	38,435	38,464	38,510	38,449	38,259	38,248	Manufacture of plastics products
50,487	51,005	50,812	51,237	51,260	51,215	52,383	52,408	53,151	53,247	53,175	53,304	Manufacture of semi-manufactures of plastic products
3,703	3,713	3,699	3,680	3,701	3,690	3,675	3,665	3,708	3,728	3,676	3,666	Manufacture of finished plastic products
14,472	14,668	14,782	14,621	14,704	14,642	14,102	14,978	14,638	14,344	14,283	14,272	Manufacture of plastic articles for the packing of goods
53,244	52,879	53,040	52,935	52,954	52,901	55,907	53,269	53,066	53,331	54,992	54,694	Manufacture of builders' plastics ware
												Manufacture of plastic tableware, kitchenware and toilet articles
												Manufacture of diverse plastic products n.e.c.
21,005	21,062	21,026	21,032	21,266	21,133	20,225	21,028	21,102	20,841	20,784	20,742	Manufacture of glass and glass products

Jadual Table **1.5a** : Bilangan Pekerja Bergaji Sektor Pembuatan Mengikut Kumpulan
: Number of Paid Employees of Manufacturing Sector by Group

Kod Kumpulan Group code	Keterangan Kumpulan/Tempoh			2022				2023
		2022	2023	Q1	Q2	Q3	Q4	Q1
239	Pembuatan pengeluaran galian bukan logam t.t.t.l.	86,356	88,491	86,285	86,241	86,614	86,356	84,597
23911 & 23921	Pembuatan mortar refraktori dan konkrit & Pembuatan seramik bukan refraktori	10,661	9,801	10,613	10,488	10,305	10,661	9,930
23930	Pembuatan produk porselin dan seramik lain	5,248	4,467	5,067	5,122	5,284	5,248	4,429
23941	Pembuatan simen hidraulik	7,303	7,374	7,659	7,902	7,036	7,303	7,152
23951	Pembuatan konkrit dan mortar siap bancuh dan bancuhan kering	16,685	16,934	15,409	15,914	16,550	16,685	15,664
23952 & 23953 & 23959	Pembuatan konkrit pratuangan, simen atau artikel batu buatan yang digunakan dalam pembinaan; & Pembuatan komponen struktur pasang siap untuk bangunan atau kejuruteraan awam dari simen, batu atau konkrit buatan & Pembuatan artikel konkrit, simen dan plaster lain t.t.t.l.	30,016	31,244	30,601	29,880	30,296	30,016	30,811
23990	Pembuatan produk mineral bukan logam lain t.t.t.l. Industri lain	8,662 7,782	9,737 8,934	8,994 7,941	8,779 8,157	8,833 8,310	8,662 7,782	8,532 8,081
241 (24101 & 24102 & 24103 & 24104 & 24109)	Pembuatan besi dan keluli asas	54,534	57,448	53,134	53,724	53,779	54,534	54,032
242 (24201 & 24202 & 24209)	Pembuatan logam asas berharga dan logam bukan ferus lain	42,642	40,119	43,474	42,105	42,633	42,642	43,283
243	Pengacuan logam	14,362	14,589	15,641	14,579	14,642	14,362	15,271
251 & 252	Pembuatan produk struktur logam, tangki, takungan, penjana wap, senjata dan peluru	60,158	60,999	59,909	58,461	58,655	60,158	60,572
25113 & 25119	Pembuatan pintu, tingkap dan bingkai, penutup tingkap dan & pintu pagar daripada logam & Pembuatan produk struktur logam lain	40,355	42,207	40,766	39,197	38,843	40,355	40,398
25120	Pembuatan tangki, takungan dan kontena daripada logam Industri lain	11,447 8,357	10,497 8,295	10,865 8,277	10,928 8,337	11,574 8,237	11,447 8,357	11,540 8,633
259	Pembuatan lain-lain produk yang direka daripada logam; aktiviti perkhidmatan kerja logam	99,084	104,424	99,149	96,926	98,005	99,084	101,196
25910	Tempaan, tekanan, hentakan dan bentuk gelekkan logam; serbuk metalurgi	22,151	22,087	21,931	22,023	22,744	22,151	21,696
25920	Rawatan dan penyalutan logam; menggunakan mesin	12,860	11,612	13,179	12,179	12,460	12,860	13,812
25991	Pembuatan tin untuk produk makanan dan minuman, tiub dan kotak boleh dilipat	7,655	8,120	7,758	7,672	7,651	7,655	7,797
25992 & 25993	Pembuatan kabel, plaited bands (jalur/pita berpintal) dan & artikel seumpamanya daripada logam & Pembuatan bolt, skru, nat dan produk uliran seumpamanya	19,365	20,973	19,158	18,901	19,031	19,365	19,498
25994	Pembuatan barangan rumah daripada logam	3,168	3,615	3,315	3,188	3,027	3,168	3,374
25999	Pembuatan produk lain yang direka daripada logam t.t.t.l. Industri lain	23,427 10,458	25,279 12,738	22,990 10,817	22,358 10,606	22,397 10,694	23,427 10,458	23,789 11,228
261	Pembuatan komponen dan papan elektronik	234,460	238,894	221,659	226,483	231,236	234,460	236,008
26101 & 26102	Pembuatan diod, transistor dan alatan semikonduktor yang & seumpamanya & Pembuatan litar elektronik bersepadu dengan pemasangan mikro	127,805	128,999	121,453	124,849	127,593	127,805	127,630
26103 & 26104 & 26105	Pembuatan kapasitor dan perintang elektrik & Pembuatan papan litar bercetak & Pembuatan komponen paparan	92,370	95,182	85,967	87,023	89,380	92,370	94,113
26109	Pembuatan komponen lain untuk aplikasi elektronik	14,285	14,712	14,240	14,612	14,263	14,285	14,265
262 (26201 & 26202)	Pembuatan komputer dan kelengkapan peranti	69,667	67,464	66,588	67,693	68,367	69,667	66,793
263/ 26300	Pembuatan peralatan komunikasi	26,230	26,319	24,324	25,314	26,196	26,230	25,929
264/ 26400	Pembuatan peralatan elektronik pengguna	35,099	36,292	33,826	35,326	35,695	35,099	34,130
265	Pembuatan kelengkapan mengukur, menguji, memandu arah dan kawalan; jam tangan dan jam	31,734	31,691	29,638	29,895	30,947	31,734	32,146
26511 & 26512	Pembuatan kelengkapan mengukur, menguji, memandu arah & dan kawalan & Pembuatan kelengkapan kawalan proses perindustrian	24,604	24,642	22,640	22,845	23,808	24,604	24,911
26520	Pembuatan jam tangan dan jam dan bahagiannya	7,131	7,049	6,998	7,049	7,139	7,131	7,236
266/ 26600	Pembuatan peralatan penyinaran, perubatan elektro dan elektroterapeutik	13,120	12,708	12,827	12,938	13,139	13,120	13,055

			2022	2023	2022				Group Description/Period
Q2	Q3	Q4	(Jan. - Dis.)	(Jan. - Dis.)	Jan.	Feb.	Mac		
86,275	88,467	88,491	86,356	88,491	87,601	86,032	86,285	Manufacture of non-metallic mineral products n.e.c. <i>Manufacture of refractory mortars and concretes</i>	
9,940	9,890	9,801	10,661	9,801	10,694	10,459	10,613	<i>Manufacture of non-refractory ceramic</i>	
4,517	4,532	4,467	5,248	4,467	5,190	5,132	5,067	<i>Manufacture of other porcelain and ceramic products</i>	
7,117	7,085	7,374	7,303	7,374	7,687	7,697	7,659	<i>Manufacture of hydraulic cement</i>	
15,793	16,840	16,934	16,685	16,934	16,143	15,368	15,409	<i>Manufacture of ready-mix and dry-mix concrete and mortars</i>	
								<i>Manufacture of precast concrete, cement or artificial stone articles for use in construction</i>	
31,744	31,841	31,244	30,016	31,244	30,821	30,287	30,601	<i>Manufacture of prefabricated structural components for building or civil engineering of cement, concrete or artificial stone</i>	
								<i>Manufacture of other articles of concrete, cement and plaster n.e.c.</i>	
8,805	9,416	9,737	8,662	9,737	8,927	9,021	8,994	<i>Manufacture of other non-metallic mineral products n.e.c.</i>	
8,360	8,864	8,934	7,782	8,934	8,139	8,067	7,941	<i>Other industry</i>	
54,571	56,411	57,448	54,534	57,448	54,006	52,709	53,134	Manufacture of basic iron and steel	
41,983	40,579	40,119	42,642	40,119	42,550	43,684	43,474	Manufacture of basic precious and other non-ferrous metals	
14,598	14,907	14,589	14,362	14,589	15,364	15,691	15,641	Casting of metals	
59,198	59,930	60,999	60,158	60,999	59,751	59,357	59,909	Manufacture of structural metal products, tanks, reservoirs , steam generators , weapons and ammunition	
								<i>Manufacture of metal doors, windows and their frames, shutters and gates</i>	
39,265	41,170	42,207	40,355	42,207	40,558	40,308	40,766	<i>Manufacture of other structural metal products</i>	
11,296	10,565	10,497	11,447	10,497	10,864	10,907	10,865	<i>Manufacture of tanks, reservoirs and containers of metal</i>	
8,637	8,194	8,295	8,357	8,295	8,330	8,142	8,277	<i>Other industry</i>	
99,035	103,148	104,424	99,084	104,424	97,460	97,873	99,149	Manufacture of other fabricated metal products; metal working service activities	
								<i>Forging, pressing, stamping and roll-forming of metal; powder metallurgy</i>	
20,746	22,294	22,087	22,151	22,087	22,053	22,104	21,931	<i>Treatment and coating of metals; machining</i>	
13,007	11,600	11,612	12,860	11,612	12,243	12,636	13,179	<i>Manufacture of tins and cans for food products, collapsible tubes and boxes</i>	
7,547	8,223	8,120	7,655	8,120	7,949	7,881	7,758	<i>Manufacture of metal cable, plaited bands and similar articles</i>	
19,500	20,294	20,973	19,365	20,973	19,189	19,230	19,158	<i>Manufacture of bolts, screws, nuts and similar threaded products</i>	
3,354	3,383	3,615	3,168	3,615	3,174	3,202	3,315	<i>Manufacture of metal household articles</i>	
23,520	24,658	25,279	23,427	25,279	22,348	22,213	22,990	<i>Manufacture of any other fabricated metal products n.e.c.</i>	
11,362	12,696	12,738	10,458	12,738	10,504	10,607	10,817	<i>Other industry</i>	
242,587	242,230	238,894	234,460	238,894	217,493	219,452	221,659	Manufacture of electronic components and boards <i>Manufacture of diodes, transistors and similar semiconductor devices</i>	
130,000	130,403	128,999	127,805	128,999	118,738	119,920	121,453	<i>Manufacture of electronic integrated circuits micro assemblies</i>	
								<i>Manufacture of electrical capacitors and resistors</i>	
97,567	96,888	95,182	92,370	95,182	84,511	85,312	85,967	<i>Manufacture of printed circuit boards</i>	
								<i>Manufacture of display components</i>	
15,021	14,939	14,712	14,285	14,712	14,244	14,220	14,240	<i>Manufacture of other components for electronic applications</i>	
66,941	66,748	67,464	69,667	67,464	66,148	66,213	66,588	Manufacture of computers and peripheral equipment	
26,504	26,052	26,319	26,230	26,319	24,003	24,284	24,324	Manufacture of communication equipment	
34,337	37,718	36,292	35,099	36,292	34,126	33,941	33,826	Manufacture of consumer electronics	
32,143	31,578	31,691	31,734	31,691	29,553	29,454	29,638	Manufacture of measuring, testing, navigating and control equipment; watches and clocks <i>Manufacture of measuring, testing, navigating and control equipment</i>	
25,311	24,547	24,642	24,604	24,642	22,822	22,666	22,640	<i>Manufacture of industrial process control equipment</i>	
6,832	7,031	7,049	7,131	7,049	6,731	6,787	6,998	<i>Manufacture of watches and clocks and parts</i>	
13,114	12,862	12,708	13,120	12,708	12,854	12,808	12,827	Manufacture of irradiation, electromedical and electrotherapeutic equipment	

Jadual Table **1.5a** : Bilangan Pekerja Bergaji Sektor Pembuatan Mengikut Kumpulan (samb.)
: Number of Paid Employees of Manufacturing Sector by Group (cont.)

Kod Kumpulan Group code	Keterangan Kumpulan/Tempoh									
		Apr.	Mei	Jun	Jul.	Ogo.	Sep.	Okt.	Nov.	Dis.
239	Pembuatan pengeluaran galian bukan logam t.t.t.l.	86,714	86,045	86,241	86,684	86,089	86,614	86,623	86,667	86,356
23911	Pembuatan mortar refraktori dan konkrit									
&										
23921	Pembuatan seramik bukan refraktori	10,507	10,476	10,488	10,482	10,418	10,305	10,352	10,732	10,661
23930	Pembuatan produk porselin dan seramik lain	5,030	5,101	5,122	5,245	5,272	5,284	5,277	5,240	5,248
23941	Pembuatan simen hidraulik	7,888	7,915	7,902	7,918	6,905	7,036	7,043	7,344	7,303
23951	Pembuatan konkrit dan mortar siap bancuh dan bancuhan kering	16,087	15,880	15,914	15,865	16,317	16,550	16,585	16,883	16,685
23952	Pembuatan konkrit pratuangan, simen atau artikel batu buatan yang digunakan dalam pembinaan;									
&										
23953	Pembuatan komponen struktur pasang siap untuk bangunan atau kejuruteraan awam dari simen, batu atau konkrit buatan	30,102	29,809	29,880	30,237	30,084	30,296	30,466	29,939	30,016
&	Pembuatan artikel konkrit, simen dan plaster lain t.t.t.l.									
23959										
23990	Pembuatan produk mineral bukan logam lain t.t.t.l.	8,949	8,773	8,779	8,814	8,792	8,833	8,596	8,624	8,662
	Industri lain	8,150	8,090	8,157	8,123	8,301	8,310	8,305	7,905	7,782
241 (24101 & 24102 & 24103 & 24104 & 24109)	Pembuatan besi dan keluli asas	53,358	53,314	53,724	53,707	53,646	53,779	54,665	54,524	54,534
242 (24201 & 24202 & 24209)	Pembuatan logam asas berharga dan logam bukan ferus lain	43,758	43,254	42,105	42,521	42,554	42,633	42,565	42,523	42,642
243	Pengacuan logam	14,651	14,485	14,579	14,664	14,580	14,642	14,763	14,411	14,362
251 & 252	Pembuatan produk struktur logam, tangki, takungan, penjana wap, senjata dan peluru	59,372	59,608	58,461	58,305	58,501	58,655	58,569	58,615	60,158
25113	Pembuatan pintu, tingkap dan bingkai, penutup tingkap dan									
&	pintu pagar daripada logam									
25119	Pembuatan produk struktur logam lain	40,145	40,337	39,197	38,893	38,804	38,843	38,649	38,764	40,355
25120	Pembuatan tangki, takungan dan kontena daripada logam	10,975	11,013	10,928	11,029	11,182	11,574	11,564	11,534	11,447
	Industri lain	8,252	8,258	8,337	8,383	8,515	8,237	8,356	8,318	8,357
259	Pembuatan lain-lain produk yang direka daripada logam; aktiviti perkhidmatan kerja logam	97,668	97,373	96,926	96,892	97,243	98,005	97,929	98,098	99,084
25910	Tempaan, tekanan, hentakan dan bentuk gelekkan logam; serbuk metalurgi	21,897	22,087	22,023	21,806	22,305	22,744	22,490	22,122	22,151
25920	Rawatan dan penyalutan logam; menggunakan mesin	12,435	12,331	12,179	12,415	12,344	12,460	12,682	12,519	12,860
25991	Pembuatan tin untuk produk makanan dan minuman, tiub dan kotak boleh dilipat	7,842	7,624	7,672	7,724	7,759	7,651	7,595	7,693	7,655
25992	Pembuatan kabel, plaited bands (jalur/pita berpintal) dan artikel seumpamanya daripada logam	18,932	18,881	18,901	18,945	19,007	19,031	19,135	19,405	19,365
&										
25993	Pembuatan bolt, skru, nat dan produk uliran seumpamanya									
25994	Pembuatan barangan rumah daripada logam	3,213	3,258	3,188	3,008	3,029	3,027	3,023	3,178	3,168
25999	Pembuatan produk lain yang direka daripada logam t.t.t.l.	22,578	22,538	22,358	22,278	22,186	22,397	22,394	22,712	23,427
	Industri lain	10,771	10,655	10,606	10,716	10,614	10,694	10,610	10,469	10,458
261	Pembuatan komponen dan papan elektronik	223,410	223,914	226,483	227,591	229,495	231,236	230,820	232,722	234,460
26101	Pembuatan diod, transistor dan alatan semikonduktor yang seumpamanya									
&										
26102	Pembuatan litar elektronik bersepadu dengan pemasangan mikro	123,132	123,368	124,849	125,551	127,253	127,593	127,100	126,922	127,805
26103	Pembuatan kapasitor dan perintang elektrik									
&										
26104	Pembuatan papan litar bercetak	85,852	85,870	87,023	87,549	87,851	89,380	89,568	91,413	92,370
&										
26105	Pembuatan komponen paparan									
26109	Pembuatan komponen lain untuk aplikasi elektronik	14,426	14,676	14,612	14,491	14,391	14,263	14,152	14,388	14,285
262 (26201 & 26202)	Pembuatan komputer dan kelengkapan peranti	66,284	67,298	67,693	67,694	68,390	68,367	67,995	70,189	69,667
263/ 26300	Pembuatan peralatan komunikasi	24,524	24,928	25,314	25,435	25,770	26,196	26,094	26,072	26,230
264/ 26400	Pembuatan peralatan elektronik pengguna	34,526	34,949	35,326	35,808	37,486	35,695	35,631	35,379	35,099
265	Pembuatan kelengkapan mengukur, menguji, memandu arah dan kawalan; jam tangan dan jam	29,550	29,537	29,895	30,282	30,749	30,947	31,136	31,633	31,734
26511	Pembuatan kelengkapan mengukur, menguji, memandu arah dan kawalan	22,651	22,611	22,845	23,211	23,624	23,808	24,010	24,534	24,604
&										
26512	Pembuatan kelengkapan kawalan proses perindustrian									
26520	Pembuatan jam tangan dan jam dan bahagiannya	6,899	6,926	7,049	7,070	7,125	7,139	7,126	7,099	7,131
266/ 26600	Pembuatan peralatan penyinaran, perubatan elektro dan elektroterapeutik	12,714	12,827	12,938	13,008	13,136	13,139	13,185	13,176	13,120

2023												Group Description/Period
Jan.	Feb.	Mar.	Apr.	Mei	Jun	Jul.	Ogo.	Sep.	Okt.	Nov.	Dis.	
86,764	84,734	84,597	85,017	85,642	86,275	87,570	87,684	88,467	88,180	88,875	88,491	Manufacture of non-metallic mineral products Manufacture of refractory mortars and concretes
10,126	9,968	9,930	9,889	9,837	9,940	9,711	9,972	9,890	9,748	9,811	9,801	Manufacture of non-refractory ceramic
5,261	4,449	4,429	4,384	4,534	4,517	4,584	4,685	4,532	4,480	4,525	4,467	Manufacture of other porcelain and ceramic
7,410	7,413	7,152	7,130	7,145	7,117	7,381	7,000	7,085	7,074	7,381	7,374	Manufacture of hydraulic cement
16,853	15,890	15,664	15,652	15,833	15,793	16,281	16,315	16,840	16,709	17,103	16,934	Manufacture of ready-mix and dry-mix concrete and mortars
												Manufacture of precast concrete, cement or artificial stone articles for use in construction
30,459	30,305	30,811	31,153	31,352	31,744	31,840	31,738	31,841	31,686	31,422	31,244	Manufacture of prefabricated structural components for building or civil engineering of cement, concrete or artificial stone
8,558	8,621	8,532	8,618	8,764	8,805	9,307	9,146	9,416	9,664	9,737	9,737	Manufacture of other articles of concrete, cement
8,097	8,088	8,081	8,189	8,177	8,360	8,466	8,828	8,864	8,819	8,897	8,934	Manufacture of other non-metallic mineral products Other industry
54,998	53,259	54,032	54,039	54,449	54,571	54,393	55,204	56,411	57,038	57,281	57,448	Manufacture of basic iron and steel
42,836	43,852	43,283	43,049	42,949	41,983	42,129	40,837	40,579	40,711	40,093	40,119	Manufacture of basic precious and other non-ferrous metals
14,866	15,369	15,271	14,889	14,682	14,598	14,579	14,899	14,907	15,056	14,632	14,589	Casting of metals
59,926	60,142	60,572	59,650	60,307	59,198	59,123	60,012	59,930	59,600	59,598	60,999	Manufacture of structural metal products, tanks, reservoirs, steam generators, weapons and ammunition
40,023	40,175	40,398	39,796	40,239	39,265	39,519	41,711	41,170	40,883	40,657	42,207	Manufacture of metal doors, windows and their frames, shutters and gates
11,429	11,507	11,540	11,227	11,368	11,296	11,205	10,141	10,565	10,450	10,643	10,497	Manufacture of other structural metal products
8,474	8,460	8,633	8,626	8,700	8,637	8,400	8,159	8,194	8,267	8,299	8,295	Manufacture of tanks, reservoirs and containers of metal
100,149	101,147	101,196	99,821	99,997	99,035	99,938	101,819	103,148	103,362	103,038	104,424	Manufacture of other fabricated metal products; metal working service activities
22,317	21,794	21,696	21,086	21,096	20,746	21,395	22,121	22,294	22,304	22,099	22,087	Forging, pressing, stamping and roll-forming of metal; powder metallurgy
12,990	13,420	13,812	13,194	13,133	13,007	12,885	11,668	11,600	11,719	11,630	11,612	Treatment and coating of metals; machining
7,925	7,926	7,797	7,461	7,478	7,547	7,631	8,282	8,223	8,265	8,129	8,120	Manufacture of tins and cans for food products, collapsible tubes and boxes
19,603	19,804	19,498	19,600	19,649	19,500	19,839	19,803	20,294	20,262	20,164	20,973	Manufacture of metal cable, plaited bands and similar articles
3,224	3,222	3,374	3,420	3,399	3,354	3,352	3,325	3,383	3,433	3,619	3,615	Manufacture of bolts, screws, nuts and similar threaded products
23,533	24,024	23,789	23,792	23,865	23,520	23,414	24,327	24,658	24,744	24,606	25,279	Manufacture of metal household articles
10,557	10,956	11,228	11,269	11,378	11,362	11,421	12,294	12,696	12,636	12,790	12,738	Manufacture of any other fabricated metal products n.e.c.
232,601	235,331	236,008	240,519	242,132	242,587	236,704	239,866	242,230	241,440	239,917	238,894	Manufacture of electronic components and semiconductor devices
125,741	127,188	127,630	132,595	130,700	130,000	127,640	130,145	130,403	130,169	129,655	128,999	Manufacture of electronic integrated circuits micro assemblies
												Manufacture of electrical capacitors and resistors
92,577	93,866	94,113	93,703	96,536	97,567	94,153	94,885	96,888	96,419	95,515	95,182	Manufacture of printed circuit boards
												Manufacture of display components
14,283	14,277	14,265	14,221	14,897	15,021	14,911	14,836	14,939	14,852	14,747	14,712	Manufacture of other components for electronic applications
66,447	66,566	66,793	66,430	67,101	66,941	66,536	65,347	66,748	66,616	67,609	67,464	Manufacture of computers and peripheral equipment
26,067	25,910	25,929	26,167	26,399	26,504	24,800	25,823	26,052	26,415	26,371	26,319	Manufacture of communication equipment
34,397	34,161	34,130	33,564	34,215	34,337	33,943	35,963	37,718	37,026	36,514	36,292	Manufacture of consumer electronics
31,749	32,153	32,146	32,093	32,335	32,143	31,626	30,844	31,578	31,500	31,655	31,691	Manufacture of measuring, testing, navigating and control equipment; watches and clocks
24,687	25,020	24,911	24,945	25,343	25,311	24,810	24,097	24,547	24,486	24,599	24,642	Manufacture of measuring, testing, navigating and control equipment
7,062	7,133	7,236	7,148	6,991	6,832	6,816	6,747	7,031	7,013	7,056	7,049	Manufacture of industrial process control
												Manufacture of watches and clocks and parts
13,142	13,004	13,055	12,999	13,097	13,114	11,988	12,457	12,862	12,773	12,725	12,708	Manufacture of irradiation, electromedical and electrotherapeutic equipment

Jadual
Table **1.5a** : Bilangan Pekerja Bergaji Sektor Pembuatan Mengikut Kumpulan
: Number of Paid Employees of Manufacturing Sector by Group

Kod Kumpulan Group code	Keterangan Kumpulan/Tempoh			2022				2023
		2022	2023	Q1	Q2	Q3	Q4	Q1
267 (26701 & 26702) & 268 (26800)	Pembuatan peralatan optikal, kelengkapan fotografi, media magnetik dan optikal	5,818	5,915	5,643	5,936	5,999	5,818	5,980
271	Pembuatan motor elektrik, penjana, transformer dan perkakasan pengagihan dan pengawalan elektrik	44,502	43,800	43,237	42,382	44,414	44,502	44,617
	27101 Pembuatan motor elektrik, penjana dan transformer	18,608	18,737	19,128	18,606	18,852	18,608	18,928
	27102 Pembuatan perkakasan pengagihan dan pengawalan elektrik	25,894	25,064	24,109	23,776	25,562	25,894	25,689
272/ 27200	Pembuatan bateri dan akumulator	8,687	8,671	8,489	8,318	8,849	8,687	8,624
273	Pembuatan pendawaian dan peranti pendawaian	24,074	23,530	23,924	24,331	24,275	24,074	24,299
	27310 Pembuatan kabel gentian optikal	926	969	937	966	1,026	926	949
	27320 Pembuatan wayar dan kabel elektronik dan elektrik lain	21,825	20,980	21,213	21,614	21,499	21,825	21,892
	27330 Pembuatan alatan pendawaian pembawa dan bukan pembawa arus untuk litar elektrik (tanpa mengira jenis bahan)	1,323	1,581	1,774	1,751	1,750	1,323	1,459
274/ 27400	Pembuatan kelengkapan pencahayaan elektrik	3,656	3,934	3,642	3,790	4,043	3,656	3,624
275/ 27500	Pembuatan perkakasan domestik	14,844	14,766	15,787	15,552	14,968	14,844	15,597
279/ 27900	Pembuatan kelengkapan elektrik lain	7,818	7,709	7,727	7,812	7,686	7,818	7,873
281 & 282	Pembuatan jentera kegunaan umum dan kegunaan khas	96,289	93,994	93,591	96,289	95,616	96,289	97,105
	28120 Pembuatan alat-alat kuasa bendalir &							
	28130 Pembuatan pam, pemampat, kepala paip dan injap lain	7,548	6,346	7,756	7,565	7,475	7,548	7,916
	28180 & Pembuatan alatan tangan yang menggunakan kuasa dilengkapkan dengan motor elektrik atau bukan motor elektrik atau pneumatik	22,093	22,759	22,721	22,846	22,359	22,093	22,879
	28220 Pembuatan jentera pembentukan logam dan alatan mesin							
	28192 Pembuatan mesin penyaman udara, termasuk untuk kenderaan bermotor	10,104	8,842	9,434	9,295	9,670	10,104	10,320
	28290 Pembuatan lain-lain mesin bertujuan khas t.t.t.l. Industri lain	9,303	8,427	9,900	9,860	9,283	9,303	9,516
		47,242	47,621	43,781	46,723	46,829	47,242	46,473
291 (29101 & 29102)	Pembuatan kenderaan bermotor	25,340	25,665	24,441	24,590	25,233	25,340	24,538
292/ 29200	Pembuatan kerangka (coachwork) untuk kenderaan bermotor; pembuatan treler dan semi treler	7,336	8,712	6,672	6,905	7,078	7,336	7,572
293/ 29300	Pembuatan alat ganti dan aksesori untuk kenderaan bermotor	54,158	53,237	53,903	54,279	54,005	54,158	54,927
301 (30110 & 30120)	Pembinaan kapal dan bot	13,936	15,257	13,252	13,269	13,692	13,936	14,201
302, 303, 304 & 309	Pembuatan lokomotif keretapi, rolling stock, kapal angkasa dan udara, jentera berkaitan, kenderaan tempur ketenteraan, dan kelengkapan pengangkutan t.t.t.l.	29,491	29,049	30,075	29,704	30,033	29,491	30,053
	30910 Pembuatan motosikal	11,782	12,956	11,960	11,574	11,822	11,782	12,510
	30920 Pembuatan basikal dan invalid carriages Industri lain	3,464	1,579	3,428	3,554	3,567	3,464	3,241
		14,244	14,514	14,688	14,577	14,644	14,244	14,302
310	Pembuatan perabot	77,294	81,979	78,959	79,824	78,998	77,294	79,337
	31001 Pembuatan perabot kayu dan rotan Industri lain	59,201	62,863	60,777	61,735	60,915	59,201	60,595
		18,092	19,116	18,182	18,088	18,083	18,092	18,742
321 (32110 & 32120)	Pembuatan barang kemas, bijouterie dan artikel berkaitan	5,577	5,665	5,335	5,278	5,375	5,577	6,107
322, 325 & 329	Pembuatan instrumen muzik, peralatan dan bekalan perubatan dan pergigian dan pembuatan lain t.t.t.l.	27,237	28,203	26,627	26,857	27,241	27,237	27,190
	32901 Pembuatan alat tulis Industri lain	6,191	6,097	6,137	6,149	6,281	6,191	6,062
		21,046	22,107	20,490	20,708	20,960	21,046	21,129
323/ 32300	Pembuatan barangan sukan	2,723	2,108	2,614	2,605	2,639	2,723	2,585
324/ 32400	Pembuatan permainan dan mainan	5,251	4,999	4,936	5,039	5,439	5,251	5,052
331 & 332	Pembaikan pemasangan produk logam, jentera, kelengkapan dan pemasangan jentera perindustrian dan kelengkapan	42,314	43,843	42,865	43,016	41,867	42,314	43,583
	33150 Pembaikan dan penyelenggaraan kelengkapan pengangkutan kecuali motosikal dan basikal Industri lain	6,891	7,256	6,667	6,739	6,625	6,891	7,280
		35,423	36,587	36,198	36,276	35,242	35,423	36,302
Jumlah Pembuatan		2,335,435	2,374,557	2,287,325	2,297,905	2,316,961	2,335,435	2,351,269

			2022	2023	2022				Group Description/Period
Q2	Q3	Q4	(Jan. - Dis.)	(Jan. - Dis.)	Jan.	Feb.	Mac		
5,853	6,236	5,915	5,818	5,915	5,601	5,674	5,643	Manufacture of optical instruments, photographic equipment, magnetic and optical media	
43,394	44,787	43,800	44,502	43,800	43,546	43,361	43,237	Manufacture of electric motors, generators, transformers and electricity distribution and control apparatus	
18,215	19,102	18,737	18,608	18,737	19,281	19,161	19,128	Manufacture of electric motors, generators and transformers	
25,179	25,685	25,064	25,894	25,064	24,265	24,200	24,109	Manufacture of electricity distribution and control apparatus	
8,589	8,939	8,671	8,687	8,671	8,030	8,513	8,489	Manufacture of batteries and accumulators	
23,545	24,010	23,530	24,074	23,530	24,094	23,788	23,924	Manufacture of wiring and wiring devices	
975	962	969	926	969	884	884	937	Manufacture of fibre optic cables	
21,073	21,463	20,980	21,825	20,980	21,457	21,151	21,213	Manufacture of other electronic and electric wires and cables	
1,496	1,585	1,581	1,323	1,581	1,753	1,753	1,774	Manufacture of current -carrying and non current-carrying wiring devices for electrical circuits regardless of material	
3,555	3,908	3,934	3,656	3,934	3,705	3,698	3,642	Manufacture of electric lighting equipment	
15,738	15,024	14,766	14,844	14,766	15,393	15,300	15,787	Manufacture of domestic appliances	
7,726	7,785	7,709	7,818	7,709	7,631	7,593	7,727	Manufacture of other electrical equipment	
98,507	95,536	93,994	96,289	93,994	93,820	95,057	93,591	Manufacture of general-purpose and special-purpose machinery	
								Manufacture of fluid power equipment	
7,978	7,314	6,346	7,548	6,346	7,649	7,703	7,756	Manufacture of other pumps, compressors, taps and valves	
								Manufacture of power-driven hand tools with self-contained electric or non-electric motor or pneumatic drives	
23,370	22,743	22,759	22,093	22,759	22,670	23,030	22,721	Manufacture of metal-forming machinery and machine tools	
9,918	9,058	8,842	10,104	8,842	9,300	9,415	9,434	Manufacture of air-conditioning machines, including for motor vehicles	
9,741	8,443	8,427	9,303	8,427	9,728	9,855	9,900	Manufacture of other special-purpose machinery n.e.c.	
47,499	47,977	47,621	47,242	47,621	44,473	45,054	43,781	Other industry	
24,742	25,777	25,665	25,340	25,665	24,294	24,524	24,441	Manufacture of motor vehicles	
7,608	8,612	8,712	7,336	8,712	6,514	6,757	6,672	Manufacture of bodies (coachwork) for motor vehicles; manufacture of trailers and semi-trailers	
54,735	53,178	53,237	54,158	53,237	53,581	53,814	53,903	Manufacture of parts and accessories for motor vehicles	
14,379	15,054	15,257	13,936	15,257	13,103	13,066	13,252	Building of ships and boats	
29,372	28,999	29,049	29,491	29,049	29,738	29,978	30,075	Manufacture of railway locomotives, rolling stock, air and spacecraft, related machinery, military fighting vehicles and transport equipment n.e.c	
11,955	12,904	12,956	11,782	12,956	11,680	11,785	11,960	Manufacture of motorcycles	
3,048	1,749	1,579	3,464	1,579	3,442	3,431	3,428	Manufacture of bicycles and invalid carriages	
14,368	14,346	14,514	14,244	14,514	14,616	14,763	14,688	Other industry	
80,585	81,400	81,979	77,294	81,979	78,359	78,533	78,959	Manufacture of furniture	
61,797	62,840	62,863	59,201	62,863	60,314	60,211	60,777	Manufacture of wooden and cane furniture	
18,787	18,561	19,116	18,092	19,116	18,045	18,322	18,182	Other industry	
5,818	5,597	5,665	5,577	5,665	5,507	5,602	5,335	Manufacture of jewellery, bijouterie and related articles	
27,092	28,430	28,203	27,237	28,203	26,385	26,487	26,627	Manufacture of musical instruments, medical and dental instruments and supplies and other manufacturing n.e.c.	
5,971	6,269	6,097	6,191	6,097	6,288	6,308	6,137	Manufacture of stationery	
21,121	22,162	22,107	21,046	22,107	20,097	20,180	20,490	Other industry	
2,583	2,149	2,108	2,723	2,108	2,692	2,606	2,614	Manufacture of sports goods	
4,999	5,026	4,999	5,251	4,999	4,853	5,006	4,936	Manufacture of games and toys	
43,593	43,616	43,843	42,314	43,843	42,529	42,470	42,865	Repair of fabricated metal products, machinery and equipment and installation of industrial machinery and equipment	
7,339	7,324	7,256	6,891	7,256	6,754	6,628	6,667	Repair and maintenance of transport equipment except motorcycles and bicycles	
36,254	36,292	36,587	35,423	36,587	35,775	35,842	36,198	Other industry	
2,345,574	2,372,752	2,374,557	2,335,435	2,374,557	2,274,146	2,275,927	2,287,325	Total Manufacturing	

Jadual Table **1.5a** : Bilangan Pekerja Bergaji Sektor Pembuatan Mengikut Kumpulan (samb.)
: Number of Paid Employees of Manufacturing Sector by Group (cont.)

Kod Kumpulan Group code	Keterangan Kumpulan/Tempoh										
		Apr.	Mei	Jun	Jul.	Ogo.	Sep.	Okt.	Nov.	Dis.	
267 (26701 & 26702) & 268 (26800)	Pembuatan peralatan optikal, kelengkapan fotografi, media magnetik dan optikal	5,859	5,822	5,936	5,857	6,021	5,999	5,997	5,740	5,818	
271	Pembuatan motor elektrik, penjana, transformer dan perkakasan pengagihan dan pengawalan elektrik	42,301	42,223	42,382	43,008	44,102	44,414	44,512	44,336	44,502	
27101	Pembuatan motor elektrik, penjana dan transformer	18,574	18,675	18,606	18,555	18,619	18,852	18,783	18,521	18,608	
27102	Pembuatan perkakasan pengagihan dan pengawalan elektrik	23,727	23,549	23,776	24,453	25,483	25,562	25,728	25,815	25,894	
272/ 27200	Pembuatan bateri dan akumulator	8,388	8,110	8,318	8,198	8,389	8,849	8,955	8,635	8,687	
273	Pembuatan pendawaian dan peranti pendawaian	24,027	24,295	24,331	23,984	24,548	24,275	24,337	24,749	24,074	
27310	Pembuatan kabel gentian optikal	946	962	966	999	1,016	1,026	1,022	929	926	
27320	Pembuatan wayar dan kabel elektronik dan elektrik lain	21,312	21,591	21,614	21,238	21,781	21,499	21,583	22,072	21,825	
27330	Pembuatan alatan pendawaian pembawa dan bukan pembawa arus untuk litar elektrik (tanpa mengira jenis bahan)	1,770	1,742	1,751	1,746	1,750	1,750	1,732	1,748	1,323	
274/ 27400	Pembuatan kelengkapan pencahayaan elektrik	3,652	3,669	3,790	3,953	3,942	4,043	4,012	3,632	3,656	
275/ 27500	Pembuatan perkakasan domestik	15,574	15,530	15,552	15,266	15,415	14,968	15,273	14,704	14,844	
279/ 27900	Pembuatan kelengkapan elektrik lain	7,697	7,731	7,812	7,847	7,938	7,686	7,725	7,819	7,818	
281 & 282	Pembuatan jentera kegunaan umum dan kegunaan khas	94,805	94,870	96,289	95,670	95,818	95,616	96,128	96,173	96,289	
28120 & 28130	Pembuatan alat-alat kuasa bendalir & Pembuatan pam, pemampat, kepala paip dan injap lain	7,678	7,602	7,565	7,582	7,542	7,475	7,522	7,568	7,548	
28180 & 28220	Pembuatan alatan tangan yang menggunakan kuasa dilengkapkan dengan motor elektrik atau bukan motor elektrik atau pneumatik & Pembuatan jentera pembentukan logam dan alatan mesin	22,797	22,805	22,846	22,405	22,395	22,359	22,294	22,175	22,093	
28192	Pembuatan mesin penyaman udara, termasuk untuk kenderaan bermotor	9,334	9,328	9,295	9,487	9,593	9,670	9,688	9,905	10,104	
28290	Pembuatan lain-lain mesin bertujuan khas t.t.t.l. Industri lain	9,955 45,041	9,888 45,247	9,860 46,723	9,850 46,346	9,696 46,591	9,283 46,829	9,326 47,297	9,213 47,312	9,303 47,242	
291 (29101 & 29102)	Pembuatan kenderaan bermotor	24,098	23,870	24,590	25,068	25,180	25,233	25,217	25,233	25,340	
292/ 29200	Pembuatan kerangka (coachwork) untuk kenderaan bermotor; pembuatan treler dan semi treler	6,814	6,796	6,905	6,862	6,937	7,078	7,084	6,998	7,336	
293/ 29300	Pembuatan alat ganti dan aksesori untuk kenderaan bermotor	54,112	54,234	54,279	54,106	53,973	54,005	54,085	54,084	54,158	
301 (30110 & 30120)	Pembinaan kapal dan bot	13,056	13,129	13,269	13,607	13,669	13,692	14,008	14,044	13,936	
302, 303, 304 & 309	Pembuatan lokomotif keretapi, rolling stock, kapal angkasa dan udara, jentera berkaitan, kenderaan tempur ketenteraan, dan kelengkapan pengangkutan t.t.t.l.	29,858	29,733	29,704	29,633	29,736	30,033	29,678	29,559	29,491	
30910	Pembuatan motosikal	11,684	11,512	11,574	11,425	11,539	11,822	11,757	11,782	11,782	
30920	Pembuatan basikal dan invalid carriages Industri lain	3,458 14,716	3,515 14,705	3,554 14,577	3,562 14,647	3,500 14,696	3,567 14,644	3,562 14,359	3,532 14,245	3,464 14,244	
310	Pembuatan perabot	80,154	79,616	79,824	78,338	78,497	78,998	78,762	77,544	77,294	
31001	Pembuatan perabot kayu dan rotan Industri lain	61,922 18,232	61,540 18,076	61,735 18,088	60,345 17,993	60,650 17,846	60,915 18,083	60,637 18,124	59,865 17,680	59,201 18,092	
321 (32110 & 32120)	Pembuatan barang kemas, bijouterie dan artikel berkaitan	5,409	5,403	5,278	5,351	5,328	5,375	5,434	5,569	5,577	
322, 325 & 329	Pembuatan instrumen muzik, peralatan dan bekalan perubatan dan pergigian dan pembuatan lain t.t.t.l.	26,676	26,786	26,857	27,270	27,293	27,241	27,119	27,119	27,237	
32901	Pembuatan alat tulis Industri lain	6,181 20,496	6,199 20,587	6,149 20,708	6,263 21,006	6,272 21,020	6,281 20,960	6,272 20,847	6,134 20,985	6,191 21,046	
323/ 32300	Pembuatan barangan sukan	2,625	2,640	2,605	2,615	2,637	2,639	2,683	2,649	2,723	
324/ 32400	Pembuatan permainan dan mainan	4,833	4,925	5,039	5,317	5,337	5,439	5,432	5,371	5,251	
331 & 332	Pembaikan pemasangan produk logam, jentera, kelengkapan dan pemasangan jentera perindustrian dan kelengkapan	43,097	43,347	43,016	42,826	42,276	41,867	42,353	42,172	42,314	
33150	Pembaikan dan penyelenggaraan kelengkapan pengangkutan kecuali motosikal dan basikal Industri lain	6,724 36,373	6,709 36,638	6,739 36,276	6,640 36,187	6,601 35,675	6,625 35,242	6,625 35,728	6,730 35,441	6,891 35,423	
Jumlah Pembuatan		2,291,470	2,296,686	2,297,905	2,300,906	2,309,353	2,316,961	2,321,179	2,328,070	2,335,435	

2023												Group Description/Period
Jan.	Feb.	Mar.	Apr.	Mei	Jun	Jul.	Ogo.	Sep.	Okt.	Nov.	Dis.	
6,019	5,956	5,980	5,891	5,916	5,853	5,800	6,165	6,236	6,186	5,937	5,915	<i>Manufacture of optical instruments, photographic equipment, magnetic and optical media</i>
44,702	44,495	44,617	43,615	43,288	43,394	44,057	44,811	44,787	44,515	44,123	43,800	<i>Manufacture of electric motors, generators, transformers and electricity distribution and</i>
19,030	18,915	18,928	18,370	18,325	18,215	18,430	18,952	19,102	18,989	18,799	18,737	<i>Manufacture of electric motors, generators and</i>
25,672	25,580	25,689	25,245	24,962	25,179	25,627	25,859	25,685	25,525	25,325	25,064	<i>Manufacture of electricity distribution and control</i>
8,689	8,630	8,624	8,538	8,587	8,589	8,534	8,674	8,939	8,998	8,653	8,671	<i>Manufacture of batteries and accumulators</i>
23,949	24,428	24,299	24,434	23,557	23,545	23,357	23,815	24,010	23,909	23,779	23,530	<i>Manufacture of wiring and wiring devices</i>
936	941	949	961	974	975	960	955	962	988	992	969	<i>Manufacture of fibre optic cables</i>
21,586	22,060	21,892	21,973	21,087	21,073	20,962	21,334	21,463	21,330	21,211	20,980	<i>Manufacture of other electronic and electric wires</i>
1,427	1,427	1,459	1,501	1,496	1,496	1,435	1,526	1,585	1,590	1,576	1,581	<i>Manufacture of current-carrying and non current-carrying wiring devices for electrical circuits regardless of material</i>
3,601	3,521	3,624	3,528	3,501	3,555	3,684	3,858	3,908	3,927	3,900	3,934	<i>Manufacture of electric lighting equipment</i>
14,901	14,932	15,597	15,371	15,888	15,738	15,447	15,692	15,024	14,961	14,881	14,766	<i>Manufacture of domestic appliances</i>
7,905	7,882	7,873	7,782	7,741	7,726	7,800	7,964	7,785	7,739	7,676	7,709	<i>Manufacture of other electrical equipment</i>
96,996	98,086	97,105	97,395	96,815	98,507	96,005	96,046	95,536	95,332	95,471	93,994	<i>Manufacture of general-purpose and special-purpose machinery</i>
7,902	7,976	7,916	7,874	7,856	7,978	7,893	7,373	7,314	7,378	7,334	6,346	<i>Manufacture of fluid power equipment</i>
22,213	22,593	22,879	22,934	22,787	23,370	22,959	22,665	22,743	22,710	22,769	22,759	<i>Manufacture of other pumps, compressors, taps and valves</i>
10,379	10,517	10,320	10,248	9,980	9,918	8,977	8,938	9,058	8,974	8,896	8,842	<i>Manufacture of power-driven hand tools with self-contained electric or non-electric motor or pneumatic drives</i>
9,397	9,530	9,516	9,637	9,689	9,741	9,791	8,673	8,443	8,445	8,418	8,427	<i>Manufacture of metal-forming machinery and machine tools</i>
47,104	47,471	46,473	46,702	46,503	47,499	46,385	48,397	47,977	47,825	48,053	47,621	<i>Manufacture of air-conditioning machines, including for motor vehicles</i>
25,254	24,684	24,538	24,501	24,840	24,742	25,324	25,689	25,777	25,917	25,904	25,665	<i>Manufacture of other special-purpose machinery</i>
7,361	7,676	7,572	7,590	7,595	7,608	7,726	8,581	8,612	8,662	8,618	8,712	<i>Manufacture of other special-purpose machinery</i>
54,385	54,728	54,927	54,833	55,002	54,735	54,809	53,205	53,178	53,183	53,069	53,237	<i>Other industry</i>
14,356	14,389	14,201	14,031	14,262	14,379	14,709	14,826	15,054	14,933	15,177	15,257	<i>Manufacture of motor vehicles</i>
29,937	29,923	30,053	29,681	29,565	29,372	29,691	28,994	28,999	29,105	28,979	29,049	<i>Manufacture of bodies (coachwork) for motor vehicles; manufacture of trailers and semi-</i>
12,113	12,233	12,510	12,163	11,853	11,955	12,748	12,489	12,904	13,083	13,033	12,956	<i>Manufacture of parts and accessories for motor vehicles</i>
3,349	3,280	3,241	3,227	3,146	3,048	2,633	1,969	1,749	1,634	1,584	1,579	<i>Manufacture of railway locomotives, rolling stock, air and spacecraft, related machinery, military fighting vehicles and transport</i>
14,475	14,411	14,302	14,290	14,566	14,368	14,309	14,536	14,346	14,388	14,362	14,514	<i>Manufacture of motorcycles</i>
79,024	79,053	79,337	80,462	80,682	80,585	80,271	80,892	81,400	82,545	81,929	81,979	<i>Manufacture of bicycles and invalid carriages</i>
60,332	60,239	60,595	61,799	61,915	61,797	61,612	62,751	62,840	63,551	62,918	62,863	<i>Other industry</i>
18,692	18,815	18,742	18,664	18,767	18,787	18,659	18,141	18,561	18,994	19,011	19,116	<i>Manufacture of furniture</i>
5,981	6,112	6,107	6,014	6,041	5,818	5,567	5,485	5,597	5,620	5,669	5,665	<i>Manufacture of wooden and cane furniture</i>
27,159	27,107	27,190	26,890	27,073	27,092	28,373	28,404	28,430	28,497	28,454	28,203	<i>Manufacture of jewellery, bijouterie and related articles</i>
6,215	6,079	6,062	6,057	6,077	5,971	6,038	6,239	6,269	6,257	6,115	6,097	<i>Manufacture of musical instruments, medical and dental instruments and supplies and other manufacturing n.e.c.</i>
20,944	21,028	21,129	20,833	20,996	21,121	22,335	22,165	22,162	22,240	22,339	22,107	<i>Manufacture of stationary</i>
2,646	2,547	2,585	2,576	2,580	2,583	2,581	2,172	2,149	2,124	2,172	2,108	<i>Other industry</i>
5,130	5,127	5,052	5,024	5,044	4,999	4,549	5,005	5,026	5,095	5,022	4,999	<i>Manufacture of sports goods</i>
43,460	43,478	43,583	43,684	44,026	43,593	44,126	44,084	43,616	43,845	43,599	43,843	<i>Manufacture of games and toys</i>
7,422	7,409	7,280	7,434	7,286	7,339	7,271	7,395	7,324	7,183	7,245	7,256	<i>Repair of fabricated metal products, machinery and equipment and installation of industrial machinery and equipment</i>
36,037	36,069	36,302	36,251	36,740	36,254	36,855	36,689	36,292	36,662	36,354	36,587	<i>Repair and maintenance of transport equipment except motorcycles and bicycles</i>
2,341,951	2,349,967	2,351,269	2,349,159	2,355,748	2,345,574	2,340,123	2,355,111	2,372,752	2,378,238	2,377,383	2,374,557	<i>Other industry</i>
Total Manufacturing												

Jadual **1.5b** : Bilangan Pekerja Bergaji Sektor Pembuatan Mengikut Kumpulan: Perubahan Peratusan Tahunan
 Table : Number of Paid Employees of Manufacturing Sector by Group: Annual Percentage Change

Kod Kumpulan Group code	Keterangan Kumpulan/Tempoh	2022					
		2022	2023	Q1	Q2	Q3	Q4
101	Pemprosesan dan pengawetan daging	4.9	7.8	-0.02	0.4	-0.1	4.9
102	Pemprosesan dan pengawetan ikan, krustasea dan moluska	5.3	3.5	-2.3	3.2	3.9	5.3
	10201 Pengetinan ikan, krustasea dan moluska &	6.4	2.2	-3.5	0.9	3.0	6.4
	10202 Pemprosesan dan pengawetan ikan, krustasea dan moluska Industri lain	-0.4	10.7	4.2	17.0	9.2	-0.4
103	Pemprosesan dan pengawetan buah-buahan dan sayur - sayuran	-2.1	1.7	-9.1	-9.3	-2.1	-2.1
	10303 Pengetinan nanas &	12.4	-8.1	-57.0	-52.1	-2.9	12.4
	10304 Pembuatan jem, marmalad dan sajian jeli Industri lain	-3.0	2.3	-3.8	-4.6	-2.1	-3.0
104	Pembuatan minyak dan lemak daripada sayuran dan haiwan	6.0	6.7	3.2	3.1	3.6	6.0
	10404 Pembuatan minyak sayuran mentah dan bertapis &	5.7	10.5	1.8	4.6	5.0	5.7
	10406 Pembuatan sebatian lemak masakan	4.9	3.5	3.5	6.8	7.5	4.9
	10405 Pembuatan minyak kelapa Industri lain	6.0	6.6	3.3	2.8	3.4	6.0
105	Pembuatan produk tenusu	1.1	4.2	-5.2	-4.0	-4.9	1.1
	10502 Pembuatan susu pekat, tepung dan sejat Industri lain	-1.1	1.9	-5.9	-5.4	-7.0	-1.1
		7.3	10.1	-3.4	-0.2	0.8	7.3
106	Pembuatan produk bijian, kanji dan produk berkanji	3.6	3.0	3.2	2.5	1.8	3.6
	10611 Pengilangan beras	9.5	1.8	2.3	2.7	1.6	9.5
	10613 Pengilangan tepung Industri lain	0.7	6.1	5.0	2.8	2.1	0.7
		-9.5	-5.5	-0.9	-0.1	1.8	-9.5
107	Pembuatan produk makanan lain	5.6	8.9	4.8	4.0	4.7	5.6
	10711 Pembuatan biskut dan cookies	1.0	2.8	20.4	21.2	21.9	1.0
	10712 Pembuatan roti, kek dan produk bakeri lain	3.5	8.0	2.1	-2.3	-1.6	3.5
	10713 Pembuatan produk snek	5.0	8.8	-5.1	-3.1	1.2	5.0
	10721 Pembuatan gula	-1.2	5.3	-2.7	-3.5	-3.8	-1.2
	10731 Pembuatan produk koko	-0.5	3.2	-3.8	-1.9	1.8	-0.5
	10732 Pembuatan coklat dan produk coklat &	-2.1	9.8	-8.5	-5.5	-2.1	-2.1
	10733 Pembuatan konfeksi gula	15.5	16.4	13.5	17.5	14.6	15.5
	10793 Pembuatan sos dan bahan perasa	10.7	20.0	14.5	8.1	9.9	10.7
	10799 Pembuatan produk makanan lain t.t.t.l. Industri lain	7.3	5.6	2.1	3.1	2.5	7.3
108/10800	Pembuatan makanan haiwan tersedia	4.6	-12.2	-16.4	-12.6	-2.5	4.6
110	Pembuatan minuman ringan	2.6	2.6	1.2	3.9	0.7	2.6
	11041 Pembuatan minuman ringan	3.1	0.9	2.3	3.6	4.0	3.1
	11042 Pengeluaran air mineral semulajadi dan minuman lain yang dibotolkan Industri lain	-1.8	4.8	-5.4	0.5	-4.2	-1.8
		10.6	8.1	11.4	15.1	-6.4	10.6
120/12000	Pembuatan produk tembakau	2.8	2.2	0.1	1.7	0.2	2.8
131	Pemintalan, penenunan dan penyiapan tekstil	-1.8	1.2	-1.8	-1.9	-0.7	-1.8
	13110 Penyediaan dan pemintalan gentian tekstil &	-3.6	3.2	-7.5	-8.7	-5.6	-3.6
	13120 Penenunan tekstil	3.2	-4.5	22.8	22.1	15.3	3.2
	13132 Pewarnaan, pelunturan, percetakan dan penyiapan akhir benang dan fabrik Industri lain	-5.0	8.6	-30.2	-16.7	-16.3	-5.0
139	Pembuatan tekstil lain	2.5	1.9	3.2	6.3	4.9	2.5
	13910 Pembuatan fabrik dikait dan dikrusye Industri lain	-1.9	-4.5	8.4	6.6	4.2	-1.9
		5.6	6.0	-0.2	6.0	5.4	5.6
141	Pembuatan pakaian, kecuali pakaian berbulu	2.6	2.6	2.8	6.4	5.8	2.6
	14102 Pembuatan pakaian Industri lain	2.9	2.6	3.1	5.6	4.8	2.9
		1.9	2.6	2.1	8.6	8.7	1.9
142 & 143	Pembuatan artikel daripada kulit bulu dan pakaian yang dikait dan dikrusye	2.6	8.5	-12.1	-10.6	4.9	2.6
151 (15110 & 15120)	Penyamakan dan pembersihan kulit, pembuatan bagasi, beg tangan, pelana dan abah-abah pembersihan dan pewarnaan bulu	-4.4	-0.6	5.8	2.6	-1.5	-4.4
152	Pembuatan kasut	8.8	5.3	0.9	8.3	9.3	8.8
	15201 Pembuatan kasut kulit &	10.3	-0.8	0.4	9.2	13.0	10.3
	15203 Pembuatan kasut getah Industri lain	6.9	12.9	1.4	7.1	5.1	6.9
161/16100	Pengilangan dan pengetaman kayu	-1.9	-2.6	3.6	10.4	0.6	-1.9

2023		2022		2023		Group Description/Period
Q1	Q2	Q3	Q4	(Jan. - Dis.)	(Jan. - Dis.)	
6.3	9.5	10.3	7.8	4.9	7.8	Processing and preserving of meat
9.1	6.0	5.3	3.5	5.3	3.5	Processing and preserving of fish, crustaceans and molluscs
9.5	6.3	4.8	2.2	6.4	2.2	Canning of fish, crustaceans and molluscs
6.7	4.6	7.5	10.7	-0.4	10.7	Processing, curing and preserving of fish, crustacean and molluscs
2.2	6.0	4.0	1.7	-2.1	1.7	Processing and preserving of fruits and vegetable
17.0	5.4	7.4	-8.1	12.4	-8.1	Pineapple canning
1.5	6.1	3.8	2.3	-3.0	2.3	Manufacture of jams, marmalades and table jellies
6.9	7.0	8.9	6.7	6.0	6.7	Manufacture of vegetable and animal oils and fats
9.9	8.3	16.3	10.5	5.7	10.5	Manufacture of crude and refined vegetable oil
3.5	1.3	3.7	3.5	4.9	3.5	Manufacture of compound cooking fats
6.9	7.2	8.7	6.6	6.0	6.6	Manufacture of coconut oil
2.5	-0.1	4.4	4.2	1.1	4.2	Manufacture of dairy products
1.3	-0.9	3.2	1.9	-1.1	1.9	Manufacture of condensed, powdered and evaporated milk
5.9	2.0	7.7	10.1	7.3	10.1	Other industry
4.3	4.3	4.1	3.0	3.6	3.0	Manufacture of grain mill products, starches and starch products
8.5	6.8	2.9	1.8	9.5	1.8	Rice milling
2.8	4.1	7.7	6.1	0.7	6.1	Flour milling
-9.4	-7.6	-6.7	-5.5	-9.5	-5.5	Other industry
4.6	5.7	9.8	8.9	5.6	8.9	Manufacture of other food products
2.1	0.6	1.6	2.8	1.0	2.8	Manufacture of biscuits and cookies
8.7	9.6	11.5	8.0	3.5	8.0	Manufacture of bread, cakes and other bakery products
5.3	4.9	7.9	8.8	5.0	8.8	Manufacture of snack products
-0.5	2.7	7.2	5.3	-1.2	5.3	Manufacture of sugar
-2.2	1.1	-0.5	3.2	-0.5	3.2	Manufacture of cocoa products
-0.1	-1.7	3.7	9.8	-2.1	9.8	Manufacture of chocolate and chocolate products
10.0	8.8	17.7	16.4	15.5	16.4	Manufacture of sugar confectionery
-7.4	4.0	16.9	20.0	10.7	20.0	Manufacture of sauces and condiments
7.9	6.7	8.8	5.6	7.3	5.6	Manufacture of other food products n.e.c.
5.3	-1.8	-7.6	-12.2	4.57	-12.2	Manufacture of prepared animal feeds
2.9	3.8	2.8	2.6	2.6	2.6	Manufacture of beverages
1.7	2.7	0.9	0.9	3.1	0.9	Manufacture of soft drinks
4.9	4.8	5.5	4.8	-1.8	4.8	Production of natural mineral waters and other bottled waters
5.2	8.2	8.7	8.1	10.6	8.1	Other industry
2.4	7.1	6.1	2.2	2.8	2.2	Manufacture of tobacco products
0.5	2.8	2.6	1.2	-1.76	1.2	Spinning, weaving and finishing of textiles
1.2	4.2	6.6	3.2	-3.6	3.2	Preparation and spinning of textile fibres
-1.6	-0.8	-7.2	-4.5	3.2	-4.5	Weaving of textiles
3.7	6.9	7.5	8.6	-5.0	8.6	Dyeing, bleaching, printing and finishing of yarns and fabrics
3.2	2.4	2.5	1.9	2.5	1.9	Manufacture of other textiles
-4.8	-5.1	-6.1	-4.5	-1.9	-4.5	Manufacture of knitted and crocheted fabrics
8.8	7.4	8.2	6.0	5.6	6.0	Other industry
1.8	3.1	3.0	2.6	2.6	2.6	Manufacture of wearing apparel, except fur
3.2	2.8	2.3	2.6	2.9	2.6	Manufacture of clothings
-1.9	4.0	4.9	2.6	1.9	2.6	Other industry
6.7	5.4	10.3	8.5	2.6	8.5	Manufacture of articles of fur, knitted and crocheted apparel
-0.3	0.8	1.2	-0.6	-4.4	-0.6	Tanning and dressing of leather; manufacture of luggage, handbags, saddlery and harness; dressing and dyeing of fur
9.9	7.6	5.7	5.3	8.8	5.3	Manufacture of footwear
7.4	1.4	-0.02	-0.8	10.3	-0.8	Manufacture of leather footwear
13.0	15.2	12.8	12.9	6.9	12.9	Manufacture of rubber footwear
-1.7	-2.4	-3.6	-2.6	-1.9	-2.6	Other industry
						Sawmilling and planing of wood

Jadual **1.5b** : Bilangan Pekerja Bergaji Sektor Pembuatan Mengikut Kumpulan: Perubahan Peraturan Tahunan (samb.)
 Table : Number of Paid Employees of Manufacturing Sector by Group: Annual Percentage Change (cont.)

Kod Kumpulan Group code	Keterangan Kumpulan/Tempoh	2022											
		Jan.	Feb.	Mac	Apr.	Mei	Jun	Jul.	Ogo.	Sep.	Okt.	Nov.	Dis.
101	Pemprosesan dan pengawetan daging	1.3	1.4	0.0	-0.1	0.4	0.4	-0.8	0.3	-0.1	2.7	4.0	4.9
102	Pemprosesan dan pengawetan ikan, krustasea dan moluska	-0.3	-2.2	-2.3	-0.1	0.8	3.2	3.9	4.8	3.9	4.9	5.8	5.3
	10201 Pengetinan ikan, krustasea dan moluska &	-1.0	-3.2	-3.5	-1.0	-0.4	0.9	2.3	3.3	3.0	4.4	6.3	6.4
	10202 Pemprosesan dan pengawetan ikan, krustasea dan moluska Industri lain	3.3	3.3	4.2	5.1	7.8	17.0	12.8	13.4	9.2	7.3	3.4	-0.4
103	Pemprosesan dan pengawetan buah-buahan dan sayur - sayuran	-8.4	-8.1	-9.1	-10.1	-9.1	-9.3	-8.7	-3.8	-2.1	-0.5	-0.2	-2.1
	10303 Pengetinan nanas &	-54.2	-54.2	-57.0	-53.7	-54.1	-52.1	-52.0	-4.9	-2.9	-3.4	-1.8	12.4
	10304 Pembuatan jem, marmalad dan sajian jeli Industri lain	-3.4	-3.0	-3.8	-5.3	-4.2	-4.6	-4.1	-3.7	-2.1	-0.3	-0.2	-3.0
104	Pembuatan minyak dan lemak daripada sayuran dan haiwan	2.7	3.3	3.2	3.0	2.7	3.1	3.2	3.7	3.6	5.9	5.9	6.0
	10404 Pembuatan minyak sayuran mentah dan bertapis &	5.1	5.4	1.8	2.7	3.5	4.6	5.4	4.6	5.0	4.9	6.1	5.7
	10406 Pembuatan sebatian lemak masakan	3.2	3.0	3.5	6.4	6.8	6.8	8.0	7.0	7.5	7.5	4.5	4.9
	10405 Pembuatan minyak kelapa Industri lain	2.5	3.2	3.3	2.9	2.6	2.8	3.0	3.5	3.4	5.9	6.0	6.0
105	Pembuatan produk tenusu	-4.0	-5.0	-5.2	-5.7	-5.0	-4.0	-3.9	-5.1	-4.9	-0.03	0.8	1.1
	10502 Pembuatan susu pekat, tepung dan sejat Industri lain	-5.0	-5.8	-5.9	-6.1	-5.8	-5.4	-5.6	-7.2	-7.0	-2.5	-1.2	-1.1
		-0.8	-2.8	-3.4	-4.3	-2.9	-0.2	1.0	1.1	0.8	6.8	6.5	7.3
106	Pembuatan produk bijian, kanji dan produk	2.6	3.3	3.2	4.0	2.3	2.5	2.8	2.1	1.8	1.6	3.7	3.6
	10611 Pengilangan beras	0.4	2.1	2.3	4.1	2.6	2.7	3.2	1.5	1.6	2.0	7.5	9.5
	10613 Pengilangan tepung Industri lain	6.1	5.6	5.0	4.8	2.4	2.8	3.3	2.9	2.1	2.0	2.3	0.7
		-2.0	-1.1	-0.9	0.1	-0.3	-0.1	-1.9	1.0	1.8	-2.1	-7.6	-9.5
107	Pembuatan produk makanan lain	4.5	4.1	4.8	3.8	4.4	4.0	3.9	4.6	4.7	5.4	4.5	5.6
	10711 Pembuatan biskut dan cookies	19.3	20.0	20.4	19.0	19.7	21.2	23.2	23.4	21.9	17.7	0.7	1.0
	10712 Pembuatan roti, kek dan produk bakeri lain	6.7	2.7	2.1	1.7	1.9	-2.3	-1.8	-1.5	-1.6	1.7	2.1	3.5
	10713 Pembuatan produk snek	-6.4	-5.9	-5.1	-4.1	-4.0	-3.1	-2.2	-2.4	1.2	3.2	3.0	5.0
	10721 Pembuatan gula	-2.9	-2.6	-2.7	-3.5	-2.5	-3.5	-3.3	-3.2	-3.8	-1.4	-1.5	-1.2
	10731 Pembuatan produk koko	-4.5	-3.5	-3.8	-2.6	-1.1	-1.9	-1.3	1.1	1.8	1.4	-0.6	-0.5
	10732 Pembuatan coklat dan produk coklat &	-10.6	-10.0	-8.5	-8.9	-8.8	-5.5	-4.4	-2.8	-2.1	-2.5	-2.0	-2.1
	10733 Pembuatan konfeksi gula	6.8	11.1	13.5	12.1	16.0	17.5	16.7	16.6	14.6	14.4	15.3	15.5
	10793 Pembuatan sos dan bahan perasa	7.8	7.9	14.5	8.6	9.2	8.1	7.5	9.8	9.9	11.0	10.4	10.7
	10799 Pembuatan produk makanan lain t.t.t.l. Industri lain	3.3	3.4	2.1	1.9	2.2	3.1	1.7	2.4	2.5	2.5	5.2	7.3
108/10800	Pembuatan makanan haiwan tersedia	-15.4	-16.1	-16.4	-13.6	-12.8	-12.6	-14.4	-2.3	-2.5	-0.01	3.1	4.6
110	Pembuatan minuman ringan	0.8	1.3	1.2	3.2	3.4	3.9	3.7	0.8	0.7	2.2	1.9	2.6
	11041 Pembuatan minuman ringan	0.3	2.2	2.3	4.2	4.8	3.6	5.1	4.3	4.0	3.9	3.0	3.1
	11042 Pengeluaran air mineral semulajadi dan minuman lain yang dibotolkan Industri lain	-4.2	-6.6	-5.4	-4.2	-3.8	0.5	-3.7	-4.3	-4.2	-0.2	-1.9	-1.8
		17.9	16.8	11.4	17.1	13.7	15.1	14.7	-6.7	-6.4	-1.8	4.2	10.6
120/12000	Pembuatan produk tembakau	3.6	0.2	0.1	1.1	0.7	1.7	4.6	4.5	0.2	0.4	0.9	2.8
131	Pemintalan, penenunan dan penyiapan tekstil	-0.9	-2.1	-1.8	-3.0	-3.5	-1.9	-1.2	-2.0	-0.7	-1.1	-0.04	-1.8
	13110 Penyediaan dan pemintalan gentian tekstil &	-6.9	-7.4	-7.5	-8.7	-9.3	-8.7	-8.0	-6.1	-5.6	-4.4	-2.9	-3.6
	13120 Penenunan tekstil	27.6	22.0	22.8	21.3	21.9	22.1	18.9	15.2	15.3	9.5	8.5	3.2
	13132 Pewarnaan, pelunturan, percetakan dan penyiapan akhir benang dan fabrik Industri lain	-32.4	-29.9	-30.2	-31.2	-32.6	-16.7	2.3	-29.6	-16.3	-16.5	-5.6	-5.0
139	Pembuatan tekstil lain	3.4	3.9	3.2	3.8	3.8	6.3	5.7	5.8	4.9	4.5	3.1	2.5
	13910 Pembuatan fabrik dikait dan dikrusye Industri lain	8.3	8.5	8.4	7.3	6.5	6.6	6.1	6.3	4.2	1.2	-0.3	-1.9
		0.3	0.9	-0.2	1.4	2.1	6.0	5.4	5.5	5.4	6.8	5.5	5.6
141	Pembuatan pakaian, kecuali pakaian berbulu	2.3	2.7	2.8	2.5	2.0	6.4	6.0	4.2	5.8	5.2	2.5	2.6
	14102 Pembuatan pakaian Industri lain	2.5	2.9	3.1	2.5	1.8	5.6	4.9	2.8	4.8	4.5	2.1	2.9
		1.8	2.2	2.1	2.5	2.6	8.6	8.9	8.0	8.7	7.1	3.5	1.9
142 & 143	Pembuatan artikel daripada kulit bulu dan pakaian yang dikait dan dikrusye	-13.2	-14.7	-12.1	-10.9	-10.5	-10.6	-10.3	4.5	4.9	5.0	5.1	2.6
151 (15110 & 15120)	Penyamakan dan pembersihan kulit, pembuatan begasi, beg tangan, pelana dan abah-abah pembersihan dan pewarnaan bulu	7.1	6.1	5.8	4.5	2.9	2.6	3.4	1.1	-1.5	-4.3	-5.4	-4.4
152	Pembuatan kasut	1.1	2.2	0.9	1.1	2.9	8.3	8.7	10.3	9.3	8.5	8.7	8.8
	15201 Pembuatan kasut kulit &	0.8	1.2	0.4	-1.0	0.1	9.2	9.4	11.3	13.0	11.3	10.6	10.3
	15203 Pembuatan kasut getah Industri lain	1.6	3.5	1.4	3.9	6.4	7.1	8.0	9.1	5.1	5.2	6.3	6.9
161/16100	Pengilangan dan pengetaman kayu	4.4	3.8	3.6	2.8	3.3	10.4	3.5	2.2	0.6	0.3	0.2	-1.9

2023												Group Description/Period
Jan.	Feb.	Mac	Apr.	Mei	Jun	Jul.	Ogo.	Sep.	Okt.	Nov.	Dis.	
4.2	4.6	6.3	10.0	9.6	9.5	9.2	9.1	10.3	10.8	9.7	7.8	Processing and preserving of meat
4.5	9.1	9.1	7.4	7.9	6.0	5.7	3.8	5.3	4.8	3.7	3.5	Processing and preserving of fish, crustaceans and molluscs
												<i>Canning of fish, crustaceans and molluscs</i>
4.9	9.7	9.5	7.3	8.1	6.3	7.1	3.4	4.8	4.6	2.7	2.2	<i>Processing, curing and preserving of fish, crustacean and molluscs</i>
2.1	6.2	6.7	8.1	6.8	4.6	-1.7	6.2	7.5	6.1	9.1	10.7	<i>Other industry</i>
-3.3	-0.1	2.2	3.2	6.2	6.0	3.5	1.8	4.0	4.6	3.4	1.7	Processing and preserving of fruits and vegetable
												<i>Pineapple canning</i>
7.1	8.6	17.0	9.6	11.4	5.4	9.3	7.8	7.4	8.6	7.5	-8.1	<i>Manufacture of jams, marmalades and table jellies</i>
-3.9	-0.6	1.5	2.9	6.0	6.1	3.2	1.5	3.8	4.4	3.2	2.3	<i>Other industry</i>
6.5	6.7	6.9	6.6	6.8	7.0	7.1	7.5	8.9	9.1	7.4	6.7	Manufacture of vegetable and animal oils and fats
												<i>Manufacture of crude and refined vegetable oil</i>
8.3	8.1	9.9	9.2	8.0	8.3	8.0	15.4	16.3	16.8	10.2	10.5	<i>Manufacture of compound cooking fats</i>
4.4	3.8	3.5	1.2	1.3	1.3	0.6	2.3	3.7	3.7	3.4	3.5	<i>Manufacture of coconut oil</i>
6.5	6.8	6.9	6.6	6.9	7.2	7.3	7.3	8.7	8.9	7.4	6.6	<i>Other industry</i>
3.0	3.1	2.5	2.5	0.7	-0.1	0.8	2.9	4.4	4.1	4.3	4.2	Manufacture of dairy products
1.5	1.7	1.3	2.5	-0.3	-0.9	0.4	2.5	3.2	2.8	1.8	1.9	<i>Manufacture of condensed, powdered and evaporated milk</i>
7.2	6.9	5.9	2.5	3.4	2.0	1.8	4.0	7.7	7.3	10.9	10.1	<i>Other industry</i>
3.5	5.0	4.3	2.8	4.6	4.3	4.0	1.7	4.1	4.7	3.8	3.0	Manufacture of grain mill products, starches and starch products
8.1	9.3	8.5	5.7	7.4	6.8	6.1	1.1	2.9	3.4	3.6	1.8	<i>Rice milling</i>
0.6	3.5	2.8	2.4	4.1	4.1	3.3	3.9	7.7	8.4	5.6	6.1	<i>Flour milling</i>
-5.0	-9.0	-9.4	-10.1	-7.2	-7.6	-3.8	-6.0	-6.7	-6.1	-4.6	-5.5	<i>Other industry</i>
5.0	5.8	4.6	6.3	6.6	5.7	6.6	8.4	9.8	10.3	9.9	8.9	Manufacture of other food products
2.6	4.1	2.1	1.9	2.5	0.6	0.1	0.6	1.6	2.1	1.9	2.8	<i>Manufacture of biscuits and cookies</i>
3.3	7.6	8.7	8.8	8.8	9.6	12.5	10.4	11.5	10.7	9.6	8.0	<i>Manufacture of bread, cakes and other bakery products</i>
4.7	5.6	5.3	5.4	6.6	4.9	3.3	6.6	7.9	7.5	9.4	8.8	<i>Manufacture of snack products</i>
-0.9	-1.3	-0.5	1.5	1.9	2.7	2.9	6.0	7.2	8.0	7.5	5.3	<i>Manufacture of sugar</i>
-0.9	-0.3	-2.2	-2.6	0.0	1.1	0.4	-1.4	-0.5	4.1	4.3	3.2	<i>Manufacture of cocoa products</i>
												<i>Manufacture of chocolate and chocolate products</i>
3.3	1.2	-0.1	1.2	1.5	-1.7	-0.4	3.2	3.7	4.4	10.7	9.8	<i>Manufacture of sugar confectionery</i>
14.2	10.7	10.0	12.4	8.7	8.8	9.2	15.3	17.7	18.3	18.7	16.4	<i>Manufacture of sauces and condiments</i>
3.5	-0.7	-7.4	3.7	5.0	4.0	6.1	15.4	16.9	19.2	18.8	20.0	<i>Manufacture of other food products n.e.c.</i>
6.6	8.4	7.9	7.7	8.4	6.7	6.9	7.0	8.8	9.4	7.2	5.6	<i>Other industry</i>
4.2	5.4	5.3	-1.6	-2.3	-1.8	-2.6	-6.3	-7.6	-8.6	-8.1	-12.2	Manufacture of prepared animal feeds
2.9	2.7	2.9	2.2	3.0	3.8	4.6	2.5	2.8	3.6	3.5	2.6	Manufacture of beverages
3.2	1.8	1.7	1.2	1.4	2.7	3.1	0.6	0.9	1.3	1.8	0.9	<i>Manufacture of soft drinks</i>
2.8	5.2	4.9	5.2	6.1	4.8	6.3	5.3	5.5	6.5	4.7	4.8	<i>Production of natural mineral waters and other bottled waters</i>
1.8	2.1	5.2	1.6	5.4	8.2	10.4	8.0	8.7	11.0	11.5	8.1	<i>Other industry</i>
0.6	0.8	2.4	9.3	8.7	7.1	5.4	5.2	6.1	5.8	4.5	2.2	Manufacture of tobacco products
0.5	-0.2	0.5	1.4	2.8	2.8	2.0	3.7	2.6	1.7	1.9	1.2	Spinning, weaving and finishing of textiles
												<i>Preparation and spinning of textile fibres</i>
-0.2	-1.5	1.2	2.6	3.8	4.2	5.3	6.9	6.6	5.2	3.6	3.2	<i>Weaving of textiles</i>
3.1	3.3	-1.6	-1.3	0.5	-0.8	-6.1	-4.2	-7.2	-6.9	-2.8	-4.5	<i>Dyeing, bleaching, printing and finishing of yarns and fabrics</i>
-6.7	-3.2	3.7	0.8	1.2	6.9	5.3	7.8	7.5	8.9	8.4	8.6	<i>Other industry</i>
2.9	2.5	3.2	3.6	2.8	2.4	2.6	2.9	2.5	2.8	1.4	1.9	Manufacture of other textiles
-2.8	-3.0	-4.8	-3.5	-4.7	-5.1	-5.6	-4.9	-6.1	-4.0	-4.6	-4.5	<i>Manufacture of knitted and crocheted fabrics</i>
6.9	6.4	8.8	8.5	7.9	7.4	8.1	8.1	8.2	7.3	5.3	6.0	<i>Other industry</i>
2.8	1.7	1.8	2.7	2.5	3.1	3.0	2.1	3.0	3.0	2.8	2.6	Manufacture of wearing apparel, except fur
5.3	3.1	3.2	3.7	3.1	2.8	2.7	1.6	2.3	2.8	3.1	2.6	<i>Manufacture of clothings</i>
-3.5	-2.0	-1.9	0.3	0.8	4.0	3.9	3.7	4.9	3.6	1.9	2.6	<i>Other industry</i>
2.4	5.8	6.7	5.6	6.0	5.4	4.8	10.3	10.3	6.7	8.7	8.5	Manufacture of articles of fur, knitted and crocheted apparel
												<i>Tanning and dressing of leather; manufacture of luggage, handbags, saddlery and harness; dressing and dyeing of fur</i>
-2.5	-1.5	-0.3	-2.0	-0.8	0.8	0.8	-0.1	1.2	1.8	1.7	-0.6	
8.0	7.7	9.9	8.8	8.1	7.6	8.1	5.5	5.7	7.0	5.6	5.3	Manufacture of footwear
												<i>Manufacture of leather footwear</i>
8.8	5.5	7.4	5.7	3.3	1.4	1.2	0.4	-0.02	0.2	-0.6	-0.8	<i>Manufacture of rubber footwear</i>
7.0	10.3	13.0	12.6	14.0	15.2	16.5	11.9	12.8	15.6	13.5	12.9	<i>Other industry</i>
-0.7	-0.3	-1.7	-3.6	-2.5	-2.4	-3.6	-2.5	-3.6	-2.6	-2.5	-2.6	Sawmilling and planning of wood

Jadual **1.5b** : Bilangan Pekerja Bergaji Sektor Pembuatan Mengikut Kumpulan: Perubahan Peratusan Tahunan
 Table : Number of Paid Employees of Manufacturing Sector by Group: Annual Percentage Change

Kod Kumpulan Group code	Keterangan Kumpulan/Tempoh	2022					
		2022	2023	Q1	Q2	Q3	Q4
162	Pembuatan produk daripada kayu, gabus, jerami dan bahan jalinan lain	1.6	1.2	0.6	1.7	-0.1	1.6
16211	Pembuatan kepingan venier dan papan lapis	1.7	3.1	1.2	2.3	-1.2	1.7
16212	Pembuatan papan partikel dan papan gentian	-4.9	8.4	-1.5	5.3	5.0	-4.9
16221	Pertukangan kayu untuk jurubina	-3.4	-10.9	-13.6	-14.0	-15.7	-3.4
	Industri lain	9.3	2.3	15.0	14.4	17.4	9.3
170	Pembuatan kertas dan produk kertas	4.3	1.0	3.0	4.4	5.1	4.3
17010	Pembuatan pulpa, kertas dan kertas tebal	5.3	-2.4	4.9	8.6	8.8	5.3
17020	Pembuatan kertas gelugur dan kertas tebal dan bekas daripada kertas dan kertas tebal	6.9	-1.4	2.1	2.3	5.6	6.9
17091	Pembuatan sampul surat dan kad surat	-0.3	4.1	-7.8	-4.0	-0.7	-0.3
17092	Pembuatan kertas kegunaan rumah dan pembersih peribadi	-1.4	5.1	4.3	3.2	4.9	-1.4
17093	Pembuatan kertas bergam atau pelekat yang berjalur atau bergulung dan label dan kertas dinding	4.0	0.0	4.4	9.8	0.9	4.0
	Industri lain	6.0	9.8	3.1	4.9	5.9	6.0
181 & 182	Percetakan, aktiviti perkhidmatan berkaitan percetakan dan penerbitan semula media rakaman	4.0	1.7	3.1	4.5	4.7	4.0
18110	Percetakan	4.7	2.3	4.0	5.8	6.2	4.7
18120	Aktiviti perkhidmatan berkaitan percetakan &	0.9	-1.2	-0.6	-1.0	-1.2	0.9
18200	Penerbitan semula media rakaman						
192 (19201 & 19202)	Pembuatan produk petroleum bertapis	4.2	3.7	3.0	2.7	2.9	4.2
201	Pembuatan kimia asas, baja dan sebatian nitrogen, plastik dan getah sintetik dalam bentuk primer	1.8	0.3	-3.5	-1.8	-2.4	1.8
20111	Pembuatan gas perindustrian atau perubatan bukan organik dalam bentuk cecair atau mampat	5.6	9.1	-22.8	-21.3	-23.0	5.6
20112	Pembuatan kimia organik asas &	8.5	-1.9	10.1	11.7	12.3	8.5
20113	Pembuatan sebatian bukan organik						
20121	Pembuatan baja &	-16.2	-5.9	-16.0	-15.8	-17.2	-16.2
20129	Pembuatan produk campuran nitrogen						
20131	Pembuatan plastik dalam bentuk primer	1.2	2.1	-2.6	-2.4	-2.6	1.2
	Industri lain	13.0	6.6	14.2	27.2	23.5	13.0
202 & 203	Pembuatan produk kimia lain dan serat buatan manusia	4.3	-2.6	3.6	3.8	4.1	4.3
20210	Pembuatan racun perosak dan produk agrokimia lain	-0.3	13.8	1.3	1.5	0.5	-0.3
20221	Pembuatan cat, varnis dan penyadur dan mastik	-0.3	1.4	-7.1	-7.9	-6.5	-0.3
20222	Pembuatan dakwat cetak	15.2	4.7	18.6	15.4	15.7	15.2
20231	Pembuatan sabun dan bahan pencuci, penyediaan membersihkan dan mengilap &	5.7	-7.7	-2.0	-2.0	1.1	5.7
20232	Pembuatan pewangi dan penyediaan dandanan diri						
20291	Pembuatan plat fotografi, filem, sensitized paper dan other sensitized unexposed materials &	3.3	-4.0	17.6	18.5	13.7	3.3
20292	Pembuatan dakwat menulis dan melukis &						
20299	Pembuatan produk kimia lain t.t.t.l.						
	Industri lain	-11.4	-32.2	-5.9	-8.2	-7.2	-11.4
210	Pembuatan produk farmaseutikal, kimia perubatan dan botani	8.9	2.3	5.9	6.6	8.6	8.9
21001	Pembuatan bahan aktif ubat-ubatan untuk digunakan oleh bidang farmakologi dalam pembuatan ubat-ubatan	7.0	1.1	5.8	5.8	8.7	7.0
	Industri lain	13.8	5.4	6.1	8.5	8.3	13.8
221	Pembuatan produk getah	-0.2	-4.0	1.7	-0.5	0.2	-0.2
22111	Pembuatan tayar getah untuk kenderaan	-6.1	2.6	-0.5	-4.3	-5.1	-6.1
22112	Pembuatan bunga tayar yang boleh ditukar ganti dan tayar celup	3.6	12.0	1.0	2.6	4.1	3.6
22191	Pembuatan produk lain daripada getah asli atau sintetik, tidak divulkan, divulkan atau dikeraskan &	5.8	4.4	-7.1	-5.5	0.4	5.8
22193	Pengilangan semula getah dan prosesan susu getah						
22192	Pembuatan sarung tangan getah	-1.1	-9.0	2.7	0.8	-0.6	-1.1
22199	Pembuatan produk getah lain yang t.t.t.l.	-0.4	-1.5	5.4	0.1	2.8	-0.4
222	Pembuatan produk plastik	3.3	3.3	0.1	1.0	4.3	3.3
22201	Pembuatan produk plastik separa siap &	11.4	1.6	2.0	5.6	8.8	11.4
22202	Pembuatan produk plastik siap						
22203	Pembuatan artikel plastik untuk pembungkusan barangan	4.0	5.8	3.7	3.5	6.8	4.0
22204	Pembuatan barangan plastik jurubina	9.3	0.3	4.1	7.0	7.9	9.3
22205	Pembuatan pinggan mangkuk, peralatan dapur dan barangan tandas daripada plastik	9.4	0.7	13.2	17.9	20.8	9.4
22209	Pembuatan pelbagai produk plastik t.t.t.l.	-4.1	3.0	-7.4	-8.3	-4.9	-4.1
231 (23101 & 23102 & 23109)	Pembuatan kaca dan produk kaca	11.3	-1.0	4.1	12.6	17.6	11.3

2023		2022		2023		Group Description/Period
Q1	Q2	Q3	Q4	(Jan. - Dis.)	(Jan. - Dis.)	
3.0	1.4	1.5	1.2	1.57	1.2	Manufacture of products of wood, cork, straw and plaiting materials
2.6	1.3	2.3	3.1	1.7	3.1	Manufacture of veneer sheets and plywood
-7.7	-4.3	6.6	8.4	-4.9	8.4	Manufacture of particle board and fibreboard
6.5	4.1	-4.0	-10.9	-3.4	-10.9	Manufacture of builders' carpentry
7.1	2.6	0.5	2.3	9.3	2.3	Other industry
4.1	1.8	1.7	1.0	4.3	1.0	Manufacture of paper and paper products
7.1	-3.2	-3.0	-2.4	5.3	-2.4	Manufacture of pulp, paper and paperboard
5.4	3.6	0.5	-1.4	6.9	-1.4	Manufacture of corrugated paper and paperboard and of containers of paper and paperboard
4.4	1.7	0.1	4.1	-0.3	4.1	Manufacture of envelopes and letter-card
-1.7	-1.6	4.5	5.1	-1.4	5.1	Manufacture of household and personal hygiene paper
4.3	4.4	2.0	0.0	4.0	0.0	Manufacture of gummed or adhesive paper in strips or rolls and labels and wall paper
5.0	5.5	8.2	9.8	6.0	9.8	Other industry
3.9	4.6	5.3	1.7	4.0	1.7	Printing, service activities related to printing and reproduction of recorded media
4.5	5.5	6.3	2.3	4.7	2.3	Printing
1.4	0.7	1.0	-1.2	0.9	-1.2	Service activities related to printing
						Reproduction of recorded media
4.3	5.1	3.1	3.7	4.2	3.7	Manufacture of refined petroleum products
3.5	3.1	0.1	0.3	1.8	0.3	Manufacture of basic chemicals, fertilizer and nitrogen compounds, plastics and synthetic rubber in primary forms
13.2	9.0	10.0	9.1	5.6	9.1	Manufacture of liquefied or compressed inorganic industrial or medical gases
9.4	7.6	2.5	-1.9	8.5	-1.9	Manufacture of basic organic chemicals
						Manufacture of inorganic compounds
						Manufacture of fertilizers
-12.5	-8.6	-16.7	-5.9	-16.2	-5.9	Manufacture of associated nitrogen products
0.2	1.0	2.4	2.1	1.2	2.1	Manufacture of plastics in primary forms
14.1	5.7	6.9	6.6	13.0	6.6	Other industry
1.2	0.1	0.2	-2.6	4.3	-2.6	Manufacture of other chemical products and man-made fibres
7.5	6.2	14.9	13.8	-0.3	13.8	Manufacture of pesticides and other agrochemical products
-11.2	4.0	2.7	1.4	-0.3	1.4	Manufacture of paints, varnishes and similar coatings ink and mastics
3.6	6.0	4.0	4.7	15.2	4.7	Manufacture of printing ink
4.4	-5.0	-5.3	-7.7	5.7	-7.7	Manufacture of soap and detergents, cleaning and polishing preparations
						Manufacture of perfumes and toilet preparations
						Manufacture of photographic plates, films, sensitized paper and other sensitized unexposed materials
3.4	1.0	2.0	-4.0	3.3	-4.0	Manufacture of writing and drawing ink
						Manufacture of other chemical products n.e.c.
-4.0	-6.1	-36.1	-32.2	-11.4	-32.2	Other industry
8.5	-0.3	1.6	2.3	8.9	2.3	Manufacture of pharmaceuticals, medicinal chemical and botanical products
6.1	0.1	1.5	1.1	7.0	1.1	Manufacture of medicinal active substances to be used for their pharmacological properties in the manufacture of medicaments
14.4	-1.2	2.0	5.4	13.8	5.4	Other industry
-2.7	-9.2	-6.0	-4.0	-0.2	-4.0	Manufacture of rubber products
-6.3	-6.3	3.0	2.6	-6.1	2.6	Manufacture of rubber tyres for vehicles
12.2	14.2	14.0	12.0	3.6	12.0	Manufacture of interchangeable tyre treads and retreading rubber tyres
12.5	13.2	7.0	4.4	5.8	4.4	Manufacture of other products of natural or synthetic rubber, unvulcanized, vulcanized or hardened
						Rubber remilling and latex processing
-8.5	-18.7	-14.0	-9.0	-1.1	-9.0	Manufacture of rubber gloves
0.9	-3.2	0.1	-1.5	-0.4	-1.5	Manufacture of other rubber products n.e.c.
2.5	2.6	2.9	3.3	3.3	3.3	Manufacture of plastics products
						Manufacture of semi-manufactures of plastic products
3.8	2.4	2.7	1.6	11.4	1.6	Manufacture of finished plastic products
4.3	4.7	6.5	5.8	4.0	5.8	Manufacture of plastic articles for the packing of goods
2.6	3.7	3.1	0.3	9.3	0.3	Manufacture of builders' plastics ware
-1.4	-5.4	-6.2	0.7	9.4	0.7	Manufacture of plastic tableware, kitchenware and toilet articles
1.0	3.1	2.2	3.0	-4.1	3.0	Manufacture of diverse plastic products n.e.c.
11.3	5.5	2.6	-1.0	11.3	-1.0	Manufacture of glass and glass products

Jadual Table **1.5b** : Bilangan Pekerja Bergaji Sektor Pembuatan Mengikut Kumpulan: Perubahan Peraturan Tahunan (samb.)
: Number of Paid Employees of Manufacturing Sector by Group: Annual Percentage Change (cont.)

Kod Kumpulan Group code	Keterangan Kumpulan/Tempoh	2022											
		Jan.	Feb.	Mac	Apr.	Mei	Jun	Jul.	Ogo.	Sep.	Okt.	Nov.	Dis.
162	Pembuatan produk daripada kayu, gabus, jerami dan bahan jalinan lain	1.2	1.9	0.6	0.2	0.2	1.7	0.1	0.03	-0.1	0.4	0.04	1.6
16211	Pembuatan kepingan venier dan papan lapis	0.0	0.5	1.2	0.9	1.0	2.3	-0.7	-1.6	-1.2	0.8	1.4	1.7
16212	Pembuatan papan partikel dan papan gentian	-1.1	-0.8	-1.5	-1.7	-1.1	5.3	6.2	7.2	5.0	4.2	-2.4	-4.9
16221	Pertukangan kayu untuk jurubina	-4.9	-3.7	-13.6	-15.5	-14.3	-14.0	-14.8	-14.3	-15.7	-16.8	-10.1	-3.4
	Industri lain	12.7	14.3	15.0	16.4	13.6	14.4	14.5	16.4	17.4	15.1	6.5	9.3
170	Pembuatan kertas dan produk kertas	2.8	3.0	3.0	2.7	3.2	4.4	5.3	5.2	5.1	4.8	3.3	4.3
17010	Pembuatan pulpa, kertas dan kertas tebal	7.0	5.4	4.9	6.2	6.6	8.6	9.0	8.7	8.8	3.5	3.9	5.3
17020	Pembuatan kertas gelugur dan kertas tebal dan bekas daripada kertas dan kertas tebal	1.2	2.3	2.1	1.4	1.9	2.3	6.0	5.5	5.6	5.7	6.2	6.9
17091	Pembuatan sampul surat dan kad surat	-7.5	-7.7	-7.8	-7.9	-4.6	-4.0	-3.8	-3.4	-0.7	-0.6	-3.1	-0.3
17092	Pembuatan kertas kegunaan rumah dan pembersih peribadi	4.8	4.4	4.3	4.0	3.3	3.2	4.5	4.8	4.9	5.4	-3.3	-1.4
17093	Pembuatan kertas bergam atau pelekat yang berjalur atau bergulung dan label dan kertas dinding	5.4	4.8	4.4	4.1	6.1	9.8	3.0	2.8	0.9	2.3	3.9	4.0
	Industri lain	-0.7	0.6	3.1	1.7	2.2	4.9	5.3	5.7	5.9	6.7	5.1	6.0
181 & 182	Percetakan, aktiviti perkhidmatan berkaitan percetakan dan penerbitan semua media rakaman	3.5	3.2	3.1	2.7	3.0	4.5	4.7	4.5	4.7	4.9	4.1	4.0
18110	Percetakan	4.2	3.9	4.0	3.8	4.3	5.8	6.0	5.9	6.2	6.3	5.2	4.7
18120	Aktiviti perkhidmatan berkaitan percetakan &												
18200	Penerbitan semua media rakaman	0.4	0.2	-0.6	-1.7	-2.3	-1.0	-1.0	-1.3	-1.2	-0.8	-0.7	0.9
192 (19201 & 19202)	Pembuatan produk petroleum bertapis	1.5	2.9	3.0	2.8	3.0	2.7	2.9	3.2	2.9	3.4	4.1	4.2
201	Pembuatan kimia asas, baja dan sebatian nitrogen, plastik dan getah sintetik dalam bentuk primer	-5.1	-4.3	-3.5	-3.1	-2.3	-1.8	-2.5	-2.6	-2.4	-0.3	1.3	1.8
20111	Pembuatan gas perindustrian atau perubatan bukan organik dalam bentuk cecair atau mampat	-22.5	-23.1	-22.8	-22.8	-21.7	-21.3	-22.1	-22.9	-23.0	-20.3	5.0	5.6
20112	Pembuatan kimia organik asas &												
20113	Pembuatan sebatian bukan organik	7.6	8.3	10.1	10.0	10.3	11.7	11.3	11.4	12.3	13.6	7.8	8.5
20121	Pembuatan baja &												
20129	Pembuatan produk campuran nitrogen	-18.6	-15.3	-16.0	-16.4	-15.9	-15.8	-17.1	-16.9	-17.2	-15.2	-15.9	-16.2
20131	Pembuatan plastik dalam bentuk primer	-3.5	-3.8	-2.6	-2.9	-2.5	-2.4	-2.9	-2.5	-2.6	0.5	0.1	1.2
	Industri lain	13.9	14.0	14.2	22.7	27.5	27.2	28.1	24.7	23.5	24.3	14.1	13.0
202 & 203	Pembuatan produk kimia lain dan serat buatan manusia	5.2	4.2	3.6	4.0	4.4	3.8	4.5	4.5	4.1	2.3	3.2	4.3
20210	Pembuatan racun perosak dan produk agrokimia lain	-1.6	-1.7	1.3	0.8	1.4	1.5	1.7	-3.4	0.5	1.5	1.6	-0.3
20221	Pembuatan cat, varnis dan penyadur dan mastik	-6.1	-6.3	-7.1	-7.5	-7.7	-7.9	-8.5	-8.3	-6.5	-5.7	-2.7	-0.3
20222	Pembuatan dakwat cetak	24.6	24.3	18.6	19.4	19.5	15.4	15.3	15.6	15.7	18.0	15.1	15.2
20231	Pembuatan sabun dan bahan pencuci, penyediaan membersihkan dan mengilat &												
20232	Pembuatan pewangi dan penyediaan dandanan diri	-0.6	-1.8	-2.0	-3.0	-1.6	-2.0	1.1	1.5	1.1	3.1	4.7	5.7
20291	Pembuatan plat fotografi, filem, sensitized paper dan other sensitized unexposed materials &												
20292	Pembuatan dakwat menulis dan melukis &												
20299	Pembuatan produk kimia lain t.t.t.l.	20.3	18.0	17.6	19.6	18.8	18.5	17.2	17.4	13.7	1.7	1.9	3.3
	Industri lain	-8.7	-7.1	-5.9	-6.5	-6.2	-8.2	-7.4	-7.3	-7.2	-7.5	-7.9	-11.4
210	Pembuatan produk farmaseutikal, kimia perubatan dan botani	5.8	5.7	5.9	6.0	6.2	6.6	7.2	7.3	8.6	9.4	9.7	8.9
21001	Pembuatan bahan aktif ubat-ubatan untuk digunakan oleh bidang farmakologi dalam pembuatan ubat-ubatan	5.6	5.7	5.8	5.3	5.5	5.8	7.0	7.4	8.7	9.6	7.1	7.0
	Industri lain	6.4	5.7	6.1	7.6	8.0	8.5	7.7	7.2	8.3	8.8	16.4	13.8
221	Pembuatan produk getah	2.1	2.2	1.7	2.0	1.9	-0.5	-0.5	-0.2	0.2	-0.9	-0.5	-0.2
22111	Pembuatan tayar getah untuk kenderaan	-3.6	-1.4	-0.5	-2.1	-2.2	-4.3	-4.8	-5.3	-5.1	-4.1	-4.0	-6.1
22112	Pembuatan bunga tayar yang boleh ditukar ganti dan tayar celup	3.4	1.2	1.0	2.6	3.0	2.6	2.1	2.9	4.1	3.4	3.5	3.6
22191	Pembuatan produk lain daripada getah asli atau sintetik, tidak divulkan, divulkan atau dikeraskan &												
22193	Pengilangan semula getah dan prosesan susu getah	-6.3	-6.2	-7.1	-4.0	-3.5	-5.5	-4.7	-2.9	0.4	1.2	5.2	5.8
22192	Pembuatan sarung tangan getah	3.4	2.9	2.7	2.5	2.1	0.8	0.03	-0.5	-0.6	-2.5	-1.2	-1.1
22199	Pembuatan produk getah lain yang t.t.t.l.	5.6	6.7	5.4	5.1	5.3	0.1	1.3	2.9	2.8	1.8	-1.5	-0.4
222	Pembuatan produk plastik	-2.6	-2.9	0.1	0.0	-0.2	1.0	2.7	3.2	4.3	3.6	3.4	3.3
22201	Pembuatan produk plastik separa siap &												
22202	Pembuatan produk plastik siap	-6.3	-6.1	2.0	1.7	1.8	5.6	8.4	8.9	8.8	8.0	10.9	11.4
22203	Pembuatan artikel plastik untuk pembungkusan barangan	0.3	0.3	3.7	3.2	2.7	3.5	5.1	5.9	6.8	6.8	4.4	4.0
22204	Pembuatan barangan plastik jurubina	-1.7	-2.8	4.1	5.1	4.4	7.0	7.2	6.3	7.9	9.2	9.1	9.3
22205	Pembuatan pinggan mangkuk, peralatan dapur dan barangan tandas daripada plastik	13.5	13.3	13.2	15.6	16.1	17.9	21.3	20.1	20.8	13.3	11.2	9.4
22209	Pembuatan pelbagai produk plastik t.t.t.l.	-6.4	-7.3	-7.4	-7.8	-7.9	-8.3	-7.3	-6.7	-4.9	-4.6	-4.3	-4.1
231 (23101 & 23102 & 23109)	Pembuatan kaca dan produk kaca	5.7	4.4	4.1	3.3	11.0	12.6	14.8	17.0	17.6	13.5	16.3	11.3

2023												Group Description/Period
Jan.	Feb.	Mac	Apr.	Mei	Jun	Jul.	Ogo.	Sep.	Okt.	Nov.	Dis.	
1.3	2.7	3.0	3.5	1.8	1.4	2.2	2.2	1.5	2.0	2.2	1.2	Manufacture of products of wood, cork, straw and plaiting materials
2.4	4.4	2.6	2.7	1.2	1.3	4.3	3.5	2.3	2.7	3.2	3.1	Manufacture of veneer sheets and plywood
-8.8	-7.6	-7.7	-8.2	-4.5	-4.3	-4.9	8.1	6.6	5.5	7.2	8.4	Manufacture of particle board and fibreboard
-2.3	-1.1	6.5	9.1	5.3	4.1	3.2	-3.3	-4.0	-3.0	-5.4	-10.9	Manufacture of builders' carpentry
6.7	7.0	7.1	8.0	4.0	2.6	-0.5	-0.3	0.5	1.9	2.5	2.3	Other industry
4.0	4.2	4.1	3.9	2.2	1.8	0.6	1.6	1.7	1.8	1.1	1.0	Manufacture of paper and paper products
5.2	7.9	7.1	7.2	-2.8	-3.2	-3.6	-0.4	-3.0	-3.6	-4.8	-2.4	Manufacture of pulp, paper and paperboard
6.5	5.6	5.4	4.3	4.0	3.6	2.1	0.4	0.5	-0.01	-0.7	-1.4	Manufacture of corrugated paper and paperboard and of containers of paper and paperboard
-0.1	3.9	4.4	5.1	3.1	1.7	2.3	1.9	0.1	1.3	7.4	4.1	Manufacture of envelopes and letter-card
-1.3	-1.4	-1.7	-1.6	-0.4	-1.6	-3.8	2.4	4.5	5.8	5.4	5.1	Manufacture of household and personal hygiene paper
3.8	3.9	4.3	5.7	3.3	4.4	4.1	1.8	2.0	2.7	0.3	0.0	Manufacture of gummed or adhesive paper in strips or rolls and labels and wall paper
4.1	4.8	5.0	5.0	5.8	5.5	4.6	8.1	8.2	9.4	9.5	9.8	Other industry
4.1	3.8	3.9	6.4	7.0	4.6	4.8	5.4	5.3	2.8	1.5	1.7	Printing, service activities related to printing and reproduction of recorded media
4.8	4.3	4.5	7.6	8.2	5.5	5.6	6.1	6.3	3.1	1.9	2.3	Printing
												Service activities related to printing
1.2	1.5	1.4	1.2	1.4	0.7	1.3	2.2	1.0	1.2	-0.2	-1.2	Reproduction of recorded media
4.4	4.1	4.3	5.9	5.4	5.1	3.2	3.8	3.1	4.3	4.4	3.7	Manufacture of refined petroleum products
2.8	3.1	3.5	2.2	2.7	3.1	-1.1	0.4	0.1	0.2	1.2	0.3	Manufacture of basic chemicals, fertilizer and nitrogen compounds, plastics and synthetic rubber in primary forms
5.7	7.2	13.2	6.7	10.8	9.0	8.5	9.8	10.0	9.4	9.6	9.1	Manufacture of liquefied or compressed inorganic industrial or medical gases
												Manufacture of basic organic chemicals
8.9	9.6	9.4	6.2	6.5	7.6	1.8	3.0	2.5	2.8	-0.7	-1.9	Manufacture of inorganic compounds
												Manufacture of fertilizers
-14.2	-13.9	-12.5	-8.7	-8.7	-8.6	-15.6	-15.4	-16.7	-17.1	-5.1	-5.9	Manufacture of associated nitrogen products
3.2	2.2	0.2	0.3	0.5	1.0	0.3	2.3	2.4	2.2	3.0	2.1	Manufacture of plastics in primary forms
13.3	14.8	14.1	8.4	5.2	5.7	0.7	5.7	6.9	8.9	7.0	6.6	Other industry
3.6	4.3	1.2	2.9	0.8	0.1	1.4	1.4	0.2	0.2	-1.5	-2.6	Manufacture of other chemical products and man-made fibres
1.2	6.0	7.5	7.2	8.2	6.2	6.3	17.0	14.9	18.0	13.2	13.8	Manufacture of pesticides and other agrochemical products
0.1	-1.2	-11.2	3.2	4.0	4.0	4.1	4.4	2.7	2.9	2.3	1.4	Manufacture of paints, varnishes and similar coatings ink and mastics
16.7	16.8	3.6	4.4	4.1	6.0	6.6	5.5	4.0	4.5	4.9	4.7	Manufacture of printing ink
												Manufacture of soap and detergents, cleaning and polishing preparations
2.5	4.3	4.4	3.1	-3.9	-5.0	-3.8	-3.5	-5.3	-6.0	-7.4	-7.7	Manufacture of perfumes and toilet preparations
												Manufacture of photographic plates, films, sensitized paper and other sensitized unexposed materials
4.1	3.5	3.4	1.2	2.2	1.0	3.9	1.9	2.0	2.3	-0.8	-4.0	Manufacture of writing and drawing ink
												Manufacture of other chemical products n.e.c.
-14.9	-7.3	-4.0	-3.9	-4.1	-6.1	-7.3	-30.4	-36.1	-40.7	-35.1	-32.2	Other industry
8.6	8.5	8.5	1.3	0.6	-0.3	0.2	1.7	1.6	1.9	2.2	2.3	Manufacture of pharmaceuticals, medicinal chemical and botanical products
6.5	5.7	6.1	3.4	1.1	0.1	-0.6	1.4	1.5	0.8	0.8	1.1	Manufacture of medicinal active substances to be used for their pharmacological properties in the manufacture of medicaments
13.6	15.3	14.4	-3.8	-0.6	-1.2	2.2	2.4	2.0	4.8	5.5	5.4	Other industry
-3.7	-3.1	-2.7	-7.6	-8.7	-9.2	-8.3	-6.3	-6.0	-4.8	-3.8	-4.0	Manufacture of rubber products
-7.3	-7.1	-6.3	-6.1	-6.4	-6.3	13.6	2.7	3.0	2.3	2.5	2.6	Manufacture of rubber tyres for vehicles
3.5	10.7	12.2	6.4	9.1	14.2	15.3	13.9	14.0	14.7	15.2	12.0	Manufacture of interchangeable tyre treads and retreading rubber tyres
												Manufacture of other products of natural or synthetic rubber, unvulcanized, vulcanized or hardened
7.2	11.7	12.5	9.4	10.7	13.2	15.6	8.6	7.0	6.7	4.2	4.4	Rubber remilling and latex processing
-8.6	-8.6	-8.5	-14.7	-16.3	-18.7	-19.3	-14.4	-14.0	-12.1	-9.4	-9.0	Manufacture of rubber gloves
0.6	0.2	0.9	-3.1	-4.9	-3.2	-4.3	-0.7	0.1	0.9	-0.1	-1.5	Manufacture of other rubber products n.e.c.
4.7	5.8	2.5	2.4	3.0	2.6	4.0	2.8	2.9	3.2	3.5	3.3	Manufacture of plastics products
												Manufacture of semi-manufactures of plastic products
12.4	13.5	3.8	4.7	5.5	2.4	1.6	2.1	2.7	3.0	1.8	1.6	Manufacture of finished plastic products
5.8	7.9	4.3	4.4	5.1	4.7	6.7	6.1	6.5	5.8	5.8	5.8	Manufacture of plastic articles for the packing of goods
9.7	10.6	2.6	1.5	3.7	3.7	2.7	2.9	3.1	1.2	1.1	0.3	Manufacture of builders' plastics ware
-2.8	-1.5	-1.4	-4.9	-4.8	-5.4	-9.5	-3.5	-6.2	-2.6	-1.3	0.7	Manufacture of plastic tableware, kitchenware and toilet articles
0.6	0.9	1.0	1.2	1.6	3.1	7.3	2.1	2.2	2.7	3.8	3.0	Manufacture of diverse plastic products n.e.c.
10.2	11.5	11.3	11.5	6.2	5.5	-0.4	1.5	2.6	1.9	-0.3	-1.0	Manufacture of glass and glass products

Jadual Table **1.5b** : Bilangan Pekerja Bergaji Sektor Pembuatan Mengikut Kumpulan: Perubahan Peratusan Tahunan
 : Number of Paid Employees of Manufacturing Sector by Group: Annual Percentage Change

Kod Kumpulan Group code	Keterangan Kumpulan/Tempoh	2022					
		2022	2023	Q1	Q2	Q3	Q4
239	Pembuatan pengeluaran galian bukan logam t.t.t.l.	-0.5	2.5	0.3	1.5	0.3	-0.5
23911	Pembuatan mortar refraktori dan konkrit						
&							
23921	Pembuatan seramik bukan refraktori	-6.6	-8.1	-9.2	-9.5	-8.5	-6.6
23930	Pembuatan produk porselin dan seramik lain	2.9	-14.9	-2.0	-2.8	5.1	2.9
23941	Pembuatan simen hidrolik	-4.7	1.0	3.6	6.9	-4.5	-4.7
23951	Pembuatan konkrit dan mortar siap bancuh dan bancuhan kering	4.3	1.5	3.1	5.2	2.3	4.3
23952	Pembuatan konkrit pratuangan, simen atau artikel batu buatan yang digunakan dalam pembinaan;						
&							
23953	Pembuatan komponen struktur pasang siap untuk bangunan atau kejuruteraan awam dari simen, batu atau konkrit buatan	-0.9	4.1	2.4	3.7	2.8	-0.9
&							
23959	Pembuatan artikel konkrit, simen dan plaster lain t.t.t.l.						
23990	Pembuatan produk mineral bukan logam lain t.t.t.l.	0.8	12.4	7.7	7.1	4.9	0.8
	Industri lain	1.0	14.8	-7.8	-5.1	-3.6	1.0
241 (24101 & 24102 & 24103 & 24104 & 24109)	Pembuatan besi dan keluli asas	0.4	5.3	0.9	3.8	6.0	0.4
242 (24201 & 24202 & 24209)	Pembuatan logam asas berharga dan logam bukan ferus lain	1.6	-5.9	0.02	1.1	2.3	1.6
243	Pengacuan logam	-2.8	1.6	0.2	0.5	0.9	-2.8
251 & 252	Pembuatan produk struktur logam, tangki, takungan, penjana wap, senjata dan peluru	0.8	1.4	-2.3	1.6	-2.1	0.8
25113	Pembuatan pintu, tingkap dan bingkai, penutup tingkap dan pintu pagar daripada logam	-0.2	4.6	-3.2	0.3	-5.6	-0.2
25119	Pembuatan produk struktur logam lain						
25120	Pembuatan tangki, takungan dan kontena daripada logam	4.6	-8.3	1.1	4.1	7.1	4.6
	Industri lain	0.5	-0.7	-2.0	4.7	3.9	0.5
259	Pembuatan lain-lain produk yang direka daripada logam; aktiviti perkhidmatan kerja logam	2.2	5.4	2.6	2.8	3.5	2.2
25910	Tempaan, tekanan, hentakan dan bentuk gelekkan logam; serbuk metalurgi	1.5	-0.3	1.6	2.7	5.5	1.5
25920	Rawatan dan penyalutan logam; menggunakan mesin	5.8	-9.7	3.2	2.1	7.0	5.8
25991	Pembuatan tin untuk produk makanan dan minuman, tiub dan kotak boleh dilipat	-1.9	6.1	1.0	1.0	2.4	-1.9
25992	Pembuatan kabel, plaited bands (jalur/pita berpintal) dan artikel seumpamanya daripada logam	0.3	8.3	1.1	1.8	-0.5	0.3
&							
25993	Pembuatan bolt, skru, nat dan produk uliran seumpamanya						
25994	Pembuatan barangan rumah daripada logam	-0.8	14.1	-6.0	1.5	-1.2	-0.8
25999	Pembuatan produk lain yang direka daripada logam t.t.t.l.	5.4	7.9	5.4	3.9	3.6	5.4
	Industri lain	-0.3	21.8	4.8	4.7	4.5	-0.3
261	Pembuatan komponen dan papan elektronik	7.4	1.9	8.4	8.3	9.5	7.4
26101	Pembuatan diod, transistor dan alatan semikonduktor yang seumpamanya						
&							
26102	Pembuatan litar elektronik bersepadu dengan pemasangan mikro	6.7	0.9	7.2	7.6	8.0	6.7
26103	Pembuatan kapasitor dan perintang elektrik						
&							
26104	Pembuatan papan litar bercetak	9.3	3.0	10.9	10.2	13.0	9.3
&							
26105	Pembuatan komponen paparan						
26109	Pembuatan komponen lain untuk aplikasi elektronik	1.1	3.0	3.7	4.1	3.1	1.1
262 (26201 & 26202)	Pembuatan komputer dan kelengkapan peranti	5.8	-3.2	8.8	9.4	7.0	5.8
263/ 26300	Pembuatan peralatan komunikasi	7.8	0.3	4.6	4.6	8.4	7.8
264/ 26400	Pembuatan peralatan elektronik pengguna	3.9	3.4	0.6	5.4	4.2	3.9
265	Pembuatan kelengkapan mengukur, menguji, memandu arah dan kawalan; jam tangan dan jam	8.2	-0.1	3.8	5.0	8.0	8.2
26511	Pembuatan kelengkapan mengukur, menguji, memandu arah dan kawalan	8.8	0.2	2.9	3.4	6.2	8.8
&							
26512	Pembuatan kelengkapan kawalan proses perindustrian						
26520	Pembuatan jam tangan dan jam dan bahagiannya	6.0	-1.1	6.7	10.7	14.6	6.0
266/ 26600	Pembuatan peralatan penyinaran, perubatan elektro dan elektroterapeutik	1.5	-3.1	-0.4	-1.1	-1.8	1.5

2023		2022		2023		Group Description/Period
Q1	Q2	Q3	Q4	(Jan. - Dis.)	(Jan. - Dis.)	
-2.0	0.04	2.1	2.5	-0.5	2.5	Manufacture of non-metallic mineral products Manufacture of refractory mortars and concretes
-6.4	-5.2	-4.0	-8.1	-6.6	-8.1	Manufacture of non-refractory ceramic
-12.6	-11.8	-14.2	-14.9	2.9	-14.9	Manufacture of other porcelain and ceramic products
-6.6	-9.9	0.7	1.0	-4.7	1.0	Manufacture of hydraulic cement
1.7	-0.8	1.8	1.5	4.3	1.49	Manufacture of ready-mix and dry-mix concrete and mortars
						Manufacture of precast concrete, cement or artificial stone articles for use in construction
0.7	6.2	5.1	4.1	-0.9	4.1	Manufacture of prefabricated structural components for building or civil engineering of cement, concrete or artificial stone
						Manufacture of other articles of concrete, cement and plaster n.e.c.
-5.1	0.3	6.6	12.4	0.8	12.4	Manufacture of other non-metallic mineral products n.e.c.
1.8	2.5	6.7	14.8	1.0	14.8	Other industry
1.7	1.6	4.9	5.3	0.4	5.3	Manufacture of basic iron and steel
-0.4	-0.3	-4.8	-5.9	1.6	-5.9	Manufacture of basic precious and other non-ferrous metals
-2.4	0.1	1.8	1.6	-2.8	1.6	Casting of metals
1.1	1.3	2.2	1.4	0.8	1.4	Manufacture of structural metal products, tanks, reservoirs , steam generators , weapons and ammunition
						Manufacture of metal doors, windows and their frames, shutters and gates
-0.9	0.2	6.0	4.6	-0.2	4.6	Manufacture of other structural metal products
6.2	3.4	-8.7	-8.3	4.6	-8.3	Manufacture of tanks, reservoirs and containers of metal
4.3	3.6	-0.5	-0.7	0.5	-0.7	Other industry
2.1	2.2	5.2	5.4	2.2	5.4	Manufacture of other fabricated metal products; metal working service activities
						Forging, pressing, stamping and roll-forming of metal; powder metallurgy
-1.1	-5.8	-2.0	-0.3	1.5	-0.3	Treatment and coating of metals; machining
4.8	6.8	-6.9	-9.7	5.8	-9.7	Manufacture of tins and cans for food products, collapsible tubes and boxes
0.5	-1.6	7.5	6.1	-1.9	6.1	Manufacture of metal cable, plaited bands and similar articles
1.8	3.2	6.6	8.3	0.3	8.3	Manufacture of bolts, screws, nuts and similar threaded products
1.8	5.2	11.8	14.1	-0.8	14.1	Manufacture of metal household articles
3.5	5.2	10.1	7.9	5.4	7.9	Manufacture of any other fabricated metal products n.e.c.
3.8	7.1	18.7	21.8	-0.3	21.8	Other industry
6.5	7.1	4.8	1.9	7.4	1.9	Manufacture of electronic components and boards
						Manufacture of diodes, transistors and similar semiconductor devices
5.1	4.1	2.2	0.9	6.7	0.9	Manufacture of electronic integrated circuits micro assemblies
						Manufacture of electrical capacitors and resistors
9.5	12.1	8.4	3.0	9.3	3.0	Manufacture of printed circuit boards
						Manufacture of display components
0.2	2.8	4.7	3.0	1.1	3.0	Manufacture of other components for electronic applications
0.3	-1.1	-2.4	-3.2	5.8	-3.2	Manufacture of computers and peripheral equipment
6.6	4.7	-0.6	0.3	7.8	0.3	Manufacture of communication equipment
0.9	-2.8	5.7	3.4	3.9	3.4	Manufacture of consumer electronics
8.5	7.5	2.0	-0.1	8.2	-0.1	Manufacture of measuring, testing, navigating and control equipment; watches and clocks
						Manufacture of measuring, testing, navigating and control equipment
10.0	10.8	3.1	0.2	8.8	0.2	Manufacture of industrial process control equipment
3.4	-3.1	-1.5	-1.1	6.0	-1.1	Manufacture of watches and clocks and parts
1.8	1.4	-2.1	-3.1	1.5	-3.1	Manufacture of irradiation, electromedical and electrotherapeutic equipment

Jadual Table **1.5b** : Bilangan Pekerja Bergaji Sektor Pembuatan Mengikut Kumpulan: Perubahan Peraturan Tahunan (samb.)
 : Number of Paid Employees of Manufacturing Sector by Group: Annual Percentage Change (cont.)

Kod Kumpulan Group code	Keterangan Kumpulan/Tempoh	2022											
		Jan.	Feb.	Mac	Apr.	Mei	Jun	Jul.	Ogo.	Sep.	Okt.	Nov.	Dis.
239	Pembuatan pengeluaran galian bukan logam t.t.t.l.	0.3	0.5	0.3	0.0	-0.8	1.5	1.3	0.5	0.3	0.9	0.2	-0.5
23911	Pembuatan mortar refraktori dan konkrit &	-6.0	-5.6	-9.2	-10.1	-10.3	-9.5	-7.3	-7.4	-8.5	-5.8	-5.3	-6.6
23921	Pembuatan seramik bukan refraktori												
23930	Pembuatan produk porselin dan seramik lain	-5.7	-1.2	-2.0	-2.9	-4.8	-2.8	0.3	1.3	5.1	3.2	3.0	2.9
23941	Pembuatan simen hidraulik	4.0	4.2	3.6	5.6	6.7	6.9	7.3	-6.1	-4.5	-4.4	-3.9	-4.7
23951	Pembuatan konkrit dan mortar siap bancuh dan bancuhan kering	0.7	2.3	3.1	5.2	3.5	5.2	3.1	3.2	2.3	5.6	5.7	4.3
23952	Pembuatan konkrit pratuangan, simen atau artikel batu buatan yang digunakan dalam pembinaan;												
23953	Pembuatan komponen struktur pasang siap untuk bangunan atau kejuruteraan awam dari simen, batu atau konkrit buatan &	3.9	1.8	2.4	0.7	0.2	3.7	2.9	3.1	2.8	3.6	-0.8	-0.9
23959	Pembuatan artikel konkrit, simen dan plaster lain t.t.t.l.												
23990	Pembuatan produk mineral bukan logam lain t.t.t.l. Industri lain	6.7	7.6	7.7	6.3	3.5	7.1	6.4	6.6	4.9	-0.1	0.0	0.8
		-9.2	-8.1	-7.8	-7.4	-7.3	-5.1	-5.4	-3.2	-3.6	-3.8	2.6	1.0
241 (24101 & 24102 & 24103 & 24104 & 24109)	Pembuatan besi dan keluli asas	-0.6	-0.2	0.9	3.5	3.5	3.8	5.6	5.8	6.0	5.3	5.3	0.4
242 (24201 & 24202 & 24209)	Pembuatan logam asas berharga dan logam bukan ferus lain	-0.9	0.3	0.0	1.5	1.0	1.1	2.9	3.0	2.3	1.6	1.3	1.6
243	Pengacuan logam	5.1	4.1	0.2	-1.2	-0.7	0.5	4.0	0.9	0.9	1.8	-2.3	-2.8
251 & 252	Pembuatan produk struktur logam, tangki, takungan, penjana wap, senjata dan peluru	-1.5	-2.1	-2.3	-1.5	-1.0	1.6	0.1	0.3	-2.1	-2.5	-1.5	0.8
25113	Pembuatan pintu, tingkap dan bingkai, penutup tingkap dan pintu pagar daripada logam &	-2.0	-2.6	-3.2	-3.0	-3.0	0.3	-2.2	-2.9	-5.6	-6.2	-3.6	-0.2
25119	Pembuatan produk struktur logam lain												
25120	Pembuatan tangki, takungan dan kontena daripada logam Industri lain	0.7	1.3	1.1	2.3	3.2	4.1	4.2	6.9	7.1	6.4	5.2	4.6
		-1.8	-3.5	-2.0	1.0	3.5	4.7	6.1	7.6	3.9	4.3	0.1	0.5
259	Pembuatan lain-lain produk yang direka daripada logam; aktiviti perkhidmatan kerja logam	2.7	2.3	2.6	1.8	2.0	2.8	3.5	3.9	3.5	2.7	2.1	2.2
25910	Tempaan, tekanan, hentakan dan bentuk gelekkan logam; serbuk metalurgi	1.3	1.7	1.6	1.8	2.6	2.7	3.1	5.4	5.5	3.6	1.4	1.5
25920	Rawatan dan penyalutan logam; menggunakan mesin	5.1	3.4	3.2	1.1	0.9	2.1	3.6	5.3	7.0	6.8	3.8	5.8
25991	Pembuatan tin untuk produk makanan dan minuman, tiub dan kotak boleh dilipat	0.9	1.2	1.0	1.5	-0.3	1.0	2.8	4.0	2.4	-0.1	0.1	-1.9
25992	Pembuatan kabel, plaited bands (jalur/pita berpintal) dan artikel seumpamanya daripada logam &	-0.6	0.8	1.1	0.6	1.1	1.8	3.1	2.8	-0.5	0.6	0.8	0.3
25993	Pembuatan bolt, skru, nat dan produk uliran seumpamanya												
25994	Pembuatan barangan rumah daripada logam	-8.2	-8.3	-6.0	-7.8	-7.1	1.5	-0.3	-0.2	-1.2	-1.1	-1.0	-0.8
25999	Pembuatan produk lain yang direka daripada logam t.t.t.l. Industri lain	7.8	4.7	5.4	3.2	3.8	3.9	4.3	3.3	3.6	3.2	5.3	5.4
		3.6	4.7	4.8	4.9	4.2	4.7	5.1	3.6	4.5	2.0	-0.1	-0.3
261	Pembuatan komponen dan papan elektronik	8.3	7.9	8.4	8.0	7.8	8.3	8.6	8.7	9.5	7.3	7.3	7.4
26101	Pembuatan diod, transistor dan alatan semikonduktor yang seumpamanya &	6.5	6.2	7.2	6.7	6.4	7.6	7.9	7.8	8.0	7.3	6.6	6.7
26102	Pembuatan litar elektronik bersepadu dengan pemasangan mikro												
26103	Pembuatan kapasitor dan perintang elektrik &												
26104	Pembuatan papan litar bercetak &	11.7	11.3	10.9	10.5	10.3	10.2	10.6	10.8	13.0	8.1	9.1	9.3
26105	Pembuatan komponen paparan												
26109	Pembuatan komponen lain untuk aplikasi elektronik	3.2	2.9	3.7	4.2	4.9	4.1	3.7	3.7	3.1	2.0	2.1	1.1
262 (26201 & 26202)	Pembuatan komputer dan kelengkapan peranti	8.3	7.7	8.8	8.4	9.0	9.4	7.9	8.2	7.0	6.4	6.8	5.8
263/26300	Pembuatan peralatan komunikasi	2.3	3.7	4.6	3.9	4.5	4.6	5.5	6.3	8.4	7.4	6.4	7.8
264/26400	Pembuatan peralatan elektronik pengguna	1.2	0.8	0.6	3.5	3.8	5.4	12.5	12.6	4.2	2.2	3.5	3.9
265	Pembuatan kelengkapan mengukur, menguji, memandu arah dan kawalan; jam tangan dan jam	3.9	3.5	3.8	3.3	3.0	5.0	6.4	7.3	8.0	8.3	8.0	8.2
26511	Pembuatan kelengkapan mengukur, menguji, memandu arah dan kawalan &	3.4	3.0	2.9	2.5	2.0	3.4	4.5	5.5	6.2	6.4	9.0	8.8
26512	Pembuatan kelengkapan kawalan proses perindustrian												
26520	Pembuatan jam tangan dan jam dan bahagiannya	5.8	5.1	6.7	5.8	6.7	10.7	13.2	13.8	14.6	15.3	4.9	6.0
266/26600	Pembuatan peralatan penyinaran, perubahan elektro dan elektroterapeutik	-0.1	-0.5	-0.4	-0.9	-0.6	-1.1	-2.1	-2.3	-1.8	-1.0	1.6	1.5

2023												Group Description/Period
Jan.	Feb.	Mac	Apr.	Mei	Jun	Jul.	Ogo.	Sep.	Okt.	Nov.	Dis.	
-1.0	-1.5	-2.0	-2.0	-0.5	0.04	1.0	1.9	2.1	1.8	2.5	2.5	Manufacture of non-metallic mineral products
												Manufacture of refractory mortars and concretes
-5.3	-4.7	-6.4	-5.9	-6.1	-5.2	-7.4	-4.3	-4.0	-5.8	-8.6	-8.1	Manufacture of non-refractory ceramic
1.4	-13.3	-12.6	-12.8	-11.1	-11.8	-12.6	-11.1	-14.2	-15.1	-13.6	-14.9	Manufacture of other porcelain and ceramic products
-3.6	-3.7	-6.6	-9.6	-9.7	-9.9	-6.8	1.4	0.7	0.4	0.5	1.0	Manufacture of hydraulic cement
4.4	3.4	1.7	-2.7	-0.3	-0.8	2.6	-0.02	1.8	0.7	1.3	1.5	Manufacture of ready-mix and dry-mix concrete and mortars
												Manufacture of precast concrete, cement or artificial stone articles for use in construction
-1.2	0.1	0.7	3.5	5.2	6.2	5.3	5.5	5.1	4.0	5.0	4.1	Manufacture of prefabricated structural components for building or civil engineering of cement, concrete or artificial stone
												Manufacture of other articles of concrete, cement and plaster n.e.c.
-4.1	-4.4	-5.1	-3.7	-0.1	0.3	5.6	4.0	6.6	12.4	12.9	12.4	Manufacture of other non-metallic mineral products n.e.c.
-0.5	0.3	1.8	0.5	1.1	2.5	4.2	6.4	6.7	6.2	12.6	14.8	Other industry
1.8	1.0	1.7	1.3	2.1	1.6	1.3	2.9	4.9	4.3	5.1	5.3	Manufacture of basic iron and steel
0.7	0.4	-0.4	-1.6	-0.7	-0.3	-0.9	-4.0	-4.8	-4.4	-5.7	-5.9	Manufacture of basic precious and other non-ferrous metals
-3.2	-2.0	-2.4	1.6	1.4	0.1	-0.6	2.2	1.8	2.0	1.5	1.6	Casting of metals
0.3	1.3	1.1	0.5	1.2	1.3	1.4	2.6	2.2	1.8	1.7	1.4	Manufacture of structural metal products, tanks, reservoirs , steam generators , weapons and ammunition
												Manufacture of metal doors, windows and their frames, shutters and gates
-1.3	-0.3	-0.9	-0.9	-0.2	0.2	1.6	7.5	6.0	5.8	4.9	4.6	Manufacture of other structural metal products
5.2	5.5	6.2	2.3	3.2	3.4	1.6	-9.3	-8.7	-9.6	-7.7	-8.3	Manufacture of tanks, reservoirs and containers of metal
1.7	3.9	4.3	4.5	5.3	3.6	0.2	-4.2	-0.5	-1.1	-0.2	-0.7	Other industry
2.8	3.3	2.1	2.2	2.7	2.2	3.1	4.7	5.2	5.5	5.0	5.4	Manufacture of other fabricated metal products; metal working service activities
1.2	-1.4	-1.1	-3.7	-4.5	-5.8	-1.9	-0.8	-2.0	-0.8	-0.1	-0.3	Forging, pressing, stamping and roll-forming of metal; powder metallurgy
6.1	6.2	4.8	6.1	6.5	6.8	3.8	-5.5	-6.9	-7.6	-7.1	-9.7	Treatment and coating of metals; machining
-0.3	0.6	0.5	-4.9	-1.9	-1.6	-1.2	6.7	7.5	8.8	5.7	6.1	Manufacture of tins and cans for food products, collapsible tubes and boxes
												Manufacture of metal cable, plaited bands and similar articles
2.2	3.0	1.8	3.5	4.1	3.2	4.7	4.2	6.6	5.9	3.9	8.3	Manufacture of bolts, screws, nuts and similar threaded products
1.6	0.6	1.8	6.4	4.3	5.2	11.5	9.8	11.8	13.5	13.9	14.1	Manufacture of metal household articles
5.3	8.2	3.5	5.4	5.9	5.2	5.1	9.6	10.1	10.5	8.3	7.9	Manufacture of any other fabricated metal products n.e.c.
0.5	3.3	3.8	4.6	6.8	7.1	6.6	15.8	18.7	19.1	22.2	21.8	Other industry
6.9	7.2	6.5	7.7	8.1	7.1	4.0	4.5	4.8	4.6	3.1	1.9	Manufacture of electronic components and boards
												Manufacture of diodes, transistors and similar semiconductor devices
5.9	6.1	5.1	7.7	5.9	4.1	1.7	2.3	2.2	2.4	2.2	0.9	Manufacture of electronic integrated circuits micro assemblies
												Manufacture of electrical capacitors and resistors
9.5	10.0	9.5	9.1	12.4	12.1	7.5	8.0	8.4	7.6	4.5	3.0	Manufacture of printed circuit boards
												Manufacture of display components
0.3	0.4	0.2	-1.4	1.5	2.8	2.9	3.1	4.7	4.9	2.5	3.0	Manufacture of other components for electronic applications
0.5	0.5	0.3	0.2	-0.3	-1.1	-1.7	-4.4	-2.4	-2.0	-3.7	-3.2	Manufacture of computers and peripheral equipment
8.6	6.7	6.6	6.7	5.9	4.7	-2.5	0.2	-0.6	1.2	1.1	0.3	Manufacture of communication equipment
0.8	0.6	0.9	-2.8	-2.1	-2.8	-5.2	-4.1	5.7	3.9	3.2	3.4	Manufacture of consumer electronics
7.4	9.2	8.5	8.6	9.5	7.5	4.4	0.3	2.0	1.2	0.1	-0.1	Manufacture of measuring, testing, navigating and control equipment; watches and clocks
												Manufacture of measuring, testing, navigating and control equipment
8.2	10.4	10.0	10.1	12.1	10.8	6.9	2.0	3.1	2.0	0.3	0.2	Manufacture of industrial process control equipment
4.9	5.1	3.4	3.6	0.9	-3.1	-3.6	-5.3	-1.5	-1.6	-0.6	-1.1	Manufacture of watches and clocks and parts
2.2	1.5	1.8	2.2	2.1	1.4	-7.8	-5.2	-2.1	-3.1	-3.4	-3.1	Manufacture of irradiation, electromedical and electrotherapeutic equipment

Jadual Table **1.5b** : Bilangan Pekerja Bergaji Sektor Pembuatan Mengikut Kumpulan: Perubahan Peraturan Tahunan
 : Number of Paid Employees of Manufacturing Sector by Group: Annual Percentage Change

Kod Kumpulan Group code	Keterangan Kumpulan/Tempoh	2022					
		2022	2023	Q1	Q2	Q3	Q4
267 (26701 & 26702) & 268 (26800)	Pembuatan peralatan optikal, kelengkapan fotografi, media magnetik dan optikal	-1.4	1.7	-11.2	-6.6	-4.2	-1.4
271	Pembuatan motor elektrik, penjana, transformer dan perkakasan pengagihan dan pengawalan elektrik	2.8	-1.6	4.0	4.0	4.6	2.8
27101	Pembuatan motor elektrik, penjana dan transformer	-2.3	0.7	0.6	1.2	-0.2	-2.3
27102	Pembuatan perkakasan pengagihan dan pengawalan elektrik	6.8	-3.2	6.9	6.3	8.4	6.8
272/ 27200	Pembuatan bateri dan akumulator	8.3	-0.2	-5.3	-3.5	2.8	8.3
273	Pembuatan pendawaian dan peranti pendawaian	-0.4	-2.3	9.8	9.4	5.3	-0.4
27310	Pembuatan kabel gentian optikal	4.4	4.6	5.6	10.5	8.5	4.4
27320	Pembuatan wayar dan kabel elektronik dan elektrik lain	1.2	-3.9	9.1	10.1	5.6	1.2
27330	Pembuatan alatan pendawaian pembawa dan bukan pembawa arus untuk litar elektrik (tanpa mengira jenis bahan)	-23.7	19.5	22.6	0.9	0.3	-23.7
274/ 27400	Pembuatan kelengkapan pencahayaan elektrik	-1.0	7.6	-17.5	-12.3	-1.5	-1.0
275/ 27500	Pembuatan perkakasan domestik	-3.1	-0.5	2.1	3.6	1.4	-3.1
279/ 27900	Pembuatan kelengkapan elektrik lain	3.1	-1.4	3.5	6.5	4.1	3.1
281 & 282	Pembuatan jentera kegunaan umum dan kegunaan khas	3.6	-2.4	1.2	2.8	4.4	3.6
28120 & 28130	Pembuatan alat-alat kuasa bendalir Pembuatan pam, pemampat, kepala paip dan injap lain	-1.0	-15.9	24.1	23.6	19.4	-1.0
28180 & 28220	Pembuatan alatan tangan yang menggunakan kuasa dilengkapkan dengan motor elektrik atau bukan motor elektrik atau pneumatik Pembuatan jentera pembentukan logam dan alatan mesin	-2.1	3.0	-4.2	-3.9	-4.1	-2.1
28192	Pembuatan mesin penyaman udara, termasuk untuk kenderaan bermotor	15.3	-12.5	2.1	2.4	11.2	15.3
28290	Pembuatan lain-lain mesin bertujuan khas t.t.t.l. Industri lain	-2.8 6.3	-9.4 0.8	0.1 0.9	0.1 4.3	-1.2 6.6	-2.8 6.3
291 (29101 & 29102)	Pembuatan kenderaan bermotor	4.5	1.3	1.9	4.0	5.2	4.5
292/ 29200	Pembuatan kerangka (coachwork) untuk kenderaan bermotor; pembuatan treler dan semi treler	12.8	18.8	2.5	5.2	7.7	12.8
293/ 29300	Pembuatan alat ganti dan aksesori untuk kenderaan bermotor	2.1	-1.7	2.2	3.4	2.9	2.1
301 (30110 & 30120)	Pembinaan kapal dan bot	8.5	9.5	-0.5	7.5	5.6	8.5
302, 303, 304 & 309	Pembuatan lokomotif keretapi, rolling stock, kapal angkasa dan udara, jentera berkaitan, kenderaan tempur ketenteraan, dan kelengkapan pengangkutan t.t.t.l.	2.6	-1.5	1.0	4.7	4.9	2.6
30910	Pembuatan motosikal	3.4	10.0	2.7	4.4	4.8	3.4
30920	Pembuatan basikal dan invalid carriages Industri lain	7.5 0.8	-54.4 1.9	-11.2 3.0	5.4 4.8	10.2 3.8	7.5 0.8
310	Pembuatan perabot	0.6	6.1	4.4	10.7	1.9	0.6
31001	Pembuatan perabot kayu dan rotan Industri lain	0.6 0.5	6.2 5.7	7.3 -4.2	15.3 -2.6	3.5 -3.2	0.6 0.5
321 (32110 & 32120)	Pembuatan barang kemas, bijouterie dan artikel berkaitan	3.3	1.6	-1.9	0.2	1.7	3.3
322, 325 & 329	Pembuatan instrumen muzik, peralatan dan bekalan perubatan dan pergigian dan pembuatan lain t.t.t.l.	3.6	3.5	4.0	5.7	6.6	3.6
32901	Pembuatan alat tulis Industri lain	-2.2 5.4	-1.5 5.0	1.2 4.8	2.9 6.6	4.4 7.2	-2.2 5.4
323/ 32300	Pembuatan barangan sukan	2.1	-22.6	-1.4	1.6	4.5	2.1
324/ 32400	Pembuatan permainan dan mainan	8.2	-4.8	1.1	7.3	13.3	8.2
331 & 332	Pembaikan pemasangan produk logam, jentera, kelengkapan dan pemasangan jentera perindustrian dan kelengkapan	2.1	3.6	4.3	7.5	2.1	2.1
33150	Pembaikan dan penyelenggaraan kelengkapan pengangkutan kecuali motosikal dan basikal Industri lain	4.5 1.6	5.3 3.3	-4.2 6.0	1.4 8.7	0.2 2.5	4.5 1.6
Jumlah Pembuatan		3.4	1.7	2.4	3.7	3.8	3.4

2023		2022		2023		Group Description/Period
Q1	Q2	Q3	Q4	(Jan. - Dis.)	(Jan. - Dis.)	
6.0	-1.4	3.9	1.7	-1.4	1.7	Manufacture of optical instruments, photographic equipment, magnetic and optical media
3.2	2.4	0.8	-1.6	2.8	-1.6	Manufacture of electric motors, generators, transformers and electricity distribution and control apparatus
-1.0	-2.1	1.3	0.7	-2.3	0.7	Manufacture of electric motors, generators and transformers
6.6	5.9	0.5	-3.2	6.8	-3.2	Manufacture of electricity distribution and control apparatus
1.6	3.3	1.0	-0.2	8.3	-0.2	Manufacture of batteries and accumulators
1.6	-3.2	-1.1	-2.3	-0.4	-2.3	Manufacture of wiring and wiring devices
1.3	1.0	-6.2	4.6	4.4	4.6	Manufacture of fibre optic cables
3.2	-2.5	-0.2	-3.9	1.2	-3.9	Manufacture of other electronic and electric wires and cables
-17.8	-14.5	-9.5	19.5	-23.7	19.5	Manufacture of current-carrying and non current-carrying wiring devices for electrical circuits regardless of material
-0.5	-6.2	-3.4	7.6	-1.0	7.6	Manufacture of electric lighting equipment
-1.2	1.2	0.4	-0.5	-3.1	-0.5	Manufacture of domestic appliances
1.9	-1.1	1.3	-1.4	3.1	-1.4	Manufacture of other electrical equipment
3.8	2.3	-0.1	-2.4	3.6	-2.4	Manufacture of general-purpose and special-purpose machinery
2.1	5.5	-2.2	-15.9	-1.0	-15.9	Manufacture of fluid power equipment
0.7	2.3	1.7	3.0	-2.1	3.0	Manufacture of other pumps, compressors, taps and valves
9.4	6.7	-6.3	-12.5	15.3	-12.5	Manufacture of power-driven hand tools with self-contained electric or non-electric motor or pneumatic drives
-3.9	-1.2	-9.0	-9.4	-2.8	-9.4	Manufacture of metal-forming machinery and machine tools
6.1	1.7	2.5	0.8	6.3	0.8	Manufacture of air-conditioning machines, including for motor vehicles
0.4	0.6	2.2	1.3	4.5	1.3	Manufacture of other special-purpose machinery
13.5	10.2	21.7	18.8	12.8	18.8	Other industry
1.9	0.8	-1.5	-1.7	2.1	-1.7	Manufacture of motor vehicles
7.2	8.4	10.0	9.5	8.5	9.5	Manufacture of bodies (coachwork) for motor vehicles; manufacture of trailers and semi-trailers
-0.1	-1.1	-3.4	-1.5	2.6	-1.5	Manufacture of parts and accessories for motor vehicles
4.6	3.3	9.2	10.0	3.4	10.0	Building of ships and boats
-5.5	-14.2	-51.0	-54.4	7.5	-54.4	Manufacture of railway locomotives, rolling stock, air and spacecraft, related machinery, military fighting vehicles and transport equipment n.e.c
-2.6	-1.4	-2.0	1.9	0.8	1.9	Manufacture of motorcycles
0.5	1.0	3.0	6.1	0.6	6.1	Manufacture of bicycles and invalid carriages
-0.3	0.1	3.2	6.2	0.6	6.2	Other industry
3.1	3.9	2.6	5.7	0.5	5.7	Manufacture of furniture
14.5	10.2	4.1	1.6	3.26	1.6	Manufacture of wooden and cane furniture
2.1	0.9	4.4	3.5	3.6	3.5	Other industry
-1.2	-2.9	-0.2	-1.5	-2.2	-1.5	Manufacture of jewellery, bijouterie and related articles
3.1	2.0	5.7	5.0	5.4	5.0	Manufacture of musical instruments, medical and dental instruments and supplies and other manufacturing n.e.c.
-1.1	-0.9	-18.6	-22.6	2.1	-22.6	Manufacture of stationery
2.3	-0.8	-7.6	-4.8	8.2	-4.8	Other industry
1.7	1.3	4.2	3.6	2.1	3.6	Manufacture of sports goods
9.2	8.9	10.6	5.3	4.5	5.3	Manufacture of games and toys
0.3	-0.1	3.0	3.3	1.6	3.3	Repair of fabricated metal products, machinery and equipment and installation of industrial machinery and equipment
2.8	2.1	2.4	1.7	3.4	1.7	Repair and maintenance of transport equipment except motorcycles and bicycles
						Other industry
						Total Manufacturing

Jadual Table **1.5b** : Bilangan Pekerja Bergaji Sektor Pembuatan Mengikut Kumpulan: Perubahan Peraturan Tahunan (samb.)
: Number of Paid Employees of Manufacturing Sector by Group: Annual Percentage Change (cont.)

Kod Kumpulan Group code	Keterangan Kumpulan/Tempoh	2022											
		Jan.	Feb.	Mac	Apr.	Mei	Jun	Jul.	Ogo.	Sep.	Okt.	Nov.	Dis.
267 (26701 & 26702) & 268 (26800)	Pembuatan peralatan optikal, kelengkapan fotografi, media magnetik dan optikal	-13.3	-11.3	-11.2	-8.0	-8.9	-6.6	-6.0	-4.6	-4.2	-4.0	-2.4	-1.4
271	Pembuatan motor elektrik, penjana, transformer dan perkakasan pengagihan dan pengawalan elektrik	5.0	4.5	4.0	3.6	3.6	4.0	5.8	5.9	4.6	4.5	4.2	2.8
27101	Pembuatan motor elektrik, penjana dan transformer	1.8	1.0	0.6	0.5	1.8	1.2	0.4	0.3	-0.2	-0.4	-1.0	-2.3
27102	Pembuatan perkakasan pengagihan dan pengawalan elektrik	7.7	7.5	6.9	6.1	5.1	6.3	10.3	10.4	8.4	8.3	8.4	6.8
272/ 27200	Pembuatan bateri dan akumulator	-10.6	-4.6	-5.3	-5.9	-10.0	-3.5	-3.6	-6.7	2.8	4.3	6.7	8.3
273	Pembuatan pendawaian dan peranti pendawaian	8.6	8.3	9.8	11.4	11.5	9.4	8.4	8.6	5.3	3.8	3.9	-0.4
27310	Pembuatan kabel gentian optikal	0.6	0.2	5.6	8.6	9.6	10.5	12.7	15.1	8.5	8.2	8.0	4.4
27320	Pembuatan wayar dan kabel elektronik dan elektrik lain	7.9	7.7	9.1	10.8	11.1	10.1	8.9	9.0	5.6	4.0	4.1	1.2
27330	Pembuatan alatan pendawaian pembawa dan bukan pembawa arus untuk litar elektrik (tanpa mengira jenis bahan)	22.7	21.9	22.6	21.5	18.4	0.9	0.9	0.3	0.3	-1.0	-0.9	-23.7
274/ 27400	Pembuatan kelengkapan pencahayaan elektrik	-18.2	-17.3	-17.5	-16.1	-15.2	-12.3	-6.7	-5.1	-1.5	-1.3	-2.3	-1.0
275/ 27500	Pembuatan perkakasan domestik	3.4	3.2	2.1	1.9	2.6	3.6	3.2	4.1	1.4	1.6	-3.2	-3.1
279/ 27900	Pembuatan kelengkapan elektrik lain	1.6	1.4	3.5	3.3	3.9	6.5	6.8	8.6	4.1	5.3	3.0	3.1
281 & 282	Pembuatan jentera kegunaan umum dan kegunaan khas	1.4	1.3	1.2	2.0	2.5	2.8	4.4	4.5	4.4	5.0	3.2	3.6
28120	Pembuatan alat-alat kuasa bendalir												
& 28130	Pembuatan pam, pemampat, kepala paip dan injap lain	23.1	23.6	24.1	21.8	21.3	23.6	22.0	21.0	19.4	21.7	-2.3	-1.0
28180	Pembuatan alatan tangan yang menggunakan kuasa dilengkapkan dengan motor elektrik atau bukan motor elektrik atau pneumatik	-3.9	-4.3	-4.2	-5.2	-4.4	-3.9	-4.4	-4.2	-4.1	-4.5	-2.0	-2.1
28220	Pembuatan jentera pembentukan logam dan alatan mesin												
28192	Pembuatan mesin penyaman udara, termasuk untuk kenderaan bermotor	1.1	1.6	2.1	1.3	2.6	2.4	10.4	10.8	11.2	14.0	14.1	15.3
28290	Pembuatan lain-lain mesin bertujuan khas t.t.t.l.	-2.1	-0.6	0.1	-0.9	-1.8	0.1	-0.1	-0.5	-1.2	-1.6	-3.1	-2.8
	Industri lain	2.1	1.7	0.9	4.0	4.6	4.3	6.4	6.7	6.6	7.4	6.1	6.3
291 (29101 & 29102)	Pembuatan kenderaan bermotor	1.9	1.9	1.9	0.6	-0.1	4.0	7.0	7.0	5.2	4.6	4.5	4.5
292/ 29200	Pembuatan kerangka (coachwork) untuk kenderaan bermotor; pembuatan treler dan semi treler	-1.5	2.3	2.5	2.6	1.8	5.2	4.8	5.9	7.7	7.4	7.1	12.8
293/ 29300	Pembuatan alat ganti dan aksesori untuk kenderaan bermotor	2.1	1.9	2.2	2.3	2.9	3.4	3.6	3.8	2.9	2.3	2.2	2.1
301 (30110 & 30120)	Pembinaan kapal dan bot	-0.1	-0.7	-0.5	3.9	4.0	7.5	10.4	10.6	5.6	7.4	7.2	8.5
302, 303, 304 & 309	Pembuatan lokomotif keretapi, rolling stock, kapal angkasa dan udara, jentera berkaitan, kenderaan tempur ketenteraan, dan kelengkapan pengangkutan t.t.t.l.	0.2	0.8	1.0	3.6	3.8	4.7	4.7	5.3	4.9	2.7	2.3	2.6
30910	Pembuatan motosikal	3.1	2.6	2.7	4.3	3.6	4.4	3.4	4.5	4.8	2.1	2.5	3.4
30920	Pembuatan basikal dan invalid carriages	-10.5	-11.0	-11.2	-1.3	2.1	5.4	6.7	7.3	10.2	10.3	9.3	7.5
	Industri lain	0.7	2.6	3.0	4.3	4.3	4.8	5.2	5.5	3.8	1.4	0.6	0.8
310	Pembuatan perabot	4.4	4.3	4.4	4.6	4.2	10.7	10.8	10.7	1.9	2.3	0.4	0.6
31001	Pembuatan perabot kayu dan rotan	7.6	7.1	7.3	7.5	7.1	15.3	15.8	16.0	3.5	3.6	1.5	0.6
	Industri lain	-5.0	-3.8	-4.2	-4.0	-4.4	-2.6	-3.2	-4.1	-3.2	-1.8	-3.2	0.5
321 (32110 & 32120)	Pembuatan barang kemas, bijouterie dan artikel berkaitan	-4.6	-1.7	-1.9	0.0	0.7	0.2	0.2	0.02	1.7	2.2	2.6	3.3
322, 325 & 329	Pembuatan instrumen muzik, peralatan dan bekalan perubatan dan pergigian dan pembuatan lain t.t.t.l.	5.6	3.9	4.0	3.7	4.3	5.7	7.4	7.5	6.6	5.4	3.8	3.6
32901	Pembuatan alat tulis	2.0	4.3	1.2	2.1	2.9	2.9	5.1	5.8	4.4	1.8	-2.4	-2.2
	Industri lain	6.7	3.8	4.8	4.2	4.7	6.6	8.1	8.0	7.2	6.5	5.7	5.4
323/ 32300	Pembuatan barangan sukan	2.1	-1.4	-1.4	0.8	1.5	1.6	2.0	3.9	4.5	5.3	0.6	2.1
324/ 32400	Pembuatan permainan dan mainan	-1.2	3.3	1.1	0.6	4.1	7.3	13.1	13.2	13.3	12.7	12.3	8.2
331 & 332	Pembaikan pemasangan produk logam, jentera, kelengkapan dan pemasangan jentera perindustrian dan kelengkapan	2.6	1.7	4.3	5.0	5.8	7.5	6.1	4.0	2.1	1.8	0.6	2.1
33150	Pembaikan dan penyelenggaraan kelengkapan pengangkutan kecuali motosikal dan basikal	-7.2	-6.9	-4.2	-3.4	-3.9	1.4	0.3	-0.02	0.2	0.8	-0.5	4.5
	Industri lain	4.7	3.5	6.0	6.7	7.7	8.7	7.2	4.8	2.5	2.0	0.8	1.6
Jumlah Pembuatan		2.2	2.1	2.4	2.5	2.7	3.7	4.1	4.3	3.8	3.6	3.3	3.4

2023												Group Description/Period
Jan.	Feb.	Mac	Apr.	Mei	Jun	Jul.	Ogo.	Sep.	Okt.	Nov.	Dis.	
7.5	5.0	6.0	0.5	1.6	-1.4	-1.0	2.4	3.9	3.1	3.4	1.7	Manufacture of optical instruments, photographic equipment, magnetic and optical media
2.7	2.6	3.2	3.1	2.5	2.4	2.4	1.6	0.8	0.01	-0.5	-1.6	Manufacture of electric motors, generators, transformers and electricity distribution and control apparatus
-1.3	-1.3	-1.0	-1.1	-1.9	-2.1	-0.7	1.8	1.3	1.1	1.5	0.7	Manufacture of electric motors, generators and transformers
5.8	5.7	6.6	6.4	6.0	5.9	4.8	1.5	0.5	-0.8	-1.9	-3.2	Manufacture of electricity distribution and control apparatus
8.2	1.4	1.6	1.8	5.9	3.3	4.1	3.4	1.0	0.5	0.2	-0.2	Manufacture of batteries and accumulators
-0.6	2.7	1.6	1.7	-3.0	-3.2	-2.6	-3.0	-1.1	-1.8	-3.9	-2.3	Manufacture of wiring and wiring devices
5.9	6.3	1.3	1.6	1.3	1.0	-3.9	-6.0	-6.2	-3.3	6.8	4.6	Manufacture of fibre optic cables
0.6	4.3	3.2	3.1	-2.3	-2.5	-1.3	-2.1	-0.2	-1.2	-3.9	-3.9	Manufacture of other electronic and electric wires and cables
-18.6	-18.6	-17.8	-15.2	-14.1	-14.5	-17.8	-12.8	-9.5	-8.2	-9.8	19.5	Manufacture of current-carrying and non current-carrying wiring devices for electrical circuits regardless of material
-2.8	-4.8	-0.5	-3.4	-4.6	-6.2	-6.8	-2.1	-3.4	-2.1	7.4	7.6	Manufacture of electric lighting equipment
-3.2	-2.4	-1.2	-1.3	2.3	1.2	1.2	1.8	0.4	-2.0	1.2	-0.5	Manufacture of domestic appliances
3.6	3.8	1.9	1.1	0.1	-1.1	-0.6	0.3	1.3	0.2	-1.8	-1.4	Manufacture of other electrical equipment
3.4	3.2	3.8	2.7	2.0	2.3	0.4	0.2	-0.1	-0.8	-0.7	-2.4	Manufacture of general-purpose and special-purpose machinery
3.3	3.5	2.1	2.6	3.3	5.5	4.1	-2.2	-2.2	-1.9	-3.1	-15.9	Manufacture of fluid power equipment
-2.0	-1.9	0.7	0.6	-0.1	2.3	2.5	1.2	1.7	1.9	2.7	3.0	Manufacture of other pumps, compressors, taps and valves
11.6	11.7	9.4	9.8	7.0	6.7	-5.4	-6.8	-6.3	-7.4	-10.2	-12.5	Manufacture of power-driven hand tools with self-contained electric or non-electric motor or pneumatic drives
-3.4	-3.3	-3.9	-3.2	-2.0	-1.2	-0.6	-10.5	-9.0	-9.4	-8.6	-9.4	Manufacture of metal-forming machinery and machine tools
5.9	5.4	6.1	3.7	2.8	1.7	0.1	3.9	2.5	1.1	1.6	0.8	Manufacture of air-conditioning machines, including for motor vehicles
4.0	0.7	0.4	1.7	4.1	0.6	1.0	2.0	2.2	2.8	2.7	1.3	Manufacture of other special-purpose machinery
13.0	13.6	13.5	11.4	11.7	10.2	12.6	23.7	21.7	22.3	23.1	18.8	Other industry
1.5	1.7	1.9	1.3	1.4	0.8	1.3	-1.4	-1.5	-1.7	-1.9	-1.7	Manufacture of motor vehicles
9.6	10.1	7.2	7.5	8.6	8.4	8.1	8.5	10.0	6.6	8.1	9.5	Manufacture of bodies (coachwork) for motor vehicles; manufacture of trailers and semi-trailers
0.7	-0.2	-0.1	-0.6	-0.6	-1.1	0.2	-2.5	-3.4	-1.9	-2.0	-1.5	Manufacture of parts and accessories for motor vehicles
3.7	3.8	4.6	4.1	3.0	3.3	11.6	8.2	9.2	11.3	10.6	10.0	Building of ships and boats
-2.7	-4.4	-5.5	-6.7	-10.5	-14.2	-26.1	-43.7	-51.0	-54.1	-55.2	-54.4	Manufacture of railway locomotives, rolling stock, air and spacecraft, related machinery, military fighting vehicles and transport equipment n.e.c
-1.0	-2.4	-2.6	-2.9	-0.9	-1.4	-2.3	-1.1	-2.0	0.2	0.8	1.9	Manufacture of motorcycles
0.8	0.7	0.5	0.4	1.3	1.0	2.5	3.1	3.0	4.8	5.7	6.1	Manufacture of bicycles and invalid carriages
0.03	0.05	-0.3	-0.2	0.6	0.1	2.1	3.5	3.2	4.8	5.1	6.2	Other industry
3.6	2.7	3.1	2.4	3.8	3.9	3.7	1.7	2.6	4.8	7.5	5.7	Manufacture of furniture
8.6	9.1	14.5	11.2	11.8	10.2	4.0	3.0	4.1	3.4	1.8	1.6	Manufacture of wooden and cane furniture
2.9	2.3	2.1	0.8	1.1	0.9	4.0	4.1	4.4	5.1	4.9	3.5	Other industry
-1.2	-3.6	-1.2	-2.0	-2.0	-2.9	-3.6	-0.5	-0.2	-0.2	-0.3	-1.5	Manufacture of musical instruments, medical and dental instruments and supplies and other manufacturing n.e.c.
4.2	4.2	3.1	1.6	2.0	2.0	6.3	5.4	5.7	6.7	6.5	5.0	Manufacture of stationery
-1.7	-2.3	-1.1	-1.9	-2.2	-0.9	-1.3	-17.6	-18.6	-20.9	-18.0	-22.6	Other industry
5.7	2.4	2.3	3.9	2.4	-0.8	-14.4	-6.2	-7.6	-6.2	-6.5	-4.8	Manufacture of sports goods
2.2	2.4	1.7	1.4	1.6	1.3	3.0	4.3	4.2	3.5	3.4	3.6	Manufacture of games and toys
9.9	11.8	9.2	10.5	8.6	8.9	9.5	12.0	10.6	8.4	7.6	5.3	Repair of fabricated metal products, machinery and equipment and installation of industrial machinery and equipment
0.7	0.6	0.3	-0.3	0.3	-0.1	1.8	2.8	3.0	2.6	2.6	3.3	Repair and maintenance of transport equipment except motorcycles and bicycles
3.0	3.3	2.8	2.5	2.6	2.1	1.7	2.0	2.4	2.5	2.1	1.7	Other industry
3.0												Total Manufacturing

Kod Kumpulan Group code	Keterangan Kumpulan/Tempoh	2022				2023				2022					
		Q1	Q2	Q3	Q4	Q1	Q2	Q3	Q4	Jan.	Feb.	Mac	Apr.	Mei	Jun
101	Pemprosesan dan pengawetan daging	0.6	0.2	3.1	1.0	1.8	3.3	3.9	-1.3	3.7	-0.6	-2.4	-0.05	0.5	-0.3
102	Pemprosesan dan pengawetan ikan, krustasea dan moluska	0.1	2.6	1.2	1.2	3.8	-0.3	0.5	-0.4	2.5	-1.8	-0.5	1.1	-0.2	1.7
	10201 Pengetinan ikan, krustasea dan moluska &														
	10202 Pemprosesan dan pengawetan ikan, krustasea dan moluska Industri lain	0.8	2.0	1.3	2.1	3.8	-1.0	-0.1	-0.5	3.1	-1.7	-0.5	1.3	-0.5	1.1
		-3.4	5.6	0.8	-3.1	3.5	3.5	3.6	-0.2	-0.6	-1.9	-0.9	-0.5	1.2	4.9
103	Pemprosesan dan pengawetan buah-buahan dan sayur - sayuran	1.3	-0.9	-1.4	-1.1	5.8	2.8	-3.3	-3.3	4.8	-0.9	-2.4	-0.5	-0.1	-0.3
	10303 Pengetinan nanas &														
	10304 Pembuatan jem, marmalad dan sajian jeli Industri lain	-11.9	9.4	-0.1	16.8	-8.3	-1.5	1.8	-0.02	-4.3	-1.0	-7.1	6.3	-1.0	4.0
		2.0	-1.4	-1.5	-2.1	6.7	3.1	-3.6	-3.5	5.3	-0.9	-2.2	-0.9	-0.1	-0.5
104	Pembuatan minyak dan lemak daripada sayuran dan haiwan	0.5	0.2	2.6	2.5	1.4	0.3	4.4	0.4	0.2	0.7	-0.3	-0.2	0.2	0.3
	10404 Pembuatan minyak sayuran mentah dan bertapis &														
	10406 Pembuatan sebatian lemak masakan	-2.1	1.9	0.4	5.6	1.8	0.4	7.8	0.3	-1.5	0.3	-1.0	0.1	1.6	0.3
	10405 Pembuatan minyak kelapa Industri lain	1.9	2.2	0.6	0.1	0.6	0.0	3.0	-0.1	0.7	0.6	0.6	2.2	0.0	0.0
		0.6	0.1	2.8	2.4	1.4	0.3	4.3	0.5	0.3	0.7	-0.3	-0.3	0.1	0.3
105	Pembuatan produk tenusu	-1.1	2.0	-0.9	1.1	0.3	-0.6	3.6	0.8	-1.4	-0.3	0.6	0.6	0.4	1.0
	10502 Pembuatan susu pekat, tepung dan sejat Industri lain	-2.3	1.0	-1.2	1.5	0.04	-1.2	2.8	0.3	-2.2	-0.4	0.2	0.4	0.1	0.5
		2.5	4.7	0.1	-0.03	1.1	0.8	5.6	2.3	0.8	0.2	1.5	1.0	1.1	2.5
106	Pembuatan produk bijian, kanji dan produk berkanji	0.6	-0.7	2.4	1.3	1.3	-0.7	2.2	0.3	0.6	0.0	-0.1	0.5	-1.3	0.1
	10611 Pengilangan beras	3.0	-0.6	5.6	1.3	2.1	-2.2	1.7	0.2	2.2	0.8	0.0	0.8	-1.0	-0.4
	10613 Pengilangan tepung Industri lain	-0.4	-0.6	-0.3	1.9	1.8	0.7	3.1	0.4	0.1	-0.6	0.1	0.1	-1.2	0.6
		-6.1	-1.7	-0.5	-1.4	-6.1	0.2	0.5	-0.2	-4.4	-0.4	-1.4	1.0	-2.5	-0.2
107	Pembuatan produk makanan lain	3.0	-0.3	1.0	1.8	2.0	0.8	4.9	1.0	2.3	-0.2	0.8	-0.8	-0.1	0.5
	10711 Pembuatan biskut dan cookies	0.7	0.5	0.6	-0.8	1.8	-1.0	1.6	0.4	0.7	0.1	-0.2	-0.2	-0.8	1.6
	10712 Pembuatan roti, kek dan produk bakeri lain	-3.2	0.4	2.0	4.4	1.7	1.3	3.8	1.1	1.0	-3.7	-0.5	1.4	-0.4	-0.6
	10713 Pembuatan produk snek	-0.2	1.5	-0.1	3.7	0.1	1.2	2.7	4.5	0.5	-0.5	-0.1	0.4	-0.3	1.5
	10721 Pembuatan gula	0.2	-1.8	0.9	-0.5	0.9	1.3	5.3	-2.2	-0.2	0.4	0.0	-1.5	0.8	-1.2
	10731 Pembuatan produk koko	0.1	0.3	2.5	-3.3	-1.6	3.6	0.9	0.3	0.5	0.4	-0.9	0.3	0.3	-0.3
	10732 Pembuatan coklat dan produk coklat &														
	10733 Pembuatan konfeksi gula	-1.2	1.9	2.1	-4.8	0.8	0.4	7.7	0.8	-2.2	0.1	0.9	-0.6	-0.4	2.9
	10793 Pembuatan sos dan bahan perasa	8.0	1.4	-1.5	7.0	2.9	0.2	6.6	5.8	3.2	3.2	1.4	-1.7	2.8	0.4
	10799 Pembuatan produk makanan lain t.t.t.l. Industri lain	22.4	-7.0	2.1	-4.6	2.3	4.4	14.7	-2.1	10.5	3.6	6.9	-6.6	0.1	-0.6
		2.3	0.6	0.6	3.6	2.9	-0.5	2.5	0.6	2.5	0.1	-0.3	0.0	-0.4	1.0
108/ 10800	Pembuatan makanan haiwan tersedia	-0.5	4.4	-0.2	0.9	0.2	-2.7	-6.1	-4.2	0.5	-0.7	-0.3	3.8	0.7	-0.1
110	Pembuatan minuman ringan	2.2	-0.4	-0.6	1.4	2.4	0.6	-1.6	1.2	1.0	1.1	0.1	1.1	-0.6	-0.9
	11041 Pembuatan minuman ringan	2.5	0.0	-0.5	1.0	1.2	1.0	-2.2	1.0	-0.1	2.3	0.4	1.1	-0.1	-1.0
	11042 Pengeluaran air mineral semulajadi dan minuman lain yang dibotolkan Industri lain	0.1	-0.5	-2.2	0.8	7.0	-0.6	-1.6	0.2	0.8	-2.2	1.6	-0.3	-0.5	0.3
		5.2	-1.9	2.0	5.1	0.03	0.9	2.4	4.6	8.5	1.5	-4.4	4.0	-3.4	-2.3
120/ 12000	Pembuatan produk tembakau	17.9	-17.2	2.4	2.8	17.5	-13.4	1.4	-0.9	7.5	11.1	-1.3	-17.5	-0.1	0.5
131	Pemintalan, penenunan dan penyiapan tekstil	-0.6	-2.8	1.9	-0.2	1.7	-0.5	1.6	-1.6	-1.2	-0.1	0.6	-1.3	-0.3	-1.2
	13110 Penyediaan dan pemintalan gentian tekstil &														
	13120 Penenunan tekstil	-2.5	-3.5	0.8	1.7	2.4	-0.7	3.2	-1.6	-2.2	0.3	-0.6	-1.6	-0.9	-1.2
	13132 Pewarnaan, pelunturan, percetakan dan penyiapan akhir benang dan fabrik Industri lain	2.8	-0.5	4.2	-3.3	-1.9	0.3	-2.5	-0.5	-0.2	-1.0	4.1	-0.7	0.5	-0.3
		9.4	-6.4	3.4	-10.2	19.4	-3.5	4.0	-9.3	13.4	0.2	-3.7	-2.6	4.7	-8.3
139	Pembuatan tekstil lain	-0.5	3.1	-0.1	0.02	0.2	2.2	0.03	-0.5	0.2	-0.6	-0.1	0.8	2.0	0.2
	13910 Pembuatan fabrik dikait dan dikrusye Industri lain	0.0	1.0	-0.1	-2.8	-3.0	0.7	-1.1	-1.1	0.7	-0.1	-0.5	-0.1	1.4	-0.3
		-0.9	4.5	-0.05	1.9	2.2	3.2	0.7	-0.2	-0.1	-0.9	0.2	1.4	2.5	0.6
141	Pembuatan pakaian, kecuali pakaian berbulu	1.5	-1.1	-1.8	4.1	0.7	0.2	-2.0	3.7	0.4	1.0	0.1	-0.7	0.7	-1.1
	14102 Pembuatan pakaian Industri lain	0.3	0.1	-1.8	4.4	0.6	-0.3	-2.3	4.7	-1.2	1.2	0.3	-0.7	1.2	-0.4
		4.9	-4.1	-1.8	3.2	1.0	1.6	-1.0	0.9	4.8	0.5	-0.4	-0.8	-0.5	-2.8
142 & 143	Pembuatan artikel daripada kulit bulu dan pakaian yang dikait dan dikrusye	4.0	1.0	-2.0	-0.3	8.1	-0.2	2.5	-1.9	2.8	0.1	1.0	1.1	0.0	-0.1
151 (15110 & 15120)	Penyamakan dan pembersihan kulit, pembuatan bagasi, beg tangan, pelana dan abah-abah pembersihan dan pewarnaan bulu	-1.0	-5.8	2.3	0.2	3.2	-4.7	2.7	-1.6	-0.4	0.4	-1.0	-1.2	-1.0	-3.7
152	Pembuatan kasut	2.8	3.5	0.9	1.3	3.9	1.3	-0.9	0.8	3.8	2.7	-3.6	0.7	1.8	1.0
	15201 Pembuatan kasut kulit &														
	15203 Pembuatan kasut getah Industri lain	3.0	3.4	1.1	2.4	0.3	-2.5	-0.2	1.6	5.4	1.6	-3.8	-0.2	1.6	2.0
		2.6	3.8	0.6	-0.1	8.4	5.8	-1.5	-0.03	1.9	4.1	-3.4	1.9	2.0	-0.2
161/ 16100	Pengilangan dan pengetaman kayu	0.3	-1.7	1.3	-1.8	0.5	-2.4	0.04	-0.8	1.2	-0.4	-0.5	0.1	0.4	-2.1

2023																		Group Description/Period
Jul.	Ogo.	Sep.	Okt.	Nov.	Dis.	Jan.	Feb.	Mac.	Apr.	Mei	Jun	Jul.	Ogo.	Sep.	Okt.	Nov.	Dis.	
-1.3	0.4	4.0	0.0	0.9	0.1	2.9	-0.3	-0.8	3.4	0.2	-0.4	-1.6	0.4	5.1	0.4	-0.1	-1.6	Processing and preserving of meat
0.8	0.2	0.2	0.0	0.3	0.9	1.7	2.6	-0.6	-0.5	0.2	-0.05	0.5	-1.6	1.6	-0.4	-0.8	0.8	Processing and preserving of fish, crustaceans and molluscs
																		<i>Canning of fish, crustaceans and molluscs</i>
0.7	0.3	0.2	0.4	0.3	1.4	1.7	2.7	-0.6	-0.7	0.3	-0.5	1.5	-3.2	1.7	0.1	-1.5	0.9	<i>Processing, curing and preserving of fish, crustacean and molluscs</i>
0.9	-0.3	0.2	-1.7	-0.1	-1.3	2.0	2.0	-0.5	0.8	0.02	2.7	-5.1	7.7	1.4	-2.9	2.8	0.1	<i>Other industry</i>
1.5	-3.2	0.3	-0.6	-0.5	-0.03	3.5	2.3	-0.2	0.5	2.8	-0.4	-1.0	-4.7	2.4	0.0	-1.6	-1.7	Processing and preserving of fruits and vegetable
																		<i>Pineapple canning</i>
-0.4	-1.1	1.4	-0.7	0.1	17.6	-8.9	0.4	0.2	-0.4	0.6	-1.6	3.3	-2.4	1.0	0.3	-0.9	0.5	<i>Manufacture of jams, marmalades and table jellies</i>
1.6	-3.3	0.3	-0.6	-0.5	-1.0	4.3	2.5	-0.2	0.6	2.9	-0.4	-1.2	-4.9	2.5	-0.02	-1.7	-1.8	<i>Other industry</i>
1.1	0.3	1.2	0.2	1.6	0.6	0.7	0.9	-0.2	-0.6	0.3	0.5	1.1	0.7	2.5	0.5	-0.04	-0.01	Manufacture of vegetable and animal oils and fats
																		<i>Manufacture of crude and refined vegetable oil</i>
0.8	-0.6	0.2	-0.1	5.8	-0.2	0.9	0.2	0.7	-0.6	0.4	0.6	0.5	6.3	0.9	0.3	-0.1	0.1	<i>Manufacture of compound cooking fats</i>
0.1	-0.1	0.6	0.0	-0.1	0.2	0.3	0.0	0.3	-0.1	0.1	0.0	-0.6	1.6	2.0	0.0	-0.4	0.3	<i>Manufacture of coconut oil</i>
1.1	0.4	1.3	0.3	1.4	0.7	0.7	1.0	-0.2	-0.6	0.3	0.5	1.2	0.4	2.6	0.5	-0.03	-0.03	<i>Other industry</i>
-0.2	-0.8	0.2	0.4	0.4	0.3	0.5	-0.2	0.03	0.5	-1.4	0.2	0.6	1.2	1.7	0.1	0.6	0.2	Manufacture of dairy products
																		<i>Manufacture of condensed, powdered and evaporated milk</i>
-0.5	-0.9	0.2	0.0	1.3	0.2	0.4	-0.2	-0.2	1.6	-2.6	-0.2	0.8	1.1	0.9	-0.3	0.3	0.3	<i>Other industry</i>
0.5	-0.6	0.2	1.5	-1.9	0.4	0.7	-0.1	0.6	-2.3	2.0	1.2	0.2	1.6	3.7	1.2	1.3	-0.3	<i>Other industry</i>
0.2	0.3	2.0	-0.6	1.3	0.7	0.5	1.5	-0.7	-1.0	0.5	-0.2	-0.2	-1.9	4.4	-0.1	0.3	-0.02	Manufacture of grain mill products, starches and starch products
0.3	1.8	3.4	-0.4	0.6	1.2	0.9	1.9	-0.7	-1.8	0.6	-0.9	-0.4	-3.0	5.2	0.04	0.8	-0.6	<i>Rice milling</i>
0.6	-1.1	0.2	-0.5	2.4	0.0	0.1	2.3	-0.5	-0.3	0.4	0.6	-0.2	-0.5	3.9	0.1	-0.3	0.6	<i>Flour milling</i>
-2.5	-1.1	3.3	-2.1	-0.6	1.3	0.3	-4.6	-1.8	0.2	0.7	-0.6	1.4	-3.3	2.4	-1.5	1.0	0.3	<i>Other industry</i>
0.1	0.5	0.4	0.5	0.3	1.0	1.8	0.6	-0.4	0.9	0.2	-0.3	1.0	2.1	1.7	0.9	-0.1	0.2	Manufacture of other food products
0.7	0.0	-0.1	-0.9	0.6	-0.5	2.3	1.5	-2.0	-0.5	-0.1	-0.4	0.3	0.5	0.8	-0.4	0.4	0.3	<i>Manufacture of biscuits and cookies</i>
0.7	0.7	0.6	1.9	0.9	1.5	0.9	0.3	0.5	1.5	-0.4	0.2	3.4	-1.1	1.5	1.2	-0.1	0.1	<i>Manufacture of bread, cakes and other bakery products</i>
0.3	-0.6	0.1	1.1	0.2	2.4	0.2	0.4	-0.4	0.5	0.8	-0.1	-1.2	2.6	1.3	0.7	2.0	1.8	<i>Manufacture of snack products</i>
-0.1	1.3	-0.3	-0.4	-2.0	2.0	0.2	0.0	0.8	0.6	1.1	-0.4	0.1	4.3	0.8	0.4	-2.5	-0.1	<i>Manufacture of sugar</i>
0.8	1.2	0.4	-3.6	-0.6	0.9	0.1	1.1	-2.7	-0.1	2.9	0.8	0.1	-0.5	1.3	0.8	-0.3	-0.2	<i>Manufacture of cocoa products</i>
																		<i>Manufacture of chocolate and chocolate products</i>
0.4	1.5	0.2	0.2	-4.9	-0.1	3.3	-1.9	-0.5	0.8	-0.1	-0.3	1.7	5.2	0.7	0.9	0.8	-0.9	<i>Manufacture of sugar confectionery</i>
-1.1	0.3	-0.7	0.4	5.1	1.5	2.0	0.1	0.8	0.4	-0.6	0.4	-0.8	5.9	1.4	0.9	5.4	-0.5	<i>Manufacture of sauces and condiments</i>
0.1	0.0	2.0	0.1	-4.6	-0.1	3.3	-0.6	-0.4	4.7	1.3	-1.6	2.1	8.8	3.3	2.1	-4.9	0.9	<i>Manufacture of other food products n.e.c.</i>
-0.3	0.7	0.2	0.2	1.8	1.5	1.8	1.8	-0.7	-0.2	0.3	-0.6	-0.1	0.8	1.9	0.8	-0.2	0.03	<i>Other industry</i>
-0.2	0.1	-0.1	0.3	0.4	0.2	0.2	0.4	-0.4	-3.1	0.04	0.4	-1.0	-3.8	-1.4	-0.9	1.0	-4.3	Manufacture of prepared animal feeds
-0.3	-0.4	0.1	-0.2	-0.4	2.0	1.3	0.8	0.3	0.4	0.2	-0.1	0.5	-2.4	0.4	0.5	-0.4	1.1	Manufacture of beverages
0.2	-0.7	0.1	-0.1	-0.6	1.7	-0.05	0.9	0.3	0.6	0.1	0.2	0.5	-3.1	0.4	0.3	-0.1	0.8	<i>Manufacture of soft drinks</i>
-0.9	-1.3	0.1	0.0	0.5	0.3	5.6	0.1	1.3	-0.01	0.3	-0.9	0.4	-2.2	0.2	1.0	-1.2	0.4	<i>Production of natural mineral waters and other bottled waters</i>
-1.4	3.3	0.2	-1.5	-1.0	7.7	-0.2	1.8	-1.6	0.4	0.3	0.2	0.5	1.0	0.8	0.6	-0.5	4.5	<i>Other industry</i>
-0.5	-4.8	8.1	0.3	0.6	1.8	5.2	11.4	0.3	-12.0	-0.6	-1.0	-2.2	-4.9	8.9	0.1	-0.7	-0.4	Manufacture of tobacco products
-0.5	1.0	1.5	0.4	-0.6	-0.03	1.1	-0.7	1.3	-0.5	1.1	-1.1	-1.4	2.7	0.3	-0.4	-0.5	-0.8	Spinning, weaving and finishing of textiles
																		<i>Preparation and spinning of textile fibres</i>
-0.5	1.0	0.3	0.9	1.5	-0.7	1.2	-1.0	2.2	-0.2	0.3	-0.8	0.5	2.6	0.1	-0.5	-0.1	-1.0	<i>Weaving of textiles</i>
-0.5	0.7	4.1	-0.1	-4.6	1.5	-0.3	-0.8	-0.8	-0.4	2.3	-1.6	-5.8	2.7	0.8	0.2	-0.4	-0.3	<i>Dyeing, bleaching, printing and finishing of yarns and fabrics</i>
-0.3	2.0	1.7	-3.0	-8.0	0.7	11.4	4.0	3.1	-5.3	5.1	-3.1	-1.8	4.4	1.5	-1.8	-8.5	0.9	<i>Other industry</i>
-0.6	0.1	0.4	-0.6	1.3	-0.7	0.6	-1.0	0.6	1.2	1.3	-0.2	-0.4	0.4	0.03	-0.2	-0.2	-0.2	Manufacture of other textiles
-0.4	-0.1	0.5	-2.3	0.4	-0.9	-0.3	-0.3	-2.4	1.3	0.1	-0.7	-0.9	0.6	-0.8	-0.2	-0.2	-0.8	<i>Manufacture of knitted and crocheted fabrics</i>
-0.7	0.3	0.4	0.6	1.8	-0.5	1.1	-1.4	2.5	1.1	2.0	0.1	-0.04	0.3	0.5	-0.2	-0.2	0.2	<i>Other industry</i>
-1.2	-0.7	0.1	-1.0	4.5	0.7	0.6	-0.1	0.2	0.2	0.5	-0.4	-1.3	-1.6	0.9	-1.0	4.2	0.5	Manufacture of wearing apparel, except fur
-1.3	-0.8	0.3	-1.2	4.4	1.1	1.1	-0.9	0.4	-0.2	0.6	-0.7	-1.4	-1.9	1.0	-0.6	4.7	0.7	<i>Manufacture of clothings</i>
-0.8	-0.4	-0.6	-0.7	4.6	-0.6	-0.7	2.0	-0.2	1.3	0.0	0.3	-0.8	-0.7	0.5	-1.9	2.9	0.0	<i>Other industry</i>
0.0	-2.6	0.6	-3.2	3.8	-0.7	2.5	3.5	1.9	0.0	0.4	-0.6	-0.6	2.5	0.6	-6.4	5.8	-0.9	Manufacture of articles of fur, knitted and crocheted apparel
																		Tanning and dressing of leather; manufacture of luggage, handbags, saddlery and harness; dressing and dyeing of fur
-1.2	2.2	1.3	0.0	-0.7	0.9	1.7	1.4	0.2	-2.9	0.3	-2.2	-1.3	1.4	2.7	0.6	-0.7	-1.4	Manufacture of footwear
																		<i>Manufacture of leather footwear</i>
-0.5	0.8	0.8	1.4	1.2	-0.2	3.9	-1.4	-2.1	-1.8	-0.7	0.1	-0.6	-0.03	0.4	1.7	0.3	-0.4	<i>Manufacture of rubber footwear</i>
-1.7	0.6	1.7	-0.6	0.3	0.1	2.0	7.3	-1.0	1.5	3.3	0.9	-0.5	-3.4	2.5	1.9	-1.5	-0.4	<i>Other industry</i>
0.2	0.6	0.5	-0.4	0.5	-1.8	2.5	-0.04	-1.9	-1.9	1.6	-2.0	-1.0	1.7	-0.7	0.6	0.5	-1.9	Sawmilling and planning of wood

Kod Kumpulan Group code	Keterangan Kumpulan/Tempoh	2022				2023				2022					
		Q1	Q2	Q3	Q4	Q1	Q2	Q3	Q4	Jan.	Feb.	Mac	Apr.	Mei	Jun
162	Pembuatan produk daripada kayu, gabus, jerami dan bahan jalinan lain	-3.1	2.0	0.8	1.9	-1.8	0.5	0.9	1.7	0.1	-0.5	-2.8	-0.8	3.9	-1.0
16211	Pembuatan kepingan venier dan papan lapis	-3.4	1.8	1.8	1.5	-2.6	0.5	2.9	2.3	-1.7	-0.9	-0.8	-1.1	4.8	-1.8
16212	Pembuatan papan partikel dan papan gentian	1.8	-0.3	-2.6	-3.9	-1.2	3.4	8.4	-2.2	1.9	0.5	-0.5	-0.7	0.6	-0.1
16221	Pertukangan kayu untuk jurubina	-10.9	2.3	-1.7	7.8	-1.7	0.03	-9.3	-0.01	0.1	0.3	-11.2	-1.2	3.4	0.2
	Industri lain	2.2	3.5	1.8	1.4	0.2	-0.9	-0.3	3.2	4.8	-0.3	-2.1	0.2	3.4	-0.1
170	Pembuatan kertas dan produk kertas	1.4	-0.6	1.8	1.8	1.1	-2.8	1.7	1.2	0.7	0.8	-0.1	-1.0	0.2	0.1
17010	Pembuatan pulpa, kertas dan kertas tebal	-0.9	0.4	1.1	4.6	0.8	-9.2	1.3	5.3	0.2	-1.1	-0.1	0.1	0.0	0.4
17020	Pembuatan kertas gelugur dan kertas tebal dan bekas daripada kertas dan kertas tebal	1.5	-0.5	3.3	2.4	0.1	-2.2	0.3	0.4	-0.1	1.6	0.1	-1.4	0.5	0.4
17091	Pembuatan sampul surat dan kad surat	0.9	1.5	2.1	-4.7	5.7	-1.1	0.5	-0.8	2.9	-1.0	-1.0	-2.2	3.3	0.5
17092	Pembuatan kertas kegunaan rumah dan pembersih peribadi	-0.6	-2.1	1.8	-0.5	-0.9	-1.9	8.1	0.02	0.7	-0.7	-0.6	-0.6	-1.2	-0.3
17093	Pembuatan kertas bergam atau pelekat yang berjalur atau bergulung dan label dan kertas dinding	4.4	-0.6	-1.9	2.2	4.8	-0.6	-4.2	0.2	0.6	4.1	-0.2	-1.1	1.6	-1.1
	Industri lain	4.4	-0.9	1.8	0.6	3.4	-0.4	4.5	2.1	4.1	-0.5	0.8	-0.9	-0.3	0.3
181 & 182	Percetakan, aktiviti perkhidmatan berkaitan percetakan dan penerbitan semula media rakaman	0.3	-2.6	-0.7	7.1	0.3	-1.9	-0.04	3.4	0.1	-0.2	0.5	-3.3	0.6	0.2
18110	Percetakan	0.5	-2.2	-0.7	7.2	0.3	-1.2	0.03	3.2	0.1	-0.3	0.7	-3.3	0.8	0.3
18120	Aktiviti perkhidmatan berkaitan percetakan &	-0.4	-4.4	-0.6	6.8	0.1	-5.1	-0.4	4.4	0.1	-0.1	-0.4	-3.6	-0.6	-0.2
18200	Penerbitan semula media rakaman														
192 (19201 & 19202)	Pembuatan produk petroleum bertapis	3.7	-2.6	2.3	0.9	3.8	-1.8	0.3	1.5	-0.3	1.5	2.5	-2.8	0.3	0.0
201	Pembuatan kimia asas, baja dan sebatian nitrogen, plastik dan getah sintetik dalam bentuk primer	2.3	-1.5	-0.1	1.1	4.0	-2.0	-2.9	1.3	0.6	0.8	0.9	-1.9	0.3	0.0
20111	Pembuatan gas perindustrian atau perubatan bukan organik dalam bentuk cecair atau mampat	1.5	1.2	-0.3	3.1	8.8	-2.5	0.6	2.2	2.8	-1.2	-0.1	0.0	0.2	1.0
20112	Pembuatan kimia organik asas &	1.9	-0.7	1.5	5.7	2.7	-2.3	-3.3	1.1	0.1	0.4	1.4	-0.7	0.1	-0.1
20113	Pembuatan sebatian bukan organik														
20121	Pembuatan baja &	4.7	-8.5	-0.6	-11.9	9.2	-4.4	-9.5	-0.4	1.2	3.7	-0.3	-8.9	0.4	0.0
20129	Pembuatan produk campuran nitrogen														
20131	Pembuatan plastik dalam bentuk primer	1.1	-0.6	-1.7	2.4	0.1	0.2	-0.4	2.1	-0.6	0.1	1.7	-0.3	-0.4	0.1
	Industri lain	4.3	7.9	-1.3	1.8	5.3	-0.1	-0.2	1.5	2.5	1.2	0.6	4.3	4.5	-1.0
202 & 203	Pembuatan produk kimia lain dan serat buatan manusia	4.5	-3.0	-0.8	3.7	1.3	-4.0	-0.8	0.9	0.7	-1.1	4.9	-3.8	1.2	-0.3
20210	Pembuatan racun perosak dan produk agrokimia lain	-2.0	-1.4	-1.6	4.8	5.8	-2.6	6.5	3.8	0.6	-2.8	0.3	-0.8	-0.6	0.0
20221	Pembuatan cat, varnis dan penyadur dan mastik	18.4	-17.4	-1.2	3.2	5.5	-3.2	-2.4	1.9	3.7	-3.3	18.0	-16.7	-0.6	-0.3
20222	Pembuatan dakwat cetak	17.3	-2.0	0.2	-0.01	5.4	0.3	-1.7	0.7	0.2	-0.2	17.3	-0.7	0.3	-1.6
20231	Pembuatan sabun dan bahan pencuci, penyediaan & membersihkan dan mengilap	-0.6	0.9	1.3	4.1	-1.8	-8.2	1.0	1.4	0.0	-0.8	0.2	-2.4	3.9	-0.6
20232	Pembuatan pewangi dan penyediaan dandanan diri														
20291	Pembuatan plat fotografi, filem, sensitized paper dan other sensitized unexposed materials &	0.3	1.6	-3.6	5.3	0.3	-0.8	-2.6	-1.0	-0.1	0.1	0.3	1.5	-0.5	0.6
20292	Pembuatan dakwat menulis dan melukis &														
20299	Pembuatan produk kimia lain t.t.t.l. Industri lain	3.3	-1.8	0.1	-12.8	12.0	-3.9	-31.9	-7.5	2.2	0.8	0.3	-0.9	0.0	-0.8
210	Pembuatan produk farmaseutikal, kimia perubatan dan botani	-1.2	12.9	3.0	-5.2	-1.6	3.8	4.9	-4.5	-1.6	0.5	-0.1	12.9	-0.5	0.5
21001	Pembuatan bahan aktif ubat-ubatan untuk digunakan oleh bidang farmakologi dalam pembuatan ubat-ubatan	-2.0	11.1	3.0	-4.6	-2.8	4.8	4.4	-4.9	-2.9	1.1	-0.2	11.5	-0.5	0.2
	Industri lain	1.0	17.3	2.9	-6.7	1.5	1.4	6.2	-3.6	1.6	-0.8	0.2	16.4	-0.5	1.3
221	Pembuatan produk getah	2.0	1.4	-0.6	-2.9	-0.6	-5.4	2.9	-0.8	2.2	-0.4	0.2	4.4	-0.4	-2.6
22111	Pembuatan tayar getah untuk kenderaan	2.1	4.7	-13.2	1.3	1.8	4.6	-4.6	0.9	1.7	0.9	-0.5	7.1	0.1	-2.4
22112	Pembuatan bunga tayar yang boleh ditukar ganti dan tayar celup	-5.6	-4.4	6.7	7.5	2.2	-2.6	6.5	5.6	0.4	-4.0	-2.0	4.9	-3.3	-5.8
22191	Pembuatan produk lain daripada getah asli atau sintetik, tidak divulkan, divulkan atau dikeraskan &	-0.6	1.6	2.7	2.1	5.7	2.2	-3.0	-0.4	0.8	-1.1	-0.3	5.0	-0.9	-2.5
22193	Pengilangan semula getah dan prosesan susu getah														
22192	Pembuatan sarung tangan getah	3.8	3.4	-1.6	-6.5	-3.9	-8.1	4.1	-1.0	3.4	-0.7	1.1	4.5	-0.3	-0.8
22199	Pembuatan produk getah lain yang t.t.t.l.	0.2	-3.0	2.3	0.2	1.5	-7.0	5.8	-1.4	0.7	0.6	-1.0	3.3	-0.2	-6.0
222	Pembuatan produk plastik	1.2	0.7	1.0	0.3	0.4	0.9	1.3	0.7	-1.0	-0.8	3.1	1.1	-0.4	0.0
22201	Pembuatan produk plastik separa siap &	6.3	4.8	-0.4	0.4	-1.0	3.4	-0.1	-0.7	-1.1	-0.7	8.3	3.4	-0.4	1.8
22202	Pembuatan produk plastik siap														
22203	Pembuatan artikel plastik untuk pembungkusan barangan	0.5	0.4	2.0	1.0	0.8	0.8	3.8	0.3	-1.5	-0.9	3.0	0.7	-0.6	0.3
22204	Pembuatan barangan plastik jurubina	7.8	-1.3	1.0	1.7	1.2	-0.2	0.5	-1.1	0.9	-0.5	7.4	0.6	-1.6	-0.3
22205	Pembuatan pinggan mangkuk, peralatan dapur dan barangan tandas daripada plastik	15.7	3.2	0.8	-9.2	4.3	-1.0	-0.02	-2.5	14.9	0.0	0.7	2.5	0.5	0.2
22209	Pembuatan pelbagai produk plastik t.t.t.l.	-5.2	-2.3	1.2	2.3	-0.2	-0.3	0.3	3.1	-4.4	-1.0	0.2	-0.3	-0.4	-1.6
231 (23101 & 23102 & 23109)	Pembuatan kaca dan produk kaca	0.4	6.0	2.7	1.9	0.4	0.5	-0.1	-1.7	1.2	-0.9	0.1	-0.2	6.2	0.0

2023																	Group Description/Period	
Jul.	Ogo.	Sep.	Okt.	Nov.	Dis.	Jan.	Feb.	Mac	Apr.	Mei	Jun	Jul.	Ogo.	Sep.	Okt.	Nov.		Dis.
-0.8	0.0	1.6	0.4	1.1	0.5	-0.1	1.0	-2.6	-0.3	2.1	-1.4	0.1	0.0	0.8	0.9	1.3	-0.5	Manufacture of products of wood, cork, straw and plaiting materials
-1.3	-0.2	3.4	0.5	1.4	-0.4	-1.0	1.0	-2.5	-1.0	3.3	-1.7	1.6	-1.0	2.2	0.9	1.9	-0.5	Manufacture of veneer sheets and plywood
0.5	0.1	-3.2	0.6	-2.8	-1.8	-2.3	1.8	-0.7	-1.3	4.7	0.2	-0.1	13.8	-4.6	-0.3	-1.2	-0.6	Manufacture of particle board and fibreboard
-1.3	0.5	-0.9	-0.5	2.5	5.7	1.3	1.5	-4.4	1.2	-0.2	-1.0	-2.1	-5.8	-1.7	0.5	-0.02	-0.5	Manufacture of builders' carpentry
0.6	0.3	0.8	0.5	1.0	-0.02	2.3	-0.01	-2.0	1.1	-0.4	-1.5	-2.4	0.5	1.6	1.8	1.7	-0.3	Other industry
0.3	-0.1	1.6	1.2	0.3	0.3	0.3	1.0	-0.2	-1.2	-1.4	-0.3	-0.9	0.9	1.7	1.3	-0.4	0.2	Manufacture of paper and paper products
0.3	-1.1	2.0	2.0	1.1	1.4	0.1	1.5	-0.8	0.2	-9.4	-0.04	-0.1	2.1	-0.7	1.4	-0.1	4.0	Manufacture of pulp, paper and paperboard
0.1	0.9	2.3	1.7	0.6	0.1	-0.5	0.7	-0.1	-2.4	0.2	0.04	-1.3	-0.8	2.4	1.1	-0.1	-0.7	Manufacture of corrugated paper and paperboard and of containers of paper and paperboard
-0.2	-0.2	2.4	-0.8	-5.8	2.0	3.1	3.0	-0.5	-1.6	1.4	-0.9	0.4	-0.6	0.6	0.4	-0.2	-1.1	Manufacture of envelopes and letter-card
0.7	-0.1	1.2	0.2	-0.4	-0.3	0.8	-0.8	-0.9	-0.5	-0.02	-1.4	-1.6	6.3	3.3	1.4	-0.8	-0.6	Manufacture of household and personal hygiene paper
-0.2	-0.8	-0.9	0.5	1.6	0.1	0.4	4.2	0.2	0.2	-0.7	-0.04	-0.5	-3.0	-0.7	1.2	-0.8	-0.2	Manufacture of gummed or adhesive paper in strips or rolls and labels and wall paper
1.1	-1.8	2.5	1.0	-0.7	0.4	2.3	0.1	1.0	-0.9	0.4	0.04	0.2	1.6	2.6	2.1	-0.6	0.7	Other industry
-0.3	0.0	-0.4	4.3	2.3	0.4	0.2	-0.5	0.6	-1.0	1.1	-2.0	-0.1	0.5	-0.4	1.8	1.1	0.5	Printing, service activities related to printing and reproduction of recorded media
-0.3	-0.1	-0.3	4.3	2.6	0.1	0.2	-0.7	0.9	-0.4	1.4	-2.2	-0.2	0.4	-0.2	1.3	1.4	0.5	Printing
-0.3	0.2	-0.5	4.0	0.8	1.8	0.3	0.2	-0.5	-3.9	-0.4	-0.8	0.3	1.0	-1.7	4.2	-0.5	0.7	Service activities related to printing
																		Reproduction of recorded media
2.2	0.3	-0.2	0.0	0.1	0.8	-0.2	1.2	2.8	-1.3	-0.2	-0.3	0.3	0.8	-0.8	1.2	0.2	0.1	Manufacture of refined petroleum products
0.2	-0.1	-0.1	1.6	-1.0	0.5	1.6	1.1	1.3	-3.1	0.8	0.4	-3.8	1.3	-0.4	1.7	-0.04	-0.4	Manufacture of basic chemicals, fertilizer and nitrogen compounds, plastics and synthetic rubber in primary forms
0.2	-1.0	0.5	2.6	0.1	0.4	3.0	0.2	5.5	-5.7	4.1	-0.6	-0.3	0.2	0.7	2.0	0.3	-0.04	Manufacture of liquefied or compressed inorganic industrial or medical gases
1.1	0.0	0.4	1.7	2.7	1.2	0.4	1.1	1.1	-3.5	0.3	1.0	-4.4	1.2	-0.1	2.0	-0.8	-0.1	Manufacture of basic organic chemicals
0.1	0.3	-1.0	1.3	-11.8	-1.3	3.5	4.1	1.3	-5.0	0.4	0.1	-7.6	0.5	-2.5	0.9	0.8	-2.1	Manufacture of inorganic compounds
																		Manufacture of fertilizers
-1.1	0.1	-0.7	1.7	-0.1	0.8	1.4	-0.9	-0.3	-0.2	-0.2	0.6	-1.8	2.1	-0.6	1.5	0.7	-0.1	Manufacture of associated nitrogen products
0.3	-1.7	0.1	0.5	1.2	0.2	2.7	2.5	0.1	-1.0	1.5	-0.6	-4.4	3.2	1.2	2.4	-0.6	-0.2	Manufacture of plastics in primary forms
-0.4	-0.4	-0.1	1.0	2.3	0.4	0.0	-0.4	1.7	-2.1	-0.9	-1.0	0.9	-0.4	-1.3	1.0	0.6	-0.7	Manufacture of other chemical products and man-made fibres
0.0	-5.6	4.2	1.6	4.2	-1.0	2.1	1.8	1.7	-1.1	0.4	-1.9	0.1	3.9	2.3	4.3	-0.1	-0.4	Manufacture of pesticides and other agrochemical products
-0.5	-0.7	0.0	1.1	0.9	1.2	4.1	-4.5	6.1	-3.2	0.2	-0.3	-0.5	-0.4	-1.6	1.2	0.3	0.3	Manufacture of paints, varnishes and similar coatings ink and mastics
0.1	0.0	0.2	0.0	-0.1	0.1	1.4	-0.1	4.0	0.1	0.1	0.1	0.7	-1.0	-1.3	0.5	0.3	-0.1	Manufacture of printing ink
1.1	0.1	0.1	1.9	1.9	0.3	-3.0	1.0	0.3	-3.6	-3.1	-1.7	2.4	0.4	-1.7	1.0	0.4	-0.1	Manufacture of soap and detergents, cleaning and polishing preparations
																		Manufacture of perfumes and toilet preparations
-2.5	0.3	-1.5	0.0	4.3	0.9	0.7	-0.5	0.2	-0.7	0.4	-0.6	0.3	-1.6	-1.4	0.2	1.2	-2.4	Manufacture of photographic plates, films, sensitized paper and other sensitized unexposed materials
																		Manufacture of writing and drawing ink
0.6	0.1	-0.5	-0.3	-8.4	-4.5	-1.7	9.8	3.8	-0.8	-0.3	-2.8	-0.8	-24.9	-8.7	-7.5	0.3	-0.3	Manufacture of other chemical products n.e.c.
1.4	1.1	0.5	0.1	-4.8	-0.5	-1.9	0.4	-0.1	5.4	-1.2	-0.4	1.9	2.5	0.5	0.4	-4.6	-0.4	Manufacture of pharmaceuticals, medicinal chemical and botanical products
1.9	1.1	0.0	1.1	-5.2	-0.4	-3.3	0.3	0.2	8.7	-2.7	-0.8	1.2	3.1	0.1	0.4	-5.1	-0.2	Manufacture of medicinal active substances to be used for their pharmacological properties in the manufacture of medicaments
0.2	0.9	1.8	-2.2	-3.9	-0.8	1.5	0.7	-0.6	-2.1	2.8	0.7	3.6	1.1	1.4	0.5	-3.2	-0.8	Other industry
-0.7	0.0	0.2	-1.4	-1.4	-0.1	-1.5	0.3	0.6	-0.8	-1.6	-3.1	0.2	2.3	0.4	-0.2	-0.4	-0.2	Manufacture of rubber products
-12.5	-0.7	-0.2	0.4	1.4	-0.4	0.4	1.0	0.4	7.3	-0.2	-2.3	6.2	-10.2	0.1	-0.3	1.6	-0.4	Manufacture of rubber tyres for vehicles
0.0	3.8	2.8	1.3	7.3	-1.1	0.3	2.7	-0.7	-0.4	-0.9	-1.3	0.9	2.6	2.8	1.9	7.8	-3.8	Manufacture of interchangeable tyre treads and retreading rubber tyres
1.7	1.2	-0.2	-0.4	2.1	0.3	2.2	3.0	0.4	2.1	0.3	-0.2	3.8	-4.9	-1.7	-0.6	-0.3	0.6	Manufacture of other products of natural or synthetic rubber, unvulcanized, vulcanized or hardened
																		Rubber remilling and latex processing
-1.0	-0.8	0.2	-2.5	-3.6	-0.5	-4.4	-0.7	1.2	-2.6	-2.1	-3.6	-1.7	5.3	0.6	-0.4	-0.7	0.04	Manufacture of rubber gloves
1.1	0.9	0.3	-0.4	0.0	0.6	1.7	0.2	-0.4	-0.8	-2.0	-4.3	-0.1	4.7	1.1	0.4	-1.0	-0.8	Manufacture of other rubber products n.e.c.
0.8	0.1	0.1	-0.3	0.6	0.1	0.3	0.3	-0.2	1.1	0.2	-0.4	2.2	-1.0	0.2	0.02	0.8	-0.1	Manufacture of plastics products
0.4	-0.4	-0.4	-0.5	0.7	0.3	-0.2	0.2	-1.0	4.2	0.4	-1.2	-0.3	0.1	0.1	-0.2	-0.5	-0.03	Manufacture of semi-manufactures of plastic products
0.4	0.6	1.0	0.9	-0.2	0.3	0.2	1.0	-0.4	0.8	0.05	-0.1	2.3	0.05	1.4	0.2	-0.1	0.2	Manufacture of finished plastic products
0.6	-0.5	0.9	2.5	-1.3	0.6	1.3	0.3	-0.4	-0.5	0.6	-0.3	-0.4	-0.3	1.2	0.6	-1.4	-0.3	Manufacture of plastic articles for the packing of goods
0.7	-0.4	0.5	-5.7	-1.7	-2.0	2.1	1.4	0.8	-1.1	0.6	-0.4	-3.7	6.2	-2.3	-2.0	-0.4	-0.1	Manufacture of builders' plastics ware
1.6	0.1	-0.5	0.1	2.0	0.3	0.2	-0.7	0.3	-0.2	0.04	-0.1	5.7	-4.7	-0.4	0.5	3.1	-0.5	Manufacture of plastic tableware, kitchenware and toilet articles
																		Manufacture of diverse plastic products n.e.c.
1.5	2.0	-0.8	-0.6	1.9	0.5	0.3	0.3	-0.2	0.03	1.1	-0.6	-4.3	4.0	0.4	-1.2	-0.3	-0.2	Manufacture of glass and glass products

Kod Kumpulan Group code	Keterangan Kumpulan/Tempoh	2022				2023				2022					
		Q1	Q2	Q3	Q4	Q1	Q2	Q3	Q4	Jan.	Feb.	Mac	Apr.	Mei	Jun
239	Pembuatan pengeluaran galian bukan logam t.t.t.l.	-0.6	-0.1	0.4	-0.3	-2.0	2.0	2.5	0.03	1.0	-1.8	0.3	0.5	-0.8	0.2
23911	Pembuatan mortar refraktori dan konkrit &	-7.0	-1.2	-1.7	3.5	-6.9	0.1	-0.5	-0.9	-6.3	-2.2	1.5	-1.0	-0.3	0.1
23921	Pembuatan seramik bukan refraktori														
23930	Pembuatan produk porselin dan seramik lain	-0.6	1.1	3.2	-0.7	-15.6	2.0	0.3	-1.4	1.8	-1.1	-1.3	-0.7	1.4	0.4
23941	Pembuatan simen hidrolik	-0.1	3.2	-11.0	3.8	-2.1	-0.5	-0.5	4.1	0.3	0.1	-0.5	3.0	0.4	-0.2
23951	Pembuatan konkrit dan mortar siap bancuh dan banchuan kering	-3.7	3.3	4.0	0.8	-6.1	0.8	6.6	0.6	0.9	-4.8	0.3	4.4	-1.3	0.2
23952	Pembuatan konkrit pratuangan, simen atau artikel batu buatan yang digunakan dalam pembinaan;														
23953	Pembuatan komponen struktur pasang siap untuk bangunan atau kejuruteraan awam dari simen, batu atau konkrit buatan &	1.0	-2.4	1.4	-0.9	2.6	3.0	0.3	-1.9	1.7	-1.7	1.0	-1.6	-1.0	0.2
23959	Pembuatan artikel konkrit, simen dan plaster lain t.t.t.l.														
23990	Pembuatan produk mineral bukan logam lain t.t.t.l. Industri lain	4.7	-2.4	0.6	-1.9	-1.5	3.2	6.9	3.4	3.9	1.1	-0.3	-0.5	-2.0	0.1
		3.0	2.7	1.9	-6.4	3.8	3.5	6.0	0.8	5.6	-0.9	-1.6	2.6	-0.7	0.8
241 (24101 & 24102 & 24103 & 24104 & 24109)	Pembuatan besi dan keluli asas	-2.2	1.1	0.1	1.4	-0.9	1.0	3.4	1.8	-0.6	-2.4	0.8	0.4	-0.1	0.8
242 (24201 & 24202 & 24209)	Pembuatan logam asas berharga dan logam bukan ferus lain	3.6	-3.1	1.3	0.02	1.5	-3.0	-3.3	-1.1	1.4	2.7	-0.5	0.7	-1.2	-2.7
243	Pengacuan logam	5.9	-6.8	0.4	-1.9	6.3	-4.4	2.1	-2.1	4.0	2.1	-0.3	-6.3	-1.1	0.6
251 & 252	Pembuatan produk struktur logam, tangki, takungan, penjana wap, senjata dan peluru	0.4	-2.4	0.3	2.6	0.7	-2.3	1.2	1.8	0.1	-0.7	0.9	-0.9	0.4	-1.9
25113	Pembuatan pintu, tingkap dan bingkai, penutup tingkap dan & pintu pagar daripada logam	0.9	-3.9	-0.9	3.9	0.1	-2.8	4.9	2.5	0.3	-0.6	1.1	-1.5	0.5	-2.8
25119	Pembuatan produk struktur logam lain														
25120	Pembuatan tangki, takungan dan kontena daripada logam Industri lain	-0.8	0.6	5.9	-1.1	0.8	-2.1	-6.5	-0.7	-0.8	0.4	-0.4	1.0	0.3	-0.8
		-0.5	0.7	-1.2	1.5	3.3	0.04	-5.1	1.2	0.1	-2.2	1.7	-0.3	0.1	1.0
259	Pembuatan lain-lain produk yang direka daripada logam; aktiviti perkhidmatan kerja logam	2.2	-2.2	1.1	1.1	2.1	-2.1	4.2	1.2	0.5	0.4	1.3	-1.5	-0.3	-0.5
25910	Tempaan, tekanan, hentakan dan bentuk gelekkan logam; serbuk metalurgi	0.5	0.4	3.3	-2.6	-2.1	-4.4	7.5	-0.9	1.1	0.2	-0.8	-0.2	0.9	-0.3
25920	Rawatan dan penyalutan logam; menggunakan mesin	8.4	-7.6	2.3	3.2	7.4	-5.8	-10.8	0.1	0.7	3.2	4.3	-5.6	-0.8	-1.2
25991	Pembuatan tin untuk produk makanan dan minuman, tiub dan kotak boleh dilipat	-0.5	-1.1	-0.3	0.1	1.9	-3.2	9.0	-1.3	1.9	-0.9	-1.6	1.1	-2.8	0.6
25992	Pembuatan kabel, plaited bands (jalur/pita berpintal) dan artikel seumpamanya daripada logam &	-0.8	-1.3	0.7	1.8	0.7	0.01	4.1	3.3	-0.6	0.2	-0.4	-1.2	-0.3	0.1
25993	Pembuatan bolt, skru, nat dan produk uliran seumpamanya														
25994	Pembuatan barangan rumah daripada logam	3.8	-3.8	-5.0	4.7	6.5	-0.6	0.9	6.9	-0.6	0.9	3.5	-3.1	1.4	-2.2
25999	Pembuatan produk lain yang direka daripada logam t.t.t.l. Industri lain	3.4	-2.7	0.2	4.6	1.5	-1.1	4.8	2.5	0.5	-0.6	3.5	-1.8	-0.2	-0.8
		3.1	-2.0	0.8	-2.2	7.4	1.2	11.7	0.3	0.2	1.0	2.0	-0.4	-1.1	-0.5
261	Pembuatan komponen dan papan elektronik	1.5	2.2	2.1	1.4	0.7	2.8	-0.1	-1.4	-0.4	0.9	1.0	0.8	0.2	1.1
26101	Pembuatan diod, transistor dan alatan semikonduktor yang seumpamanya &	1.4	2.8	2.2	0.2	-0.1	1.9	0.3	-1.1	-0.9	1.0	1.3	1.4	0.2	1.2
26102	Pembuatan litar elektronik bersepadu dengan pemasangan mikro														
26103	Pembuatan kapasitor dan perintang elektrik &														
26104	Pembuatan papan litar bercetak &	1.7	1.2	2.7	3.3	1.9	3.7	-0.7	-1.8	0.0	0.9	0.8	-0.1	0.0	1.3
26105	Pembuatan komponen paparan &														
26109	Pembuatan komponen lain untuk aplikasi elektronik	0.8	2.6	-2.4	0.2	-0.1	5.3	-0.5	-1.5	0.9	-0.2	0.1	1.3	1.7	-0.4
262 (26201 & 26202)	Pembuatan komputer dan kelengkapan peranti	1.1	1.7	1.0	1.9	-4.1	0.2	-0.3	1.1	0.5	0.1	0.6	-0.5	1.5	0.6
263/ 26300	Pembuatan peralatan komunikasi	0.0	4.1	3.5	0.1	-1.1	2.2	-1.7	1.0	-1.3	1.2	0.2	0.8	1.6	1.5
264/ 26400	Pembuatan peralatan elektronik pengguna	0.1	4.4	1.0	-1.7	-2.8	0.6	9.8	-3.8	1.0	-0.5	-0.3	2.1	1.2	1.1
265	Pembuatan kelengkapan mengukur, menguji, memandu arah dan kawalan; jam tangan dan jam	1.0	0.9	3.5	2.5	1.3	-0.01	-1.8	0.4	0.8	-0.3	0.6	-0.3	0.0	1.2
26511	Pembuatan kelengkapan mengukur, menguji, memandu arah & dan kawalan	0.2	0.9	4.2	3.3	1.2	1.6	-3.0	0.4	1.0	-0.7	-0.1	0.0	-0.2	1.0
26512	Pembuatan kelengkapan kawalan proses perindustrian														
26520	Pembuatan jam tangan dan jam dan bahagiannya	4.0	0.7	1.3	-0.1	1.5	-5.6	2.9	0.3	0.1	0.8	3.1	-1.4	0.4	1.8
266/ 26600	Pembuatan peralatan penyinaran, perubahan elektro dan elektroterapeutik	-0.8	0.9	1.6	-0.1	-0.5	0.5	-1.9	-1.2	-0.6	-0.4	0.1	-0.9	0.9	0.9

2023																		Group Description/Period
Jul.	Ogo.	Sep.	Okt.	Nov.	Dis.	Jan.	Feb.	Mac	Apr.	Mei	Jun	Jul.	Ogo.	Sep.	Okt.	Nov.	Dis.	
0.5	-0.7	0.6	0.0	0.1	-0.4	0.5	-2.3	-0.2	0.5	0.7	0.7	1.5	0.1	0.9	-0.3	0.8	-0.4	Manufacture of non-metallic mineral products
																		<i>Manufacture of refractory mortars and concretes</i>
0.0	-0.6	-1.1	0.5	3.7	-0.7	-5.0	-1.6	-0.4	-0.4	-0.5	1.0	-2.3	2.7	-0.8	-1.4	0.6	-0.1	<i>Manufacture of non-refractory ceramic</i>
2.4	0.5	0.2	-0.1	-0.7	0.1	0.2	-15.4	-0.4	-1.0	3.4	-0.4	1.5	2.2	-3.3	-1.1	1.0	-1.3	<i>Manufacture of other porcelain and ceramic products</i>
0.2	-12.8	1.9	0.1	4.3	-0.6	1.5	0.03	-3.5	-0.3	0.2	-0.4	3.7	-5.2	1.2	-0.2	4.3	-0.1	<i>Manufacture of hydraulic cement</i>
-0.3	2.9	1.4	0.2	1.8	-1.2	1.0	-5.7	-1.4	-0.1	1.2	-0.3	3.1	0.2	3.2	-0.8	2.4	-1.0	<i>Manufacture of ready-mix and dry-mix concrete and mortars</i>
																		<i>Manufacture of precast concrete, cement or artificial stone articles for use in construction</i>
1.2	-0.5	0.7	0.6	-1.7	0.3	1.5	-0.5	1.7	1.1	0.6	1.2	0.3	-0.3	0.3	-0.5	-0.8	-0.6	<i>Manufacture of prefabricated structural components for building or civil engineering of cement, concrete or artificial stone</i>
																		<i>Manufacture of other articles of concrete, cement and plaster n.e.c.</i>
0.4	-0.3	0.5	-2.7	0.3	0.4	-1.2	0.7	-1.0	1.0	1.7	0.5	5.7	-1.7	3.0	2.6	0.8	0.0	<i>Manufacture of other non-metallic mineral products n.e.c.</i>
-0.4	2.2	0.1	-0.1	-4.8	-1.6	4.1	-0.1	-0.1	1.3	-0.2	2.2	1.3	4.3	0.4	-0.5	0.9	0.4	<i>Other industry</i>
0.0	-0.1	0.2	1.6	-0.3	0.02	0.9	-3.2	1.5	0.01	0.8	0.2	-0.3	1.5	2.2	1.1	0.4	0.29	Manufacture of basic iron and steel
1.0	0.1	0.2	-0.2	-0.1	0.3	0.5	2.4	-1.3	-0.5	-0.2	-2.2	0.3	-3.1	-0.6	0.3	-1.5	0.1	Manufacture of basic precious and other non-ferrous metals
0.6	-0.6	0.4	0.8	-2.4	-0.3	3.5	3.4	-0.6	-2.5	-1.4	-0.6	-0.1	2.2	0.1	1.0	-2.8	-0.3	Casting of metals
-0.3	0.3	0.3	-0.1	0.1	2.6	-0.4	0.4	0.7	-1.5	1.1	-1.8	-0.1	1.5	-0.1	-0.6	0.0	2.3	Manufacture of structural metal products, tanks, reservoirs, steam generators, weapons and ammunition
																		<i>Manufacture of metal doors, windows and their frames, shutters and gates</i>
-0.8	-0.2	0.1	-0.5	0.3	4.1	-0.8	0.4	0.6	-1.5	1.1	-2.4	0.6	5.5	-1.3	-0.7	-0.6	3.8	<i>Manufacture of other structural metal products</i>
0.9	1.4	3.5	-0.1	-0.3	-0.8	-0.2	0.7	0.3	-2.7	1.3	-0.6	-0.8	-9.5	4.2	-1.1	1.8	-1.4	<i>Manufacture of tanks, reservoirs and containers of metal</i>
0.6	1.6	-3.3	1.4	-0.5	0.5	1.4	-0.2	2.0	-0.1	0.9	-0.7	-2.7	-2.9	0.4	0.9	0.4	-0.05	<i>Other industry</i>
0.0	0.4	0.8	-0.1	0.2	1.0	1.1	1.0	0.05	-1.4	0.2	-1.0	0.9	1.9	1.3	0.2	-0.3	1.3	Manufacture of other fabricated metal products; metal working service activities
																		<i>Forging, pressing, stamping and roll-forming of metal; powder metallurgy</i>
-1.0	2.3	2.0	-1.1	-1.6	0.1	0.8	-2.3	-0.4	-2.8	0.04	-1.7	3.1	3.4	0.8	0.04	-0.9	-0.1	<i>Treatment and coating of metals; machining</i>
1.9	-0.6	0.9	1.8	-1.3	2.7	1.0	3.3	2.9	-4.5	-0.5	-1.0	-0.9	-9.4	-0.6	1.0	-0.8	-0.2	<i>Manufacture of tins and cans for food products, collapsible tubes and boxes</i>
0.7	0.5	-1.4	-0.7	1.3	-0.5	3.5	0.02	-1.6	-4.3	0.2	0.9	1.1	8.5	-0.7	0.5	-1.6	-0.1	<i>Manufacture of metal cable, plaited bands and similar articles</i>
																		<i>Manufacture of bolts, screws, nuts and similar threaded products</i>
0.2	0.3	0.1	0.5	1.4	-0.2	1.2	1.0	-1.5	0.5	0.3	-0.8	1.7	-0.2	2.5	-0.2	-0.5	4.0	<i>Manufacture of metal household articles</i>
-5.6	0.7	-0.1	-0.1	5.1	-0.3	1.8	-0.1	4.7	1.3	-0.6	-1.3	-0.04	-0.8	1.7	1.5	5.4	-0.1	<i>Manufacture of any other fabricated metal products n.e.c.</i>
-0.4	-0.4	1.0	0.0	1.4	3.1	0.5	2.1	-1.0	0.01	0.3	-1.4	-0.5	3.9	1.4	0.3	-0.6	2.7	<i>Other industry</i>
1.0	-1.0	0.8	-0.8	-1.3	-0.1	0.9	3.8	2.5	0.4	1.0	-0.1	0.5	7.6	3.3	-0.5	1.2	-0.4	<i>Other industry</i>
0.5	0.8	0.8	-0.2	0.8	0.7	-0.8	1.2	0.3	1.9	0.7	0.2	-2.4	1.3	1.0	-0.3	-0.6	-0.4	Manufacture of electronic components and boards
																		<i>Manufacture of diodes, transistors and similar semiconductor devices</i>
0.6	1.4	0.3	-0.4	-0.1	0.7	-1.6	1.2	0.3	3.9	-1.4	-0.5	-1.8	2.0	0.2	-0.2	-0.4	-0.5	<i>Manufacture of electronic integrated circuits micro assemblies</i>
																		<i>Manufacture of electrical capacitors and resistors</i>
0.6	0.3	1.7	0.2	2.1	1.0	0.2	1.4	0.3	-0.4	3.0	1.1	-3.5	0.8	2.1	-0.5	-0.9	-0.3	<i>Manufacture of printed circuit boards</i>
																		<i>Manufacture of display components</i>
-0.8	-0.7	-0.9	-0.8	1.7	-0.7	-0.01	-0.04	-0.1	-0.3	4.8	0.8	-0.7	-0.5	0.7	-0.6	-0.7	-0.2	<i>Manufacture of other components for electronic applications</i>
0.0	1.0	0.0	-0.5	3.2	-0.7	-4.6	0.2	0.3	-0.5	1.0	-0.2	-0.6	-1.8	2.1	-0.2	1.5	-0.2	Manufacture of computers and peripheral equipment
0.5	1.3	1.7	-0.4	-0.1	0.6	-0.6	-0.6	0.1	0.9	0.9	0.4	-6.4	4.1	0.9	1.4	-0.2	-0.2	Manufacture of communication equipment
1.4	4.7	-4.8	-0.2	-0.7	-0.8	-2.0	-0.7	-0.1	-1.7	1.9	0.4	-1.1	6.0	4.9	-1.8	-1.4	-0.6	Manufacture of consumer electronics
1.3	1.5	0.6	0.6	1.6	0.3	0.05	1.3	-0.02	-0.2	0.8	-0.6	-1.6	-2.5	2.4	-0.2	0.5	0.1	Manufacture of measuring, testing, navigating and control equipment; watches and clocks
																		<i>Manufacture of measuring, testing, navigating and control equipment</i>
1.6	1.8	0.8	0.8	2.2	0.3	0.3	1.3	-0.4	0.1	1.6	-0.1	-2.0	-2.9	1.9	-0.2	0.5	0.2	<i>Manufacture of industrial process control equipment</i>
0.3	0.8	0.2	-0.2	-0.4	0.4	-1.0	1.0	1.4	-1.2	-2.2	-2.3	-0.2	-1.0	4.2	-0.2	0.6	-0.1	<i>Manufacture of watches and clocks and parts</i>
0.5	1.0	0.0	0.3	-0.1	-0.4	0.2	-1.0	0.4	-0.4	0.8	0.1	-8.6	3.9	3.3	-0.7	-0.4	-0.1	Manufacture of irradiation, electromedical and electrotherapeutic equipment

Kod Kumpulan Group code	Keterangan Kumpulan/Tempoh	2022				2023				2022					
		Q1	Q2	Q3	Q4	Q1	Q2	Q3	Q4	Jan.	Feb.	Mac	Apr.	Mei	Jun
267 (26701 & 26702) & 268 (26800)	Pembuatan peralatan optikal, kelengkapan fotografi, media magnetik dan optikal	-4.3	5.2	1.1	-3.0	2.8	-2.1	6.5	-5.1	-5.1	1.3	-0.5	3.8	-0.6	2.0
271	Pembuatan motor elektrik, penjana, transformer dan perkakasan pengagihan dan pengawalan elektrik	-0.1	-2.0	4.8	0.2	0.3	-2.7	3.2	-2.2	0.6	-0.4	-0.3	-2.2	-0.2	0.4
	27101 Pembuatan motor elektrik, penjana dan transformer	0.5	-2.7	1.3	-1.3	1.7	-3.8	4.9	-1.9	1.3	-0.6	-0.2	-2.9	0.5	-0.4
	27102 Pembuatan perkakasan pengagihan dan pengawalan elektrik	-0.6	-1.4	7.5	1.3	-0.8	-2.0	2.0	-2.4	0.1	-0.3	-0.4	-1.6	-0.8	1.0
272/ 27200	Pembuatan bateri dan akumulator	5.9	-2.0	6.4	-1.8	-0.7	-0.4	4.1	-3.0	0.1	6.0	-0.3	-1.2	-3.3	2.6
273	Pembuatan pendawaian dan peranti pendawaian	-1.1	1.7	-0.2	-0.8	0.9	-3.1	2.0	-2.0	-0.4	-1.3	0.6	0.4	1.1	0.1
	27310 Pembuatan kabel gantian optikal	5.6	3.1	6.2	-9.7	2.5	2.8	-1.4	0.7	-0.4	0.1	5.9	1.0	1.7	0.4
	27320 Pembuatan wayar dan kabel elektronik dan elektrik lain	-1.6	1.9	-0.5	1.5	0.3	-3.7	1.8	-2.2	-0.5	-1.4	0.3	0.5	1.3	0.1
	27330 Pembuatan alatan pendawaian pembawa dan bukan pembawa arus untuk litar elektrik (tanpa mengira jenis bahan)	2.4	-1.3	0.0	-24.4	10.3	2.6	5.9	-0.3	1.1	0.0	1.2	-0.3	-1.6	0.5
274/ 27400	Pembuatan kelengkapan pencahayaan elektrik	-1.3	4.0	6.7	-9.6	-0.9	-1.9	9.9	0.7	0.3	-0.2	-1.5	0.3	0.5	3.3
275/ 27500	Pembuatan perkakasan domestik	3.1	-1.5	-3.8	-0.8	5.1	0.9	-4.5	-1.7	0.5	-0.6	3.2	-1.4	-0.3	0.1
279/ 27900	Pembuatan kelengkapan elektrik lain	1.9	1.1	-1.6	1.7	0.7	-1.9	0.8	-1.0	0.6	-0.5	1.8	-0.4	0.4	1.0
281 & 282	Pembuatan jentera kegunaan umum dan kegunaan khas	0.7	2.9	-0.7	0.7	0.8	1.4	-3.0	-1.6	0.9	1.3	-1.5	1.3	0.1	1.5
	28120 Pembuatan alat-alat kuasa bendalir &	1.7	-2.5	-1.2	1.0	4.9	0.8	-8.3	-13.2	0.3	0.7	0.7	-1.0	-1.0	-0.5
	28130 Pembuatan pam, pemampat, kepala paip dan injap lain														
	28180 Pembuatan alatan tangan yang menggunakan kuasa dilengkapkan dengan motor elektrik atau bukan motor elektrik atau pneumatik	0.7	0.6	-2.1	-1.2	3.6	2.1	-2.7	0.1	0.5	1.6	-1.3	0.3	0.0	0.2
	28220 Pembuatan jentera pembentukan logam dan alatan mesin														
	28192 Pembuatan mesin penyaman udara, termasuk untuk kenderaan bermotor	7.7	-1.5	4.0	4.5	2.1	-3.9	-8.7	-2.4	6.2	1.2	0.2	-1.1	-0.1	-0.4
	28290 Pembuatan lain-lain mesin bertujuan khas t.t.t.l. Industri lain	3.4	-0.4	-5.9	0.2	2.3	2.4	-13.3	-0.2	1.6	1.3	0.5	0.6	-0.7	-0.3
		-1.5	6.7	0.2	0.9	-1.6	2.2	1.0	-0.7	0.1	1.3	-2.8	2.9	0.5	3.3
291 (29101 & 29102)	Pembuatan kenderaan bermotor	0.8	0.6	2.6	0.4	-3.2	0.8	4.2	-0.4	0.2	0.9	-0.3	-1.4	-0.9	3.0
292/ 29200	Pembuatan kerangka (coachwork) untuk kenderaan bermotor; pembuatan treler dan semi treler	2.6	3.5	2.5	3.6	3.2	0.5	13.2	1.2	0.2	3.7	-1.3	2.1	-0.3	1.6
293/ 29300	Pembuatan alat ganti dan aksesori untuk kenderaan bermotor	1.6	0.7	-0.5	0.3	1.4	-0.3	-2.8	0.1	1.0	0.4	0.2	0.4	0.2	0.1
301 (30110 & 30120)	Pembinaan kapal dan bot	3.2	0.1	3.2	1.8	1.9	1.3	4.7	1.3	2.0	-0.3	1.4	-1.5	0.6	1.1
302, 303, 304 & 309	Pembuatan lokomotif keretapi, rolling stock, kapal angkasa dan udara, jentera berkaitan, kenderaan tempur ketenteraan, dan kelengkapan pengangkutan t.t.t.l.	4.6	-1.2	1.1	-1.8	1.9	-2.3	-1.3	0.2	3.4	0.8	0.3	-0.7	-0.4	-0.1
	30910 Pembuatan motosikal	4.9	-3.2	2.1	-0.3	6.2	-4.4	7.9	0.4	2.5	0.9	1.5	-2.3	-1.5	0.5
	30920 Pembuatan basikal dan invalid carriages Industri lain	6.4	3.7	0.4	-2.9	-6.5	-5.9	-42.6	-9.7	6.8	-0.3	-0.1	0.9	1.7	1.1
		4.0	-0.8	0.5	-2.7	0.4	0.5	-0.2	1.2	3.4	1.0	-0.5	0.2	-0.1	-0.9
310	Pembuatan perabot	2.8	1.1	-1.0	-2.2	2.6	1.6	1.0	0.7	2.0	0.2	0.5	1.5	-0.7	0.3
	31001 Pembuatan perabot kayu dan rotan Industri lain	3.3	1.6	-1.3	-2.8	2.4	2.0	1.7	0.04	2.5	-0.2	0.9	1.9	-0.6	0.3
		1.0	-0.5	0.0	0.1	3.6	0.2	-1.2	3.0	0.3	1.5	-0.8	0.3	-0.9	0.1
321 (32110 & 32120)	Pembuatan barang kemas, bijouterie dan artikel berkaitan	-1.2	-1.1	1.8	3.7	9.5	-4.7	-3.8	1.2	2.0	1.7	-4.8	1.4	-0.1	-2.3
322, 325 & 329	Pembuatan instrumen muzik, peralatan dan bekalan perubatan dan pergigian dan pembuatan lain t.t.t.l.	1.2	0.9	1.4	-0.01	-0.2	-0.4	4.9	-0.8	0.3	0.4	0.5	0.2	0.4	0.3
	32901 Pembuatan alat tulis Industri lain	-3.1	0.2	2.2	-1.4	-2.1	-1.5	5.0	-2.7	-0.7	0.3	-2.7	0.7	0.3	-0.8
		2.6	1.1	1.2	0.4	0.4	-0.04	4.9	-0.2	0.6	0.4	1.5	0.0	0.4	0.6
323/ 32300	Pembuatan barangan sukan	-2.0	-0.3	1.3	3.2	-5.1	-0.1	-16.8	-1.9	0.9	-3.2	0.3	0.4	0.6	-1.3
324/ 32400	Pembuatan permainan dan mainan	1.8	2.1	7.9	-3.5	-3.8	-1.0	0.5	-0.5	0.0	3.1	-1.4	-2.1	1.9	2.3
331 & 332	Pembaikan pemasangan produk logam, jentera, kelengkapan dan pemasangan jentera perindustrian dan kelengkapan	3.4	0.4	-2.7	1.1	3.0	0.02	0.1	0.5	2.6	-0.1	0.9	0.5	0.6	-0.8
	33150 Pembaikan dan penyelenggaraan kelengkapan pengangkutan kecuali motosikal dan basikal Industri lain	1.1	1.1	-1.7	4.0	5.7	0.8	-0.2	-0.9	2.4	-1.9	0.6	0.9	-0.2	0.4
		3.8	0.2	-2.9	0.5	2.5	-0.1	0.1	0.8	2.6	0.2	1.0	0.5	0.7	-1.0
Jumlah Pembuatan		1.2	0.5	0.8	0.8	0.7	-0.2	1.2	0.1	0.6	0.1	0.5	0.2	0.2	0.1

2023																		Group Description/Period
Jul.	Ogo.	Sep.	Okt.	Nov.	Dis.	Jan.	Feb.	Mac	Apr.	Mei	Jun	Jul.	Ogo.	Sep.	Okt.	Nov.	Dis.	
-1.3	2.8	-0.4	0.0	-4.3	1.3	3.5	-1.0	0.4	-1.5	0.4	-1.1	-0.9	6.3	1.2	-0.8	-4.0	-0.4	Manufacture of optical instruments, photographic equipment, magnetic and optical media
1.5	2.5	0.7	0.2	-0.4	0.4	0.5	-0.5	0.3	-2.2	-0.7	0.2	1.5	1.7	-0.1	-0.6	-0.9	-0.7	Manufacture of electric motors, generators, transformers and electricity distribution and control apparatus
-0.3	0.3	1.3	-0.4	-1.4	0.5	2.3	-0.6	0.1	-2.9	-0.2	-0.6	1.2	2.8	0.8	-0.6	-1.0	-0.3	<i>Manufacture of electric motors, generators and transformers</i>
2.8	4.2	0.3	0.6	0.3	0.3	-0.9	-0.4	0.4	-1.7	-1.1	0.9	1.8	0.9	-0.7	-0.6	-0.8	-1.0	<i>Manufacture of electricity distribution and control apparatus</i>
-1.4	2.3	5.5	1.2	-3.6	0.6	0.02	-0.7	-0.1	-1.0	0.6	0.02	-0.6	1.6	3.1	0.7	-3.8	0.2	Manufacture of batteries and accumulators
-1.4	2.4	-1.1	0.3	1.7	-2.7	-0.5	2.0	-0.5	0.6	-3.6	-0.1	-0.8	2.0	0.8	-0.4	-0.5	-1.1	Manufacture of wiring and wiring devices
3.4	1.7	1.0	-0.4	-9.1	-0.3	1.0	0.5	0.9	1.2	1.4	0.1	-1.6	-0.5	0.8	2.7	0.4	-2.3	<i>Manufacture of fibre optic cables</i>
-1.7	2.6	-1.3	0.4	2.3	-1.1	-1.1	2.2	-0.8	0.4	-4.0	-0.1	-0.5	1.8	0.6	-0.6	-0.6	-1.1	<i>Manufacture of other electronic and electric wires and cables</i>
-0.3	0.2	0.0	-1.1	0.9	-24.3	7.9	0.0	2.2	2.9	-0.3	0.0	-4.1	6.4	3.8	0.3	-0.9	0.3	<i>Manufacture of current-carrying and non current-carrying wiring devices for electrical circuits regardless of material</i>
4.3	-0.3	2.6	-0.8	-9.5	0.7	-1.5	-2.2	2.9	-2.6	-0.8	1.5	3.7	4.7	1.3	0.5	-0.7	0.9	Manufacture of electric lighting equipment
-1.8	1.0	-2.9	2.0	-3.7	0.9	0.4	0.2	4.5	-1.5	3.4	-0.9	-1.8	1.6	-4.3	-0.4	-0.5	-0.8	Manufacture of domestic appliances
0.5	1.2	-3.2	0.5	1.2	-0.01	1.1	-0.3	-0.1	-1.2	-0.5	-0.2	1.0	2.1	-2.2	-0.6	-0.8	0.4	Manufacture of other electrical equipment
-0.6	0.2	-0.2	0.5	0.05	0.1	0.7	1.1	-1.0	0.3	-0.6	1.7	-2.5	0.04	-0.5	-0.2	0.1	-1.5	Manufacture of general-purpose and special-purpose machinery
0.2	-0.5	-0.9	0.6	0.6	-0.3	4.7	0.9	-0.7	-0.5	-0.2	1.6	-1.1	-6.6	-0.8	0.9	-0.6	-13.5	<i>Manufacture of fluid power equipment</i>
-1.9	0.0	-0.2	-0.3	-0.5	-0.4	0.5	1.7	1.3	0.2	-0.6	2.6	-1.8	-1.3	0.3	-0.1	0.3	-0.05	<i>Manufacture of other pumps, compressors, taps and valves</i>
2.1	1.1	0.8	0.2	2.2	2.0	2.7	1.3	-1.9	-0.7	-2.6	-0.6	-9.5	-0.4	1.4	-0.9	-0.9	-0.6	<i>Manufacture of power-driven hand tools with self-contained electric or non-electric motor or pneumatic drives</i>
-0.1	-1.6	-4.3	0.5	-1.2	1.0	1.0	1.4	-0.2	1.3	0.5	0.5	0.5	-11.4	-2.7	0.02	-0.3	0.1	<i>Manufacture of metal-forming machinery and machine tools</i>
-0.8	0.5	0.5	1.0	0.03	-0.1	-0.3	0.8	-2.1	0.5	-0.4	2.1	-2.3	4.3	-0.9	-0.3	0.5	-0.9	<i>Manufacture of air-conditioning machines, including for motor vehicles</i>
1.9	0.4	0.2	-0.1	0.1	0.4	-0.3	-2.3	-0.6	-0.2	1.4	-0.4	2.4	1.4	0.3	0.5	-0.1	-0.9	<i>Manufacture of other special-purpose machinery</i>
-0.6	1.1	2.0	0.1	-1.2	4.8	0.3	4.3	-1.4	0.2	0.1	0.2	1.5	11.1	0.4	0.6	-0.5	1.1	<i>Other industry</i>
-0.3	-0.2	0.1	0.1	0.0	0.1	0.4	0.6	0.4	-0.2	0.3	-0.5	0.1	-2.9	-0.1	0.01	-0.2	0.3	Manufacture of motor vehicles
2.6	0.5	0.2	2.3	0.3	-0.8	3.0	0.2	-1.3	-1.2	1.6	0.8	2.3	0.8	1.5	-0.8	1.6	0.5	Manufacture of bodies (coachwork) for motor vehicles; manufacture of trailers and semi-trailers
-0.2	0.3	1.0	-1.2	-0.4	-0.2	1.5	-0.05	0.4	-1.2	-0.4	-0.7	1.1	-2.3	0.0	0.4	-0.4	0.2	Manufacture of parts and accessories for motor vehicles
-1.3	1.0	2.4	-0.5	0.2	0.0	2.8	1.0	2.3	-2.8	-2.6	0.9	6.6	-2.0	3.3	1.4	-0.4	-0.6	Building of ships and boats
0.2	-1.7	1.9	-0.1	-0.8	-1.9	-3.3	-2.1	-1.2	-0.4	-2.5	-3.1	-13.6	-25.2	-11.2	-6.6	-3.1	-0.3	<i>Manufacture of railway locomotives, rolling stock, air and spacecraft, related machinery, military fighting vehicles and transport equipment n.e.c</i>
0.5	0.3	-0.4	-1.9	-0.8	-0.01	1.6	-0.4	-0.76	-0.1	1.93	-1.36	-0.4	1.6	-1.3	0.3	-0.2	1.1	<i>Manufacture of motorcycles</i>
-1.9	0.2	0.6	-0.3	-1.5	-0.3	2.2	0.04	0.4	1.4	0.3	-0.1	-0.4	0.8	0.6	1.4	-0.7	0.1	<i>Manufacture of bicycles and invalid carriages</i>
-2.3	0.5	0.4	-0.5	-1.3	-1.1	1.9	-0.2	0.6	2.0	0.2	-0.2	-0.3	1.8	0.1	1.1	-1.0	-0.1	<i>Other industry</i>
-0.5	-0.8	1.3	0.2	-2.5	2.3	3.3	0.7	-0.4	-0.4	0.6	0.1	-0.7	-2.8	2.3	2.3	0.1	0.6	Manufacture of furniture
1.4	-0.4	0.9	1.1	2.5	0.1	7.3	2.2	-0.1	-1.5	0.5	-3.7	-4.3	-1.5	2.0	0.4	0.9	-0.1	<i>Manufacture of wooden and cane furniture</i>
1.5	0.1	-0.2	-0.4	0.0	0.4	-0.3	-0.2	0.3	-1.1	0.7	0.1	4.7	0.1	0.1	0.2	-0.1	-0.9	Manufacture of jewellery, bijouterie and related articles
1.9	0.1	0.1	-0.1	-2.2	0.9	0.4	-2.2	-0.3	-0.1	0.3	-1.7	1.1	3.3	0.5	-0.2	-2.3	-0.3	Manufacture of musical instruments, medical and dental instruments and supplies and other manufacturing n.e.c.
1.4	0.1	-0.3	-0.5	0.7	0.3	-0.5	0.4	0.5	-1.4	0.8	0.6	5.7	-0.8	-0.01	0.4	0.4	-1.0	<i>Manufacture of stationery</i>
0.4	0.8	0.1	1.7	-1.3	2.8	-2.8	-3.8	1.5	-0.4	0.2	0.1	-0.1	-15.9	-1.1	-1.2	2.3	-2.9	<i>Other industry</i>
5.5	0.4	1.9	-0.1	-1.1	-2.2	-2.3	-0.1	-1.5	-0.6	0.4	-0.9	-9.0	10.0	0.4	1.4	-1.4	-0.5	Manufacture of sports goods
-0.4	-1.3	-1.0	1.2	-0.4	0.3	2.7	0.04	0.2	0.2	0.8	-1.0	1.2	-0.1	-1.1	0.5	-0.6	0.6	Manufacture of games and toys
-1.5	-0.6	0.4	0.0	1.6	2.4	7.7	-0.2	-1.7	2.1	-2.0	0.7	-0.9	1.7	-1.0	-1.9	0.9	0.1	Repair of fabricated metal products, machinery and equipment and installation of industrial machinery and equipment
-0.2	-1.4	-1.2	1.4	-0.8	-0.1	1.7	0.1	0.6	-0.1	1.3	-1.3	1.7	-0.5	-1.1	1.0	-0.8	0.6	<i>Repair and maintenance of transport equipment except motorcycles and bicycles</i>
0.1	0.4	0.3	0.2	0.3	0.3	0.3	0.3	0.1	-0.1	0.3	-0.4	-0.2	0.6	0.7	0.2	-0.04	-0.1	<i>Other industry</i>
0.1	0.4	0.3	0.2	0.3	0.3	0.3	0.3	0.1	-0.1	0.3	-0.4	-0.2	0.6	0.7	0.2	-0.04	-0.1	Total Manufacturing

Jadual **1.6a** : Gaji dan Upah yang Dibayar Sektor Pembuatan Mengikut Kumpulan
 Table : *Salaries and Wages Paid of Manufacturing Sector by Group*

Kod Kumpulan Group code	Keterangan Kumpulan/Tempoh	2022	2023	2022			
				Q1	Q2	Q3	Q4
101	Pemprosesan dan pengawetan daging	361	426	88	87	87	99
102	Pemprosesan dan pengawetan ikan, krustasea dan moluska	449	476	111	110	111	116
	10201 Pengetinan ikan, krustasea dan moluska &	358	385	89	88	88	94
	10202 Pemprosesan dan pengawetan ikan, krustasea dan moluska Industri lain	91	91	22	22	24	22
103	Pemprosesan dan pengawetan buah-buahan dan sayur - sayuran	190	224	46	47	48	48
	10303 Pengetinan nanas &	11	15	2	3	3	3
	10304 Pembuatan jem, marmalad dan sajian jeli Industri lain	179	208	44	45	45	45
104	Pembuatan minyak dan lemak daripada sayuran dan haiwan	2,958	3,192	721	727	736	774
	10404 Pembuatan minyak sayuran mentah dan bertapis &	218	218	52	55	56	55
	10406 Pembuatan sebatian lemak masakan	93	115	24	25	23	22
	10405 Pembuatan minyak kelapa Industri lain	2,646	2,859	645	648	657	697
105	Pembuatan produk tenusu	875	922	221	227	217	211
	10502 Pembuatan susu pekat, tepung dan sejat Industri lain	775	814	195	200	193	187
		100	107	26	27	23	24
106	Pembuatan produk bijian, kanji dan produk berkanji	370	384	93	92	92	91
	10611 Pengilangan beras	179	186	45	44	45	44
	10613 Pengilangan tepung Industri lain	166	173	42	42	42	41
		25	25	6	6	6	6
107	Pembuatan produk makanan lain	4,170	4,498	1,011	1,028	1,043	1,088
	10711 Pembuatan biskut dan cookies	375	429	89	93	95	97
	10712 Pembuatan roti, kek dan produk bakeri lain	932	995	219	229	238	247
	10713 Pembuatan produk snek	232	250	55	58	59	60
	10721 Pembuatan gula	81	71	22	21	20	18
	10731 Pembuatan produk koko	93	97	24	23	22	23
	10732 Pembuatan coklat dan produk coklat &	401	405	99	99	99	104
	10733 Pembuatan konfeksi gula	369	429	92	91	90	96
	10793 Pembuatan sos dan bahan perasa	481	564	114	116	120	132
	10799 Pembuatan produk makanan lain t.t.t.l. Industri lain	1,206	1,258	297	299	299	311
108/10800	Pembuatan makanan haiwan tersedia	1,061	1,141	262	260	261	278
110	Pembuatan minuman ringan	532	573	132	128	128	143
	11041 Pembuatan minuman ringan	373	408	90	89	90	104
	11042 Pengeluaran air mineral semulajadi dan minuman lain yang dibotolkan Industri lain	127	128	34	31	30	31
		32	36	8	8	8	8
120/12000	Pembuatan produk tembakau	63	66	17	14	14	18
131	Pemintalan, penenunan dan penyiapan tekstil	353	345	87	86	88	92
	13110 Penyediaan dan pemintalan gentian tekstil &	238	238	59	58	59	62
	13120 Penenunan tekstil	107	98	26	27	27	27
	13132 Pewarnaan, pelunturan, percetakan dan penyiapan akhir benang dan fabrik Industri lain	9	9	2	2	2	2
139	Pembuatan tekstil lain	319	361	79	78	80	83
	13910 Pembuatan fabrik dikait dan dikrusye Industri lain	97	100	25	23	23	25
		222	261	54	55	57	57
141	Pembuatan pakaian, kecuali pakaian berbulu	887	939	225	212	213	238
	14102 Pembuatan pakaian Industri lain	598	636	151	141	143	164
		289	303	74	71	70	74
142 & 143	Pembuatan artikel daripada kulit bulu dan pakaian yang dikait dan dikrusye	25	25	6	7	6	6
151 (15110 & 15120)	Penyamakan dan pembersihan kulit, pembuatan bagasi, beg tangan, pelana dan abah-abah pembersihan dan pewarnaan bulu	123	129	31	30	30	32
152	Pembuatan kasut	201	214	51	50	48	51
	15201 Pembuatan kasut kulit &	145	149	37	36	35	37
	15203 Pembuatan kasut getah Industri lain	56	65	15	14	13	14
161/16100	Pengilangan dan pengetaman kayu	520	526	137	129	127	128

2023		2022		2023		Group Description/Period
Q1	Q2	Q3	Q4	(Jan. - Dis.)	(Jan. - Dis.)	
103	106	106	111	361	426	Processing and preserving of meat
118	117	120	120	449	476	Processing and preserving of fish, crustaceans and molluscs
96	96	97	96	358	385	Canning of fish, crustaceans and molluscs
22	22	23	24	91	91	Processing, curing and preserving of fish, crustacean and molluscs
55	59	56	55	190	224	Processing and preserving of fruits and vegetable
4	4	4	4	11	15	Pineapple canning
51	55	52	51	179	208	Manufacture of jams, marmalades and table jellies
782	784	793	832	2,958	3,192	Manufacture of vegetable and animal oils and fats
55	56	53	54	218	218	Manufacture of crude and refined vegetable oil
26	27	31	30	93	115	Manufacture of compound cooking fats
701	701	710	748	2,646	2,859	Manufacture of coconut oil
225	232	225	240	875	922	Manufacture of dairy products
199	206	197	212	775	814	Manufacture of condensed, powdered and evaporated milk
25	26	27	28	100	107	Other industry
96	98	96	94	370	384	Manufacture of grain mill products, starches and starch products
48	47	46	44	179	186	Rice milling
41	45	43	44	166	173	Flour milling
7	6	6	6	25	25	Other industry
1,094	1,082	1,132	1,189	4,170	4,498	Manufacture of other food products
101	103	111	114	375	429	Manufacture of biscuits and cookies
239	243	253	259	932	995	Manufacture of bread, cakes and other bakery products
62	59	62	67	232	250	Manufacture of snack products
17	17	18	19	81	71	Manufacture of sugar
23	24	25	25	93	97	Manufacture of cocoa products
101	92	100	112	401	405	Manufacture of chocolate and chocolate products
100	102	107	119	369	429	Manufacture of sugar confectionery
135	134	143	152	481	564	Manufacture of sauces and condiments
316	307	312	323	1,206	1,258	Manufacture of other food products n.e.c.
281	277	282	301	1,061	1,141	Other industry
141	139	139	154	532	573	Manufacture of prepared animal feeds
101	100	98	109	373	408	Manufacture of soft drinks
32	31	32	34	127	128	Production of natural mineral waters and other bottled waters
9	8	9	11	32	36	Other industry
18	16	15	18	63	66	Manufacture of tobacco products
84	85	88	89	353	345	Spinning, weaving and finishing of textiles
56	58	62	62	238	238	Preparation and spinning of textile fibres
25	24	24	25	107	98	Weaving of textiles
2	2	2	2	9	9	Dyeing, bleaching, printing and finishing of yarns and fabrics
88	91	90	92	319	361	Manufacture of other textiles
24	26	25	26	97	100	Manufacture of knitted and crocheted fabrics
65	65	65	66	222	261	Other industry
238	230	225	246	887	939	Manufacture of wearing apparel, except fur apparel
162	154	151	169	598	636	Manufacture of clothings
76	76	74	77	289	303	Other industry
6	6	6	6	25	25	Manufacture of articles of fur, knitted and crocheted apparel
32	32	32	33	123	129	Tanning and dressing of leather; manufacture of luggage, handbags, saddlery and harness; dressing and dyeing of fur
54	53	52	55	201	214	Manufacture of footwear
39	37	36	37	145	149	Manufacture of leather footwear
15	15	16	18	56	65	Manufacture of rubber footwear
134	127	131	134	520	526	Other industry
						Sawmilling and planning of wood

Jadual **1.6a** : Gaji dan Upah yang Dibayar Sektor Pembuatan Mengikut Kumpulan (samb.)
Table : *Salaries and Wages Paid of Manufacturing Sector by Group (cont.)*

Kod Kumpulan Group code	Keterangan Kumpulan/Tempoh	2022										
		Jan.	Feb.	Mac	Apr.	Mei	Jun	Jul.	Ogo.	Sep.	Okt.	Nov.
101	Pemprosesan dan pengawetan daging	31	29	28	29	29	29	29	29	30	30	33
102	Pemprosesan dan pengawetan ikan, krustasea dan moluska	38	36	36	37	37	37	37	37	37	39	39
	10201 Pengetinan ikan, krustasea dan moluska &											
	10202 Pemprosesan dan pengawetan ikan, krustasea dan moluska Industri lain	30	29	29	29	29	29	29	29	29	31	31
		8	7	7	7	8	7	8	8	8	8	7
103	Pemprosesan dan pengawetan buah-buahan dan sayur - sayuran	15	15	15	16	16	16	16	16	16	16	16
	10303 Pengetinan nanas &											
	10304 Pembuatan jem, marmalad dan sajian jeli Industri lain	1	1	1	1	1	1	1	1	1	1	1
		15	14	15	15	15	15	15	15	15	15	15
104	Pembuatan minyak dan lemak daripada sayuran dan haiwan	241	240	240	239	242	246	250	239	246	249	246
	10404 Pembuatan minyak sayuran mentah dan bertapis &											
	10406 Pembuatan sebatian lemak masakan	17	17	18	18	18	19	19	19	18	18	18
	10405 Pembuatan minyak kelapa Industri lain	8	8	8	8	8	8	8	8	7	7	7
		215	215	215	214	215	219	223	213	220	223	220
105	Pembuatan produk tenusu	73	74	74	77	77	73	72	73	72	69	71
	10502 Pembuatan susu pekat, tepung dan sejat Industri lain	64	66	65	68	69	64	64	65	64	61	63
		9	8	9	9	9	9	8	8	8	8	8
106	Pembuatan produk bijian, kanji dan produk	32	31	31	32	30	30	31	32	30	30	30
	10611 Pengilangan beras	16	15	15	15	15	15	15	15	15	15	15
	10613 Pengilangan tepung Industri lain	14	14	14	14	14	14	14	15	13	13	13
		2	2	2	2	2	2	2	2	2	2	2
107	Pembuatan produk makanan lain	335	330	345	338	341	349	343	346	354	353	360
	10711 Pembuatan biskut dan cookies	30	29	30	30	31	32	31	32	32	32	33
	10712 Pembuatan roti, kek dan produk bakeri lain	73	72	73	74	77	77	76	77	85	82	83
	10713 Pembuatan produk snek	19	17	18	18	19	20	20	20	20	20	20
	10721 Pembuatan gula	7	7	8	7	7	7	7	7	7	7	6
	10731 Pembuatan produk koko	8	8	8	9	7	7	7	7	8	8	8
	10732 &											
	10733 Pembuatan coklat dan produk coklatPembuatan konfeksi gula	31	32	36	32	33	34	33	33	32	33	33
	10793 Pembuatan sos dan bahan perasa	30	30	32	30	30	32	30	30	30	30	30
	10799 Pembuatan produk makanan lain t.t.t.l. Industri lain	37	38	39	38	38	39	39	39	41	42	45
		99	97	101	99	99	101	100	100	99	100	103
108/ 10800	Pembuatan makanan haiwan tersedia	87	87	87	86	87	87	88	87	86	86	86
110	Pembuatan minuman ringan	44	45	43	44	42	42	41	42	45	45	47
	11041 Pembuatan minuman ringan	30	31	29	30	30	29	29	29	32	32	34
	11042 Pengeluaran air mineral semulajadi dan minuman lain yang diboto Industri lain	11	11	11	11	10	10	10	10	10	10	10
		3	3	3	3	2	3	3	3	3	3	3
120/ 12000	Pembuatan produk tembakau	5	6	6	5	5	5	5	5	5	5	5
131	Pemintalan, penenunan dan penyiapan tekstil	29	29	29	28	29	29	29	29	30	30	30
	13110 &											
	13120 Penyediaan dan pemintalan gentian tekstilPenenunan tekstil	20	20	20	19	19	19	19	19	20	20	21
	13132 Pewarnaan, pelunturan, percetakan dan penyiapan akhir benang c Industri lain	9	9	9	9	9	9	9	9	9	9	9
		1	1	1	1	1	1	1	1	1	1	1
139	Pembuatan tekstil lain	27	26	26	26	26	26	27	27	27	27	28
	13910 Pembuatan fabrik dikait dan dikrusye Industri lain	9	9	8	8	8	8	8	8	8	8	9
		18	17	18	18	18	18	19	19	19	19	19
141	Pembuatan pakaian, kecuali pakaian berbulu	79	73	73	72	72	67	70	70	72	72	79
	14102 Pembuatan pakaian Industri lain	53	49	49	48	48	45	47	47	49	49	53
		25	25	24	24	24	22	23	23	24	23	25
142 & 143	Pembuatan artikel daripada kulit bulu dan pakaian yang dikait dan dikrusye	2	2	2	2	2	2	2	2	2	2	2
151 (15110 & 15120)	Penyamakan dan pembersihan kulit, pembuatan bagasi, beg tangan, pelana dan abah-abah pembersihan dan pewarnaan bulu	11	10	10	10	10	10	9	10	11	11	11
152	Pembuatan kasut	17	17	17	17	17	16	15	16	17	17	17
	15201 Pembuatan kasut kulit &											
	15203 Pembuatan kasut getah Industri lain	12	12	12	12	12	12	11	12	12	12	12
		5	5	5	5	5	4	4	4	5	5	5
161/ 16100	Pengilangan dan pengetaman kayu	46	47	44	44	43	43	42	42	43	43	42

2023												Group Description/Period	
Dis.	Jan.	Feb.	Mac	Apr.	Mei	Jun	Jul.	Ogo.	Sep.	Okt.	Nov.		Dis.
37	36	34	33	35	35	36	34	35	37	37	37	37	Processing and preserving of meat
39	40	39	39	38	40	40	40	40	40	40	40	41	Processing and preserving of fish, crustaceans and molluscs
32	32	32	32	31	32	32	33	32	32	32	32	32	Canning of fish, crustaceans and molluscs
7	7	7	7	7	7	7	7	8	8	8	8	8	Processing, curing and preserving of fish, crustacean and molluscs
16	18	18	19	19	20	20	19	18	18	18	18	18	Processing and preserving of fruits and vegetable
1	1	1	1	1	1	1	1	1	1	1	1	1	Pineapple canning
15	17	17	17	18	18	18	18	17	17	17	17	17	Manufacture of jams, marmalades and table jellies
280	264	261	258	262	262	260	267	258	268	271	265	296	Manufacture of vegetable and animal oils and fats
18	19	18	18	19	18	19	17	18	18	18	18	18	Manufacture of crude and refined vegetable oil
7	9	9	9	9	9	9	10	10	10	10	10	10	Manufacture of compound cooking fats
254	237	233	230	234	235	232	240	230	240	243	237	268	Manufacture of coconut oil
71	73	77	75	77	77	78	71	75	78	76	77	88	Manufacture of dairy products
62	64	69	66	69	68	69	63	66	68	66	67	79	Manufacture of condensed, powdered and evaporated milk
8	9	8	9	8	9	9	9	9	9	10	10	9	Other industry
31	32	32	32	33	32	33	32	32	32	31	31	32	Manufacture of grain mill products, starches and starch products
15	16	16	16	16	16	15	16	15	15	15	15	15	Rice milling
14	14	14	14	15	14	16	14	14	14	14	14	16	Flour milling
2	2	2	2	2	2	2	2	2	2	2	2	2	Other industry
375	372	361	361	357	363	363	368	376	388	389	391	410	Manufacture of other food products
33	34	33	33	34	35	35	37	37	38	37	38	38	Manufacture of biscuits and cookies
82	82	79	77	80	82	81	84	84	86	85	87	88	Manufacture of bread, cakes and other bakery products
21	20	21	21	20	19	20	20	21	22	22	22	23	Manufacture of snack products
5	6	6	5	5	6	6	6	6	6	6	6	7	Manufacture of sugar
8	7	8	8	9	8	8	8	8	8	8	8	9	Manufacture of cocoa products
38	34	33	34	31	31	31	32	33	35	36	37	38	Manufacture of chocolate and chocolate products
35	32	31	37	35	33	34	33	36	38	38	38	44	Manufacture of sugar confectionery
45	48	44	43	43	45	46	46	47	50	50	50	53	Manufacture of sauces and condiments
109	107	106	103	101	103	103	102	104	106	106	106	111	Manufacture of other food products n.e.c.
105	90	98	93	90	94	92	95	93	94	96	99	107	Manufacture of prepared animal feeds
52	48	47	47	47	46	45	45	45	49	49	51	54	Manufacture of beverages
38	34	33	33	34	33	33	33	32	34	34	36	39	Manufacture of soft drinks
11	11	10	11	11	10	10	10	11	11	11	11	11	Production of natural mineral waters and other bottled waters
3	3	3	3	3	3	3	3	3	3	3	3	4	Other industry
7	6	6	6	5	5	5	5	5	5	5	5	7	Manufacture of tobacco products
31	29	27	28	28	29	28	29	29	30	29	30	30	Spinning, weaving and finishing of textiles
21	20	18	19	19	20	20	21	21	21	20	21	21	Preparation and spinning of textile fibres
10	9	9	8	8	8	8	7	8	8	8	8	8	Weaving of textiles
1	1	1	1	1	1	1	1	1	1	1	1	1	Dyeing, bleaching, printing and finishing of yarns and fabrics
28	30	29	30	30	31	30	30	30	30	31	30	31	Manufacture of other textiles
9	8	8	8	8	9	9	8	8	8	9	9	9	Manufacture of knitted and crocheted fabrics
19	22	21	22	22	22	22	22	22	22	22	22	22	Other industry
87	83	77	78	78	77	74	75	74	77	76	82	88	Manufacture of wearing apparel, except fur apparel
62	58	52	52	53	52	49	50	49	51	51	56	62	Manufacture of clothings
26	26	25	26	25	25	25	24	25	26	25	26	26	Other industry
2	2	2	2	2	2	2	2	2	2	2	2	2	Manufacture of articles of fur, knitted and crocheted apparel
11	11	11	11	11	11	11	10	10	11	11	11	12	Tanning and dressing of leather; manufacture of luggage, handbags, saddlery and harness; dressing and dyeing of fur
18	18	18	18	18	18	17	17	17	18	18	18	18	Manufacture of footwear
13	13	13	13	12	13	12	12	12	12	12	12	12	Manufacture of leather footwear
5	5	5	5	5	5	5	5	5	6	6	6	6	Manufacture of rubber footwear
43	44	45	44	43	42	42	44	43	44	45	44	44	Other industry
43	44	45	44	43	42	42	44	43	44	45	44	44	Sawmilling and planing of wood

Jadual **1.6a** : Gaji dan Upah yang Dibayar Sektor Pembuatan Mengikut Kumpulan
 Table : *Salaries and Wages Paid of Manufacturing Sector by Group*

Kod Kumpulan Group code	Keterangan Kumpulan/Tempoh	2022	2023	2022			
				Q1	Q2	Q3	Q4
162	Pembuatan produk daripada kayu, gabus, jerami dan bahan jalinan	2,064	2,184	514	504	516	530
16211	Pembuatan kepingan venier dan papan lapis	1,008	1,042	248	239	255	265
16212	Pembuatan papan partikel dan papan gentian	299	323	76	76	74	74
16221	Pertukangan kayu untuk jurubina	428	478	107	106	106	109
	Industri lain	329	341	83	83	80	83
170	Pembuatan kertas dan produk kertas	2,100	2,148	524	516	520	541
17010	Pembuatan pulpa, kertas dan kertas tebal	304	241	74	76	77	77
17020	Pembuatan kertas gelugur dan kertas tebal dan bekas daripada kertas dan kertas tebal	836	916	200	205	211	220
17091	Pembuatan sampul surat dan kad surat	54	53	13	13	13	14
17092	Pembuatan kertas kegunaan rumah dan pembersih peribadi	374	396	98	93	90	94
17093	Pembuatan kertas bergam atau pelekat yang berjalur atau bergulung dan label dan kertas dinding	270	248	73	65	64	68
	Industri lain	263	293	65	64	64	69
181 & 182	Percetakan, aktiviti perkhidmatan berkaitan percetakan dan penerbitan semula media rakaman	2,242	2,382	567	559	542	575
18110	Percetakan	1,892	2,015	474	475	458	486
18120 & 18200	Aktiviti perkhidmatan berkaitan percetakan & Penerbitan semula media rakaman	350	368	93	84	84	88
192 (19201 & 19202)	Pembuatan produk petroleum bertapis	2,363	2,502	629	532	577	625
201	Pembuatan kimia asas, baja dan sebatian nitrogen, plastik dan getah sintetik dalam bentuk primer	3,205	3,220	799	787	807	812
20111	Pembuatan gas perindustrian atau perubatan bukan organik dalam bentuk cecair atau mampat	296	359	73	73	76	74
20112 & 20113	Pembuatan kimia organik asas & Pembuatan sebatian bukan organik	1,670	1,628	413	403	427	426
20121 & 20129	Pembuatan baja & Pembuatan produk campuran nitrogen	310	287	82	76	75	77
20131	Pembuatan plastik dalam bentuk primer	811	840	203	206	199	204
	Industri lain	118	107	28	29	30	30
202 & 203	Pembuatan produk kimia lain dan serat buatan manusia	2,626	2,710	686	635	638	667
20210	Pembuatan racun perosak dan produk agrokimia lain	258	303	67	66	61	64
20221	Pembuatan cat, varnis dan penyadur dan mastik	361	419	98	85	85	93
20222	Pembuatan dakwat cetak	236	211	63	58	57	58
20231 & 20232	Pembuatan sabun dan bahan pencuci, penyediaan membersihkan dan mengilat & Pembuatan pewangi dan penyediaan dandanan diri	844	896	230	198	202	215
20291 & 20292 & 20299	Pembuatan plat fotografi, filem, sensitized paper dan other sensitized unexposed materials & Pembuatan dakwat menulis dan melukis & Pembuatan produk kimia lain t.t.t.l.	891	848	219	219	224	229
	Industri lain	37	32	9	9	9	9
210	Pembuatan produk farmaseutikal, kimia perubatan dan botani	789	804	180	196	202	211
21001	Pembuatan bahan aktif ubat-ubatan untuk digunakan oleh bidang farmakologi dalam pembuatan ubat-ubatan	629	624	143	156	160	171
	Industri lain	159	180	37	40	43	40
221	Pembuatan produk getah	4,094	4,036	938	1,063	1,089	1,003
22111	Pembuatan tayar getah untuk kenderaan	382	480	81	97	104	99
22112	Pembuatan bunga tayar yang boleh ditukar ganti dan tayar celup	103	131	23	26	27	27
22191 & 22193	Pembuatan produk lain daripada getah asli atau sintetik, tidak divulkan, divulkan atau dikeraskan & Pengilangan semula getah dan prosesan susu getah	737	769	172	185	196	184
22192	Pembuatan sarung tangan getah	2,160	1,974	484	576	584	516
22199	Pembuatan produk getah lain yang t.t.t.l.	712	683	179	178	178	177
222	Pembuatan produk plastik	7,892	8,102	1,847	2,013	2,013	2,019
22201 & 22202	Pembuatan produk plastik separa siap & Pembuatan produk plastik siap	2,724	2,748	624	691	688	720
22203	Pembuatan artikel plastik untuk pembungkusan barangan	1,847	2,207	402	471	472	502
22204	Pembuatan barangan plastik jurubina	101	119	25	26	25	26
22205	Pembuatan pinggan mangkuk, peralatan dapur dan barangan tandas daripada plastik	598	584	148	151	153	146
22209	Pembuatan pelbagai produk plastik t.t.t.l.	2,622	2,444	649	674	674	624
231 (23101 & 23102 & 23109)	Pembuatan kaca dan produk kaca	890	921	210	215	224	241

2023		2022		2023		Group Description/Period
Q1	Q2	Q3	Q4	(Jan. - Dis.)	(Jan. - Dis.)	
544	535	546	559	2,064	2,184	Manufacture of products of wood, cork, straw and plaiting materials
255	251	265	271	1,008	1,042	Manufacture of veneer sheets and plywood
82	77	80	84	299	323	Manufacture of particle board and fibreboard
122	122	119	115	428	478	Manufacture of builders' carpentry
85	84	82	90	329	341	Other industry
548	523	527	550	2,100	2,148	Manufacture of paper and paper products
67	55	57	62	304	241	Manufacture of pulp, paper and paperboard
226	225	231	235	836	916	Manufacture of corrugated paper and paperboard and of containers of paper and paperboard
13	13	13	14	54	53	Manufacture of envelopes and letter-card
108	97	92	100	374	396	Manufacture of household and personal hygiene paper
63	62	61	61	270	248	Manufacture of gummed or adhesive paper in strips or rolls and labels and wall paper
70	71	73	78	263	293	Other industry
594	600	584	605	2,242	2,382	Printing, service activities related to printing and reproduction of recorded media
498	509	493	514	1,892	2,015	Printing
96	91	91	91	350	368	Service activities related to printing
						Reproduction of recorded media
677	570	592	664	2,363	2,502	Manufacture of refined petroleum products
863	801	772	784	3,205	3,220	Manufacture of basic chemicals, fertilizer and nitrogen compounds, plastics and synthetic rubber in primary forms
90	82	92	96	296	359	Manufacture of liquefied or compressed inorganic industrial or medical gases
451	408	381	388	1,670	1,628	Manufacture of basic organic chemicals
						Manufacture of inorganic compounds
						Manufacture of fertilizers
76	74	70	66	310	287	Manufacture of associated nitrogen products
216	210	206	209	811	840	Manufacture of plastics in primary forms
31	26	25	25	118	107	Other industry
688	657	676	689	2,626	2,710	Manufacture of other chemical products and man-made fibres
71	81	73	77	258	303	Manufacture of pesticides and other agrochemical products
106	101	106	107	361	419	Manufacture of paints, varnishes and similar coatings ink and mastics
54	53	53	51	236	211	Manufacture of printing ink
						Manufacture of soap and detergents, cleaning and polishing preparations
						Manufacture of perfumes and toilet preparations
236	219	223	218	844	896	Manufacture of photographic plates, films, sensitized paper and other sensitized unexposed materials
210	194	213	230	891	848	Manufacture of writing and drawing ink
						Manufacture of other chemical products n.e.c.
9	9	8	6	37	32	Other industry
188	197	204	215	789	804	Manufacture of pharmaceuticals, medicinal chemical and botanical products
149	154	155	166	629	624	Manufacture of medicinal active substances to be used for their pharmacological properties in the manufacture of medicaments
39	43	49	49	159	180	Other industry
943	1,003	1,076	1,014	4,094	4,036	Manufacture of rubber products
115	120	126	119	382	480	Manufacture of rubber tyres for vehicles
29	32	35	35	103	131	Manufacture of interchangeable tyre treads and retreading rubber tyres
182	192	197	198	737	769	Manufacture of other products of natural or synthetic rubber, unvulcanized, vulcanized or hardened
						Rubber remilling and latex processing
444	491	543	496	2,160	1,974	Manufacture of rubber gloves
173	168	176	165	712	683	Manufacture of other rubber products n.e.c.
1,996	2,059	2,006	2,041	7,892	8,102	Manufacture of plastics products
						Manufacture of semi-manufactures of plastic products
712	702	662	672	2,724	2,748	Manufacture of finished plastic products
550	600	545	512	1,847	2,207	Manufacture of plastic articles for the packing of goods
29	32	29	29	101	119	Manufacture of builders' plastics ware
145	148	147	144	598	584	Manufacture of plastic tableware, kitchenware and toilet articles
560	576	623	684	2,622	2,444	Manufacture of diverse plastic products n.e.c.
230	228	231	232	890	921	Manufacture of glass and glass products

Jadual Table **1.6a** : Gaji dan Upah yang Dibayar Sektor Pembuatan Mengikut Kumpulan (samb.)
: Salaries and Wages Paid of Manufacturing Sector by Group (cont.)

Kod Kumpulan Group code	Keterangan Kumpulan/Tempoh	2022										
		Jan.	Feb.	Mac	Apr.	Mei	Jun	Jul.	Ogo.	Sep.	Okt.	Nov.
162	Pembuatan produk daripada kayu, gabus, jerami dan bahan jalinan lain	174	170	169	168	170	167	171	172	173	174	175
16211	Pembuatan kepingan venier dan papan lapis	84	82	81	79	81	79	83	86	87	87	89
16212	Pembuatan papan partikel dan papan gentian	25	25	25	26	25	25	25	25	24	24	24
16221	Pertukangan kayu untuk jurubina	36	36	35	36	36	35	36	35	35	36	34
	Industri lain	29	27	27	28	28	27	27	27	27	27	28
170	Pembuatan kertas dan produk kertas	173	177	174	172	171	173	171	173	176	177	178
17010	Pembuatan pulpa, kertas dan kertas tebal	25	25	25	24	25	26	26	26	25	26	26
17020	Pembuatan kertas gelugur dan kertas tebal dan bekas daripada kertas dan kertas tebal	69	65	65	68	68	69	68	71	72	72	73
17091	Pembuatan sampul surat dan kad surat	5	4	4	4	4	4	4	4	5	5	4
17092	Pembuatan kertas kegunaan rumah dan pembersih peribadi	28	36	34	33	30	30	30	29	30	30	29
17093	Pembuatan kertas bergam atau pelekat yang berjalur atau bergulung dan label dan kertas dinding	24	25	24	22	21	22	21	21	22	23	23
	Industri lain	22	21	21	21	22	21	22	22	21	21	22
181 & 182	Percetakan, aktiviti perkhidmatan berkaitan percetakan dan penerbitan semula media rakaman	194	185	188	184	188	187	182	182	177	183	190
18110	Percetakan	162	154	158	156	159	159	154	154	150	155	160
18120 & 18200	Aktiviti perkhidmatan berkaitan percetakan & Penerbitan semula media rakaman	32	31	30	28	28	28	28	28	27	28	30
192 (19201 & 19202)	Pembuatan produk petroleum bertapis	199	198	231	173	173	186	185	187	206	204	195
201	Pembuatan kimia asas, baja dan sebatian nitrogen, plastik dan getah sintetik dalam bentuk primer	259	263	277	262	256	269	273	268	266	267	265
20111	Pembuatan gas perindustrian atau perubatan bukan organik dalam bentuk cecair atau mampat	24	24	24	24	23	25	25	26	25	26	24
20112 & 20113	Pembuatan kimia organik asas & Pembuatan sebatian bukan organik	136	137	140	133	130	141	144	142	141	142	137
20121 & 20129	Pembuatan bajaPembuatan produk campuran nitrogen	25	27	30	25	25	25	26	25	25	25	25
20131	Pembuatan plastik dalam bentuk primer	65	65	72	70	68	68	68	66	65	65	69
	Industri lain	9	10	10	10	10	10	10	10	10	10	10
202 & 203	Pembuatan produk kimia lain dan serat buatan manusia	229	226	231	217	210	209	216	213	210	210	211
20210	Pembuatan racun perosak dan produk agrokimia lain	22	20	25	24	21	21	21	19	21	21	21
20221	Pembuatan cat, varnis dan penyadur dan mastik	35	31	32	30	27	28	29	28	28	29	29
20222	Pembuatan dakwat cetak	21	21	21	20	19	19	19	19	19	19	19
20231 & 20232	Pembuatan sabun dan bahan pencuci, penyediaan membersih dan mengilat & Pembuatan pewangi dan penyediaan dandanan diri	72	79	79	67	65	66	66	68	67	66	67
20291 & 20292 & 20299	Pembuatan plat fotografi, filem, sensitized paper dan other sensitized unexposed materials & Pembuatan dakwat menulis dan melukis & Pembuatan produk kimia lain t.t.t.l.	75	72	72	72	74	73	78	75	71	72	72
	Industri lain	3	3	3	3	3	3	3	3	3	3	3
210	Pembuatan produk farmaseutikal, kimia perubatan dan botani	61	60	60	67	64	65	66	68	68	69	66
21001	Pembuatan bahan aktif ubat-ubatan untuk digunakan oleh bidang farmakologi dalam pembuatan ubat-ubatan	49	47	47	54	51	51	52	54	54	56	52
	Industri lain	12	13	12	14	13	13	14	14	14	13	14
221	Pembuatan produk getah	320	308	310	324	353	385	369	368	352	338	338
22111	Pembuatan tayar getah untuk kenderaan	28	24	29	29	34	34	34	36	34	33	34
22112	Pembuatan bunga tayar yang boleh ditukar ganti dan tayar celup	8	7	9	9	9	9	9	9	9	9	9
22191 & 22193	Pembuatan produk lain daripada getah asli atau sintetik, tidak divulkan, divulkan atau dikeraskan & Pengilangan semula getah dan prosesan susu getah	56	56	59	61	61	63	64	65	66	61	61
22192	Pembuatan sarung tangan getah	168	160	156	165	192	219	204	197	183	176	177
22199	Pembuatan produk getah lain yang t.t.t.l.	61	60	58	61	57	60	59	61	59	59	58
222	Pembuatan produk plastik	607	600	641	665	684	664	661	677	674	670	658
22201 & 22202	Pembuatan produk plastik separa siap & Pembuatan produk plastik siap	203	205	216	227	242	222	224	235	230	233	233
22203	Pembuatan artikel plastik untuk pembungkusan barangan	131	121	150	156	160	155	156	159	156	166	165
22204	Pembuatan barangan plastik jurubina	8	8	8	9	9	8	8	8	8	9	8
22205	Pembuatan pinggan mangkuk, peralatan dapur dan barangan tandas daripada plastik	48	49	51	51	50	50	50	51	52	50	47
22209	Pembuatan pelbagai produk plastik t.t.t.l.	216	217	216	223	223	228	223	223	228	212	204
231 (23101 & 23102 & 23109)	Pembuatan kaca dan produk kaca	72	68	69	69	74	71	73	73	79	78	79

2023												Group Description/Period	
Dis.	Jan.	Feb.	Mar.	Apr.	Mei	Jun	Jul.	Ogo.	Sep.	Okt.	Nov.		Dis.
181	181	182	180	179	180	176	180	183	183	185	186	189	Manufacture of products of wood, cork, straw and plaiting
90	84	86	85	83	85	83	88	89	89	89	91	90	Manufacture of veneer sheets and plywood
25	28	27	27	27	26	24	26	27	27	27	28	29	Manufacture of particle board and fibreboard
38	41	41	40	41	40	41	40	40	39	40	38	38	Manufacture of builders' carpentry
27	28	28	29	28	28	28	27	27	28	29	29	32	Other industry
187	180	186	182	175	174	174	173	175	179	182	180	188	Manufacture of paper and paper products
25	21	24	22	20	18	18	18	19	19	21	20	21	Manufacture of pulp, paper and paperboard
75	76	75	75	74	76	75	76	76	78	79	78	78	Manufacture of corrugated paper and paperboard and of containers of paper and paperboard
5	4	4	4	4	4	4	4	4	4	5	5	5	Manufacture of envelopes and letter-card
34	33	38	37	32	32	32	29	31	32	32	31	36	Manufacture of household and personal hygiene paper
23	21	21	21	21	21	21	21	20	20	21	21	20	Manufacture of gummed or adhesive paper in strips or rolls and labels and wall paper
26	24	23	23	24	24	24	24	24	25	25	25	28	Other industry
202	204	193	197	197	203	200	196	197	191	193	199	213	Printing, service activities related to printing and reproduction of recorded media
171	170	162	166	168	172	170	165	166	162	163	169	182	Printing
31	33	31	31	29	31	31	30	31	29	30	30	31	Service activities related to printing
													Reproduction of recorded media
226	216	212	249	188	187	195	190	194	208	217	207	240	Manufacture of refined petroleum products
279	282	279	302	280	255	266	265	256	252	255	256	272	Manufacture of basic chemicals, fertilizer and nitrogen compounds, plastics and synthetic rubber in primary forms
24	26	31	33	27	27	27	30	30	31	32	32	32	Manufacture of liquefied or compressed inorganic industrial or medical gases
147	150	146	155	146	125	136	133	126	122	125	126	137	Manufacture of basic organic chemicals
													Manufacture of inorganic compounds
													Manufacture of fertilizers
28	26	24	26	25	25	25	24	23	23	22	22	22	Manufacture of associated nitrogen products
70	69	69	78	72	69	69	70	68	68	68	68	73	Manufacture of plastics in primary forms
10	11	10	10	10	8	8	8	8	8	9	8	9	Other industry
246	227	232	229	222	217	218	225	227	224	225	221	243	Manufacture of other chemical products and man-made fibres
21	22	22	27	27	27	27	26	23	24	26	25	26	Manufacture of pesticides and other agrochemical products
35	34	38	33	34	33	34	34	37	36	35	34	37	Manufacture of paints, varnishes and similar coatings ink and mastics
20	18	18	18	18	18	17	18	18	17	17	17	17	Manufacture of printing ink
83	74	83	79	75	72	72	75	76	72	70	69	79	Manufacture of soap and detergents, cleaning and polishing preparations
													Manufacture of perfumes and toilet preparations
													Manufacture of photographic plates, films, sensitized paper and other sensitized unexposed materials
85	75	68	68	66	64	64	69	71	73	75	74	81	Manufacture of writing and drawing ink
													Manufacture of other chemical products n.e.c.
3	3	3	3	3	3	3	3	2	2	2	2	2	Other industry
76	65	61	62	68	64	65	67	69	68	70	67	78	Manufacture of pharmaceuticals, medicinal chemical and botanical products
62	52	48	49	54	50	50	51	53	52	53	51	62	Manufacture of medicinal active substances to be used for their pharmacological properties in the manufacture of medicaments
13	13	13	13	14	15	14	16	16	16	17	16	16	Other industry
327	309	315	319	321	331	350	356	367	354	344	341	329	Manufacture of rubber products
33	40	39	36	40	40	39	42	43	41	40	40	40	Manufacture of rubber tyres for vehicles
9	9	9	11	10	11	11	11	12	12	12	12	12	Manufacture of interchangeable tyre treads and retreading rubber tyres
63	59	59	64	65	64	63	65	65	66	66	65	67	Manufacture of other products of natural or synthetic rubber, unvulcanized, vulcanized or hardened
													Rubber remilling and latex processing
163	143	153	148	149	161	181	178	189	176	169	169	158	Manufacture of rubber gloves
60	57	56	60	57	55	57	60	59	58	57	55	53	Manufacture of other rubber products n.e.c.
692	672	652	671	696	693	670	666	670	671	672	678	691	Manufacture of plastics products
254	244	246	222	239	238	225	214	225	224	222	225	224	Manufacture of semi-manufactures of plastic products
													Manufacture of finished plastic products
172	179	166	205	202	204	194	199	175	172	168	168	175	Manufacture of plastic articles for the packing of goods
9	9	9	10	10	11	11	11	9	9	9	9	10	Manufacture of builders' plastics ware
49	48	48	49	49	49	49	48	50	49	50	46	48	Manufacture of plastic tableware, kitchenware and toilet articles
209	192	183	185	195	191	190	195	211	217	223	228	233	Manufacture of diverse plastic products n.e.c.
84	81	75	74	75	77	76	76	76	79	77	75	80	Manufacture of glass and glass products

Jadual Table **1.6a** : Gaji dan Upah yang Dibayar Sektor Pembuatan Mengikut Kumpulan
 : *Salaries and Wages Paid of Manufacturing Sector by Group*

Kod Kumpulan Group code	Keterangan Kumpulan/Tempoh	2022	2023	2022			
				Q1	Q2	Q3	Q4
239	Pembuatan pengeluaran galian bukan logam t.t.t.l.	3,717	3,799	913	931	927	946
23911 & 23921	Pembuatan mortar refraktori dan konkrit & Pembuatan seramik bukan refraktori	311	320	74	78	79	81
23930	Pembuatan produk porselin dan seramik lain	170	146	44	43	42	41
23941	Pembuatan simen hidraulik	278	293	69	70	68	71
23951	Pembuatan konkrit dan mortar siap bancuh dan bancuhan kering	738	709	181	185	187	185
23952 & 23953 & 23959	Pembuatan konkrit pratuangan, simen atau artikel batu buatan yang digunakan dalam pembinaan; & Pembuatan komponen struktur pasang siap untuk bangunan atau kejuruteraan awam dari simen, batu atau konkrit buatan & Pembuatan artikel konkrit, simen dan plaster lain t.t.t.l.	1,279	1,344	316	319	320	324
23990	Pembuatan produk mineral bukan logam lain t.t.t.l.	539	592	133	132	131	142
	Industri lain	402	394	96	104	100	103
241 (24101 & 24102 & 24103 & 24104 & 24109)	Pembuatan besi dan keluli asas	2,368	2,396	621	592	558	597
242 (24201 & 24202 & 24209)	Pembuatan logam asas berharga dan logam bukan ferus lain	1,396	1,467	365	336	336	358
243	Pengacuan logam	416	398	107	101	102	106
251 & 252	Pembuatan produk struktur logam, tangki, takungan, penjana wap, senjata dan peluru	1,643	1,722	414	403	403	423
25113 & 25119	Pembuatan pintu, tingkap dan bingkai, penutup tingkap dan pintu pagar daripada logam & Pembuatan produk struktur logam lain	841	890	214	205	203	218
25120	Pembuatan tangki, takungan dan kontena daripada logam	609	631	152	149	153	155
	Industri lain	193	201	48	48	47	50
259	Pembuatan lain-lain produk yang direka daripada logam; aktiviti perkhidmatan kerja logam	3,982	4,211	1,021	976	970	1,016
25910	Tempaan, tekanan, hentakan dan bentuk gelekkan logam; serbuk metalurgi	754	744	194	188	183	189
25920	Rawatan dan penyalutan logam; menggunakan mesin	509	485	132	130	121	126
25991	Pembuatan tin untuk produk makanan dan minuman, tiub dan kotak boleh dilipat	476	555	112	109	119	136
25992 & 25993	Pembuatan kabel, plaited bands (jalur/pita berpintal) dan artikel seumpamanya daripada logam & Pembuatan bolt, skru, nat dan produk uliran seumpamanya	1,020	1,124	264	243	250	263
25994	Pembuatan barangan rumah daripada logam	65	65	16	17	17	16
25999	Pembuatan produk lain yang direka daripada logam t.t.t.l.	973	1,028	247	244	240	243
	Industri lain	185	210	56	45	41	43
261	Pembuatan komponen dan papan elektronik	12,261	12,315	3,183	3,024	2,923	3,130
26101 & 26102	Pembuatan diod, transistor dan alatan semikonduktor yang seumpamanya & Pembuatan litar elektronik bersepadu dengan pemasangan mikro	7,883	7,930	2,026	1,972	1,891	1,993
26103 & 26104 & 26105	Pembuatan kapasitor dan perintang elektrik & Pembuatan papan litar bercetak & Pembuatan komponen paparan	3,901	3,912	1,033	930	918	1,020
26109	Pembuatan komponen lain untuk aplikasi elektronik	477	473	124	122	114	117
262 (26201 & 26202)	Pembuatan komputer dan kelengkapan peranti	3,001	3,095	741	739	733	788
263/ 26300	Pembuatan peralatan komunikasi	789	783	194	196	187	211
264/ 26400	Pembuatan peralatan elektronik pengguna	1,341	1,338	329	327	343	342
265	Pembuatan kelengkapan mengukur, menguji, memandu arah dan kawalan; jam tangan dan jam	2,450	2,973	521	583	634	712
26511 & 26512	Pembuatan kelengkapan mengukur, menguji, memandu arah dan kawalan & Pembuatan kelengkapan kawalan proses perindustrian	2,275	2,786	477	542	591	666
26520	Pembuatan jam tangan dan jam dan bahagiannya	175	187	44	41	44	46
266/ 26600	Pembuatan peralatan penyinaran, perubatan elektro dan elektroterapeutik	736	728	179	186	184	187

2023		2022		2023		Group Description/Period
Q1	Q2	Q3	Q4	(Jan. - Dis.)	(Jan. - Dis.)	
914	932	952	1,001	3,717	3,799	Manufacture of non-metallic mineral products n.e.c. Manufacture of refractory mortars and concretes
75	80	81	84	311	320	Manufacture of non-refractory ceramic
37	35	37	37	170	146	Manufacture of other porcelain and ceramic products
73	75	73	73	278	293	Manufacture of hydraulic cement
175	173	177	185	738	709	Manufacture of ready-mix and dry-mix concrete and mortars
						Manufacture of precast concrete, cement or artificial stone articles for use in construction
319	330	341	355	1,279	1,344	Manufacture of prefabricated structural components for building or civil engineering of cement, concrete or artificial stone
						Manufacture of other articles of concrete, cement and plaster n.e.c.
141	141	146	164	539	592	Manufacture of other non-metallic mineral products n.e.c.
95	99	97	104	402	394	Other industry
631	596	569	600	2,368	2,396	Manufacture of basic iron and steel
394	363	347	364	1,396	1,467	Manufacture of basic precious and other non-ferrous metals
103	99	96	100	416	398	Casting of metals
431	427	428	435	1,643	1,722	Manufacture of structural metal products, tanks, reservoirs , steam generators , weapons and ammunition
						Manufacture of metal doors, windows and their frames, shutters and gates
226	224	222	218	841	890	Manufacture of other structural metal products
154	153	157	167	609	631	Manufacture of tanks, reservoirs and containers of metal
51	50	50	51	193	201	Other industry
1,063	1,018	1,029	1,101	3,982	4,211	Manufacture of other fabricated metal products; metal working service activities
						Forging, pressing, stamping and roll-forming of metal; powder metallurgy
185	178	184	197	754	744	Treatment and coating of metals; machining
128	124	115	118	509	485	Manufacture of tins and cans for food products, collapsible tubes and boxes
134	128	138	156	476	555	Manufacture of metal cable, plaited bands and similar articles
277	273	277	297	1,020	1,124	Manufacture of bolts, screws, nuts and similar threaded products
16	16	17	17	65	65	Manufacture of metal household articles
272	249	247	259	973	1,028	Manufacture of any other fabricated metal products n.e.c.
50	50	52	57	185	210	Other industry
3,230	3,122	2,887	3,076	12,261	12,315	Manufacture of electronic components and boards
						Manufacture of diodes, transistors and similar semiconductor devices
2,051	1,995	1,908	1,976	7,883	7,930	Manufacture of electronic integrated circuits micro assemblies
						Manufacture of electrical capacitors and resistors
1,056	1,004	870	983	3,901	3,912	Manufacture of printed circuit boards
						Manufacture of display components
123	123	109	117	477	473	Manufacture of other components for electronic applications
748	746	768	834	3,001	3,095	Manufacture of computers and peripheral equipment
211	198	178	197	789	783	Manufacture of communication equipment
329	311	339	360	1,341	1,338	Manufacture of consumer electronics
629	755	785	804	2,450	2,973	Manufacture of measuring, testing, navigating and control equipment; watches and clocks
						Manufacture of measuring, testing, navigating and control equipment
582	711	736	756	2,275	2,786	Manufacture of industrial process control equipment
47	44	49	47	175	187	Manufacture of watches and clocks and parts
192	194	169	173	736	728	Manufacture of irradiation, electromedical and electrotherapeutic equipment

Jadual Table **1.6a** : Gaji dan Upah yang Dibayar Sektor Pembuatan Mengikut Kumpulan (samb.)
: *Salaries and Wages Paid of Manufacturing Sector by Group (cont.)*

Kod Kumpulan Group code	Keterangan Kumpulan/Tempoh	2022										
		Jan.	Feb.	Mac	Apr.	Mei	Jun	Jul.	Ogo.	Sep.	Okt.	Nov.
239	Pembuatan pengeluaran galian bukan logam t.t.t.l.	305	298	309	309	311	311	310	306	311	313	313
23911	Pembuatan mortar refraktori dan konkrit &	24	24	26	25	27	26	27	26	26	26	26
23921	Pembuatan seramik bukan refraktori	14	15	14	14	15	15	14	14	14	14	14
23930	Pembuatan produk porselin dan seramik lain	25	22	22	23	24	23	23	22	23	23	23
23941	Pembuatan simen hidraulik	60	58	63	63	61	62	62	63	62	63	59
23951	Pembuatan konkrit dan mortar siap bancuh dan bancuhan kering											
23952	Pembuatan konkrit pratuangan, simen atau artikel batu buatan yang digunakan dalam pembinaan;											
23953	Pembuatan komponen struktur pasang siap untuk bangunan atau kejuruteraan awam dari simen, batu atau konkrit buatan	106	105	106	105	107	108	109	105	106	106	112
&	Pembuatan artikel konkrit, simen dan plaster lain t.t.t.l.											
23959												
23990	Pembuatan produk mineral bukan logam lain t.t.t.l.	45	44	44	41	46	45	43	43	45	46	45
	Industri lain	31	31	34	39	33	32	33	33	34	34	34
241 (24101 & 24102 & 24103 & 24104 & 24109)	Pembuatan besi dan keluli asas	208	203	210	202	197	194	184	184	190	190	191
242 (24201 & 24202 & 24209)	Pembuatan logam asas berharga dan logam bukan ferus lain	126	124	114	110	114	111	110	112	114	116	116
243	Pengacuan logam	36	36	36	34	34	33	34	34	35	35	35
251 & 252	Pembuatan produk struktur logam, tangki, takungan, penjana wap, senjata dan peluru	142	136	135	134	136	132	135	132	137	138	141
25113	Pembuatan pintu, tingkap dan bingkai, penutup tingkap dan pintu pagar daripada logam	75	70	69	69	70	66	67	65	71	70	72
25119	Pembuatan produk struktur logam lain	51	51	50	49	50	50	51	51	51	52	52
25120	Pembuatan tangki, takungan dan kontena daripada logam	16	16	16	16	16	16	16	16	15	16	17
	Industri lain											
259	Pembuatan lain-lain produk yang direka daripada logam; aktiviti perkhidmatan kerja logam	347	337	336	322	329	325	320	323	326	329	332
25910	Tempaan, tekanan, hentakan dan bentuk gelekkan logam; serbuk metalurgi	65	65	64	63	64	61	60	62	61	61	60
25920	Rawatan dan penyalutan logam; menggunakan mesin	44	45	43	42	44	44	41	40	40	40	41
25991	Pembuatan tin untuk produk makanan dan minuman, tiub dan kotak boleh dilipat	38	37	38	36	36	37	37	39	43	43	46
25992	Pembuatan kabel, plaited bands (jalur/pita berpintal) dan artikel seumpamanya daripada logam	90	87	87	76	84	83	84	83	83	86	86
25993	Pembuatan bolt, skru, nat dan produk uliran seumpamanya	5	5	5	5	6	6	6	6	5	5	5
25994	Pembuatan barangan rumah daripada logam	84	81	82	81	82	80	79	81	80	80	79
25999	Pembuatan produk lain yang direka daripada logam t.t.t.l.	22	17	17	18	13	13	13	14	14	14	14
	Industri lain											
261	Pembuatan komponen dan papan elektronik	1,058	1,099	1,027	1,015	1,007	1,002	958	963	1,001	997	990
26101	Pembuatan diod, transistor dan alatan semikonduktor yang seumpamanya	677	689	661	656	650	667	623	627	642	639	631
26102	Pembuatan litar elektronik bersepadu dengan pemasangan mikro											
26103	Pembuatan kapasitor dan perintang elektrik											
&												
26104	Pembuatan papan litar bercetak	340	370	323	317	316	297	298	299	321	320	321
&												
26105	Pembuatan komponen paparan	41	40	43	42	41	38	38	38	38	38	38
26109	Pembuatan komponen lain untuk aplikasi elektronik											
262 (26201 & 26202)	Pembuatan komputer dan kelengkapan peranti	250	241	251	243	249	248	235	239	259	255	243
263/ 26300	Pembuatan peralatan komunikasi	65	64	65	73	61	62	61	64	62	62	77
264/ 26400	Pembuatan peralatan elektronik pengguna	115	109	106	108	107	111	107	120	115	115	115
265	Pembuatan kelengkapan mengukur, menguji, memandu arah dan kawalan; jam tangan dan jam	165	168	188	179	193	211	202	214	218	221	234
26511	Pembuatan kelengkapan mengukur, menguji, memandu arah dan kawalan	149	154	174	166	179	197	188	200	203	206	219
26512	Pembuatan kelengkapan kawalan proses perindustrian	16	14	14	13	14	14	14	15	15	15	15
26520	Pembuatan jam tangan dan jam dan bahagiannya											
266/ 26600	Pembuatan peralatan penyinaran, perubatan elektro dan elektroterapeutik	58	58	62	61	62	63	62	61	61	60	59

2023													Group Description/Period
Dis.	Jan.	Feb.	Mac	Apr.	Mei	Jun	Jul.	Ogo.	Sep.	Okt.	Nov.	Dis.	
321	312	298	305	304	314	314	313	314	325	326	333	342	Manufacture of non-metallic mineral products n.e.c.
													Manufacture of refractory mortars and concretes
28	25	24	26	26	27	28	27	27	27	27	27	30	Manufacture of non-refractory ceramic
14	15	11	11	11	12	12	12	12	12	12	12	13	Manufacture of other porcelain and ceramic products
25	26	24	24	24	26	25	25	24	24	24	23	26	Manufacture of hydraulic cement
62	59	58	58	57	58	58	58	58	61	60	61	63	Manufacture of ready-mix and dry-mix concrete and mortars
													Manufacture of precast concrete, cement or artificial stone articles for use in construction
106	109	103	107	107	112	111	114	112	115	116	123	117	Manufacture of prefabricated structural components for building or civil engineering of cement, concrete or artificial stone
													Manufacture of other articles of concrete, cement and plaster n.e.c.
51	46	47	47	44	49	48	46	49	51	53	53	58	Manufacture of other non-metallic mineral products n.e.c.
35	32	31	32	34	32	32	32	32	33	34	34	36	Other industry
216	215	207	208	202	201	194	188	189	192	191	192	217	Manufacture of basic iron and steel
126	131	135	128	121	122	119	117	114	116	118	118	129	Manufacture of basic precious and other non-ferrous metals
36	36	33	34	33	33	33	31	32	33	33	33	35	Casting of metals
144	144	143	144	141	144	142	143	143	142	141	142	153	Manufacture of structural metal products, tanks, reservoirs , steam generators , weapons and ammunition
76	75	75	77	74	76	74	75	74	73	72	72	74	Manufacture of metal doors, windows and their frames, shutters and gates
51	52	51	51	51	52	51	52	52	53	52	53	62	Manufacture of tanks, reservoirs and containers of metal
17	17	17	17	17	17	16	16	17	17	17	17	17	Other industry
355	354	358	351	337	344	337	336	342	352	357	358	386	Manufacture of other fabricated metal products; metal working service activities
68	63	62	60	60	61	58	60	62	63	63	63	71	Forging, pressing, stamping and roll-forming of metal; powder metallurgy
45	43	44	42	41	41	41	41	37	37	37	36	45	Treatment and coating of metals; machining
47	46	45	44	42	43	43	43	46	49	50	53	53	Manufacture of tins and cans for food products, collapsible tubes and boxes
													Manufacture of metal cable, plaited bands and similar articles
91	90	94	93	88	93	92	91	91	94	97	97	104	Manufacture of bolts, screws, nuts and similar threaded products
5	5	5	5	5	5	5	6	6	6	6	6	6	Manufacture of metal household articles
83	93	91	89	83	84	82	79	83	85	87	85	88	Manufacture of any other fabricated metal products n.e.c.
16	15	18	18	18	16	16	16	17	18	19	19	20	Other industry
1,144	1,055	1,103	1,073	1,046	1,046	1,029	942	957	988	985	980	1,112	Manufacture of electronic components and boards
													Manufacture of diodes, transistors and similar semiconductor devices
723	668	688	695	678	656	661	626	638	644	640	625	712	Manufacture of electronic integrated circuits micro assemblies
													Manufacture of electrical capacitors and resistors
379	346	374	336	327	350	328	277	285	307	306	318	358	Manufacture of printed circuit boards
													Manufacture of display components
41	41	41	42	41	41	41	39	34	37	38	37	42	Manufacture of other components for electronic applications
290	252	259	237	248	262	236	251	250	267	263	263	309	Manufacture of computers and peripheral equipment
72	72	69	70	67	64	67	56	62	60	59	72	66	Manufacture of communication equipment
113	113	104	112	101	104	106	105	112	121	121	120	118	Manufacture of consumer electronics
257	200	208	222	231	253	271	261	260	264	262	262	280	Manufacture of measuring, testing, navigating and control equipment; watches and clocks
													Manufacture of measuring, testing, navigating and control equipment
241	184	193	206	217	238	257	244	244	248	246	246	264	Manufacture of industrial process control equipment
16	16	15	15	15	15	14	17	16	16	16	16	15	Manufacture of watches and clocks and parts
68	63	66	64	67	64	63	58	56	56	56	54	63	Manufacture of irradiation, electromedical and electrotherapeutic equipment

Jadual
Table **1.6a** : Gaji dan Upah yang Dibayar Sektor Pembuatan Mengikut Kumpulan
: *Salaries and Wages Paid of Manufacturing Sector by Group*

Kod Kumpulan Group code	Keterangan Kumpulan/Tempoh	2022	2023	2022			
				Q1	Q2	Q3	Q4
267 (26701 & 26702) & 268 (26800)	Pembuatan peralatan optikal, kelengkapan fotografi, media magnetik dan optikal	500	499	121	130	125	124
271	Pembuatan motor elektrik, penjana, transformer dan perkakasan pengagihan dan pengawalan elektrik	1,246	1,241	328	289	313	317
27101	Pembuatan motor elektrik, penjana dan transformer	474	489	113	118	123	120
27102	Pembuatan perkakasan pengagihan dan pengawalan elektrik	772	751	215	171	190	196
272/ 27200	Pembuatan bateri dan akumulator	481	550	117	114	121	129
273	Pembuatan pendawaian dan peranti pendawaian	1,133	1,069	273	273	292	295
27310	Pembuatan kabel gentian optikal	84	92	18	18	22	24
27320	Pembuatan wayar dan kabel elektronik dan elektrik lain	1,011	946	244	245	260	261
27330	Pembuatan alatan pendawaian pembawa dan bukan pembawa arus untuk litar elektrik (tanpa mengira jenis bahan)	39	31	11	10	10	9
274/ 27400	Pembuatan kelengkapan pencahayaan elektrik	248	249	62	55	64	66
275/ 27500	Pembuatan perkakasan domestik	436	395	124	118	105	89
279/ 27900	Pembuatan kelengkapan elektrik lain	395	444	89	91	99	115
281 & 282	Pembuatan jentera kegunaan umum dan kegunaan khas	4,424	4,451	1,123	1,070	1,083	1,149
28120	Pembuatan alat-alat kuasa bendalir						
& 28130	Pembuatan pam, pemampat, kepala paip dan injap lain	348	361	84	83	87	94
28180	Pembuatan alatan tangan yang menggunakan kuasa dilengkapkan dengan motor elektrik atau bukan motor elektrik atau pneumatik	919	899	229	220	229	242
& 28220	Pembuatan jentera pembentukan logam dan alatan mesin						
28192	Pembuatan mesin penyaman udara, termasuk untuk kenderaan bermotor	743	637	180	172	189	202
28290	Pembuatan lain-lain mesin bertujuan khas t.t.t.l. Industri lain	525	513	149	129	117	130
		1,889	2,042	482	466	461	480
291 (29101 & 29102)	Pembuatan kenderaan bermotor	1,152	1,110	286	290	281	295
292/ 29200	Pembuatan kerangka (<i>coachwork</i>) untuk kenderaan bermotor; pembuatan treler dan semi treler	344	401	77	87	89	92
293/ 29300	Pembuatan alat ganti dan aksesori untuk kenderaan bermotor	2,030	2,115	509	512	492	517
301 (30110 & 30120)	Pembinaan kapal dan bot	281	312	74	70	67	69
302, 303, 304 & 309	Pembuatan lokomotif keretapi, <i>rolling stock</i> , kapal angkasa dan udara, jentera berkaitan, kenderaan tempur ketenteraan, dan kelengkapan pengangkutan t.t.t.l.	861	859	215	219	214	213
30910	Pembuatan motosikal	534	534	134	139	134	128
30920	Pembuatan basikal dan invalid carriages	121	106	30	29	30	32
	Industri lain	206	219	51	51	50	54
310	Pembuatan perabot	2,556	2,687	658	629	622	647
31001	Pembuatan perabot kayu dan rotan	2,025	2,192	517	493	497	519
	Industri lain	530	494	141	136	126	128
321 (32110 & 32120)	Pembuatan barang kemas, <i>bijouterie</i> dan artikel berkaitan	261	257	68	63	62	69
322, 325 & 329	Pembuatan instrumen muzik, peralatan dan bekalan perubatan dan pergigian dan pembuatan lain t.t.t.l.	732	738	185	180	184	183
32901	Pembuatan alat tulis	153	148	39	39	38	37
	Industri lain	579	590	146	141	145	146
323/ 32300	Pembuatan barangan sukan	71	68	18	17	17	19
324/ 32400	Pembuatan permainan dan mainan	236	263	54	54	63	65
331 & 332	Pembaikan pemasangan produk logam, jentera, kelengkapan dan pemasangan jentera perindustrian dan kelengkapan	1,319	1,407	334	331	312	342
33150	Pembaikan dan penyelenggaraan kelengkapan pengangkutan kecuali motosikal dan basikal	275	312	69	68	63	76
	Industri lain	1,043	1,095	265	263	249	267
Jumlah Pembuatan		94,528	97,789	23,513	23,318	23,364	24,332

2023		2022		2023		Group Description/Period
Q1	Q2	Q3	Q4	(Jan. - Dis.)	(Jan. - Dis.)	
124	122	123	131	500	499	Manufacture of optical instruments, photographic equipment, magnetic and optical media
322	300	309	309	1,246	1,241	Manufacture of electric motors, generators, transformers and electricity distribution and control apparatus
116	118	126	130	474	489	Manufacture of electric motors, generators and transformers
207	181	183	180	772	751	Manufacture of electricity distribution and control apparatus
135	132	141	143	481	550	Manufacture of batteries and accumulators
278	269	274	248	1,133	1,069	Manufacture of wiring and wiring devices
21	23	24	24	84	92	Manufacture of fibre optic cables
250	238	241	216	1,011	946	Manufacture of other electronic and electric wires and cables
8	8	8	8	39	31	Manufacture of current -carrying and non current-carrying wiring devices for electrical circuits regardless of material
61	54	66	68	248	249	Manufacture of electric lighting equipment
94	98	106	97	436	395	Manufacture of domestic appliances
116	104	107	117	395	444	Manufacture of other electrical equipment
1,148	1,080	1,084	1,139	4,424	4,451	Manufacture of general-purpose and special-purpose machinery
85	89	91	96	348	361	Manufacture of fluid power equipment
221	220	224	234	919	899	Manufacture of other pumps, compressors, taps and valves
185	151	147	154	743	637	Manufacture of power-driven hand tools with self-contained electric or non-electric motor or pneumatic drives
142	134	118	119	525	513	Manufacture of metal-forming machinery and machine tools
515	486	505	536	1,889	2,042	Manufacture of air-conditioning machines, including for motor vehicles
270	274	279	287	1,152	1,110	Manufacture of other special-purpose machinery n.e.c.
97	92	102	110	344	401	Other industry
511	547	518	538	2,030	2,115	Manufacture of motor vehicles
77	75	76	83	281	312	Manufacture of bodies (coachwork) for motor vehicles; manufacture of trailers and semi-trailers
220	218	209	212	861	859	Manufacture of parts and accessories for motor vehicles
133	135	132	135	534	534	Building of ships and boats
31	30	24	22	121	106	Manufacture of railway locomotives, rolling stock, air and spacecraft, related machinery, military fighting vehicles and transport equipment n.e.c
56	54	53	55	206	219	Manufacture of motorcycles
683	655	660	689	2,556	2,687	Manufacture of bicycles and invalid carriages
553	537	540	562	2,025	2,192	Other industry
130	118	120	126	530	494	Manufacture of furniture
67	60	61	68	261	257	Manufacture of wooden and cane furniture
179	180	185	194	732	738	Other industry
37	36	39	37	153	148	Manufacture of jewellery, bijouterie and related articles
142	144	146	157	579	590	Manufacture of musical instruments, medical and dental instruments and supplies and other manufacturing n.e.c.
19	18	16	16	71	68	Manufacture of stationery
63	66	66	67	236	263	Other industry
359	355	338	355	1,319	1,407	Manufacture of sports goods
80	76	69	87	275	312	Manufacture of games and toys
279	279	269	268	1,043	1,095	Repair of fabricated metal products, machinery and equipment and installation of industrial machinery and equipment
						Repair and maintenance of transport equipment except motorcycles and bicycles
						Other industry
24,517	24,165	24,068	25,039	94,528	97,789	Total Manufacturing

Jadual Table **1.6a** : Gaji dan Upah yang Dibayar Sektor Pembuatan Mengikut Kumpulan (samb.)
: *Salaries and Wages Paid of Manufacturing Sector by Group (cont.)*

Kod Kumpulan Group code	Keterangan Kumpulan/Tempoh	2022										
		Jan.	Feb.	Mac	Apr.	Mei	Jun	Jul.	Ogo.	Sep.	Okt.	Nov.
267 (26701 & 26702) & 268 (26800)	Pembuatan peralatan optikal, kelengkapan fotografi, media magnetik dan	35	35	50	43	42	45	43	41	40	40	39
271	Pembuatan motor elektrik, penjana, transformer dan perkakasan pengagihan dan pengawalan elektrik	115	110	102	90	98	101	103	106	104	102	101
	27101 Pembuatan motor elektrik, penjana dan transformer	40	37	36	37	40	41	41	42	41	41	39
	27102 Pembuatan perkakasan pengagihan dan pengawalan elektrik	75	74	67	53	58	60	62	64	63	61	62
272/ 27200	Pembuatan bateri dan akumulator	39	40	38	36	39	38	39	41	41	42	43
273	Pembuatan pendawaian dan peranti pendawaian	93	91	89	86	93	94	95	98	98	100	94
	27310 Pembuatan kabel gantian optikal	6	6	6	6	6	6	7	7	8	8	8
	27320 Pembuatan wayar dan kabel elektronik dan elektrik lain	83	81	80	77	83	85	85	88	87	89	83
	27330 Pembuatan alatan pendawaian pembawa dan bukan pembawa arus untuk litar elektrik (tanpa mengira jenis bahan)	3	4	3	3	3	3	3	3	3	3	3
274/ 27400	Pembuatan kelengkapan pencahayaan elektrik	23	21	18	17	18	21	21	22	22	21	22
275/ 27500	Pembuatan perkakasan domestik	42	41	40	33	43	43	39	36	31	30	29
279/ 27900	Pembuatan kelengkapan elektrik lain	30	29	30	30	30	31	31	31	37	36	36
281 & 282	Pembuatan jentera kegunaan umum dan kegunaan khas	386	383	354	359	359	351	353	363	366	372	366
	28120 Pembuatan alat-alat kuasa bendalir &	29	27	28	28	28	27	28	29	29	30	29
	28130 Pembuatan pam, pemampat, kepala paip dan injap lain											
	28180 Pembuatan alatan tangan yang menggunakan kuasa dilengkapkan dengan motor elektrik atau bukan motor elektrik atau pneumatik &	77	81	70	73	74	73	74	77	78	81	78
	28220 Pembuatan jentera pembentukan logam dan alatan mesin											
	28192 Pembuatan mesin penyaman udara, termasuk untuk kenderaan bermotor	57	60	63	57	58	58	61	65	63	62	64
	28290 Pembuatan lain-lain mesin bertujuan khas t.t.t.l. Industri lain	53	53	43	46	42	41	39	39	39	41	41
		171	161	150	156	158	152	152	153	157	158	154
291 (29101 & 29102)	Pembuatan kenderaan bermotor	96	98	91	97	97	97	92	97	92	94	93
292/ 29200	Pembuatan kerangka (coachwork) untuk kenderaan bermotor; pembuatan treler dan semi treler	24	25	28	29	29	29	29	29	31	30	30
293/ 29300	Pembuatan alat ganti dan aksesori untuk kenderaan bermotor	169	173	168	174	168	170	162	163	167	167	168
301 (30110 & 30120)	Pembinaan kapal dan bot	23	23	28	24	23	23	22	22	23	23	23
302, 303, 304 & 309	Pembuatan lokomotif keretapi, rolling stock, kapal angkasa dan udara, jentera berkaitan, kenderaan tempur ketenteraan, dan kelengkapan pengangkutan t.t.t.l.	69	72	74	73	74	72	71	70	73	73	70
	30910 Pembuatan motosikal	43	44	47	46	47	45	44	44	45	45	41
	30920 Pembuatan basikal dan invalid carriages Industri lain	10	10	10	10	10	10	10	10	10	10	11
		17	18	17	17	17	17	17	16	17	17	18
310	Pembuatan perabot	222	218	217	211	212	205	203	204	214	213	213
	31001 Pembuatan perabot kayu dan rotan Industri lain	175	171	171	165	167	161	161	163	172	171	171
		48	47	46	46	46	44	42	42	42	42	42
321 (32110 & 32120)	Pembuatan barang kemas, bijouterie dan artikel berkaitan	24	23	21	21	21	21	21	21	21	21	21
322, 325 & 329	Pembuatan instrumen muzik, peralatan dan bekalan perubatan dan pergigian dan pembuatan lain t.t.t.l.	62	62	61	60	60	61	60	62	62	60	60
	32901 Pembuatan alat tulis Industri lain	13	13	13	13	13	13	13	13	12	12	12
		49	49	48	47	47	48	47	49	50	48	48
323/ 32300	Pembuatan barangan sukan	6	6	6	6	6	6	6	6	6	6	6
324/ 32400	Pembuatan permainan dan mainan	18	18	18	18	18	19	20	21	22	20	21
331 & 332	Pembaikan pemasangan produk logam, jentera, kelengkapan dan pemasangan jentera perindustrian dan kelengkapan	111	110	113	115	110	106	104	103	104	110	114
	33150 Pembaikan dan penyelenggaraan kelengkapan pengangkutan kecuali motosikal dan basikal Industri lain	22	23	24	24	22	22	20	21	22	22	26
		89	87	89	91	87	84	84	82	82	87	88
Jumlah Pembuatan		7,865	7,805	7,843	7,715	7,787	7,816	7,709	7,771	7,885	7,881	7,890

2023													Group Description/Period
Dis.	Jan.	Feb.	Mac	Apr.	Mei	Jun	Jul.	Ogo.	Sep.	Okt.	Nov.	Dis.	
45	41	40	44	41	39	42	40	41	42	42	43	45	Manufacture of optical instruments, photographic equipment, magnetic and optical media
113	111	104	107	97	101	102	104	103	102	100	97	112	Manufacture of electric motors, generators, transformers and electricity distribution and control apparatus
40	42	37	36	38	40	41	40	42	43	44	43	43	Manufacture of electric motors, generators and transformers
73	69	67	70	59	62	61	64	61	59	56	55	69	Manufacture of electricity distribution and control apparatus
45	43	46	45	42	47	43	46	47	48	48	48	47	Manufacture of batteries and accumulators
100	95	94	89	84	90	95	91	92	90	87	82	79	Manufacture of wiring and wiring devices
9	7	7	7	7	8	8	8	8	8	8	7	8	Manufacture of fibre optic cables
88	85	85	80	75	79	85	80	82	79	76	72	68	Manufacture of other electronic and electric wires and cables
2	3	3	3	2	3	3	3	3	3	3	3	2	Manufacture of current-carrying and non current-carrying wiring devices for electrical circuits regardless of material
23	22	21	18	17	18	19	21	23	22	22	21	26	Manufacture of electric lighting equipment
30	30	32	31	25	36	36	36	36	34	33	32	33	Manufacture of domestic appliances
43	40	39	37	33	34	37	35	35	37	38	36	42	Manufacture of other electrical equipment
411	393	384	371	363	360	357	354	363	367	370	368	400	Manufacture of general-purpose and special-purpose machinery
36	28	28	28	29	30	30	30	31	30	31	29	37	Manufacture of fluid power equipment
82	75	72	75	72	74	74	73	75	76	75	77	82	Manufacture of other pumps, compressors, taps and valves
75	60	63	61	51	50	50	49	48	49	49	50	55	Manufacture of power-driven hand tools with self-contained electric or non-electric motor or pneumatic drives
49	49	49	44	45	45	45	44	36	37	39	38	42	Manufacture of metal-forming machinery and machine tools
169	181	172	162	166	162	158	158	173	175	177	174	185	Manufacture of air-conditioning machines, including for motor vehicles
109	92	93	85	90	92	92	91	94	93	93	92	103	Manufacture of other special-purpose machinery n.e.c.
32	33	33	30	30	31	31	31	35	36	36	36	38	Other industry
182	166	171	174	181	184	183	175	171	172	173	174	191	Manufacture of motor vehicles
23	24	24	29	24	26	25	25	25	26	26	28	29	Manufacture of bodies (coachwork) for motor vehicles; manufacture of trailers and semi-trailers
71	72	74	74	74	74	71	71	68	70	72	69	71	Manufacture of parts and accessories for motor vehicles
42	43	45	45	46	46	43	43	43	46	47	43	45	Building of ships and boats
11	10	10	11	10	10	10	9	7	7	7	8	8	Manufacture of railway locomotives, rolling stock, air and spacecraft, related machinery, military fighting vehicles and transport equipment n.e.c
18	19	18	19	18	19	18	19	17	17	18	18	19	Manufacture of motorcycles
221	233	225	224	217	223	215	216	218	226	226	226	237	Manufacture of bicycles and invalid carriages
177	190	182	181	174	185	178	177	178	185	184	184	194	Other industry
44	44	43	43	43	38	37	39	40	41	42	42	42	Manufacture of furniture
27	23	22	22	22	20	18	20	20	21	21	23	24	Manufacture of wooden and cane furniture
63	61	60	58	58	62	60	60	62	63	63	63	68	Other industry
12	12	13	12	12	12	12	12	13	13	12	12	12	Manufacture of jewellery, bijouterie and related articles
50	49	47	46	46	50	48	48	48	50	51	51	56	Manufacture of musical instruments, medical and dental instruments and supplies and other manufacturing n.e.c.
6	6	6	6	6	6	6	6	5	5	5	5	5	Manufacture of stationery
24	21	21	22	20	22	23	21	22	23	22	20	25	Other industry
119	119	120	120	122	119	115	113	113	113	113	118	124	Manufacture of sports goods
27	26	28	26	26	25	25	23	23	23	24	29	34	Manufacture of games and toys
91	93	92	93	96	94	90	90	90	89	89	89	90	Repair of fabricated metal products, machinery and equipment and installation of industrial machinery and equipment
8,562	8,183	8,164	8,170	8,017	8,100	8,049	7,932	8,001	8,135	8,146	8,149	8,744	Repair and maintenance of transport equipment except motorcycles and bicycles
													Other industry
													Total Manufacturing

Jadual **1.6b** : Gaji dan Upah yang Dibayar Sektor Pembuatan Mengikut Kumpulan: Perubahan Peratusan Tahunan
 Table : *Salaries and Wages Paid of Manufacturing Sector by Group: Annual Percentage Change*

Kod Kumpulan Group code	Keterangan Kumpulan/Tempoh	2022					
		2022	2023	Q1	Q2	Q3	Q4
101	Pemprosesan dan pengawetan daging	1.8	17.9	-0.4	-2.2	1.0	8.3
102	Pemprosesan dan pengawetan ikan, krustasea dan moluska	-1.7	6.0	-5.1	-4.3	-1.1	3.8
	10201 Pengetinan ikan, krustasea dan moluska &						
	10202 Pemprosesan dan pengawetan ikan, krustasea dan moluska Industri lain	-3.0	7.4	-6.6	-6.4	-2.8	4.3
		3.6	0.3	1.6	5.0	6.0	1.7
103	Pemprosesan dan pengawetan buah-buahan dan sayur - sayuran	8.8	17.9	3.1	5.3	11.8	15.6
	10303 Pengetinan nanas &						
	10304 Pembuatan jem, marmalad dan sajian jeli Industri lain	-25.2	39.3	-46.9	-41.9	-6.6	24.4
		12.0	16.6	8.9	10.7	13.3	15.1
104	Pembuatan minyak dan lemak daripada sayuran dan haiwan	6.6	7.9	5.8	5.2	7.4	8.0
	10404 Pembuatan minyak sayuran mentah dan bertapis &						
	10406 Pembuatan sebatian lemak masakan	6.9	-0.1	3.2	7.2	10.0	7.0
	10405 Pembuatan minyak kelapa Industri lain	-2.9	22.9	-15.3	-6.2	9.5	5.4
		7.0	8.1	7.0	5.6	7.1	8.2
105	Pembuatan produk tenusu	8.9	5.3	11.4	11.0	8.5	4.5
	10502 Pembuatan susu pekat, tepung dan sejat Industri lain	10.0	5.1	12.5	12.3	10.2	5.1
		0.8	7.4	3.9	2.3	-3.4	0.0
106	Pembuatan produk bijian, kanji dan produk berkanji	1.0	3.9	0.7	1.9	1.6	-0.2
	10611 Pengilangan beras	1.3	3.9	2.6	3.2	0.7	-1.2
	10613 Pengilangan tepung Industri lain	0.7	4.4	-1.2	1.6	2.9	-0.3
		0.6	-0.1	0.04	-4.6	-0.5	7.7
107	Pembuatan produk makanan lain	9.8	7.9	8.5	9.5	10.5	10.5
	10711 Pembuatan biskut dan cookies	17.0	14.3	17.1	23.3	18.0	10.8
	10712 Pembuatan roti, kek dan produk bakeri lain	-0.1	6.7	-3.9	-1.8	1.3	3.7
	10713 Pembuatan produk snek	13.5	7.9	9.8	10.6	16.6	16.9
	10721 Pembuatan gula	7.3	-11.9	16.0	14.0	7.5	-7.4
	10731 Pembuatan produk koko	13.2	4.9	27.8	9.3	10.3	7.1
	10732 Pembuatan coklat dan produk coklat &						
	10733 Pembuatan konfeksi gula	15.6	1.0	14.7	13.4	16.5	17.7
	10793 Pembuatan sos dan bahan perasa	1.6	16.3	5.2	7.2	-0.4	-4.5
	10799 Pembuatan produk makanan lain t.t.t.l. Industri lain	26.4	17.2	23.7	21.3	28.6	31.4
		10.3	4.3	8.3	10.2	10.7	12.0
108/10800	Pembuatan makanan haiwan tersedia	1.5	7.6	1.8	1.6	0.5	2.2
110	Pembuatan minuman ringan	4.8	7.7	1.0	5.5	6.8	5.8
	11041 Pembuatan minuman ringan	9.0	9.4	4.9	10.1	10.6	10.6
	11042 Pengeluaran air mineral semulajadi dan minuman lain yang dibotolkan Industri lain	-0.8	1.4	0.8	-1.2	0.2	-3.0
		-15.2	12.9	-26.8	-12.5	-6.1	-11.5
120/12000	Pembuatan produk tembakau	2.6	4.8	0.8	1.8	3.9	3.9
131	Pemintalan, penenunan dan penyiapan tekstil	7.8	-2.5	6.6	7.1	11.9	5.7
	13110 Penyediaan dan pemintalan gentian tekstil &						
	13120 Penenunan tekstil	7.2	0.3	5.5	4.0	11.6	8.0
	13132 Pewarnaan, pelunturan, percetakan dan penyiapan akhir benang dan fabrik Industri lain	9.5	-8.9	10.0	14.4	13.4	1.3
		1.5	1.4	-0.3	5.8	2.7	-2.0
139	Pembuatan tekstil lain	-2.9	13.1	-3.2	-3.8	-2.8	-1.7
	13910 Pembuatan fabrik dikait dan dikrusye Industri lain	-12.6	3.3	-4.0	-14.0	-16.9	-14.7
		2.0	17.5	-2.8	1.3	4.5	5.3
141	Pembuatan pakaian, kecuali pakaian berbulu	5.9	5.8	3.8	5.8	7.4	6.8
	14102 Pembuatan pakaian Industri lain	3.2	6.3	2.4	3.4	1.4	5.3
		12.1	4.8	6.9	10.7	22.2	10.4
142 & 143	Pembuatan artikel daripada kulit bulu dan pakaian yang dikait dan dikrusye	1.9	-1.6	-3.8	2.7	10.3	-0.3
151 (15110 & 15120)	Penyamakan dan pembersihan kulit, pembuatan bagasi, beg tangan, pelana dan abah-abah pembersihan dan pewarnaan bulu	1.5	5.2	-0.5	-0.9	5.6	2.0
152	Pembuatan kasut	7.6	6.5	5.9	9.6	11.8	3.6
	15201 Pembuatan kasut kulit &						
	15203 Pembuatan kasut getah Industri lain	9.1	2.8	6.9	12.0	14.8	3.8
		3.7	16.2	3.5	4.0	4.7	2.8
161/16100	Pengilangan dan pengetaman kayu	-5.0	1.1	-1.5	-0.5	-7.0	-10.4

2023		2022		2023		Group Description/Period
Q1	Q2	Q3	Q4	(Jan. - Dis.)	(Jan. - Dis.)	
17.2	22.0	21.7	11.6	1.8	17.9	Processing and preserving of meat
6.0	6.6	7.8	3.6	-1.7	6.0	Processing and preserving of fish, crustaceans and molluscs
8.3	8.7	10.7	2.2	-3.0	7.4	Canning of fish, crustaceans and molluscs
-3.0	-1.7	-3.1	9.2	3.6	0.3	Processing, curing and preserving of fish, crustacean and molluscs
18.5	23.8	16.8	12.6	8.8	17.9	Processing and preserving of fruits and vegetable
56.6	54.8	29.4	20.9	-25.2	39.3	Pineapple canning
16.4	22.0	15.9	12.0	12.0	16.6	Manufacture of jams, marmalades and table jellies
8.5	7.8	7.8	7.5	6.6	7.9	Other industry
5.5	1.9	-6.1	-1.2	6.9	-0.1	Manufacture of vegetable and animal oils and fats
11.5	11.2	34.0	36.3	-2.9	22.9	Manufacture of crude and refined vegetable oil
8.7	8.2	8.1	7.3	7.0	8.1	Manufacture of compound cooking fats
1.8	2.3	3.6	13.9	8.9	5.3	Manufacture of coconut oil
2.3	2.8	1.9	13.6	10.0	5.1	Other industry
-1.6	-1.7	18.4	16.3	0.8	7.4	Manufacture of dairy products
2.7	6.1	3.4	3.3	1.0	3.9	Manufacture of condensed, powdered and evaporated milk
6.0	5.5	4.2	0.03	1.3	3.9	Other industry
-0.7	7.1	3.2	8.0	0.7	4.4	Manufacture of grain mill products, starches and starch products
1.7	3.2	-0.8	-4.3	0.6	-0.1	Rice milling
8.2	5.3	8.5	9.3	9.8	7.9	Flour milling
12.6	10.9	16.8	16.8	17.0	14.3	Other industry
9.1	6.5	6.5	5.1	-0.1	6.7	Manufacture of other food products
12.3	3.0	6.0	10.3	13.5	7.9	Manufacture of biscuits and cookies
-22.0	-17.3	-10.9	5.6	7.3	-11.9	Manufacture of bread, cakes and other bakery products
-4.8	3.9	12.2	8.9	13.2	4.9	Manufacture of snack products
2.4	-7.1	1.1	7.4	15.6	1.0	Manufacture of sugar
9.1	12.3	18.8	24.8	1.6	16.3	Manufacture of cocoa products
18.9	15.8	19.0	15.2	26.4	17.2	Manufacture of chocolate and chocolate products
6.4	2.7	4.3	3.8	10.3	4.3	Manufacture of sugar confectionery
7.2	6.4	8.1	8.4	1.5	7.6	Manufacture of sauces and condiments
6.9	8.3	8.5	7.2	4.8	7.7	Manufacture of other food products n.e.c.
11.9	12.6	8.8	5.1	9.0	9.4	Other industry
-5.5	-2.1	5.2	8.4	-0.8	1.4	Manufacture of prepared animal feeds
3.3	1.8	18.0	28.2	-15.2	12.9	Manufacture of beverages
4.5	8.5	5.2	1.7	2.6	4.8	Manufacture of soft drinks
-4.4	-2.1	-0.3	-3.0	7.8	-2.5	Production of natural mineral waters and other bottled waters
-4.9	1.5	4.7	0.1	7.2	0.3	Other industry
-3.6	-9.8	-12.0	-10.1	9.5	-8.9	Manufacture of tobacco products
-1.0	-3.8	10.8	0.03	1.5	1.4	Spinning, weaving and finishing of textiles
12.3	16.9	12.8	10.8	-2.9	13.1	Preparation and spinning of textile fibres
-5.4	10.6	6.3	2.3	-12.6	3.3	Weaving of textiles
20.5	19.6	15.5	14.5	2.0	17.5	Dyeing, bleaching, printing and finishing of yarns and fabrics
6.0	8.5	5.6	3.4	5.9	5.8	Other industry
7.7	9.2	5.2	3.4	3.2	6.3	Manufacture of other textiles
2.7	7.0	6.4	3.4	12.1	4.8	Manufacture of knitted and crocheted fabrics
-5.5	-7.2	1.5	5.5	1.9	-1.6	Other industry
4.3	8.4	5.1	3.1	1.5	5.2	Manufacture of wearing apparel, except fur
6.0	6.1	6.9	7.1	7.6	6.5	Manufacture of clothings
5.8	4.6	2.0	-1.1	9.1	2.8	Other industry
6.6	9.9	19.9	29.0	3.7	16.2	Manufacture of articles of fur, knitted and crocheted apparel
-2.2	-1.6	3.7	4.7	-5.0	1.1	Tanning and dressing of leather; manufacture of luggage, handbags, saddlery and harness; dressing and dyeing of fur
						Manufacture of footwear
						Manufacture of leather footwear
						Manufacture of rubber footwear
						Other industry
						Sawmilling and planing of wood

Jadual **1.6b** : Gaji dan Upah yang Dibayar Sektor Pembuatan Mengikut Kumpulan: Perubahan Peratusan Tahunan (samb.)
 Table : *Salaries and Wages Paid of Manufacturing Sector by Group: Annual Percentage Change (cont.)*

Kod Kumpulan Group code	Keterangan Kumpulan/Tempoh	2022											
		Jan.	Feb.	Mac	Apr.	Mei	Jun	Jul.	Ogo.	Sep.	Okt.	Nov.	Dis.
101	Pemprosesan dan pengawetan daging	4.6	-1.0	-4.8	-4.1	-1.3	-1.1	0.01	1.4	1.6	3.3	3.5	17.7
102	Pemprosesan dan pengawetan ikan, krustasea dan moluska	-4.9	-4.4	-5.9	-4.5	-5.0	-3.3	-3.0	-0.1	-0.1	3.7	4.9	2.9
	10201 Pengetinan ikan, krustasea dan moluska &												
	10202 Pemprosesan dan pengawetan ikan, krustasea dan moluska Industri lain	-6.2	-5.8	-7.9	-6.4	-7.7	-5.0	-4.7	-1.3	-2.4	2.8	5.5	4.7
		0.4	1.5	2.9	3.5	7.1	4.5	4.2	4.5	9.6	7.3	2.3	-4.5
103	Pemprosesan dan pengawetan buah-buahan dan sayur - sayuran	2.1	3.5	3.7	3.7	6.3	6.1	7.3	14.6	13.9	15.6	16.3	14.9
	10303 Pengetinan nanas &												
	10304 Pembuatan jem, marmalad dan sajian jeli Industri lain	-51.1	-45.6	-43.8	-44.7	-41.5	-39.7	-36.8	24.4	21.3	21.3	27.3	24.7
		8.4	9.5	8.8	8.9	11.7	11.4	12.4	14.1	13.5	15.3	15.7	14.3
104	Pembuatan minyak dan lemak daripada sayuran dan haiwan	6.4	6.5	4.5	2.9	4.9	8.0	5.4	12.4	4.8	6.2	6.8	10.9
	10404 Pembuatan minyak sayuran mentah dan bertapis &												
	10406 Pembuatan sebatian lemak masakan	3.0	3.5	3.1	3.6	7.1	11.1	14.5	8.4	7.3	5.5	7.9	7.7
	10405 Pembuatan minyak kelapa Industri lain	-15.6	-14.0	-16.3	-13.6	-12.6	11.3	11.1	12.3	5.3	5.2	4.7	6.4
		7.7	7.7	5.6	3.6	5.5	7.6	4.5	12.8	4.6	6.3	6.8	11.3
105	Pembuatan produk tenusu	11.7	12.2	10.4	11.3	12.6	9.0	9.0	8.7	7.9	4.5	9.8	-0.3
	10502 Pembuatan susu pekat, tepung dan sejat Industri lain	12.6	13.4	11.4	12.6	14.3	9.9	10.2	10.3	10.0	5.2	11.1	-0.3
		5.2	3.1	3.3	2.5	1.2	3.3	-0.2	-3.1	-6.8	-0.5	0.4	0.2
106	Pembuatan produk bijian, kanji dan produk berkanji	1.7	-0.2	0.6	3.9	0.3	1.5	1.8	5.6	-2.6	-2.1	0.2	1.2
	10611 Pengilangan beras	3.7	1.9	2.1	3.7	1.1	5.0	2.2	3.4	-3.4	-3.1	-1.1	0.7
	10613 Pengilangan tepung Industri lain	-0.3	-2.6	-0.6	4.9	0.3	-0.4	2.6	8.6	-2.6	-2.1	0.8	0.5
		0.4	1.4	-1.7	-0.6	-4.6	-8.7	-6.3	2.0	3.6	5.7	6.8	10.5
107	Pembuatan produk makanan lain	8.3	7.3	9.9	7.1	8.4	13.1	11.4	11.4	8.7	8.4	9.2	13.7
	10711 Pembuatan biskut dan cookies	17.6	16.0	17.5	20.6	22.9	26.4	19.3	19.5	15.5	10.9	9.8	11.6
	10712 Pembuatan roti, kek dan produk bakeri lain	-1.6	-5.2	-4.8	-3.3	-2.2	0.2	-1.0	-0.9	5.7	1.4	1.5	8.4
	10713 Pembuatan produk snek	13.4	7.8	8.2	6.4	8.6	16.9	18.1	16.3	15.3	15.2	19.3	16.4
	10721 Pembuatan gula	4.4	19.2	25.3	12.6	16.9	12.4	6.8	9.7	6.1	13.5	-7.2	-26.5
	10731 Pembuatan produk koko	35.0	20.3	28.6	6.6	10.9	11.3	12.4	12.5	6.5	7.6	10.2	3.6
	10732 Pembuatan coklat dan produk coklat &												
	10733 Pembuatan konfeksi gula	10.0	12.6	21.0	10.7	11.7	17.9	19.0	19.5	11.3	12.1	12.4	28.5
	10793 Pembuatan sos dan bahan perasa	4.1	3.1	8.6	2.6	4.3	15.1	12.7	4.5	-14.4	-8.3	-10.0	4.7
	10799 Pembuatan produk makanan lain t.t.t.l. Industri lain	22.6	23.5	25.1	17.8	18.1	28.4	23.8	29.6	32.6	33.5	34.5	26.8
		7.4	7.8	9.8	8.4	9.8	12.4	11.5	12.4	8.4	8.5	11.9	15.6
108/10800	Pembuatan makanan haiwan tersedia	2.1	1.7	1.5	1.1	1.7	2.1	-3.2	3.2	1.7	1.4	1.5	3.5
110	Pembuatan minuman ringan	-0.04	2.0	1.2	2.5	5.6	8.9	8.8	7.0	4.8	5.1	4.7	7.5
	11041 Pembuatan minuman ringan	2.5	4.7	7.6	9.3	9.6	11.5	10.2	12.3	9.5	9.2	9.7	12.5
	11042 Pengeluaran air mineral semulajadi dan minuman lain yang dibotolkan Industri lain	2.4	2.9	-2.6	-3.8	-1.1	1.7	4.5	-2.0	-1.8	-1.2	-4.4	-3.2
		-26.1	-21.9	-32.2	-29.3	-9.6	10.7	11.3	-9.2	-16.2	-13.0	-14.1	-7.8
120/12000	Pembuatan produk tembakau	1.3	0.9	0.3	0.5	0.2	4.8	4.9	4.6	2.3	2.6	4.4	4.6
131	Pemintalan, penenunan dan penyiapan tekstil	6.0	6.4	7.5	5.8	5.6	9.9	9.1	12.7	14.1	9.7	4.9	2.7
	13110 Penyediaan dan pemintalan gentian tekstil &												
	13120 Penenunan tekstil	3.5	5.4	7.5	4.4	1.7	6.1	4.7	14.6	16.1	11.3	7.0	6.0
	13132 Pewarnaan, pelunturan, percetakan dan penyiapan akhir benang dan fabrik Industri lain	12.5	9.3	8.2	9.4	15.5	18.6	18.7	10.6	11.3	7.4	0.8	-3.4
		-0.1	0.0	-0.7	1.2	2.5	15.6	28.7	-8.3	-5.2	-1.6	0.4	-4.8
139	Pembuatan tekstil lain	-1.2	-2.5	-5.9	-4.6	-4.7	-2.2	-0.8	-4.5	-3.2	-3.2	-0.5	-1.5
	13910 Pembuatan fabrik dikait dan dikrusye Industri lain	-1.3	-1.0	-9.8	-10.5	-15.5	-15.8	-15.1	-18.4	-17.0	-17.5	-12.1	-14.5
		-1.2	-3.3	-4.0	-1.8	0.8	5.1	6.7	2.8	4.0	4.5	5.8	5.5
141	Pembuatan pakaian, kecuali pakaian berbulu	3.3	4.2	4.1	2.9	2.4	13.2	6.5	6.2	9.5	9.2	5.8	5.9
	14102 Pembuatan pakaian Industri lain	1.8	2.7	2.7	1.1	-1.3	12.1	0.6	-0.2	3.8	4.1	4.2	7.3
		6.5	7.2	7.0	6.7	10.7	15.5	21.0	22.1	23.6	21.5	9.4	2.7
142 & 143	Pembuatan artikel daripada kulit bulu dan pakaian yang dikait dan dikrusye	-1.1	-6.9	-3.6	-4.1	2.2	10.5	8.5	13.7	9.1	10.4	-4.2	-5.4
151 (15110 & 15120)	Penyamakan dan pembersihan kulit, pembuatan bagasi, beg tangan, pelana dan abah-abah pembersihan dan pewarnaan bulu	1.9	-1.3	-2.1	-2.7	-2.2	2.5	6.8	6.4	3.9	0.8	0.6	4.6
152	Pembuatan kasut	3.4	7.4	7.1	6.9	8.8	13.6	14.6	10.0	11.1	4.3	3.0	3.4
	15201 Pembuatan kasut kulit &												
	15203 Pembuatan kasut getah Industri lain	3.7	9.0	8.3	8.2	11.9	16.4	18.9	11.5	14.5	4.5	2.6	4.4
		2.7	3.5	4.1	3.9	1.4	6.9	4.8	6.5	3.0	3.9	4.0	0.6
161/16100	Pengilangan dan pengetaman kayu	-1.3	-1.8	-1.5	-2.3	-1.7	2.6	-5.4	-5.7	-9.6	-9.9	-10.3	-11.1

2023												Group Description/Period
Jan.	Feb.	Mar.	Apr.	Mei	Jun	Jul.	Ogo.	Sep.	Okt.	Nov.	Dis.	
16.1	17.3	18.5	20.9	21.0	24.0	20.0	20.7	24.3	24.2	13.6	-0.4	Processing and preserving of meat
3.6	7.2	7.3	4.6	7.4	7.9	7.6	7.5	8.3	3.9	2.6	4.3	Processing and preserving of fish, crustaceans and molluscs
												<i>Canning of fish, crustaceans and molluscs</i>
5.7	8.8	10.4	6.5	10.5	9.1	11.2	10.6	10.4	4.3	0.7	1.8	<i>Processing, curing and preserving of fish, crustacean and molluscs</i>
-5.0	0.9	-4.7	-2.9	-4.5	2.6	-5.9	-3.6	0.3	2.2	10.6	15.5	<i>Other industry</i>
15.3	19.7	20.6	25.0	23.2	23.4	20.0	14.7	15.6	14.5	13.0	10.2	Processing and preserving of fruits and vegetable
												<i>Pineapple canning</i>
48.8	50.8	70.3	69.3	55.1	42.3	32.9	28.7	26.6	22.1	22.6	18.2	<i>Manufacture of jams, marmalades and table jellies</i>
13.5	17.8	17.8	22.6	21.3	22.2	19.1	13.8	14.9	14.0	12.4	9.7	<i>Other industry</i>
9.8	8.5	7.3	9.2	8.4	6.0	6.8	7.7	9.1	9.1	7.9	5.7	Manufacture of vegetable and animal oils and fats
												<i>Manufacture of crude and refined vegetable oil</i>
6.8	5.1	4.7	4.7	1.4	-0.2	-11.2	-5.5	-1.4	0.8	-2.6	-1.9	<i>Manufacture of compound cooking fats</i>
14.0	10.5	10.2	11.6	11.3	10.7	32.9	32.9	36.2	39.0	36.8	33.1	<i>Manufacture of coconut oil</i>
10.0	8.7	7.4	9.5	8.9	6.3	7.4	7.9	9.0	8.8	7.8	5.5	<i>Other industry</i>
-0.3	4.1	1.6	0.6	-1.1	7.8	-0.8	3.5	8.3	9.3	8.4	24.0	Manufacture of dairy products
-0.2	4.9	2.1	1.7	-1.4	8.6	-2.6	1.8	6.4	8.3	6.7	25.9	<i>Manufacture of condensed, powdered and evaporated milk</i>
-0.7	-2.2	-1.8	-7.7	1.0	1.8	14.0	17.5	24.0	17.1	21.6	10.3	<i>Other industry</i>
0.5	4.4	3.2	4.3	4.4	9.5	3.9	0.6	5.8	4.6	1.7	3.4	Manufacture of grain mill products, starches and starch products
-0.5	9.2	9.5	5.6	6.6	4.4	6.9	2.1	3.5	2.7	-0.8	-1.9	<i>Rice milling</i>
0.1	0.3	-2.5	3.5	2.6	15.4	1.2	-0.9	9.8	8.2	5.8	9.9	<i>Flour milling</i>
10.5	-2.6	-3.2	1.2	1.5	7.1	0.5	-0.01	-2.8	-4.5	-6.2	-2.4	<i>Other industry</i>
10.8	9.3	4.7	5.7	6.3	3.9	7.4	8.7	9.5	10.0	8.5	9.4	Manufacture of other food products
12.6	15.1	10.2	11.1	12.6	9.1	18.5	15.6	16.4	16.9	16.0	17.5	<i>Manufacture of biscuits and cookies</i>
12.6	9.4	5.4	8.0	6.7	4.8	10.2	8.7	1.1	4.1	4.6	6.5	<i>Manufacture of bread, cakes and other bakery products</i>
6.2	19.1	12.4	7.3	2.9	-0.8	3.2	6.2	8.7	10.9	9.4	10.6	<i>Manufacture of snack products</i>
-15.6	-17.9	-31.4	-19.9	-15.6	-16.6	-13.5	-10.7	-8.4	-9.1	-1.1	34.2	<i>Manufacture of sugar</i>
-8.9	2.8	-7.6	-2.6	9.3	6.5	15.2	11.3	10.2	8.7	7.5	10.5	<i>Manufacture of cocoa products</i>
												<i>Manufacture of chocolate and chocolate products</i>
8.4	6.3	-6.4	-5.8	-6.2	-9.2	-5.2	-0.1	8.7	10.4	11.0	1.8	<i>Manufacture of sugar confectionery</i>
5.3	3.6	18.0	17.2	10.6	9.2	11.2	19.3	25.8	24.6	24.4	25.3	<i>Manufacture of sauces and condiments</i>
29.2	15.3	12.4	11.6	19.4	16.3	17.2	19.4	20.4	17.3	11.1	17.3	<i>Manufacture of other food products n.e.c.</i>
8.9	8.7	1.7	2.5	3.9	1.7	2.5	3.6	6.7	6.4	3.2	1.9	<i>Other industry</i>
3.3	11.7	6.6	5.0	8.2	6.1	8.3	6.7	9.3	10.9	14.2	1.7	Manufacture of prepared animal feeds
7.9	4.0	9.0	7.8	8.4	8.7	9.2	7.9	8.4	8.8	8.4	4.7	Manufacture of beverages
13.5	8.2	14.1	12.1	12.3	13.3	13.6	7.0	6.1	6.5	6.9	2.4	<i>Manufacture of soft drinks</i>
-5.8	-7.6	-3.0	-2.2	-2.3	-1.9	-1.8	7.6	9.8	10.6	7.9	6.9	<i>Production of natural mineral waters and other bottled waters</i>
3.3	3.6	2.9	0.5	6.2	-1.0	3.7	18.8	31.2	29.0	29.5	26.4	<i>Other industry</i>
3.8	4.1	5.6	9.7	8.3	7.6	5.3	5.1	5.2	4.0	1.1	0.5	Manufacture of tobacco products
-1.2	-7.4	-4.6	-2.5	-1.5	-2.4	-0.6	1.2	-1.4	-3.0	-2.6	-3.3	Spinning, weaving and finishing of textiles
												<i>Preparation and spinning of textile fibres</i>
0.7	-10.6	-4.8	-0.1	2.7	1.8	6.6	6.9	0.7	-0.9	-0.1	1.1	<i>Weaving of textiles</i>
-4.6	-1.2	-4.9	-7.0	-10.1	-12.0	-17.0	-11.8	-7.1	-8.7	-8.5	-13.0	<i>Dyeing, bleaching, printing and finishing of yarns and fabrics</i>
-10.0	4.0	3.2	-10.4	-7.8	7.5	12.3	12.4	7.9	4.6	-2.2	-2.3	<i>Other industry</i>
9.9	11.5	15.6	17.1	16.8	16.7	12.8	12.8	12.9	12.8	9.5	10.1	Manufacture of other textiles
-7.3	-7.7	-0.9	10.6	9.6	11.6	5.1	6.8	7.2	6.4	0.5	0.1	<i>Manufacture of knitted and crocheted fabrics</i>
18.0	20.9	22.8	19.9	20.0	18.9	16.0	15.3	15.2	15.6	13.5	14.5	<i>Other industry</i>
6.1	5.7	6.3	8.0	7.1	10.5	6.0	4.9	5.9	5.7	4.0	1.0	Manufacture of wearing apparel, except fur
8.2	7.6	7.3	10.2	7.6	9.9	6.3	4.6	4.7	4.6	4.9	1.2	<i>Manufacture of clothings</i>
1.8	2.0	4.2	3.8	6.1	11.6	5.3	5.6	8.4	8.0	2.1	0.4	<i>Other industry</i>
-8.4	-3.3	-4.3	-3.2	-8.8	-9.4	-7.3	6.1	6.8	6.5	8.1	2.1	Manufacture of articles of fur, knitted and crocheted apparel
												<i>Tanning and dressing of leather; manufacture of luggage, handbags, saddlery and harness; dressing and dyeing of fur</i>
3.0	4.1	6.0	8.4	8.2	8.6	11.8	1.8	2.2	4.3	0.7	4.3	
5.0	7.0	6.1	3.5	6.4	8.4	8.4	5.9	6.5	7.2	8.9	5.2	Manufacture of footwear
												<i>Manufacture of leather footwear</i>
4.4	6.7	6.3	3.3	4.3	6.3	4.9	0.6	0.6	1.1	0.9	-5.2	<i>Manufacture of rubber footwear</i>
6.5	7.8	5.6	4.0	12.1	14.0	17.4	19.8	22.3	23.1	29.4	34.4	<i>Other industry</i>
-3.5	-2.5	-0.5	-1.5	-1.0	-2.3	4.6	3.5	2.8	5.3	5.6	3.1	Sawmilling and planning of wood

Jadual Table **1.6b** : Gaji dan Upah yang Dibayar Sektor Pembuatan Mengikut Kumpulan: Perubahan Peratusan Tahunan
 : Salaries and Wages Paid of Manufacturing Sector by Group: Annual Percentage Change

Kod Kumpulan Group code	Keterangan Kumpulan/Tempoh	2022					
		2022	2023	Q1	Q2	Q3	Q4
162	Pembuatan produk daripada kayu, gabus, jerami dan bahan jalinan lain	7.9	5.8	10.2	10.7	7.4	3.7
16211	Pembuatan kepingan venier dan papan lapis	7.9	3.4	12.1	11.8	7.3	1.8
16212	Pembuatan papan partikel dan papan gentian	19.0	8.0	28.5	25.0	19.1	5.9
16221	Pertukangan kayu untuk jurubina	5.3	11.6	3.5	4.0	4.8	8.7
	Industri lain	2.5	3.6	0.8	5.6	1.8	1.8
170	Pembuatan kertas dan produk kertas	4.1	2.3	3.7	2.9	5.1	4.6
17010	Pembuatan pulpa, kertas dan kertas tebal	12.1	-20.6	16.4	17.1	14.2	2.1
17020	Pembuatan kertas gelugur dan kertas tebal dan bekas daripada kertas dan kertas tebal	3.9	9.5	-0.1	-0.1	7.7	8.2
17091	Pembuatan sampul surat dan kad surat	-8.9	-1.6	-6.2	-11.4	-10.2	-7.7
17092	Pembuatan kertas kegunaan rumah dan pembersih peribadi	8.3	6.0	13.0	6.0	6.3	7.9
17093	Pembuatan kertas bergam atau pelekat yang berjalur atau bergulung dan label dan kertas dinding	-12.4	-8.1	-11.7	-9.2	-15.6	-12.9
	Industri lain	14.3	11.7	14.1	11.5	15.1	16.6
181 & 182	Percetakan, aktiviti perkhidmatan berkaitan percetakan dan penerbitan semula media rakaman	4.2	6.3	1.3	1.9	6.9	6.8
18110	Percetakan	4.7	6.4	1.7	2.5	7.4	7.5
18120	Aktiviti perkhidmatan berkaitan percetakan &						
18200	Penerbitan semula media rakaman	1.2	5.2	-0.6	-1.5	4.1	3.2
192 (19201 & 19202)	Pembuatan produk petroleum bertapis	1.6	5.9	1.9	1.9	2.1	0.7
201	Pembuatan kimia asas, baja dan sebatian nitrogen, plastik dan getah sintetik dalam bentuk primer	4.7	0.5	4.7	5.4	2.6	6.1
20111	Pembuatan gas perindustrian atau perubatan bukan organik dalam bentuk cecair atau mampat	31.2	21.3	32.9	31.4	34.3	26.3
20112	Pembuatan kimia organik asas &						
20113	Pembuatan sebatian bukan organik	7.0	-2.5	7.8	7.7	4.0	8.6
20121	Pembuatan baja &						
20129	Pembuatan produk campuran nitrogen	-9.5	-7.6	-10.5	-12.1	-13.3	-1.2
20131	Pembuatan plastik dalam bentuk primer	-2.3	3.5	-2.3	0.7	-4.4	-3.3
	Industri lain	15.0	-9.0	9.9	12.0	19.1	19.1
202 & 203	Pembuatan produk kimia lain dan serat buatan manusia	0.4	3.2	-1.9	-1.0	4.5	0.5
20210	Pembuatan racun perosak dan produk agrokimia lain	7.7	17.4	6.3	9.2	2.8	12.8
20221	Pembuatan cat, varnis dan penyadur dan mastik	6.2	16.1	8.1	4.3	4.6	7.6
20222	Pembuatan dakwat cetak	-15.5	-10.3	-20.7	-15.9	-11.8	-12.3
20231	Pembuatan sabun dan bahan pencuci, penyediaan membersihkan dan mengilap &						
20232	Pembuatan pewangi dan penyediaan dandanan diri	-6.4	6.2	-9.9	-10.6	-3.0	-1.4
20291	Pembuatan plat fotografi, filem, sensitized paper dan other sensitized unexposed materials &						
20292	Pembuatan dakwat menulis dan melukis &						
20299	Pembuatan produk kimia lain t.t.t.l.	8.5	-4.8	8.1	9.1	18.3	0.2
	Industri lain	6.2	-12.7	3.2	7.2	10.4	4.2
210	Pembuatan produk farmaseutikal, kimia perubatan dan botani	10.0	1.9	8.8	8.6	10.3	11.8
21001	Pembuatan bahan aktif ubat-ubatan untuk digunakan oleh bidang farmakologi dalam pembuatan ubat-ubatan	9.6	-0.9	7.5	7.7	11.0	11.9
	Industri lain	11.3	13.1	14.3	12.4	8.0	11.4
221	Pembuatan produk getah	0.0	-1.4	2.1	0.2	-2.1	0.0
22111	Pembuatan tayar getah untuk kenderaan	8.0	25.7	1.7	3.4	12.3	14.1
22112	Pembuatan bunga tayar yang boleh ditukar ganti dan tayar celup	16.1	27.3	8.0	14.7	22.3	19.3
22191	Pembuatan produk lain daripada getah asli atau sintetik, tidak divulkan, divulkan atau dikeraskan &						
22193	Pengilangan semula getah dan prosesan susu getah	8.0	4.4	3.3	6.3	10.8	11.6
22192	Pembuatan sarung tangan getah	-3.5	-8.6	8.9	-2.1	-10.7	-6.4
22199	Pembuatan produk getah lain yang t.t.t.l.	-2.7	-4.0	-13.9	-1.5	7.0	-0.1
222	Pembuatan produk plastik	4.8	2.7	-0.3	2.2	9.1	8.6
22201	Pembuatan produk plastik separa siap &						
22202	Pembuatan produk plastik siap	3.3	0.9	-3.1	-0.3	6.5	10.4
22203	Pembuatan artikel plastik untuk pembungkusan barangan	16.0	19.5	7.8	10.7	19.4	26.2
22204	Pembuatan barangan plastik jurubina	5.4	17.5	-3.6	-0.3	15.2	12.4
22205	Pembuatan pinggan mangkuk, peralatan dapur dan barangan tandas daripada plastik	4.9	-2.3	4.6	5.4	8.5	1.3
22209	Pembuatan pelbagai produk plastik t.t.t.l.	-0.5	-6.8	-2.9	-1.2	5.2	-2.8
231 (23101 & 23102 & 23109)	Pembuatan kaca dan produk kaca	19.1	3.6	20.5	15.8	23.3	17.0

2023		2022		2023		Group Description/Period
Q1	Q2	Q3	Q4	(Jan. - Dis.)	(Jan. - Dis.)	
5.9	6.1	5.9	5.4	7.9	5.8	Manufacture of products of wood, cork, straw and plaiting materials
3.0	5.0	3.9	2.1	7.9	3.4	Manufacture of veneer sheets and plywood
8.2	2.0	8.3	13.8	19.0	8.0	Manufacture of particle board and fibreboard
14.3	14.8	12.2	5.4	5.3	11.6	Manufacture of builders' carpentry
1.9	1.5	2.1	8.8	2.5	3.6	Other industry
4.7	1.4	1.3	1.6	4.1	2.3	Manufacture of paper and paper products
-9.5	-26.6	-26.4	-19.8	12.1	-20.6	Manufacture of pulp, paper and paperboard
12.9	9.7	9.0	6.7	3.9	9.5	Manufacture of corrugated paper and paperboard and of containers of paper and paperboard
-1.7	-0.2	-5.1	0.8	-8.9	-1.6	Manufacture of envelopes and letter-card
10.9	4.2	1.9	6.5	8.3	6.0	Manufacture of household and personal hygiene paper
-13.5	-4.7	-3.5	-9.6	-12.4	-8.1	Manufacture of gummed or adhesive paper in strips or rolls and labels and wall paper
8.0	10.6	14.3	13.9	14.3	11.7	Other industry
4.8	7.3	7.8	5.2	4.2	6.3	Printing, service activities related to printing and reproduction of recorded media
5.1	7.3	7.7	5.7	4.7	6.4	Printing
2.8	7.8	8.1	2.5	1.2	5.2	Service activities related to printing
						Reproduction of recorded media
7.7	7.1	2.6	6.1	1.6	5.9	Manufacture of refined petroleum products
8.0	1.8	-4.3	-3.4	4.7	0.5	Manufacture of basic chemicals, fertilizer and nitrogen compounds, plastics and synthetic rubber in primary forms
23.0	12.5	20.1	29.4	31.2	21.3	Manufacture of liquefied or compressed inorganic industrial or medical gases
9.0	1.2	-10.7	-9.0	7.0	-2.5	Manufacture of basic organic chemicals
						Manufacture of inorganic compounds
						Manufacture of fertilizers
-6.8	-1.8	-7.7	-14.1	-9.5	-7.6	Manufacture of associated nitrogen products
6.4	2.1	3.3	2.4	-2.3	3.5	Manufacture of plastics in primary forms
9.0	-10.0	-18.0	-15.8	15.0	-9.0	Other industry
0.3	3.5	5.9	3.3	0.4	3.2	Manufacture of other chemical products and man-made fibres
6.8	22.6	20.1	20.6	7.7	17.4	Manufacture of pesticides and other agrochemical products
7.7	18.8	24.7	14.9	6.2	16.1	Manufacture of paints, varnishes and similar coatings ink and mastics
-13.1	-8.3	-7.2	-12.5	-15.5	-10.3	Manufacture of printing ink
2.9	10.7	10.7	1.5	-6.4	6.2	Manufacture of soap and detergents, cleaning and polishing preparations
						Manufacture of perfumes and toilet preparations
						Manufacture of photographic plates, films, sensitized paper and other sensitized unexposed materials
-4.0	-11.3	-5.1	0.7	8.5	-4.8	Manufacture of writing and drawing ink
						Manufacture of other chemical products n.e.c.
2.6	-4.7	-18.7	-30.3	6.2	-12.7	Other industry
4.6	0.7	0.9	1.9	10.0	1.9	Manufacture of pharmaceuticals, medicinal chemical and botanical products
3.9	-1.2	-2.8	-2.9	9.6	-0.9	Manufacture of medicinal active substances to be used for their pharmacological properties in the manufacture of medicaments
7.1	7.9	14.7	21.9	11.3	13.1	Other industry
0.5	-5.7	-1.2	1.1	-0.03	-1.4	Manufacture of rubber products
41.6	23.4	20.8	20.0	8.0	25.7	Manufacture of rubber tyres for vehicles
25.3	23.6	29.3	30.6	16.1	27.3	Manufacture of interchangeable tyre treads and retreading rubber tyres
6.3	3.4	0.4	7.7	8.0	4.4	Manufacture of other products of natural or synthetic rubber, unvulcanized, vulcanized or hardened
						Rubber remilling and latex processing
-8.2	-14.8	-7.0	-3.9	-3.5	-8.6	Manufacture of rubber gloves
-3.1	-5.4	-1.2	-6.4	-2.7	-4.0	Manufacture of other rubber products n.e.c.
8.0	2.3	-0.3	1.1	4.8	2.7	Manufacture of plastics products
						Manufacture of semi-manufactures of plastic products
14.0	1.7	-3.8	-6.7	3.3	0.9	Manufacture of finished plastic products
36.8	27.4	15.6	1.9	16.0	19.5	Manufacture of plastic articles for the packing of goods
16.9	25.8	15.9	11.4	5.4	17.5	Manufacture of builders' plastics ware
-1.7	-1.9	-4.1	-1.5	4.9	-2.3	Manufacture of plastic tableware, kitchenware and toilet articles
-13.7	-14.6	-7.6	9.6	-0.5	-6.8	Manufacture of diverse plastic products n.e.c.
9.5	6.4	3.1	-3.8	19.1	3.6	Manufacture of glass and glass products

Jadual Table **1.6b** : Gaji dan Upah yang Dibayar Sektor Pembuatan Mengikut Kumpulan: Perubahan Peratusan Tahunan (samb.)
: Salaries and Wages Paid of Manufacturing Sector by Group: Annual Percentage Change (cont.)

Kod Kumpulan Group code	Keterangan Kumpulan/Tempoh	2022											
		Jan.	Feb.	Mac	Apr.	Mei	Jun	Jul.	Ogo.	Sep.	Okt.	Nov.	Dis.
162	Pembuatan produk daripada kayu, gabus, jerami dan bahan jalinan lain	10.3	11.0	9.5	9.7	10.6	11.9	10.3	9.0	3.1	3.4	3.3	4.5
16211	Pembuatan kepingan venier dan papan lapis	12.8	12.5	10.9	11.2	11.8	12.3	10.5	10.9	1.2	0.9	3.4	1.2
16212	Pembuatan papan partikel dan papan gentian	26.7	29.7	29.0	32.6	20.6	22.4	24.6	21.7	11.5	9.6	2.3	6.0
16221	Pertukangan kayu untuk jurubina	4.8	3.7	2.1	0.3	4.6	7.5	6.3	4.3	3.9	6.8	5.2	14.0
	Industri lain	-1.0	2.4	1.3	1.8	6.9	8.1	4.0	-0.3	1.6	2.1	1.4	2.1
170	Pembuatan kertas dan produk kertas	4.0	5.9	1.3	1.2	3.0	4.4	6.1	5.8	3.5	3.3	2.7	7.7
17010	Pembuatan pulpa, kertas dan kertas tebal	17.6	17.3	14.3	15.2	15.8	20.3	16.0	17.2	9.6	6.2	0.2	0.1
17020	Pembuatan kertas gelugur dan kertas tebal dan bekas daripada kertas dan kertas tebal	4.9	0.6	-5.7	-0.6	-0.1	0.3	9.0	7.5	6.8	6.1	8.0	10.5
17091	Pembuatan sampul surat dan kad surat	2.4	-9.9	-10.5	-11.6	-11.4	-11.3	-11.1	-11.0	-8.4	-7.5	-9.6	-6.0
17092	Pembuatan kertas kegunaan rumah dan pembersih peribadi	-4.1	25.4	17.8	3.5	9.4	5.4	7.0	7.2	4.6	4.3	1.6	17.9
17093	Pembuatan kertas bergam atau pelekat yang berjalur atau bergulung dan label dan kertas dinding	-12.6	-10.3	-12.2	-13.0	-9.6	-4.6	-15.9	-14.3	-16.5	-13.2	-12.3	-13.2
	Industri lain	23.6	9.5	9.7	10.6	9.7	14.5	17.0	14.6	13.8	13.8	12.1	23.2
181 & 182	Percetakan, aktiviti perkhidmatan berkaitan percetakan dan penerbitan semua media rakaman	1.6	1.3	1.0	0.5	0.6	4.7	6.0	5.8	9.1	9.3	8.6	3.0
18110	Percetakan	1.5	1.8	1.9	1.5	1.1	5.1	6.2	6.1	10.2	10.5	8.9	3.6
18120	Aktiviti perkhidmatan berkaitan percetakan &	2.4	-1.0	-3.3	-4.7	-1.8	2.5	4.7	4.0	3.5	3.0	7.0	-0.2
18200	Penerbitan semua media rakaman												
192 (19201 & 19202)	Pembuatan produk petroleum bertapis	0.2	2.5	2.7	2.5	3.1	0.2	2.5	3.9	0.2	0.3	0.4	1.2
201	Pembuatan kimia asas, baja dan sebatian nitrogen, plastik dan getah sintetik dalam bentuk primer	4.2	4.4	5.6	6.1	8.6	2.0	3.7	2.3	1.7	5.6	7.2	5.4
20111	Pembuatan gas perindustrian atau perubatan bukan organik dalam bentuk cecair atau mampat	30.1	35.5	33.2	32.3	31.0	30.8	32.3	35.8	34.6	35.6	22.0	21.9
20112	Pembuatan kimia organik asas &	8.1	6.9	8.5	7.2	14.2	2.8	4.9	5.4	1.9	8.5	9.2	8.2
20113	Pembuatan sebatian bukan organik												
20121	Pembuatan baja &	-14.5	-8.4	-9.0	-10.9	-9.3	-16.0	-12.8	-18.5	-8.1	-5.7	1.3	0.7
20129	Pembuatan produk campuran nitrogen												
20131	Pembuatan plastik dalam bentuk primer	-3.0	-3.9	-0.3	3.2	0.2	-1.2	-1.8	-5.6	-5.8	-5.1	-0.1	-4.5
	Industri lain	10.2	9.8	9.7	10.8	11.4	14.0	24.0	16.7	16.8	17.1	20.0	20.4
202 & 203	Pembuatan produk kimia lain dan serat buatan manusia	-0.8	-2.1	-2.9	-0.7	-2.1	-0.2	5.9	6.3	1.3	-0.04	-1.2	2.6
20210	Pembuatan racun perosak dan produk agrokimia lain	2.8	2.5	13.2	19.4	4.8	3.4	2.3	-0.3	6.3	13.1	9.1	16.5
20221	Pembuatan cat, varnis dan penyadur dan mastik	2.8	12.2	10.4	6.8	0.1	6.0	3.3	7.6	3.2	5.3	4.7	12.3
20222	Pembuatan dakwat cetak	-17.6	-18.2	-25.8	-19.9	-13.5	-13.8	-12.8	-10.8	-11.7	-10.2	-13.6	-13.0
20231	Pembuatan sabun dan bahan pencuci, penyediaan pembersih dan mengilat &	-10.5	-9.0	-10.1	-8.9	-13.4	-9.6	-3.6	1.8	-6.8	-4.1	-2.7	2.0
20232	Pembuatan pewangi dan penyediaan dandanan diri												
20291	Pembuatan plat fotografi, filem, sensitized paper dan other sensitized unexposed materials &	14.6	5.2	4.9	5.7	11.2	10.4	24.9	18.3	11.9	1.1	-1.3	0.9
20292	Pembuatan dakwat menulis dan melukis &												
20299	Pembuatan produk kimia lain t.t.t.l.												
	Industri lain	2.3	3.6	3.8	7.6	5.8	8.2	11.9	9.4	9.8	8.0	2.2	2.5
210	Pembuatan produk farmaseutikal, kimia perubatan dan botani	10.5	7.8	8.2	8.3	8.5	9.1	9.9	10.0	11.0	11.7	12.3	11.6
21001	Pembuatan bahan aktif ubat-ubatan untuk digunakan oleh bidang farmakologi dalam pembuatan ubat-ubatan	9.6	5.8	7.2	7.5	8.3	7.4	11.3	10.1	11.5	12.3	11.2	12.2
	Industri lain	14.4	16.0	12.4	11.5	9.5	16.3	5.1	9.7	9.1	9.2	16.6	8.7
221	Pembuatan produk getah	0.6	3.5	2.2	3.9	2.5	-4.5	-2.8	-2.3	-1.1	-1.5	4.8	-3.0
22111	Pembuatan tayar getah untuk kenderaan	2.1	1.8	1.1	0.3	3.2	6.5	6.6	16.5	14.1	12.8	17.8	11.6
22112	Pembuatan bunga tayar yang boleh ditukar ganti dan tayar celup	8.5	8.1	7.5	8.4	11.6	25.2	24.8	24.1	18.3	18.1	19.8	20.1
22191	Pembuatan produk lain daripada getah asli atau sintetik, tidak divulkan, divulkan atau dikeraskan &	3.1	3.4	3.5	5.9	4.0	8.9	9.3	11.4	11.6	10.8	15.6	8.8
22193	Pengilangan semula getah dan prosesan susu getah												
22192	Pembuatan sarung tangan getah	6.6	10.8	9.5	10.3	1.5	-12.2	-10.2	-12.3	-9.6	-9.7	0.1	-9.2
22199	Pembuatan produk getah lain yang t.t.t.l.	-15.6	-11.6	-14.5	-10.6	2.4	5.8	5.8	10.0	5.3	4.6	1.0	-5.4
222	Pembuatan produk plastik	0.3	-1.2	0.1	0.5	1.0	5.2	9.3	9.2	8.7	7.7	6.7	11.3
22201	Pembuatan produk plastik separa siap &	-2.0	-5.2	-2.2	-2.1	-0.6	1.9	7.9	6.4	5.3	6.6	5.8	19.1
22202	Pembuatan produk plastik siap												
22203	Pembuatan artikel plastik untuk pembungkusan barangan	7.6	6.9	8.6	9.1	10.4	12.6	19.3	19.8	19.2	25.6	25.8	27.1
22204	Pembuatan barangan plastik jurubina	-2.6	-4.3	-3.9	-2.6	-1.2	3.4	14.1	17.6	13.9	14.2	9.6	13.4
22205	Pembuatan pinggan mangkuk, peralatan dapur dan barangan tandas daripada plastik	4.3	4.9	4.6	5.3	2.6	8.5	13.2	6.6	6.0	2.6	2.0	-0.6
22209	Pembuatan pelbagai produk plastik t.t.t.l.	-2.3	-2.7	-3.8	-3.1	-3.5	3.1	3.6	5.6	6.3	-1.3	-3.4	-3.6
231 (23101 & 23102 & 23109)	Pembuatan kaca dan produk kaca	25.5	18.3	17.8	14.6	17.2	15.5	21.4	28.7	20.4	15.9	18.6	16.5

2023												Group Description/Period
Jan.	Feb.	Mac	Apr.	Mei	Jun	Jul.	Ogo.	Sep.	Okt.	Nov.	Dis.	
4.1	7.2	6.5	6.3	6.1	5.8	5.6	6.4	5.8	5.9	6.1	4.3	Manufacture of products of wood, cork, straw and plaiting materials
0.4	4.6	3.9	5.4	5.6	4.1	5.9	3.6	2.1	2.9	2.9	0.5	Manufacture of veneer sheets and plywood
9.1	9.8	5.6	4.0	4.2	-2.2	4.3	10.5	10.1	11.5	15.9	14.0	Manufacture of particle board and fibreboard
14.2	14.4	14.2	14.6	12.6	17.2	10.2	13.6	12.8	9.2	9.7	-2.1	Manufacture of builders' carpentry
-2.3	3.4	4.9	0.6	0.7	3.3	-0.2	1.8	4.7	6.4	3.2	16.8	Other industry
4.1	5.0	4.9	1.8	1.7	0.8	0.7	1.1	2.1	3.2	1.3	0.5	Manufacture of paper and paper products
-14.5	-4.3	-9.8	-15.4	-30.3	-33.3	-28.6	-26.5	-23.9	-21.4	-21.4	-16.3	Manufacture of pulp, paper and paperboard
10.2	14.3	14.4	9.0	10.8	9.2	11.0	7.6	8.6	9.9	6.2	4.2	Manufacture of corrugated paper and paperboard and of containers of paper and paperboard
-6.2	-1.2	2.6	2.9	-1.6	-1.9	-6.0	-5.4	-3.9	-1.1	2.8	0.8	Manufacture of envelopes and letter-card
20.0	6.2	8.3	-0.9	7.2	6.7	-4.0	4.7	5.2	7.3	6.8	5.6	Manufacture of household and personal hygiene paper
-12.3	-14.0	-14.3	-5.8	-4.4	-4.0	-0.5	-2.9	-7.0	-8.2	-9.9	-10.7	Manufacture of gummed or adhesive paper in strips or rolls and labels and wall paper
6.1	8.7	9.3	9.6	9.5	12.9	12.3	13.3	17.4	18.2	16.1	8.5	Other industry
5.1	4.5	4.7	6.6	8.2	7.1	7.4	8.0	7.9	5.5	4.7	5.4	Printing, service activities related to printing and reproduction of recorded media
5.3	5.1	5.0	7.3	8.0	6.5	7.3	7.8	8.1	5.3	5.6	6.2	Printing
4.0	1.3	3.1	3.0	9.6	10.8	8.2	8.8	7.1	6.8	0.1	0.9	Service activities related to printing
												Reproduction of recorded media
8.1	7.3	7.6	8.3	8.0	5.1	2.8	4.1	1.1	6.0	6.3	6.1	Manufacture of refined petroleum products
9.0	6.1	8.9	6.9	-0.5	-1.2	-3.1	-4.5	-5.4	-4.3	-3.4	-2.5	Manufacture of basic chemicals, fertilizer and nitrogen compounds, plastics and synthetic rubber in primary forms
7.6	26.9	34.2	12.3	15.6	9.8	21.1	16.2	23.0	24.9	32.3	31.3	Manufacture of liquefied or compressed inorganic industrial or medical gases
10.6	6.5	10.0	10.1	-3.5	-3.0	-7.7	-10.8	-13.6	-12.0	-8.2	-6.8	Manufacture of basic organic chemicals
6.4	-13.2	-11.8	-0.6	-2.2	-2.5	-7.7	-6.9	-8.5	-9.0	-12.6	-20.0	Manufacture of inorganic compounds
5.6	5.7	7.8	2.6	2.7	1.0	2.3	3.7	4.0	4.2	-0.4	3.4	Manufacture of fertilizers
20.5	6.0	1.2	0.6	-15.8	-14.7	-21.5	-17.3	-15.1	-14.3	-19.9	-13.5	Manufacture of associated nitrogen products
-0.9	2.7	-0.9	2.6	3.6	4.2	4.1	6.6	7.0	7.2	4.7	-1.2	Manufacture of other chemical products and man-made fibres
-1.5	10.5	11.2	10.0	26.3	33.5	25.9	19.6	14.9	22.0	17.3	22.7	Manufacture of pesticides and other agrochemical products
-3.5	22.3	5.6	14.1	21.8	20.9	16.8	30.8	26.5	21.6	17.1	7.3	Manufacture of paints, varnishes and similar coatings ink and mastics
-13.3	-13.7	-12.2	-12.6	-5.9	-6.1	-5.2	-7.4	-9.0	-11.4	-11.2	-14.6	Manufacture of printing ink
2.8	5.1	0.7	11.3	10.6	10.2	12.8	11.3	8.1	6.7	3.0	-3.9	Manufacture of soap and detergents, cleaning and polishing preparations
												Manufacture of perfumes and toilet preparations
0.2	-6.1	-6.2	-8.2	-13.0	-12.7	-11.2	-5.1	1.7	4.0	3.2	-4.1	Manufacture of photographic plates, films, sensitized paper and other sensitized unexposed materials
												Manufacture of writing and drawing ink
2.9	8.9	-4.1	-3.2	-4.6	-6.2	-0.2	-26.2	-30.0	-33.5	-28.4	-28.9	Manufacture of other chemical products n.e.c.
6.7	3.2	3.8	1.1	0.6	0.3	0.8	1.2	0.6	0.7	2.3	2.5	Manufacture of pharmaceuticals, medicinal chemical and botanical products
6.4	2.7	2.6	0.5	-2.2	-1.9	-2.6	-2.2	-3.7	-5.2	-2.3	-1.3	Manufacture of medicinal active substances to be used for their pharmacological properties in the manufacture of medicaments
7.7	5.1	8.5	3.3	11.6	8.8	13.4	13.6	17.1	25.5	20.1	20.2	Other industry
-3.7	2.4	3.0	-0.9	-6.2	-9.1	-3.7	-0.2	0.4	1.7	1.0	0.6	Manufacture of rubber products
44.6	58.7	24.3	41.2	17.6	14.2	22.2	19.9	20.4	20.4	19.6	20.1	Manufacture of rubber tyres for vehicles
17.5	28.2	29.8	22.2	26.1	22.4	27.6	29.9	30.4	28.2	30.7	33.1	Manufacture of interchangeable tyre treads and retreading rubber tyres
5.3	5.5	8.0	6.9	4.1	-0.7	2.0	-0.5	-0.1	8.6	7.8	6.7	Manufacture of other products of natural or synthetic rubber, unvulcanized, vulcanized or hardened
-14.9	-4.6	-4.8	-9.9	-15.9	-17.7	-12.6	-4.3	-3.8	-3.8	-4.7	-3.2	Rubber remilling and latex processing
-5.6	-7.6	4.2	-7.5	-3.6	-5.0	1.3	-2.8	-2.0	-3.8	-4.3	-11.0	Manufacture of rubber gloves
10.8	8.8	4.7	4.7	1.4	0.9	0.7	-1.1	-0.5	0.4	3.0	-0.1	Manufacture of plastics products
20.3	19.7	2.7	5.4	-1.6	1.5	-4.3	-4.5	-2.7	-4.7	-3.3	-11.7	Manufacture of semi-manufactures of plastic products
37.1	36.6	36.7	29.5	27.4	25.3	27.1	9.7	10.0	1.3	2.3	2.2	Manufacture of finished plastic products
13.2	18.3	19.2	18.5	29.1	30.1	27.1	9.9	10.7	10.9	10.9	12.4	Manufacture of plastic articles for the packing of goods
-1.1	-0.7	-3.2	-2.3	-2.1	-1.4	-5.4	-2.4	-4.6	-1.1	-1.8	-1.5	Manufacture of builders' plastics ware
-11.4	-15.4	-14.3	-12.5	-14.4	-16.8	-12.4	-5.3	-5.0	5.3	11.6	11.9	Manufacture of plastic tableware, kitchenware and toilet articles
												Manufacture of diverse plastic products n.e.c.
12.0	9.4	7.1	7.9	4.5	7.0	4.4	4.9	0.1	-1.4	-3.9	-5.8	Manufacture of glass and glass products

Jadual Table **1.6b** : Gaji dan Upah yang Dibayar Sektor Pembuatan Mengikut Kumpulan: Perubahan Peratusan Tahunan
 : *Salaries and Wages Paid of Manufacturing Sector by Group: Annual Percentage Change*

Kod Kumpulan Group code	Keterangan Kumpulan/Tempoh	2022					
		2022	2023	Q1	Q2	Q3	Q4
239	Pembuatan pengeluaran galian bukan logam t.t.t.l.	3.5	2.2	0.9	3.1	6.2	3.8
23911	Pembuatan mortar refraktori dan konkrit						
&							
23921	Pembuatan seramik bukan refraktori	-14.7	2.9	-21.8	-16.9	-14.3	-4.7
23930	Pembuatan produk porselin dan seramik lain	7.4	-14.1	5.0	11.4	10.9	2.6
23941	Pembuatan simen hidraulik	-3.3	5.6	-3.7	-8.8	-0.1	-0.1
23951	Pembuatan konkrit dan mortar siap bancuh dan bancuhan kering	7.5	-3.8	6.6	8.1	10.9	4.7
23952	Pembuatan konkrit pratuangan, simen atau artikel batu buatan yang digunakan dalam pembinaan;						
&							
23953	Pembuatan komponen struktur pasang siap untuk bangunan atau kejuruteraan awam dari simen, batu atau konkrit buatan	2.1	5.1	-0.8	2.0	4.8	2.5
&	Pembuatan artikel konkrit, simen dan plaster lain t.t.t.l.						
23959							
23990	Pembuatan produk mineral bukan logam lain t.t.t.l.	11.4	9.8	10.0	14.9	13.9	7.4
	Industri lain	12.0	-1.9	9.8	9.5	16.0	12.9
241 (24101 & 24102 & 24103 & 24104 & 24109)	Pembuatan besi dan keluli asas	7.2	1.2	7.0	11.5	8.2	2.5
242 (24201 & 24202 & 24209)	Pembuatan logam asas berharga dan logam bukan ferus lain	-1.9	5.1	2.6	-4.9	-1.8	-3.4
243	Pengacuan logam	0.4	-4.3	-0.2	-0.2	2.3	-0.5
251 & 252	Pembuatan produk struktur logam, tangki, takungan, penjana wap, senjata dan peluru	0.7	4.8	-2.8	1.7	2.1	1.9
25113	Pembuatan pintu, tingkap dan bingkai, penutup tingkap dan pintu pagar daripada logam	-4.4	5.9	-10.7	-5.0	-2.0	0.8
25119	Pembuatan produk struktur logam lain						
25120	Pembuatan tangki, takungan dan kontena daripada logam	9.3	3.5	14.6	15.1	7.3	1.7
	Industri lain	-1.0	4.0	-10.1	-4.3	4.8	7.5
259	Pembuatan lain-lain produk yang direka daripada logam; aktiviti perkhidmatan kerja logam	3.7	5.8	4.5	5.7	4.8	0.0
25910	Tempaan, tekanan, hentakan dan bentuk gelekkan logam; serbuk metalurgi	-1.8	-1.4	-0.02	-0.4	-2.6	-4.3
25920	Rawatan dan penyalutan logam; menggunakan mesin	1.3	-4.8	0.8	2.6	3.8	-1.6
25991	Pembuatan tin untuk produk makanan dan minuman, tiub dan kotak boleh dilipat	13.4	16.8	5.9	14.7	18.9	14.5
25992	Pembuatan kabel, plaited bands (jalur/pita berpintal) dan artikel seumpamanya daripada logam	14.2	10.2	21.6	22.3	14.6	1.3
&							
25993	Pembuatan bolt, skru, nat dan produk uliran seumpamanya						
25994	Pembuatan barangan rumah daripada logam	-7.2	0.3	-18.0	-10.7	2.8	-0.4
25999	Pembuatan produk lain yang direka daripada logam t.t.t.l.	5.0	5.7	2.8	5.6	7.1	4.6
	Industri lain	-29.1	13.4	-19.6	-29.6	-35.4	-32.8
261	Pembuatan komponen dan papan elektronik	3.5	0.4	4.6	2.7	4.3	2.3
26101	Pembuatan diod, transistor dan alatan semikonduktor yang seumpamanya						
&							
26102	Pembuatan litar elektronik bersepadu dengan pemasangan mikro	1.8	0.6	4.5	1.5	1.4	-0.1
26103	Pembuatan kapasitor dan perintang elektrik						
&							
26104	Pembuatan papan litar bercetak	7.2	0.3	5.9	5.3	10.7	7.2
&							
26105	Pembuatan komponen paparan						
26109	Pembuatan komponen lain untuk aplikasi elektronik	2.4	-0.9	-3.0	4.1	5.5	3.6
262 (26201 & 26202)	Pembuatan komputer dan kelengkapan peranti	5.7	3.1	3.0	10.1	5.5	4.6
263/ 26300	Pembuatan peralatan komunikasi	18.5	-0.7	27.4	14.5	17.3	16.0
264/ 26400	Pembuatan peralatan elektronik pengguna	17.7	-0.2	17.2	20.3	24.7	9.5
265	Pembuatan kelengkapan mengukur, menguji, memandu arah dan kawalan; jam tangan dan jam	44.8	21.3	27.4	45.4	53.7	51.6
26511	Pembuatan kelengkapan mengukur, menguji, memandu arah dan kawalan	48.2	22.4	28.4	49.5	57.7	56.0
&							
26512	Pembuatan kelengkapan kawalan proses perindustrian						
26520	Pembuatan jam tangan dan jam dan bahagiannya	11.3	6.8	17.4	7.0	14.2	7.1
266/ 26600	Pembuatan peralatan penyinaran, perubatan elektro dan elektroterapeutik	4.5	-1.2	10.0	-0.3	-0.6	9.9

2023		2022		2023		Group Description/Period
Q1	Q2	Q3	Q4	(Jan. - Dis.)	(Jan. - Dis.)	
0.1	0.1	2.7	5.8	3.5	2.2	Manufacture of non-metallic mineral products Manufacture of refractory mortars and concretes
1.1	2.9	3.3	4.2	-14.7	2.9	Manufacture of non-refractory ceramic
-15.2	-18.1	-12.5	-10.3	7.4	-14.1	Manufacture of other porcelain and ceramic products
5.1	7.1	6.9	3.2	-3.3	5.6	Manufacture of hydraulic cement
-3.4	-6.7	-5.2	-0.01	7.5	-3.8	Manufacture of ready-mix and dry-mix concrete and mortars
						Manufacture of precast concrete, cement or artificial stone articles for use in construction
0.9	3.3	6.5	9.7	2.1	5.1	Manufacture of prefabricated structural components for building or civil engineering of cement, concrete or artificial stone
6.1	6.5	11.2	15.0	11.4	9.8	Manufacture of other articles of concrete, cement and plaster n.e.c.
-1.0	-4.7	-2.9	0.9	12.0	-1.9	Manufacture of other non-metallic mineral products n.e.c. Other industry
1.5	0.7	1.9	0.5	7.2	1.2	Manufacture of basic iron and steel
7.9	7.9	3.1	1.6	-1.9	5.1	Manufacture of basic precious and other non-ferrous metals
-3.7	-2.0	-6.8	-4.9	0.4	-4.3	Casting of metals
4.1	6.0	6.2	2.9	0.7	4.8	Manufacture of structural metal products, tanks, reservoirs , steam generators , weapons and ammunition
5.7	9.2	9.3	-0.3	-4.4	5.9	Manufacture of metal doors, windows and their frames, shutters and gates
1.3	2.5	2.4	7.8	9.3	3.5	Manufacture of other structural metal products
6.0	3.5	5.2	1.6	-1.0	4.0	Manufacture of tanks, reservoirs and containers of metal
						Other industry
4.1	4.4	6.2	8.4	3.7	5.8	Manufacture of other fabricated metal products; metal working service activities
-5.0	-5.3	0.8	4.2	-1.8	-1.4	Forging, pressing, stamping and roll-forming of metal; powder metallurgy
-2.9	-4.7	-5.0	-6.6	1.3	-4.8	Treatment and coating of metals; machining
19.8	16.7	16.5	14.7	13.4	16.8	Manufacture of tins and cans for food products, collapsible tubes and boxes
						Manufacture of metal cable, plaited bands and similar articles
5.1	12.6	10.4	13.0	14.2	10.2	Manufacture of bolts, screws, nuts and similar threaded products
1.2	-5.3	-1.0	6.6	-7.2	0.3	Manufacture of metal household articles
10.3	2.3	3.2	6.9	5.0	5.7	Manufacture of any other fabricated metal products n.e.c.
-10.2	11.7	27.2	32.5	-29.1	13.4	Other industry
1.5	3.2	-1.2	-1.7	3.5	0.4	Manufacture of electronic components and boards
1.2	1.1	0.9	-0.8	1.8	0.6	Manufacture of diodes, transistors and similar semiconductor devices
						Manufacture of electronic integrated circuits micro assemblies
						Manufacture of electrical capacitors and resistors
2.3	7.9	-5.2	-3.6	7.2	0.3	Manufacture of printed circuit boards
						Manufacture of display components
-0.7	0.9	-4.3	0.3	2.4	-0.9	Manufacture of other components for electronic applications
0.9	0.9	4.7	5.9	5.7	3.1	Manufacture of computers and peripheral equipment
8.7	0.8	-4.8	-7.1	18.5	-0.7	Manufacture of communication equipment
-0.1	-4.9	-1.2	5.1	17.7	-0.2	Manufacture of consumer electronics
20.8	29.5	23.7	12.9	44.8	21.3	Manufacture of measuring, testing, navigating and control equipment; watches and clocks
22.2	31.3	24.6	13.5	48.2	22.4	Manufacture of measuring, testing, navigating and control equipment
6.6	6.1	11.3	3.1	11.3	6.8	Manufacture of industrial process control equipment
						Manufacture of watches and clocks and parts
7.2	4.3	-8.0	-7.8	4.5	-1.2	Manufacture of irradiation, electromedical and electrotherapeutic equipment

Jadual Table **1.6b** : Gaji dan Upah yang Dibayar Sektor Pembuatan Mengikut Kumpulan: Perubahan Peratusan Tahunan (samb.)
: Salaries and Wages Paid of Manufacturing Sector by Group: Annual Percentage Change (cont.)

Kod Kumpulan Group code	Keterangan Kumpulan/Tempoh	2022											
		Jan.	Feb.	Mac	Apr.	Mei	Jun	Jul.	Ogo.	Sep.	Okt.	Nov.	Dis.
239	Pembuatan pengeluaran galian bukan logam t.t.t.l.	0.6	1.0	1.1	1.2	0.9	7.5	7.4	5.7	5.4	5.5	3.0	2.9
23911	Pembuatan mortar refraktori dan konkrit &												
23921	Pembuatan seramik bukan refraktori	-26.6	-19.9	-18.7	-21.9	-15.2	-13.2	-11.8	-15.1	-15.9	-15.0	-1.0	3.2
23930	Pembuatan produk porselin dan seramik lain	-6.4	16.5	6.5	10.3	9.1	15.0	13.3	10.7	9.0	6.1	5.4	-3.5
23941	Pembuatan simen hidraulik	3.2	-4.3	-9.9	-12.7	-9.0	-4.5	2.0	-3.4	1.2	-1.7	-1.0	2.2
23951	Pembuatan konkrit dan mortar siap bancuh dan bancuhan kering	6.4	6.5	6.9	11.3	4.5	8.5	9.3	12.8	10.8	12.6	3.2	-1.0
23952	Pembuatan konkrit pratuangan, simen atau artikel batu buatan yang digunakan dalam pembinaan;												
23953	Pembuatan komponen struktur pasang siap untuk bangunan atau kejuruteraan awam dari simen, batu atau konkrit buatan &	1.1	-2.2	-1.2	-1.7	-1.7	10.0	6.8	3.7	3.8	4.1	-0.04	3.7
23959	Pembuatan artikel konkrit, simen dan plaster lain t.t.t.l.												
23990	Pembuatan produk mineral bukan logam lain t.t.t.l. Industri lain	8.7	9.4	12.1	13.6	14.1	16.8	15.8	13.8	12.3	12.4	8.1	2.8
		8.5	10.4	10.6	8.6	6.9	13.4	17.5	15.8	14.8	14.6	13.1	11.0
241 (24101 & 24102 & 24103 & 24104 & 24109)	Pembuatan besi dan keluli asas	5.9	6.6	8.5	10.2	11.9	12.4	11.9	9.8	3.4	3.5	2.0	2.0
242 (24201 & 24202 & 24209)	Pembuatan logam asas berharga dan logam bukan ferus lain	6.9	6.9	-5.7	-4.3	-5.8	-4.6	-2.4	0.7	-3.7	-4.4	-2.5	-3.3
243	Pengacuan logam	1.1	1.9	-3.3	-0.3	-1.1	1.0	5.8	1.6	-0.3	-1.4	-1.2	1.2
251 & 252	Pembuatan produk struktur logam, tangki, takungan, penjana wap, senjata dan peluru	-0.7	-3.3	-4.4	-1.4	0.4	6.4	2.5	3.2	0.8	0.3	2.4	2.9
25113	Pembuatan pintu, tingkap dan bingkai, penutup tingkap dan pintu pagar daripada logam &	-10.0	-10.6	-11.6	-8.6	-6.6	0.9	-1.8	-3.6	-0.6	-1.6	1.2	2.8
25119	Pembuatan produk struktur logam lain												
25120	Pembuatan tangki, takungan dan kontena daripada logam Industri lain	20.6	12.3	11.2	14.3	15.2	15.8	7.6	11.2	3.3	2.1	1.6	1.5
		-7.8	-10.6	-11.9	-9.0	-6.5	3.2	5.7	9.3	-0.5	3.3	10.7	8.4
259	Pembuatan lain-lain produk yang direka daripada logam; aktiviti perkhidmatan kerja logam	4.0	3.2	6.3	4.6	5.7	6.9	7.4	7.5	-0.1	0.04	-0.05	-0.07
25910	Tempaan, tekanan, hentakan dan bentuk gelekkan logam; serbuk metalurgi	-3.6	2.1	1.7	0.5	1.3	-3.0	-2.9	-1.1	-3.8	-4.4	-4.8	-3.8
25920	Rawatan dan penyalutan logam; menggunakan mesin	0.6	1.1	0.7	1.3	0.8	5.6	5.3	3.8	2.2	-0.4	-1.1	-3.1
25991	Pembuatan tin untuk produk makanan dan minuman, tiub dan kotak boleh dilipat	2.3	0.1	16.8	12.2	14.5	17.4	19.0	19.3	18.5	15.4	14.2	14.1
25992	Pembuatan kabel, plaited bands (jalur/pita berpintal) dan artikel seumpamanya daripada logam &	25.3	19.3	20.4	17.4	24.3	25.2	28.5	25.5	-4.2	-0.1	0.6	3.5
25993	Pembuatan bolt, skru, nat dan produk uliran seumpamanya												
25994	Pembuatan barangan rumah daripada logam	-13.4	-22.7	-17.6	-18.0	-13.8	1.3	3.2	3.0	2.3	-0.2	-0.9	-0.1
25999	Pembuatan produk lain yang direka daripada logam t.t.t.l. Industri lain	2.7	1.1	4.8	3.6	5.8	7.6	7.2	7.5	6.5	6.0	5.8	2.3
		-17.6	-22.3	-19.3	-16.5	-36.9	-35.6	-38.2	-34.2	-33.7	-33.9	-34.1	-30.6
261	Pembuatan komponen dan papan elektronik	6.0	3.2	4.7	4.0	3.2	1.0	3.1	3.5	6.2	3.7	1.6	1.8
26101	Pembuatan diod, transistor dan alatan semikonduktor yang seumpamanya &	7.3	3.0	3.3	3.6	2.6	-1.6	1.6	-0.3	2.8	2.0	-0.9	-1.1
26102	Pembuatan litar elektronik bersepadu dengan pemasangan mikro												
26103	Pembuatan kapasitor dan perintang elektrik &												
26104	Pembuatan papan litar bercetak &	5.3	4.9	7.6	4.8	4.7	6.6	6.0	11.9	14.4	7.6	7.2	7.0
26105	Pembuatan komponen paparan												
26109	Pembuatan komponen lain untuk aplikasi elektronik	-7.0	-7.4	5.7	4.8	2.1	5.6	6.5	8.1	2.2	1.8	1.4	7.4
262 (26201 & 26202)	Pembuatan komputer dan kelengkapan peranti	2.0	1.6	5.5	8.7	11.3	10.4	9.3	6.6	1.4	-0.4	6.5	7.6
263/ 26300	Pembuatan peralatan komunikasi	23.3	35.2	24.5	16.7	16.3	10.3	19.1	19.1	13.8	13.2	18.7	15.6
264/ 26400	Pembuatan peralatan elektronik pengguna	8.6	27.3	17.8	18.6	16.9	25.4	28.7	30.4	16.1	9.9	12.3	6.5
265	Pembuatan kelengkapan mengukur, menguji, memandu arah dan kawalan; jam tangan dan jam	17.4	27.3	37.7	31.7	41.6	63.7	53.3	53.9	53.7	55.2	53.8	46.8
26511	Pembuatan kelengkapan mengukur, menguji, memandu arah dan kawalan &	16.3	28.8	40.5	34.5	45.2	70.0	57.5	57.8	57.7	59.1	58.5	51.4
26512	Pembuatan kelengkapan kawalan proses perindustrian												
26520	Pembuatan jam tangan dan jam dan bahagiannya	28.8	13.5	10.3	5.2	8.2	7.7	13.1	15.6	14.0	15.2	6.4	1.3
266/ 26600	Pembuatan peralatan penyinaran, perubatan elektro dan elektroterapeutik	18.2	12.0	1.8	1.3	2.1	-4.0	-2.2	-0.2	0.6	0.5	-2.0	35.6

2023												Group Description/Period
Jan.	Feb.	Mac	Apr.	Mei	Jun	Jul.	Ogo.	Sep.	Okt.	Nov.	Dis.	
2.1	-0.2	-1.5	-1.5	1.1	0.8	0.9	2.5	4.6	4.4	6.4	6.6	Manufacture of non-metallic mineral products
												Manufacture of refractory mortars and concretes
3.4	-0.2	0.3	3.1	-0.5	6.2	-0.5	4.6	5.8	4.6	2.4	5.3	Manufacture of non-refractory ceramic
5.0	-27.0	-22.3	-17.9	-17.2	-19.3	-12.6	-12.3	-12.5	-13.8	-10.3	-6.8	Manufacture of other porcelain and ceramic products
2.1	8.0	5.6	5.2	8.3	7.8	7.2	8.5	5.0	3.5	3.7	2.3	Manufacture of hydraulic cement
-1.3	0.02	-8.6	-8.9	-5.3	-5.8	-6.3	-7.5	-1.9	-4.5	2.7	2.0	Manufacture of ready-mix and dry-mix concrete and mortars
												Manufacture of precast concrete, cement or artificial stone articles for use in construction
3.2	-1.9	1.3	2.6	4.6	2.6	4.9	6.4	8.1	8.6	9.6	10.95	Manufacture of prefabricated structural components for building or civil engineering of cement, concrete or artificial stone
												Manufacture of other articles of concrete, cement and plaster n.e.c.
3.5	8.4	6.4	6.8	6.9	5.9	6.1	13.3	14.1	15.6	17.3	12.5	Manufacture of other non-metallic mineral products n.e.c.
0.9	0.7	-4.4	-10.9	-2.0	0.1	-3.1	-4.4	-1.1	1.0	-0.5	2.1	Other industry
3.7	2.0	-1.0	-0.2	2.3	-0.01	1.9	2.4	1.4	0.7	0.3	0.7	Manufacture of basic iron and steel
3.4	8.3	12.5	9.8	7.1	6.9	6.0	1.0	2.3	1.4	1.7	1.8	Manufacture of basic precious and other non-ferrous metals
1.6	-7.1	-5.6	-2.6	-3.4	0.2	-8.7	-5.6	-6.0	-3.6	-5.8	-5.1	Casting of metals
1.2	4.7	6.6	5.1	6.1	6.9	6.3	8.3	4.1	2.4	0.4	5.9	Manufacture of structural metal products, tanks, reservoirs , steam generators , weapons and ammunition
												Manufacture of metal doors, windows and their frames, shutters and gates
0.3	6.7	10.6	6.4	8.4	13.0	11.0	13.8	3.5	2.5	-1.0	-2.2	Manufacture of other structural metal products
1.2	1.5	1.3	3.4	3.2	0.9	1.3	2.2	3.7	1.2	2.7	19.7	Manufacture of tanks, reservoirs and containers of metal
5.7	5.9	6.3	4.8	4.7	1.0	2.1	5.3	8.4	5.8	-0.6	0.0	Other industry
1.8	6.3	4.3	4.6	4.5	4.0	5.0	5.7	7.8	8.6	7.8	8.82	Manufacture of other fabricated metal products; metal working service activities
												Forging, pressing, stamping and roll-forming of metal; powder metallurgy
-3.5	-5.7	-5.8	-5.1	-5.8	-4.9	-0.8	0.1	3.2	4.0	4.2	4.3	Treatment and coating of metals; machining
-2.9	-2.3	-3.6	-1.2	-5.5	-7.2	0.1	-7.2	-8.1	-8.4	-11.9	-0.3	Manufacture of tins and cans for food products, collapsible tubes and boxes
21.1	22.3	16.0	15.3	19.7	15.2	16.6	19.7	13.5	16.2	16.1	11.9	Manufacture of metal cable, plaited bands and similar articles
0.03	8.1	7.3	15.3	11.6	11.0	8.4	9.6	13.4	13.0	11.7	14.2	Manufacture of bolts, screws, nuts and similar threaded products
-0.6	6.1	-1.5	-0.9	-6.3	-8.5	-5.1	-1.9	4.3	7.1	6.2	6.5	Manufacture of metal household articles
10.6	11.2	9.0	2.3	2.1	2.5	1.1	2.5	5.8	7.6	7.0	6.1	Manufacture of any other fabricated metal products n.e.c.
-32.6	7.0	1.2	-2.3	21.3	20.9	20.3	25.9	35.2	33.9	34.5	29.4	Other industry
-0.3	0.4	4.4	3.0	3.9	2.7	-1.8	-0.7	-1.3	-1.2	-1.0	-2.8	Manufacture of electronic components and boards
												Manufacture of diodes, transistors and similar semiconductor devices
-1.3	-0.2	5.2	3.5	0.9	-0.9	0.5	1.9	0.3	0.2	-1.0	-1.6	Manufacture of electronic integrated circuits micro assemblies
												Manufacture of electrical capacitors and resistors
1.9	1.1	3.9	3.0	10.6	10.4	-7.0	-4.5	-4.3	-4.2	-1.0	-5.4	Manufacture of printed circuit boards
												Manufacture of display components
-1.1	3.2	-3.9	-3.0	-1.1	7.3	1.8	-11.8	-3.0	0.9	-1.0	1.0	Manufacture of other components for electronic applications
0.6	7.8	-5.6	2.2	5.3	-4.9	6.7	4.9	2.9	3.0	8.1	6.4	Manufacture of computers and peripheral equipment
10.8	8.1	7.3	-8.5	4.3	8.3	-8.0	-2.4	-4.0	-4.9	-6.8	-9.2	Manufacture of communication equipment
-1.9	-4.0	5.8	-6.7	-3.3	-4.6	-2.4	-6.4	5.1	5.5	5.1	4.8	Manufacture of consumer electronics
21.4	23.5	17.9	29.2	30.9	28.6	28.9	21.1	21.3	18.5	12.0	8.8	Manufacture of measuring, testing, navigating and control equipment; watches and clocks
												Manufacture of measuring, testing, navigating and control equipment
23.4	25.1	18.5	30.7	33.0	30.4	30.0	22.0	22.1	19.1	12.4	9.8	Manufacture of industrial process control equipment
2.9	6.6	10.7	10.4	5.2	2.9	15.2	8.9	10.0	10.1	6.5	-6.2	Manufacture of watches and clocks and parts
7.2	12.9	2.0	9.7	3.3	-0.03	-6.8	-9.2	-8.1	-7.9	-8.2	-7.4	Manufacture of irradiation, electromedical and electrotherapeutic equipment

Jadual Table **1.6b** : Gaji dan Upah yang Dibayar Sektor Pembuatan Mengikut Kumpulan: Perubahan Peratusan Tahunan
 : *Salaries and Wages Paid of Manufacturing Sector by Group: Annual Percentage Change*

Kod Kumpulan Group code	Keterangan Kumpulan/Tempoh	2022					
		2022	2023	Q1	Q2	Q3	Q4
267 (26701 & 26702) & 268 (26800)	Pembuatan peralatan optikal, kelengkapan fotografi, media magnetik dan optikal	26.6	-0.1	16.3	36.3	34.0	21.2
271	Pembuatan motor elektrik, penjana, transformer dan perkakasan pengagihan dan pengawalan elektrik	-4.0	-0.4	-3.0	-1.7	-2.5	-8.3
27101	Pembuatan motor elektrik, penjana dan transformer	5.2	3.2	12.5	8.2	3.1	-1.4
27102	Pembuatan perkakasan pengagihan dan pengawalan elektrik	-8.9	-2.7	-9.6	-7.5	-5.8	-12.0
272/ 27200	Pembuatan bateri dan akumulator	10.0	14.2	21.1	8.4	1.3	11.0
273	Pembuatan pendawaian dan peranti pendawaian	13.0	-5.6	12.1	14.5	17.3	8.4
27310	Pembuatan kabel gentian optikal	24.2	10.4	55.3	39.6	29.3	-2.0
27320	Pembuatan wayar dan kabel elektronik dan elektrik lain	12.6	-6.4	9.6	13.2	17.4	10.4
27330	Pembuatan alatan pendawaian pembawa dan bukan pembawa arus untuk litar elektrik (tanpa mengira jenis bahan)	1.9	-20.1	18.6	6.8	-3.5	-12.2
274/ 27400	Pembuatan kelengkapan pencahayaan elektrik	12.5	0.6	33.6	6.3	6.0	8.3
275/ 27500	Pembuatan perkakasan domestik	-24.1	-9.3	-31.7	-20.4	-18.0	-23.7
279/ 27900	Pembuatan kelengkapan elektrik lain	31.8	12.4	26.9	26.0	35.4	37.8
281 & 282	Pembuatan jentera kegunaan umum dan kegunaan khas	3.1	0.6	1.2	3.0	4.9	3.3
28120 & 28130	Pembuatan alat-alat kuasa bendalir & Pembuatan pam, pemampat, kepala paip dan injap lain	2.1	3.7	-4.3	1.9	6.6	4.4
28180 & 28220	Pembuatan alatan tangan yang menggunakan kuasa dilengkapkan dengan motor elektrik atau bukan motor elektrik atau pneumatik & Pembuatan jentera pembentukan logam dan alatan mesin	0.1	-2.2	-2.8	3.1	3.8	-3.1
28192	Pembuatan mesin penyaman udara, termasuk untuk kenderaan bermotor	7.8	-14.3	3.5	2.8	7.9	17.0
28290	Pembuatan lain-lain mesin bertujuan khas t.t.t.l. Industri lain	-5.3 5.5	-2.3 8.1	2.6 2.9	-6.1 6.0	-8.8 8.1	-9.2 5.4
291 (29101 & 29102)	Pembuatan kenderaan bermotor	9.0	-3.7	11.0	11.2	11.7	2.7
292/ 29200	Pembuatan kerangka (<i>coachwork</i>) untuk kenderaan bermotor; pembuatan treler dan semi treler	21.7	16.6	16.5	22.1	25.4	22.3
293/ 29300	Pembuatan alat ganti dan aksesori untuk kenderaan bermotor	-2.0	4.2	-6.0	-2.6	2.3	-1.1
301 (30110 & 30120)	Pembinaan kapal dan bot	-1.6	11.0	-7.1	-2.2	2.5	1.6
302, 303, 304 & 309	Pembuatan lokomotif keretapi, <i>rolling stock</i> , kapal angkasa dan udara, jentera berkaitan, kenderaan tempur ketenteraan, dan kelengkapan pengangkutan t.t.t.l.	6.3	-0.3	3.5	6.8	10.4	4.7
30910	Pembuatan motosikal	10.7	0.04	11.7	13.8	15.3	2.4
30920	Pembuatan basikal dan <i>invalid carriages</i> Industri lain	-8.4 5.4	-12.5 6.2	-18.6 0.3	-13.4 3.6	-4.7 8.6	6.1 9.7
310	Pembuatan perabot	5.4	5.1	6.6	8.7	6.1	0.6
31001	Pembuatan perabot kayu dan rotan Industri lain	9.3 -7.4	8.2 -6.8	11.0 -7.0	13.0 -4.6	10.3 -7.8	3.7 -10.1
321 (32110 & 32120)	Pembuatan barang kemas, <i>bijouterie</i> dan artikel berkaitan	4.4	-1.7	2.3	4.1	8.3	3.4
322, 325 & 329	Pembuatan instrumen muzik, peralatan dan bekalan perubatan dan pergigian dan pembuatan lain t.t.t.l.	1.5	0.7	1.2	1.6	3.8	-0.4
32901	Pembuatan alat tulis Industri lain	1.5 1.5	-3.6 1.8	4.5 0.3	4.8 0.7	2.7 4.1	-5.7 1.0
323/ 32300	Pembuatan barangan sukan	1.3	-4.6	-1.6	1.6	1.6	3.6
324/ 32400	Pembuatan permainan dan mainan	28.2	11.5	59.6	49.3	20.9	4.6
331 & 332	Pembaikan pemasangan produk logam, jentera, kelengkapan dan pemasangan jentera perindustrian dan kelengkapan	4.7	6.7	3.7	7.1	4.6	3.6
33150	Pembaikan dan penyelenggaraan kelengkapan pengangkutan kecuali motosikal dan basikal Industri lain	2.9 5.2	13.3 4.9	-3.1 5.6	3.9 7.9	-1.8 6.3	12.8 1.3
Jumlah Pembuatan		5.2	3.5	4.1	5.2	6.7	5.0

2023		2022		2023		Group Description/Period
Q1	Q2	Q3	Q4	(Jan. - Dis.)	(Jan. - Dis.)	
3.1	-6.8	-1.8	5.5	26.6	-0.1	Manufacture of optical instruments, photographic equipment, magnetic and optical media
-1.7	3.9	-1.2	-2.3	-4.0	-0.4	Manufacture of electric motors, generators, transformers and electricity distribution and control apparatus
2.5	0.6	2.0	7.8	5.2	3.2	Manufacture of electric motors, generators and transformers
-3.9	6.1	-3.3	-8.5	-8.9	-2.7	Manufacture of electricity distribution and control apparatus
14.8	15.6	16.0	10.8	10.0	14.2	Manufacture of batteries and accumulators
2.0	-1.6	-6.3	-15.9	13.0	-5.6	Manufacture of wiring and wiring devices
11.8	26.8	9.4	-2.2	24.2	10.4	Manufacture of fibre optic cables
2.5	-2.9	-7.2	-17.3	12.6	-6.4	Manufacture of other electronic and electric wires and cables
-26.6	-21.1	-18.6	-13.0	1.9	-20.1	Manufacture of current-carrying and non current-carrying wiring devices for electrical circuits regardless of material
-1.3	-2.3	2.2	3.1	12.5	0.6	Manufacture of electric lighting equipment
-24.1	-17.3	1.1	9.7	-24.1	-9.3	Manufacture of domestic appliances
30.3	14.1	7.6	1.4	31.8	12.4	Manufacture of other electrical equipment
2.3	0.9	0.2	-0.9	3.1	0.6	Manufacture of general-purpose and special-purpose machinery
1.5	6.7	4.8	2.1	2.1	3.7	Manufacture of fluid power equipment
-3.2	-0.1	-2.0	-3.3	0.1	-2.2	Manufacture of other pumps, compressors, taps and valves
2.6	-12.2	-22.2	-23.9	7.8	-14.3	Manufacture of power-driven hand tools with self-contained electric or non-electric motor or pneumatic drives
-4.5	4.5	0.4	-9.0	-5.3	-2.3	Manufacture of metal-forming machinery and machine tools
7.0	4.3	9.5	11.6	5.5	8.1	Manufacture of air-conditioning machines, including for motor vehicles
-5.4	-5.8	-0.9	-2.7	9.0	-3.7	Manufacture of other special-purpose machinery
25.5	6.5	15.0	20.0	21.7	16.6	Other industry
0.4	7.0	5.3	4.0	-2.0	4.2	Manufacture of motor vehicles
2.8	7.4	13.4	21.3	-1.6	11.0	Manufacture of bodies (coachwork) for motor vehicles; manufacture of trailers and semi-trailers
2.3	-0.2	-2.4	-0.7	6.3	-0.3	Manufacture of parts and accessories for motor vehicles
-0.4	-2.9	-1.4	5.3	10.7	0.04	Building of ships and boats
3.4	0.2	-21.2	-31.0	-8.4	-12.5	Manufacture of railway locomotives, rolling stock, air and spacecraft, related machinery, military fighting vehicles and transport equipment n.e.c
8.8	7.0	6.0	3.1	5.4	6.2	Manufacture of motorcycles
3.8	4.2	6.1	6.4	5.4	5.1	Manufacture of bicycles and invalid carriages
6.9	8.9	8.8	8.3	9.3	8.2	Other industry
-7.8	-12.8	-4.5	-1.4	-7.4	-6.8	Manufacture of furniture
-0.9	-3.3	-0.8	-1.7	4.4	-1.7	Manufacture of wooden and cane furniture
-3.4	-0.3	0.5	6.0	1.5	0.7	Other industry
-6.7	-8.4	0.8	0.3	1.5	-3.6	Manufacture of musical instruments, medical and dental instruments and supplies and other manufacturing n.e.c.
-2.6	2.0	0.5	7.5	1.5	1.8	Manufacture of stationery
5.2	1.9	-8.9	-16.2	1.3	-4.6	Other industry
17.4	21.7	5.0	4.3	28.2	11.5	Manufacture of sports goods
7.5	7.4	8.5	3.6	4.7	6.7	Manufacture of games and toys
16.1	12.2	9.7	14.8	2.9	13.3	Repair of fabricated metal products, machinery and equipment and installation of industrial machinery and equipment
5.2	6.2	8.2	0.4	5.2	4.9	Repair and maintenance of transport equipment except motorcycles and bicycles
4.3	3.6	3.0	2.9	5.2	3.5	Other industry
						Total Manufacturing

Jadual Table **1.6b** : Gaji dan Upah yang Dibayar Sektor Pembuatan Mengikut Kumpulan: Perubahan Peratusan Tahunan (samb.)
: *Salaries and Wages Paid of Manufacturing Sector by Group: Annual Percentage Change (cont.)*

Kod Kumpulan Group code	Keterangan Kumpulan/Tempoh	2022											
		Jan.	Feb.	Mac	Apr.	Mei	Jun	Jul.	Ogo.	Sep.	Okt.	Nov.	Dis.
267 (26701 & 26702) & 268 (26800)	Pembuatan peralatan optikal, kelengkapan fotografi, media magnetik dan optikal	2.7	3.8	41.8	33.1	34.5	41.3	43.9	32.9	25.7	23.6	19.6	20.7
271	Pembuatan motor elektrik, penjana, transformer dan perkakasan pengagihan dan pengawalan elektrik	-2.5	-3.3	-3.4	0.6	-2.2	-3.1	-0.6	-1.3	-5.4	-7.9	-10.2	-6.8
27101	Pembuatan motor elektrik, penjana dan transformer	13.1	12.8	11.5	10.1	10.5	4.4	4.7	3.4	1.2	1.6	-2.6	-3.2
27102	Pembuatan perkakasan pengagihan dan pengawalan elektrik	-9.2	-9.7	-9.9	-5.2	-9.4	-7.6	-3.8	-4.1	-9.3	-13.3	-14.4	-8.7
272/ 27200	Pembuatan bateri dan akumulator	6.8	32.1	27.5	19.1	7.9	0.3	2.0	-1.3	3.5	5.1	11.4	16.7
273	Pembuatan pendawaian dan peranti pendawaian	10.9	8.3	17.6	13.2	15.1	15.0	18.4	19.8	14.0	14.5	10.8	1.0
27310	Pembuatan kabel gentian optikal	60.5	50.3	55.3	43.1	43.3	33.2	52.5	49.7	2.3	2.4	-3.4	-4.5
27320	Pembuatan wayar dan kabel elektronik dan elektrik lain	8.2	5.7	15.4	11.2	13.6	14.8	17.3	18.9	15.9	16.4	13.2	2.6
27330	Pembuatan alatan pendawaian pembawa dan bukan pembawa arus untuk litar elektrik (tanpa mengira jenis bahan)	19.1	17.6	19.2	22.3	8.2	-5.8	-5.0	-3.0	-2.4	-2.5	-7.1	-27.3
274/ 27400	Pembuatan kelengkapan pencahayaan elektrik	43.2	38.6	18.2	8.1	8.8	2.8	2.9	7.7	7.3	5.8	9.9	9.1
275/ 27500	Pembuatan perkakasan domestik	-30.5	-31.6	-32.9	-25.6	-20.6	-15.6	-18.2	-17.6	-18.2	-22.1	-22.8	-26.0
279/ 27900	Pembuatan kelengkapan elektrik lain	21.6	23.4	36.5	22.4	23.5	32.3	33.5	28.9	43.1	38.6	39.8	35.6
281 & 282	Pembuatan jentera kegunaan umum dan kegunaan khas	2.0	1.1	0.3	2.8	2.9	3.2	5.1	5.2	4.6	4.7	1.4	4.0
28120 & 28130	Pembuatan alat-alat kuasa bendalir & Pembuatan pam, pemampat, kepala paip dan injap lain	-1.4	-6.4	-5.1	-1.0	3.4	3.6	7.0	6.5	6.4	9.8	4.4	0.3
28180 & 28220	Pembuatan alatan tangan yang menggunakan kuasa dilengkapkan dengan motor elektrik atau bukan motor elektrik atau pneumatik & Pembuatan jentera pembentukan logam dan alatan mesin	-7.7	0.2	-0.7	1.5	4.3	3.5	3.8	7.8	0.2	4.1	-5.1	-7.5
28192	Pembuatan mesin penyaman udara, termasuk untuk kenderaan bermotor	-2.1	3.5	9.1	7.6	0.6	0.5	10.3	5.4	8.3	8.2	10.4	32.8
28290	Pembuatan lain-lain mesin bertujuan khas t.t.t.l. Industri lain	5.7	7.6	-6.3	-5.6	-6.7	-6.1	-8.7	-8.7	-8.9	-8.5	-8.3	-10.6
291 (29101 & 29102)	Pembuatan kenderaan bermotor	11.0	10.5	11.5	9.7	9.8	14.2	13.3	16.0	6.1	4.3	-0.3	4.1
292/ 29200	Pembuatan kerangka (<i>coachwork</i>) untuk kenderaan bermotor; pembuatan treler dan semi treler	13.5	17.6	18.1	19.9	20.1	26.6	27.1	24.6	24.6	19.8	21.3	25.6
293/ 29300	Pembuatan alat ganti dan aksesori untuk kenderaan bermotor	-6.1	-6.2	-5.6	-6.2	-2.6	1.3	4.2	3.4	-0.5	-0.9	-1.2	-1.1
301 (30110 & 30120)	Pembinaan kapal dan bot	-6.7	-7.6	-7.0	-3.8	-1.6	-1.1	0.8	3.1	3.7	3.3	1.8	-0.3
302, 303, 304 & 309	Pembuatan lokomotif keretapi, <i>rolling stock</i> , kapal angkasa dan udara, jentera berkaitan, kenderaan tempur ketenteraan, dan kelengkapan pengangkutan t.t.t.l.	2.5	3.8	4.2	3.2	5.6	12.2	11.9	11.4	8.1	6.4	1.6	6.1
30910	Pembuatan motosikal	11.2	11.8	12.0	10.3	14.7	16.5	14.5	19.7	12.0	9.5	-3.4	1.3
30920	Pembuatan basikal dan <i>invalid carriages</i> Industri lain	-19.7	-17.4	-18.6	-19.9	-16.8	-1.4	6.8	-12.0	-6.9	-8.1	9.9	18.7
310	Pembuatan perabot	6.7	5.2	7.9	8.5	7.9	9.6	9.8	9.3	0.2	0.3	0.1	1.4
31001	Pembuatan perabot kayu dan rotan Industri lain	10.7	9.1	13.3	13.4	12.6	13.1	14.2	14.5	3.5	3.4	3.6	4.0
321 (32110 & 32120)	Pembuatan barang kemas, <i>bijouterie</i> dan artikel berkaitan	5.0	1.0	0.8	1.9	2.4	8.2	9.0	14.2	2.3	2.2	3.4	4.4
322, 325 & 329	Pembuatan instrumen muzik, peralatan dan bekalan perubatan dan pergigian dan pembuatan lain t.t.t.l.	2.6	0.3	0.6	0.8	1.2	2.8	2.5	5.1	3.9	1.0	-0.7	-1.4
32901	Pembuatan alat tulis Industri lain	4.8	5.6	3.2	4.8	1.3	8.6	5.8	5.5	-3.0	-4.7	-6.5	-5.8
323/ 32300	Pembuatan barangan sukan	-0.6	-2.7	-1.6	-0.8	1.3	4.3	7.5	4.5	-6.3	2.5	7.8	0.6
324/ 32400	Pembuatan permainan dan mainan	60.4	61.7	56.7	57.6	60.2	34.2	31.2	15.2	18.2	5.6	6.5	2.1
331 & 332	Pembaikan pemasangan produk logam, jentera, kelengkapan dan pemasangan jentera perindustrian dan kelengkapan	3.6	3.3	4.2	5.4	6.4	9.6	5.7	4.6	3.3	2.0	1.9	6.9
33150	Pembaikan dan penyelenggaraan kelengkapan pengangkutan kecuali motosikal dan basikal Industri lain	-6.2	-2.5	-0.7	4.8	2.2	4.6	-4.8	-0.4	-0.1	3.2	12.7	22.2
		6.5	4.9	5.5	5.6	7.6	10.9	8.6	6.0	4.3	1.8	-0.9	3.0
	Jumlah Pembuatan	4.1	3.9	4.4	4.5	5.0	6.2	7.1	7.5	5.4	4.8	4.7	5.4

2023												Group Description/Period
Jan.	Feb.	Mac	Apr.	Mei	Jun	Jul.	Ogo.	Sep.	Okt.	Nov.	Dis.	
14.8	12.0	-11.5	-5.7	-7.2	-7.4	-8.1	-1.6	4.7	7.1	8.8	1.1	Manufacture of optical instruments, photographic equipment, magnetic and optical media
-3.1	-5.6	4.2	7.6	3.5	1.0	1.2	-2.5	-2.2	-2.1	-3.9	-1.0	Manufacture of electric motors, generators, transformers and electricity distribution and control apparatus
4.6	0.6	2.1	1.8	-0.5	0.7	-1.8	1.5	6.3	6.5	8.7	8.2	Manufacture of electric motors, generators and transformers
-7.3	-8.7	5.3	11.6	6.2	1.2	3.1	-5.1	-7.7	-7.9	-11.8	-6.1	Manufacture of electricity distribution and control apparatus
10.8	16.5	17.2	16.5	19.1	11.1	18.3	13.2	16.6	15.0	11.9	5.8	Manufacture of batteries and accumulators
2.2	3.6	0.1	-2.6	-3.3	1.1	-4.6	-5.9	-8.3	-13.9	-13.0	-20.7	Manufacture of wiring and wiring devices
11.6	14.4	9.4	25.2	26.9	28.0	14.3	10.4	4.1	6.4	-5.8	-6.6	Manufacture of fibre optic cables
2.7	4.2	0.6	-3.5	-5.2	-0.2	-5.6	-6.8	-9.1	-15.4	-13.4	-22.7	Manufacture of other electronic and electric wires and cables
-25.3	-27.3	-27.1	-28.6	-15.7	-19.1	-21.0	-17.7	-17.1	-20.3	-19.4	5.2	Manufacture of current-carrying and non current-carrying wiring devices for electrical circuits regardless of material
-5.4	1.4	0.8	0.6	0.3	-6.9	2.1	2.8	1.7	1.5	-4.0	11.3	Manufacture of electric lighting equipment
-27.3	-22.6	-22.2	-23.2	-15.2	-15.0	-8.2	1.8	12.0	9.4	10.3	9.4	Manufacture of domestic appliances
36.8	32.4	21.9	10.5	13.5	18.2	11.7	13.8	-1.0	7.4	-0.5	-1.9	Manufacture of other electrical equipment
1.7	0.5	4.8	1.0	0.2	1.6	0.2	0.1	0.1	-0.4	0.6	-2.6	Manufacture of general-purpose and special-purpose machinery
-1.2	2.8	3.0	4.3	7.3	8.5	5.3	5.1	3.9	2.3	0.5	3.2	Manufacture of fluid power equipment
-2.6	-11.9	6.0	-1.1	-0.7	1.4	-0.4	-2.3	-3.2	-7.8	-2.0	0.0	Manufacture of other pumps, compressors, taps and valves
5.6	5.5	-2.9	-10.1	-12.6	-13.9	-18.6	-25.5	-22.1	-20.9	-22.5	-27.6	Manufacture of power-driven hand tools with self-contained electric or non-electric motor or pneumatic drives
-7.5	-7.9	3.4	-2.4	7.4	9.5	12.6	-6.4	-5.1	-4.5	-6.4	-14.9	Manufacture of metal-forming machinery and machine tools
5.7	7.2	8.2	6.4	2.3	4.2	4.0	13.1	11.3	12.0	13.3	9.7	Manufacture of air-conditioning machines, including for motor vehicles
-4.1	-5.9	-6.3	-7.2	-5.7	-4.5	-1.2	-2.2	0.9	-0.9	-0.9	-5.7	Manufacture of other special-purpose machinery
39.7	33.3	6.8	5.9	8.3	5.3	7.1	20.7	17.0	20.5	20.0	19.5	Other industry
-1.6	-0.8	3.8	3.5	9.4	8.1	8.1	5.0	2.9	3.6	3.3	5.1	Manufacture of motor vehicles
3.0	3.4	2.1	0.02	10.6	12.1	11.5	13.7	14.9	15.7	24.4	23.6	Manufacture of bodies (coachwork) for motor vehicles; manufacture of trailers and semi-trailers
3.9	2.5	0.5	0.9	-0.2	-1.3	-0.7	-3.1	-3.6	-0.8	-1.0	-0.3	Manufacture of parts and accessories for motor vehicles
1.6	1.9	-4.5	-1.7	-3.7	-3.2	-3.9	-1.6	1.1	3.8	5.6	6.4	Building of ships and boats
1.8	0.7	7.9	4.7	-1.1	-3.0	-4.6	-28.8	-30.0	-31.1	-30.8	-31.1	Manufacture of railway locomotives, rolling stock, air and spacecraft, related machinery, military fighting vehicles and transport equipment n.e.c
11.1	5.0	10.3	5.9	10.2	4.8	10.0	8.5	-0.1	4.5	2.0	2.9	Manufacture of motorcycles
4.8	3.3	3.2	2.9	5.2	4.6	6.4	6.6	5.2	5.8	6.3	7.2	Manufacture of bicycles and invalid carriages
8.5	6.4	5.9	5.5	11.0	10.2	9.6	9.6	7.2	7.5	7.9	9.6	Other industry
-8.6	-7.9	-7.0	-6.6	-16.1	-15.9	-5.8	-4.9	-2.9	-1.1	-0.2	-2.8	Manufacture of furniture
-3.4	-3.6	4.7	4.3	-2.8	-11.5	-1.1	-2.5	1.2	1.7	8.5	-12.3	Manufacture of wooden and cane furniture
-2.6	-3.0	-4.7	-3.5	3.5	-0.8	-0.3	0.4	1.4	4.3	4.7	9.0	Other industry
-9.5	-4.9	-5.6	-12.4	-4.9	-7.8	-4.1	2.6	4.1	0.2	0.1	0.6	Manufacture of musical instruments, medical and dental instruments and supplies and other manufacturing n.e.c.
-0.8	-2.5	-4.5	-1.0	5.8	1.1	0.8	-0.2	0.8	5.4	5.8	11.1	Manufacture of stationery
-0.7	8.4	8.1	3.2	5.8	-3.2	4.2	-14.6	-16.3	-12.7	-18.0	-17.9	Other industry
15.6	12.2	24.8	16.8	25.1	23.1	5.8	6.8	2.7	8.1	-2.1	6.6	Manufacture of sports goods
7.0	9.1	6.4	5.8	8.5	8.1	8.2	8.8	8.5	3.4	3.2	4.1	Manufacture of games and toys
16.3	20.3	11.9	8.6	14.1	14.3	11.6	9.7	8.1	9.2	9.9	24.1	Repair of fabricated metal products, machinery and equipment and installation of industrial machinery and equipment
4.6	6.1	4.9	5.0	7.1	6.5	7.4	8.6	8.6	1.9	1.2	-1.9	Repair and maintenance of transport equipment except motorcycles and bicycles
4.0	4.6	4.2	3.9	4.0	3.0	2.9	3.0	3.2	3.4	3.3	2.1	Other industry
4.0	4.6	4.2	3.9	4.0	3.0	2.9	3.0	3.2	3.4	3.3	2.1	Total Manufacturing

Jadual **1.6c** : Gaji dan Upah yang Dibayar Sektor Pembuatan Mengikut Kumpulan: Perubahan Peratusan Bulanan/Suku Tahunan
 Table : *Salaries and Wages Paid of Manufacturing Sector by Group: Monthly/Quarterly Percentage Change*

Kod Kumpulan Group code	Keterangan Kumpulan/Tempoh	2022				2023				2022					
		Q1	Q2	Q3	Q4	Q1	Q2	Q3	Q4	Jan.	Feb.	Mac	Apr.	Mei	Jun
101	Pemprosesan dan pengawetan daging	-4.3	-1.4	0.9	13.8	3.6	2.5	0.7	4.3	-0.5	-9.0	-2.2	2.3	2.5	-1.9
102	Pemprosesan dan pengawetan ikan, krustasea dan moluska	-0.8	-0.9	1.3	4.3	1.3	-0.3	2.4	0.2	1.1	-4.5	-0.3	0.6	0.6	-0.4
	10201 Pengetinan ikan, krustasea dan moluska &														
	10202 Pemprosesan dan pengawetan ikan, krustasea dan moluska Industri lain	-1.3	-0.9	-0.1	6.9	2.4	-0.5	1.7	-1.3	0.6	-3.8	-1.4	1.1	0.0	0.8
		1.5	-0.8	6.8	-5.4	-3.2	0.6	5.3	6.6	3.1	-7.1	4.2	-1.4	3.0	-4.8
103	Pemprosesan dan pengawetan buah-buahan dan sayur - sayuran	10.0	2.7	1.1	1.3	12.7	7.3	-4.7	-2.4	8.1	-0.3	1.2	0.4	2.5	-0.1
	10303 Pengetinan nanas &														
	10304 Pembuatan jem, marmalad dan sajian jeli Industri lain	2.6	7.4	10.7	1.9	29.1	6.2	-7.4	-4.7	-5.8	11.4	-7.3	-0.8	11.9	5.7
		10.4	2.5	0.5	1.2	11.7	7.4	-4.5	-2.2	8.9	-0.9	1.7	0.5	2.0	-0.5
104	Pembuatan minyak dan lemak daripada sayuran dan haiwan	0.6	0.8	1.2	5.2	1.1	0.2	1.2	4.9	-4.6	-0.1	-0.1	-0.3	1.0	1.6
	10404 Pembuatan minyak sayuran mentah dan bertapis &														
	10406 Pembuatan sebatian lemak masakan	2.8	4.4	2.5	-2.7	1.3	0.8	-5.5	2.3	2.7	0.1	0.5	1.3	2.2	3.5
	10405 Pembuatan minyak kelapa Industri lain	12.5	4.0	-6.8	-3.3	19.0	3.6	12.4	-1.7	11.1	1.7	0.1	2.4	0.9	1.0
		0.1	0.4	1.4	6.2	0.5	0.03	1.3	5.4	-5.6	-0.2	-0.1	-0.5	0.9	1.5
105	Pembuatan produk tenusu	9.2	2.8	-4.4	-2.6	6.4	3.3	-3.2	7.1	3.0	1.3	-0.7	4.4	0.9	-6.4
	10502 Pembuatan susu pekat, tepung dan sejat Industri lain	9.8	2.7	-3.3	-3.6	6.8	3.2	-4.2	7.6	2.5	2.6	-1.8	4.5	1.6	-7.1
		5.1	3.7	-13.0	5.4	3.4	3.6	4.9	3.5	7.2	-8.4	8.7	3.8	-3.8	-0.2
106	Pembuatan produk bijian, kanji dan produk berkanji	1.8	-1.0	0.1	-1.1	4.8	2.3	-2.4	-1.3	2.7	-4.0	0.9	2.2	-3.4	-0.2
	10611 Pengilangan beras	0.9	-2.2	0.7	-0.6	8.2	-2.6	-0.6	-4.5	5.3	-4.9	-0.1	1.0	-2.5	0.7
	10613 Pengilangan tepung Industri lain	2.1	0.9	-0.4	-2.8	1.6	8.8	-4.1	1.8	-0.9	-3.2	2.3	3.5	-4.2	-0.5
		6.8	-4.4	-0.6	6.1	0.9	-3.1	-4.4	2.3	8.5	-3.2	-1.5	1.9	-4.0	-5.1
107	Pembuatan produk makanan lain	2.6	1.7	1.5	4.3	0.5	-1.1	4.6	5.1	1.7	-1.4	4.4	-2.1	1.0	2.2
	10711 Pembuatan biskut dan cookies	2.0	3.7	2.6	2.0	3.7	2.1	8.1	2.0	3.5	-4.0	3.8	0.3	1.9	3.1
	10712 Pembuatan roti, kek dan produk bakeri lain	-8.1	4.5	4.1	3.7	-3.3	2.0	4.0	2.4	-3.9	-0.7	1.2	1.3	4.0	-0.2
	10713 Pembuatan produk snek	6.2	5.2	2.3	2.4	2.0	-3.6	5.3	6.5	6.7	-9.8	6.6	0.5	2.0	7.5
	10721 Pembuatan gula	12.4	-6.1	-4.0	-8.6	-5.3	-0.5	3.5	8.3	1.8	4.4	8.6	-13.5	3.2	-2.2
	10731 Pembuatan produk koko	11.6	-2.6	-5.2	3.9	-0.7	6.3	2.4	0.9	10.2	-7.1	8.4	8.9	-19.9	0.8
	10732 Pembuatan coklat dan produk coklat &														
	10733 Pembuatan konfeksi gula	12.1	-0.2	0.3	4.9	-2.5	-9.4	9.1	11.5	6.6	0.4	14.3	-10.0	0.9	3.0
	10793 Pembuatan sos dan bahan perasa	-8.1	-0.7	-1.1	5.8	5.0	2.1	4.7	11.1	-8.8	-0.9	4.7	-6.0	1.7	4.8
	10799 Pembuatan produk makanan lain t.t.t.l. Industri lain	13.2	1.7	4.0	9.8	2.4	-1.0	7.0	6.2	5.8	1.0	2.0	-0.8	-0.6	3.7
		6.9	0.7	0.02	4.0	1.6	-2.8	1.6	3.5	4.8	-1.1	3.7	-2.3	0.5	1.7
108/10800	Pembuatan makanan haiwan tersedia	-3.5	-0.7	0.5	6.2	1.2	-1.5	2.1	6.6	-13.6	-0.2	-0.2	-1.3	1.2	0.1
110	Pembuatan minuman ringan	-2.4	-3.2	0.1	11.9	-1.4	-1.9	0.2	10.5	-7.2	1.1	-4.7	2.6	-3.8	-1.0
	11041 Pembuatan minuman ringan	-4.1	-1.2	1.0	15.5	-2.9	-0.6	-2.4	11.6	-10.4	1.9	-5.6	4.3	-2.2	-1.8
	11042 Pengeluaran air mineral semulajadi dan minuman lain yang dibotolkan Industri lain	4.6	-7.1	-2.7	2.7	1.9	-3.8	4.6	5.8	4.3	-1.4	-0.6	-1.3	-7.3	-0.7
		-9.7	-8.9	1.1	6.4	5.4	-10.2	17.1	15.7	-11.8	2.4	-12.0	1.1	-6.9	6.7
120/12000	Pembuatan produk tembakau	0.3	-14.9	0.5	21.1	0.9	-11.6	-2.6	17.1	-16.4	6.7	-5.0	-13.9	0.0	0.2
131	Pemintalan, penenunan dan penyiapan tekstil	0.9	-1.2	1.8	4.2	-8.7	1.1	3.7	1.3	-3.4	-0.3	-1.3	-2.0	2.8	-0.2
	13110 Penyediaan dan pemintalan gentian tekstil &														
	13120 Penenunan tekstil	2.6	-2.2	2.4	5.1	-9.7	4.3	5.6	0.5	-0.7	0.8	-1.4	-3.1	2.7	-0.5
	13132 Pewarnaan, pelunturan, percetakan dan penyiapan akhir benang dan fabrik Industri lain	-2.8	0.9	1.1	2.2	-7.5	-5.6	-1.4	4.4	-9.5	-2.5	-1.1	0.2	2.9	1.0
		4.0	-1.2	-6.6	2.1	5.1	-4.0	7.6	-7.8	4.9	-2.3	-0.1	0.3	3.4	-8.3
139	Pembuatan tekstil lain	-6.4	-1.1	2.7	3.4	7.0	3.0	-0.9	1.5	-4.5	-3.1	-1.6	0.1	2.1	-1.2
	13910 Pembuatan fabrik dikait dan dikrusye Industri lain	-15.1	-7.0	0.6	7.4	-5.9	8.7	-3.2	3.3	-13.7	0.4	-8.8	-2.5	3.1	-2.1
		-1.6	1.7	3.5	1.7	12.6	0.9	0.0	0.8	0.6	-4.8	2.0	1.2	1.6	-0.9
141	Pembuatan pakaian, kecuali pakaian berbulu	1.0	-5.9	0.6	11.7	0.3	-3.7	-2.0	9.4	-4.7	-6.8	-0.1	-1.2	-0.1	-7.2
	14102 Pembuatan pakaian Industri lain	-3.1	-6.3	1.5	14.2	-0.9	-5.0	-2.2	12.3	-7.6	-8.4	0.1	-1.5	1.1	-7.8
		10.6	-5.1	-1.2	6.5	2.8	-1.0	-1.8	3.4	2.0	-3.3	-0.3	-0.4	-2.3	-5.9
142 & 143	Pembuatan artikel daripada kulit bulu dan pakaian yang dikait dan dikrusye	7.0	2.9	-6.6	-3.1	1.4	1.0	2.2	0.8	7.4	-15.1	3.9	1.6	7.0	-0.4
151 (15110 & 15120)	Penyamakan dan pembersihan kulit, pembuatan bagasi, beg tangan, pelana dan abah-abah pembersihan dan pewarnaan bulu	-3.3	-3.8	2.0	7.5	-1.0	-0.04	-1.2	5.5	-0.5	-3.3	-0.9	-1.6	0.4	-2.2
152	Pembuatan kasut	3.3	-3.4	-2.6	6.5	5.8	-3.4	-1.8	6.7	1.7	-0.9	-0.7	-0.1	-1.9	-3.7
	15201 Pembuatan kasut kulit &														
	15203 Pembuatan kasut getah Industri lain	2.2	-2.8	-2.0	6.7	4.1	-3.9	-4.5	3.4	0.8	-1.6	-1.8	0.4	-0.5	-3.4
		6.4	-4.9	-4.1	5.9	10.4	-2.0	4.6	14.0	4.3	0.8	2.0	-1.3	-5.5	-4.4
161/16100	Pengilangan dan pengetaman kayu	-4.1	-5.3	-2.3	0.9	4.7	-4.7	3.0	1.9	-5.3	1.5	-5.1	-0.9	-2.4	0.3

2023																		Group Description/Period
Jul.	Ogo.	Sep.	Okt.	Nov.	Dis.	Jan.	Feb.	Mac	Apr.	Mei	Jun	Jul.	Ogo.	Sep.	Okt.	Nov.	Dis.	
-0.3	1.7	1.4	0.7	9.3	14.2	-1.9	-8.0	-1.2	4.4	2.6	0.5	-3.4	2.3	4.4	0.6	-0.01	0.1	Processing and preserving of meat
1.4	-0.5	0.6	3.7	0.3	0.4	1.8	-1.1	-0.2	-2.0	3.3	0.1	1.2	-0.5	1.3	-0.5	-1.0	2.1	Processing and preserving of fish, crustaceans and molluscs
																		<i>Canning of fish, crustaceans and molluscs</i>
-0.3	-1.2	1.1	4.8	1.7	1.4	1.6	-1.1	0.1	-2.5	3.7	-0.4	1.6	-1.7	1.0	-1.0	-1.9	2.5	<i>Processing, curing and preserving of fish, crustacean and molluscs</i>
8.3	2.1	-1.4	-0.6	-5.3	-3.6	2.5	-1.4	-1.6	0.4	1.3	2.4	-0.8	4.6	2.7	1.3	2.5	0.7	<i>Other industry</i>
0.6	-0.5	0.1	0.5	0.7	1.1	8.4	3.6	1.9	4.1	1.0	0.03	-2.1	-4.9	0.9	-0.5	-0.6	-1.4	Processing and preserving of fruits and vegetable
																		<i>Pineapple canning</i>
3.3	0.5	-1.8	0.05	1.7	5.5	12.4	12.8	4.7	-1.4	2.5	-3.1	-3.4	-2.7	-3.4	-3.5	2.1	1.7	<i>Manufacture of jams, marmalades and table jellies</i>
0.5	-0.6	0.2	0.5	0.7	0.8	8.1	2.9	1.7	4.5	0.9	0.3	-2.0	-5.0	1.2	-0.2	-0.8	-1.7	<i>Other industry</i>
1.8	-4.2	2.8	1.1	-1.3	13.9	-5.5	-1.4	-1.2	1.5	0.2	-0.7	2.5	-3.4	4.1	1.1	-2.4	11.6	Manufacture of vegetable and animal oils and fats
																		<i>Manufacture of crude and refined vegetable oil</i>
1.8	-2.5	-1.8	-1.6	1.3	0.0	1.9	-1.5	0.1	1.3	-1.0	1.8	-9.4	3.7	2.5	0.6	-2.1	0.8	<i>Manufacture of compound cooking fats</i>
-8.1	1.4	-1.1	-3.5	-0.1	1.6	19.0	-1.4	-0.2	3.7	0.6	0.4	10.3	1.3	1.4	-1.5	-1.6	-1.2	<i>Manufacture of coconut oil</i>
2.1	-4.5	3.3	1.5	-1.6	15.4	-6.8	-1.3	-1.3	1.5	0.3	-0.9	3.2	-4.1	4.3	1.3	-2.4	12.9	<i>Other industry</i>
-0.8	1.3	-1.6	-3.7	3.0	-0.7	3.0	5.7	-3.0	3.3	-0.8	2.1	-8.7	5.7	3.0	-2.8	2.2	13.6	Manufacture of dairy products
0.6	1.5	-1.4	-5.0	3.5	-1.1	2.6	7.9	-4.4	4.1	-1.5	2.3	-9.7	6.0	3.0	-3.3	2.1	16.7	<i>Manufacture of condensed, powdered and evaporated milk</i>
-10.9	-0.1	-2.6	7.1	-0.7	2.1	6.2	-9.8	9.2	2.4	5.2	0.6	-0.2	3.0	2.8	1.1	3.2	-7.3	<i>Other industry</i>
2.4	1.3	-5.2	0.1	0.8	4.3	1.9	-0.3	-0.3	3.3	-3.3	4.7	-2.9	-1.9	-0.3	-1.1	-1.9	6.0	Manufacture of grain mill products, starches and starch products
0.5	1.6	-1.1	-0.5	-0.6	1.8	4.1	4.4	0.1	-2.6	-1.6	-1.3	2.9	-3.0	0.2	-1.2	-4.0	0.7	<i>Rice milling</i>
3.9	1.6	-10.4	0.1	2.6	6.8	-1.3	-3.0	-0.6	9.9	-5.0	11.9	-8.9	-0.5	-0.6	-1.4	0.3	11.0	<i>Flour milling</i>
6.2	-3.3	1.5	4.1	0.3	5.6	8.5	-14.7	-2.1	6.5	-3.7	0.2	-0.3	-3.9	-1.3	2.3	-1.5	9.8	<i>Other industry</i>
-1.6	0.7	2.5	-0.3	1.9	4.1	-0.9	-2.8	0.01	-1.2	1.6	-0.1	1.6	2.0	3.3	0.2	0.5	4.9	Manufacture of other food products
-2.3	3.0	1.1	-1.3	2.5	-0.1	4.4	-1.9	-0.6	1.1	3.2	-0.1	6.0	0.5	1.9	-0.9	1.7	1.3	<i>Manufacture of biscuits and cookies</i>
-1.3	1.1	10.4	-3.8	1.3	-0.5	-0.2	-3.5	-2.6	3.9	2.7	-2.0	3.8	-0.2	2.6	-0.9	1.8	1.3	<i>Manufacture of bread, cakes and other bakery products</i>
-3.7	0.5	0.8	-0.9	1.2	5.3	-2.7	1.2	0.6	-4.1	-2.2	3.6	0.2	3.5	3.1	1.2	-0.2	6.4	<i>Manufacture of snack products</i>
-4.8	1.1	1.5	4.0	-11.6	-18.9	16.9	1.5	-9.2	1.1	8.7	-3.3	-1.2	4.3	4.1	3.2	-3.7	10.1	<i>Manufacture of sugar</i>
-0.4	2.9	1.7	1.0	1.4	-0.4	-3.2	4.8	-2.6	14.8	-10.1	-1.8	7.7	-0.5	0.6	-0.4	0.3	2.4	<i>Manufacture of cocoa products</i>
																		<i>Manufacture of chocolate and chocolate products</i>
-1.1	0.3	-3.3	1.5	1.3	13.8	-10.0	-1.6	0.7	-9.5	0.4	-0.3	3.3	5.7	5.2	3.1	1.8	4.4	<i>Manufacture of sugar confectionery</i>
-4.6	0.4	-1.0	1.1	0.2	14.9	-8.3	-2.5	19.3	-6.7	-4.0	3.5	-2.8	7.8	4.4	0.1	0.1	15.7	<i>Manufacture of sauces and condiments</i>
0.2	0.1	4.7	2.6	5.6	-0.01	7.8	-9.8	-0.6	-1.5	6.4	0.9	1.0	2.0	5.6	0.0	-0.04	5.6	<i>Manufacture of other food products n.e.c.</i>
-1.1	0.02	-0.5	0.6	2.6	6.1	-1.3	-1.3	-2.9	-1.5	1.9	-0.4	-0.3	1.1	2.4	0.3	-0.6	4.8	<i>Other industry</i>
0.6	-0.2	-1.2	-0.1	0.2	21.3	-13.8	7.9	-4.7	-2.9	4.2	-1.8	2.7	-1.7	1.2	1.4	3.1	8.0	Manufacture of prepared animal feeds
-1.1	1.6	6.6	-0.04	5.2	9.4	-6.8	-2.6	-0.2	1.6	-3.3	-0.8	-0.7	0.3	7.2	0.3	4.8	5.7	Manufacture of beverages
-1.6	2.9	8.2	-0.2	7.2	11.3	-9.6	-2.9	-0.4	2.5	-2.1	-0.9	-1.4	-3.1	7.3	0.2	7.6	6.6	<i>Manufacture of soft drinks</i>
0.5	-2.3	4.0	0.1	0.3	1.6	1.5	-3.3	4.4	-0.5	-7.4	-0.3	0.6	7.0	6.1	0.8	-2.1	0.7	<i>Production of natural mineral waters and other bottled waters</i>
-2.1	2.4	-0.8	1.3	-0.4	15.1	-1.2	2.7	-12.6	-1.2	-1.7	-0.6	2.5	17.4	9.5	-0.3	-0.02	12.4	<i>Other industry</i>
-0.01	-3.7	8.7	4.7	2.2	27.6	-17.0	7.0	-3.6	-10.5	-1.3	-0.4	-2.2	-3.8	8.8	3.5	-0.7	26.8	Manufacture of tobacco products
-0.4	0.4	3.3	0.3	0.8	3.0	-7.1	-6.6	1.7	0.1	3.9	-1.2	1.4	2.2	0.7	-1.4	1.2	2.2	Spinning, weaving and finishing of textiles
																		<i>Preparation and spinning of textile fibres</i>
-0.4	0.4	6.1	-0.2	1.1	1.5	-5.6	-10.5	5.0	1.6	5.6	-1.4	4.3	0.6	-0.05	-1.8	1.9	2.6	<i>Weaving of textiles</i>
-0.2	0.8	-2.5	1.5	-0.2	7.0	-10.6	1.0	-4.8	-2.1	-0.5	-1.2	-5.8	7.0	2.7	-0.2	-0.04	1.7	<i>Dyeing, bleaching, printing and finishing of yarns and fabrics</i>
-1.9	-1.5	2.5	0.9	2.5	-4.4	-0.8	12.8	-0.8	-13.0	6.4	6.8	2.5	-1.5	-1.6	-2.2	-4.2	-4.4	<i>Other industry</i>
2.4	-0.01	1.2	0.8	2.6	-0.1	6.7	-1.8	2.0	1.4	1.8	-1.3	-1.0	0.02	1.2	0.8	-0.4	0.5	Manufacture of other textiles
0.9	0.1	0.3	3.3	6.1	-1.0	-6.5	0.1	-2.1	8.7	2.2	-0.3	-5.0	1.6	0.7	2.6	0.2	-1.4	<i>Manufacture of knitted and crocheted fabrics</i>
3.1	-0.03	1.5	-0.2	1.2	0.3	12.5	-2.5	3.6	-1.1	1.7	-1.7	0.5	-0.6	1.4	0.1	-0.7	1.2	<i>Other industry</i>
4.9	-0.2	3.2	-0.6	9.2	11.1	-4.5	-7.2	0.5	0.5	-0.9	-4.3	0.6	-1.2	4.1	-0.8	7.4	7.9	Manufacture of wearing apparel, except fur
6.2	-1.0	4.0	-0.6	9.8	15.8	-6.9	-9.0	-0.2	1.1	-1.3	-5.9	2.7	-2.5	4.1	-0.7	10.1	11.7	<i>Manufacture of clothings</i>
2.3	1.3	1.6	-0.7	7.8	1.1	1.1	-3.1	1.9	-0.8	-0.1	-1.0	-3.5	1.6	4.2	-1.0	1.9	-0.5	<i>Other industry</i>
-0.8	-11.5	-0.1	-1.1	0.8	5.4	4.0	-10.3	2.8	2.7	0.8	-1.0	1.5	1.3	0.5	-1.3	2.3	-0.5	Manufacture of articles of fur, knitted and crocheted apparel
																		<i>Tanning and dressing of leather; manufacture of luggage, handbags, saddlery and harness; dressing and dyeing of fur</i>
-4.2	9.4	4.4	-0.2	1.1	3.0	-2.0	-2.4	1.0	0.6	0.2	-1.8	-1.3	-0.4	4.8	1.9	-2.4	6.6	
-4.6	5.4	5.0	0.2	0.1	3.5	3.3	1.0	-1.5	-2.6	0.9	-1.9	-4.6	3.0	5.6	0.8	1.7	-0.02	Manufacture of footwear
																		<i>Manufacture of leather footwear</i>
-4.8	5.5	5.2	-0.1	-0.8	6.1	0.8	0.5	-2.1	-2.6	0.5	-1.5	-6.0	1.1	5.3	0.5	-1.1	-0.4	<i>Manufacture of rubber footwear</i>
-4.0	5.2	4.3	0.8	2.4	-3.1	10.4	2.1	-0.1	-2.8	1.8	-2.8	-1.1	7.3	6.5	1.5	7.6	0.7	<i>Other industry</i>
-2.0	-0.7	2.2	-0.4	-1.1	2.4	2.9	2.5	-3.2	-1.8	-1.9	-1.0	5.0	-1.7	1.5	2.0	-0.8	-0.03	Sawmilling and planning of wood

Jadual Table **1.6c** : Gaji dan Upah yang Dibayar Sektor Pembuatan Mengikut Kumpulan: Perubahan Peratusan Bulanan/Suku Tahunan
 : Salaries and Wages Paid of Manufacturing Sector by Group: Monthly/Quarterly Percentage Change

Kod Kumpulan Group code	Keterangan Kumpulan/Tempoh	2022				2023				2022					
		Q1	Q2	Q3	Q4	Q1	Q2	Q3	Q4	Jan.	Feb.	Mac	Apr.	Mei	Jun
162	Pembuatan produk daripada kayu, gabus, jerami dan bahan jalinan lain	0.4	-1.8	2.2	2.9	2.5	-1.6	2.1	2.4	0.7	-2.5	-0.3	-0.7	0.9	-1.9
16211	Pembuatan kepingan venier dan papan lapis	-4.8	-3.5	6.8	3.8	-3.7	-1.5	5.6	2.0	-5.5	-1.9	-1.1	-2.8	1.9	-1.6
16212	Pembuatan papan partikel dan papan gentian	8.4	0.3	-2.6	-0.01	10.8	-5.4	3.3	5.1	6.3	-1.4	1.8	1.0	-1.6	-1.2
16221	Pertukangan kayu untuk jurubina	6.4	-0.2	-0.4	2.8	11.9	0.2	-2.6	-3.4	7.1	-1.5	-1.3	2.0	0.3	-3.0
	Industri lain	2.8	-0.5	-3.1	2.8	2.8	-0.9	-2.5	9.5	7.9	-6.7	1.3	0.8	1.3	-1.9
170	Pembuatan kertas dan produk kertas	1.2	-1.5	0.7	4.1	1.3	-4.5	0.6	4.4	-0.05	2.1	-1.9	-0.8	-0.8	1.4
17010	Pembuatan pulpa, kertas dan kertas tebal	-1.0	1.5	1.6	0.03	-12.3	-17.7	2.0	9.0	1.3	0.5	-1.5	-2.4	4.5	5.4
17020	Pembuatan kertas gelugur dan kertas tebal dan bekas daripada kertas dan kertas tebal	-1.7	2.6	3.1	4.0	2.6	-0.4	2.5	1.8	2.0	-5.1	-0.2	3.8	0.4	1.3
17091	Pembuatan sampul surat dan kad surat	-8.8	-2.2	2.3	1.2	-3.0	-0.7	-2.7	7.5	-3.9	-6.9	-1.4	-1.7	4.5	-0.2
17092	Pembuatan kertas kegunaan rumah dan pembersih peribadi	12.4	-4.9	-2.8	3.8	15.5	-10.6	-4.9	8.5	-4.0	30.4	-6.5	-3.1	-8.4	0.8
17093	Pembuatan kertas bergam atau pelekat yang berjalur atau bergulung dan label dan kertas dinding	-6.1	-11.4	-2.2	7.0	-6.8	-2.4	-0.9	0.2	-6.4	0.7	-1.7	-10.1	-1.5	1.2
	Industri lain	9.9	-0.8	-0.3	7.3	1.8	1.6	3.0	6.8	6.0	-5.3	-0.1	1.0	1.1	-1.9
181 & 182	Percetakan, aktiviti perkhidmatan berkaitan percetakan dan penerbitan semua media rakaman	5.3	-1.3	-3.2	6.1	3.4	1.1	-2.8	3.6	-1.2	-4.7	2.0	-2.1	1.9	-0.4
18110	Percetakan	4.8	0.2	-3.6	6.2	2.5	2.2	-3.2	4.2	-2.3	-4.8	2.7	-1.2	2.1	-0.2
18120	Aktiviti perkhidmatan berkaitan percetakan &	8.4	-9.1	-0.7	5.5	8.0	-4.7	-0.5	0.1	4.3	-4.2	-1.9	-6.7	0.9	-1.7
18200	Penerbitan semua media rakaman														
192 (19201 & 19202)	Pembuatan produk petroleum bertapis	1.2	-15.4	8.5	8.3	8.2	-15.8	4.0	12.0	-10.8	-0.7	16.9	-25.1	-0.1	7.4
201	Pembuatan kimia asas, baja dan sebatian nitrogen, plastik dan getah sintetik dalam bentuk primer	4.4	-1.5	2.6	0.6	6.3	-7.2	-3.5	1.5	-2.4	1.7	5.2	-5.4	-2.3	5.1
20111	Pembuatan gas perindustrian atau perubatan bukan organik dalam bentuk cecair atau mampat	24.5	-0.1	5.0	-3.2	21.2	-8.7	12.0	4.3	20.6	2.3	0.1	-0.9	-3.3	6.6
20112 & 20113	Pembuatan kimia organik asas	5.4	-2.4	5.8	-0.1	5.7	-9.5	-6.6	1.8	0.1	0.7	2.5	-5.3	-2.6	8.5
20113	Pembuatan sebatian bukan organik														
20121 & 20129	Pembuatan baja	4.4	-7.3	-0.7	2.7	-1.5	-2.3	-6.7	-4.4	-9.9	10.2	10.4	-16.5	1.4	-0.1
20129	Pembuatan produk campuran nitrogen														
20131	Pembuatan plastik dalam bentuk primer	-3.8	1.5	-3.3	2.4	5.8	-2.7	-2.1	1.5	-11.3	-0.2	11.4	-3.6	-3.2	0.9
	Industri lain	11.3	3.7	2.3	0.9	1.9	-14.4	-6.8	3.5	5.7	4.7	0.2	1.8	0.4	0.0
202 & 203	Pembuatan produk kimia lain dan serat buatan manusia	3.4	-7.3	0.4	4.5	3.1	-4.4	2.8	1.9	-4.5	-1.2	2.1	-6.2	-3.3	-0.1
20210	Pembuatan racun perosak dan produk agrokimia lain	18.1	-0.7	-8.0	4.5	11.8	14.0	-9.8	5.0	21.6	-10.2	22.8	-1.0	-11.9	-3.9
20221	Pembuatan cat, varnis dan penyadur dan mastik	14.0	-13.7	0.6	8.8	14.0	-4.8	5.6	0.2	14.8	-11.2	1.2	-5.7	-9.0	1.9
20222	Pembuatan dakwat cetak	-5.3	-7.3	-2.1	2.1	-6.2	-2.2	-1.0	-3.7	-7.4	-2.1	1.8	-3.3	-5.3	-3.3
20231 & 20232	Pembuatan sabun dan bahan pencuci, penyediaan membersihkan dan mengilap	5.5	-14.0	2.0	6.6	10.1	-7.4	2.0	-2.3	-10.7	9.4	-0.4	-14.6	-3.7	1.7
20232	Pembuatan pewangi dan penyediaan dandanan diri														
20291 & 20292	Pembuatan plat fotografi, filem, sensitized paper dan other sensitized unexposed materials	-4.0	-0.1	2.3	2.1	-8.0	-7.7	9.5	8.3	-10.8	-3.7	-0.3	-0.1	2.5	-0.4
20292 & 20299	Pembuatan dakwat menulis dan melukis														
20299	Pembuatan produk kimia lain t.t.t.l.														
	Industri lain	5.6	6.1	-1.2	-5.9	4.0	-1.4	-15.8	-19.2	5.7	0.7	-0.3	3.2	5.0	-1.5
210	Pembuatan produk farmaseutikal, kimia perubatan dan botani	-4.5	8.7	3.3	4.4	-10.7	4.6	3.5	5.4	-10.3	-2.3	0.0	12.7	-4.5	0.7
21001	Pembuatan bahan aktif ubat-ubatan untuk digunakan oleh bidang farmakologi dalam pembuatan ubat-ubatan	-6.1	8.9	2.3	7.0	-12.8	3.5	0.6	6.9	-12.5	-3.5	1.0	12.8	-4.6	0.5
	Industri lain	1.8	8.0	6.9	-5.3	-2.1	8.8	13.7	0.7	-0.1	2.2	-3.7	12.4	-4.1	1.6
221	Pembuatan produk getah	-6.4	13.3	2.5	-7.9	-6.0	6.3	7.4	-5.8	-4.9	-3.9	0.7	4.6	9.0	9.1
22111	Pembuatan tayar getah untuk kenderaan	-7.0	19.8	7.0	-4.3	15.4	4.3	4.8	-4.9	-5.6	-12.4	18.5	-0.7	18.9	0.6
22112	Pembuatan bunga tayar yang boleh ditukar ganti dan tayar celup	1.7	13.9	2.2	0.8	6.8	12.3	6.9	1.9	3.1	-7.9	23.6	0.4	1.0	2.8
22191 & 22193	Pembuatan produk lain daripada getah asli atau sintetik, tidak divulkan, divulkan atau dikeraskan	4.0	8.0	5.7	-6.0	-0.9	5.1	2.7	0.8	-3.1	0.8	5.2	2.7	0.7	3.0
22193	Pengilangan semula getah dan prosesan susu getah														
22192	Pembuatan sarung tangan getah	-12.2	19.0	1.4	-11.7	-13.9	10.5	10.7	-8.7	-6.2	-5.0	-2.8	6.0	16.4	14.2
22199	Pembuatan produk getah lain yang t.t.t.l.	1.1	-0.4	0.3	-1.0	-1.9	-2.8	4.8	-6.3	-3.7	-1.1	-4.0	5.8	-6.3	4.1
222	Pembuatan produk plastik	-0.7	8.9	0.0	0.3	-1.2	3.2	-2.5	1.7	-2.4	-1.1	6.9	3.7	2.8	-2.9
22201 & 22202	Pembuatan produk plastik separa siap	-4.3	10.7	-0.4	4.7	-1.2	-1.3	-5.7	1.5	-4.8	1.3	5.0	5.2	6.6	-8.1
22202	Pembuatan produk plastik siap														
22203	Pembuatan artikel plastik untuk pembungkusan barangan	1.1	17.1	0.2	6.5	9.6	9.0	-9.1	-6.1	-3.1	-7.2	23.6	4.0	2.4	-3.0
22204	Pembuatan barangan plastik jurubina	4.9	4.9	-2.6	4.8	9.2	13.0	-10.4	0.8	0.7	-5.5	9.1	1.9	1.9	-6.4
22205	Pembuatan pinggan mangkuk, peralatan dapur dan barangan tandas daripada plastik	2.3	2.3	1.5	-4.7	-0.7	2.1	-0.7	-2.0	-1.5	0.8	4.7	-0.5	-0.7	-0.1
22209	Pembuatan pelbagai produk plastik t.t.t.l.	1.1	3.9	0.0	-7.4	-10.3	2.8	8.2	9.8	0.1	0.1	-0.3	3.1	0.1	2.5
231 (23101 & 23102 & 23109)	Pembuatan kaca dan produk kaca	1.8	2.2	4.5	7.6	-4.7	-0.7	1.2	0.5	-0.3	-5.6	1.4	-0.1	7.0	-3.4

2023																		Group Description/Period
Jul.	Ogo.	Sep.	Okt.	Nov.	Dis.	Jan.	Feb.	Mac	Apr.	Mei	Jun	Jul.	Ogo.	Sep.	Okt.	Nov.	Dis.	
2.5	0.6	0.8	0.6	0.6	3.2	0.3	0.4	-1.0	-0.8	0.7	-2.2	2.4	1.3	0.3	0.8	0.8	1.4	Manufacture of products of wood, cork, straw and plaiting materials
4.4	3.2	1.9	-0.6	2.3	1.5	-6.2	2.3	-1.8	-1.4	2.1	-3.0	6.2	1.0	0.4	0.1	2.4	-0.9	Manufacture of veneer sheets and plywood
-0.4	-0.7	-1.3	-0.3	0.5	3.4	9.5	-0.8	-2.0	-0.6	-1.3	-7.2	6.1	5.2	-1.7	1.0	4.5	1.7	Manufacture of particle board and fibreboard
3.8	-3.1	-0.2	3.7	-5.0	11.7	7.3	-1.3	-1.4	2.3	-1.5	1.0	-2.4	-0.2	-0.9	0.4	-4.6	-0.3	Manufacture of builders' carpentry
-1.8	-1.1	0.7	1.5	2.7	-2.0	3.2	-1.3	2.8	-3.3	1.4	0.6	-5.1	0.9	3.6	3.2	-0.4	11.0	Other industry
-1.0	0.8	1.6	0.7	0.4	5.2	-3.4	3.0	-2.0	-3.8	-0.8	0.4	-1.0	1.2	2.6	1.8	-1.4	4.3	Manufacture of paper and paper products
-2.5	-0.4	-1.4	3.9	-1.4	-5.4	-13.5	12.6	-7.2	-8.5	-13.8	0.8	4.3	2.6	2.0	7.3	-1.3	0.7	Manufacture of pulp, paper and paperboard
-0.9	3.5	1.9	-0.5	2.1	1.9	1.8	-1.6	-0.1	-1.1	2.0	-0.1	0.8	0.3	2.8	0.7	-1.3	-0.03	Manufacture of corrugated paper and paperboard and of containers of paper and paperboard
1.1	-1.2	2.4	0.1	-1.9	3.6	-4.1	-1.9	2.4	-1.4	-0.1	-0.6	-3.2	-0.6	4.0	3.0	1.9	1.7	Manufacture of envelopes and letter-card
0.3	-2.5	3.3	-0.6	-3.1	15.9	-2.3	15.4	-4.7	-11.4	-0.9	0.3	-9.8	6.3	3.7	1.5	-3.6	14.6	Manufacture of household and personal hygiene paper
-3.7	-0.6	5.0	3.0	1.3	-0.5	-5.5	-1.2	-2.1	-1.2	0.04	1.7	-0.2	-3.0	0.7	1.7	-0.6	-1.4	Manufacture of gummed or adhesive paper in strips or rolls and labels and wall paper
1.2	-0.1	-1.5	0.2	1.8	20.8	-8.7	-3.0	0.5	1.2	1.0	1.1	0.7	0.8	2.1	0.8	-0.1	12.9	Other industry
-2.7	0.2	-2.9	3.2	3.8	6.6	0.8	-5.3	2.2	-0.3	3.4	-1.4	-2.4	0.7	-2.9	0.9	3.0	7.3	Printing, service activities related to printing and reproduction of recorded media
-3.2	-0.1	-2.8	3.4	3.2	7.3	-0.6	-5.0	2.6	0.9	2.7	-1.6	-2.5	0.4	-2.6	0.8	3.5	7.9	Printing
0.1	1.7	-3.2	1.7	6.6	2.9	8.7	-6.7	-0.1	-6.8	7.5	-0.7	-2.3	2.3	-4.8	1.5	-0.2	3.9	Service activities related to printing
																		Reproduction of recorded media
-0.4	0.9	10.2	-0.5	-4.8	16.1	-4.7	-1.5	17.2	-24.6	-0.5	4.5	-2.6	2.1	6.9	4.3	-4.5	15.9	Manufacture of refined petroleum products
1.4	-1.8	-0.7	0.3	-0.6	5.3	1.0	-1.0	8.0	-7.2	-9.0	4.4	-0.5	-3.2	-1.6	1.4	0.4	6.3	Manufacture of basic chemicals, fertilizer and nitrogen compounds, plastics and synthetic rubber in primary forms
-0.5	5.1	-3.4	1.3	-5.7	0.1	6.4	20.6	5.9	-17.1	-0.4	1.3	9.8	0.9	2.2	2.8	-0.1	-0.7	Manufacture of liquefied or compressed inorganic industrial or medical gases
2.2	-1.5	-0.2	0.3	-3.0	7.0	2.2	-3.1	5.9	-5.2	-14.6	9.1	-2.8	-4.9	-3.3	2.1	1.2	8.7	Manufacture of basic organic chemicals
																		Manufacture of inorganic compounds
																		Manufacture of fertilizers
1.8	-4.4	0.4	-0.3	1.7	9.6	-4.9	-10.0	12.1	-5.8	-0.2	-0.4	-3.6	-3.6	-1.4	-0.8	-2.4	0.3	Manufacture of associated nitrogen products
0.1	-3.7	-1.1	0.1	5.5	2.3	-1.9	-0.1	13.7	-8.3	-3.1	-0.8	1.4	-2.4	-0.8	0.3	0.8	6.2	Manufacture of plastics in primary forms
3.5	-2.0	0.2	-0.04	-0.3	4.9	5.8	-7.9	-4.3	1.2	-16.0	1.3	-4.7	3.2	2.8	1.0	-6.8	13.3	Other industry
3.2	-1.5	-1.4	0.03	0.8	16.3	-7.8	2.5	-1.5	-2.8	-2.4	0.4	3.1	0.9	-1.0	0.2	-1.5	9.7	Manufacture of other chemical products and man-made fibres
1.0	-8.2	10.8	-0.6	2.0	-0.5	2.8	0.8	23.6	-2.0	1.2	1.6	-4.7	-12.8	6.4	5.5	-1.9	4.1	Manufacture of pesticides and other agrochemical products
3.5	-1.7	0.8	2.3	0.4	18.2	-1.4	12.5	-12.6	1.9	-2.9	1.1	0.0	10.1	-2.6	-1.6	-3.3	8.3	Manufacture of paints, varnishes and similar coatings ink and mastics
1.3	1.3	-0.8	1.3	-0.4	3.6	-7.7	-2.5	3.5	-3.7	2.0	-3.5	2.3	-1.0	-2.6	-1.4	-0.2	-0.3	Manufacture of printing ink
0.8	3.2	-2.2	-1.9	1.6	23.8	-10.1	11.8	-4.5	-5.6	-4.3	1.3	3.2	1.8	-5.0	-3.1	-2.0	15.6	Manufacture of soap and detergents, cleaning and polishing preparations
																		Manufacture of perfumes and toilet preparations
																		Manufacture of photographic plates, films, sensitized paper and other sensitized unexposed materials
6.4	-4.4	-4.6	0.8	0.4	17.6	-11.4	-9.8	-0.5	-2.2	-2.9	-0.04	8.2	2.2	2.3	3.0	-0.4	9.3	Manufacture of writing and drawing ink
																		Manufacture of other chemical products n.e.c.
-1.4	1.6	-4.4	-1.6	-1.8	-2.1	6.1	6.6	-12.3	4.2	3.5	-3.1	4.8	-24.9	-9.2	-6.5	5.7	-2.8	Other industry
2.3	3.5	-0.8	2.3	-5.1	15.2	-14.2	-5.5	0.5	9.7	-4.9	0.4	2.8	3.9	-1.3	2.4	-3.6	15.4	Manufacture of pharmaceuticals, medicinal chemical and botanical products
1.5	3.3	-0.3	4.3	-6.6	19.6	-17.0	-6.8	0.9	10.5	-7.2	0.8	0.8	3.8	-1.8	2.6	-3.8	20.8	Manufacture of medicinal active substances to be used for their pharmacological properties in the manufacture of medicaments
5.5	4.0	-2.7	-5.0	1.3	-1.8	-1.0	-0.2	-0.6	7.1	3.7	-1.0	10.0	4.2	0.3	1.8	-3.1	-1.7	Other industry
-4.1	-0.4	-4.3	-4.0	0.03	-3.2	-5.6	2.1	1.3	0.6	3.2	5.6	1.6	3.2	-3.7	-2.8	-0.7	-3.6	Manufacture of rubber products
-0.7	4.6	-3.8	-3.5	1.4	-1.9	22.3	-3.8	-7.2	12.8	-1.0	-2.3	6.2	2.6	-3.4	-3.5	0.7	-1.4	Manufacture of rubber tyres for vehicles
-2.1	3.2	-0.1	1.7	-1.2	-3.2	0.8	0.5	25.2	-5.5	4.2	-0.1	2.0	5.0	0.3	0.04	0.7	-1.5	Manufacture of interchangeable tyre treads and retreading rubber tyres
1.7	1.7	1.8	-8.7	-0.01	3.4	-6.2	1.0	7.7	1.7	-2.0	-1.7	4.3	-0.7	2.2	-0.7	-0.8	2.3	Manufacture of other products of natural or synthetic rubber, unvulcanized, vulcanized or hardened
																		Rubber remilling and latex processing
-7.1	-3.1	-7.2	-4.0	0.7	-7.9	-12.1	6.5	-3.0	0.3	8.7	11.9	-1.5	6.2	-6.7	-4.0	-0.3	-6.4	Manufacture of rubber gloves
-1.5	3.2	-2.3	-0.1	-2.3	3.5	-3.9	-3.2	8.2	-6.1	-2.3	2.6	5.1	-1.1	-1.5	-2.0	-2.8	-3.8	Manufacture of other rubber products n.e.c.
-0.4	2.4	-0.4	-0.7	-1.8	5.2	-2.9	-2.9	2.9	3.7	-0.4	-3.3	-0.6	0.6	0.1	0.2	0.8	2.1	Manufacture of plastics products
																		Manufacture of semi-manufactures of plastic products
0.7	5.1	-2.2	1.5	-0.03	8.9	-3.9	0.8	-9.9	7.9	-0.5	-5.2	-5.1	4.9	-0.4	-0.6	1.4	-0.5	Manufacture of finished plastic products
0.8	2.0	-2.1	6.4	-0.9	4.3	4.5	-7.6	23.7	-1.4	0.7	-4.6	2.3	-12.0	-1.8	-2.1	0.1	4.2	Manufacture of plastic articles for the packing of goods
0.5	0.4	1.2	1.5	-1.5	10.1	0.5	-1.2	9.9	1.3	11.0	-5.7	-1.8	-13.2	2.0	1.6	-1.5	11.6	Manufacture of builders' plastics ware
0.4	1.9	0.4	-2.7	-5.7	2.7	-2.0	1.2	2.1	0.4	-0.5	0.7	-3.7	5.1	-1.9	0.9	-6.3	3.0	Manufacture of plastic tableware, kitchenware and toilet articles
-2.5	0.2	2.4	-7.4	-3.5	2.1	-8.0	-4.4	1.0	5.3	-2.1	-0.5	2.6	8.3	2.7	2.7	2.3	2.4	Manufacture of diverse plastic products n.e.c.
2.4	-0.8	8.3	-0.5	0.5	7.6	-4.1	-7.8	-0.8	0.6	3.6	-1.2	-0.1	-0.3	3.4	-2.0	-2.1	5.5	Manufacture of glass and glass products

Jadual Table **1.6c** : Gaji dan Upah yang Dibayar Sektor Pembuatan Mengikut Kumpulan: Perubahan Peratusan Bulanan/Suku Tahunan
 : *Salaries and Wages Paid of Manufacturing Sector by Group: Monthly/Quarterly Percentage Change*

Kod Kumpulan Group code	Keterangan Kumpulan/Tempoh	2022				2023				2022					
		Q1	Q2	Q3	Q4	Q1	Q2	Q3	Q4	Jan.	Feb.	Mac	Apr.	Mei	Jun
239	Pembuatan pengeluaran galian bukan logam t.t.t.l.	0.1	2.0	-0.4	2.0	-3.4	2.0	2.1	5.2	-2.2	-2.2	3.6	-0.2	0.8	0.1
23911 & 23921	Pembuatan mortar refraktori dan konkrit & Pembuatan seramik bukan refraktori	-12.9	5.3	1.6	2.3	-7.5	7.1	1.9	3.2	-12.5	-0.6	7.0	-3.4	8.6	-3.7
23930 & 23941	Pembuatan produk porselin dan seramik lain & Pembuatan simen hidraulik	8.9	-1.6	-2.2	-2.0	-10.0	-5.0	4.6	0.3	-0.3	9.9	-6.4	-5.6	7.8	1.1
23951	Pembuatan konkrit dan mortar siap bancuh dan bancuhan kering	-1.6	0.3	-2.5	3.7	3.6	2.3	-2.7	0.1	2.4	-12.1	1.9	1.8	3.7	-2.1
23952 & 23953 & 23959	Pembuatan konkrit pratuangan, simen atau artikel batu buatan yang digunakan dalam pembinaan; & Pembuatan komponen struktur pasang siap untuk bangunan atau kejuruteraan awam dari simen, batu atau konkrit buatan & Pembuatan artikel konkrit, simen dan plaster lain t.t.t.l.	2.8	2.2	1.0	-1.2	-5.2	-1.3	2.6	4.2	-3.6	-3.5	8.5	-0.5	-3.0	1.4
23990	Pembuatan produk mineral bukan logam lain t.t.t.l. Industri lain	0.0	1.1	0.2	1.2	-1.6	3.5	3.3	4.3	3.6	-0.8	0.9	-1.0	2.0	1.2
		0.3	-0.3	-0.8	8.3	-1.0	0.1	3.6	12.0	-10.5	-2.3	1.6	-6.6	10.0	-0.4
		5.1	8.4	-3.7	2.9	-7.8	4.4	-1.9	6.9	-0.7	-2.6	10.1	14.8	-15.6	-0.8
241 (24101 & 24102 & 24103 & 24104 & 24109)	Pembuatan besi dan keluli asas	6.7	-4.7	-5.7	6.9	5.7	-5.5	-4.5	5.4	-1.8	-2.3	3.6	-4.0	-2.7	-1.5
242 (24201 & 24202 & 24209)	Pembuatan logam asas berharga dan logam bukan ferus lain	-1.6	-7.9	0.1	6.5	9.9	-7.9	-4.4	5.0	-3.3	-1.7	-8.1	-3.3	3.4	-2.5
243	Pengacuan logam	1.0	-5.6	1.4	3.0	-2.3	-3.9	-3.6	5.2	-0.9	0.7	-1.0	-3.6	-1.4	-2.3
251 & 252	Pembuatan produk struktur logam, tangki, takungan, penjana wap, senjata dan peluru	-0.3	-2.7	0.2	4.9	1.9	-0.9	0.4	1.6	1.6	-4.1	-0.8	-0.9	1.4	-2.7
25113 & 25119	Pembuatan pintu, tingkap dan bingkai, penutup tingkap dan pintu pagar daripada logam & Pembuatan produk struktur logam lain	-1.2	-4.2	-1.1	7.6	3.6	-1.0	-1.0	-1.9	1.4	-6.4	-1.1	0.2	0.9	-6.2
25120	Pembuatan tangki, takungan dan kontena daripada logam Industri lain	-0.3	-1.4	2.5	1.0	-0.7	-0.3	2.5	6.3	0.7	-0.8	-1.1	-2.3	2.5	0.7
		3.4	-0.3	-1.9	6.3	2.0	-2.7	-0.2	2.6	5.1	-3.8	1.6	-1.1	0.4	2.3
259	Pembuatan lain-lain produk yang direka daripada logam; aktiviti perkhidmatan kerja logam	0.5	-4.4	-0.6	4.8	4.6	-4.2	1.1	7.0	-2.2	-3.0	-0.2	-4.3	2.1	-1.3
25910	Tempaan, tekanan, hentakan dan bentuk gelekkan logam; serbuk metalurgi	-1.4	-3.1	-3.1	3.4	-2.2	-3.4	3.1	6.8	-7.6	0.1	-2.2	-1.1	1.9	-5.3
25920 & 25991	Rawatan dan penyalutan logam; menggunakan mesin & Pembuatan tin untuk produk makanan dan minuman, tiub dan kotak boleh dilipat	3.3	-1.8	-7.1	4.4	1.9	-3.6	-7.4	2.7	-5.3	1.6	-3.4	-3.1	3.7	2.1
25992 & 25993	Pembuatan kabel, plaited bands (jalur/pita berpintal) dan artikel seumpamanya daripada logam & Pembuatan bolt, skru, nat dan produk uliran seumpamanya	-5.6	-2.3	8.4	14.6	-1.3	-4.8	8.2	12.8	-8.8	-2.4	2.3	-3.6	-0.4	2.7
25994 & 25999	Pembuatan barangan rumah daripada logam & Pembuatan produk lain yang direka daripada logam t.t.t.l. Industri lain	1.5	-7.9	3.2	5.1	5.2	-1.4	1.2	7.6	2.0	-2.9	-0.1	-12.1	9.5	-1.1
		-0.9	5.5	1.7	-6.3	0.7	-1.3	6.4	0.9	-0.1	-7.3	7.6	-0.8	5.0	1.8
		6.5	-1.4	-1.7	1.3	12.3	-8.5	-0.9	5.0	3.0	-2.7	0.7	-1.2	1.5	-2.3
		-13.3	-19.7	-8.9	6.0	15.9	-0.1	3.7	10.4	-2.9	-23.2	3.8	3.6	-25.1	-0.7
261	Pembuatan komponen dan papan elektronik	4.1	-5.0	-3.4	7.1	3.2	-3.4	-7.5	6.6	-5.9	3.9	-6.6	-1.1	-0.8	-0.5
26101 & 26102	Pembuatan diod, transistor dan alatan semikonduktor yang seumpamanya & Pembuatan litar elektronik bersepadu dengan pemasangan mikro	1.6	-2.7	-4.1	5.4	2.9	-2.7	-4.3	3.6	-7.4	1.9	-4.2	-0.8	-0.9	2.6
26103 & 26104 & 26105	Pembuatan kapasitor dan perintang elektrik & Pembuatan papan litar bercetak & Pembuatan komponen paparan	8.6	-10.0	-1.3	11.1	3.6	-5.0	-13.4	13.0	-4.1	8.9	-12.7	-1.8	-0.3	-6.1
26109	Pembuatan komponen lain untuk aplikasi elektronik	9.9	-1.5	-6.6	2.5	5.3	0.1	-11.5	7.4	7.0	-4.1	9.5	-2.0	-2.6	-6.8
262 (26201 & 26202)	Pembuatan komputer dan kelengkapan peranti	-1.6	-0.3	-0.9	7.5	-5.1	-0.3	2.9	8.6	-7.3	-3.8	4.3	-3.2	2.3	-0.3
263/ 26300	Pembuatan peralatan komunikasi	6.4	1.1	-4.6	13.0	-0.2	-6.3	-9.9	10.3	3.2	-0.7	1.5	12.1	-16.1	1.0
264/ 26400	Pembuatan peralatan elektronik pengguna	5.4	-0.7	4.9	-0.2	-3.9	-5.5	8.9	6.3	8.2	-5.2	-2.9	2.6	-1.1	3.8
265	Pembuatan kelengkapan mengukur, menguji, memandu arah dan kawalan; jam tangan dan jam	10.9	11.9	8.8	12.2	-11.6	20.0	3.9	2.4	-6.1	2.3	11.6	-4.7	7.7	9.4
26511 & 26512	Pembuatan kelengkapan mengukur, menguji, memandu arah dan kawalan & Pembuatan kelengkapan kawalan proses perindustrian	11.7	13.6	9.1	12.8	-12.6	22.2	3.4	2.8	-6.4	3.3	13.0	-4.7	8.0	10.2
26520	Pembuatan jam tangan dan jam dan bahagiannya	3.1	-6.2	5.6	4.8	2.7	-6.6	10.8	-2.9	-3.0	-7.9	-3.7	-3.7	4.3	-0.3
266/ 26600	Pembuatan peralatan penyinaran, perubahan elektro dan elektroterapeutik	4.9	4.2	-1.4	1.9	2.3	1.3	-13.0	2.2	16.8	-0.5	7.3	-1.8	1.4	1.4

2023																		Group Description/Period
Jul.	Ogo.	Sep.	Okt.	Nov.	Dis.	Jan.	Feb.	Mac	Apr.	Mei	Jun	Jul.	Ogo.	Sep.	Okt.	Nov.	Dis.	
-0.5	-1.1	1.5	0.5	0.04	2.6	-2.9	-4.4	2.3	-0.2	3.5	-0.2	-0.4	0.4	3.6	0.3	2.0	2.8	Manufacture of non-metallic mineral products
																		<i>Manufacture of refractory mortars and concretes</i>
3.6	-3.1	-0.3	1.0	-0.8	9.4	-12.3	-4.1	7.6	-0.7	4.8	2.8	-3.0	1.9	0.9	-0.1	-2.9	12.5	<i>Manufacture of non-refractory ceramic</i>
-6.8	1.8	1.0	-0.9	-3.4	-0.4	8.4	-23.6	-0.4	-0.2	8.7	-1.5	1.0	2.2	0.8	-2.4	0.6	3.5	<i>Manufacture of other porcelain and ceramic products</i>
-0.8	-5.8	7.6	-2.9	0.9	9.4	2.2	-7.0	-0.4	1.4	6.8	-2.5	-1.4	-4.6	4.1	-4.3	1.2	7.9	<i>Manufacture of hydraulic cement</i>
0.3	1.5	-0.6	1.5	-6.0	3.8	-3.9	-2.2	-0.8	-0.8	0.9	0.7	-0.2	0.2	5.4	-1.1	1.1	3.0	<i>Manufacture of ready-mix and dry-mix concrete and mortars</i>
																		<i>Manufacture of precast concrete, cement or artificial stone articles for use in construction</i>
0.6	-3.4	1.4	0.1	5.0	-5.5	3.1	-5.7	4.2	0.3	4.0	-0.6	2.8	-2.0	3.0	0.5	6.0	-4.4	<i>Manufacture of prefabricated structural components for building or civil engineering of cement, concrete or artificial stone</i>
																		<i>Manufacture of other articles of concrete, cement and plaster n.e.c.</i>
-5.1	0.9	3.2	2.3	-2.0	14.1	-9.9	2.3	-0.3	-6.2	10.1	-1.4	-4.9	7.7	4.0	3.6	-0.4	9.4	<i>Manufacture of other non-metallic mineral products n.e.c.</i>
0.8	2.3	1.2	0.1	0.05	3.7	-9.7	-2.9	4.7	6.9	-7.2	1.4	-2.4	0.9	4.7	2.3	-1.5	6.4	<i>Other industry</i>
-4.9	0.1	2.9	-0.02	0.7	13.1	-0.3	-3.9	0.6	-3.2	-0.3	-3.7	-3.0	0.6	1.9	-0.8	0.3	13.5	Manufacture of basic iron and steel
-1.0	2.0	1.0	2.0	0.2	8.7	3.5	2.9	-4.5	-5.6	0.9	-2.7	-1.8	-2.9	2.3	1.1	0.5	8.8	Manufacture of basic precious and other non-ferrous metals
3.3	-1.4	3.2	-0.4	0.2	5.0	-0.4	-7.9	0.6	-0.5	-2.3	1.3	-5.9	2.0	2.9	2.1	-2.1	5.8	Casting of metals
1.8	-2.3	3.9	0.8	2.4	2.1	-0.1	-0.8	1.1	-2.3	2.4	-1.9	1.1	-0.4	-0.2	-0.9	0.4	7.7	Manufacture of structural metal products, tanks, reservoirs , steam generators , weapons and ammunition
																		<i>Manufacture of metal doors, windows and their frames, shutters and gates</i>
2.6	-3.5	8.4	-0.5	3.1	4.7	-1.0	-0.4	2.5	-3.6	2.9	-2.2	0.8	-1.1	-1.4	-1.4	-0.5	3.5	<i>Manufacture of other structural metal products</i>
2.0	-1.2	0.2	1.3	0.1	-0.5	0.4	-0.5	-1.3	-0.2	2.3	-1.6	2.4	-0.2	1.6	-1.2	1.7	15.9	<i>Manufacture of tanks, reservoirs and containers of metal</i>
-2.2	-0.4	-3.1	4.5	6.7	-1.2	2.5	-3.6	2.0	-2.5	0.3	-1.2	-1.1	2.7	-0.3	2.0	0.2	-0.5	<i>Other industry</i>
-1.5	1.2	0.9	0.7	1.0	7.0	-0.4	1.3	-2.0	-4.0	2.0	-1.9	-0.5	1.8	2.9	1.5	0.2	8.0	Manufacture of other fabricated metal products; metal working service activities
																		<i>Forging, pressing, stamping and roll-forming of metal; powder metallurgy</i>
-1.1	2.5	-1.8	0.1	-0.8	12.8	-7.3	-2.2	-2.3	-0.4	1.1	-4.4	3.1	3.4	1.3	0.8	-0.6	13.0	<i>Treatment and coating of metals; machining</i>
-8.2	-2.4	0.8	-0.6	2.9	10.1	-5.1	2.2	-4.7	-0.7	-0.9	0.3	-0.9	-9.4	-0.3	-0.9	-1.1	24.7	<i>Manufacture of tins and cans for food products, collapsible tubes and boxes</i>
-1.1	5.7	11.4	-0.9	7.5	2.3	-3.2	-1.4	-2.9	-4.2	3.3	-1.2	0.2	8.5	5.6	1.5	7.4	-1.4	<i>Manufacture of metal cable, plaited bands and similar articles</i>
																		<i>Manufacture of bolts, screws, nuts and similar threaded products</i>
1.8	-1.1	-0.3	3.5	0.5	5.3	-1.4	4.9	-0.8	-5.6	6.0	-1.6	-0.7	0.01	3.2	3.2	-0.6	7.6	<i>Manufacture of metal household articles</i>
3.5	-4.1	-5.2	-2.7	0.4	2.8	-0.5	-1.0	-0.2	-0.2	-0.7	-0.7	7.4	-0.8	0.8	-0.01	-0.5	3.1	<i>Manufacture of any other fabricated metal products n.e.c.</i>
-2.2	2.4	-0.1	-0.1	-1.6	5.0	11.3	-2.2	-1.3	-7.2	1.3	-1.9	-3.6	3.9	3.1	1.7	-2.2	4.2	<i>Other industry</i>
0.2	2.9	-0.9	1.3	0.4	12.0	-5.7	22.0	-1.9	0.02	-7.0	-1.1	-0.3	7.6	6.5	0.3	0.9	7.8	<i>Other industry</i>
-4.4	0.5	3.9	-0.5	-0.7	15.6	-7.8	4.6	-2.7	-2.5	0.05	-1.6	-8.5	1.6	3.3	-0.4	-0.5	13.5	Manufacture of electronic components and boards
																		<i>Manufacture of diodes, transistors and similar semiconductor devices</i>
-6.6	0.6	2.5	-0.5	-1.3	14.7	-7.7	3.0	1.1	-2.4	-3.3	0.7	-5.2	2.0	0.9	-0.7	-2.4	14.0	<i>Manufacture of electronic integrated circuits micro assemblies</i>
																		<i>Manufacture of electrical capacitors and resistors</i>
0.3	0.3	7.5	-0.4	0.4	18.0	-8.6	8.1	-10.3	-2.8	7.1	-6.3	-15.4	3.0	7.7	-0.3	3.8	12.7	<i>Manufacture of printed circuit boards</i>
																		<i>Manufacture of display components</i>
-1.2	0.1	-0.05	-0.2	-1.0	9.9	-1.4	0.1	2.0	-1.2	-0.7	1.1	-6.3	-13.2	9.9	3.9	-2.9	12.2	<i>Manufacture of other components for electronic applications</i>
-5.2	1.6	8.5	-1.5	-4.8	19.5	-13.3	3.1	-8.7	4.8	5.3	-9.9	6.3	-0.2	6.5	-1.4	-0.1	17.6	Manufacture of computers and peripheral equipment
-1.2	4.4	-2.4	-0.1	23.6	-5.8	-1.1	-3.1	0.8	-4.5	-4.5	4.9	-16.1	10.6	-4.0	-0.9	21.1	-8.2	Manufacture of communication equipment
-3.4	11.6	-3.8	-0.8	0.1	-1.3	-0.4	-7.3	7.1	-9.6	2.5	2.4	-1.1	7.1	8.0	-0.4	-0.3	-1.6	Manufacture of consumer electronics
-4.2	6.0	1.6	1.5	5.7	10.1	-22.3	4.0	6.5	4.4	9.2	7.4	-3.9	-0.5	1.7	-0.8	-0.1	6.9	Manufacture of measuring, testing, navigating and control equipment; watches and clocks
																		<i>Manufacture of measuring, testing, navigating and control equipment</i>
-4.6	6.2	1.7	1.6	6.1	10.0	-23.7	4.7	7.1	5.1	9.9	8.0	-4.9	-0.3	1.8	-0.9	0.1	7.5	<i>Manufacture of industrial process control equipment</i>
2.6	2.8	-0.7	0.3	0.1	11.6	-1.5	-4.6	0.03	-4.0	-0.6	-2.4	14.8	-2.8	0.4	0.4	-3.1	-1.7	<i>Manufacture of watches and clocks and parts</i>
-2.0	-0.4	-1.4	-0.6	-1.6	14.3	-7.7	4.8	-3.0	5.6	-4.5	-1.9	-8.6	-3.1	-0.2	-0.3	-1.9	15.3	Manufacture of irradiation, electromedical and electrotherapeutic equipment

Jadual Table **1.6c** : Gaji dan Upah yang Dibayar Sektor Pembuatan Mengikut Kumpulan: Perubahan Peratusan Bulanan/Suku Tahunan
 : *Salaries and Wages Paid of Manufacturing Sector by Group: Monthly/Quarterly Percentage Change*

Kod Kumpulan Group code	Keterangan Kumpulan/Tempoh	2022				2023				2022					
		Q1	Q2	Q3	Q4	Q1	Q2	Q3	Q4	Jan.	Feb.	Mac	Apr.	Mei	Jun
267 (26701 & 26702) & 268 (26800)	Pembuatan peralatan optikal, kelengkapan fotografi, media magnetik dan optikal	18.3	8.0	-4.3	-0.8	0.6	-2.3	0.7	6.5	-5.1	0.2	40.8	-13.8	-1.2	5.8
271	Pembuatan motor elektrik, penjana, transformer dan perkakasan pengagihan dan pengawalan elektrik	-5.1	-12.0	8.4	1.2	1.8	-7.0	3.1	0.1	-5.5	-4.0	-7.2	-12.2	9.0	2.8
27101	Pembuatan motor elektrik, penjana dan transformer	-7.6	4.4	4.7	-2.5	-3.9	2.5	6.1	3.1	-3.0	-8.7	-3.1	3.8	7.6	2.7
27102	Pembuatan perkakasan pengagihan dan pengawalan elektrik	-3.7	-20.6	11.0	3.6	5.2	-12.3	1.2	-2.0	-6.8	-1.5	-9.3	-20.7	10.0	2.8
272/ 27200	Pembuatan bateri dan akumulator	1.2	-3.0	6.7	6.1	4.6	-2.4	7.0	1.4	2.5	1.7	-3.6	-5.4	7.8	-1.9
273	Pembuatan pendawaian dan peranti pendawaian	0.5	0.1	6.9	0.8	-5.4	-3.4	1.7	-9.5	-6.0	-2.0	-1.7	-3.5	7.4	2.0
27310	Pembuatan kabel gentian optikal	-26.4	0.5	20.4	10.1	-16.0	13.9	3.9	-1.6	-33.6	-1.3	2.2	-9.7	15.5	-0.4
27320	Pembuatan wayar dan kabel elektronik dan elektrik lain	3.1	0.4	6.1	0.5	-4.3	-4.9	1.4	-10.4	-3.5	-2.3	-2.0	-2.8	7.1	2.1
27330	Pembuatan alatan pendawaian pembawa dan bukan pembawa arus untuk litar elektrik (tanpa mengira jenis bahan)	6.2	-8.3	0.9	-10.7	-11.2	-1.4	4.1	-4.6	7.0	2.6	-2.8	-8.3	-0.4	3.9
274/ 27400	Pembuatan kelengkapan pencahayaan elektrik	1.0	-10.4	16.0	3.2	-8.0	-11.2	21.4	4.1	8.1	-10.0	-15.1	-5.1	6.8	14.6
275/ 27500	Pembuatan perkakasan domestik	6.3	-4.3	-11.3	-15.5	5.8	4.2	8.5	-8.2	3.7	-1.5	-1.9	-19.1	31.0	-0.5
279/ 27900	Pembuatan kelengkapan elektrik lain	6.6	1.8	9.6	15.9	0.7	-10.9	3.3	9.3	-7.2	-0.7	2.8	-1.5	1.1	2.8
281 & 282	Pembuatan jentera kegunaan umum dan kegunaan khas	1.0	-4.7	1.2	6.1	-0.1	-6.0	0.4	5.0	-2.3	-0.9	-7.6	1.6	0.0	-2.2
28120 & 28130	Pembuatan alat-alat kuasa bendalir	-7.5	-0.7	4.5	8.9	-10.1	4.4	2.5	6.1	-19.1	-5.4	1.3	0.8	-0.3	-1.2
28180 & 28220	Pembuatan alatan tangan yang menggunakan kuasa dilengkapkan dengan motor elektrik atau bukan motor elektrik atau pneumatik	-8.4	-3.6	3.8	5.8	-8.5	-0.5	1.8	4.4	-13.5	5.8	-13.3	3.2	1.8	-0.9
28192	Pembuatan mesin penyaman udara, termasuk untuk kenderaan bermotor	4.4	-4.6	9.7	7.2	-8.4	-18.4	-2.7	4.7	0.8	5.1	4.7	-10.1	1.8	-0.1
28290	Pembuatan lain-lain mesin bertujuan khas t.t.t.l. Industri lain	3.5	-13.5	-8.6	10.9	8.9	-5.2	-12.3	0.5	-3.9	1.3	-20.0	8.5	-10.2	-1.7
291 (29101 & 29102)	Pembuatan kenderaan bermotor	-0.6	1.7	-3.3	5.1	-8.5	1.3	1.8	3.2	-8.0	2.4	-7.5	6.2	0.4	-0.3
292/ 29200	Pembuatan kerangka (<i>coachwork</i>) untuk kenderaan bermotor; pembuatan treler dan semi treler	2.4	12.5	2.6	3.4	5.1	-4.5	10.8	7.9	-6.0	4.0	14.0	1.5	0.3	1.2
293/ 29300	Pembuatan alat ganti dan aksesori untuk kenderaan bermotor	-2.6	0.5	-4.0	5.3	-1.2	7.0	-5.4	4.0	-8.1	2.3	-2.9	4.0	-3.8	1.0
301 (30110 & 30120)	Pembinaan kapal dan bot	10.3	-5.6	-4.1	1.7	11.6	-1.3	1.3	8.7	-0.7	1.3	20.8	-13.2	-5.4	-1.9
302, 303, 304 & 309	Pembuatan lokomotif keretapi, <i>rolling stock</i> , kapal angkasa dan udara, jentera berkaitan, kenderaan tempur ketenteraan, dan kelengkapan pengangkutan t.t.t.l.	5.5	1.7	-2.1	-0.3	3.1	-0.8	-4.4	1.5	3.5	3.6	2.9	-1.2	1.6	-3.5
30910	Pembuatan motosikal	7.1	3.6	-3.6	-4.3	4.1	1.1	-2.2	2.2	3.0	3.4	7.6	-1.7	1.7	-5.2
30920	Pembuatan basikal dan <i>invalid carriages</i> Industri lain	0.2	-2.1	1.5	6.5	-2.3	-5.2	-20.2	-6.7	9.2	1.8	-4.7	-1.4	4.0	-2.0
310	Pembuatan perabot	2.2	-4.4	-1.0	4.0	5.5	-4.0	0.7	4.4	2.1	-1.9	-0.5	-2.8	0.5	-3.2
31001	Pembuatan perabot kayu dan rotan Industri lain	3.2	-4.6	0.7	4.5	6.5	-2.8	0.6	4.1	2.5	-1.9	-0.3	-3.3	0.8	-3.1
321 (32110 & 32120)	Pembuatan barang kemas, <i>bijouterie</i> dan artikel berkaitan	1.4	-7.5	-1.0	11.4	-2.8	-9.8	1.6	10.3	-8.6	-4.8	-5.3	-1.6	-1.1	-0.2
322, 325 & 329	Pembuatan instrumen muzik, peralatan dan bekalan perubatan dan pergigian dan pembuatan lain t.t.t.l.	0.9	-2.8	1.9	-0.4	-2.1	0.4	2.8	5.0	-1.6	-0.8	-1.4	-2.2	0.1	1.8
32901	Pembuatan alat tulis Industri lain	1.4	-1.1	-1.7	-4.3	0.4	-2.9	8.1	-4.8	0.1	0.4	-1.7	1.3	-2.9	1.7
323/ 32300	Pembuatan barangan sukan	-0.1	-4.2	-0.3	8.5	1.5	-7.2	-10.9	-0.1	0.4	-3.3	0.4	-4.5	1.9	-0.5
324/ 32400	Pembuatan permainan dan mainan	-12.6	0.3	16.2	2.6	-1.8	4.0	0.3	1.8	-22.7	2.6	-4.2	-0.7	1.6	6.0
331 & 332	Pembaikan pemasangan produk logam, jentera, kelengkapan dan pemasangan jentera perindustrian dan kelengkapan	1.0	-0.9	-5.8	9.8	4.8	-0.9	-4.8	4.8	0.2	-1.1	2.3	2.3	-4.8	-3.3
33150	Pembaikan dan penyelenggaraan kelengkapan pengangkutan kecuali motosikal dan basikal Industri lain	3.1	-1.6	-7.3	20.0	6.2	-5.0	-9.3	25.6	0.3	2.5	3.2	1.8	-7.9	-2.8
		0.5	-0.7	-5.4	7.3	4.4	0.2	-3.6	-0.5	0.1	-1.9	2.0	2.5	-4.0	-3.4
	Jumlah Pembuatan	1.4	-0.8	0.2	4.1	0.8	-1.4	-0.4	4.0	-3.2	-0.8	0.5	-1.6	0.9	0.4

2023																		Group Description/Period
Jul.	Ogo.	Sep.	Okt.	Nov.	Dis.	Jan.	Feb.	Mac	Apr.	Mei	Jun	Jul.	Ogo.	Sep.	Okt.	Nov.	Dis.	
-3.7	-4.7	-2.4	-1.8	-0.7	14.6	-9.7	-2.3	11.3	-8.1	-2.9	5.6	-4.5	2.1	3.8	0.4	0.8	6.5	Manufacture of optical instruments, photographic equipment, magnetic and optical media
2.3	2.5	-1.3	-2.2	-0.6	11.9	-1.7	-6.5	2.4	-9.3	4.8	0.3	2.5	-1.2	-1.1	-2.1	-2.4	15.2	Manufacture of electric motors, generators, transformers and electricity distribution and control apparatus
0.1	1.6	-1.9	0.2	-4.3	2.8	4.8	-12.2	-1.7	3.5	5.1	3.9	-2.4	5.0	2.7	0.4	-2.3	2.3	<i>Manufacture of electric motors, generators and transformers</i>
3.8	3.2	-1.0	-3.8	1.9	17.6	-5.3	-3.0	4.6	-16.0	4.6	-2.0	5.8	-5.0	-3.7	-4.0	-2.4	25.2	<i>Manufacture of electricity distribution and control apparatus</i>
1.5	6.2	-0.7	1.4	2.3	4.7	-2.7	6.9	-3.1	-6.0	10.2	-8.5	8.0	1.6	2.2	-0.01	-0.4	-1.0	Manufacture of batteries and accumulators
1.0	3.1	0.1	2.1	-6.0	5.5	-4.8	-0.7	-5.1	-6.1	6.6	6.7	-4.8	1.7	-2.4	-4.1	-5.0	-3.8	Manufacture of wiring and wiring devices
10.1	3.0	7.8	-0.1	-0.7	13.1	-22.4	1.2	-2.3	3.3	17.1	0.5	-1.6	-0.5	1.7	2.1	-12.0	12.2	<i>Manufacture of fibre optic cables</i>
0.4	3.1	-0.4	2.4	-6.6	5.9	-3.5	-0.8	-5.4	-6.7	5.3	7.5	-5.1	1.8	-2.8	-4.8	-4.4	-5.5	<i>Manufacture of other electronic and electric wires and cables</i>
-1.8	2.1	-3.2	0.2	-2.3	-24.4	10.0	-0.2	-2.5	-10.1	17.6	-0.3	-4.1	6.4	-2.4	-3.7	-1.2	-1.4	<i>Manufacture of current-carrying and non current-carrying wiring devices for electrical circuits regardless of material</i>
0.04	6.4	-1.1	-2.3	2.2	8.1	-6.3	-3.6	-15.5	-5.3	6.5	6.3	9.8	7.2	-2.1	-2.6	-3.4	25.3	Manufacture of electric lighting equipment
-9.1	-8.3	-14.0	-3.0	-1.8	2.5	1.9	4.8	-1.4	-20.1	44.6	-0.3	-1.8	1.7	-5.4	-5.2	-1.0	1.7	Manufacture of domestic appliances
0.5	0.3	19.4	-3.7	1.2	19.2	-6.3	-3.9	-5.4	-10.7	3.8	7.1	-5.0	2.1	3.9	4.4	-6.2	17.5	Manufacture of other electrical equipment
0.6	2.7	1.0	1.5	-1.5	12.2	-4.4	-2.1	-3.6	-2.1	-0.7	-0.9	-0.7	2.6	1.0	0.9	-0.5	8.7	Manufacture of general-purpose and special-purpose machinery
3.1	2.9	0.9	1.8	-3.4	23.7	-20.3	-1.5	1.5	2.2	2.5	-0.1	0.1	2.6	-0.3	0.3	-5.1	27.0	<i>Manufacture of fluid power equipment</i>
0.3	4.2	1.7	4.1	-3.5	4.7	-8.9	-4.3	4.3	-3.7	2.3	1.2	-1.5	2.3	0.8	-0.9	2.5	6.8	<i>Manufacture of other pumps, compressors, taps and valves</i>
5.3	7.2	-3.5	-0.7	3.2	17.1	-19.8	5.0	-3.6	-16.8	-1.0	-1.6	-0.4	-1.9	1.0	0.8	1.2	9.3	<i>Manufacture of power-driven hand tools with self-contained electric or non-electric motor or pneumatic drives</i>
-4.1	-0.5	1.0	3.2	0.2	20.2	-0.5	0.9	-10.2	2.4	-1.2	0.3	-1.3	-17.4	2.4	3.9	-1.7	9.3	<i>Manufacture of metal-forming machinery and machine tools</i>
-0.2	0.8	2.6	0.5	-2.4	9.7	6.9	-4.6	-5.8	2.1	-2.4	-2.2	-0.4	9.6	1.0	1.2	-1.2	6.2	<i>Manufacture of air-conditioning machines, including for motor vehicles</i>
-4.5	4.5	-4.7	1.9	-1.2	17.4	-15.3	0.6	-7.9	5.2	2.0	0.9	-1.2	3.5	-1.6	0.1	-1.3	11.7	Manufacture of motor vehicles
0.1	-1.5	8.2	-3.5	0.2	6.2	4.6	-0.8	-8.7	0.6	2.6	-1.6	1.7	11.1	4.9	-0.6	-0.3	5.8	Manufacture of bodies (coachwork) for motor vehicles; manufacture of trailers and semi-trailers
-4.7	0.9	2.2	0.4	0.5	8.0	-8.6	3.1	1.6	3.8	1.7	-0.2	-4.7	-1.9	0.2	1.0	0.2	9.9	Manufacture of parts and accessories for motor vehicles
-1.4	-0.04	1.4	0.2	0.1	1.6	2.6	1.7	19.2	-14.9	4.6	-0.5	-2.0	2.0	2.4	0.9	7.6	0.9	Building of ships and boats
-0.6	-1.4	3.7	-0.3	-3.6	1.6	1.5	2.1	0.9	-0.9	0.5	-4.6	0.01	-3.8	3.2	2.5	-3.8	2.4	Manufacture of railway locomotives, rolling stock, air and spacecraft, related machinery, military fighting vehicles and transport equipment n.e.c
-1.1	-0.3	2.2	-0.2	-8.9	1.8	3.3	3.7	0.9	1.1	-0.4	-4.7	-1.8	2.1	5.0	2.5	-7.4	2.7	<i>Manufacture of motorcycles</i>
0.5	0.2	2.8	-1.5	8.9	0.5	-6.4	0.7	2.1	-4.4	-1.7	-3.9	-1.2	-25.2	1.0	-2.9	9.3	0.01	<i>Manufacture of bicycles and invalid carriages</i>
0.2	-5.0	8.3	0.1	2.8	1.9	1.8	-0.6	0.3	-3.7	3.9	-4.5	5.2	-6.4	-0.4	4.7	0.3	2.9	<i>Other industry</i>
-1.0	0.5	4.9	-0.5	-0.1	3.7	5.6	-3.3	-0.7	-3.0	2.8	-3.8	0.7	0.7	3.5	0.01	0.3	4.5	Manufacture of furniture
0.1	0.8	5.8	-0.7	-0.2	3.8	7.0	-3.8	-0.7	-3.7	6.1	-3.9	-0.5	0.8	3.5	-0.4	0.2	5.4	<i>Manufacture of wooden and cane furniture</i>
-5.0	-0.6	1.5	0.1	0.1	3.3	-0.1	-0.9	-0.5	-0.4	-10.6	-3.3	6.4	0.4	3.5	2.0	1.0	0.6	<i>Other industry</i>
-0.6	0.6	-0.9	0.6	2.6	27.7	-15.4	-5.0	2.9	-2.0	-7.9	-9.0	11.0	-0.8	2.9	1.1	9.4	3.2	Manufacture of jewellery, bijouterie and related articles
-0.7	2.2	0.1	-2.2	-0.6	4.2	-2.8	-1.2	-3.2	-0.9	7.3	-2.4	-0.2	2.9	1.1	0.6	-0.3	8.5	Manufacture of musical instruments, medical and dental instruments and supplies and other manufacturing n.e.c.
0.1	0.6	-7.0	0.7	-2.1	3.2	-3.8	5.6	-2.4	-6.0	5.5	-1.4	4.1	7.6	-5.7	-3.1	-2.1	3.7	<i>Manufacture of stationery</i>
-1.0	2.7	2.0	-2.9	-0.2	4.4	-2.5	-2.9	-3.4	0.5	7.8	-2.7	-1.3	1.6	3.0	1.6	0.2	9.7	<i>Other industry</i>
-1.2	2.7	-3.4	10.4	0.8	-2.4	-0.9	5.5	0.2	-8.8	4.6	-9.0	6.3	-15.9	-5.3	15.1	-5.3	-2.3	Manufacture of sports goods
5.8	5.0	4.9	-8.1	2.3	14.6	-12.4	-0.4	6.6	-7.1	8.8	4.3	-9.0	6.1	0.8	-3.3	-7.3	24.8	Manufacture of games and toys
-1.6	-0.8	0.4	5.5	4.0	4.0	0.3	0.9	-0.3	1.8	-2.4	-3.7	-1.5	-0.3	0.2	0.5	3.8	4.9	Repair of fabricated metal products, machinery and equipment and installation of industrial machinery and equipment
-5.8	3.3	2.8	2.7	17.6	4.7	-4.5	6.0	-4.1	-1.2	-3.2	-2.6	-8.0	1.5	1.3	3.7	18.3	18.2	<i>Repair and maintenance of transport equipment except motorcycles and bicycles</i>
-0.6	-1.8	-0.2	6.3	0.6	3.8	1.7	-0.6	0.9	2.6	-2.1	-4.0	0.3	-0.8	-0.1	-0.3	-0.1	0.7	<i>Other industry</i>
-1.4	0.8	1.5	-0.05	0.1	8.5	-4.4	-0.2	0.1	-1.9	1.0	-0.6	-1.5	0.9	1.7	0.1	0.04	7.3	Total Manufacturing

Jadual 2 : Pengeluaran Produk Utama dalam Industri Pembuatan yang Terpilih
Table 2 : Production of Major Products in Selected Manufacturing Industries

Keterangan Produk Product Description	Unit Kuantiti Quantity Unit	2022	2023	2022								
				Jan.	Feb.	Mac	Apr.	Mei	Jun	Jul.	Ogo.	Sept.
Ikan tin Canned fish	Tan Tonne	5,751	5,748	575	573	681	522	467	474	402	466	454
Ikan segar sejuk beku Frozen fish	Tan Tonne	15,551	19,660	1,054	1,110	990	1,097	1,083	1,259	1,425	1,431	1,442
Bebola ikan Fish ball	Tan Tonne	7,609	7,794	530	438	485	613	725	740	783	783	779
Sotong sejuk beku Frozen cuttle fish/squid	Tan Tonne	6,613	7,063	399	392	494	558	669	707	602	604	589
Udang geragau/udang sejuk beku Frozen shrimps/prawns	Tan Tonne	15,676	17,266	1,473	1,386	1,589	1,530	1,505	1,527	927	1,097	1,033
Jem (semua jenis) Jams (all types)	Tan Tonne	10,381	11,851	709	881	870	732	851	949	913	927	910
Minyak kelapa mentah Coconut (copra) oil and its fraction crude oil	Tan Tonne	19,293	18,795	1,455	1,676	1,795	1,434	1,307	1,824	1,561	1,626	1,700
Minyak kelapa, ditapis Coconut oil, refined	Tan Tonne	77,053	73,933	6,412	5,085	5,345	6,100	6,544	7,041	5,461	7,061	7,137
Lemak doh/shortening Dough fats/shortening	Tan Tonne	168,717	158,613	19,552	14,868	12,837	13,699	12,115	13,002	14,810	12,379	13,047
Marjerin Margerine	Tan Tonne	64,079	73,536	6,406	5,087	4,561	5,021	4,437	5,019	5,446	5,510	5,408
Minyak masak campuran Blended/deodorised cooking oil	Tan Tonne	449,191	481,565	29,780	37,100	42,595	44,277	39,192	38,303	38,751	38,748	36,061
Susu pekat manis Sweetened condensed milk	Tan Tonne	431,843	469,591	36,651	27,016	30,233	33,676	34,861	39,356	40,104	43,081	41,714
Minuman susu Milk drinks	Liter ('000) Litres ('000)	90,600	120,976	6,577	5,534	5,931	6,723	7,020	8,066	8,626	9,805	9,598
Beras Whole rice	Tan Tonne	756,333	683,766	62,719	86,662	76,096	75,775	56,749	57,487	53,520	62,190	71,021
Beras hancur Broken rice	Tan Tonne	83,440	102,686	6,633	8,311	7,767	7,806	7,968	6,666	7,139	7,752	6,592
Tepung gandum Wheat flour	Tan Tonne	1,003,321	1,003,698	76,997	75,107	76,894	69,242	84,344	85,019	83,318	88,827	89,810
Roti dan kek Bread and cakes	Tan Tonne	483,325	599,866	40,182	42,619	41,659	41,458	37,177	39,705	40,132	40,138	40,592
Mee dan bihun Mee and bihun	Tan Tonne	271,986	260,710	25,191	23,356	21,334	21,324	19,106	21,188	21,416	23,208	22,445
Sos dan bahan perasa Sos and flavoring ingredients	Tan Tonne	81,282	93,755	7,293	6,440	5,603	5,704	5,225	7,011	6,815	7,366	6,968
Kelapa kering Desiccated coconuts	Tan Tonne	4,968	4,646	340	346	405	405	391	449	392	455	479
Makanan ayam itik campuran Mixed poultry feed	Tan Tonne	2,076,296	2,386,374	189,039	165,455	165,558	161,454	147,477	142,203	162,822	165,664	162,459
Hidangan ikan Fish meals	Tan Tonne	131,999	106,406	11,589	11,545	12,402	12,470	8,885	11,723	11,102	11,823	11,188
Biskut Biscuits	Tan Tonne	148,395	124,962	12,985	12,194	12,729	12,019	11,223	12,014	10,375	11,908	11,361
Gula bertapis Refined sugar	Tan Tonne	1,725,619	1,981,898	133,586	126,077	153,348	169,602	148,073	148,564	149,233	137,662	121,436
Minuman manis berkarbonat Sweet beverages (carbonated)	Liter ('000) Litres ('000)	255,335	357,856	20,938	20,421	20,969	25,977	23,604	21,885	20,247	21,243	21,753

2023														
Okt.	Nov.	Dis.	Jan.	Feb.	Mac	Apr.	Mei	Jun	Jul.	Ogo.	Sept.	Okt.	Nov.	Dis.
381	366	390	488	500	572	495	498	497	454	473	462	441	422	446
1,674	1,448	1,538	1,226	1,337	1,392	1,395	1,465	1,601	1,850	1,803	1,783	2,096	1,800	1,914
665	547	520	535	439	546	659	751	750	732	728	725	756	606	567
606	476	517	512	532	606	568	622	723	605	604	604	677	509	502
1,110	1,272	1,227	1,454	1,501	1,605	1,543	1,468	1,433	1,211	1,381	1,401	1,422	1,456	1,391
924	936	779	845	1,051	1,125	758	994	1,129	1,058	1,040	999	948	941	962
2,065	1,448	1,402	1,764	1,851	1,874	1,694	1,534	1,347	1,452	1,386	1,524	1,510	1,462	1,397
7,993	5,711	7,162	6,742	4,833	4,578	5,927	6,469	6,385	7,328	6,950	7,412	7,159	5,080	5,071
13,647	14,521	14,239	13,952	14,046	11,907	12,140	11,815	12,823	12,757	13,017	13,524	14,566	14,449	13,617
5,965	5,274	5,944	6,420	6,340	5,231	5,455	5,076	6,226	6,424	6,707	6,490	7,258	6,380	5,529
36,586	34,407	33,391	31,903	39,165	50,943	41,344	40,776	36,215	33,837	33,729	40,055	43,327	42,980	47,291
36,625	34,314	34,211	34,290	32,032	33,185	32,398	37,643	44,054	51,633	44,616	45,341	39,115	36,164	39,118
8,820	7,024	6,876	7,392	7,815	7,351	7,559	8,696	10,086	12,117	11,923	12,666	12,224	12,260	10,887
58,274	55,550	40,290	52,499	75,233	73,227	56,227	58,584	50,174	51,666	50,109	64,642	52,051	49,452	49,901
5,715	5,423	5,667	7,044	9,205	10,056	8,589	10,643	8,663	9,412	8,246	8,253	7,252	7,443	7,880
88,642	95,606	89,514	85,194	80,665	77,355	69,774	78,311	77,293	80,987	89,958	89,306	88,539	96,778	89,540
39,202	39,753	40,707	46,706	57,507	50,801	46,250	49,754	53,949	60,276	50,333	47,111	46,071	49,337	41,773
22,881	25,408	25,129	25,519	27,765	24,975	22,304	20,393	18,568	19,258	18,613	20,594	19,775	21,985	20,962
8,164	7,174	7,518	8,963	8,892	7,094	7,257	5,803	7,115	7,630	8,228	8,359	8,189	8,088	8,136
493	428	384	356	402	456	490	466	434	360	329	352	386	332	283
165,806	211,141	237,218	204,045	172,901	185,917	199,776	187,501	171,765	198,292	209,858	200,231	207,465	216,561	232,064
9,353	10,448	9,470	10,446	10,098	11,790	13,526	10,074	7,413	7,502	8,099	7,511	6,902	6,865	6,180
12,906	14,700	13,981	11,277	12,190	12,653	10,471	10,765	9,412	8,173	8,475	8,984	11,140	10,517	10,905
133,701	159,505	144,831	145,457	154,114	169,973	179,867	167,322	164,979	171,212	156,720	164,787	167,954	159,152	180,360
17,594	18,229	22,476	23,795	25,078	26,245	28,616	29,377	30,923	31,143	31,421	31,463	31,577	30,400	37,818

Jadual 2 : Pengeluaran Produk Utama dalam Industri Pembuatan yang Terpilih
Table 2 : Production of Major Products in Selected Manufacturing Industries

Keterangan Produk Product Description	Unit Kuantiti Quantity Unit	2022	2023	2022								
				Jan.	Feb.	Mac	Apr.	Mei	Jun	Jul.	Ogo.	Sept.
Minuman manis tidak <i>Sweet beverages (non-carbonated)</i>	Liter ('000) <i>Litres ('000)</i>	2,077,269	2,025,653	209,942	211,612	209,735	233,035	159,811	145,816	143,478	152,103	154,519
Air mineral dan minuman <i>Mineral and drinking water</i>	Liter ('000) <i>Litres ('000)</i>	643,820	709,585	40,162	55,073	54,827	58,588	56,314	53,386	50,664	58,975	67,078
Kain kapas <i>Cotton cloth</i>	Meter ('000) <i>Metres ('000)</i>	61,170	41,668	4,599	5,307	4,513	5,303	5,078	6,033	4,821	4,852	4,791
Seluar lelaki <i>Pants, males</i>	Bilangan ('000) <i>Number ('000)</i>	3,842	2,433	452	452	485	507	290	115	152	264	254
Kemeja lelaki <i>Shirts, males</i>	Bilangan ('000) <i>Number ('000)</i>	14,032	15,444	1,271	1,057	935	990	1,057	1,065	1,255	1,176	1,137
Blaus <i>Blouses</i>	Bilangan ('000) <i>Number ('000)</i>	4,341	3,297	382	383	398	419	365	382	487	438	399
Pakaian perempuan <i>Dresses</i>	Bilangan ('000) <i>Number ('000)</i>	2,353	2,270	226	222	245	274	224	138	137	194	180
Kasut getah (semua jenis) <i>Rubber footwear (all types)</i>	Pasang ('000) <i>Pairs ('000)</i>	2,062	1,835	161	168	168	174	114	110	152	162	191
Kiln kayu kering <i>Kiln dried timber</i>	Tan <i>Tonne</i>	151,050	138,378	8,264	7,973	10,740	11,878	12,519	12,441	18,426	16,457	16,140
Kayu gergaji <i>Rubberwood (sawn)</i>	Tan <i>Tonne</i>	165,191	122,365	9,789	10,735	8,248	10,615	12,609	12,647	17,704	17,496	15,953
Kepingan venir <i>Veneer sheets</i>	Meter Padu <i>Cubic metre</i>	338,186	284,746	28,703	28,863	37,663	38,763	22,360	30,601	30,926	26,395	25,394
Papan gentian berkepadatan sederhana <i>Medium density fibreboard</i>	Meter Padu <i>Cubic metre</i>	2,143,469	2,622,634	233,191	185,859	124,650	145,441	102,626	92,142	133,698	202,824	202,273
Papan lapis <i>Plywood</i>	Meter Padu <i>Cubic metre</i>	3,956,588	4,365,151	307,464	347,707	452,726	423,959	409,518	319,644	367,368	282,464	271,696
Ukiran kayu <i>Timber moulding</i>	Meter Padu <i>Cubic metre</i>	45,564	46,997	4,075	4,083	4,706	5,347	5,381	2,780	2,545	3,147	3,297
Kayu balak siap <i>Dressed timber</i>	Meter Padu <i>Cubic metre</i>	7,617	6,343	890	852	812	905	740	508	444	439	409
Rak dan beg kertas <i>Sacks and bags of paper</i>	Bilangan ('000) <i>Number ('000)</i>	372,939	331,989	30,350	28,594	28,900	27,735	26,025	30,234	34,913	32,527	34,776
Kertas tisu <i>Tissue paper</i>	Tan <i>Tonne</i>	95,013	85,245	9,051	7,899	6,553	7,904	6,961	6,559	8,611	10,054	9,080
Kertas napkin <i>Napkin paper</i>	Tan <i>Tonne</i>	3,831	2,111	545	569	460	492	432	212	211	235	184
Kertas tandas <i>Toilet paper</i>	Tan <i>Tonne</i>	67,708	46,047	7,525	7,051	5,714	6,563	5,714	5,514	6,812	5,263	4,712
Minyak tanah <i>Kerosene</i>	Tan <i>Tonne</i>	3,157,887	3,275,428	339,125	225,119	262,606	246,327	246,868	280,765	242,871	241,308	260,885
Gas petroleum cecair <i>Liquefied petroleum gas</i>	Tan <i>Tonne</i>	2,677,740	2,524,079	214,892	223,610	234,612	230,996	237,318	237,069	215,751	217,239	220,819
Minyak bahan api <i>Fuel oil</i>	Tan <i>Tonne</i>	1,990,382	1,935,352	168,656	172,040	175,192	168,554	126,759	150,480	172,323	171,151	156,585
Minyak diesel/gas <i>Diesel/ gas oil</i>	Tan <i>Tonne</i>	15,412,400	16,187,264	1,057,053	1,149,385	1,194,170	728,887	886,360	1,189,158	1,237,929	1,633,407	1,582,662
Gasolin (spirit motor) <i>Gasoline (motor spirit)</i>	Tan <i>Tonne</i>	6,466,006	4,639,314	422,866	491,936	530,775	587,688	644,917	594,875	580,093	662,354	591,414
Minyak pelincir campuran <i>Blended lubricating oil</i>	Tan <i>Tonne</i>	144,668	186,354	7,857	7,278	8,201	8,315	9,825	10,560	13,272	17,011	17,465
Nafta <i>Naptha</i>	Tan <i>Tonne</i>	3,258,599	2,974,988	283,494	290,304	291,133	265,542	229,645	309,408	259,083	278,135	268,478

2023														
Okt.	Nov.	Dis.	Jan.	Feb.	Mac	Apr.	Mei	Jun	Jul.	Ogo.	Sept.	Okt.	Nov.	Dis.
150,298	157,557	149,364	178,192	188,186	192,169	192,361	172,234	146,375	150,214	154,858	155,300	161,386	164,059	170,320
57,708	49,012	42,033	37,284	52,130	44,817	47,685	60,080	60,220	67,817	69,401	81,544	69,223	64,516	54,870
5,180	5,900	4,792	3,373	3,278	3,028	3,418	3,430	3,275	2,949	3,245	3,323	3,719	4,604	4,025
256	332	282	328	342	357	360	283	125	101	101	124	132	102	79
1,305	1,451	1,333	1,405	1,247	1,090	1,181	1,305	1,367	1,425	1,294	1,180	1,369	1,349	1,230
198	239	252	295	310	311	338	311	305	292	255	241	215	215	208
167	182	164	171	182	204	229	196	203	202	204	187	177	167	148
251	224	187	164	169	175	208	142	133	124	114	135	179	159	133
13,638	10,774	11,799	11,006	11,062	12,827	12,994	10,548	11,362	14,403	12,517	13,063	10,158	10,016	8,422
18,095	17,447	13,853	10,639	12,211	9,268	10,352	9,678	9,024	9,828	9,252	10,871	14,158	9,486	7,598
25,071	20,908	22,539	23,817	27,994	32,305	32,578	28,378	24,596	20,735	21,600	20,446	21,385	17,294	13,618
235,782	245,561	239,422	201,203	235,274	200,086	184,479	118,195	119,393	175,173	273,432	249,702	270,590	297,108	297,999
286,869	253,220	233,953	233,036	317,336	358,212	315,158	393,850	397,296	380,932	386,102	364,623	400,666	417,093	400,847
3,591	3,548	3,064	3,328	3,286	3,973	4,575	4,493	3,220	3,087	3,923	3,954	4,696	4,575	3,887
498	474	646	852	709	680	784	623	389	310	319	362	399	379	537
34,184	32,270	32,431	33,310	32,482	30,427	27,986	26,999	25,885	24,416	26,382	26,263	25,534	26,713	25,592
7,864	7,392	7,087	6,917	6,858	7,042	7,570	7,328	7,444	7,421	7,380	6,659	5,981	7,484	7,160
181	191	121	171	199	260	258	264	229	193	155	119	91	86	87
4,413	4,413	4,013	4,000	4,495	4,895	4,494	4,308	4,055	4,302	3,236	2,800	2,804	3,508	3,150
273,060	270,123	268,829	274,589	207,240	316,930	305,623	314,510	388,860	192,840	225,382	282,831	250,123	258,425	258,076
228,647	205,767	211,020	228,283	226,457	215,490	232,599	258,426	236,276	188,737	209,913	206,687	192,568	199,499	129,144
175,719	172,016	180,907	183,132	110,218	144,543	132,926	150,716	193,969	153,195	209,673	195,261	161,661	145,775	154,283
1,658,524	1,585,058	1,509,806	1,424,840	1,543,133	1,772,586	811,203	1,065,404	1,193,439	1,107,947	1,415,154	1,485,982	1,374,917	1,531,166	1,461,492
622,471	374,967	361,650	335,806	396,975	426,631	404,507	527,974	394,997	378,221	444,439	446,331	390,039	250,727	242,667
15,912	14,859	14,114	12,511	11,557	12,410	12,168	14,624	14,518	14,212	18,958	18,900	18,920	19,402	18,174
281,581	254,667	247,128	271,062	248,478	218,498	273,287	283,120	380,488	205,252	222,786	215,250	199,641	295,999	161,127

Jadual 2 : Pengeluaran Produk Utama dalam Industri Pembuatan yang Terpilih
Table 2 : Production of Major Products in Selected Manufacturing Industries

Keterangan Produk Product Description	Unit Kuantiti Quantity Unit	2022	2023	2022								
				Jan.	Feb.	Mac	Apr.	Mei	Jun	Jul.	Ogo.	Sept.
Gas asli cecair <i>Liquefied natural gas</i>	Tan <i>Tonne</i>	31,283,443	31,279,579	2,480,530	2,520,849	3,021,754	1,949,026	2,463,934	2,972,336	3,008,451	2,790,947	2,537,110
Nitrogen dan oksigen <i>Nitrogen and oxygen</i>	Meter padu ('000) <i>Cubic metre ('000)</i>	610,924	526,966	48,541	54,388	63,436	52,681	53,108	53,846	51,803	42,583	42,353
Methanol (methyl alcohol) <i>Methanol (methyl alcohol)</i>	Tan <i>Tonne</i>	4,364,885	5,090,653	387,861	455,504	410,956	322,281	377,058	273,473	249,620	386,661	395,315
Baja (termasuk urea) <i>Fertilizers (includes urea)</i>	Tonne <i>Tonne</i>	7,584,494	5,906,343	607,577	623,200	525,919	552,711	412,337	584,235	603,450	751,728	757,716
Sebatian P.V.C <i>P.V.C. compound</i>	Tan <i>Tonne</i>	71,331	56,303	8,010	7,666	6,856	6,576	4,991	4,089	4,466	6,360	5,857
Racun serangga aerosol (cecair) <i>Aerosol insecticides (liquid)</i>	Liter <i>Litres</i>	6,083,228	5,163,308	552,408	550,003	533,184	500,430	472,647	453,389	455,106	548,224	558,412
Racun herba (cecair) <i>Herbicides (liquid)</i>	Liter ('000) <i>Litres ('000)</i>	97,264	91,732	8,169	8,885	9,770	9,259	7,915	6,865	6,813	7,864	6,653
Racun herba (bukan cecair) <i>Herbicides (non-liquid)</i>	Tonne <i>Tonne</i>	91,308	57,643	7,329	7,730	8,270	8,807	8,262	8,004	6,945	7,457	7,681
Cat emulsi <i>Emulsion paints</i>	Liter ('000) <i>Litres ('000)</i>	58,557	69,896	4,498	4,394	4,123	3,263	4,070	4,693	4,805	6,254	6,287
Cat lapis <i>Under-coats</i>	Liter ('000) <i>Litres ('000)</i>	17,875	13,019	1,465	1,293	1,206	1,137	1,283	1,552	1,593	1,509	1,699
Cat asas <i>Primers</i>	Liter ('000) <i>Litres ('000)</i>	18,342	21,342	1,843	1,736	1,465	1,109	1,081	1,434	1,395	1,452	1,725
Dakwat pencetak <i>Printing ink</i>	Tan <i>Tonne</i>	21,967	21,012	2,129	1,716	2,197	1,686	2,297	1,572	1,547	1,883	1,765
Pelembut fabrik <i>Fabric softener</i>	Liter ('000) <i>Litres ('000)</i>	31,289	29,439	2,649	2,748	2,795	2,165	2,249	2,011	2,201	2,717	2,254
Sabun mandi <i>Toilet soap</i>	Tan <i>Tonne</i>	15,469	14,935	1,185	1,246	1,248	921	891	1,386	1,281	1,495	1,277
Sabun serbuk (bahan pencuci) <i>Soap powder (detergents)</i>	Tan <i>Tonne</i>	97,339	77,816	8,057	8,265	9,018	6,885	7,107	7,485	8,262	10,594	9,311
Pelekat perindustrian <i>Adhesive, industrial</i>	Liter ('000) <i>Litres ('000)</i>	156,135	166,252	11,894	13,036	13,037	13,923	13,965	13,253	12,784	13,507	13,329
Tayar pneumatik (semua jenis) <i>Pneumatic tyres (all types)</i>	Bilangan ('000) <i>Number ('000)</i>	6,775	4,753	979	943	777	657	426	441	566	527	335
Tiub dalam (semua jenis) <i>Inner tubes (all types)</i>	Bilangan ('000) <i>Number ('000)</i>	1,124	788	134	121	83	84	66	64	97	123	103
Getah mutu malaysia (semua gred) <i>S.M.R. (all grades)</i>	Tan <i>Tonne</i>	686,810	668,508	59,033	63,192	53,261	53,191	48,567	45,231	50,969	68,621	61,250
Susu getah diproses <i>Processed latex</i>	Tan <i>Tonne</i>	45,852	50,917	2,775	3,355	3,598	4,037	4,037	3,698	4,164	5,167	4,535
Sarung tangan getah <i>Rubber gloves</i>	Pasang (Juta) <i>Pairs (Million)</i>	85,559	66,998	8,188	7,845	9,727	10,341	9,499	8,457	6,774	4,971	5,151
Kondom <i>Condom</i>	Gross ('000) <i>Gross ('000)</i>	18,730	21,118	1,508	1,395	1,542	1,858	1,796	1,983	1,672	1,456	1,580
Paip P.V.C. <i>P.V.C. pipes</i>	Tan <i>Tonne</i>	98,006	123,126	8,332	9,310	10,963	9,704	7,487	7,049	7,114	6,068	7,013
Bata tanah <i>Earthen bricks</i>	Bilangan ('000) <i>Number ('000)</i>	153,283	201,043	12,453	15,412	12,734	13,511	11,054	7,447	8,362	10,093	10,629
Jubin seramik <i>Ceramic tiles</i>	M. Persegi ('000) <i>Sq. metres ('000)</i>	26,270	24,753	2,589	2,800	2,775	2,248	2,492	1,893	1,901	2,053	2,220

2023														
Okt.	Nov.	Dis.	Jan.	Feb.	Mac	Apr.	Mei	Jun	Jul.	Ogo.	Sept.	Okt.	Nov.	Dis.
2,542,402	2,589,739	2,406,365	2,751,277	2,594,258	3,044,181	1,987,056	2,712,791	2,368,951	2,849,003	2,682,100	2,356,975	2,827,151	2,644,124	2,461,711
44,951	52,244	50,990	47,260	48,817	54,618	48,975	42,934	44,678	43,201	35,453	35,628	38,433	41,554	45,417
350,255	340,803	415,098	374,694	407,881	403,658	320,412	388,091	242,304	309,801	482,508	473,473	545,943	561,494	580,394
642,860	815,789	706,973	655,340	452,398	398,842	358,670	426,865	475,927	535,863	531,558	559,863	541,973	522,053	446,989
5,017	5,730	5,713	5,438	6,038	6,056	5,441	4,584	4,598	4,597	4,590	4,648	3,438	3,390	3,485
515,383	511,808	432,234	418,120	411,624	384,343	389,137	432,745	500,884	501,603	502,999	452,079	413,442	370,013	386,319
8,812	8,634	7,624	8,996	8,614	8,911	8,927	9,612	8,265	6,995	6,864	5,013	5,792	6,467	7,276
7,236	6,250	7,337	4,845	4,864	5,530	5,460	6,280	6,002	5,108	5,101	4,427	3,017	3,178	3,831
4,824	6,062	5,284	6,733	6,803	6,007	4,626	6,415	6,554	6,268	6,259	5,599	3,797	5,278	5,556
1,568	1,808	1,763	1,518	1,598	1,430	1,197	1,556	1,600	556	561	600	638	805	959
1,442	1,556	2,103	1,508	1,799	1,424	1,064	1,287	1,389	1,693	2,144	2,434	2,146	1,965	2,488
1,723	1,738	1,715	2,266	1,675	1,675	1,619	1,492	1,493	1,483	1,667	1,908	1,859	1,894	1,982
2,880	3,027	3,593	2,594	2,605	2,569	2,158	2,849	2,518	2,216	2,209	1,623	2,384	2,589	3,124
1,253	1,499	1,787	1,380	1,413	1,388	1,026	1,222	1,355	1,344	1,383	1,169	877	1,039	1,339
8,166	7,019	7,170	6,291	6,243	6,683	5,394	6,896	6,901	6,892	6,956	6,060	7,357	5,781	6,363
12,713	12,251	12,443	13,228	14,684	12,898	13,911	14,166	15,779	13,588	12,813	13,611	14,294	13,385	13,897
406	335	384	507	514	445	343	349	352	369	333	337	428	371	405
100	82	67	93	90	64	52	54	56	61	60	64	68	64	62
60,289	58,460	64,745	57,754	59,442	48,306	47,401	47,783	48,026	51,364	59,510	54,635	62,203	63,258	68,825
3,939	2,943	3,605	3,275	3,769	3,729	3,849	4,065	4,564	4,814	5,284	4,940	4,673	3,643	4,312
4,788	4,991	4,826	6,065	5,892	7,374	7,002	6,242	5,406	5,211	5,216	4,680	4,591	4,646	4,672
1,303	1,180	1,456	1,547	1,454	1,465	1,997	2,020	2,342	1,905	1,579	1,790	1,674	1,557	1,786
7,621	8,746	8,600	9,670	11,653	12,461	11,802	9,794	9,643	9,924	8,385	9,289	9,395	10,848	10,262
14,026	19,723	17,838	13,700	17,458	13,268	17,142	14,890	13,504	13,481	14,627	15,844	18,276	25,849	23,005
1,989	1,311	2,000	1,003	1,146	1,859	1,865	2,075	2,079	2,074	2,093	2,445	2,905	2,038	3,171

Jadual 2 : Pengeluaran Produk Utama dalam Industri Pembuatan yang Terpilih
Table 2 : Production of Major Products in Selected Manufacturing Industries

Keterangan Produk Product Description	Unit Kuantiti Quantity Unit	2022	2023	2022								
				Jan.	Feb.	Mac	Apr.	Mei	Jun	Jul.	Ogo.	Sept.
Simen (semua jenis) Cement (all types)	Tan ('000) Tonnes ('000)	19,856	23,191	2,326	2,456	2,417	1,524	1,214	1,140	1,147	1,205	1,163
Konkrit campuran siap Ready mixed concrete	Meter padu ('000) Cubic metre ('000)	37,695	39,836	2,809	2,819	3,001	2,939	2,881	3,095	3,125	3,439	3,305
Bumbung genting simen (semua jenis) Cement roofing tiles (all types)	Bilangan ('000) Number ('000)	39,761	42,152	2,623	3,166	3,249	3,104	3,249	3,206	3,728	4,004	3,877
Cerucuk, tiang konkrit Piles, poles, posts of concrete	Tan Tonne	1,416,140	1,247,529	127,642	139,049	121,530	141,318	128,212	108,807	101,214	108,645	124,362
Pasir silika (diproses) Silica sands (processed)	Tan ('000) Tonnes ('000)	153,159	167,623	8,592	16,848	8,271	8,723	14,828	12,396	13,392	9,106	9,100
Selak dan kekeras Bolts and nuts	Tan ('000) Tonnes ('000)	1,011,455	1,090,486	86,716	92,569	87,366	74,234	70,387	79,917	85,107	87,058	88,311
Bar dan batang besi dan keluli Iron and steel bars and rods	Tan Tonne	931,443	1,158,514	50,692	57,811	60,645	70,605	50,584	65,418	88,081	109,542	103,947
Kepingan besi yang disadur Galvanized iron sheets	Tan Tonne	175,928	202,278	11,652	13,722	13,889	18,132	14,367	15,545	12,069	16,820	17,824
Tin timah dan semua tin lain Tin cans and all other tins	Bilangan ('000) Number ('000)	2,815,239	2,550,785	267,779	256,075	219,429	249,226	230,141	232,686	215,698	240,082	219,112
Dram besi dan keluli Iron and steel drums	Bilangan ('000) Number ('000)	3,139	3,474	322	304	280	307	308	320	223	243	201
Dawai besi dan keluli bersadur Galvanised iron and steel wire	Tan Tonne	151,610	165,843	10,576	13,693	13,230	11,180	10,932	11,842	14,367	13,872	12,924
Dawai mata punai dan jaring Wire mesh and netting	M. Persegi ('000) Sq. metres ('000)	18,630	15,079	1,929	1,652	1,521	1,963	1,853	1,398	1,384	1,457	1,372
Transformer elektrik Electrical transformers	Bilangan ('000) Number ('000)	290,765	252,794	25,116	25,981	28,975	24,252	23,238	25,352	25,622	22,548	22,133
Dawai dan kabel yang terbat Insulated wires and cables	Tan Tonne	154,579	145,022	11,565	11,977	12,818	13,462	11,700	12,470	13,199	14,475	16,269
Separa konduktor Semi-conductors	Bil. (Juta) Num. (Million)	32,644	35,227	2,544	2,824	3,091	2,600	2,345	2,729	2,725	3,024	2,827
Transistor elektronik Electronic transistors	Bil. (Juta) Num. (Million)	55,538	46,515	4,750	4,959	5,394	5,034	5,060	4,903	4,476	4,333	4,077
Litar bersepadu Integrated circuits	Bil. (Juta) Num. (Million)	55,168	51,838	3,561	3,875	4,069	4,959	5,070	5,079	5,046	5,106	5,557
Televisyen Television	Bilangan Number	15,977,868	13,583,353	1,421,426	1,407,226	1,696,344	1,970,185	2,030,000	1,561,635	977,510	1,061,957	927,793
Radio Radios	Bilangan ('000) Number ('000)	10,190	8,255	1,045	995	769	961	940	886	837	859	705
Penyaman udara Air-conditioners	Bilangan Number	3,162,946	3,342,121	185,063	269,167	271,051	278,643	244,431	238,752	290,930	278,422	271,153
Kereta penumpang Passenger cars	Bilangan Number	650,217	724,891	39,455	47,445	55,137	50,724	45,518	55,843	48,002	64,282	64,701
Kenderaan perdagangan Commercial vehicles	Bilangan Number	117,019	134,721	6,024	7,151	6,949	7,658	10,283	11,676	11,440	12,108	11,086
Wayar abah-abah, kenderaan bermotor Wire harness, motor vehicle	Bilangan ('000) Number ('000)	9,764	10,181	801	851	916	766	770	927	916	800	727
Motosikal dan skuter Motor cycles and scooters	Bilangan Number	175,222	355,243	10,745	13,959	18,538	23,617	32,530	8,012	9,113	11,238	11,195

2023														
Okt.	Nov.	Dis.	Jan.	Feb.	Mac	Apr.	Mei	Jun	Jul.	Ogo.	Sept.	Okt.	Nov.	Dis.
1,295	1,899	2,070	1,961	2,496	2,704	1,660	1,630	1,698	1,521	1,516	1,444	1,617	2,442	2,501
3,559	3,205	3,519	3,653	3,144	3,342	3,033	2,810	3,243	3,154	3,463	3,607	3,774	2,958	3,655
4,102	2,663	2,789	3,645	2,482	3,020	3,460	4,051	3,262	4,481	3,570	3,443	4,431	2,759	3,548
120,303	100,989	94,069	97,365	99,515	100,767	101,081	105,043	88,870	89,150	96,209	115,877	121,091	121,773	110,788
16,040	19,824	16,038	11,095	17,083	12,508	9,669	15,069	16,980	12,561	12,492	12,607	14,566	18,669	14,324
86,192	91,215	82,383	93,671	101,549	90,100	80,637	88,201	88,757	87,806	92,261	91,832	91,026	97,099	87,546
97,398	80,743	95,977	91,486	111,535	94,582	86,637	87,237	87,536	86,547	114,618	96,620	87,911	93,258	120,547
19,282	12,128	10,497	10,307	11,148	12,940	17,541	19,868	15,473	15,976	22,825	24,544	26,937	13,392	11,327
223,494	224,125	237,393	235,256	255,272	224,148	224,951	182,697	185,229	184,494	205,491	208,553	213,528	209,323	221,843
207	202	222	211	230	219	209	294	428	382	323	290	317	297	275
12,132	12,240	14,622	11,770	15,512	14,010	13,046	12,395	13,967	15,559	14,304	14,052	13,018	14,030	14,180
1,283	1,431	1,388	1,212	1,270	1,099	1,294	1,307	1,270	1,308	1,305	1,310	1,220	1,372	1,113
26,259	20,688	20,599	25,826	28,438	27,362	19,620	19,078	18,084	19,801	17,262	16,671	20,654	20,303	19,694
15,630	10,753	10,260	11,524	13,660	15,687	15,909	7,981	9,988	12,037	12,940	14,398	10,019	10,721	10,157
2,687	2,610	2,638	3,043	3,270	3,392	2,625	2,590	3,071	3,111	3,290	3,302	2,572	2,451	2,511
4,108	4,038	4,406	4,657	4,663	4,686	4,092	4,287	4,043	3,546	3,553	3,523	3,133	3,035	3,296
4,502	3,900	4,445	3,885	3,919	4,311	4,881	5,465	5,299	4,475	4,474	4,946	3,930	3,109	3,144
918,615	997,790	1,007,387	807,858	811,933	997,866	1,031,793	1,482,331	1,490,573	1,186,325	1,294,262	1,186,284	1,186,284	1,111,538	996,306
635	776	781	709	737	638	637	593	584	671	781	643	722	751	788
264,490	274,276	296,568	251,254	292,175	328,527	304,699	307,501	275,213	279,002	261,798	238,352	248,815	274,825	279,960
54,601	60,657	63,852	54,663	59,843	71,731	38,575	60,391	54,643	62,558	63,242	65,022	69,475	62,931	61,817
9,268	12,438	10,939	9,283	10,387	9,461	9,393	15,306	12,168	12,266	12,932	11,208	11,620	11,443	9,254
773	774	742	809	844	865	730	817	991	1,001	860	785	851	834	793
10,613	11,313	14,349	15,992	18,563	21,731	28,591	37,701	33,931	36,810	36,900	34,494	33,039	27,455	30,036

Muka surat ini sengaja dibiarkan kosong
This page is deliberately left blank



NOTA TEKNIKAL

Technical Notes

Muka surat ini sengaja dibiarkan kosong
This page is deliberately left blank



- 1. OBJEKTIF** Objektif utama penerbitan ini ialah untuk menyediakan statistik aliran terkini bagi indikator utama di sektor Pembuatan, iaitu statistik **nilai jualan, bilangan pekerja bergaji, gaji & upah** serta **pengeluaran produk utama** yang dipungut melalui Survei Pembuatan Bulanan. Statistik ini membantu pengguna dalam merangka dasar serta membuat keputusan.
- 2. PENANDA ARASAN** Selepas melaksanakan Banci Ekonomi 2016 (tahun rujukan 2015), Jabatan Perangkaan Malaysia (DOSM) telah mengkaji dan melaksanakan proses penanda arasan terhadap statistik pembuatan yang dipungut melalui Survei Pembuatan Bulanan. Proses penanda arasan ini membolehkan siri nilai anggaran tahunan yang dijana menerusi statistik jangka pendek konsisten dengan nilai tahunan daripada banci/survei tahunan sebagai tahun penanda aras. Penanda arasan yang dibuat berpandukan *Quarterly National Accounts Manual 2017 edition, International Monetary Fund* bagi mencapai objektif seperti berikut:
- Menganggarkan data bulanan supaya konsisten dengan data tahunan iaitu, untuk memastikan jumlah data bulanan adalah sama dengan penanda aras tahunan;
 - Memelihara sebanyak mungkin pertumbuhan indikator bulanan semasa proses penanda arasan tahunan dibuat; dan
 - Memastikan data siri ke hadapan, jumlah data bulanan bagi tahun semasa sedekat mungkin dengan data tahunan yang diperoleh semasa banci atau survei tahunan yang dijalankan.

Statistik penanda arasan disusun bagi nilai jualan, bilangan pekerja bergaji dan gaji & upah sektor Pembuatan dan diterbitkan mulai Januari 2020. Tahun asas (penanda aras) adalah menggunakan Banci Ekonomi 2016 (tahun rujukan 2015) sebagai tahun penanda aras dan kaedah *pro rata* (1) dan *extrapolation* (2) digunakan dalam pemprosesan penanda arasan ini.

Kaedah *pro rata*:

$$M^iV = \frac{M^iI}{\sum_{i=1}^{12} M^iV} \times ADT \tag{1}$$

di mana

- M^iV = pemboleh ubah anggaran bulanan yang dinaik aras
- M^iI = siri indikator bulanan
- M^iI = data tahunan tahun asas (penanda aras)
- ADT

Kaedah *extrapolation*:

$$V_t = V_{t-1} * G_{t-1,t} \tag{2}$$

di mana

- V_t = nilai pemboleh ubah
- $G_{t-1,t}$ = pertumbuhan daripada t-1 kepada t



3. SKOP DAN LIPUTAN

Data yang dipungut dalam Survei Pembuatan Bulanan meliputi seluruh Malaysia. Mulai Januari 2020, penerbitan ini memaparkan statistik berwajaran yang menggambarkan populasi sampel bagi 251 industri dalam sektor Pembuatan.

Data bagi industri yang mempunyai perwakilan kurang daripada tiga pertubuhan telah digabungkan kepada industri terhampir bagi memelihara kerahsiaan responden seperti mana yang termaktub dalam Akta Perangkaan 1965 (Disemak - 1989).

4. SUMBER RANGKA

Sumber rangka ialah daripada *Malaysia Statistical Business Register (MSBR)* di mana maklumat utama diperoleh daripada banci dan survei yang dilaksanakan oleh Jabatan Perangkaan Malaysia (DOSM) serta data pentadbiran. Sumber utama data pentadbiran tersebut adalah daripada Suruhanjaya Syarikat Malaysia (SSM). Selain itu, DOSM juga turut bekerjasama mendapatkan maklumat daripada lebih 50 agensi lain seperti Kumpulan Wang Simpanan Pekerja (KWSP), Jabatan Kastam Diraja Malaysia (JKDM), Lembaga Hasil Dalam Negeri (LHDN), Pihak Berkuasa Tempatan (PBT) serta Badan-badan Profesional. Rangka dikemaskini secara berterusan dengan mengambil kira pertubuhan baru dan merekod sebarang perubahan dalam status pertubuhan seperti tutup, tidak beroperasi, perubahan jenis aktiviti dan lokasi atau alamat pos untuk memastikan maklumat yang terdapat dalam rangka adalah yang paling terkini.

5. JENIS AKTIVITI PERNIAGAAN

Jenis aktiviti perniagaan merujuk kepada aktiviti utama dan sekunder. Aktiviti utama merujuk kepada aktiviti yang mana pertubuhan menumpukan sebahagian besar sumbernya atau memberi sumbangan besar dari segi pendapatan. Aktiviti sekunder didefinisikan sebagai aktiviti sampingan kepada aktiviti utama. Klasifikasi bagi pertubuhan adalah berasaskan kepada aktiviti utama dan Piawaian Klasifikasi Industri Malaysia (MSIC 2008) Versi 1.0. yang diselaraskan dengan *International Standard Industrial Classification of All Economic Activities (ISIC), Rev. 4, United Nations* dengan pengubahsuaian mengikut keperluan tempatan.

6. KONSEP DAN DEFINISI

Konsep dan definisi yang digunakan selari dengan manual *International Recommendations for Industrial Statistics 2008, United Nations Statistics Division*. Takrif pembuatan yang digunakan dalam survei ini adalah selaras dengan Piawaian Klasifikasi Industri Malaysia (MSIC) 2008 Versi 1.0.

Pembuatan ditakrifkan sebagai perubahan fizikal atau kimia ke atas bahan atau komponen menjadi produk baru sama ada kerja itu dilakukan oleh jentera yang dijalankan oleh kuasa atau yang dijalankan dengan tangan, sama ada dijalankan dalam kilang atau di rumah pekerja, dan sama ada barang keluaran dijual secara borong atau runcit.



7. REKA BENTUK PENSAMPELAN

Reka bentuk pensampelan bagi survei ini adalah pensampelan rawak strata satu peringkat. Pertubuhan dikelaskan sebagai unit pensampelan manakala beberapa kategori strata telah dikenalpasti.

Setiap strata telah dibentuk kepada tiga substrata untuk memastikan sampel yang diagihkan mengambil kira ciri-ciri ekonomi strata tersebut. Substrata utama bersifat heterogen dan diliputi secara penuh. Manakala, substrata selainnya yang bersifat homogen disampelkan.

Substrata utama meliputi pertubuhan kategori besar dan yang mempunyai jumlah hasil yang signifikan dalam industri berkaitan manakala bagi substrata kedua dan ketiga berdasarkan kategori perusahaan kecil dan sederhana (PKS).

8. SAIZ SAMPEL

Statistik utama yang digunakan untuk penganggaran saiz sampel adalah nilai jualan. Formula yang digunakan dalam penganggaran saiz sampel bagi strata adalah seperti berikut:

$$n = \frac{(\sum N_i S_i)^2}{V + \sum N_i S_i^2} \quad (3)$$

di mana;

- n = Saiz sampel
- N_i = Saiz populasi bagi strata i
- S_i^2 = Varian bagi strata i
- V = Varian sasaran

$$V = RSE^2 \cdot \left(\frac{\hat{Y}_i}{Z} \right)^2 \quad (4)$$

di mana;

- \hat{Y}_i = Jumlah nilai jualan bagi strata
- RSE = Ralat piawai relatif
- Z = Nilai aras keyakinan

Sampel akan diagihkan kepada substrata dalam industri liputan dengan menggunakan kaedah *Neyman Allocation* seperti berikut:

$$n_{hi} = \left(\frac{N_h S_h}{\sum N_h S_h} \right) n_i \quad (5)$$

$$h = 2, 3 \text{ dan } 4$$

$$i = 1, 2, \dots k$$



di mana;

n_{hi} = Saiz sampel bagi substrata h dalam strata i

N_h = Saiz populasi bagi substrata h

S_h = Sisihan piawai bagi substrata h

n_i = Saiz sampel bagi strata i

h = Substrata

i = Strata

Pertubuhan kategori substrata utama diliputi sepenuhnya, manakala pertubuhan bagi substrata kedua dan ketiga dipilih secara rawak mengikut kaedah pensampelan bersistematik.

9. WAJARAN

Analisis berwajaran disediakan menggunakan wajaran sampel bagi memastikan sampel yang dipilih dapat menggambarkan populasi survei. Wajaran yang diperlukan adalah wajaran di peringkat reka bentuk pensampelan dan tiada respons.

Wajaran reka bentuk pensampelan pada substrata h adalah seperti berikut :

$$W_h = \frac{N_h}{n_h}, \quad h = 1, \dots, 4 \quad (6)$$

di mana;

N_h = Bilangan populasi bagi substrata h ; dan

n_h = Bilangan sampel bagi substrata h



Wajaran tiada respons pada substrata h adalah seperti berikut :

$$NRW_h = \frac{1}{\frac{n'_h}{n_h}} \quad h = 1, \dots, 4 \quad (7)$$

di mana;

$$n'_h = \text{Bilangan sampel respons bagi substrata } h$$

$$n_h = \text{Bilangan sampel bagi substrata } h$$

Kaedah pengiraan wajaran reka bentuk pensampelan selepas survei (*adjusted weight*) pada substrata h seperti berikut:

$$W'_h = W_h \times NRW_h, \quad h = 1, \dots, 4 \quad (8)$$

di mana;

$$W_h = \text{Wajaran reka bentuk pensampelan pada substrata } h$$

$$NRW_h = \text{Wajaran tiada respons pada substrata } h$$

10. UNIT MELAPOR

Unit melapor bagi survei ini ialah **pertubuhan**. Sesebuah pertubuhan ditakrifkan sebagai "satu unit ekonomi yang bergiat di bawah satu hak milik atau penguasaan tunggal, iaitu di bawah satu entiti yang sah. Ia menjalankan satu jenis aktiviti ekonomi utama di satu tempat / lokasi fizikal". Setiap pertubuhan diberikan klasifikasi industri berdasarkan aktiviti utamanya. Bagi pertubuhan yang menjalankan pelbagai aktiviti, unit yang bergiat dalam aktiviti yang berasingan dalam satu lokasi yang sama adalah terdiri daripada entiti pertubuhan yang berbeza. Oleh itu, setiap cawangan daripada organisasi yang mempunyai pelbagai cawangan di lokasi yang berbeza dari segi konsep dianggap sebagai pertubuhan yang berlainan. Pertubuhan berkenaan diminta memberikan penyata yang berasingan bagi setiap kegiatannya dari segi nilai. Walau bagaimanapun, dari segi praktiknya akaun biasanya disediakan secara berpusat kerana kesukaran untuk memperoleh data yang berasingan bagi setiap unit atau cawangan. Entiti atau enterpris ini akan dianggap sebagai satu unit pelapor dan dibenarkan mengemukakan soal selidik yang menggabungkan semua unit atau cawangannya.



11. NILAI JUALAN

Nilai jualan yang dilaporkan merujuk kepada nilai jualan produk sendiri sahaja. Ini bermaksud jualan produk yang berlaku dalam bulan laporan, sama ada produk tersebut telah dibuat/dihasilkan oleh pertubuhan pada bulan tersebut atau bulan-bulan sebelumnya. Nilai jualan adalah berdasarkan kepada nilai bersih di kilang dan berkaitan dengan kuantiti yang dijual. Penilaian harga yang dikenakan kepada pelanggan adalah tidak termasuk:

- a. diskaun atau rebat;
- b. bayaran untuk pengangkutan keluar;
- c. komisen kepada wakil-wakil penjual;
- d. bayaran lain seperti cukai eksais yang dibayar atau cukai jualan yang dipungut oleh kilang bagi pihak kerajaan; dan
- e. bayaran pemasangan, pembaikan dan pembinaan

12. BILANGAN PEKERJA BERGAJI

Bilangan pekerja bergaji meliputi seperti berikut:

- a. Pekerja bergaji (sepenuh masa) - Merujuk kepada semua pekerja bergaji yang bekerja sekurang-kurangnya 6 jam sehari dan sekurang-kurangnya 20 hari sebulan; dan
- b. Pekerja bergaji (sambilan) - Merujuk kepada semua pekerja bergaji yang bekerja kurang daripada 6 jam sehari dan/atau kurang daripada 20 hari sebulan.

13. GAJI & UPAH DIBAYAR

Gaji & upah yang dibayar merujuk kepada semua bayaran tunai, termasuk bonus, komisen, bayaran lebih masa, elaun kos sara hidup dan elaun lain yang dibayar kepada semua pekerja bergaji dalam bulan rujukan. Caruman Kumpulan Wang Simpanan Pekerja (KWSP) serta Pertubuhan Keselamatan Sosial (PERKESO) turut dimasukkan tetapi caruman oleh majikan dikecualikan. Elaun kepada pemilik yang bekerja, rakan niaga yang bekerja dan pekerja keluarga tidak bergaji, bayaran pampasan dan saguhati kerana pemberhentian adalah juga dikecualikan.

14. KEPERLUAN KERAHSIAAN

Survei ini dijalankan di bawah peruntukan Akta Perangkaan 1965 (Disemak 1989). Akta ini mensyaratkan bahawa kandungan penyata individu adalah SULIT. Selaras dengan peruntukan dalam Akta tersebut, hanya angka agregat akan diterbitkan.



- 15. PINDAAN** Pindaan akan dibuat ke atas statistik yang telah diterbitkan berdasarkan data terkini yang diperoleh.
- 16. PEMBUNDARAN** Perjumlahan komponen mungkin berbeza dengan angka jumlah besar disebabkan pembundaran.
- 17. SIMBOL DAN SINGKATAN** Simbol-simbol berikut telah digunakan dalam keseluruhan penerbitan:-
t.t.t.l. : tidak terkelas di tempat lain
RM : Ringgit Malaysia
- 18. PELARASAN MUSIM** Data siri masa adalah amat berguna untuk ahli ekonomi, pembuat dasar & keputusan serta penganalisis siri masa untuk mengenal pasti ciri-ciri penting siri ekonomi seperti arah aliran, *turning point* dan konsistensi antara penunjuk ekonomi yang lain. Kadangkala ciri ini sukar untuk diperhatikan kerana pergerakan bermusim. Oleh itu, sekiranya kesan bermusim boleh disingkirkan, arah aliran data siri ini dapat dilihat dengan lebih baik. Anggaran dan penyingkiran kesan bermusim dipanggil pelarasan bermusim.
- Pelarasan bermusim adalah satu proses untuk mengenal pasti dan menyingkirkan bentuk pola bermusim yang biasa berlaku dalam tempoh satu tahun, yang mungkin juga merangkumi pengaruh dari kesan cuti yang bergerak dan hari bekerja/berdagang bagi suatu tempoh. Objektif utama proses ini adalah untuk menyerlahkan arah aliran dan pergerakan-pergerakan jangka pendek dalam siri ini.
- Di Malaysia, kebanyakan data siri masa dipengaruhi oleh kesan bermusim. Oleh itu, untuk menghapus dan melaras kesan bermusim data siri masa ekonomi Malaysia, pakej standard pelarasan bermusim, X-12 ARIMA telah digunakan oleh Jabatan Perangkaan, Malaysia. Data siri masa ekonomi Malaysia juga kerap dipengaruhi oleh perayaan agama utama seperti Aidil Fitri bagi umat Islam, Tahun Baru Cina untuk kaum Cina dan Deepavali untuk kaum India. Tarikh perayaan-perayaan ini tetap mengikut tahun lunar tetapi berbeza-beza mengikut kalendar Gregorian. Oleh itu, untuk menganggar dan menyingkirkan kesan cuti yang bergerak dari data siri masa, satu prosedur telah dibangunkan iaitu *Seasonal Adjustment For Malaysia (SEAM)*.



1. OBJECTIVE

The main objective of this publication is to provide statistics on the latest trend of main indicators in the Manufacturing sector, ie. **sales value, number of employees, salaries & wages and the production of main products manufactured** which is collected through Monthly Manufacturing Survey. This statistics assists users in policy formulation and decision making.

2. BENCHMARKING

After conducting the Economic Census 2016 (reference year 2015), Department of Statistics Malaysia (DOSM) has reviewed and carried out the benchmarking process towards the manufacturing statistics collected from the Monthly Manufacturing Survey. The benchmarking process is done to enable the series of values of annual estimates derived from short term survey consistent and match with the annual value from census/annual survey of the benchmark year. The benchmark process adapted the guideline of the Quarterly National Accounts Manual 2017 edition, International Monetary Fund to meet the objectives as follows:

- a. to estimate monthly data that are temporally consistent with the annual data: that is, to ensure that the sum of the monthly data is equal to the annual benchmark;
- b. to preserve as much as possible the monthly movements in the indicator under the restrictions provided by the annual data; and
- c. to ensure, for forward series, that the sum of the monthly of the current year is as close as possible to the unknown future annual data.

The benchmarking statistics is compiled on sales value, number of employees and salaries & wages and being published starting from January 2020. The base (benchmark) year using the Economic Census 2016 (reference year 2015) and pro rata (1) and extrapolation method (2) is used in the benchmarking process.

Pro rata Method:

$$M^i V = \frac{M^i I}{\sum_{i=1}^{12} M^i I} \times ADT \quad (1)$$

where

$M^i V$ = new derived monthly variables estimates

$M^i I$ = monthly indicator series

ADT = annual benchmark data

Extrapolation Method:

$$V_t = V_{t-1} * G_{t-1,t} \quad (2)$$

where

V_t = value of variable

$G_{t-1,t}$ = growth from t-1 to t



3. SCOPE AND COVERAGE

Data collected in the Monthly Manufacturing Survey covered the whole of Malaysia. Since January 2020, this publication presents weighted statistics which represent the population sample of 251 industries in Manufacturing sector. Data for industries with less than three establishments was combined to the closest industry to ensure the confidentiality of the respondents as stipulated under the Statistics Act 1965 (Revised-1989).

4. SOURCE OF FRAME

The source of frame is from Malaysia Statistical Business Register (MSBR) where the main information is from census and survey conducted by the Department of Statistics Malaysia (DOSM) and administrative data. The main source of the administrative data is from the Companies Commission of Malaysia (CCM). In addition, DOSM also collaborates and yield information from over 50 other agencies such as the Employees Provident Fund (EPF), Royal Malaysian Customs Department (RMCD), Inland Revenue Board (IRB), Local Authorities and other Professional Bodies. The frame is updated continuously by taking into account of new establishments and to record any changes in the establishment status such as closed down, not in operation, change in types of activity and location or postal addresses to ensure that the information in the frame is at the most current status.

5. TYPE OF BUSINESS ACTIVITY

Type of business activity is divided into primary and secondary. The primary activity refers to the activities which focus on its main resources and income. Secondary activities are defined as those incidental or ancillary to the primary activity. The classification of the establishment's industry is based on the primary activity and the Malaysia Standard Industrial Classification (MSIC 2008) Version 1.0 according to the International Standard Industrial Classification of All Economic Activities (ISIC), Rev. 4, United Nations, with modifications to suit local conditions.

6. CONCEPT AND DEFINITION

Concepts and definitions used are in line with the manual of Recommendations for Industrial Statistics 2008, United Nations Statistics Division. The definition of manufacturing used in this survey is consistent with Malaysia Standard Industrial Classification (MSIC) 2008 Ver. 1.0.

Manufacturing is defined as the physical or chemical transformation of materials or components into new products, whether the work is performed by power-driven machines or by hand, whether it is done in a factory or in the worker's home, and whether the products are sold at wholesale or retail.



7. SAMPLING DESIGN

Sampling design of the survey is a one-stage stratified random sampling. The establishment is classified as sampling unit while a few categories of stratum was identified.

Each stratum has been set up to three substrata to ensure the distributed sample takes into account the economic characteristics of the stratum. The main substratum is heterogeneous and was fully covered. Whereas, other substratum that are homogeneous were sampled.

Main substratum include large establishments which have a significant total revenue in the respective industry while for the second and third substratum are based on small and medium enterprise (SME) categories.

8. SAMPLE SIZE

The main statistics used to estimate the sample size is the sales value. The formula used in the estimation of the sample size for a stratum is as follows:

$$n = \frac{(\sum N_i S_i)^2}{V + \sum N_i S_i^2} \quad (3)$$

where;

- n = Sample size
- N_i = Population size for stratum i
- S_i^2 = Variance for stratum i
- V = Desired variance

$$V = RSE^2 \cdot \left(\frac{\hat{Y}_i}{Z} \right)^2 \quad (4)$$

where;

- \hat{Y}_i = Estimated sales value for stratum
- RSE = Relative standard error
- Z = Value of confidence level

Sample is distributed to substratum of the industry using Neyman Allocation method as follows:

$$n_{hi} = \left(\frac{N_h S_h}{\sum N_h S_h} \right) n_i \quad (5)$$

$$h = 2, 3 \text{ and } 4$$

$$i = 1, 2, \dots k$$



where;

n_{hi} = Sample size for substratum h of stratum i

N_h = Population size for substratum h

S_h = Standard deviation for substratum h

n_i = Sample size for stratum i

h = Substratum

i = Stratum

Establishments of the main substratum were fully covered while establishments of the second and third substratum were randomly selected using systematic random sampling.

9. WEIGHTED

Weighted analysis is done using sampling weight to ensure that the selected sample can reflect population survey. The weights required are the sampling design and non response weights.

The sampling design weight for the establishment at substratum h is as follows:

$$W_h = \frac{N_h}{n_h}, \quad h = 1, \dots, 4 \quad (6)$$

where,

N_h = Total population of substratum h ; and

n_h = Total sample of substratum h



Non response weight at substratum h as below:

$$NRW_h = \frac{1}{\frac{n'_h}{n_h}}, \quad h = 1, \dots, 4 \quad (7)$$

where,

n'_h = Number of response in sample size for substratum h

n_h = Number of sample size for substratum h

The method of calculating the sampling design weight after the survey (adjusted weight) on substratum h as below:

$$W'_h = W_h \times NRW_h, \quad h = 1, \dots, 4 \quad (8)$$

where,

W_h = Sampling design weight at substratum h

NRW_h = Non response weight at substratum h

10. REPORTING UNIT

The reporting unit used in the survey was the **establishment**. An establishment is defined as “an economic unit engaged in one activity, under a single legal entity and operating in a single physical location”. Each establishment was assigned an industry classification based on its principal activity. In the case of a multi-activity entity, units engaged in separate activities in the same location constituted distinct establishments. Thus, each branch of a multi-branch organisation at a different location was conceptually treated as a different establishment. The establishment was requested to give separate returns for each activity in terms of value. However, if in practice, the accounts were centrally kept such that it was not possible to obtain separate data for each individual unit or branch. The entity or enterprise was treated as a single reporting unit and allowed to submit a consolidated questionnaire covering all the units or branches.



11. VALUE OF SALES

The reported sales value refers to the sales value of their own products. This relates to sales of goods made on the reporting month, whether the products were produced/ manufactured by the establishment during the month or in the other months previously. The sales value was net selling price (ex-factory) value relating to the quantity sold. The valuation price charged to customers were excluding:

- a. discounts or rebates;
- b. Charges for carriage outwards;
- c. commissions to selling agents;
- d. all other charges such as excise duties paid, sales tax collected by the factory on behalf of the government; and
- e. Installation, repairs and construction charges.

12. NUMBER OF PAID EMPLOYEES

Number of paid employees cover as follows:

- a. Paid employees (full-time) - Refers to those who work for at least 6 hours a day and 20 days a month; and
- b. Paid employees (part-time) - Refers to all paid workers who work for less than 6 hours a day and/or less than 20 days a month.

13. SALARIES & WAGES PAID

Salaries & wages paid refers to all cash payments, including bonuses, commissions, overtime wages, cost of living allowances and other allowances made to all employees during the reference month. The employees' contribution to Employees' Provident Fund (EPF) and Social Security Organisation (SOCSSO) is included but the employer's contribution is excluded. Allowances to working proprietors, working partners and unpaid family workers and severance and termination pay are not included.

14. CONFIDENTIALITY REQUIRED

The survey is conducted under the provisions of the Statistics Act 1965 (Revised-1989). The Act stipulates that the contents of individual returns are CONFIDENTIAL. In conformity with the stipulations of this Act, only aggregated figures are published.



- 15. REVISIONS** *Revisions will be made to the published figures based on the latest data available.*
- 16. ROUNDING** *The sum of the component figures may not tally with the sub-total or total figures due to rounding.*
- 17. SYMBOLS AND ABBREVIATIONS** *The following symbols have been used throughout the publication:-*
n.e.c. : not elsewhere classified
RM : Malaysian Ringgit
- 18. SEASONAL ADJUSTMENT** *Time-series data are very useful for economists, policy & decision makers and time-series analysts to identify the important features of economic series such as direction, turning point and consistency between other economic indicators. Sometimes this feature is difficult to observe because of seasonal movements. Thus, if the seasonal effect can be removed, the behaviour of the series would be better viewed. The estimation and removal of the seasonal effects is called seasonal adjustment.*
- Seasonal adjustment is a process to identify and to remove the regular within-a-year seasonal pattern, which may also include the influences of moving holidays and working/trading days effect in each period. The ultimate objective of the process is to highlight the underlying trends and short-term movements in the series.*
- In Malaysia, most of the time series data are affected by seasonal effects. Hence, to eliminate the seasonal effect as well as to seasonally adjust the Malaysian economic time series data, a standard seasonal adjustment package, X-12 ARIMA was used by Department of Statistics, Malaysia. Malaysian economic time series data also often affected by major religious festivals such as Eid-ul Fitr for Muslims, Chinese New Year to the Chinese and the Indian Deepavali. These festivals' dates are fixed according to the lunar year but vary according to the Gregorian calendar. Therefore, to estimate and remove moving holiday effect from time-series data, a procedure was developed, namely Seasonal Adjustment for Malaysia (SEAM).*