



KEMENTERIAN EKONOMI
JABATAN PERANGKAAAN MALAYSIA

PERANGKAAAN GETAH BULANAN
MONTHLY RUBBER STATISTICS

2023
NOVEMBER

JABATAN PERANGKAAAN MALAYSIA
DEPARTMENT OF STATISTIC MALAYSIA



KEMENTERIAN EKONOMI
JABATAN PERANGKAAN MALAYSIA

NOVEMBER 2023

PERANGKAAN GETAH BULANAN *MONTHLY RUBBER STATISTICS*

Pemakluman

Jabatan Perangkaan Malaysia (DOSM) telah melancarkan OpenDOSM NextGen sebagai medium yang menyediakan katalog data dan visualisasi bagi memudahkan pengguna menganalisis pelbagai data dan boleh diakses melalui portal <https://open.dosm.gov.my>.

DOSM akan menjalankan Banci Pertanian pada tahun 2024. Mohon layari <https://www.myagricensus.gov.my> untuk maklumat lanjut. Tema adalah "Banci Pertanian, Kunci Kemajuan Pertanian."

Kerajaan Malaysia telah mengisytiharkan Hari Statistik Negara (MyStats Day) pada 20 Oktober setiap tahun. Tema sambutan MyStats Day adalah "Statistik Nadi Kehidupan".

Announcement

Department of Statistics Malaysia (DOSM) has launched OpenDOSM NextGen as a medium that provides a catalog of data and visualisations to facilitate users' analysis various data and can be accessed through <https://open.dosm.gov.my>.

The Department of Statistics Malaysia (DOSM) will conduct the Agricultural Census in 2024. Please visit <https://www.myagricensus.gov.my> for more information. The theme is "Agriculture Census, Key to Agriculture Development."

The Government of Malaysia has declared National Statistics Day (MyStats Day) on October 20th each year. MyStats Day theme is "Statistics is the Essence of Life".

JABATAN PERANGKAAN MALAYSIA
DEPARTMENT OF STATISTICS MALAYSIA

Diterbitkan dan dicetak oleh / *Published and printed by:*

Jabatan Perangkaan Malaysia
Department of Statistics Malaysia

Blok C6 & C7, Kompleks C,
Pusat Pentadbiran Kerajaan Persekutuan,
62514 Putrajaya,
MALAYSIA

Tel. : 03-8885 7000
Faks : 03-8888 9248
Portal : <https://www.dosm.gov.my>
Facebook / X / Instagram/ Youtube : StatsMalaysia
E-mel / *E-mail* : info@dosm.gov.my (pertanyaan umum / *general enquiries*)
data@dosm.gov.my (pertanyaan & permintaan data / *data request & enquiries*)
Harga / *Price* : RM5.00

Diterbitkan pada Januari 2024/ *Published on January 2024*

Hakcipta terpelihara / *All rights reserved.*

Tiada bahagian daripada terbitan ini boleh diterbitkan semula, disimpan untuk pengeluaran atau ditukar dalam apa-apa bentuk atau alat apa jua pun kecuali setelah mendapat kebenaran daripada Jabatan Perangkaan Malaysia.

Pengguna yang mengeluarkan sebarang maklumat dari terbitan ini sama ada yang asal atau diolah semula hendaklah meletakkan kenyataan berikut:

“Sumber : Jabatan Perangkaan Malaysia”.

No part of this publication may be reproduced or distributed in any form or by any means or stored in data base without the prior written permission from Department of Statistics, Malaysia. Users reproducing content of this publication with or without adaptation should quote the following:

“Source : Department of Statistics, Malaysia.”

ISSN 1675 - 4344

KATA PENGANTAR

Perangkaan Getah Bulanan, Malaysia, November 2023 merupakan penerbitan bulanan yang memaparkan statistik pengeluaran, import, eksport, penggunaan domestik, stok, harga, bilangan pekerja, gaji & upah dan produktiviti bagi estet getah berdasarkan Banci Getah Bulanan yang dilaksanakan oleh Jabatan Perangkaan Malaysia. Statistik ini merupakan petunjuk penting untuk dijadikan sebagai input yang bermanfaat kepada penyelidik, agensi kerajaan dan pembuat dasar bagi merancang, memantau serta menilai prestasi industri getah di Malaysia.

Ringkasan penemuan serta jadual statistik yang terperinci turut dimuatkan dalam penerbitan ini manakala aspek teknikal seperti skop & liputan, konsep dan definisi dinyatakan dalam nota teknikal bagi membantu pengguna memahami statistik yang diterbitkan.

Jabatan merakamkan setinggi-tinggi penghargaan atas kerjasama yang diberikan oleh responden dan juga semua pihak yang telah terlibat dalam penyediaan penerbitan ini. Setiap maklum balas dan cadangan penambahbaikan penerbitan pada masa akan datang amat dihargai.

DATO' SRI DR. MOHD UZIR MAHIDIN

Ketua Perangkawan Malaysia

Januari 2024

PREFACE

Monthly Rubber Statistics, Malaysia, November 2023 is a monthly publication that shows statistics on production, imports, exports, domestic consumption, stocks, prices, number of employees, salaries & wages and productivity of rubber estates based on Monthly Rubber Census conducted by the Department of Statistics Malaysia. These statistics are important indicators as invaluable inputs to researches, government agencies and policy makers in planning, monitoring and evaluating the performance of rubber industry in Malaysia.

Summary of findings and detailed statistical tables are also included in this publication while the technical aspects on scope & coverage, concepts and definitions are stated in the technical notes to assist users to understand the published statistics.

The Department gratefully acknowledges the cooperation rendered by the respondents as well as all parties involved in the preparation of this publication. Every feedback and suggestion towards improving future publication is highly appreciated.

DATO' SRI DR. MOHD UZIR MAHIDIN

Chief Statistician Malaysia

January 2024

KANDUNGAN

CONTENTS

	Muka surat <i>Page</i>
Kata pengantar <i>Preface</i>	i
Senarai jadual statistik <i>List of statistical tables</i>	iv
Kalendar awalan keluaran 2023/2024 <i>Advance release calendar 2023/2024</i>	v
Infografik <i>Infographics</i>	viii
Pengeluaran getah asli mengikut negara pengeluar, 2019-2023 <i>Production of natural rubber by producing countries, 2019-2023</i>	xii
Perangkaan getah mengikut negara pengeluar, November 2023 <i>Rubber statistics by producing countries, November 2023</i>	xii
Perangkaan utama getah, Malaysia, November 2023 <i>Principal statistics of rubber, Malaysia, November 2023</i>	xvi
Pengeluaran, eksport, import, penggunaan domestik dan stok bulanan bagi getah asli 2021-2023 <i>Monthly production, exports, imports, domestic consumption and stocks of natural rubber 2021-2023</i>	xvi
Ringkasan penemuan <i>Summary of findings</i>	1
Jadual statistik <i>Statistical tables</i>	15
Nota teknikal <i>Technical notes</i>	31

SENARAI JADUAL STATISTIK

LIST OF STATISTICAL TABLES

Jadual Tables		Muka surat Page
1	Penawaran dan permintaan getah asli <i>Supply and demand of natural rubber</i>	15
2	Pengeluaran getah asli mengikut hak milik <i>Production of natural rubber by ownership</i>	16
3	Eksport getah asli mengikut jenis terpilih <i>Exports of natural rubber by selected type</i>	17
4	Eksport getah asli mengikut negara yang dituju <i>Exports of natural rubber by country of destination</i>	18
5	Eksport Getah Mutu Malaysia (G.M.M.) mengikut gred <i>Exports of Standard Malaysian Rubber (S.M.R.) by grade</i>	20
6	Import getah asli mengikut jenis terpilih <i>Imports of natural rubber by selected type</i>	21
7	Import getah asli mengikut negara asal <i>Imports of natural rubber by country of origin</i>	22
8	Stok getah asli pada akhir bulan mengikut banci <i>Stocks of natural rubber held at the end of the month by census</i>	23
9	Pengeluaran dan stok lateks pekat <i>Production and stocks of Concentrated Latex</i>	23
10	Penggunaan domestik getah asli mengikut industri <i>Domestic consumption of natural rubber by industry</i>	24
11	Harga purata bulanan bagi getah asli <i>Average monthly price of natural rubber</i>	25
12	Guna tenaga dan gaji & upah dibayar mengikut kategori pekerja di estet getah <i>Employment and salaries & wages paid in rubber estates by category of workers</i>	26
13	Produktiviti pengeluaran dan penoreh bagi estet getah <i>Productivity of production and tappers in rubber estates</i>	27
14	Pengeluaran, keluasan ditoreh dan purata bilangan hari menoreh bagi estet getah mengikut negeri <i>Production, tapped area and average number of tapping days in rubber estates by states</i>	28

KALENDAR AWALAN KELUARAN 2023/2024

ADVANCE RELEASE CALENDAR 2023/2024

<p>Tarikh Keluaran Release Date</p> <p>• 12.01.2024</p> <p>November November 2023</p>	<p>Tarikh Keluaran Release Date</p> <p>• 9.02.2024</p> <p>Disember December 2023</p>	<p>Tarikh Keluaran Release Date</p> <p>• 12.03.2024</p> <p>Januari January 2024</p>
<p>Tarikh Keluaran Release Date</p> <p>• 5.04.2024</p> <p>Februari February 2024</p>	<p>Tarikh Keluaran Release Date</p> <p>• 13.05.2024</p> <p>Mac March 2024</p>	<p>Tarikh Keluaran Release Date</p> <p>• 11.06.2024</p> <p>April April 2024</p>
<p>Tarikh Keluaran Release Date</p> <p>• 12.07.2024</p> <p>Mei May 2024</p>	<p>Tarikh Keluaran Release Date</p> <p>• 12.08.2024</p> <p>Jun June 2024</p>	<p>Tarikh Keluaran Release Date</p> <p>• 11.09.2023</p> <p>Julai July 2024</p>
<p>Tarikh Keluaran Release Date</p> <p>• 10.10.2024</p> <p>Ogos August 2024</p>	<p>Tarikh Keluaran Release Date</p> <p>• 12.11.2024</p> <p>September September 2024</p>	<p>Tarikh Keluaran Release Date</p> <p>• 12.12.2024</p> <p>Oktober October 2024</p>




INFOGRAFIK
INFOGRAPHICS



PERANGKAAAN GETAH BULANAN NOVEMBER 2023

PENGELUARAN GETAH ASLI

32,944 tan metrik 30,669 tan metrik



Oktober 2023 NOVEMBER 2023^P

	Sep. 2023	Okt. 2023	Nov. 2023
MoM	▲ 4.6%	▲ 0.6%	▼ -6.9%
YoY	▼ -7.6%	▲ 3.6%	▲ 9.3%

PENGUNAAN DOMESTIK
NOVEMBER 2023^P : 25,096 tan metrik
Oktober 2023 : 26,789 tan metrik



Sarung Tangan Getah
NOVEMBER 2023^P : 17,364 tan metrik
Oktober 2023 : 18,622 tan metrik



Benang Getah
NOVEMBER 2023^P : 2,488 tan metrik
Oktober 2023 : 2,748 tan metrik



Tayar & Tiub
NOVEMBER 2023^P : 2,299 tan metrik
Oktober 2023 : 2,403 tan metrik



Lain-lain
NOVEMBER 2023^P : 2,944 tan metrik
Oktober 2023 : 3,017 tan metrik

IMPORT
NOVEMBER 2023^P : 110,486 tan metrik ▲ 18.4%
Oktober 2023 : 93,288 tan metrik

Negara Utama

Ivory Coast
47.2%

Thailand
31.2%

Filipina
6.1%

EKSPORT
NOVEMBER 2023^P : 51,437 tan metrik ▼ 8.9%
Oktober 2023 : 56,460 tan metrik

Negara Utama

P.R. China
48.3%

Jerman
8.9%

Iran
5.7%

PURATA HARGA (sen/kg)



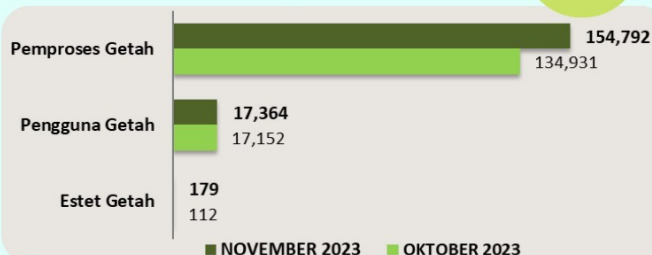
G.M.M 20
NOVEMBER 2023: 685.14 ▲ 1.0%
Oktober 2023: 678.68



Lateks Pekat
NOVEMBER 2023: 549.67 ▲ 3.3%
Oktober 2023: 532.20

STOK

NOVEMBER 2023^P : 172,335 tan metrik ▲ 13.2%
Oktober 2023 : 152,196 tan metrik



Nota : MoM = Bulan ke bulan YoY = Tahun ke tahun P = Awalan

Sumber: Perangkaan Getah Bulanan November 2023, Jabatan Perangkaan Malaysia (DOSM)



MINISTRY OF ECONOMY
DEPARTMENT OF STATISTICS MALAYSIA



@StatsMalaysia



AGRICULTURE CENSUS 2024
KEY TO AGRICULTURAL DEVELOPMENT



MALAYSIA MADANI

PADU
PANGKALAN DATA UTAMA



MONTHLY RUBBER STATISTICS NOVEMBER 2023

PRODUCTION of NATURAL RUBBER

32,944 tonnes



October 2023

30,669 tonnes



NOVEMBER 2023^P

	Sept. 2023	Oct. 2023	Nov. 2023
MoM	▲ 4.6%	▲ 0.6%	▼ -6.9%
YoY	▼ -7.6%	▲ 3.6%	▲ 9.3%

DOMESTIC CONSUMPTION

NOVEMBER 2023^P: 25,096 tonnes
October 2023 : 26,789 tonnes



Rubber Gloves



NOVEMBER 2023^P: 17,364 tonnes
October 2023 : 18,622 tonnes

Rubber Thread



NOVEMBER 2023^P: 2,488 tonnes
October 2023 : 2,748 tonnes

Tyres & Tube



NOVEMBER 2023^P: 2,299 tonnes
October 2023 : 2,403 tonnes

Others



NOVEMBER 2023^P: 2,944 tonnes
October 2023 : 3,017 tonnes

IMPORTS

NOVEMBER 2023^P: 110,486 tonnes
October 2023 : 93,288 tonnes



Main countries



Ivory Coast
47.2%



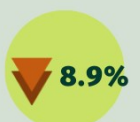
Thailand
31.2%



Philippines
6.1%

EXPORTS

NOVEMBER 2023^P: 51,437 tonnes
October 2023 : 56,460 tonnes



Main countries



P.R. China
48.3%



Germany
8.9%



Iran
5.7%

AVERAGE PRICE (sen/kg)



S.M.R 20

NOVEMBER 2023: 685.14
October 2023: 678.68



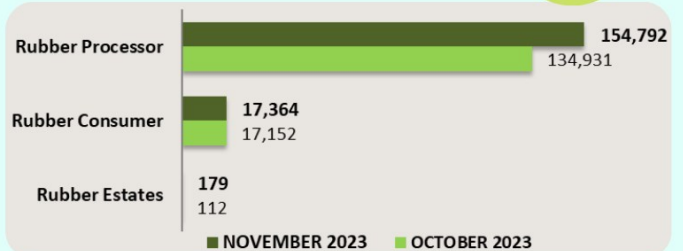
Concentrated Latex

NOVEMBER 2023: 549.67
October 2023: 532.20




STOCKS

NOVEMBER 2023^P: 172,335 tonnes
October 2023 : 152,196 tonnes



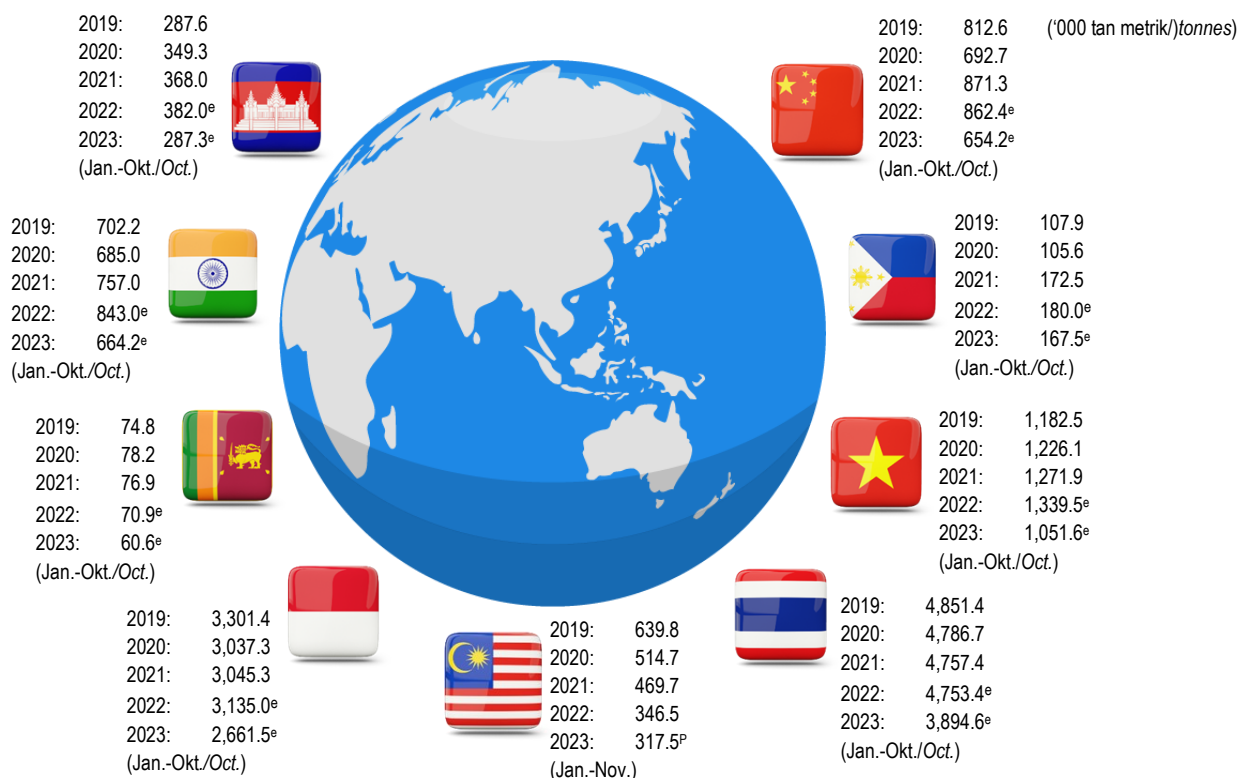
Note : MoM = Month on Month YoY = Year on Year P = Preliminary

Source: Monthly Rubber Statistics November 2023, Department of Statistics Malaysia (DOSM)



NEGARA PENGELUAR GETAH ASLI
*PRODUCING COUNTRIES OF
NATURAL RUBBER*

PENGELUARAN GETAH ASLI MENGIKUT NEGARA PENGELUAR*, 2019-2023 PRODUCTION OF NATURAL RUBBER BY PRODUCING COUNTRIES*, 2019-2023



Nota/Notes:

* Association of Natural Rubber Producing Countries (ANRPC)

P: Awalan/Provisional

^e: Anggaran / Estimate

Sumber: Kementerian Perladangan dan Komoditi

Source: Ministry of Plantation and Commodities

PERANGKAIAN GETAH MENGIKUT NEGARA PENGELUAR*, NOVEMBER 2023 RUBBER STATISTICS BY PRODUCING COUNTRIES*, NOVEMBER 2023

('000 tan metrik/tonnes)

Negara Country	Pengeluaran Production	Penggunaan Consumption	Eksport Export
Cambodia**	42.4 ^e	-	42.0 ^e
P.R.China**	123.3 ^e	564.0 ^e	5.5 ^e
India**	89.3 ^e	110.9 ^e	0.2 ^e
Indonesia**	272.9 ^e	55.0 ^e	160.0 ^e
Malaysia	30.7 ^P	25.1 ^P	51.4 ^P
Philippines**	10.7 ^e	3.3 ^e	18.4 ^e
Sri Lanka**	5.5 ^e	8.2 ^e	1.5 ^e
Thailand**	489.1 ^e	102.0 ^e	360.3 ^e
Viet Nam**	178.2 ^e	50.0 ^e	222.0 ^e

Nota/Notes:

* Association of Natural Rubber Producing Countries (ANRPC)

** Data bulan Oktober 2023 / Data of October 2023

P: Awalan / Provisional

^e: Anggaran / Estimate

Sumber: Kementerian Perladangan dan Komoditi

Source: Ministry of Plantation and Commodities

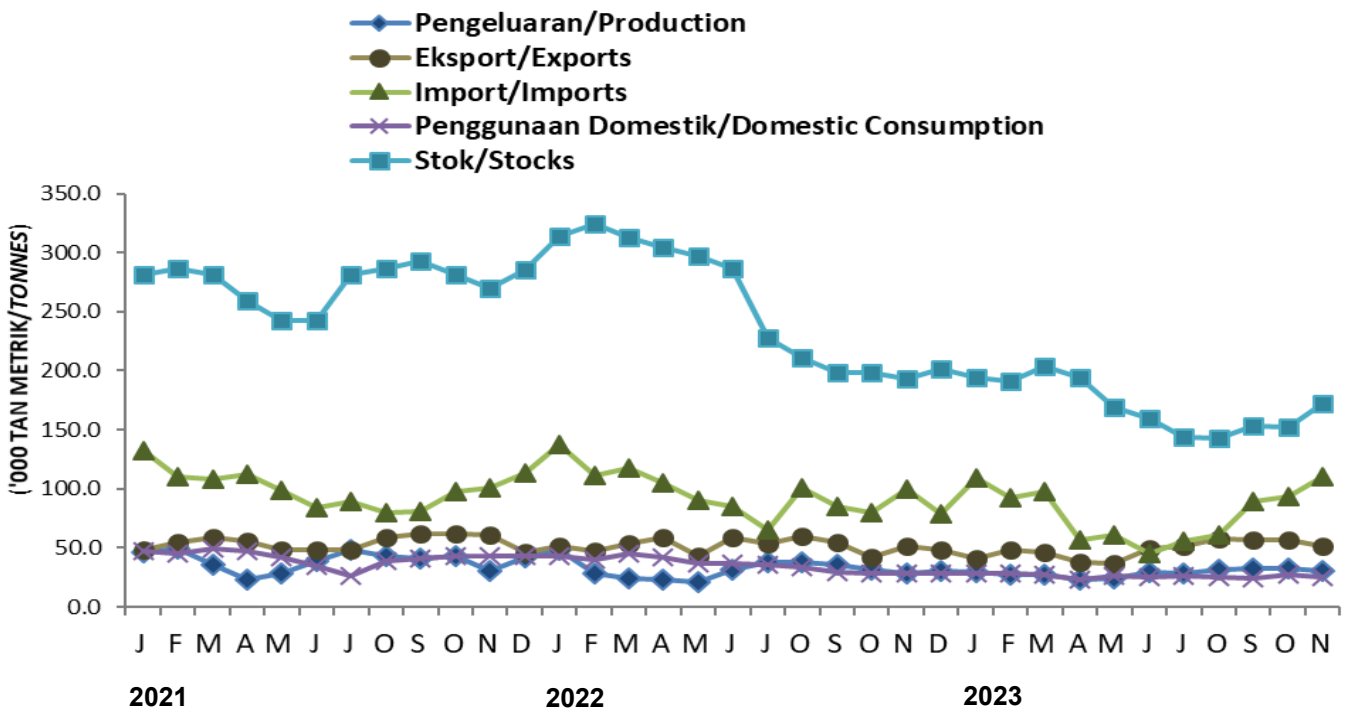


PERANGKAAAN UTAMA GETAH
PRINCIPAL STATISTICS OF RUBBER

PERANGKAAAN UTAMA GETAH, MALAYSIA, NOVEMBER 2023
PRINCIPAL STATISTICS OF RUBBER, MALAYSIA, NOVEMBER 2023

Perangkaan Utama <i>Principal Statistics</i>	Nov. Nov. 2022	Okt. Oct. 2023	Nov. Nov. 2023	Perubahan bulan ke bulan Nov. 2023/Okt. 2023	Perubahan tahun ke tahun Nov. 2023/Nov. 2022
				<i>Change month-on-month Nov. 2023/Oct. 2023 (%)</i>	<i>Change year-on-year Nov. 2023/Nov. 2022 (%)</i>
Pengeluaran / <i>Production</i> (tan metrik / <i>tonnes</i>)	28,048	32,944	30,669	▼ -6.9	▲ 9.3
Eksport / <i>Exports</i> (tan metrik / <i>tonnes</i>)	50,927	56,460	51,437	▼ -8.9	▲ 1.0
Import / <i>Imports</i> (tan metrik / <i>tonnes</i>)	99,302	93,288	110,486	▲ 18.4	▲ 11.3
Penggunaan domestik <i>Domestic consumption</i> (tan metrik / <i>tonnes</i>)	28,410	26,789	25,096	▼ -6.3	▼ -11.7
Stok akhir / <i>Closing stocks</i> (tan metrik / <i>tonnes</i>)	193,396	152,196	172,335	▲ 13.2	▼ -10.9
Bil. pekerja bergaji (estet) <i>Number of paid workers</i> (<i>estate</i>)	8,859	10,020	9,429	▼ -5.9	▲ 6.4
Gaji & upah (RM'000) (estet) <i>Salaries & wages (RM'000)</i> (<i>estate</i>)	15,985	24,162	17,711	▼ -26.7	▲ 10.8

**PENGELUARAN, EKSPORT, IMPORT, PENGGUNAAN DOMESTIK DAN
STOK BULANAN BAGI GETAH ASLI 2021-2023**
**MONTHLY PRODUCTION, EXPORTS, IMPORTS, DOMESTIC CONSUMPTION AND
STOCK OF NATURAL RUBBER 2021-2023**





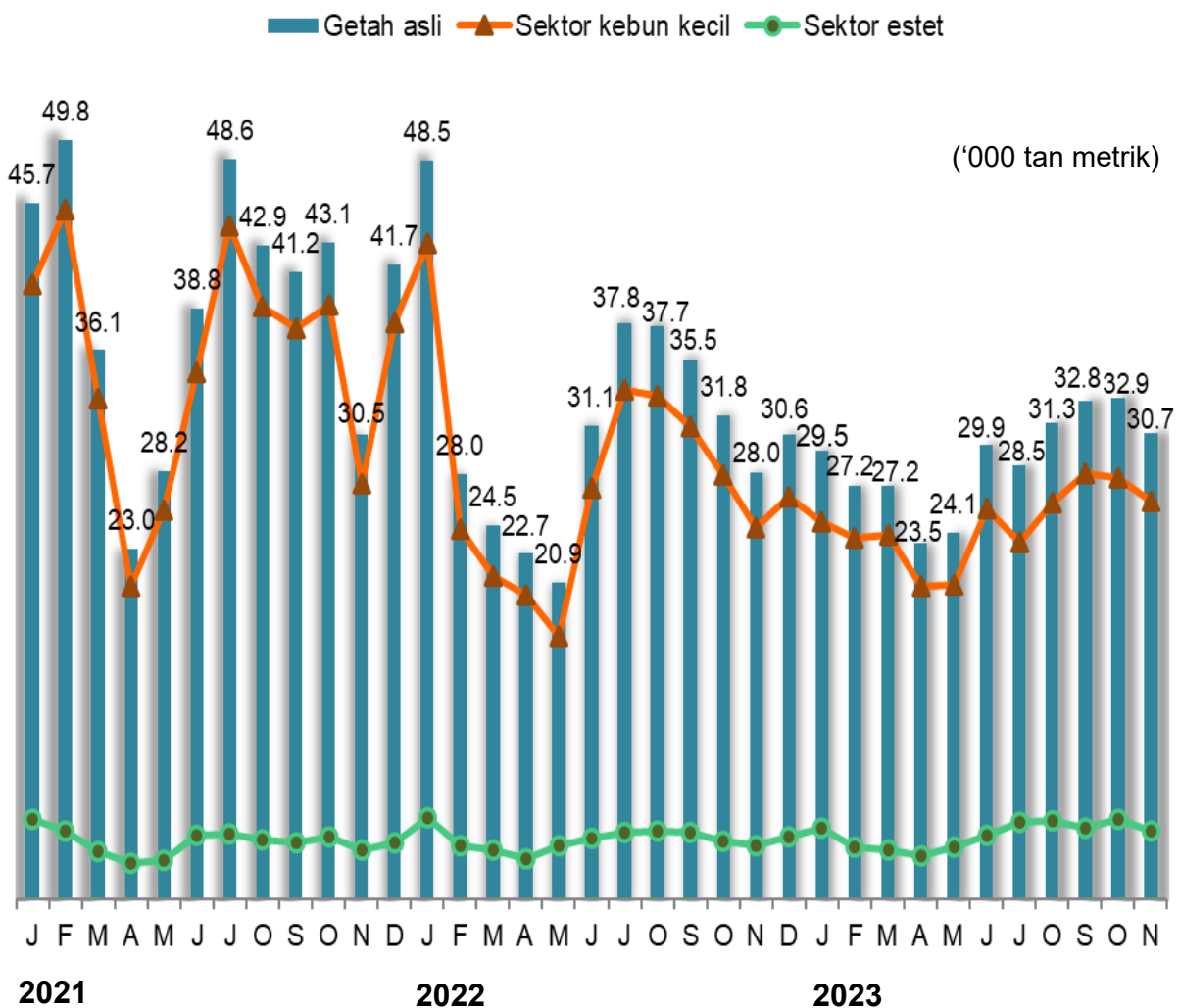
RINGKASAN PENEMUAN
SUMMARY OF FINDINGS

PERANGKAAAN GETAH BULANAN MALAYSIA, NOVEMBER 2023[#]

1. PENGELUARAN

Pengeluaran getah asli Malaysia pada November 2023 berjumlah 30,669 tan metrik, meningkat sebanyak 9.3 peratus berbanding 28,048 tan metrik pada November 2022 dan menunjukkan penurunan sebanyak 6.9 peratus dari bulan sebelumnya. Sektor kebun kecil merupakan penyumbang utama pengeluaran getah asli iaitu 85.3 peratus. Pengeluaran sektor kebun kecil meningkat sebanyak 6.9 peratus manakala pengeluaran di estet pula meningkat 25.7 peratus berbanding November 2022.

Carta 1: Pengeluaran getah bulanan di estet dan kebun kecil



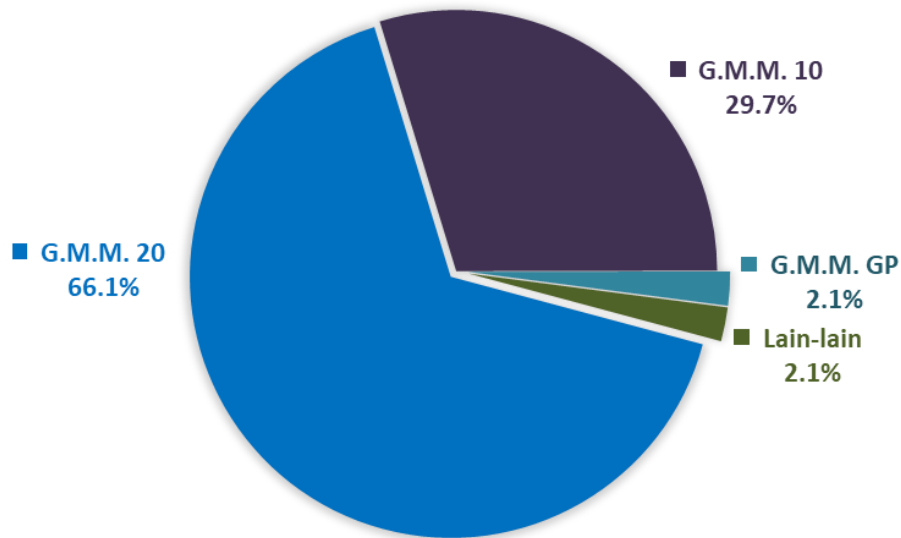
Nota #:

- Laporan ini boleh diperolehi daripada portal Jabatan Perangkaan Malaysia (<https://www.dosm.gov.my>) di bawah ruangan: **Siaran Terkini**.
- Data bagi bulan November 2023 merupakan data **awalan**. Data ini akan dikemas kini berdasarkan data terkini yang diperolehi dan akan diterbitkan dalam penerbitan Disember 2023.

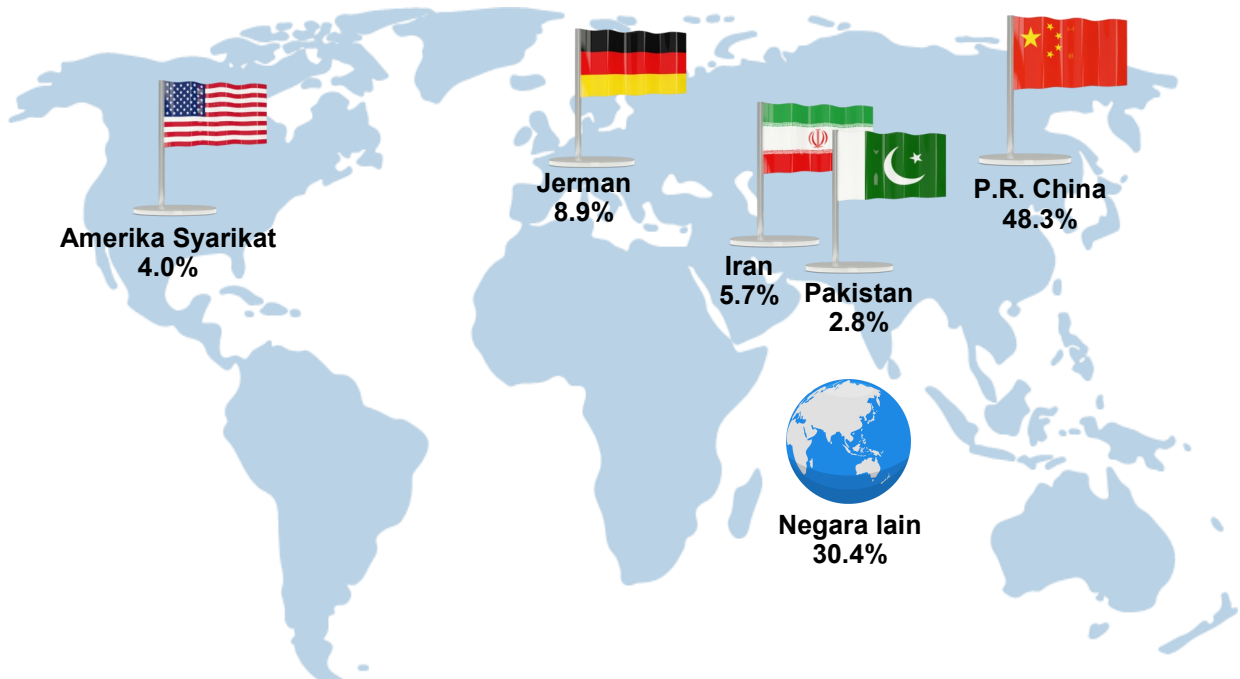
2. EKSPORT

Eksport getah asli pada November 2023 adalah 51,437 tan metrik, meningkat 1.0 peratus dari 50,927 tan metrik pada bulan yang sama tahun sebelumnya namun menunjukkan penurunan 8.9 peratus berbanding 56,460 tan metrik pada Oktober 2023. Getah Mutu Malaysia (G.M.M.) menyumbang 97.7 peratus daripada jumlah eksport getah asli dimana G.M.M. 20 merupakan eksport tertinggi iaitu 33,201 tan metrik (66.1%) seperti di Carta 2.

Carta 2: Eksport Getah Mutu Malaysia (G.M.M) mengikut gred, November 2023



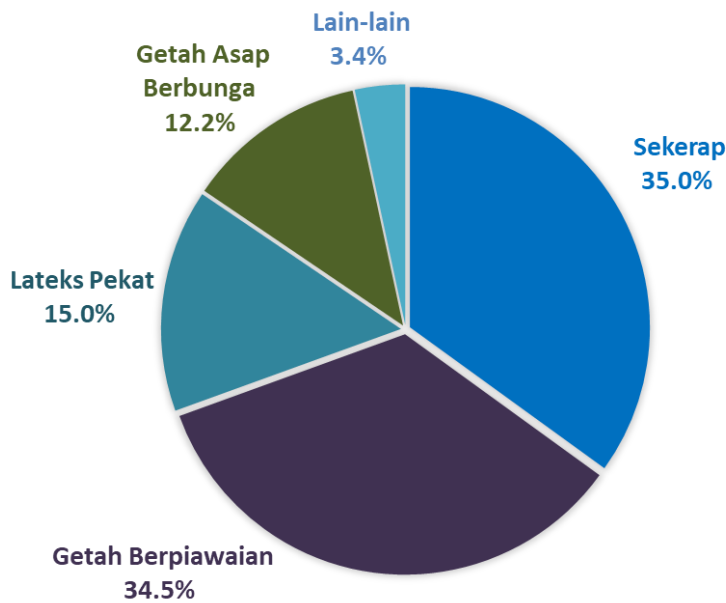
Carta 3: Destinasi utama eksport getah asli, November 2023



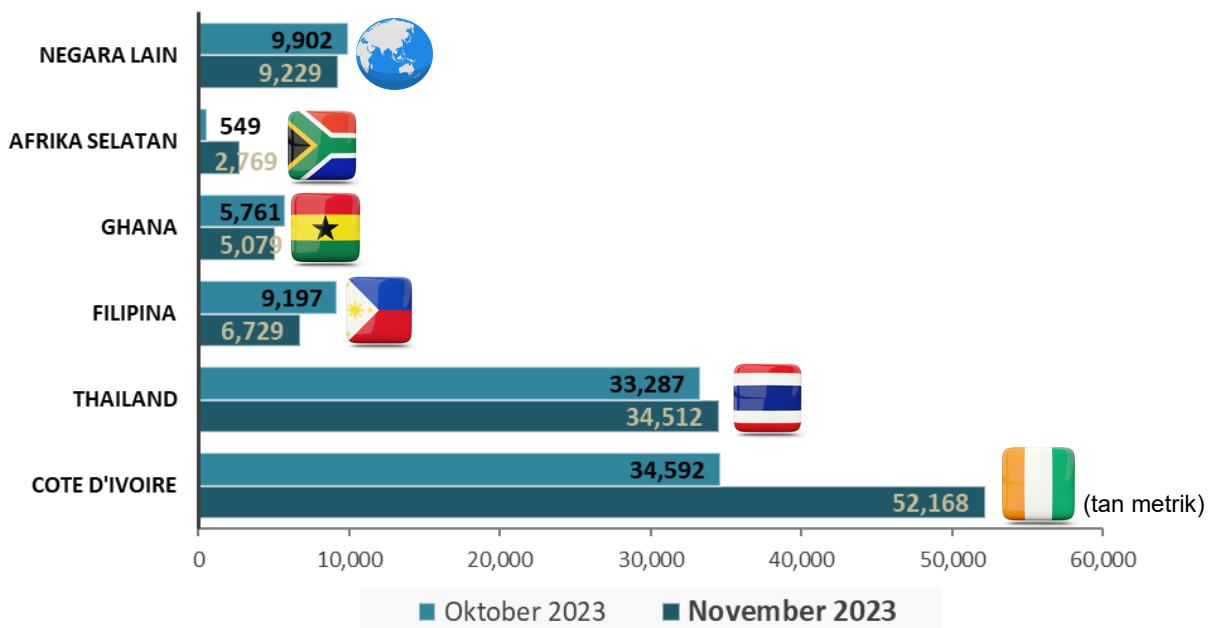
3. IMPORT

Import getah asli pada November 2023 adalah 110,486 tan metrik berbanding 99,302 tan metrik pada November 2022, meningkat sebanyak 11.3 peratus. Perbandingan bulan ke bulan pula menunjukkan peningkatan sebanyak 18.4 peratus. Jenis getah asli utama yang diimport adalah Sekerap (38,634 tan metrik) dan Getah Berpiawaian (38,128 tan metrik). Getah asli diimport terutamanya dari Thailand berjumlah 34,512 tan metrik.

Carta 4: Import getah asli mengikut jenis, November 2023



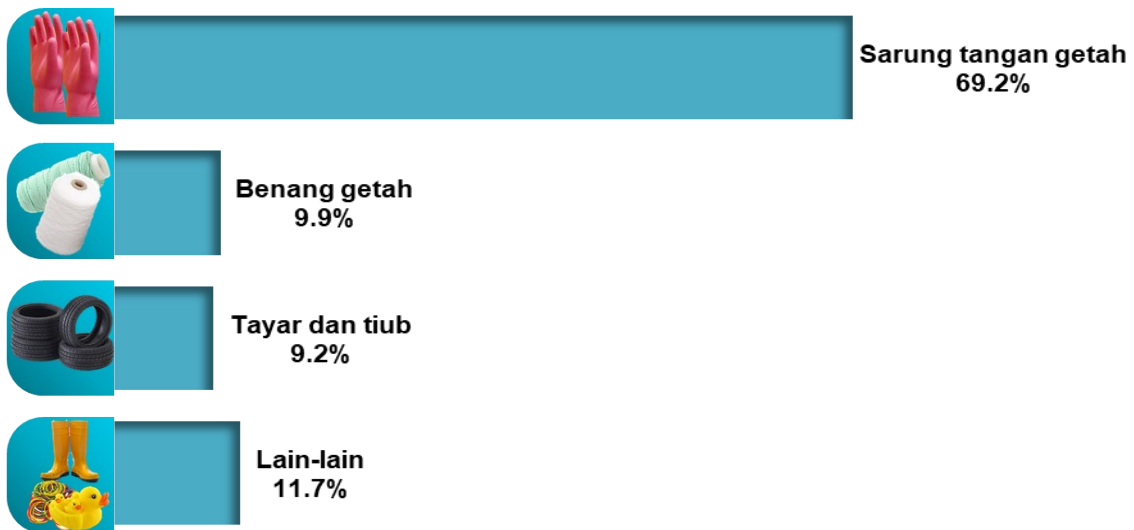
Carta 5: Import getah asli dari negara utama, November 2023



4. PENGGUNAAN DOMESTIK

Penggunaan domestik getah asli pada November 2023 ialah 25,096 tan metrik, menurun 11.7 peratus berbanding 28,410 tan metrik pada November 2022. Perbandingan bulan ke bulan juga menunjukkan penurunan 6.3 peratus berbanding 26,789 tan metrik pada bulan sebelumnya. Industri sarung tangan getah merupakan industri utama bagi penggunaan getah asli iaitu 17,364 tan metrik (69.2%).

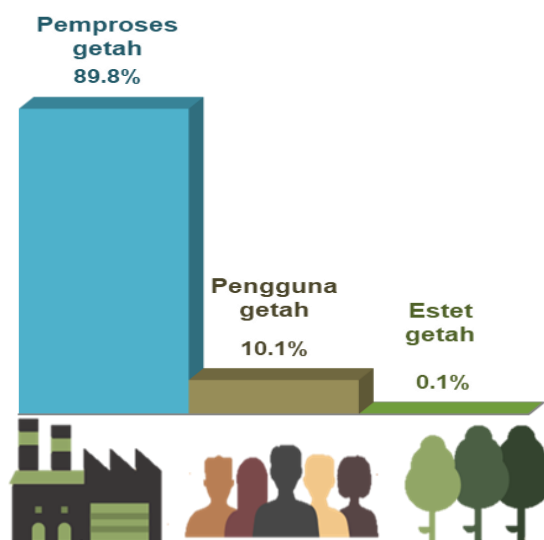
Carta 6: Penggunaan domestik getah asli mengikut produk, November 2023



5. STOK

Stok getah asli menurun 10.9 peratus pada November 2023 kepada 172,335 tan metrik berbanding 193,396 tan metrik yang dicatatkan pada November 2022. Perbandingan bulan ke bulan pula menunjukkan stok meningkat sebanyak 13.2 peratus.

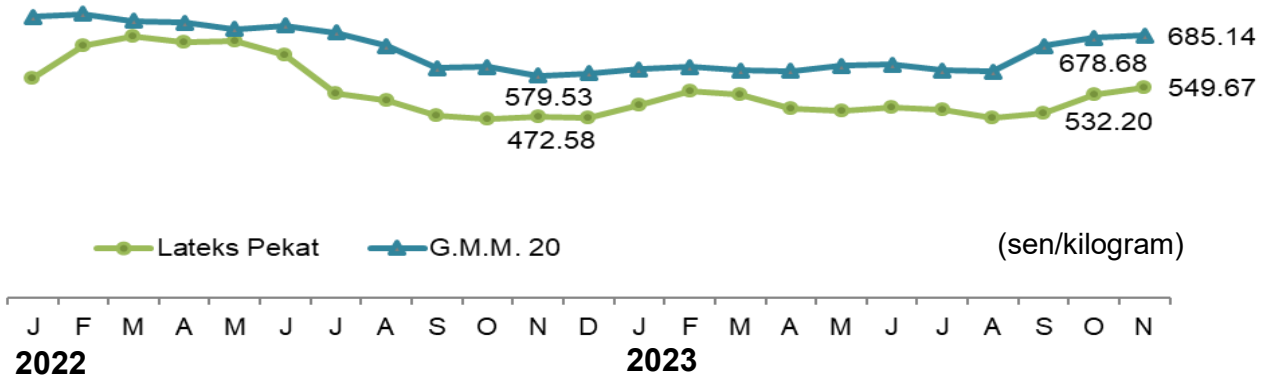
Carta 7: Stok getah asli pada akhir bulan November 2023



6. HARGA PURATA BULANAN SEKILOGRAM (Sebut Harga Pada Waktu Tengah Hari - “F.O.B.”)

Harga purata bulanan G.M.M. 20 pada November 2023 adalah 685.14 sen sekilogram, meningkat 18.2 peratus berbanding 579.53 sen sekilogram pada November 2022 dan menunjukkan peningkatan 1.0 peratus berbanding 678.68 sen sekilogram pada bulan sebelumnya. Harga purata bulanan bagi Lateks Pekat pada November 2023 adalah 549.67 sen sekilogram, meningkat 16.3 peratus dari 472.58 sen sekilogram pada bulan yang sama tahun lalu serta turut mencatatkan peningkatan 3.3 peratus berbanding 532.20 sen sekilogram pada Oktober 2023.

Carta 8: Harga purata bulanan (sebut harga pada waktu tengah hari “F.O.B”) bagi G.M.M. 20 dan Lateks Pekat



7. GUNA TENAGA DI ESTET

Seramai 9,429 pekerja bergaji direkodkan pada akhir November 2023 dengan peningkatan sebanyak 6.4 peratus dari November 2022 dan menurun 5.9 peratus (10,020 pekerja bergaji) berbanding bulan sebelumnya. Gaji & upah meningkat 10.8 peratus kepada RM17.7 juta dari RM16.0 juta pada November 2022, manakala perbandingan bulan ke bulan pula menunjukkan trend yang sebaliknya iaitu penurunan sebanyak 26.7 peratus.

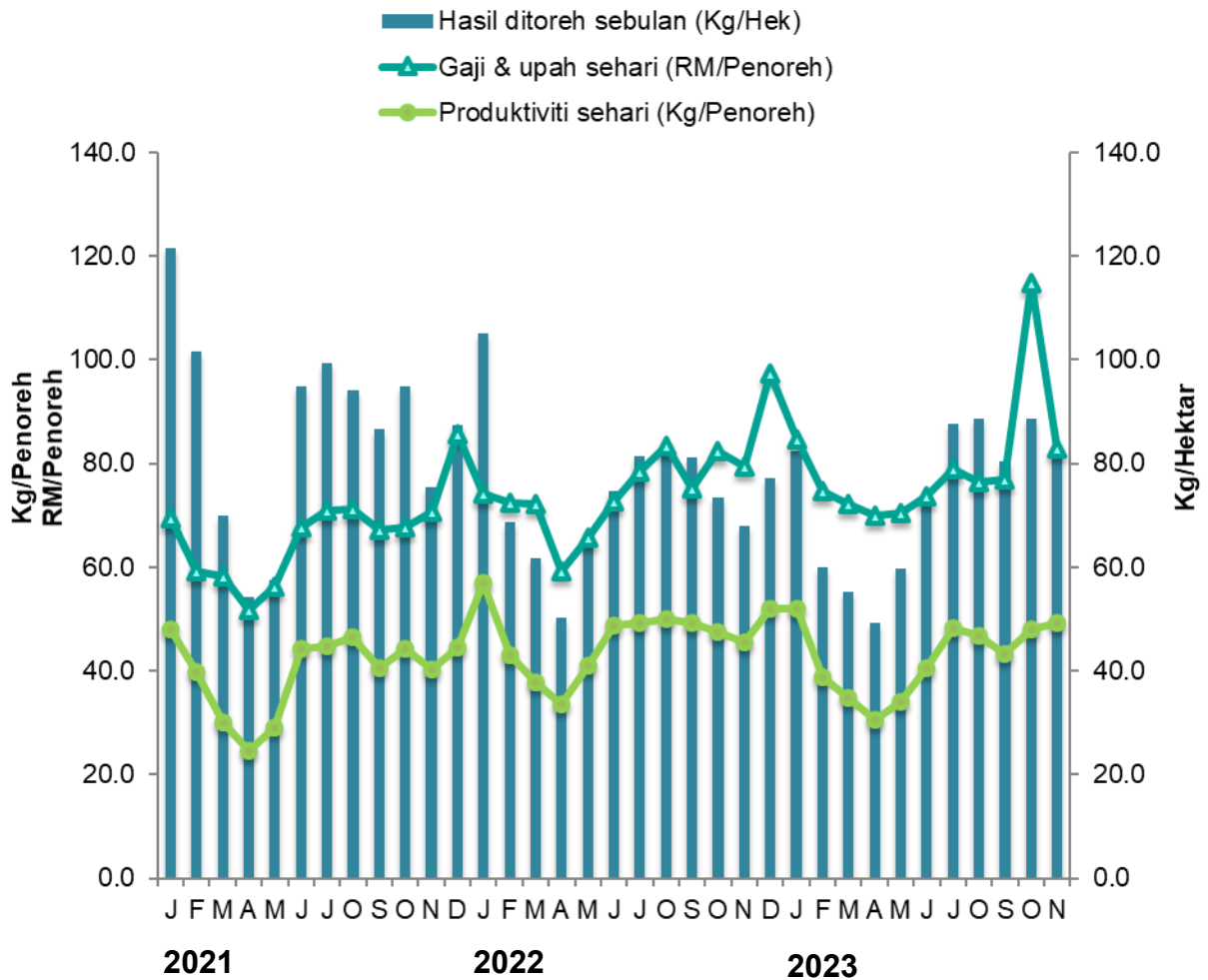
Carta 9: Bilangan pekerja dan jumlah gaji & upah, November 2023



8. PRODUKTIVITI DI ESTET

Produktiviti pengeluaran getah asli di estet adalah 82.3 kilogram sehektar pada November 2023, meningkat sebanyak 21.0 peratus berbanding November 2022. Perbandingan bulan ke bulan pula menunjukkan produktiviti menurun sebanyak 7.0 peratus dari 88.5 kilogram sehektar.

Carta 10: Produktiviti hasil ditoreh bulanan dan produktiviti penoreh sehari

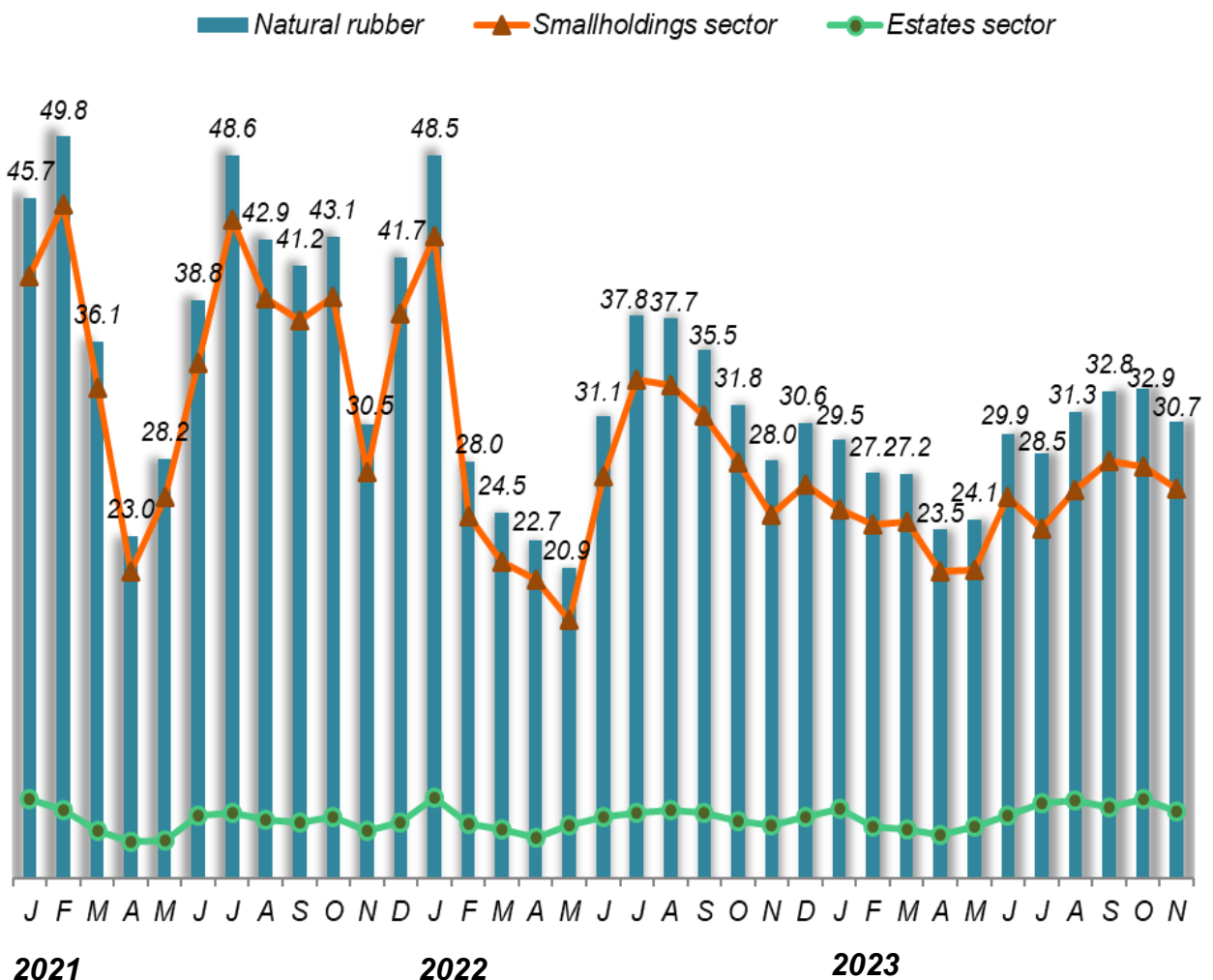


MONTHLY RUBBER STATISTICS MALAYSIA, NOVEMBER 2023[#]

1. PRODUCTION

Malaysia's natural rubber production in November 2023 amounted 30,669 tonnes, increased 9.3 per cent as compared to 28,048 tonnes in November 2022 and showed a decrease of 6.9 per cent from last month. Smallholdings sector was the main contributor to the natural rubber production of 85.3 per cent. Production of smallholdings increased by 6.9 per cent meanwhile estate sector showed an increase of 25.7 per cent as compared to November 2022.

Chart 1: Monthly rubber production in the estates and smallholdings



Notes #:

1. This report can be accessed through the portal of the Department of Statistics, Malaysia (<https://www.dosm.gov.my>) under the section: **Latest Releases**.
2. Data for November 2023 is **provisional**. The data will be updated based on the latest available figures and subsequently published in the December 2023 publication.

2. EXPORTS

Exports of natural rubber in November 2023 was 51,437 tonnes, increased by 1.0 per cent from 50,927 tonnes in the same month last year and decreased by 8.9 per cent as compared to 56,460 tonnes in October 2023. Standard Malaysian Rubber (S.M.R.) contributed 97.7 per cent of the total natural rubber exports where S.M.R. 20 was the highest exports of 33,201 tonnes (66.1%) as shown in Chart 2.

Chart 2: Exports of Standard Malaysian Rubber (S.M.R.) by grade, November 2023

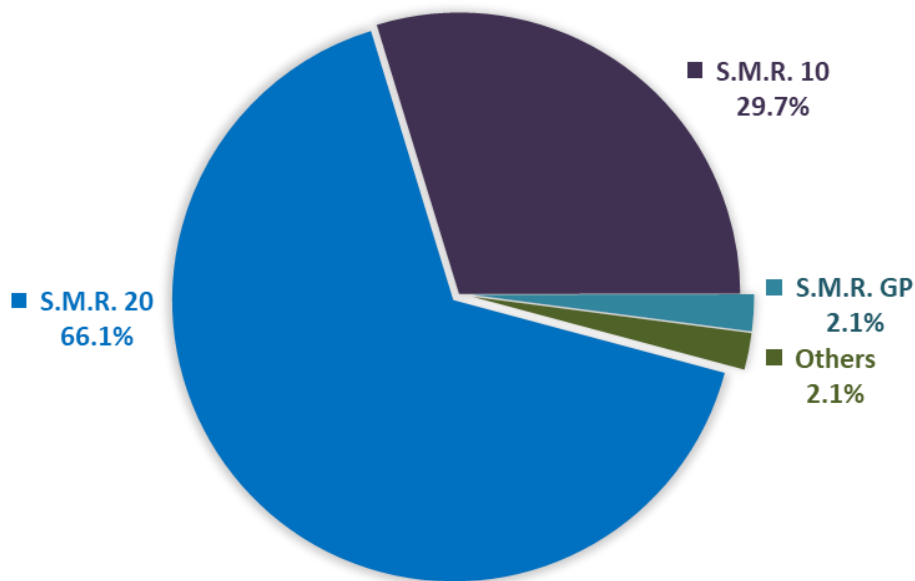



Chart 3: Main destinations of natural rubber exports, November 2023



3. IMPORTS

Imports of natural rubber in November 2023 was 110,486 tonnes as compared to 99,302 tonnes in November 2022, increased by 11.3 per cent. Month-on-month comparison showed an increase of 18.4 per cent. The main types of imported natural rubber were Scrap (38,634 tonnes) and Standard Rubber (38,128 tonnes). Natural rubber mainly imported from Thailand amounted of 34,512 tonnes.

Chart 4: Imports of natural rubber by types, November 2023

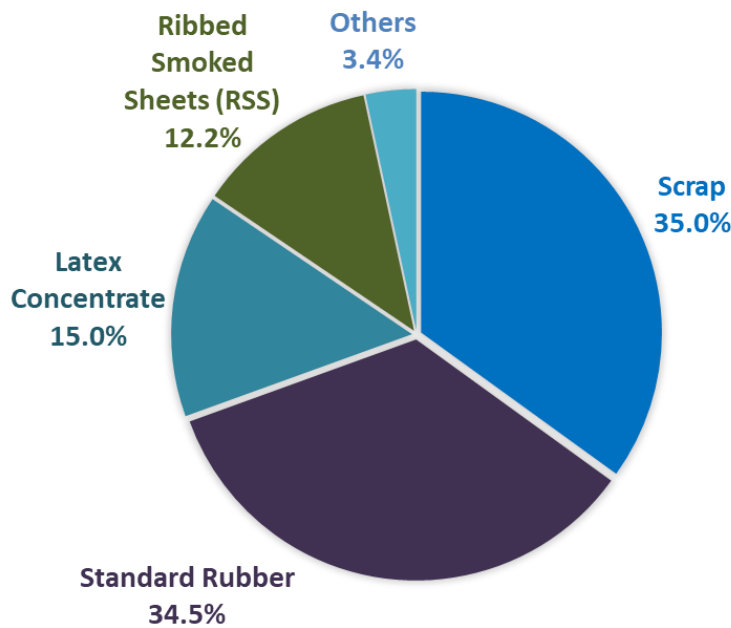
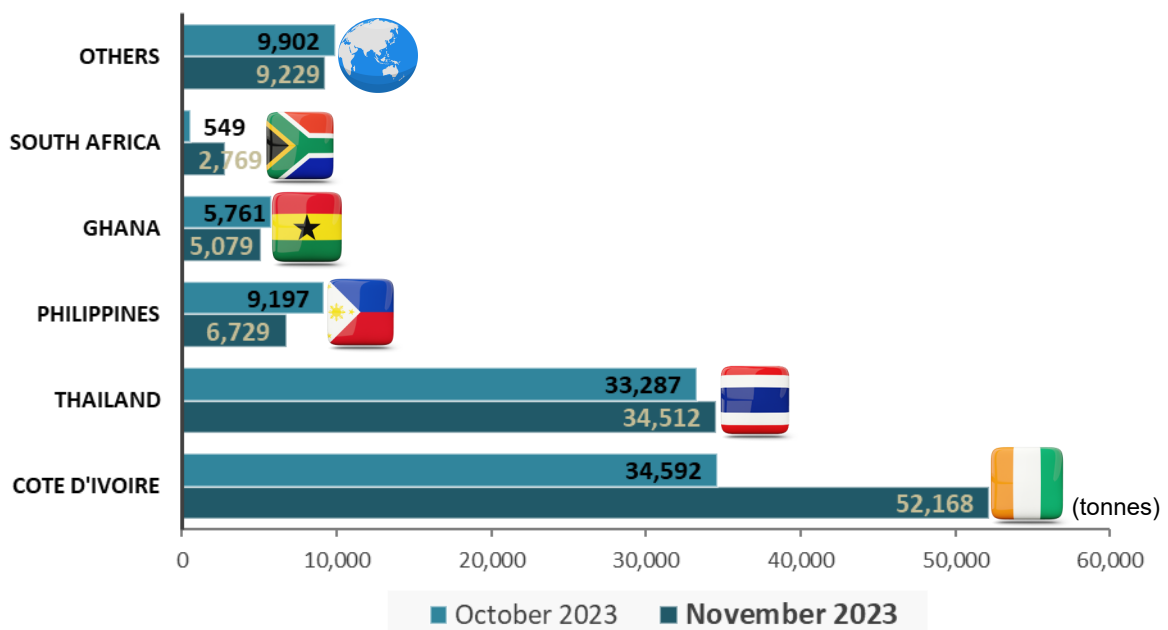


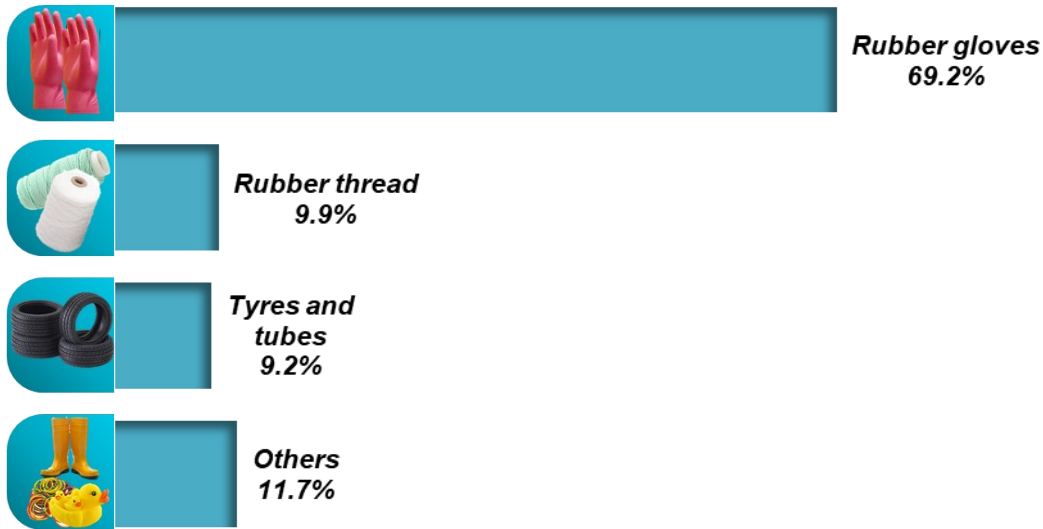
Chart 5: Imports of natural rubber from major countries, November 2023



4. DOMESTIC CONSUMPTION

Domestic consumption of natural rubber in November 2023 was 25,096 tonnes, decreased by 11.7 per cent against 28,410 tonnes in November 2022. Month-on-month comparison showed a decreased of 6.3 per cent from 26,789 tonnes in the last month. Rubber glove industry was the main industry for the use of natural rubber at 17,364 tonnes (69.2%).

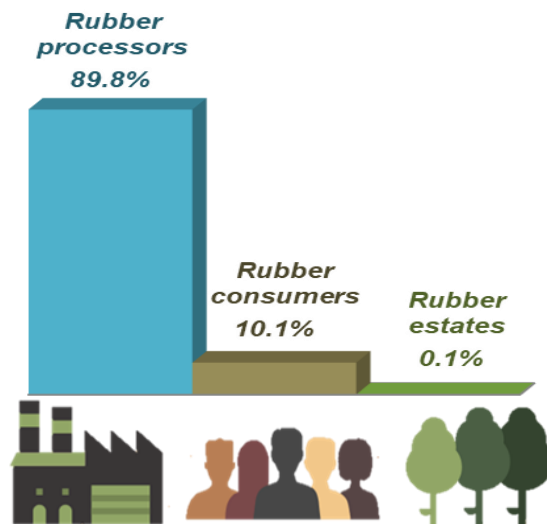
Chart 6: Domestic consumption of natural rubber by product, November 2023



5. STOCKS

Stocks of natural rubber decreased 10.9 per cent at the end of November 2023 to 172,335 tonnes against 193,396 tonnes as recorded in November 2022. Month-on-month comparison showed the stocks increased by 13.2 per cent.

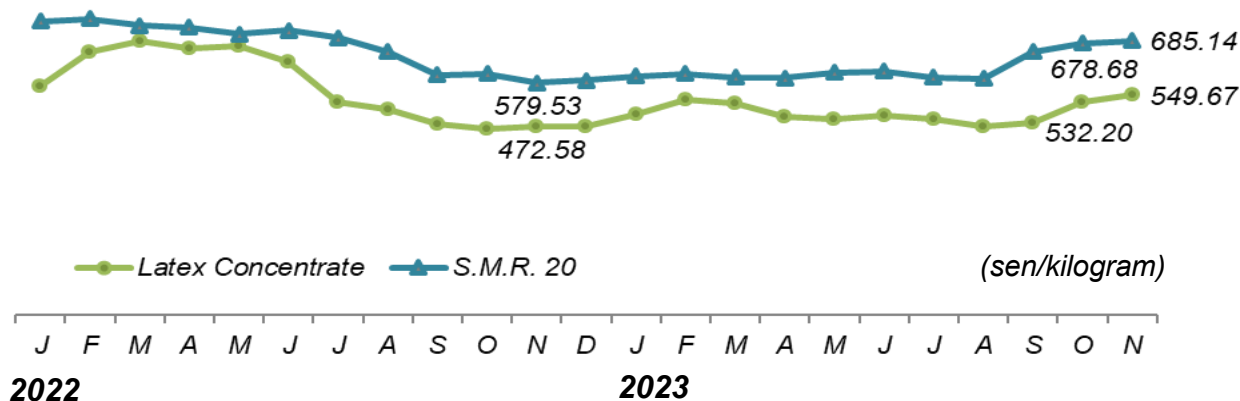
Chart 7: Stocks of natural rubber at the end of November 2023



6. AVERAGE MONTHLY PRICE PER KILOGRAM (Noon Quotations - F.O.B.)

Average monthly price of S.M.R. 20 in November 2023 was 685.14 sen per kilogram, increased 18.2 per cent against 579.53 sen per kilogram in November 2022 and showed an increased of 1.0 per cent from 678.68 sen per kilogram a month before. The average monthly price of Latex Concentrate in November 2023 was 549.67 sen per kilogram, increased by 16.3 per cent from 472.58 sen per kilogram in the same month last year and also showed an increased of 3.3 per cent as compared to 532.20 sen per kilogram in October 2023.

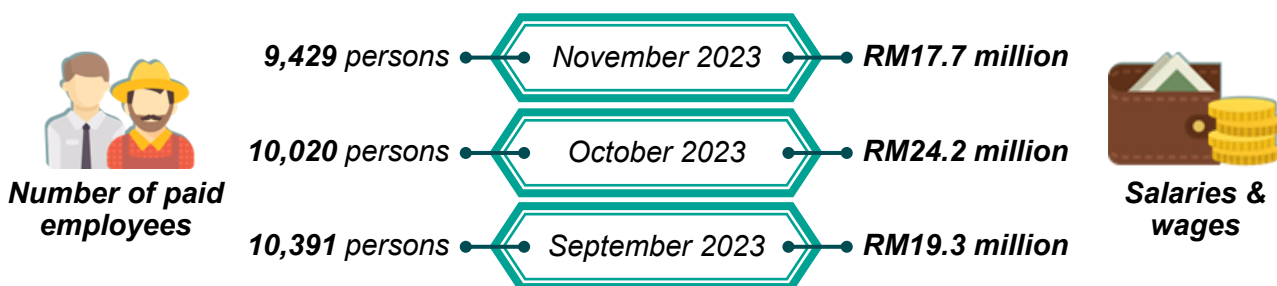
Chart 8: Average monthly price (noon quotations - F.O.B.) of S.M.R. 20 and Latex Concentrate



7. EMPLOYMENT IN ESTATES

A total of 9,429 paid employees recorded at the end of November 2023 with an increase of 6.4 per cent from November 2022 and showed a decreased of 5.9 per cent (10,020 paid employees) in the previous month. The salaries & wages increased by 10.8 per cent to RM17.7 million against RM16.0 million in November 2022 and month-on-month comparison showed a different trend a decrease of 26.7 per cent.

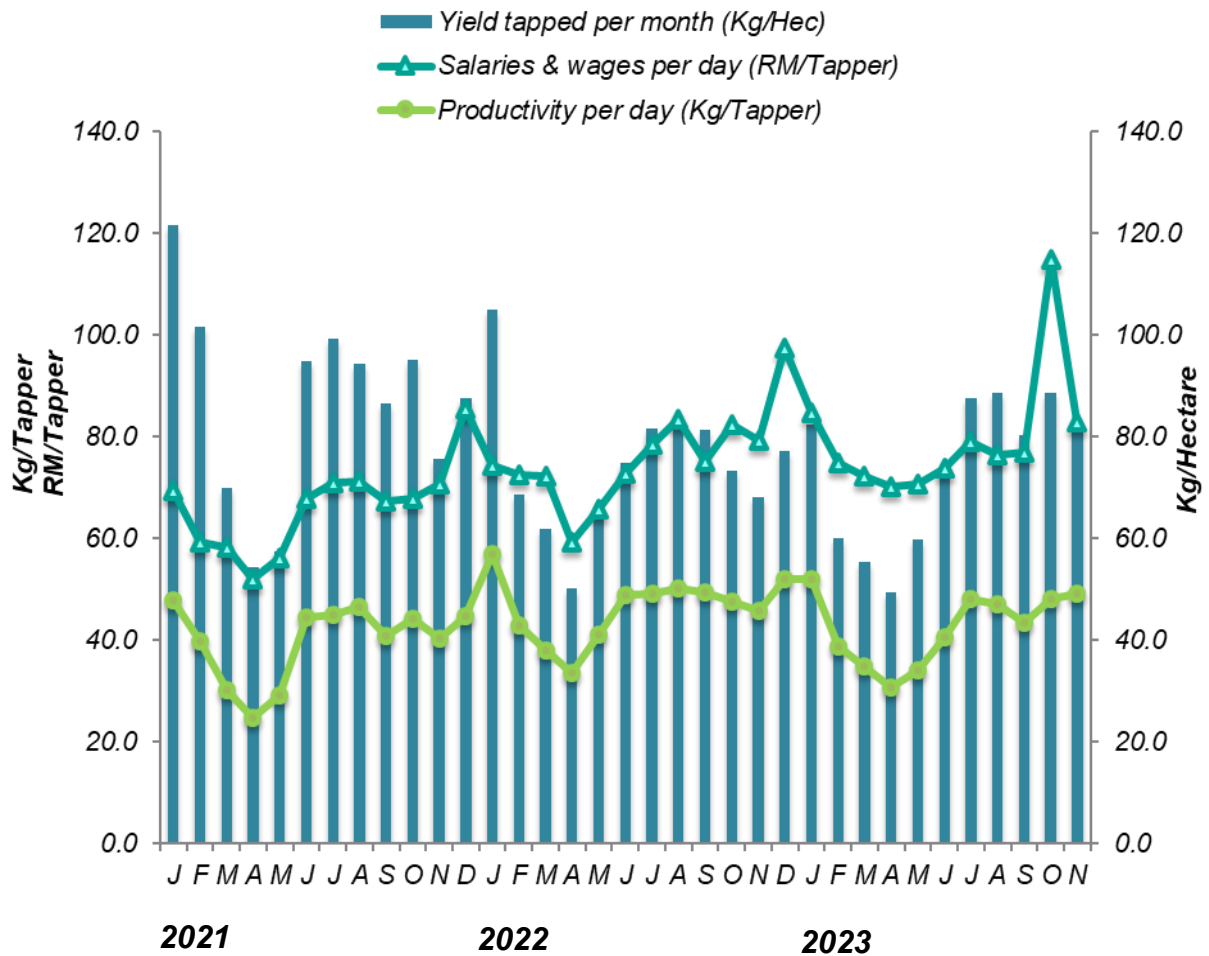
Chart 9: Number of paid employees and salaries & wages, November 2023



8. PRODUCTIVITY OF ESTATES

Productivity of natural rubber production in the estates was 82.3 kilogram per hectare in November 2023, increased by 21.0 per cent as compared to November 2022. Month-on-month comparison showed the productivity decreased by 7.0 per cent from 88.5 kilogram per hectare.

Chart 10: Monthly productivity of yield tapped and daily productivity of tappers





JADUAL STATISTIK
STATISTICAL TABLES

JADUAL 1 : PENAWARAN DAN PERMINTAAN GETAH ASLI

Table 1 : Supply and Demand of Natural Rubber

 Tan metrik K.G.K.
Tonnes D.R.C.

Tempoh Period	Penawaran Supply					Permintaan Demand					
	Stok pada awal tempoh Stocks at the beginning of period	Import * Imports	Pengeluaran Production			Jumlah Penawaran Total Total Supply	Eksport * Exports	Penggunaan Domestik Domestic Consumption	Stok pada akhir tempoh Stocks at the end of period	Jumlah Permintaan Total Total Demand	
			Estet Estates	Kebun Kecil** Smallholdings	Jumlah Pengeluaran Total Total Production						
2022 ^f	285,245	1,164,883	47,387	329,660	377,047	1,827,174	621,324	426,594	201,360	1,249,278	
2021	249,551	1,207,301	45,347	424,322	469,669	1,926,521	653,245	501,961	285,245	1,440,451	
2020	244,930	1,221,893	56,421	458,281	514,702	1,981,525	565,165	518,732	249,551	1,333,448	
2019	174,004	1,082,700	61,227	578,603	639,830	1,896,534	631,304	515,466	244,930	1,391,700	
2023	Jan.-Nov. ^P	201,360	871,126	46,720	270,793	317,513	1,389,999	532,885	285,521	172,335	990,742
2022	Jan.-Nov.	285,245	1,086,000	43,299	303,192	346,491	1,717,736	573,286	398,004	193,396	1,164,686
2023	Nov. ^P	152,196	110,486	4,519	26,151	30,669	293,351	51,437	25,096	172,335	248,867
	Okt.	153,011	93,288	5,286	27,658	32,944	279,243	56,460	26,789	152,196	235,444
	Sep.	143,116	88,837	4,732	28,025	32,757	264,710	57,028	24,263	153,011	234,302
2022	Nov.	198,181	99,302	3,593	24,454	28,048	325,530	50,927	28,410	193,396	272,733
	Okt.	198,706	79,305	3,867	27,928	31,795	309,807	41,547	28,363	198,181	268,092
	Sep.	210,768	85,050	4,391	31,069	35,460	331,278	54,542	29,040	198,706	282,288

 Nota/Notes : ^P Awalan / Provisional ^r Pindaan / Revised

K.G.K / D.R.C - Kandungan Getah Kering / Dry Rubber Content

* Import dan Eksport - data hanya meliputi kod getah asli di bawah HS4001.10.000 hingga HS4001.29.999

Imports and Exports - the data only covers natural rubber codes under HS4001.10.000 to HS4001.29.999

** Termasuk kebun kecil Lembaga Kemajuan Tanah Persekutuan (FELDA)

Includes Federal Land Development Authority (FELDA) smallholdings

JADUAL 2 : PENGELUARAN GETAH ASLI MENGIKUT HAK MILIK

Table 2 : Production of Natural Rubber by Ownership

Tan metrik K.G.K.
Tonnes D.R.C.

Tempoh Period	Estet Estate			Kebun Kecil* Smallholding	Jumlah Pengeluaran Total Production
	Residen Malaysia Malaysian Residents	Bukan Residen Malaysia dan Hak Milik Bersama Non-Malaysian Residents and Joint Ownership	Jumlah Total		
2022	44,635	2,752	47,387	329,660	377,047
2021	41,895	3,452	45,347	424,322	469,669
2020	52,654	3,767	56,421	458,281	514,702
2019	58,247	2,980	61,227	578,603	639,830
2023 Jan.-Nov. ^P	44,792	1,928	46,720	270,793	317,513
2022 Jan.-Nov.	40,836	2,463	43,299	303,192	346,491
2023 Nov. ^P	4,287	231	4,519	26,151	30,669
Okt.	5,035	250	5,286	27,658	32,944
Sep.	4,475	257	4,732	28,025	32,757
2022 Nov.	3,296	297	3,593	24,454	28,048
Okt.	3,532	336	3,867	27,928	31,795
Sep.	4,110	281	4,391	31,069	35,460

Nota/Notes : ^P Awalan / Provisional

K.G.K / D.R.C - Kandungan Getah Kering / Dry Rubber Content

* Termasuk kebun kecil Lembaga Kemajuan Tanah Persekutuan (FELDA)

Includes Federal Land Development Authority (FELDA) smallholdings

JADUAL 3 : EKSPORT GETAH ASLI MENGIKUT JENIS TERPILIH

Table 3 : Exports of Natural Rubber by Selected Types

Tan metrik K.G.K.

Tonnes D.R.C.

Jenis Type	Ke dan melalui Singapura To and via Singapore					Terus Negeri Asing Direct Foreign					Jumlah Total				
	2023			Jumlah Terkumpul Cumulative		2023			Jumlah Terkumpul Cumulative		2023			Jumlah Terkumpul Cumulative	
	Nov. ^P	Okt.	Sep.	Jan. - Nov. ^P 2023	Jan. - Nov. 2022	Nov. ^P	Okt.	Sep.	Jan. - Nov. ^P 2023	Jan. - Nov. 2022	Nov. ^P	Okt.	Sep.	Jan. - Nov. ^P 2023	Jan. - Nov. 2022
Getah Asap Berbunga <i>Ribbed Smoked Sheets</i>	-	-	-	-	1	-	0	40	470	685	-	0	40	470	687
Lateks Pekat <i>Latex Concentrate</i>	4	-	5	39	15	1,204	2,214	1,013	15,796	15,479	1,207	2,214	1,018	15,835	15,493
Getah Mutu Malaysia <i>Standard Malaysian Rubber</i>	6	-	1	528	1,028	50,223	54,244	55,932	515,911	555,203	50,229	54,244	55,932	516,439	556,231
Jenis-jenis lain <i>Other types</i>	-	-	-	-	-	-	1	38	141	875	-	1	38	141	875
Jumlah <i>Total</i>	10	-	5	567	1,044	51,427	56,460	57,023	532,318	572,242	51,437	56,460	57,028	532,885	573,286

Jenis Type	Ke dan melalui Singapura To and via Singapore				Terus Negeri Asing Direct Foreign				Jumlah Total			
	2022	2021	2020	2019	2022 ^r	2021	2020	2019	2022 ^r	2021	2020	2019
Getah Asap Berbunga <i>Ribbed Smoked Sheets</i>	1	-	-	3	685	3,305	285	2,394	687	3,305	286	2,397
Lateks Pekat <i>Latex Concentrate</i>	15	27	43	35	16,319	21,079	19,631	23,153	16,334	21,106	19,674	23,188
Getah Mutu Malaysia <i>Standard Malaysian Rubber</i>	1,029	66	2,916	11,866	602,395	624,268	541,550	593,191	603,424	624,334	544,465	605,056
Jenis-jenis lain <i>Other types</i>	-	-	-	-	880	4,501	741	662	880	4,501	741	662
Jumlah <i>Total</i>	1,045	93	2,959	11,904	620,279	653,152	562,206	619,400	621,324	653,245	565,165	631,304

 Nota/Notes : ^P Awalan / Provisional ^r Pindaan / Revised

K.G.K / D.R.C - Kandungan Getah Kering / Dry Rubber Content

Jumlah berbeza disebabkan pembundaran / The total differs due to rounding

JADUAL 4 : EKSPORT GETAH ASLI MENGIKUT NEGARA YANG DITUJU

Table 4 : Exports of Natural Rubber by Country of Destination

 Tan metrik K.G.K.
Tonnes D.R.C.

Negara-Negara Utama <i>Major Countries</i>	2022 ^f	2021	2020	2019	2023			Jumlah Terkumpul <i>Cumulative</i>	2022			Jumlah Terkumpul <i>Cumulative</i>
					Nov. ^p	Okt.	Sep.		Nov.	Okt.	Sep.	
					Jan.-Nov. ^p 2023	Nov.	Okt.	Sep.	Jan.-Nov. 2022			
Afrika Selatan <i>South Africa</i>	3,089	4,506	3,564	4,152	193	145	141	1,687	222	14	40	2,746
Amerika Syarikat/U.S.A	34,182	39,186	18,655	25,028	2,053	669	1,297	13,956	1,855	988	1,673	32,166
Argentina	4,530	5,796	3,620	4,505	393	185	603	4,400	311	306	94	4,189
Belanda/Netherlands	825	1,079	2,671	2,892	43	60	135	1,529	94	60	40	773
Belgium	131	7,481	1,790	2,498	25	13	-	213	13	-	23	131
Brazil	15,659	12,036	10,987	14,033	1,250	922	1,065	10,124	940	1,382	2,179	14,394
China	285,716	315,556	292,689	309,358	24,836	33,281	26,073	260,130	27,565	23,343	25,380	262,782
Finland	18,186	25,885	18,467	27,317	1,310	-	605	5,584	706	1,310	1,008	17,983
Greece	148	273	382	151	-	-	11	100	11	-	18	148
Hong Kong	45	41	31	30	-	-	-	3	-	5	13	42
Iran, Republik Islam <i>Iran, Islamic Republic of</i>	17,745	15,076	20,132	27,296	2,937	1,975	1,153	13,022	804	1,226	2,091	15,841
Itali/Italy	4,626	5,216	6,195	9,369	279	325	319	4,677	271	83	361	4,464
Jepun/Japan	5,710	5,081	2,454	3,598	19	-	10	69	335	467	449	5,113
Jerman/Germany	26,314	28,596	57,442	71,080	4,580	4,822	3,030	48,990	1,431	3,393	3,349	24,247
Kanada/Canada	2,239	3,561	2,758	1,552	101	121	40	1,327	161	101	20	2,138
Korea, Rep. <i>Korea, Rep. of</i>	5,946	8,575	9,139	12,205	548	413	591	5,607	672	419	557	5,247

 Nota/Notes : ^p Awalan / Provisional ^r Pindaan / Revised
K.G.K / D.R.C - Kandungan Getah Kering / Dry Rubber Content

JADUAL 4 : EKSPORT GETAH ASLI MENGIKUT NEGARA YANG DITUJU (samb.)

Table 4 : Exports of Natural Rubber by Country of Destination (cont'd)

Tan metrik K.G.K.

Tonnes D.R.C.

	Negara-Negara Utama Major Countries	2022 ^f	2021	2020	2019	2023			Jumlah Terkumpul	2022			Jumlah Terkumpul				
									Cumulative						Cumulative		
						Nov. ^p	Okt.	Sep.	Jan.-Nov. ^p	Nov.	Okt.	Sep.	Jan.-Nov.				
			2023			2022			2022								
	Mesir/Egypt	10,900	8,715	7,642	9,170	559	612	1,043	8,127	834	794	905	10,197				
	Mexico	2,867	1,771	257	1,995	101	48	200	1,730	60	164	470	2,827				
	Pakistan	8,623	10,998	2,446	2,492	1,419	623	3,001	15,839	391	90	703	8,161				
	Perancis/France	3,062	9,650	6,176	7,613	106	58	356	2,963	227	20	168	2,869				
	Poland	948	1,237	1,373	1,951	60	20	9	822	29	32	113	928				
	Portugal	2,834	3,327	4,980	8,075	585	1,101	1,653	9,530	121	181	625	2,551				
	Sepanyol/Spain	1,042	2,304	2,229	1,945	49	139	172	1,314	74	125	50	1,022				
	Singapura Singapore	37	52	60	755	10	-	5	63	4	-	6	36				
	Sweden	185	426	482	696	23	-	20	91	2	20	-	144				
	Taiwan	3,601	4,068	13,728	12,097	202	130	181	1,977	160	372	624	3,469				
	Turki/Turkiye	17,435	16,809	14,814	13,632	1,106	1,032	1,313	14,127	1,111	751	1,247	16,410				
	Ukraine	11	42	57	59	-	-	-	-	-	-	-	11				
	United Kingdom	1,267	2,118	2,512	4,450	13	44	81	552	142	109	41	1,262				
	Vietnam	294	1,822	3,093	7,555	10	0	-	98	10	17	60	294				
	Negara lain Other countries	143,129	111,963	54,338	43,754	8,627	9,720	13,919	104,231	12,370	5,773	12,233	130,703				
	Jumlah Total	621,324	653,245	565,165	631,304	51,437	56,460	57,028	532,885	50,927	41,547	54,542	573,286				

 Nota/Notes : ^p Awalan / Provisional ^r Pindaan / Revised

K.G.K / D.R.C - Kandungan Getah Kering / Dry Rubber Content

Jumlah berbeza disebabkan pembundaran / The total differs due to rounding

JADUAL 5: EKSPORT GETAH MUTU MALAYSIA (G.M.M.) MENGIKUT GRED

Table 5: Exports of Standard Malaysian Rubber (S.M.R.) by Grade

Tan metrik K.G.K.
Tonnes D.R.C.

Gred Grade					2023			Jumlah Terkumpul Cumulative	2022			Jumlah Terkumpul Cumulative
	2022 ^r	2021	2020	2019	Nov. ^p	Okt.	Sep.	Jan.-Nov. ^r 2023	Nov.	Okt.	Sep.	Jan.-Nov. 2022
G.M.M. L S.M.R. L	450	759	1,072	1,358	30	39	90	588	21	60	19	431
G.M.M. 5 S.M.R. 5	3,156	3,003	3,011	2,661	81	81	302	1,734	665	509	127	2,955
G.M.M. 10 S.M.R. 10	174,476	165,867	143,681	183,980	14,924	13,580	12,451	125,741	11,503	11,179	16,635	163,793
G.M.M. 20 S.M.R. 20	388,370	418,311	366,475	382,419	33,201	37,205	40,048	351,029	34,822	26,843	33,747	354,840
G.M.M. GP S.M.R. GP	22,189	19,534	16,846	23,033	1,051	1,688	1,807	18,858	1,975	1,457	2,216	19,914
G.M.M. CV S.M.R. CV	5,391	9,333	10,995	9,459	904	1,525	1,123	16,490	300	301	287	4,910
Lain-Lain * Others	9,391	7,528	2,384	2,146	40	125	110	1,999	202	149	55	9,388
Jumlah Total	603,424	624,334	544,465	605,056	50,229	54,244	55,932	516,439	49,488	40,499	53,086	556,231

Nota/Notes : ^p Awalan / Provisional ^r Pindaan / Revised

* Lain-lain termasuk housegrade / Others includes housegrade

K.G.K / D.R.C - Kandungan Getah Kering / Dry Rubber Content

Jumlah berbeza disebabkan pembundaran / The total differs due to rounding

JADUAL 6 : IMPORT GETAH ASLI MENGIKUT JENIS TERPILIH
Table 6 : Imports of Natural Rubber by Selected Types

 Tan metrik **K.G.K.**

 Tonnes *D.R.C.*

Jenis Type	Dari dan melalui Singapura From and via Singapore					Terus Negeri Asing Direct Foreign					Jumlah Total				
	2023			Jumlah Terkumpul Cumulative		2023			Jumlah Terkumpul Cumulative		2023			Jumlah Terkumpul Cumulative	
	Nov. ^P	Okt.	Sep.	Jan. - Nov. ^P 2023	Jan. - Nov. 2022	Nov. ^P	Okt.	Sep.	Jan. - Nov. ^P 2023	Jan. - Nov. 2022	Nov. ^P	Okt.	Sep.	Jan. - Nov. ^P 2023	Jan. - Nov. 2022
Getah Asap Berbunga Ribbed Smoked Sheets	-	-	-	202	2,222	13,430	9,358	8,072	99,470	95,663	13,430	9,358	8,072	99,671	97,885
Lateks Pekat Latex Concentrate	0	-	-	47	-	16,563	18,454	15,348	184,372	267,663	16,563	18,454	15,348	184,418	267,663
Getah Berpiawaian* Standard Rubber	-	-	-	343	3,001	38,128	28,037	21,557	177,821	131,777	38,128	28,037	21,557	178,165	134,778
Jenis-jenis lain Other types	4,078	1,092	1,838	15,062	6,345	38,286	36,347	42,023	393,809	579,329	42,364	37,438	43,861	408,872	585,674
Jumlah Total	4,078	1,092	1,838	15,654	11,568	106,408	92,196	86,999	855,472	1,074,433	110,486	93,288	88,837	871,126	1,086,000

Jenis Type	Dari dan melalui Singapura From and via Singapore				Terus Negeri Asing Direct Foreign				Jumlah Total			
	2022 ^r	2021	2020	2019	2022 ^r	2021	2020	2019	2022 ^r	2021	2020	2019
Getah Asap Berbunga Ribbed Smoked Sheets	2,222	8,160	6,770	924	106,612	80,552	29,801	46,210	108,834	88,712	36,571	47,134
Lateks Pekat Latex Concentrate	-	7	597	2	286,931	337,247	347,714	312,005	286,931	337,254	348,311	312,006
Getah Berpiawaian* Standard Rubber	3,001	262	318	1	140,774	165,251	192,548	226,200	143,775	165,513	192,865	226,202
Jenis-jenis lain Other types	6,345	12,048	18,511	7,538	618,997	603,773	625,635	489,819	625,342	615,822	644,146	497,358
Jumlah Total	11,568	20,478	26,195	8,465	1,153,315	1,186,823	1,195,697	1,074,235	1,164,883	1,207,301	1,221,893	1,082,700

 Nota/Notes : ^P Awalan / Provisional ^r Pindaan / Revised

* Piawaian getah secara teknikal setaraf dengan G.M.M. / Rubber by technical standard similar to S.M.R.

K.G.K / D.R.C - Kandungan Getah Kering / Dry Rubber Content

Jumlah berbeza disebabkan pembundaran / The total differs due to rounding

JADUAL 7 : IMPORT GETAH ASLI MENGIKUT NEGARA ASAL

Table 7: Imports of Natural Rubber by Country of Origin

Tan metrik K.G.K.

Tonnes D.R.C.

Negara Asal Country of Origin	Dari dan melalui Singapura From and via Singapore					Terus Negeri Asing Direct Foreign					Jumlah Total				
	2023			Jumlah Terkumpul Cumulative		2023			Jumlah Terkumpul Cumulative		2023			Jumlah Terkumpul Cumulative	
	Nov. ^P	Okt.	Sep.	Jan. - Nov. ^P 2023	Jan. - Nov. 2022	Nov. ^P	Okt.	Sep.	Jan. - Nov. ^P 2023	Jan. - Nov. 2022	Nov. ^P	Okt.	Sep.	Jan. - Nov. ^P 2023	Jan. - Nov. 2022
Indonesia Rep.	-	-	-	-	2	-	-	-	13	2,115	-	-	-	13	2,117
Kemboja/Cambodia	-	-	-	-	-	77	210	-	612	874	77	210	-	612	874
India	-	-	-	-	-	-	-	-	1,748	4,263	-	-	-	1,748	4,263
Myanmar	-	-	-	1,855	3,188	1,834	444	77	29,507	70,126	1,834	444	77	31,362	73,314
Filipina/Philippines	-	-	-	-	-	6,729	9,197	5,289	72,865	134,098	6,729	9,197	5,289	72,865	134,098
Thailand	-	-	-	47	0	34,512	33,287	34,890	331,575	484,502	34,512	33,287	34,890	331,622	484,502
Viet Nam	-	-	-	-	-	1,041	644	853	8,629	8,933	1,041	644	853	8,629	8,933
Negara lain/Other countries	4,078	1,092	1,838	13,753	8,378	62,215	48,414	45,890	410,522	369,521	66,294	49,506	47,728	424,275	377,899
Jumlah Total	4,078	1,092	1,838	15,654	11,568	106,408	92,196	86,999	855,472	1,074,433	110,486	93,288	88,837	871,126	1,086,000

Negara Asal Country of Origin	Dari dan melalui Singapura From and via Singapore				Terus Negeri Asing Direct Foreign				Jumlah Total			
	2022 ^r	2021	2020	2019	2022 ^r	2021	2020	2019	2022 ^r	2021	2020	2019
Indonesia Rep.	2	0	-	22	2,115	6,782	19,365	4,679	2,117	6,782	19,365	4,701
Kemboja/Cambodia	-	-	-	-	874	1,277	1,840	9,531	874	1,277	1,840	9,531
India	-	10	-	-	4,263	7,361	3,147	6,735	4,263	7,372	3,147	6,735
Myanmar	3,188	6,900	6,730	902	76,591	74,604	21,350	36,759	79,779	81,504	28,080	37,661
Filipina/Philippines	-	-	-	200	145,090	156,806	130,140	110,874	145,090	156,806	130,140	111,074
Thailand	0	-	-	1	514,514	512,815	478,136	486,098	514,515	512,815	478,136	486,099
Viet Nam	-	-	-	-	10,258	9,024	14,390	42,392	10,258	9,024	14,390	42,392
Negara lain/Other countries	8,378	13,567	19,465	7,340	399,609	418,154	527,329	377,167	407,987	431,721	546,794	384,507
Jumlah Total	11,568	20,478	26,195	8,465	1,153,315	1,186,823	1,195,697	1,074,235	1,164,883	1,207,301	1,221,893	1,082,700

 Nota/Notes : ^P Awalan / Provisional ^r Pindaan / Revised

K.G.K / D.R.C - Kandungan Getah Kering / Dry Rubber Content

Jumlah berbeza disebabkan pembundaran / The total differs due to rounding

JADUAL 8: STOK GETAH ASLI PADA AKHIR BULAN MENGIKUT BANCI
Table 8: Stocks of Natural Rubber held at the end of the month by Census

 Tan metrik K.G.K.
 Tonnes D.R.C.

Banci Census	Pada akhir bulan <i>At the end of the month</i>	2023			2022		
		Nov. ^P	Okt.	Sep.	Nov.	Okt.	Sep.
Estet Getah <i>Rubber Estates</i>		179	112	177	211	197	142
Pemproses Getah <i>Rubber Processors</i>		154,792	134,931	136,015	175,141	179,799	180,249
Pengguna Getah <i>Rubber Consumers</i>		17,364	17,152	16,819	18,044	18,185	18,315
Jumlah <i>Total</i>		172,335	152,196	153,011	193,396	198,181	198,706

JADUAL 9 : PENGELUARAN DAN STOK LATEKS PEKAT
Table 9 : Production and Stocks of Concentrated Latex

 Tan metrik K.G.K.
 Tonnes D.R.C.

Tempoh <i>Period</i>	Pengeluaran <i>Production</i>	Stok pada akhir tempoh <i>Stocks at the end of period</i>
2022	31,789	17,278
2021	34,055	23,774
2020	34,453	24,788
2019	41,338	29,437
2023	Jan.-Nov.^P	24,800
2022	Jan.-Nov.	29,591
2023	Nov.^P	1,931
	Okt.	2,559
	Sep.	2,124
2022	Nov.	2,332
	Okt.	2,075
	Sep.	2,931
		16,988
		17,229
		16,286
		17,317
		17,891
		18,679

 Nota/Notes : ^P Awalan / Provisional

K.G.K / D.R.C - Kandungan Getah Kering / Dry Rubber Content

JADUAL 10 : PENGGUNAAN DOMESTIK GETAH ASLI MENGIKUT INDUSTRI

Table 10 : Domestic Consumption of Natural Rubber by Industry

Tan metrik K.G.K.
Tonnes D.R.C.

Tempoh Period	Keterangan Industri Industry Description	Industri tayar dan tiub Tyres and tubes industries	Membuat kasut getah Manufacture of rubber footwear	Membuat produk getah lain, t.k.m. Manufacture of other rubber products, n.e.c.							Semua industri pembuatan lain yang menggunakan getah asli All other manufacturing industries consuming natural rubber (a)	Jumlah Total	
				Campuran getah Rubber compound	Gelang getah Rubber bands	Kepingan- kepingan getah Rubber sheeting	Produk lateks Latex products			Produk getah lain Other rubber products			
							Sarung tangan getah Rubber gloves	Benang getah Rubber thread	Foam Foam				Produk lateks lain Other latex products
2022		31,314	415	1,574	2,025	6,907	312,314	36,877	4,446	14,099	7,890	8,735	426,594
2021		31,259	388	1,418	1,930	5,583	380,488	43,593	5,265	13,740	8,996	9,303	501,961
2020		32,640	346	1,690	1,866	4,162	401,566	40,029	5,948	13,113	9,322	8,050	518,732
2019		35,386	559	1,675	2,311	5,171	391,007	39,968	7,155	12,961	10,831	8,442	515,466
2023	Jan.-Nov. ^P	23,841	320	1,432	1,612	3,998	200,798	26,784	3,850	11,623	7,273	3,991	285,521
2022	Jan.-Nov.	29,311	361	1,453	1,854	6,426	292,334	33,983	4,070	12,828	7,354	8,032	398,004
2023	Nov. ^P	2,299	14	126	122	365	17,364	2,488	363	968	700	286	25,096
	Okt.	2,403	28	128	152	364	18,622	2,748	373	1,010	684	277	26,789
	Sep.	1,932	10	145	88	325	17,419	1,985	350	1,017	694	299	24,263
2022	Nov.	1,923	25	127	176	511	19,938	3,084	370	1,336	676	244	28,410
	Okt.	2,312	31	120	150	552	20,022	2,433	390	1,134	573	646	28,363
	Sep.	2,343	50	129	176	546	21,311	1,470	360	1,167	723	766	29,040

Nota/Notes : ^P Awalan / Provisional

K.G.K / D.R.C - Kandungan Getah Kering / Dry Rubber Content

- (a) Semua industri pembuatan lain yang menggunakan getah asli mengikut keterangan industri termasuk industri membuat tali-temali, tali dan pinal, membuat keluaran pulpa, kertas dan kertas tebal, t.k.m., membuat keluaran-keluaran kimia, t.k.m., membuat keluaran-keluaran plastik, t.k.m., bengkel-bengkel, kabel dan dawai, membuat bahagian pengganti kereta motor dan kelengkapannya, membuat dan memasang basikal, basikal roda tiga dan beca.

All other manufacturing industries consuming natural rubber according to industry description includes cordage, rope and twine industries, manufacture of pulp, paper and paperboard articles, n.e.c., manufacture of chemical products, n.e.c., manufacture of plastic products, n.e.c., foundries, cables and wires, manufacture of motor vehicle parts and accessories, manufacture and assembly of bicycles, tricycles and trishaws.

JADUAL 11: HARGA PURATA BULANAN BAGI GETAH ASLI
Table 11 : Average Monthly Price of Natural Rubber
Sen/Kg

Tempoh Period	Harga di ladang Farmgate price		Sebut Harga pada waktu tengah hari - "F.O.B."** Noon Quotations - F.O.B.							
	Susu Getah Cair Field Latex	Sekerap Scrap	Lateks Pekat* Latex Concentrate	Getah Mutu Malaysia (1 - Pallet tan metrik) Standard Malaysian Rubber (1 - Tonne pallet)						
				G.M.M. CV S.M.R. CV	G.M.M. L S.M.R. L	G.M.M. 5 S.M.R. 5	G.M.M. GP S.M.R. GP	G.M.M. 10 S.M.R. 10	G.M.M. 20 S.M.R. 20	
2022	625.64	539.69	566.93	964.87	954.87	681.58	678.58	671.58	669.58	
2021	633.10	555.11	563.86	959.76	949.76	699.94	696.94	689.94	687.94	
2020	521.11	406.99	491.01	838.34	828.34	560.03	557.03	550.03	548.03	
2019	478.84	436.50	452.63	822.95	808.09	589.68	586.68	579.68	577.68	
2023	Jan.-Nov.	531.73	491.09	507.17	865.30	855.30	631.35	628.35	621.35	619.35
2022	Jan.-Nov.	638.68	546.83	576.16	980.26	970.26	689.58	686.58	679.58	677.58
2023	Nov.	594.70	562.24	549.67	936.12	926.12	697.14	694.14	687.14	685.14
	Okt.	551.95	548.84	532.20	907.02	897.02	690.68	687.68	680.68	678.68
	Sep.	504.59	525.59	481.08	821.78	811.78	669.00	666.00	659.00	657.00
2022	Nov.	505.29	443.36	472.58	807.60	797.60	591.53	588.53	581.53	579.53
	Okt.	503.12	471.29	466.42	797.37	787.37	614.68	611.68	604.68	602.68
	Sep.	515.65	465.86	476.76	814.60	804.60	611.19	608.19	601.19	599.19

Nota/Notes : * 60% Kandungan Getah Kering (K.G.K) / 60% Dry Rubber Content (D.R.C.)

** F.O.B. - Free On Board

Punca: Lembaga Getah Malaysia (LGM)

Source: Malaysian Rubber Board (MRB)

JADUAL 12 : GUNA TENAGA DAN GAJI & UPAH DIBAYAR MENGIKUT KATEGORI PEKERJA DI ESTET GETAH
Table 12 : Employment and Salaries & Wages Paid in Rubber Estates by Category of Workers

Seperti pada akhir tempoh As at end of period	Pekerja bergaji dan Gaji & Upah Employees and Salaries & Wages												
	Pekerja diambil secara langsung Employees directly employed						Pekerja diambil secara kontrak Employees on contract basis				Jumlah Total		
	Kakitangan Pentadbiran Administrative Staff		Pekerja Estet Estate Workers		Pekerja Kilang Factory Workers		Pekerja Estet Estate Workers		Pekerja Kilang Factory Workers				
	Bilangan pekerja Number of workers	Gaji & Upah Salaries & Wages (RM'000)	Bilangan pekerja Number of workers	Gaji & Upah Salaries & Wages (RM'000)	Bilangan pekerja Number of workers	Gaji & Upah Salaries & Wages (RM'000)	Bilangan pekerja Number of workers	Gaji & Upah Salaries & Wages (RM'000)	Bilangan pekerja Number of workers	Gaji & Upah Salaries & Wages (RM'000)	Bilangan pekerja Number of workers	Gaji & Upah Salaries & Wages (RM'000)	
2022	Dis.	1,839	5,356	4,897	9,807	-	-	2,244	3,817	-	-	8,980	18,981
2021	Dis.	1,639	4,612	4,790	8,926	-	-	1,557	2,280	-	-	7,986	15,819
2020	Dis.	1,723	4,484	5,954	10,719	48	101	2,003	3,030	-	-	9,728	18,334
2019	Dis.	1,904	4,820	6,967	12,227	64	127	2,124	3,540	-	-	11,059	20,714
2023	Nov. ^P	1,875	5,138	4,777	7,614	-	-	2,777	4,958	-	-	9,429	17,711
	Okt.	2,024	5,798	5,081	13,206	-	-	2,915	5,157	-	-	10,020	24,162
	Sep.	2,043	5,463	5,373	8,956	-	-	2,975	4,892	-	-	10,391	19,310
2022	Nov.	1,854	5,002	4,606	7,092	-	-	2,399	3,892	-	-	8,859	15,985
	Okt.	1,882	4,989	4,601	7,381	-	-	2,318	3,824	-	-	8,801	16,194
	Sep.	1,900	4,999	4,567	7,521	-	-	2,255	3,954	-	-	8,722	16,474

 Nota/Notes : ^P Awalan / Provisional

JADUAL 13 : PRODUKTIVITI PENGELUARAN DAN PENOREH BAGI ESTET GETAH

Table 13 : Productivity of Production and Tappers in Rubber Estates

Tempoh Period	Bilangan pekerja pada akhir tempoh Number of workers at end of period			Gaji & Upah (RM '000) Salaries & Wages			Keluasan ditanam pada akhir tempoh Planted area at end of period (Hektar) (Hectare)	Pengeluaran Production (Kg K.G.K) (Kg D.R.C)	Keluasan ditoreh pada akhir tempoh Tapped area at end of period (Hektar) (Hectare)	Purata bil. hari menoreh Average number of tapping days	Produktiviti pengeluaran Productivity of production (Kg/Hek) (Kg/Ha)	Produktiviti penoreh (sehari) Productivity of tappers (per day)			
	Pekerja Estet Estate Workers	Lain-Lain Others	Jumlah Total	Pekerja Estet Estate Workers	Lain-Lain Others	Jumlah Total						(RM)	(Kg K.G.K) (Kg D.R.C.)		
	Penoreh Tappers	Pekerja Ladang Field Workers		Penoreh Tappers	Pekerja Ladang Field Workers										
2022	4,519	2,622	1,847	8,988	77,589	52,412	60,469	190,470	107,640	47,387,068	52,973	229	894.6	74.8	45.7
2021	4,232	2,115	1,647	7,994	75,305	40,753	49,996	166,054	85,617	45,347,184	43,143	246	1,051.1	72.5	43.6
2020	5,455	2,502	1,779	9,736	90,759	44,881	51,627	187,267	91,013	56,420,718	43,234	253	1,305.0	65.8	40.9
2019	5,994	3,097	1,976	11,067	100,256	52,710	56,452	209,418	95,354	61,227,315	43,533	260	1,406.5	64.4	39.3
2023 Jan.-Nov. ^P	4,935	2,619	1,882	9,436	87,848	59,755	60,354	207,958	115,043	46,720,354	54,895	212	851.1	83.9	44.6
2022 Jan.-Nov.	4,504	2,501	1,862	8,867	69,908	46,469	55,113	171,489	107,641	43,298,958	52,808	212	819.9	73.2	45.3
2023 Nov. ^P	4,935	2,619	1,882	9,436	7,621	4,930	5,160	17,711	115,043	4,518,646	54,895	19	82.3	83.0	49.2
Okt.	5,539	2,457	2,027	10,023	12,612	5,752	5,798	24,162	115,939	5,285,668	59,715	20	88.5	114.8	48.1
Sep.	5,551	2,797	2,050	10,398	8,400	5,448	5,463	19,310	115,939	4,732,430	58,912	20	80.3	76.9	43.3
2022 Nov.	4,504	2,501	1,862	8,867	6,258	4,725	5,002	15,985	107,641	3,593,452	52,808	18	68.0	79.3	45.6
Okt.	4,565	2,354	1,890	8,809	6,708	4,497	4,989	16,194	107,641	3,867,181	52,703	18	73.4	82.4	47.5
Sep.	4,488	2,334	1,908	8,730	6,696	4,779	4,999	16,474	109,036	4,391,151	54,065	20	81.2	75.1	49.3

Nota/Notes : ^P Awalan / Provisional
K.G.K / D.R.C - Kandungan Getah Kering / Dry Rubber Content

JADUAL 14 : PENGELUARAN, KELUASAN DITOREH DAN PURATA BILANGAN HARI MENOREH BAGI ESTET GETAH MENGIKUT NEGERI

Table 14 : Production, Tapped Area and Average Number of Tapping Days in Rubber Estates by State

Negeri State (a)	Bilangan estet Number of estates	Pengeluaran Production Tan metrik K.G.K. Tonnes D.R.C.			Keluasan ditoreh pada akhir tempoh Tapped area at end of period Hektar Hectare			Purata bilangan hari menoreh Average number of tapping days		
		2023			2023			2023		
		Nov. ^P	Okt.	Sep.	Nov. ^P	Okt.	Sep.	Nov. ^P	Okt.	Sep.
Johor	17	349	447	472	4,441	5,749	5,750	21	23	23
Kedah & Perlis	33	466	590	439	8,505	9,983	10,030	19	19	17
Kelantan & Terengganu	69	1,656	1,963	1,696	18,522	19,075	18,474	18	19	19
Melaka & Negeri Sembilan	17	54	241	170	2,455	3,936	3,936	16	20	20
Pahang	24	1,073	1,157	1,045	8,922	8,922	8,922	21	22	21
Perak	15	368	286	307	2,809	2,809	2,809	14	16	17
Selangor	6	189	235	234	3,231	3,231	2,981	20	20	21
Sabah & Sarawak	7	364	367	369	6,010	6,010	6,010	23	22	22
Jumlah Total	188	4,519	5,286	4,732	54,895	59,715	58,912	19	20	20

Nota/Notes : ^P Awalan / Provisional

(a) Tiada estet direkodkan bagi negeri Pulau Pinang / No estates were recorded in Pulau Pinang.

K.G.K / D.R.C - Kandungan Getah Kering / Dry Rubber Content



NOTA TEKNIKAL

TECHNICAL NOTE

NOTA TEKNIKAL

1. Pendahuluan

Penerbitan ini memuatkan perangkaan utama getah asli yang diperoleh daripada Banci Estet Getah (RE), Banci Pemproses Getah (RP) dan Banci Pengguna Getah (RC) yang dilaksanakan setiap bulan.

2. Objektif

Objektif utama penerbitan ini adalah untuk memaparkan perangkaan getah asli berkaitan pengeluaran, import, eksport, penggunaan domestik dan stok. Di samping itu, data harga, bilangan pekerja, gaji & upah dan produktiviti di estet getah turut dimuatkan. Perangkaan ini akan membantu dalam perancangan dan penggubalan dasar serta pembuat keputusan bagi industri berasaskan getah.

3. Kuasa perundangan

Banci ini dilaksanakan di bawah Akta Perangkaan 1965 (Disemak 1989). Seksyen 5 di bawah Akta ini menghendaki mana-mana pertubuhan yang beroperasi di Malaysia untuk memberikan maklumat sebenar atau anggaran terbaik kepada Jabatan. Mengikut Akta ini, kandungan soal selidik yang diterima adalah sulit dan hanya angka agregat diterbitkan. Sementara itu, Seksyen 7 di bawah Akta yang sama memperuntukkan denda kepada responden yang gagal memberi kerjasama kepada banci yang dijalankan.

4. Skop dan liputan

Banci ini meliputi semua estet getah, kilang pemproses getah dan kilang pengguna getah di Malaysia yang berdaftar dengan Suruhanjaya Syarikat Malaysia (SSM), Lembaga Getah Malaysia (LGM) dan Pihak Berkuasa Kemajuan Pekebun Kecil Perusahaan Getah (RISDA).

Banci RE meliputi industri penanaman pokok getah (estet). Industri peringkat 5 digit (01291) ini dikelaskan mengikut Piawaian Klasifikasi Industri Malaysia (MSIC) 2008. Banci RP meliputi kilang-kilang yang memproses getah asli mentah untuk menjadi produk separa siap (Contoh: Getah Mutu Malaysia (G.M.M.), susu getah pekat, dsb.). Manakala banci RC meliputi kilang-kilang yang menggunakan getah asli mentah/produk separa siap dan diproses menjadi produk siap (Contoh: tayar, sarung tangan getah dsb.).

5. Rangka (sumber)

Rangka banci getah dikemas kini setiap tahun untuk mengambil kira pertumbuhan baru dan sebarang perubahan yang berlaku kepada pertumbuhan seperti tutup, tidak beroperasi, perubahan jenis aktiviti, lokasi kilang atau alamat pos.

6. Metodologi

Banci ini dilaksanakan secara meluas menggunakan borang soal selidik RE, RP dan RC. Responden diberi tempoh satu bulan untuk melengkap dan mengembalikan borang soal selidik tersebut kepada Jabatan ini. Kerja luar dijalankan untuk mendapatkan borang lengkap daripada pertumbuhan yang tidak respons.

7. Konsep dan definisi

Konsep dan definisi yang digunakan adalah berasaskan kepada syor-syor Pejabat Perangkaan Pertumbuhan Bangsa-Bangsa Bersatu¹ dan *The Association of Natural Rubber Producing Countries (ANRPC)*. Konsep berkenaan mengikut amalan yang sudah diterima pakai bagi memudahkan perbandingan data dibuat di peringkat antarabangsa.

8. Takrif industri getah

Estet getah

- (i) Semua kawasan, bersambungan atau berpecah-pecah dengan keluasan tidak kurang daripada 40.47 hektar (100 ekar), ditanam dengan getah atau di mana penanaman getah dibenarkan dan di bawah satu hak milik yang sah; atau
- (ii) Mana-mana keluasan tanaman getah yang telah wujud dalam estet kelapa, koko atau kelapa sawit.

Kebun kecil getah

Meliputi semua kawasan, bersambungan atau berpecah-pecah, berjumlah kurang daripada 40.47 hektar (100 ekar), ditanam dengan getah atau di mana penanaman getah dibenarkan dan di bawah satu hak milik yang sah. Kebun kecil getah terdiri daripada tersusun dan tidak tersusun. Kebun kecil yang tersusun meliputi kawasan di bawah rancangan kerajaan seperti berikut:-

- (i) Lembaga Kemajuan Tanah Persekutuan (FELDA);
- (ii) Pihak Berkuasa Kemajuan Pekebun Kecil Perusahaan Getah (RISDA);
- (iii) Lembaga Penyatuan dan Pemulihan Tanah Negara (FELCRA);
- (iv) Rancangan tanah Kerajaan Persekutuan yang lain; dan
- (v) Rancangan tanah Kerajaan Negeri.

¹ *International Recommendations for Industrial Statistics, United Nations' Statistical Office, Statistical Papers, Series, M No. 90, United Nations, New York, 2009.*

Keluasan ditanam

Keluasan bertanam dengan getah (matang dan/atau belum matang) dan tidak terbiar selama-lamanya.

Keluasan ditoreh

Keluasan di bawah getah matang yang telah ditoreh termasuk kawasan yang "direhatkan" di bawah sistem giliran torehan.

Pengeluaran

Pengeluaran getah asli merujuk kepada kandungan getah kering (KGK) bagi susu getah cair, getah keping dan skrap (getah buku dan getah kulit) yang dihasilkan oleh estet dan pekebun kecil. Data ini dikumpul dari data pembelian getah mentah oleh kilang pemproses (RP).

Hasil

Hasil diperoleh dengan membahagikan jumlah pengeluaran dengan purata luas hektar yang ditoreh pada bulan rujukan.

Data import dan eksport dikumpul oleh Jabatan daripada borang pengikraran import dan eksport yang diperoleh daripada Jabatan Kastam Diraja Malaysia dan Lembaga-Lembaga Zon Bebas. Angka perdagangan luar negeri Malaysia tidak termasuk perdagangan antara kawasan iaitu antara Semenanjung Malaysia, Sabah dan Sarawak.

9. Import dan Eksport

Import

Sesuatu barang yang dibawa masuk ke dalam negara, sama ada secara terus atau disimpan di gudang-gudang yang dikawal. Barang-barang tersebut adalah sama ada untuk kegunaan sendiri, diproses, digunakan dalam perkilangan ataupun untuk dieksport semula ke negara lain. Pengkelasan import ini diistilahkan juga sebagai 'import umum'. Di dalam laporan ini, import dikelaskan mengikut negara asal barang tersebut, iaitu negara di mana barang berkenaan terakhir dibuat sebelum ianya diimportkan ke dalam kawasan pendaftaran.

Eksport

Sesuatu barang (keluaran atau buatan tempatan atau diimport untuk dieksport semula) yang dibawa keluar dari negara. Di dalam laporan ini, eksport dikelaskan mengikut negara dituju, iaitu negara di mana barang-barang berkenaan dijangka akan digunakan, sejauh mana ia boleh ditentukan pada masa ianya dieksport. Bagi barang yang dihantar berdasarkan "*Optional bill of lading*", pelabuhan pertama yang diikrarkan dianggap sebagai negara yang dituju. Sekiranya maklumat negara yang dituju bagi barang-barang yang dieksport melalui Singapura tidak diketahui/diperoleh, eksport sedemikian diambilkira sebagai eksport ke Singapura, iaitu di bawah kategori yang sama seperti barang-barang yang digunakan di Singapura. Eksport termasuk eksport semula. Pengkelasan eksport ini diistilahkan juga sebagai 'eksport umum'. Data import dan eksport hanya meliputi kod getah asli di bawah HS4001.10.000 hingga HS4001.29.999.

10. Penggunaan domestik

Ia merujuk kepada penggunaan domestik getah asli seperti Getah Asap Berbunga (G.A.B.), susu getah pekat, Getah Mutu Malaysia (G.M.M.) dan sebagainya oleh pertubuhan pembuatan di Malaysia untuk mengeluarkan barangan seperti tayar dan tiub, kasut getah, sarung tangan getah, gelang getah, getah campuran dan lain-lain. Ianya tidak termasuk getah campuran & tebus guna getah dan getah sintetik.

11. Stok

Ia adalah stok getah yang dimiliki oleh sesebuah pertubuhan tidak kira di mana stok tersebut ditempatkan iaitu sama ada di dalam atau di luar kilang. Ia termasuk stok getah yang belum/ sedang/telah diproses. Stok dilaporkan pada awal dan akhir bulan.

12. Harga

Harga purata pembeli waktu tengah hari bagi getah "F.O.B." di Kuala Lumpur. Data ini diperolehi daripada Lembaga Getah Malaysia (LGM).

13. Hak milik

Hak milik sesebuah pertubuhan dikelaskan mengikut taraf residen pemilik/pemilik-pemilik modal berbayar yang terbesar (melebihi 50 peratus) dan bukannya mengikut taraf kerakyatan mereka.

- (i) Residen Malaysia ialah individu, syarikat atau organisasi lain yang lazimnya terletak di Malaysia untuk jangka masa sekurang-kurangnya satu tahun. Cawangan dan anak syarikat asing yang didaftarkan/diperbadankan di Malaysia adalah dianggap sebagai pemastautin Malaysia.
- (ii) Bukan residen Malaysia ialah individu, syarikat atau organisasi lain yang lazimnya terletak di negara selain Malaysia. Cawangan dan anak syarikat milik residen Malaysia di luar negeri juga dianggap sebagai bukan residen Malaysia.
- (iii) Hak milik bersama ialah residen Malaysia atau bukan residen Malaysia memegang jumlah saham yang sama banyak dalam perniagaan berkenaan.

14. Guna tenaga

Jumlah pekerja

Bilangan orang yang bekerja pada bulan Disember atau pada tempoh pembayaran gaji terakhir bagi bulan rujukan.

Gaji & upah dibayar

Pembayaran tunai, termasuk bonus yang dibayar komisen, bayaran lebih masa, elaun kos sara hidup dan elaun-elaun lain yang dibayar kepada semua pekerja bergaji dalam tempoh tahun rujukan. Sementara caruman pekerja kepada Kumpulan Wang Simpanan Pekerja (KWSP) dan Pertubuhan Keselamatan Sosial (PERKESO) turut dimasukkan, caruman oleh majikan dikecualikan. Elaun kepada pemilik yang bekerja, rakan niaga yang bekerja dan pekerja keluarga tidak bergaji juga dikecualikan.

15. Pembundaran

Jumlah bagi komponen mungkin berbeza dengan jumlah besar dalam jadual penerbitan disebabkan oleh pembundaran angka.

16. Nota dan simbol

K.G.K	Kandungan Getah Kering
RM	Ringgit Malaysia
Kg/Hek	Kilogram sehektar
-	Tiada data

TECHINICAL NOTES

1. Introduction

This publication provides principal statistics of Natural Rubber information on rubber obtained from the Census of Rubber Estates (RE), Census of Rubber Processors (RP) and Census of Rubber Consumers (RC) were conducted every month.

2. Objective

The main objective of this report is to provide statistics on rubber with regards to production, imports, exports, domestic consumption and stocks. In addition, data of prices, number of employees, salaries & wages and productivity in rubber estates are also included. These statistics will assist the government in development planning, policy making and decision-makers of rubber based industries.

3. Legal authority

The survey was conducted under the provisions of the Statistics Act, 1965 (Revised 1989). Section 5 of this Act requires all establishments operating in Malaysia to provide actual information or best estimates to the Department. The Act stipulates that the contents of the individual returns received are confidential and only aggregated figures are published. Meanwhile, Section 7 under the same Act provides the penalty to the respondents that could not comply with the survey undertaken.

4. Scope and coverage

The census covered all rubber estates, rubber processor factories and rubber consumer factories in Malaysia registered with the Companies Commission of Malaysia (SSM), Malaysian Rubber Board (MRB) and Rubber Industry Smallholders Development Authority (RISDA).

The census of RE covered growing of rubber trees (estates). This industrial 5-digit level (01291) is classified under the Malaysia Standard Industrial Classification (MSIC) 2008. Census of RP covered the factories processing raw natural rubber into semi-finished products (Example: Standard Malaysian Rubber (S.M.R.), Latex Concentrate (LC) etc.). Whereas census of RC covered to factories consuming raw natural rubber/semi-finished products and processed into finished products (Example: tyres, gloves etc.).

5. Frame (source)

The frame (source) of rubber censuses are updated annually to take into account new establishments and to record any changes in the status of the establishments such as closed down, not operation, change in activities and location or postal addresses.

6. Methodology

The census was primarily conducted through mail enquiry using RE, RP and RC questionnaire. Respondents were given one month to complete and return the questionnaire to the Department. Field enumeration was then carried out to collect the complete questionnaire from the establishments that did not respond.

7. Concepts and definitions

Concepts and definitions used are based on the recommendations of the United Nations' Statistical Office¹ and The Association of Natural Rubber Producing Countries (ANRPC). These concepts adhere to accepted practices, thereby facilitating international comparability of data.

8. Definition of rubber industry

Rubber estate

- (i) All areas, contiguous or non-contiguous, aggregating not less than 40.47 hectares (100 acres), planted with rubber or on which the planting of rubber is permitted and is under a single legal ownership; or*
- (ii) Any area planted with rubber in a coconut, cocoa or oil palm estate.*

Rubber smallholding

It is defined as all areas, contiguous or non-contiguous, aggregating less than 40.47 hectares (100 acres), planted with rubber or on which the planting of rubber is permitted and is under a single legal ownership. Smallholdings can be organized or unorganized. Organized smallholdings include those under various government schemes such as follows :-

- (i) Federal Land Development Authority (FELDA);*
- (ii) Rubber Industry Smallholders Development Authority (RISDA);*
- (iii) Federal Land Consolidation and Rehabilitation Authority (FELCRA);*
- (iv) Other Federal Government land schemes; and*
- (v) State Government land schemes.*

¹ *International Recommendations for Industrial Statistics, United Nations' Statistical Office, Statistical Papers, Series, M No. 90, United Nations, New York, 2009.*

Planted area

The area planted with rubber (mature and/or immature) and which has not been abandoned permanently.

Tapped area

The area under mature rubber that has been tapped including areas "rested" under rotational systems.

Production

Production of natural rubber refers to the dry rubber content (DRC) of field latex, rubber sheets and scrap (lump and bark) produced by estates and smallholders. This data is collected from the purchasing data of raw rubber processor factories.

Yield

The yield is derived by dividing the total production by the average hectarage tapped during the reference month.

The data on imports and exports are compiled by the Department of Statistics from declaration forms sourced from the Malaysian Royal Customs Department and Free Zone Authorities. External trade data for Malaysia do not include inter-regional trade between Peninsular Malaysia, Sabah and Sarawak.

9. Imports and Exports

Import

Goods are brought into the country either directly or into bonded warehouses, whether or not such goods are for consumption, to be processed, used in manufacturing or for subsequent re-exports to other countries. This categorization of imports is also termed as 'general imports'. In this report, imports are classified according to the country of origin of the goods, that is, the country where the goods are given the final form before they are imported into the registration area.

Exports

Goods (locally produced or manufactured or imported for subsequent re-exports) taken out of the country. In this report, exports are classified according to the country of destination, that is, the country where it is expected that the goods will be consumed insofar as this can be ascertained at the time of export. In the case of goods shipped on an "Optional bill of lading", the country of destination refers to that of the first port declared. If the information regarding the country of destination of goods exported via Singapore is not known/available, such exports are included under the value of exports to Singapore that is, under the same category as goods consumed in Singapore. Exports include re-exports. This categorization of exports is also termed as 'general exports'. Data of imports and exports only covers natural rubber codes under HS4001.10.000 to HS4001.29.999.

- 10. Domestic consumption** *This refers to the usage of natural rubber such as latex concentrate, Ribbed Smoked Sheet (R.S.S.), Standard Malaysian Rubber (S.M.R.), etc. by manufacturing establishments in Malaysia to produce products such as tyres and tubes, rubber footwear, rubber gloves, rubber bands and others. Excluding rubber compound & reclaimed rubber and synthetics rubber.*
- 11. Stocks** *This refers to stocks of rubber owned by establishments regardless where it is located i.e. inside or outside the factory. They include stocks of unprocessed/in process/processed rubber. Stocks are reported as at the beginning and the end of the month.*
- 12. Prices** *Average buyers' mid-day prices for rubber "F.O.B." in Kuala Lumpur. Data on prices are obtained from Malaysian Rubber Board (MRB).*
- 13. Ownership** *The ownership of an establishment is classified by the residential status of the owner(s) of the majority (more than 50 per cent) of the paid-up capital and not by their citizenship status.*
- 14. Employment**
- (i) *Malaysian resident is any individual, company or other organization ordinarily domiciled in Malaysia for a period of at least one year. Malaysian registered branches and incorporated subsidiaries of foreign based/origins are also regarded as residents.*

(ii) *Non-Malaysian resident is any individual, company or other organization ordinarily domiciled in a country other than Malaysia. Foreign branches and/or subsidiaries abroad owned by residents are also regarded as non-residents.*

(iii) *Joint-Ownership is any Malaysian residents and Non-Malaysian residents held equal shares in the business.*

Total number of persons engaged

Number of persons working during December or the last pay period of the reference month.

Salaries & wages paid

Salaries & wages paid refer to cash payments, including bonuses, paid commissions, overtime wages, cost of living and allowances made to all employees during the reference year. While the employees' contributions to Employees' Provident Fund (EPF) and Social Security Organisation (SOCSO) is included. The employer's contributions are excluded. Allowances to working proprietor, working partners and unpaid family worker are also not included.

15. Rounding

The sum of the components may not add up to the totals in the tables presented in this publication due to rounding.

16. Notes and symbols

<i>D.R.C</i>	<i>Dry Rubber Content</i>
<i>RM</i>	<i>Ringgit Malaysia</i>
<i>Kg/Ha</i>	<i>Kilogram per hectare</i>
<i>-</i>	<i>Nil</i>

