



KEMENTERIAN EKONOMI
JABATAN PERANGKAAN MALAYSIA

PERANGKAAN PEMBUATAN BULANAN

MONTHLY MANUFACTURING STATISTICS

NOVEMBER 2023
NOVEMBER

Dikeluarkan pada: 11 JANUARI 2024
Released on: JANUARY

PEMAKLUMAN / ANNOUNCEMENT

Jabatan Perangkaan Malaysia (DOSM) telah melancarkan OpenDOSM NextGen sebagai medium yang menyediakan katalog data dan visualisasi bagi memudahkan pengguna menganalisis pelbagai data dan boleh diakses melalui portal <https://open.dosm.gov.my>.

DOSM akan menjalankan Banci Pertanian pada tahun 2024. Mohon layari <https://www.myagricensus.gov.my> untuk maklumat lanjut. Tema adalah "Banci Pertanian, Kunci Kemajuan Pertanian."

Kerajaan Malaysia telah mengisytiharkan Hari Statistik Negara (MyStats Day) pada 20 Oktober setiap tahun. Tema sambutan MyStats Day adalah "Statistik Nadi Kehidupan".

The Department of Statistics Malaysia (DOSM) has launched OpenDOSM NextGen as a medium that provides a catalog of data and visualisations to facilitate users' analysis of various data and can be accessed through <https://open.dosm.gov.my>.

DOSM will conduct the Agricultural Census in 2024. Please visit <https://www.myagricensus.gov.my> for more information. The theme is "Agriculture Census, Key to Agricultural Development."

The Government of Malaysia has declared National Statistics Day (MyStats Day) on October 20th each year. MyStats Day theme is "Statistics is the Essence of Life".

JABATAN PERANGKAAN MALAYSIA
DEPARTMENT OF STATISTICS MALAYSIA

Diterbitkan dan dicetak oleh / *Published and printed by:*

Jabatan Perangkaan Malaysia

Department of Statistics Malaysia

Blok C6, Kompleks C,

Pusat Pentadbiran Kerajaan Persekutuan

62514 Putrajaya,

MALAYSIA

Tel.	:	03-8885 7000
Faks/Fax	:	03-8888 9248
Portal	:	https://www.dosm.gov.my
Facebook / Twitter / Instagram / YouTube	:	StatsMalaysia
Emel/Email	:	info@dosm.gov.my (pertanyaan umum / <i>general enquiries</i>)
		data@dosm.gov.my (pertanyaan & permintaan data / <i>data request & enquiries</i>)
Harga/Price	:	RM10.00

Diterbitkan pada Januari 2024 / *Published in January 2024*

Hakcipta terpelihara / All rights reserved.

Tiada bahagian daripada terbitan ini boleh diterbitkan semula, disimpan untuk pengeluaran atau ditukar dalam apa-apa bentuk atau alat apa jua pun kecuali setelah mendapat kebenaran daripada Jabatan Perangkaan Malaysia. Pengguna yang mengeluarkan sebarang maklumat dari terbitan ini sama ada yang asal atau diolah semula hendaklah meletakkan kenyataan berikut:

“Sumber: Jabatan Perangkaan Malaysia”.

No part of this publication may be reproduced or distributed in any form or by any means or stored in database without the prior written permission from Department of Statistics, Malaysia. Users reproducing content of this publication with or without adaptation should quote the following.

“Source: Department of Statistics Malaysia”.

ISSN 0128-3499



Penerbitan ini memaparkan perangkaan nilai jualan, bilangan pekerja bergaji dan gaji & upah secara bulanan berdasarkan Survei Pembuatan Bulanan. Objektif utama penerbitan ini adalah untuk menyediakan data aliran terkini sektor Pembuatan bagi membantu pengguna dalam perancangan, penggubalan dasar dan membuat keputusan.

Ringkasan penemuan dan jadual perangkaan yang terperinci masing-masing dipaparkan pada bahagian pertama dan kedua penerbitan ini. Sementara itu, aspek-aspek teknikal yang digunakan seperti skop dan liputan dan konsep dan definisi juga disediakan pada Bahagian ketiga bagi membantu pengguna memahami statistik yang diterbitkan.

Jabatan Perangkaan Malaysia merakamkan penghargaan atas kerjasama yang diberikan oleh responden dan juga semua pihak yang telah menyumbang secara langsung dan tidak langsung dalam menjayakan penerbitan ini. Sebarang maklum balas dan cadangan untuk penambahbaikan penerbitan ini pada masa akan datang amat dihargai.

Dato' Sri Dr. Mohd Uzir Mahidin

Ketua Perangkawan Malaysia

Januari 2024

PREFACE



This publication presents monthly statistics on sales value, number of employees and salaries & wages based on the Monthly Manufacturing Survey. The main objective of this publication is to provide statistics on the latest trends of the Manufacturing sector to assist users in the planning, formulation of policies and decision making.

The summary findings and detailed statistical tables are highlighted in the first and second part of this publication respectively. Meanwhile, the technical aspects used such as scope and coverage and concepts and definitions are provided in the third part to assist users to understand the published statistics.

The Department of Statistics, Malaysia gratefully acknowledges the co-operation rendered by the respondents as well as all parties who have contributed directly and indirectly in making this publication a success. Any feedback and suggestion towards improving future publication is highly appreciated.

Dato' Sri Dr. Mohd Uzir Mahidin

Chief Statistician Malaysia

January 2024



	Muka Surat <i>Page</i>
Kata Pengantar / Preface	i - ii
Kandungan / Contents	iii - iv
Kalendar Awalan Keluaran 2023 / Advance Release Calendar 2023	v
Penemuan Utama / Main Findings	
Ringkasan Penemuan Perangkaan Pembuatan Bulanan (PPB), November 2023 <i>Summary of Findings Monthly Manufacturing Statistics (MMS), November 2023</i>	1 - 8
Jadual / Tables	
1 Perangkaan Utama Bagi Sektor Pembuatan <i>Principal Statistics of Manufacturing Sector</i>	9
1.1a Nilai Jualan Sektor Pembuatan Mengikut Subsektor <i>Sales Value of Manufacturing Sector by Sub-sector</i>	10 - 13
1.1b Nilai Jualan Sektor Pembuatan Mengikut Subsektor: Perubahan Peratusan Tahunan <i>Sales Value of Manufacturing Sector by Sub-sector: Annual Percentage Change</i>	14 - 15
1.1c Nilai Jualan Sektor Pembuatan Mengikut Subsektor: Perubahan Peratusan Bulanan/Suku Tahunan <i>Sales Value of Manufacturing Sector by Sub-sector: Monthly/Quarterly Percentage Change</i>	16 - 17
1.2a Bilangan Pekerja Bergaji Sektor Pembuatan Mengikut Subsektor <i>Number of Paid Employees of Manufacturing Sector by Sub-sector</i>	18 - 21
1.2b Bilangan Pekerja Bergaji Sektor Pembuatan Mengikut Subsektor: Perubahan Peratusan Tahunan <i>Number of Paid Employees of Manufacturing Sector by Sub-sector: Annual Percentage Change</i>	22 - 23
1.2c Bilangan Pekerja Bergaji Sektor Pembuatan Mengikut Subsektor: Perubahan Peratusan Bulanan/Suku Tahunan <i>Number of Paid Employees of Manufacturing Sector by Sub-sector: Monthly/Quarterly Percentage Change</i>	24 - 25
1.3a Gaji dan Upah yang Dibayar Sektor Pembuatan Mengikut Subsektor <i>Salaries and Wages Paid of Manufacturing Sector by Sub-sector</i>	26 - 29
1.3b Gaji dan Upah yang Dibayar Sektor Pembuatan Mengikut Subsektor: Perubahan Peratusan Tahunan <i>Salaries and Wages Paid of Manufacturing Sector by Sub-sector: Annual Percentage Change</i>	30 - 31



	Muka Surat <i>Page</i>
Jadual / Tables	
1.3c Gaji dan Upah yang Dibayar Sektor Pembuatan Mengikut Subsektor: Perubahan Peratusan Bulanan/Suku Tahunan <i>Salaries and Wages Paid of Manufacturing Sector by Sub-sector: Monthly/Quarterly Percentage Change</i>	32 - 33
1.4a Nilai Jualan Sektor Pembuatan Mengikut Kumpulan <i>Sales Value of Manufacturing Sector by Group</i>	34 - 49
1.4b Nilai Jualan Sektor Pembuatan Mengikut Kumpulan: Perubahan Peratusan Tahunan <i>Sales Value of Manufacturing Sector by Group: Annual Percentage Change</i>	50 - 65
1.4c Nilai Jualan Sektor Pembuatan Mengikut Kumpulan: Perubahan Peratusan Bulanan/Suku Tahunan <i>Sales Value of Manufacturing Sector by Group: Monthly/Quarterly Percentage Change</i>	66 - 73
1.5a Bilangan Pekerja Bergaji Sektor Pembuatan Mengikut Kumpulan <i>Number of Paid Employees of Manufacturing Sector by Group</i>	74 - 89
1.5b Bilangan Pekerja Bergaji Sektor Pembuatan Mengikut Kumpulan: Perubahan Peratusan Tahunan <i>Number of Paid Employees of Manufacturing Sector by Group: Annual Percentage Change</i>	90 - 105
1.5c Bilangan Pekerja Bergaji Sektor Pembuatan Mengikut Kumpulan: Perubahan Peratusan Bulanan/Suku Tahunan <i>Number of Paid Employees of Manufacturing Sector by Group: Monthly/Quarterly Percentage Change</i>	106 - 113
1.6a Gaji dan Upah yang Dibayar Sektor Pembuatan Mengikut Kumpulan <i>Salaries and Wages Paid of Manufacturing Sector by Group</i>	114 - 129
1.6b Gaji dan Upah yang Dibayar Sektor Pembuatan Mengikut Kumpulan: Perubahan Peratusan Tahunan <i>Salaries and Wages Paid of Manufacturing Sector by Group: Annual Percentage Change</i>	130 - 145
1.6c Gaji dan Upah yang Dibayar Sektor Pembuatan Mengikut Kumpulan: Perubahan Peratusan Bulanan/Suku Tahunan <i>Salaries and Wages Paid of Manufacturing Sector by Group: Monthly/Quarterly Percentage Change</i>	146 - 153
2 Pengeluaran Produk Utama dalam Industri Pembuatan yang Terpilih <i>Production of Major Products in Selected Manufacturing Industries</i>	154 - 162
Nota Teknikal / Technical Notes	163 - 176

KALENDAR KELUARAN AWALAN 2023 / ADVANCE RELEASE CALENDAR 2023



Bulan rujukan / Reference month	Tarikh / Date
Januari 2023 / January 2023	13.03.2023
Februari 2023 / February 2023	11.04.2023
Mac 2023 / March 2023	09.05.2023
April 2023 / April 2023	09.06.2023
Mei 2023 / May 2023	12.07.2023
Jun 2023 / June 2023	08.08.2023
Julai 2023 / July 2023	11.09.2023
Ogos 2023 / August 2023	12.10.2023
September 2023 / September 2023	07.11.2023
Oktober 2023 / October 2023	11.12.2023
November 2023 / November 2023	11.01.2024
Disember 2023 / December 2023	07.02.2024

Nota / Notes:

Kenyataan akhbar dihantar kepada pihak media pada tarikh pengeluaran dengan masa embargo ditetapkan bagi penyiaran. Kenyataan akhbar tersebut disiarkan selepas masa embargo di portal Jabatan Perangkaan Malaysia (<http://www.dosm.gov.my>)

A press statement is issued to the media on the date of release with a specified embargo time for release. The press statement is posted after the embargo time on the portal of Department of Statistics Malaysia (<http://www.dosm.gov.my>)

Muka surat ini sengaja dibiarkan kosong
This page is deliberately left blank



RINGKASAN PENEMUAN

Summary of Findings

Muka surat ini sengaja dibiarkan kosong
This page is deliberately left blank

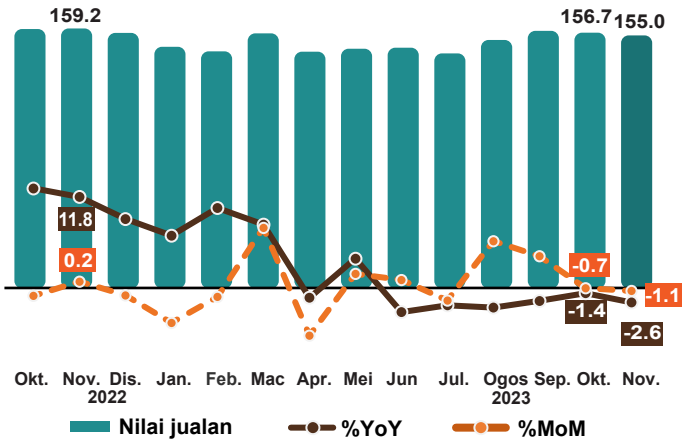


PERANGKAAAN PEMBUATAN NOVEMBER 2023

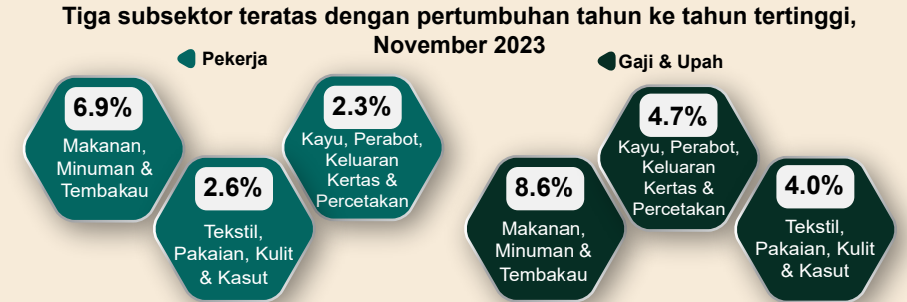

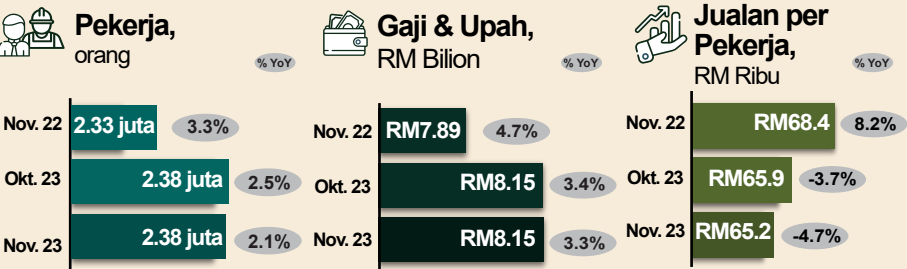
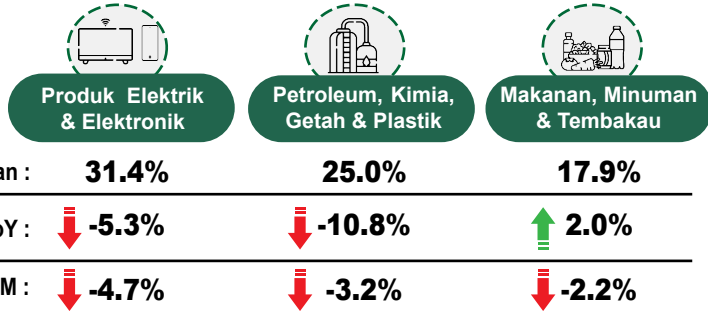
Nilai jualan sektor Pembuatan susut 2.6 peratus kepada RM155.0 bilion pada November 2023
Seramai 2.38 juta orang pekerja dalam sektor ini dengan gaji dan upah dibayar berjumlah RM8.15 bilion



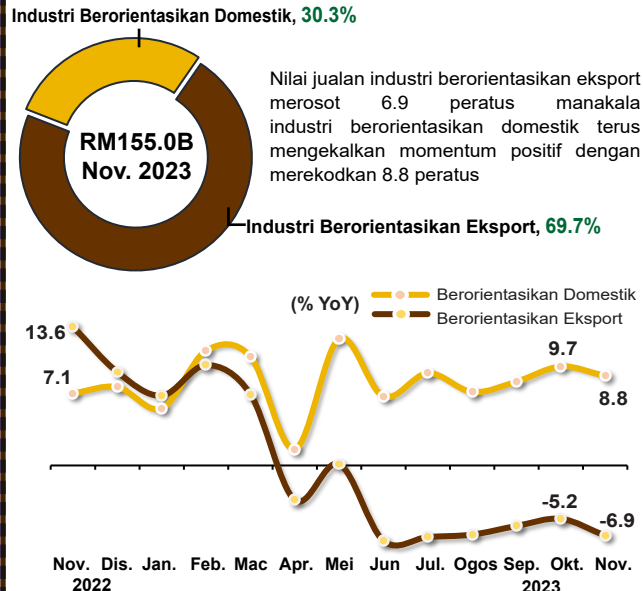
Nilai Jualan, RM Bilion



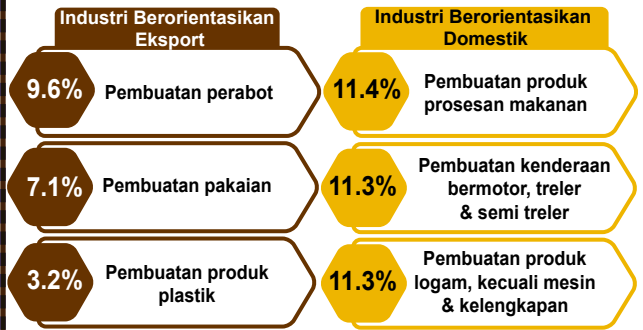
Lebih dua pertiga daripada nilai jualan Pembuatan disumbangkan oleh subsektor Peralatan Elektrik & Elektronik (31.4%); Petroleum, Kimia, Getah & Plastik (25.0%); dan Makanan, Minuman & Tembakau (17.9%)



Industri Berorientasikan Ekspor dan Domestik



Industri teratas dengan pertumbuhan tahun ke tahun tertinggi bagi nilai jualan, November 2023



%YoY: Peratus perubahan tahun ke tahun
%MoM: Peratus perubahan bulan ke bulan

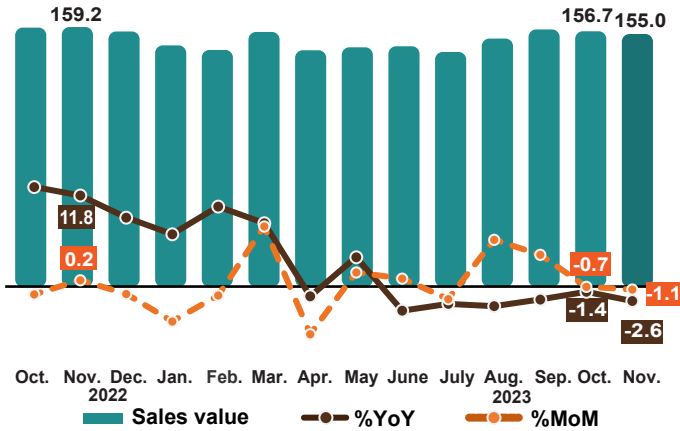


MANUFACTURING STATISTICS NOVEMBER 2023

The sales value of the Manufacturing sector slipped by 2.6 per cent to register RM155.0 billion in November 2023
A total of 2.38 million persons engaged in this sector with salaries and wages paid amounting to RM8.15 billion



Sales Value, RM Billion



More than two-thirds of Manufacturing sales value was contributed by Electrical & Electronics Products (31.4%); Petroleum, Chemical, Rubber & Plastic (25.0%); and Food, Beverages & Tobacco (17.9%) sub-sectors



% Share : **31.4%**

% YoY : **-5.3%**

% MoM : **-4.7%**



% Share : **25.0%**

% YoY : **-10.8%**

% MoM : **-3.2%**



% Share : **17.9%**

% YoY : **2.0%**

% MoM : **-2.2%**



Employees, persons

% YoY



Salaries & Wages, RM Billion

% YoY

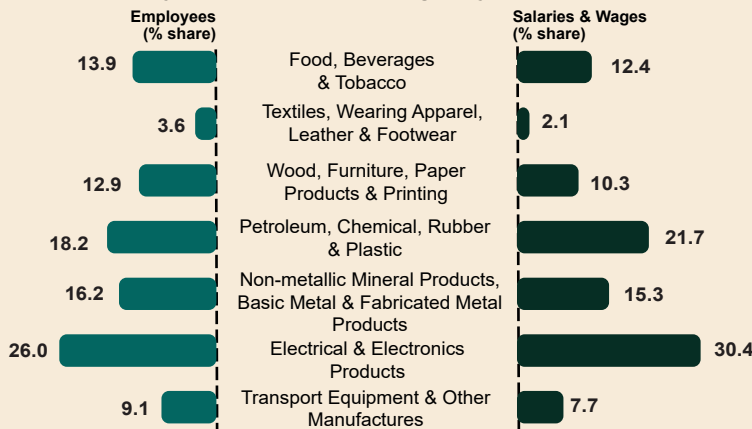


Sales per Employee, RM Thousand

% YoY

Month	Employees (mil.)	% YoY	Salaries & Wages (RM Billion)	% YoY	Sales per Employee (RM Thousand)	% YoY
Nov. 22	2.33	3.3%	RM7.89	4.7%	RM68.4	8.2%
Oct. 23	2.38	2.5%	RM8.15	3.4%	RM65.9	-3.7%
Nov. 23	2.38	2.1%	RM8.15	3.3%	RM65.2	-4.7%

Number of Employees and Salaries & Wages by Sub-sector, November 2023



Top three sub-sectors with the highest year-on-year growth, November 2023

Employees

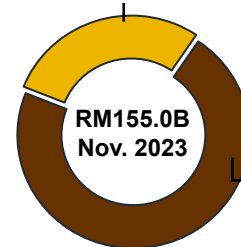


Salaries & Wages

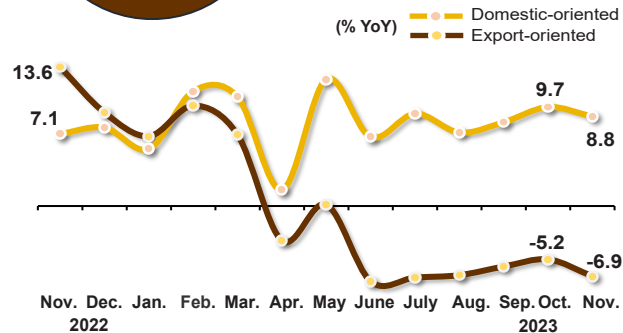


Export and Domestic-oriented Industries

Domestic-oriented Industries, 30.3%

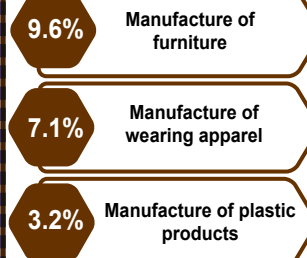


The sales value of export-oriented industries declined by 6.9 per cent while the domestic-oriented industries sustained the positive momentum by recording 8.8 per cent

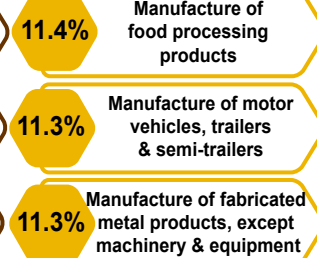


Top industries with the strongest year-on-year growth of sales value, November 2023

Export-oriented Industries



Domestic-oriented Industries



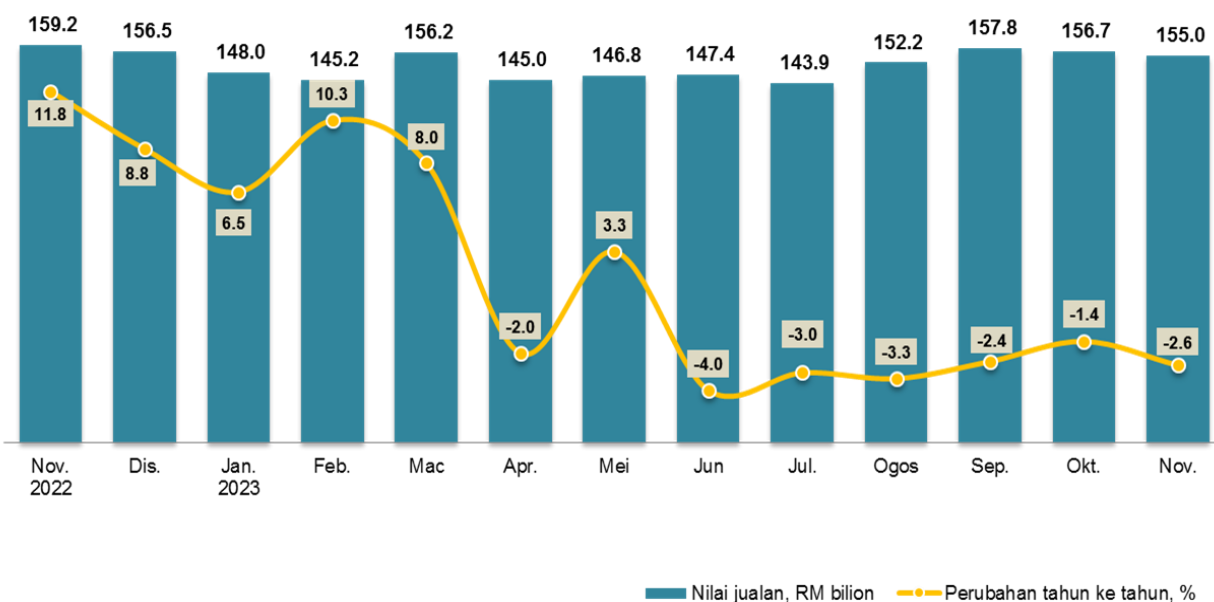
PRESTASI SEKTOR PEMBUATAN NOVEMBER 2023

1.0 NILAI JUALAN SEKTOR PEMBUATAN

Nilai jualan sektor Pembuatan terus menyusut sebanyak 2.6 peratus pada November 2023 daripada penurunan 1.4 peratus yang dicatatkan pada bulan sebelumnya (Carta 1). Berbanding bulan sebelumnya, nilai jualan menurun sebanyak 1.1 peratus berbanding RM156.7 bilion yang direkodkan pada Oktober 2023 (-0.7%).

Penurunan tersebut disebabkan terutamanya oleh kejatuhan ketara dalam subsektor Petroleum, kimia, getah & plastik sebanyak 10.8 peratus (Oktober 2023: -9.5%); dan subsektor Peralatan elektrik & elektronik yang susut 5.3 peratus (Oktober 2023: -2.7%).

Carta 1: Nilai Jualan Sektor Pembuatan, November 2022 - November 2023



*** Nota:**

- Laporan ini boleh diperolehi daripada laman portal Jabatan Perangkaan Malaysia (<https://www.dosm.gov.my>) di bawah ruangan: **Siaran Terkini**.
- Data bagi bulan November 2023 merupakan data **awalan**. Data ini akan dikemaskini berdasarkan data terkini yang diperolehi dan akan diterbitkan dalam penerbitan bulan Disember 2023.

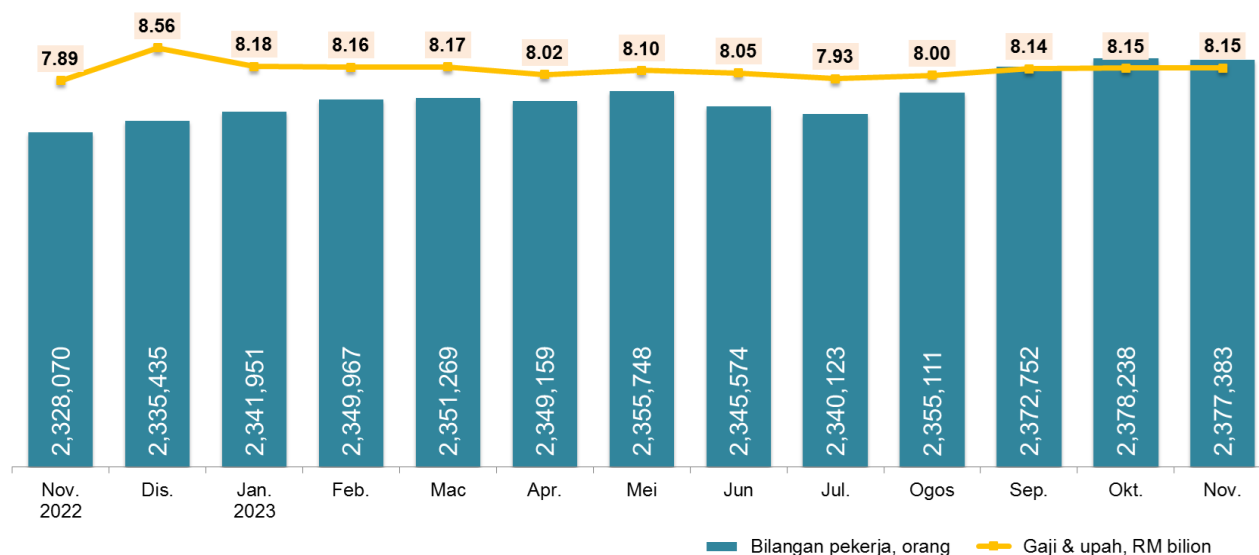
2.0 BILANGAN PEKERJA

Seramai 2.38 juta orang pada November 2023, meningkat 2.1 peratus berbanding 2.33 juta orang yang dicatatkan pada November 2022. Kenaikan tersebut didorong terutamanya oleh peningkatan bilangan pekerja dalam subsektor Makanan, minuman & tembakau (6.9%); Produk mineral bukan logam, logam asas & produk logam yang direka (2.3%); dan Produk elektrik & elektronik (0.7%). Perbandingan bulan ke bulan, bilangan pekerja dalam sektor Pembuatan menurun sedikit 0.04 peratus.

3.0 GAJI & UPAH

Selari dengan pertambahan bilangan pekerja, gaji & upah yang dibayar dalam sektor Pembuatan meningkat sebanyak 3.3 peratus tahun ke tahun, berjumlah RM8.1 bilion pada November 2023. Bagi perbandingan bulan ke bulan, gaji & upah yang dibayar mencatatkan pertumbuhan marginal 0.04 peratus berbanding 0.1 peratus yang dicatatkan pada Oktober 2023.

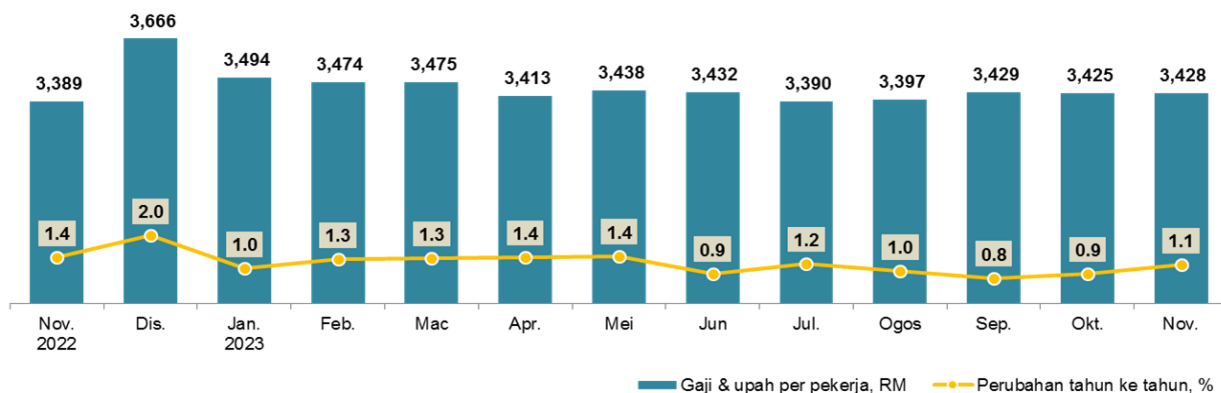
Carta 2: Bilangan Pekerja dan Gaji & Upah Sektor Pembuatan, November 2022 - November 2023



4.0 PURATA GAJI & UPAH PER PEKERJA

Purata gaji & upah yang dibayar bagi setiap pekerja pada bulan November 2023 adalah sebanyak RM3,428, tumbuh 1.1 peratus tahun ke tahun (November 2022: RM3,389) seperti yang dipaparkan di Carta 3. Sebaliknya, purata gaji & upah bagi setiap pekerja meningkat 0.1 peratus berbanding bulan sebelum (Oktober 2023: RM3,425).

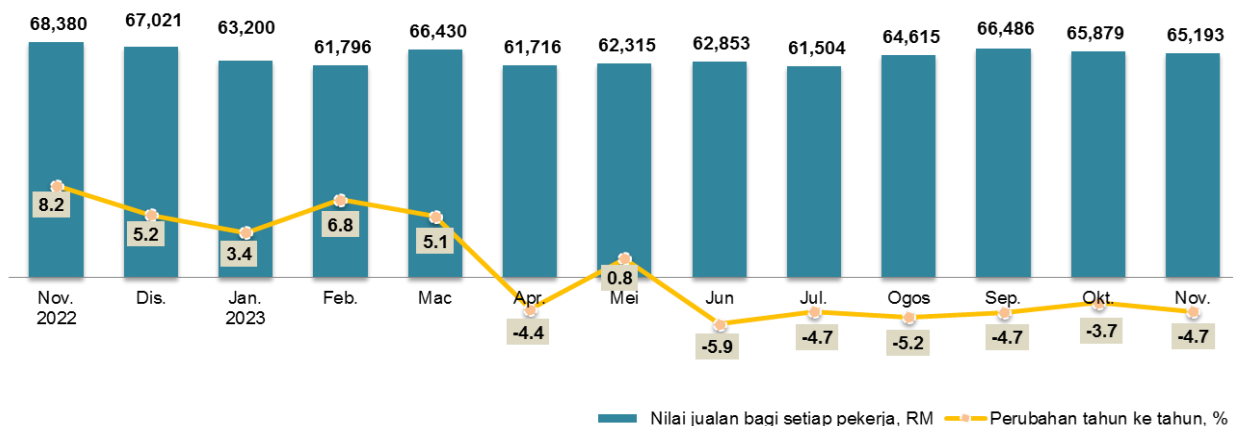
Carta 3: Gaji & Upah Per Pekerja Sektor Pembuatan, November 2022 - November 2023



5.0 NILAI JUALAN PER PEKERJA

Nilai jualan bagi setiap pekerja pada November 2023 menurun 4.7 peratus kepada RM65,193 berbanding RM68,380 pada bulan yang sama tahun sebelumnya (Carta 4). Sementara itu, purata nilai jualan bagi setiap pekerja menurun 1.0 peratus berbanding Oktober 2023.

Carta 4: Nilai Jualan Per Pekerja Sektor Pembuatan, November 2022 - November 2023



6.0 PRESTASI BAGI TEMPOH JANUARI - NOVEMBER 2023



Prestasi keseluruhan bagi Januari hingga November 2023, nilai jualan sektor Pembuatan mencecah RM1.65 trilion, tumbuh marginal 0.6 peratus berbanding tempoh yang sama tahun sebelumnya (Januari - November 2022: 16.6%). Pada tempoh tersebut, bilangan pekerja bertambah 2.1 peratus dengan merekodkan seramai 2.38 juta orang manakala gaji & upah menokok sebanyak 3.6 peratus, berjumlah RM89.0 bilion.

Sementara itu, nilai jualan per pekerja menurun sebanyak 1.8 peratus, berjumlah RM701,986 bagi tempoh sebelas bulan pertama tahun 2023. Butiran terperinci seperti ditunjukkan di Jadual A.

Jadual A: Nilai Jualan, Bilangan Pekerja, Gaji & Upah dan Nilai Jualan per Pekerja, Januari - November 2022 dan 2023

Perangkaan Pembuatan Bulanan	Januari - November		% Perubahan
	2022	2023	
Nilai Jualan (RM juta)	1,644,405.7	1,654,150.1	0.6
Bilangan Pekerja	2,328,070	2,377,383	2.1
Gaji & Upah (RM juta)	85,966.5	89,045.1	3.6
Nilai Jualan Per Pekerja (RM)	714,707	701,986	-1.8

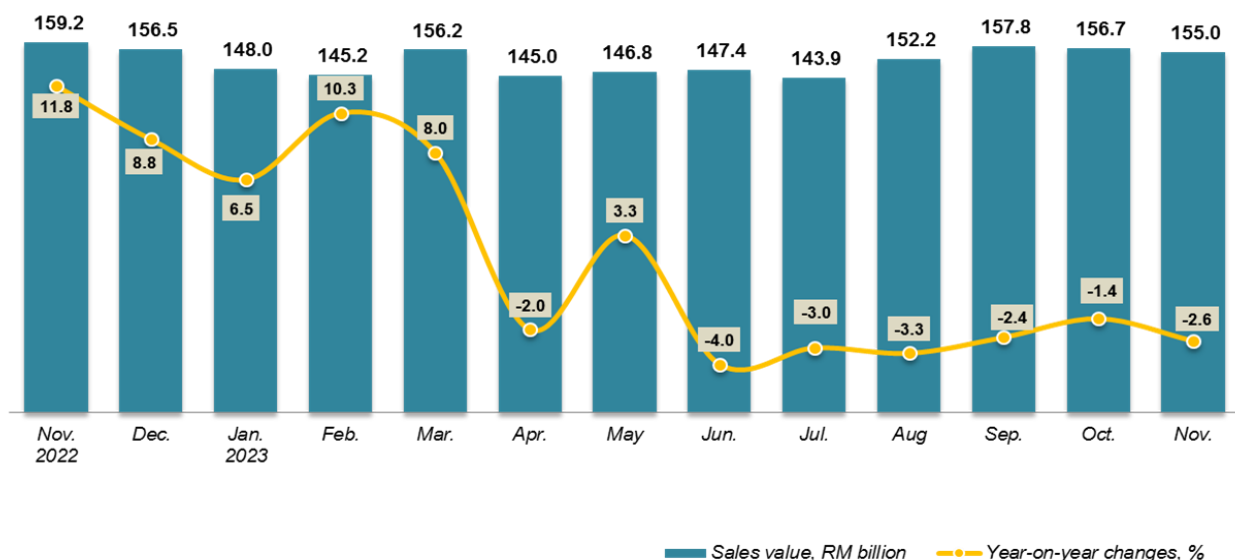
MANUFACTURING SECTOR PERFORMANCE IN NOVEMBER 2023

1.0 SALES VALUE OF THE MANUFACTURING SECTOR

The sales value of the Manufacturing sector slipped further by 2.6 per cent in November 2023 from the 1.4 per cent decline registered in the preceding month. As compared to the preceding month, the sales value descended by 1.1 per cent as against RM156.7 billion recorded in October 2023 (-0.7%).

The decrease was primarily due to the substantial drop in the Petroleum, chemical, rubber & plastic products sub-sector by 10.8 per cent (October 2023: -9.5%); and the Electrical & electronics products sub-sector which fell by 5.3 per cent (October 2023: -2.7%).

Chart 1: Sales Value of the Manufacturing Sector, November 2022 – November 2023



* Notes:

- This report can be accessed through the web portal of the Department of Statistics, Malaysia (<https://www.dosm.gov.my>) under the section: **Latest Releases**.
- Data for November 2023 is **provisional**. The data will be updated based on the latest available figures and subsequently published in the December 2023 publication.

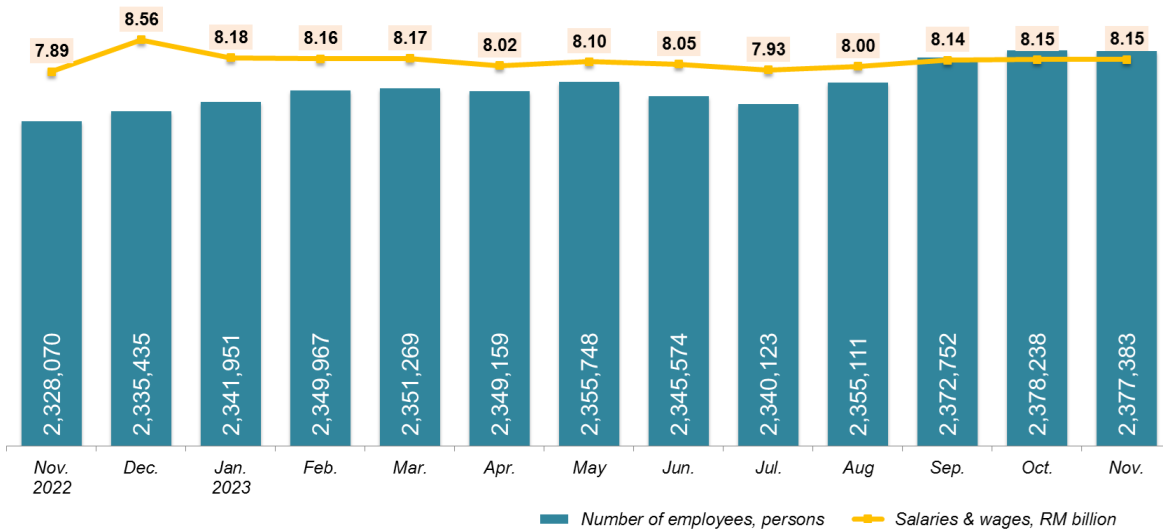
2.0 NUMBER OF EMPLOYEES

There were 2.38 million persons in November 2023, an increase of 2.1 per cent as compared to the 2.33 million persons registered in November 2022. The increment was mainly attributable to the rise in the number of employees in the Food, beverages & tobacco (6.9%); Non-metallic mineral products, basic metal & fabricated metal products (2.3%); and Electrical & electronic products (0.7%) sub-sectors. On a month-on-month basis, the number of employees in the Manufacturing sector declined slightly by 0.04 per cent.

3.0 SALARIES & WAGES

In tandem with the addition in the number of employees, the salaries & wages paid in the Manufacturing sector rose by 3.3 per cent year-on-year, totalling RM8.1 billion in November 2023. On a month-on-month comparison, the salaries & wages paid posted a marginal growth of 0.04 per cent as against 0.1 per cent registered in October 2023.

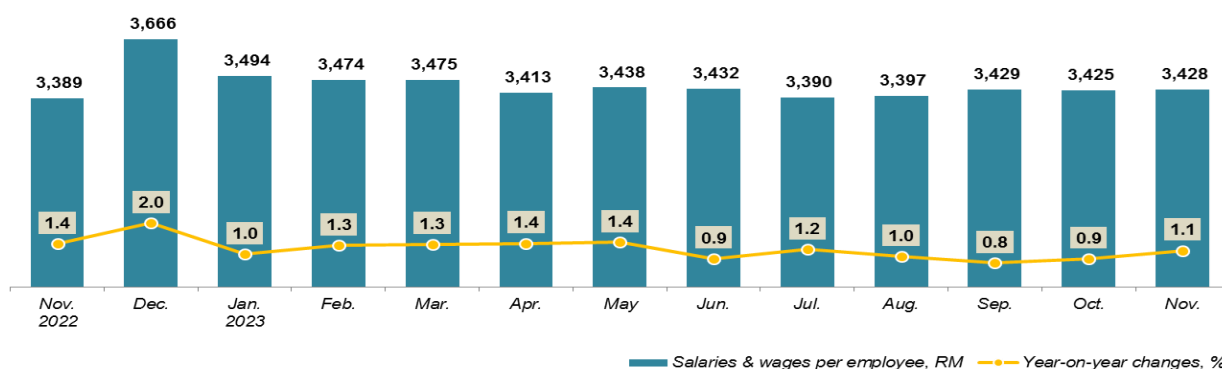
Chart 2: Number of Employees and Salaries & Wages in Manufacturing Sector, November 2022 - November 2023



4.0 AVERAGE SALARIES & WAGES PER EMPLOYEE

The average salaries & wages paid per employee in November 2023 was RM3,428, went up by 1.1 per cent year-on-year (November 2022: RM3,389) as depicted in Chart 3. On the other hand, average salaries & wages paid per employee increased by 0.1 per cent as compared to the preceding month (October 2023: RM3,425).

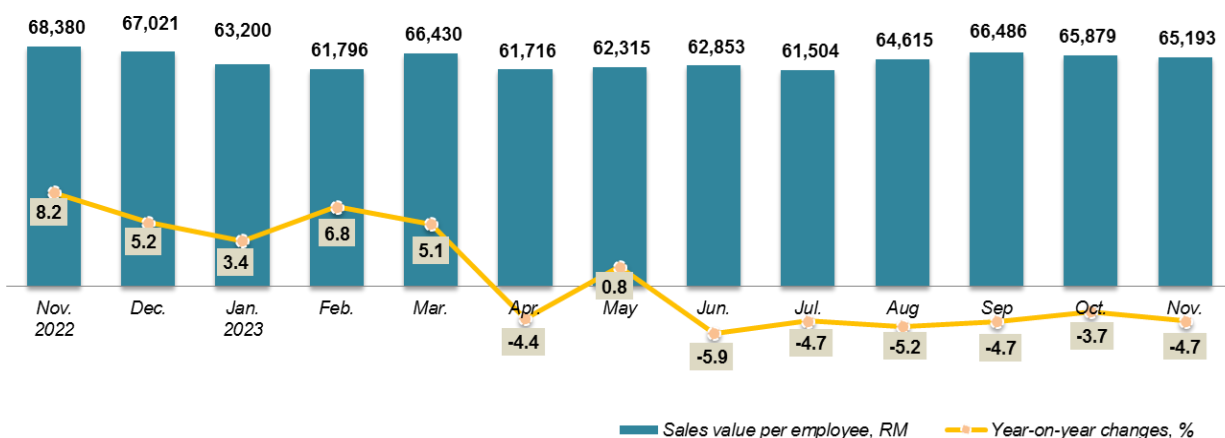
Chart 3: Salaries & Wages per Employee in Manufacturing Sector, November 2022 – November 2023



5.0 SALES VALUE PER EMPLOYEE

The sales value per employee in November 2023 declined by 4.7 per cent to RM65,193 as compared to RM68,380 in the same month of the previous year (Chart 4). Meanwhile, the average sales value per employee decreased 1.0 per cent as compared to October 2023.

Chart 4: Sales Value per Employee in Manufacturing Sector, November 2022 - November 2023



6.0 PERFORMANCE IN THE PERIOD JANUARY - NOVEMBER 2023

Overall performance for January to November 2023, the sales value of the Manufacturing sector attained RM1.65 trillion, grew marginally by 0.6 per cent as compared to the same period in the preceding year (January – November 2022: 16.6%). During this period, the number of employees added by 2.1 per cent, to record a total of 2.38 million persons while salaries & wages advanced by 3.6 per cent, amounting to RM89.0 billion.

Meanwhile, the sales value per employee declined by 1.8 per cent, amounting to RM701,986 for the first eleven months of 2023. The details as per shown in Table A.

Table A: Sales Value, Number of Employees, Salaries & Wages and Sales Value per Employee, January - November 2022 and 2023

Monthly Manufacturing Statistics	January - November		% Change
	2022	2023	
Sales Value (RM million)	1,644,405.7	1,654,150.1	0.6
Number of Employees	2,328,070	2,377,383	2.1
Salaries & Wages (RM million)	85,966.5	89,045.1	3.6
Sales Value per Employee (RM)	714,707	701,986	-1.8



JADUAL

Tables

Muka surat ini sengaja dibiarkan kosong
This page is deliberately left blank

Jadual 1 : Perangkaan Utama Sektor Pembuatan
Table 1 : Principal Statistics of Manufacturing Sector

Tempoh Period	Nilai Jualan Produk Yang Dibuat Sendiri (Di Kilang) Sales value of own (Ex-factory) (RM Juta/Million)				Bilangan Pekerja Bergaji Pada Akhir Tempoh Number of employees engaged at end of period				Gaji & Upah Yang Dibayar Salaries & wages paid (RM Juta/Million)				
	Data Asal (Original Data)	% YoY	Pelarasan Musim (Seasonally Adjusted)	% MoM	Data Asal (Original Data)	% YoY	Pelarasan Musim (Seasonally Adjusted)	% MoM	Data Asal (Original Data)	% YoY	Pelarasan Musim (Seasonally Adjusted)	% MoM	
2020	1,346,620	-2.1			2,199,195	-2.0			87,194	-1.1			
2021	1,554,738	15.5			2,259,619	2.7			89,830	3.0			
2022	1,800,930	15.8			2,335,435	3.4			94,528	5.2			
2022	Q1	415,298	12.8		2,287,325	2.4			23,513	4.1			
	Q2	443,489	17.4		2,297,905	3.7			23,318	5.2			
	Q3	467,562	22.5		2,316,961	3.8			23,364	6.7			
	Q4	474,582	11.1		2,335,435	3.4			24,332	5.0			
2023	Q1	449,424	8.2		2,351,269	2.8			24,517	4.3			
	Q2	439,208	-1.0		2,345,574	2.1			24,165	3.6			
	Q3	453,856	-2.9		2,372,752	2.4			24,068	3.0			
2022 (Jan. - Nov.)	1,644,406	16.6		2,328,070	3.3			85,967	5.2				
2023 (Jan. - Nov.)	1,654,150	0.6		2,377,383	2.1			89,045	3.6				
2022	Jan.	138,986	13.1	135,764	-1.8	2,274,146	2.2	2,250,916	-0.8	7,865	4.1	7,650	-1.7
	Feb.	131,703	11.2	142,979	5.3	2,275,927	2.1	2,260,870	0.4	7,805	3.9	7,737	1.1
	Mac	144,610	13.9	145,074	1.5	2,287,325	2.4	2,278,552	0.8	7,843	4.4	7,750	0.2
	Apr.	147,942	13.2	150,533	3.8	2,291,470	2.5	2,284,548	0.3	7,715	4.5	7,780	0.4
	Mei	142,043	15.7	148,877	-1.1	2,296,686	2.7	2,291,782	0.3	7,787	5.0	7,876	1.2
	Jun	153,503	23.4	159,199	6.9	2,297,905	3.7	2,307,458	0.7	7,816	6.2	7,932	0.7
	Jul.	148,431	23.8	148,440	-6.8	2,300,906	4.1	2,308,756	0.1	7,709	7.1	7,832	-1.3
	Ogo.	157,436	24.4	155,540	4.8	2,309,353	4.3	2,318,977	0.4	7,771	7.5	7,887	0.7
	Sep.	161,694	19.5	156,509	0.6	2,316,961	3.8	2,322,303	0.1	7,885	5.4	7,948	0.8
	Okt.	158,864	12.9	151,810	-3.0	2,321,179	3.6	2,332,258	0.4	7,881	4.8	7,972	0.3
	Nov.	159,194	11.8	154,921	2.0	2,328,070	3.3	2,336,176	0.2	7,890	4.7	8,033	0.8
	Dis.	156,524	8.8	150,474	-2.9	2,335,435	3.4	2,343,497	0.3	8,562	5.4	8,131	1.2
2023	Jan.	148,010	6.5	144,787	-3.9	2,341,951	3.0	2,317,914	-1.1	8,183	4.0	7,939	-2.4
	Feb.	145,219	10.3	156,489	8.1	2,349,967	3.3	2,334,559	0.7	8,164	4.6	8,056	1.5
	Mac	156,194	8.0	155,778	-0.5	2,351,269	2.8	2,340,713	0.3	8,170	4.2	8,098	0.5
	Apr.	144,981	-2.0	146,680	-5.8	2,349,159	2.5	2,344,025	0.1	8,017	3.9	8,127	0.4
	Mei	146,799	3.3	154,734	5.5	2,355,748	2.6	2,357,728	0.6	8,100	4.0	8,207	1.0
	Jun	147,427	-4.0	151,271	-2.2	2,345,574	2.1	2,358,024	0.0	8,049	3.0	8,169	-0.5
	Jul.	143,926	-3.0	148,761	-1.7	2,340,123	1.7	2,352,829	-0.2	7,932	2.9	8,097	-0.9
	Ogo.	152,175	-3.3	150,632	1.3	2,355,111	2.0	2,367,136	0.6	8,001	3.0	8,147	0.6
	Sep.	157,755	-2.4	152,290	1.1	2,372,752	2.4	2,378,722	0.5	8,135	3.2	8,204	0.7
	Okt.	156,675	-1.4	150,059	-1.5	2,378,238	2.5	2,386,448	0.3	8,146	3.4	8,236	0.4
	Nov.	154,988	-2.6	149,774	-0.2	2,377,383	2.1	2,379,668	-0.3	8,149	3.3	8,269	0.4

Jadual **1.1a** : Nilai Jualan Sektor Pembuatan Mengikut Subsektor
 Table : Sales Value of Manufacturing Sector by Sub-sector

Subsektor Sub-sector	2021	2022	2022		
			Q1	Q2	
1. Makanan, minuman dan tembakau <i>Food, beverages and tobacco</i>	283,918	320,222	68,843	85,782	
10 Pembuatan produk makanan <i>Manufacture of food products</i>	270,349	304,095	64,627	81,963	
11 Pembuatan minuman <i>Manufacture of beverages</i>	10,629	12,717	3,198	3,034	
12 Pembuatan produk tembakau <i>Manufacture of tobacco products</i>	2,940	3,410	1,018	785	
2. Tekstil, pakaian, kulit dan kasut <i>Textiles, wearing apparel, leather and footwear</i>	21,954	23,642	6,095	5,679	
13 Pembuatan tekstil <i>Manufacture of textiles</i>	10,728	11,652	2,959	2,900	
14 Pembuatan pakaian <i>Manufacture of wearing apparel</i>	9,037	9,352	2,456	2,211	
15 Pembuatan produk kulit dan barangan bfrkaitan <i>Manufacture of leather and related products</i>	2,189	2,638	680	568	
3. Produk kayu, perabot, keluaran kertas dan percetakan <i>Wood products, furniture, paper products and printing</i>	76,494	84,965	23,179	19,246	
16 Pembuatan kayu dan produk kayu dan gabus, kecuali perabot; pembuatan bagi artikel jerami dan bahan-bahan anyaman <i>Manufacture of wood and products of wood and cork, except furniture; manufacture of articles of straw and plaiting materials</i>	23,028	25,894	7,805	5,092	
17 Pembuatan kertas dan produk kertas <i>Manufacture of paper and paper products</i>	25,788	28,260	6,810	7,041	
18 Percetakan dan penerbitan semula media rakaman <i>Printing and reproduction of recorded media</i>	12,098	13,709	3,547	3,273	
31 Pembuatan perabot <i>Manufacture of furniture</i>	15,579	17,101	5,017	3,840	
4. Petroleum, kimia, getah dan plastik <i>Petroleum, chemical, rubber and plastic</i>	432,121	499,207	108,256	124,184	
19 Pembuatan kok dan produk petroleum bfrtapis <i>Manufacture of coke and refined petroleum products</i>	175,557	249,901	45,669	60,286	
20 Pembuatan kimia dan produk kimia <i>Manufacture of chemicals and chemical products</i>	102,329	111,585	29,024	26,612	
21 Pembuatan produk farmaseutikal asas, kimia perubatan dan botani <i>Manufacture of basic pharmaceutical products and pharmaceutical preparations</i>	9,185	10,181	2,412	2,501	
22 Pembuatan produk getah dan plastik <i>Manufacture of rubber and plastics products</i>	145,049	127,540	31,151	34,784	
5. Produk mineral bukan logam, logam asas dan produk logam yang direka <i>Non-metallic mineral products, basic metal and fabricated metal products</i>	149,345	168,044	44,454	39,918	
23 Pembuatan produk galian bukan logam lain <i>Manufacture of other non-metallic mineral products</i>	42,773	49,285	13,189	11,820	
24 Pembuatan logam asas <i>Manufacture of basic metals</i>	49,566	54,209	14,558	11,987	
25 Pembuatan produk logam, kecuali mesin dan kelengkapan <i>Manufacture of fabricated metal products, except machinery and equipment</i>	57,006	64,550	16,707	16,111	
6. Produk elektrik dan elektronik <i>Electrical and electronic products</i>	483,198	581,527	135,344	139,578	
26 Pembuatan komputer, produk elektronik dan optikal <i>Manufacture of computer, electronics and optical products</i>	391,925	479,757	112,206	114,312	
27 Pembuatan kelengkapan elektrik <i>Manufacture of electrical equipment</i>	48,489	56,049	12,827	13,461	
28 Pembuatan jentera dan peralatan t.t.t.l. <i>Manufacture of machinery and equipment n.e.c.</i>	42,783	45,720	10,312	11,805	
7. Kelengkapan pengangkutan dan pembuatan lain <i>Transport equipment and other manufactures</i>	107,710	123,324	29,128	29,103	
29 Pembuatan kenderaan bfrmotor, treler dan semi treler <i>Manufacture of motor vehicles, trailers and semi-trailers</i>	77,384	89,220	20,785	20,710	
30 Pembuatan kelengkapan pengangkutan lain <i>Manufacture of other transport equipment</i>	14,103	15,690	3,833	3,742	
32 Pembuatan lain <i>Other manufacturing</i>	10,897	12,668	2,993	3,406	
33 Pembaikan dan pemasangan jentera dan kelengkapan <i>Repair and installation of machinery and equipment</i>	5,326	5,746	1,517	1,244	
Pembuatan <i>Manufacturing</i>	Jumlah <i>Total</i>	1,554,738	1,800,930	415,298	443,489

		2023			2022		2023
Q3	Q4	Q1	Q2	Q3	(Jan. - Nov.)	(Jan. - Nov.)	
82,569	83,028	73,072	74,851	78,190	292,304	282,330	
78,651	78,854	68,673	70,724	74,099	277,512	266,676	
3,237	3,248	3,204	3,131	3,284	11,685	11,966	
681	926	1,196	996	807	3,107	3,688	
5,699	6,169	6,152	5,888	5,842	21,520	22,068	
2,845	2,947	2,897	2,866	2,770	10,635	10,438	
2,224	2,462	2,533	2,374	2,391	8,494	9,022	
630	760	723	649	681	2,391	2,608	
19,955	22,585	23,605	19,571	19,863	77,336	78,424	
5,771	7,227	7,502	4,976	5,353	23,449	22,403	
7,246	7,163	7,561	7,377	7,381	25,888	27,384	
3,216	3,673	3,812	3,452	3,457	12,430	13,214	
3,722	4,522	4,729	3,766	3,671	15,570	15,423	
137,924	128,843	116,905	118,176	119,555	458,084	433,465	
75,616	68,330	55,680	56,542	58,478	229,264	209,224	
27,982	27,967	29,632	26,787	28,168	101,728	102,963	
2,695	2,573	2,702	2,629	2,714	9,347	9,849	
31,632	29,973	28,891	32,218	30,195	117,745	111,429	
39,328	44,345	47,150	42,407	42,162	152,612	162,895	
11,699	12,577	14,105	12,626	12,585	44,823	48,043	
12,496	15,168	15,284	12,417	12,844	49,134	51,191	
15,133	16,600	17,762	17,365	16,733	58,654	63,662	
152,431	154,174	149,095	147,221	154,914	531,367	551,112	
125,955	127,284	124,697	121,532	128,717	438,700	457,143	
14,995	14,766	13,583	14,155	15,645	51,175	53,202	
11,481	12,123	10,815	11,534	10,552	41,493	40,767	
29,656	35,437	33,444	31,093	33,331	111,182	123,855	
21,536	26,188	24,643	22,206	24,909	80,098	91,400	
3,651	4,464	4,077	3,946	3,633	14,258	14,631	
3,174	3,095	3,095	3,555	3,356	11,635	12,218	
1,295	1,689	1,629	1,386	1,433	5,191	5,605	
467,562	474,582	449,424	439,208	453,856	1,644,406	1,654,150	

Jadual **1.1a** : Nilai Jualan Sektor Pembuatan Mengikut Subsektor (samb.)
 Table : Sales Value of Manufacturing Sector by Sub-sector (cont.)

Subsektor Sub-sector	2022							
	Jan.	Feb.	Mac	Apr.	Mei	Jun	Jul.	
1. Makanan, minuman dan tembakau <i>Food, beverages and tobacco</i>	23,842	22,349	22,652	27,949	28,597	29,236	26,431	
10 Pembuatan produk makanan <i>Manufacture of food products</i>	22,472	20,973	21,181	26,467	27,423	28,073	25,172	
11 Pembuatan minuman <i>Manufacture of beverages</i>	1,042	1,046	1,110	1,153	936	946	1,043	
12 Pembuatan produk tembakau <i>Manufacture of tobacco products</i>	327	330	361	329	239	218	216	
2. Tekstil, pakaian, kulit dan kasut <i>Textiles, wearing apparel, leather and footwear</i>	2,067	1,991	2,037	1,946	1,850	1,884	1,896	
13 Pembuatan tekstil <i>Manufacture of textiles</i>	1,012	959	988	963	928	1,009	975	
14 Pembuatan pakaian <i>Manufacture of wearing apparel</i>	825	809	822	787	736	689	732	
15 Pembuatan produk kulit dan barangan bfrkaitan <i>Manufacture of leather and related products</i>	230	223	227	196	186	186	189	
3. Produk kayu, perabot, keluaran kertas dan percetakan <i>Wood products, furniture, paper products and printing</i>	7,922	7,258	8,000	7,205	6,107	5,934	5,992	
16 Pembuatan kayu dan produk kayu dan gabus, kecuali perabot; pembuatan bagi artikel jerami dan bahan-bahan anyaman <i>Manufacture of wood and products of wood and cork, except furniture; manufacture of articles of straw and plaiting materials</i>	2,679	2,385	2,741	2,135	1,499	1,458	1,465	
17 Pembuatan kertas dan produk kertas <i>Manufacture of paper and paper products</i>	2,258	2,143	2,409	2,477	2,251	2,312	2,331	
18 Percetakan dan penerbitan semula media rakaman <i>Printing and reproduction of recorded media</i>	1,223	1,165	1,158	1,159	1,053	1,061	1,072	
31 Pembuatan perabot <i>Manufacture of furniture</i>	1,761	1,564	1,691	1,433	1,305	1,102	1,123	
4. Petroleum, kimia, getah dan plastik <i>Petroleum, chemical, rubber and plastic</i>	37,725	32,920	37,610	39,912	39,543	44,730	45,973	
19 Pembuatan kok dan produk petroleum bfrtapis <i>Manufacture of coke and refined petroleum products</i>	17,255	13,325	15,090	17,952	18,912	23,423	24,989	
20 Pembuatan kimia dan produk kimia <i>Manufacture of chemicals and chemical products</i>	9,640	9,437	9,947	8,803	8,684	9,126	9,132	
21 Pembuatan produk farmaseutikal asas, kimia perubatan dan botani <i>Manufacture of basic pharmaceutical products and pharmaceutical preparations</i>	819	764	829	834	752	915	888	
22 Pembuatan produk getah dan plastik <i>Manufacture of rubber and plastics products</i>	10,012	9,395	11,744	12,322	11,195	11,266	10,964	
5. Produk mineral bukan logam, logam asas dan produk logam yang direka <i>Non-metallic mineral products, basic metal and fabricated metal products</i>	15,328	14,309	14,816	14,454	12,833	12,631	12,285	
23 Pembuatan produk galian bukan logam lain <i>Manufacture of other non-metallic mineral products</i>	4,425	4,263	4,501	4,187	3,792	3,842	3,908	
24 Pembuatan logam asas <i>Manufacture of basic metals</i>	5,005	4,695	4,858	4,648	3,860	3,479	3,348	
25 Pembuatan produk logam, kecuali mesin dan kelengkapan <i>Manufacture of fabricated metal products, except machinery and equipment</i>	5,899	5,351	5,457	5,619	5,182	5,310	5,028	
6. Produk elektrik dan elektronik <i>Electrical and electronic products</i>	42,314	43,785	49,245	46,114	43,761	49,702	46,422	
26 Pembuatan komputer, produk elektronik dan optikal <i>Manufacture of computer, electronics and optical products</i>	34,327	36,431	41,448	37,516	35,887	40,908	38,080	
27 Pembuatan kelengkapan elektrik <i>Manufacture of electrical equipment</i>	4,383	4,018	4,426	4,552	4,206	4,704	4,696	
28 Pembuatan jentera dan peralatan t.t.t.l. <i>Manufacture of machinery and equipment n.e.c.</i>	3,605	3,336	3,372	4,046	3,668	4,091	3,647	
7. Kelengkapan pengangkutan dan pembuatan lain <i>Transport equipment and other manufactures</i>	9,788	9,091	10,250	10,363	9,353	9,387	9,433	
29 Pembuatan kenderaan bfrmotor, treler dan semi treler <i>Manufacture of motor vehicles, trailers and semi-trailers</i>	6,931	6,520	7,334	7,258	6,715	6,737	6,904	
30 Pembuatan kelengkapan pengangkutan lain <i>Manufacture of other transport equipment</i>	1,299	1,167	1,366	1,425	1,122	1,195	1,174	
32 Pembuatan lain <i>Other manufacturing</i>	1,047	960	986	1,154	1,158	1,095	988	
33 Pembaikan dan pemasangan jentera dan kelengkapan <i>Repair and installation of machinery and equipment</i>	511	443	563	526	358	360	367	
Pembuatan <i>Manufacturing</i>	Jumlah <i>Total</i>	138,986	131,703	144,610	147,942	142,043	153,503	148,431

(RM Juta/Million)

2023															
Ogo.	Sep.	Okt.	Nov.	Dis.	Jan.	Feb.	Mac	Apr.	Mei	Jun	Jul.	Ogo.	Sep.	Okt.	Nov.
27,728	28,410	27,863	27,247	27,918	24,911	24,273	23,888	24,399	25,494	24,959	24,379	25,890	27,921	28,425	27,792
26,370	27,109	26,423	25,848	26,583	23,470	22,881	22,322	22,922	24,070	23,733	23,056	24,481	26,563	26,844	26,336
1,114	1,080	1,140	1,076	1,032	1,047	1,043	1,114	1,118	1,049	964	1,065	1,124	1,095	1,231	1,117
243	222	301	323	303	394	349	452	359	376	262	258	286	263	350	338
1,908	1,895	1,965	2,083	2,122	2,068	2,018	2,066	1,966	1,997	1,926	1,944	1,951	1,947	2,037	2,149
950	920	947	983	1,017	984	938	975	945	969	952	925	941	905	937	968
744	748	770	834	858	840	847	846	798	806	770	810	781	799	832	893
215	227	247	266	247	245	233	245	223	221	204	209	229	243	268	288
6,741	7,222	7,320	7,636	7,629	7,747	7,716	8,142	7,112	6,592	5,867	5,958	6,734	7,171	7,554	7,831
2,068	2,238	2,364	2,417	2,446	2,480	2,415	2,607	2,027	1,611	1,338	1,352	1,924	2,077	2,311	2,261
2,456	2,459	2,442	2,350	2,372	2,418	2,505	2,639	2,584	2,437	2,356	2,354	2,495	2,533	2,531	2,534
1,054	1,090	1,070	1,323	1,280	1,262	1,284	1,266	1,189	1,132	1,131	1,143	1,148	1,165	1,151	1,341
1,163	1,436	1,444	1,547	1,531	1,587	1,512	1,630	1,312	1,411	1,042	1,109	1,166	1,396	1,561	1,696
46,633	45,318	44,279	43,441	41,123	41,517	35,956	39,432	38,663	40,314	39,198	38,930	40,885	39,739	40,065	38,765
25,665	24,961	24,433	23,259	20,637	21,738	16,662	17,279	18,063	19,413	19,065	18,598	20,301	19,579	19,927	18,597
9,704	9,146	8,766	9,344	9,857	9,802	9,627	10,203	8,726	9,101	8,960	9,069	9,840	9,258	9,079	9,298
893	914	879	860	834	875	885	942	898	821	910	885	905	925	933	871
10,371	10,296	10,202	9,977	9,794	9,101	8,782	11,008	10,976	10,979	10,263	10,378	9,840	9,977	10,126	9,998
13,172	13,871	14,185	14,728	15,432	15,584	15,563	16,003	15,047	13,943	13,417	13,038	14,005	15,119	15,176	15,999
3,955	3,836	3,830	4,285	4,462	4,587	4,675	4,843	4,381	4,131	4,114	4,137	4,233	4,214	4,113	4,614
4,154	4,994	5,054	5,040	5,075	4,942	5,048	5,293	4,737	4,081	3,599	3,384	4,179	5,281	5,273	5,373
5,063	5,041	5,301	5,404	5,896	6,055	5,840	5,867	5,930	5,731	5,704	5,518	5,592	5,623	5,790	6,013
51,511	54,497	52,549	51,466	50,160	45,026	49,203	54,866	47,937	47,443	51,840	48,627	51,810	54,477	51,155	48,728
42,451	45,424	43,597	42,630	41,058	36,749	41,275	46,672	39,465	38,922	43,145	40,395	42,924	45,398	42,391	39,807
5,109	5,190	5,059	4,832	4,875	4,583	4,401	4,598	4,595	4,653	4,907	4,910	5,319	5,416	5,003	4,817
3,951	3,883	3,893	4,003	4,227	3,693	3,527	3,595	3,877	3,868	3,789	3,322	3,567	3,663	3,762	4,104
9,743	10,481	10,703	12,592	12,142	11,158	10,489	11,797	9,856	11,016	10,220	11,050	10,901	11,380	12,263	13,724
7,101	7,532	7,646	9,421	9,122	8,243	7,701	8,699	6,654	8,107	7,444	8,425	8,168	8,316	9,155	10,488
1,189	1,288	1,519	1,513	1,432	1,324	1,264	1,489	1,461	1,243	1,242	1,172	1,183	1,278	1,458	1,518
1,049	1,137	998	1,064	1,033	1,061	1,012	1,021	1,164	1,264	1,128	1,047	1,101	1,208	1,092	1,119
404	524	541	594	554	530	511	589	578	402	406	407	449	578	557	599
157,436	161,694	158,864	159,194	156,524	148,010	145,219	156,194	144,981	146,799	147,427	143,926	152,175	157,755	156,675	154,988

Jadual **1.1b** : Nilai Jualan Sektor Pembuatan Mengikut Subsektor: Perubahan Peratusan Tahunan
 Table **1.1b** : Sales Value of Manufacturing Sector by Sub-sector: Annual Percentage Change

Subsektor Sub-sector	2021	2022	2022			2023			2022 (Jan. - Nov.)	2023 (Jan. - Nov.)		
			Q1	Q2	Q3	Q4	Q1	Q2			Q3	
1. Makanan, minuman dan tembakau <i>Food, beverages and tobacco</i>	12.7	12.8	16.3	16.5	13.0	6.5	6.1	-12.7	-5.3	13.0	-3.4	
10 Pembuatan produk makanan <i>Manufacture of food products</i>	12.9	12.5	17.0	15.9	11.5	6.8	6.3	-13.7	-5.8	12.6	-3.9	
11 Pembuatan minuman <i>Manufacture of beverages</i>	12.0	19.6	6.3	30.5	42.2	7.6	0.2	3.2	1.4	21.1	2.4	
12 Pembuatan produk tembakau <i>Manufacture of tobacco products</i>	-3.9	16.0	4.7	32.1	155.9	-16.4	17.4	27.0	18.6	21.6	18.7	
2. Tekstil, pakaian, kulit dan kasut <i>Textiles, wearing apparel, leather and footwear</i>	10.8	7.7	8.0	9.2	12.9	1.7	0.9	3.7	2.5	8.3	2.5	
13 Pembuatan tekstil <i>Manufacture of textiles</i>	21.0	8.6	14.1	8.3	11.9	1.2	-2.1	-1.2	-2.7	9.5	-1.8	
14 Pembuatan pakaian <i>Manufacture of wearing apparel</i>	3.0	3.5	2.7	7.5	6.1	-1.2	3.1	7.4	7.5	3.8	6.2	
15 Pembuatan produk kulit dan barangan berkaitan <i>Manufacture of leather and related products</i>	0.6	20.5	3.6	22.6	54.5	14.8	6.4	14.2	8.2	21.8	9.1	
3. Produk kayu, perabot, keluaran kertas dan percetakan <i>Wood products, furniture, paper products and printing</i>	5.3	11.1	10.1	16.9	19.0	1.7	1.8	1.7	-0.5	12.3	1.4	
16 Pembuatan kayu dan produk kayu dan gabus, kecuali perabot; pembuatan bagi artikel jerami dan bahan-bahan anyaman <i>Manufacture of wood and products of wood and cork, except furniture; manufacture of articles of straw and plaiting materials</i>	3.4	12.4	13.4	22.3	22.6	-0.6	-3.9	-2.3	-7.2	14.6	-4.5	
17 Pembuatan kertas dan produk kertas <i>Manufacture of paper and paper products</i>	15.8	9.6	10.2	10.3	11.9	6.1	11.0	4.8	1.9	9.7	5.8	
18 Percetakan dan penerbitan semula media rakaman <i>Printing and reproduction of recorded media</i>	4.9	13.3	7.8	22.0	18.8	7.5	7.5	5.5	7.5	14.3	6.3	
31 Pembuatan perabot <i>Manufacture of furniture</i>	-5.7	9.8	6.7	18.9	29.4	-5.2	-5.7	-1.9	-1.4	11.6	-0.9	
4. Petroleum, kimia, getah dan plastik <i>Petroleum, chemical, rubber and plastic</i>	27.5	15.5	9.7	11.1	24.4	16.2	8.0	-4.8	-13.3	16.0	-5.4	
19 Pembuatan kok dan produk petroleum bertapis <i>Manufacture of coke and refined petroleum products</i>	36.6	42.3	36.3	36.3	57.2	37.4	21.9	-6.2	-22.7	44.1	-8.7	
20 Pembuatan kimia dan produk kimia <i>Manufacture of chemicals and chemical products</i>	12.9	9.0	10.0	14.9	9.4	2.9	2.1	0.7	0.7	9.9	1.2	
21 Pembuatan produk farmaseutikal asas, kimia perubatan dan botani <i>Manufacture of basic pharmaceutical products and pharmaceutical preparations</i>	17.1	10.8	13.9	10.7	12.1	7.1	12.0	5.1	0.7	11.2	5.4	
22 Pembuatan produk getah dan plastik <i>Manufacture of rubber and plastics products</i>	29.6	-12.1	-15.0	-17.4	-9.1	-5.0	-7.3	-7.4	-4.5	-12.6	-5.4	
5. Produk mineral bukan logam, logam asas dan produk logam yang direka <i>Non-metallic mineral products, basic metal and fabricated metal products</i>	7.1	12.5	8.4	18.5	23.1	3.9	6.1	6.2	7.2	13.5	6.7	
23 Pembuatan produk galian bukan logam lain <i>Manufacture of other non-metallic mineral products</i>	6.4	15.2	6.9	20.6	33.5	6.0	6.9	6.8	7.6	16.3	7.2	
24 Pembuatan logam asas <i>Manufacture of basic metals</i>	8.0	9.4	10.3	16.4	11.2	2.2	5.0	3.6	2.8	10.2	4.2	
25 Pembuatan produk logam, kecuali mesin dan kelengkapan <i>Manufacture of fabricated metal products, except machinery and equipment</i>	6.8	13.2	8.0	18.6	26.6	3.8	6.3	7.8	10.6	14.2	8.5	
6. Produk elektrik dan elektronik <i>Electrical and electronic products</i>	14.5	20.3	17.6	24.2	25.5	14.8	10.2	5.5	1.6	21.5	3.7	
26 Pembuatan komputer, produk elektronik dan optikal <i>Manufacture of computer, electronics and optical products</i>	14.2	22.4	18.2	27.9	28.0	16.6	11.1	6.3	2.2	23.8	4.2	
27 Pembuatan kelengkapan elektrik <i>Manufacture of electrical equipment</i>	15.1	15.6	20.2	15.1	21.1	7.4	5.9	5.2	4.3	16.7	4.0	
28 Pembuatan jentera dan peralatan t.t.t.l. <i>Manufacture of machinery and equipment n.e.c.</i>	16.2	6.9	9.3	4.6	7.7	6.3	4.9	-2.3	-8.1	6.4	-1.7	
7. Kelengkapan pengangkutan dan pembuatan lain <i>Transport equipment and other manufactures</i>	5.9	14.5	5.5	18.2	31.1	7.9	14.8	6.8	12.4	14.7	11.4	
29 Pembuatan kenderaan bermotor, treler dan semi treler <i>Manufacture of motor vehicles, trailers and semi-trailers</i>	6.0	15.3	6.3	20.0	32.1	7.9	18.6	7.2	15.7	15.3	14.1	
30 Pembuatan kelengkapan pengangkutan lain <i>Manufacture of other transport equipment</i>	8.9	11.3	2.6	13.6	21.2	9.9	6.4	5.4	-0.5	11.7	2.6	
32 Pembuatan lain <i>Other manufacturing</i>	3.8	16.3	3.8	15.8	48.3	5.6	3.4	4.4	5.7	17.5	5.0	
33 Pembaikan dan pemasangan jentera dan kelengkapan <i>Repair and installation of machinery and equipment</i>	0.0	7.9	6.1	10.1	10.2	6.2	7.4	11.5	10.6	8.0	8.0	
Pembuatan Manufacturing	Jumlah Total	15.5	15.8	12.8	17.4	22.5	11.1	8.2	-1.0	-2.9	16.6	0.6

(%)

2022												2023										
Jan.	Feb.	Mac	Apr.	Mei	Jun	Jul.	Ogo.	Sep.	Okt.	Nov.	Dis.	Jan.	Feb.	Mac	Apr.	Mei	Jun	Jul.	Ogo.	Sep.	Okt.	Nov.
20.6	13.8	14.4	14.9	20.3	14.3	14.4	18.4	7.1	4.6	4.7	10.3	4.5	8.6	5.5	-12.7	-10.9	-14.6	-7.8	-6.6	-1.7	2.0	2.0
21.7	14.2	15.1	14.9	20.8	12.3	12.1	16.8	6.4	4.9	4.6	11.0	4.4	9.1	5.4	-13.4	-12.2	-15.5	-8.4	-7.2	-2.0	1.6	1.9
6.4	6.6	5.8	14.8	13.9	89.4	80.6	40.9	18.9	6.8	10.4	5.7	0.5	-0.3	0.3	-3.0	12.1	1.9	2.1	0.9	1.5	8.0	3.8
2.3	9.6	2.6	15.6	0.5	200.5	179.5	353.6	63.9	-23.6	-2.1	-21.2	20.6	5.7	25.3	9.1	57.6	20.4	19.5	17.6	18.7	16.5	4.7
8.4	7.7	8.0	8.3	7.7	11.8	15.4	13.8	9.7	0.8	2.7	1.5	0.1	1.4	1.4	1.1	7.9	2.2	2.6	2.2	2.8	3.7	3.2
17.9	14.8	9.7	9.2	7.7	8.0	13.6	13.4	8.9	3.0	0.2	0.4	-2.8	-2.2	-1.3	-1.9	4.4	-5.6	-5.1	-1.0	-1.7	-1.0	-1.5
0.1	1.1	7.3	7.7	7.3	7.5	7.6	6.0	4.7	-5.8	1.3	0.8	1.7	4.7	2.9	1.4	9.6	11.8	10.7	5.0	6.9	8.0	7.1
2.4	5.1	3.4	6.4	9.6	69.9	82.8	56.7	35.3	16.9	18.6	9.0	6.5	4.8	7.8	14.1	19.1	9.4	10.7	6.7	7.4	8.3	8.0
13.1	8.1	9.0	13.1	11.9	28.1	33.9	15.4	12.0	4.6	0.4	0.3	-2.2	6.3	1.8	-1.3	7.9	-1.1	-0.6	-0.1	-0.7	3.2	2.6
16.8	9.6	13.6	13.4	18.5	43.5	44.9	18.6	14.6	5.8	-2.0	-4.9	-7.4	1.2	-4.9	-5.1	7.5	-8.2	-7.8	-6.9	-7.2	-2.2	-6.4
16.0	9.1	6.2	11.5	8.3	11.0	13.8	11.9	10.1	6.9	2.8	8.8	7.0	16.9	9.5	4.3	8.3	1.9	1.0	1.6	3.0	3.7	7.8
7.7	6.8	8.9	9.2	12.7	54.5	33.8	12.7	12.2	8.9	9.4	4.5	3.2	10.2	9.3	2.6	7.6	6.5	6.7	8.9	6.9	7.6	1.4
8.0	5.8	6.2	18.8	10.8	30.2	82.8	20.2	11.0	-3.3	-6.0	-6.2	-9.9	-3.3	-3.6	-8.4	8.1	-5.4	-1.3	0.3	-2.8	8.1	9.6
15.7	7.4	6.3	6.7	7.7	18.8	19.1	27.2	27.2	23.8	15.0	10.3	10.1	9.2	4.8	-3.1	2.0	-12.4	-15.3	-12.3	-12.3	-9.5	-10.8
46.2	26.0	35.5	23.2	26.5	59.2	51.8	59.6	60.6	56.0	32.1	25.4	26.0	25.0	14.5	0.6	2.7	-18.6	-25.6	-20.9	-21.6	-18.4	-20.0
10.8	10.1	9.1	18.7	17.3	9.4	9.9	10.1	8.1	2.4	5.3	1.1	1.7	2.0	2.6	-0.9	4.8	-1.8	-0.7	1.4	1.2	3.6	-0.5
24.0	9.1	9.6	15.4	8.3	8.5	15.9	11.7	8.9	7.4	6.7	7.2	6.9	15.8	13.6	7.7	9.1	-0.5	-0.3	1.3	1.1	6.1	1.3
-12.6	-13.0	-18.3	-16.1	-18.1	-18.0	-16.0	-5.3	-4.5	-4.8	-5.0	-5.1	-9.1	-6.5	-6.3	-10.9	-1.9	-8.9	-5.3	-5.1	-3.1	-0.7	0.2
8.0	8.2	9.1	9.3	10.2	43.2	44.2	22.3	9.5	4.5	3.1	3.9	1.7	8.8	8.0	4.1	8.7	6.2	6.1	6.3	9.0	7.0	8.6
4.8	7.4	8.5	12.9	11.0	43.5	46.8	34.3	21.5	7.6	5.2	5.4	3.7	9.7	7.6	4.6	9.0	7.1	5.9	7.1	9.9	7.4	7.7
9.7	9.5	11.8	10.3	13.0	30.6	34.6	7.3	2.4	2.7	2.2	1.7	-1.3	7.5	9.0	1.9	5.7	3.5	1.1	0.6	5.8	4.3	6.6
9.0	7.6	7.3	6.1	7.7	52.5	49.2	28.2	8.8	4.1	2.4	4.8	2.6	9.1	7.5	5.5	10.6	7.4	9.7	10.4	11.5	9.2	11.3
10.6	16.2	25.9	22.4	24.9	25.4	26.1	25.8	24.7	16.6	19.0	9.1	6.4	12.4	11.4	4.0	8.4	4.3	4.7	0.6	-0.04	-2.7	-5.3
9.2	16.7	28.3	25.6	28.9	29.3	26.9	29.1	27.8	18.9	22.1	9.3	7.1	13.3	12.6	5.2	8.5	5.5	6.1	1.1	-0.1	-2.8	-6.6
17.2	19.5	24.1	15.7	14.7	15.0	25.2	19.6	19.0	10.3	7.1	4.9	4.6	9.5	3.9	1.0	10.6	4.3	4.6	4.1	4.4	-1.1	-0.3
16.6	7.3	4.4	4.5	4.4	4.8	18.9	4.1	2.3	2.0	5.0	11.9	2.5	5.7	6.6	-4.2	5.5	-7.4	-8.9	-9.7	-5.7	-3.4	2.5
7.3	5.2	4.2	5.1	11.3	47.5	39.4	34.7	21.6	0.5	10.2	12.7	14.0	15.4	15.1	-4.9	17.8	8.9	17.2	11.9	8.6	14.6	9.0
8.4	5.7	4.9	5.3	11.6	54.7	38.7	37.0	22.7	-3.2	11.4	15.3	18.9	18.1	18.6	-8.3	20.7	10.5	22.0	15.0	10.4	19.7	11.3
2.7	3.4	2.0	6.6	12.8	24.0	35.6	15.3	15.6	16.6	7.0	6.5	1.8	8.3	9.0	2.5	10.8	3.9	-0.2	-0.5	-0.7	-4.0	0.3
4.9	5.6	0.8	0.5	8.5	50.7	66.5	60.0	27.6	6.0	7.4	3.4	1.4	5.4	3.5	0.9	9.2	3.0	6.0	5.0	6.2	9.5	5.2
9.6	2.4	6.1	9.4	9.0	12.3	10.5	10.3	9.8	6.8	5.1	6.7	3.7	15.4	4.5	9.8	12.4	12.9	10.8	11.0	10.2	3.0	0.8
13.1	11.2	13.9	13.2	15.7	23.4	23.8	24.4	19.5	12.9	11.8	8.8	6.5	10.3	8.0	-2.0	3.3	-4.0	-3.0	-3.3	-2.4	-1.4	-2.6

Jadual **1.1c** : Nilai Jualan Sektor Pembuatan Mengikut Subsektor: Perubahan Peratusan Bulanan/Suku Tahunan
 Table **1.1c** : Sales Value of Manufacturing Sector by Sub-sector: Monthly/Quarterly Percentage Change

Subsektor Sub-sector	2022				2023			2022		
	Q1	Q2	Q3	Q4	Q1	Q2	Q3	Jan.	Feb.	
1. Makanan, minuman dan tembakau <i>Food, beverages and tobacco</i>	-11.7	24.6	-3.7	0.6	-12.0	2.4	4.5	-5.8	-6.3	
10 Pembuatan produk makanan <i>Manufacture of food products</i>	-12.5	26.8	-4.0	0.3	-12.9	3.0	4.8	-6.2	-6.7	
11 Pembuatan minuman <i>Manufacture of beverages</i>	5.9	-5.1	6.7	0.3	-1.4	-2.3	4.9	6.7	0.3	
12 Pembuatan produk tembakau <i>Manufacture of tobacco products</i>	-8.1	-22.9	-13.2	36.0	29.1	-16.7	-19.0	-14.9	1.0	
2. Tekstil, pakaian, kulit dan kasut <i>Textiles, wearing apparel, leather and footwear</i>	0.4	-6.8	0.3	8.3	-0.3	-4.3	-0.8	-1.1	-3.7	
13 Pembuatan tekstil <i>Manufacture of textiles</i>	1.6	-2.0	-1.9	3.6	-1.7	-1.1	-3.3	-0.1	-5.2	
14 Pembuatan pakaian <i>Manufacture of wearing apparel</i>	-1.5	-10.0	0.6	10.7	2.9	-6.3	0.7	-3.1	-2.0	
15 Pembuatan produk kulit dan barangan berkaitan <i>Manufacture of leather and related products</i>	2.6	-16.5	10.9	20.7	-4.9	-10.3	5.0	1.5	-3.0	
3. Produk kayu, perabot, keluaran kertas dan percetakan <i>Wood products, furniture, paper products and printing</i>	4.4	-17.0	3.7	13.2	4.5	-17.1	1.5	4.1	-8.4	
16 Pembuatan kayu dan produk kayu dan gabus, kecuali perabot; pembuatan bagi artikel jerami dan bahan-bahan anyaman <i>Manufacture of wood and products of wood and cork, except furniture; manufacture of articles of straw and plaiting materials</i>	7.3	-34.8	13.3	25.2	3.8	-33.7	7.6	4.2	-11.0	
17 Pembuatan kertas dan produk kertas <i>Manufacture of paper and paper products</i>	0.9	3.4	2.9	-1.1	5.6	-2.4	0.1	3.6	-5.1	
18 Percetakan dan penerbitan semula media rakaman <i>Printing and reproduction of recorded media</i>	3.8	-7.7	-1.8	14.2	3.8	-9.4	0.1	-0.1	-4.7	
31 Pembuatan perabot <i>Manufacture of furniture</i>	5.1	-23.5	-3.1	21.5	4.6	-20.4	-2.5	7.9	-11.2	
4. Petroleum, kimia, getah dan plastik <i>Petroleum, chemical, rubber and plastic</i>	-2.3	14.7	11.1	-6.6	-9.3	1.1	1.2	1.1	-12.7	
19 Pembuatan kok dan produk petroleum bertapis <i>Manufacture of coke and refined petroleum products</i>	-8.2	32.0	25.4	-9.6	-18.5	1.5	3.4	4.9	-22.8	
20 Pembuatan kimia dan produk kimia <i>Manufacture of chemicals and chemical products</i>	6.7	-8.3	5.1	-0.1	6.0	-9.6	5.2	-1.1	-2.1	
21 Pembuatan produk farmaseutikal asas, kimia perubatan dan botani <i>Manufacture of basic pharmaceutical products and pharmaceutical preparations</i>	0.4	3.7	7.7	-4.5	5.0	-2.7	3.2	5.3	-6.7	
22 Pembuatan produk getah dan plastik <i>Manufacture of rubber and plastics products</i>	-1.2	11.7	-9.1	-5.2	-3.6	11.5	-6.3	-3.0	-6.2	
5. Produk mineral bukan logam, logam asas dan produk logam yang direka <i>Non-metallic mineral products, basic metal and fabricated metal products</i>	4.1	-10.2	-1.5	12.8	6.3	-10.1	-0.6	3.2	-6.6	
23 Pembuatan produk galian bukan logam lain <i>Manufacture of other non-metallic mineral products</i>	11.1	-10.4	-1.0	7.5	12.2	-10.5	-0.3	4.5	-3.6	
24 Pembuatan logam asas <i>Manufacture of basic metals</i>	-1.9	-17.7	4.3	21.4	0.8	-18.8	3.4	0.3	-6.2	
25 Pembuatan produk logam, kecuali mesin dan kelengkapan <i>Manufacture of fabricated metal products, except machinery and equipment</i>	4.5	-3.6	-6.1	9.7	7.0	-2.2	-3.6	4.8	-9.3	
6. Produk elektrik dan elektronik <i>Electrical and electronic products</i>	0.8	3.1	9.2	1.1	-3.3	-1.3	5.2	-8.0	3.5	
26 Pembuatan komputer, produk elektronik dan optikal <i>Manufacture of computer, electronics and optical products</i>	2.8	1.9	10.2	1.1	-2.0	-2.5	5.9	-8.6	6.1	
27 Pembuatan kelengkapan elektrik <i>Manufacture of electrical equipment</i>	-6.7	4.9	11.4	-1.5	-8.0	4.2	10.5	-5.7	-8.3	
28 Pembuatan jentera dan peralatan t.t.t.l. <i>Manufacture of machinery and equipment n.e.c.</i>	-9.6	14.5	-2.7	5.6	-10.8	6.6	-8.5	-4.6	-7.5	
7. Kelengkapan pengangkutan dan pembuatan lain <i>Transport equipment and other manufactures</i>	-11.3	-0.1	1.9	19.5	-5.6	-7.0	7.2	-9.1	-7.1	
29 Pembuatan kenderaan bermotor, treler dan semi treler <i>Manufacture of motor vehicles, trailers and semi-trailers</i>	-14.4	-0.4	4.0	21.6	-5.9	-9.9	12.2	-12.4	-5.9	
30 Pembuatan kelengkapan pengangkutan lain <i>Manufacture of other transport equipment</i>	-5.6	-2.4	-2.5	22.3	-8.7	-3.2	-7.9	-3.3	-10.2	
32 Pembuatan lain <i>Other manufacturing</i>	2.1	13.8	-6.8	-2.5	-0.01	14.9	-5.6	4.8	-8.3	
33 Pembaikan dan pemasangan jentera dan kelengkapan <i>Repair and installation of machinery and equipment</i>	-4.6	-18.0	4.1	30.4	-3.6	-14.9	3.4	-1.7	-13.3	
Pembuatan Manufacturing	Jumlah Total	-2.7	6.8	5.4	1.5	-5.3	-2.3	3.3	-3.4	-5.2

(%)

2023																				
Mac	Apr.	Mei	Jun	Jul.	Ogo.	Sep.	Okt.	Nov.	Dis.	Jan.	Feb.	Mac	Apr.	Mei	Jun	Jul.	Ogo.	Sep.	Okt.	Nov.
1.4	23.4	2.3	2.2	-9.6	4.9	2.5	-1.9	-2.2	2.5	-10.8	-2.6	-1.6	2.1	4.5	-2.1	-2.3	6.2	7.8	1.8	-2.2
1.0	25.0	3.6	2.4	-10.3	4.8	2.8	-2.5	-2.2	2.8	-11.7	-2.5	-2.4	2.7	5.0	-1.4	-2.9	6.2	8.5	1.1	-1.9
6.1	3.9	-18.9	1.1	10.3	6.8	-3.1	5.6	-5.6	-4.1	1.5	-0.4	6.8	0.4	-6.3	-8.0	10.4	5.5	-2.5	12.4	-9.3
9.4	-9.0	-27.4	-8.8	-0.7	12.7	-9.0	35.7	7.5	-6.3	30.3	-11.5	29.7	-20.7	4.9	-30.3	-1.5	11.0	-8.2	33.2	-3.4
2.3	-4.5	-4.9	1.8	0.6	0.7	-0.7	3.7	6.0	1.9	-2.5	-2.4	2.4	-4.8	1.5	-3.6	1.0	0.3	-0.2	4.6	5.5
3.0	-2.5	-3.6	8.7	-3.4	-2.5	-3.1	2.9	3.8	3.5	-3.3	-4.7	4.0	-3.1	2.5	-1.8	-2.9	1.7	-3.8	3.6	3.3
1.5	-4.3	-6.5	-6.4	6.3	1.6	0.6	2.9	8.2	2.9	-2.1	0.9	-0.2	-5.7	1.1	-4.5	5.3	-3.6	2.4	4.0	7.4
2.0	-13.9	-5.1	0.3	1.3	13.7	5.6	9.2	7.7	-7.4	-0.8	-4.6	5.0	-8.8	-0.9	-7.9	2.5	9.6	6.2	10.1	7.4
10.2	-9.9	-15.2	-2.8	1.0	12.5	7.1	1.4	4.3	-0.1	1.5	-0.4	5.5	-12.6	-7.3	-11.0	1.5	13.0	6.5	5.3	3.7
14.9	-22.1	-29.8	-2.7	0.5	41.1	8.2	5.6	2.2	1.2	1.4	-2.6	8.0	-22.3	-20.5	-17.0	1.0	42.3	7.9	11.2	-2.1
12.4	2.8	-9.1	2.7	0.8	5.4	0.1	-0.7	-3.8	1.0	1.9	3.6	5.3	-2.1	-5.7	-3.3	-0.1	6.0	1.5	-0.1	0.1
-0.6	0.1	-9.2	0.8	1.0	-1.7	3.4	-1.8	23.6	-3.3	-1.4	1.7	-1.4	-6.1	-4.8	-0.1	1.1	0.4	1.5	-1.2	16.5
8.1	-15.3	-9.0	-15.5	1.9	3.6	23.5	0.6	7.1	-1.0	3.6	-4.7	7.8	-19.5	7.5	-26.1	6.4	5.2	19.7	11.9	8.6
14.2	6.1	-0.9	13.1	2.8	1.4	-2.8	-2.3	-1.9	-5.3	1.0	-13.4	9.7	-1.9	4.3	-2.8	-0.7	5.0	-2.8	0.8	-3.2
13.2	19.0	5.3	23.9	6.7	2.7	-2.7	-2.1	-4.8	-11.3	5.3	-23.4	3.7	4.5	7.5	-1.8	-2.5	9.2	-3.6	1.8	-6.7
5.4	-11.5	-1.4	5.1	0.1	6.3	-5.8	-4.2	6.6	5.5	-0.6	-1.8	6.0	-14.5	4.3	-1.6	1.2	8.5	-5.9	-1.9	2.4
8.5	0.6	-9.8	21.6	-3.0	0.6	2.4	-3.9	-2.1	-3.1	5.0	1.1	6.4	-4.6	-8.6	10.9	-2.8	2.2	2.2	0.8	-6.6
25.0	4.9	-9.1	0.6	-2.7	-5.4	-0.7	-0.9	-2.2	-1.8	-7.1	-3.5	25.4	-0.3	0.02	-6.5	1.1	-5.2	1.4	1.5	-1.3
3.5	-2.4	-11.2	-1.6	-2.7	7.2	5.3	2.3	3.8	4.8	1.0	-0.1	2.8	-6.0	-7.3	-3.8	-2.8	7.4	8.0	0.4	5.4
5.6	-7.0	-9.4	1.3	1.7	1.2	-3.0	-0.2	11.9	4.1	2.8	1.9	3.6	-9.5	-5.7	-0.4	0.6	2.3	-0.5	-2.4	12.2
3.5	-4.3	-17.0	-9.9	-3.8	24.1	20.2	1.2	-0.3	0.7	-2.6	2.1	4.9	-10.5	-13.8	-11.8	-6.0	23.5	26.4	-0.2	1.9
2.0	3.0	-7.8	2.5	-5.3	0.7	-0.4	5.1	1.9	9.1	2.7	-3.5	0.5	1.1	-3.4	-0.5	-3.3	1.3	0.6	3.0	3.8
12.5	-6.4	-5.1	13.6	-6.6	11.0	5.8	-3.6	-2.1	-2.5	-10.2	9.3	11.5	-12.6	-1.0	9.3	-6.2	6.5	5.1	-6.1	-4.7
13.8	-9.5	-4.3	14.0	-6.9	11.5	7.0	-4.0	-2.2	-3.7	-10.5	12.3	13.1	-15.4	-1.4	10.8	-6.4	6.3	5.8	-6.6	-6.1
10.1	2.8	-7.6	11.8	-0.2	8.8	1.6	-2.5	-4.5	0.9	-6.0	-4.0	4.5	-0.1	1.3	5.5	0.1	8.3	1.8	-7.6	-3.7
1.1	20.0	-9.4	11.5	-10.9	8.3	-1.7	0.2	2.8	5.6	-12.6	-4.5	1.9	7.8	-0.2	-2.0	-12.3	7.4	2.7	2.7	9.1
12.7	1.1	-9.7	0.4	0.5	3.3	7.6	2.1	17.7	-3.6	-8.1	-6.0	12.5	-16.5	11.8	-7.2	8.1	-1.4	4.4	7.8	11.9
12.5	-1.0	-7.5	0.3	2.5	2.9	6.1	1.5	23.2	-3.2	-9.6	-6.6	13.0	-23.5	21.8	-8.2	13.2	-3.0	1.8	10.1	14.6
17.0	4.3	-21.2	6.5	-1.8	1.2	8.3	18.0	-0.4	-5.4	-7.6	-4.5	17.8	-1.9	-14.9	-0.1	-5.6	0.9	8.0	14.1	4.1
2.7	17.0	0.3	-5.4	-9.8	6.2	8.4	-12.3	6.6	-2.9	2.7	-4.6	0.9	14.0	8.6	-10.7	-7.2	5.2	9.6	-9.5	2.5
27.1	-6.6	-32.0	0.6	1.9	10.1	29.7	3.2	9.9	-6.7	-4.5	-3.4	15.1	-1.9	-30.4	1.0	0.03	10.4	28.8	-3.6	7.6
9.8	2.3	-4.0	8.1	-3.3	6.1	2.7	-1.8	0.2	-1.7	-5.4	-1.9	7.6	-7.2	1.3	0.4	-2.4	5.7	3.7	-0.7	-1.1

Jadual **1.2a** : Bilangan Pekerja Bergaji Sektor Pembuatan Mengikut Subsektor
 Table **1.2a** : Number of Paid Employees of Manufacturing Sector by Sub-sector

Subsektor Sub-sector	2021	2022	2022				
			Q1	Q2	Q3	Q4	
1. Makanan, minuman dan tembakau <i>Food, beverages and tobacco</i>	297,901	312,503	302,632	303,341	307,220	312,503	
10 Pembuatan produk makanan <i>Manufacture of food products</i>	280,751	294,898	284,914	285,923	289,878	294,898	
11 Pembuatan minuman <i>Manufacture of beverages</i>	15,951	16,373	16,304	16,247	16,144	16,373	
12 Pembuatan produk tembakau <i>Manufacture of tobacco products</i>	1,199	1,232	1,413	1,170	1,198	1,232	
2. Tekstil, pakaian, kulit dan kasut <i>Textiles, wearing apparel, leather and footwear</i>	82,500	84,022	83,137	82,639	82,292	84,022	
13 Pembuatan tekstil <i>Manufacture of textiles</i>	27,738	27,871	27,585	27,660	27,897	27,871	
14 Pembuatan pakaian <i>Manufacture of wearing apparel</i>	42,474	43,591	43,154	42,708	41,931	43,591	
15 Pembuatan produk kulit dan barangan berkaitan <i>Manufacture of leather and related products</i>	12,288	12,559	12,399	12,272	12,464	12,559	
3. Produk kayu, perabot, keluaran kertas dan percetakan <i>Wood products, furniture, paper products and printing</i>	293,945	300,117	295,043	294,663	295,302	300,117	
16 Pembuatan kayu dan produk kayu dan gabus, kecuali perabot; pembuatan bagi artikel jerami dan bahan-bahan anyaman <i>Manufacture of wood and products of wood and cork, except furniture; manufacture of articles of straw and plaiting materials</i>	93,465	94,044	91,448	92,333	93,204	94,044	
17 Pembuatan kertas dan produk kertas <i>Manufacture of paper and paper products</i>	56,213	58,658	56,974	56,605	57,633	58,658	
18 Percetakan dan penerbitan semula media rakaman <i>Printing and reproduction of recorded media</i>	67,428	70,120	67,661	65,902	65,467	70,120	
31 Pembuatan perabot <i>Manufacture of furniture</i>	76,839	77,294	78,959	79,824	78,998	77,294	
4. Petroleum, kimia, getah dan plastik <i>Petroleum, chemical, rubber and plastic</i>	420,316	431,348	428,403	431,602	433,224	431,348	
19 Pembuatan kok dan produk petroleum bertapis <i>Manufacture of coke and refined petroleum products</i>	17,093	17,817	17,719	17,262	17,651	17,817	
20 Pembuatan kimia dan produk kimia <i>Manufacture of chemicals and chemical products</i>	101,692	104,895	105,228	102,801	102,306	104,895	
21 Pembuatan produk farmaseutikal asas, kimia perubatan dan botani <i>Manufacture of basic pharmaceutical products and pharmaceutical preparations</i>	25,092	27,325	24,800	27,994	28,824	27,325	
22 Pembuatan produk getah dan plastik <i>Manufacture of rubber and plastics products</i>	276,438	281,311	280,656	283,545	284,443	281,311	
5. Produk mineral bukan logam, logam asas dan produk logam yang <i>Non-metallic mineral products, basic metal and fabricated metal</i>	373,358	378,084	376,488	372,058	374,888	378,084	
23 Pembuatan produk galian bukan logam lain <i>Manufacture of other non-metallic mineral products</i>	105,600	107,304	105,181	106,264	107,175	107,304	
24 Pembuatan logam asas <i>Manufacture of basic metals</i>	111,076	111,538	112,250	110,408	111,054	111,538	
25 Pembuatan produk logam, kecuali mesin dan kelengkapan <i>Manufacture of fabricated metal products, except machinery and equipment</i>	156,682	159,242	159,057	155,387	156,659	159,242	
6. Produk elektrik dan elektronik <i>Electrical and electronic products</i>	585,527	615,997	590,903	602,060	611,431	615,997	
26 Pembuatan komputer, produk elektronik dan optikal <i>Manufacture of computer, electronics and optical products</i>	390,477	416,128	394,505	403,586	411,580	416,128	
27 Pembuatan kelengkapan elektrik <i>Manufacture of electrical equipment</i>	102,080	103,580	102,806	102,185	104,235	103,580	
28 Pembuatan jentera dan peralatan t.t.t.l. <i>Manufacture of machinery and equipment n.e.c.</i>	92,969	96,289	93,591	96,289	95,616	96,289	
7. Kelengkapan pengangkutan dan pembuatan lain <i>Transport equipment and other manufactures</i>	206,071	213,364	210,719	211,541	212,603	213,364	
29 Pembuatan kenderaan bermotor, treler dan semi treler <i>Manufacture of motor vehicles, trailers and semi-trailers</i>	83,798	86,835	85,015	85,774	86,316	86,835	
30 Pembuatan kelengkapan pengangkutan lain <i>Manufacture of other transport equipment</i>	41,596	43,427	43,328	42,973	43,725	43,427	
32 Pembuatan lain <i>Other manufacturing</i>	39,222	40,788	39,511	39,779	40,695	40,788	
33 Pembaikan dan pemasangan jentera dan kelengkapan <i>Repair and installation of machinery and equipment</i>	41,456	42,314	42,865	43,016	41,867	42,314	
Pembuatan <i>Manufacturing</i>	Jumlah <i>Total</i>	2,259,619	2,335,435	2,287,325	2,297,905	2,316,961	2,335,435

2023		2022		2023		2022					
Q1	Q2	Q3	(Jan. - Nov.)	(Jan. - Nov.)	Jan.	Feb.	Mac.	Apr.	Mei.	Jun	
318,572	319,899	330,045	309,974	331,484	302,519	302,562	302,632	302,210	302,204	303,341	
300,354	301,781	312,172	292,711	313,598	285,122	284,847	284,914	284,565	284,653	285,923	
16,770	16,865	16,602	16,054	16,622	16,109	16,283	16,304	16,479	16,387	16,247	
1,448	1,254	1,271	1,210	1,264	1,288	1,432	1,413	1,165	1,165	1,170	
85,096	85,266	84,763	83,811	86,006	82,795	83,322	83,137	82,751	83,370	82,639	
28,115	28,376	28,596	27,976	28,433	27,610	27,519	27,585	27,520	27,779	27,660	
43,969	44,071	43,253	43,321	44,583	42,686	43,104	43,154	42,859	43,163	42,708	
13,011	12,818	12,914	12,515	12,990	12,500	12,698	12,399	12,371	12,427	12,272	
301,925	299,830	302,192	300,048	307,012	296,297	296,332	295,043	292,921	295,530	294,663	
92,962	92,665	93,276	94,188	95,049	93,872	93,451	91,448	90,930	93,579	92,333	
59,308	57,626	58,587	58,481	59,133	56,584	57,016	56,974	56,425	56,563	56,605	
70,319	68,955	68,928	69,835	70,901	67,482	67,331	67,661	65,412	65,771	65,902	
79,337	80,585	81,400	77,544	81,929	78,359	78,533	78,959	80,154	79,616	79,824	
434,110	426,332	431,355	430,799	432,707	421,546	420,036	428,403	435,322	434,915	431,602	
18,486	18,149	18,199	17,670	18,453	17,035	17,282	17,719	17,224	17,268	17,262	
107,580	104,293	102,458	104,390	104,131	102,342	102,145	105,228	102,125	102,923	102,801	
26,901	27,916	29,297	27,473	28,071	24,691	24,817	24,800	28,001	27,853	27,994	
281,143	275,974	281,401	281,266	282,053	277,478	275,791	280,656	287,972	286,870	283,545	
379,977	376,792	384,546	375,679	384,301	375,795	374,228	376,488	374,377	374,101	372,058	
105,623	107,408	109,570	107,508	109,659	106,663	104,914	105,181	105,571	106,066	106,264	
112,586	111,152	111,898	111,458	112,006	111,920	112,084	112,250	111,767	111,053	110,408	
161,768	158,233	163,078	156,713	162,636	157,212	157,230	159,057	157,040	156,982	155,387	
615,782	622,533	623,413	614,961	619,211	585,997	589,135	590,903	593,311	595,704	602,060	
414,042	421,479	423,425	414,913	420,728	389,778	391,825	394,505	396,868	399,275	403,586	
104,635	102,547	104,452	103,875	103,012	102,398	102,254	102,806	101,638	101,558	102,185	
97,105	98,507	95,536	96,173	95,471	93,820	95,057	93,591	94,805	94,870	96,289	
215,807	214,921	216,437	212,798	216,662	209,197	210,312	210,719	210,578	210,863	211,541	
87,037	87,085	87,567	86,315	87,590	84,390	85,095	85,015	85,024	84,900	85,774	
44,253	43,751	44,053	43,603	44,156	42,840	43,045	43,328	42,914	42,862	42,973	
40,934	40,492	41,202	40,708	41,317	39,437	39,702	39,511	39,543	39,753	39,779	
43,583	43,593	43,616	42,172	43,599	42,529	42,470	42,865	43,097	43,347	43,016	
2,351,269	2,345,574	2,372,752	2,328,070	2,377,383	2,274,146	2,275,927	2,287,325	2,291,470	2,296,686	2,297,905	

Jadual **1.2a** : Bilangan Pekerja Bergaji Sektor Pembuatan Mengikut Subsektor (samb.)
 Table : Number of Paid Employees of Manufacturing Sector by Sub-sector (cont.)

Subsektor		Jul.	Ogo.	Sep.	Okt.	Nov.
1. Makanan, minuman dan tembakau		304,381	304,832	307,220	307,965	309,974
Food, beverages and tobacco						
10	Pembuatan produk makanan Manufacture of food products	287,015	287,594	289,878	290,649	292,711
11	Pembuatan minuman Manufacture of beverages	16,202	16,129	16,144	16,114	16,054
12	Pembuatan produk tembakau Manufacture of tobacco products	1,164	1,109	1,198	1,202	1,210
2. Tekstil, pakaian, kulit dan kasut		81,862	81,858	82,292	81,849	83,811
Textiles, wearing apparel, leather and footwear						
13	Pembuatan tekstil Manufacture of textiles	27,505	27,647	27,897	27,872	27,976
14	Pembuatan pakaian Manufacture of wearing apparel	42,220	41,905	41,931	41,479	43,321
15	Pembuatan produk kulit dan barangan berkaitan Manufacture of leather and related products	12,137	12,307	12,464	12,498	12,515
3. Produk kayu, perabot, keluaran kertas dan percetakan		292,698	292,935	295,302	298,664	300,048
Wood products, furniture, paper products and printing						
16	Pembuatan kayu dan produk kayu dan gabus, kecuali perabot; pembuatan bagi artikel jerami dan bahan-bahan anyaman Manufacture of wood and products of wood and cork, except furniture; manufacture of articles of straw and plaiting materials	91,869	92,040	93,204	93,340	94,188
17	Pembuatan kertas dan produk kertas Manufacture of paper and paper products	56,767	56,700	57,633	58,303	58,481
18	Percetakan dan penerbitan semula media rakaman Printing and reproduction of recorded media	65,724	65,699	65,467	68,259	69,835
31	Pembuatan perabot Manufacture of furniture	78,338	78,497	78,998	78,762	77,544
4. Petroleum, kimia, getah dan plastik		432,621	432,825	433,224	432,250	430,799
Petroleum, chemical, rubber and plastic						
19	Pembuatan kok dan produk petroleum bertapis Manufacture of coke and refined petroleum products	17,640	17,686	17,651	17,646	17,670
20	Pembuatan kimia dan produk kimia Manufacture of chemicals and chemical products	102,703	102,421	102,306	103,621	104,390
21	Pembuatan produk farmaseutikal asas, kimia perubatan dan botani Manufacture of basic pharmaceutical products and pharmaceutical preparations	28,379	28,682	28,824	28,855	27,473
22	Pembuatan produk getah dan plastik Manufacture of rubber and plastics products	283,899	284,037	284,443	282,128	281,266
5. Produk mineral bukan logam, logam asas dan produk logam yang direka		373,089	373,337	374,888	375,558	375,679
Non-metallic mineral products, basic metal and fabricated metal products						
23	Pembuatan produk galian bukan logam lain Manufacture of other non-metallic mineral products	107,000	106,813	107,175	107,067	107,508
24	Pembuatan logam asas Manufacture of basic metals	110,892	110,780	111,054	111,993	111,458
25	Pembuatan produk logam, kecuali mesin dan kelengkapan Manufacture of fabricated metal products, except machinery and equipment	155,197	155,745	156,659	156,498	156,713
6. Produk elektrik dan elektronik		603,601	611,200	611,431	611,800	614,961
Electrical and electronic products						
26	Pembuatan komputer, produk elektronik dan optikal Manufacture of computer, electronics and optical products	405,675	411,047	411,580	410,859	414,913
27	Pembuatan kelengkapan elektrik Manufacture of electrical equipment	102,256	104,335	104,235	104,814	103,875
28	Pembuatan jentera dan peralatan t.t.t.l. Manufacture of machinery and equipment n.e.c.	95,670	95,818	95,616	96,128	96,173
7. Kelengkapan pengangkutan dan pembuatan lain		212,654	212,365	212,603	213,094	212,798
Transport equipment and other manufactures						
29	Pembuatan kenderaan bermotor, treler dan semi treler Manufacture of motor vehicles, trailers and semi-trailers	86,035	86,090	86,316	86,386	86,315
30	Pembuatan kelengkapan pengangkutan lain Manufacture of other transport equipment	43,240	43,405	43,725	43,686	43,603
32	Pembuatan lain Other manufacturing	40,553	40,594	40,695	40,669	40,708
33	Pembaikan dan pemasangan jentera dan kelengkapan Repair and installation of machinery and equipment	42,826	42,276	41,867	42,353	42,172
Pembuatan Manufacturing		2,300,906	2,309,353	2,316,961	2,321,179	2,328,070
Jumlah Total						

2023											
Dis.	Jan.	Feb.	Mac.	Apr.	Mei.	Jun	Jul.	Ogo.	Sep.	Okt.	Nov.
312,503	316,809	319,546	318,572	319,127	319,956	319,899	321,987	323,631	330,045	331,773	331,484
294,898	298,930	301,386	300,354	301,010	301,817	301,781	303,808	305,925	312,172	313,811	313,598
16,373	16,583	16,717	16,770	16,843	16,874	16,865	16,952	16,539	16,602	16,689	16,622
1,232	1,296	1,443	1,448	1,274	1,266	1,254	1,227	1,167	1,271	1,272	1,264
84,022	84,837	84,831	85,096	85,098	85,729	85,266	84,366	84,095	84,763	84,368	86,006
27,871	28,095	27,854	28,115	28,228	28,559	28,376	28,140	28,549	28,596	28,519	28,433
43,591	43,879	43,863	43,969	44,052	44,258	44,071	43,521	42,881	43,253	42,777	44,583
12,559	12,863	13,114	13,011	12,818	12,912	12,818	12,704	12,664	12,914	13,072	12,990
300,117	302,697	303,581	301,925	300,971	302,970	299,830	298,729	300,621	302,192	306,093	307,012
94,044	94,568	95,214	92,962	92,289	94,135	92,665	92,456	92,885	93,276	94,039	95,049
58,658	58,843	59,436	59,308	58,624	57,792	57,626	57,112	57,618	58,587	59,353	59,133
70,120	70,262	69,878	70,319	69,596	70,361	68,955	68,890	69,227	68,928	70,157	70,901
77,294	79,024	79,053	79,337	80,462	80,682	80,585	80,271	80,892	81,400	82,545	81,929
431,348	430,230	431,616	434,110	433,318	431,202	426,332	429,348	431,511	431,355	432,901	432,707
17,817	17,783	17,989	18,486	18,239	18,209	18,149	18,202	18,349	18,199	18,408	18,453
104,895	105,650	105,966	107,580	104,791	104,624	104,293	102,983	103,371	102,458	103,829	104,131
27,325	26,805	26,916	26,901	28,360	28,019	27,916	28,446	29,157	29,297	29,415	28,071
281,311	279,992	280,746	281,143	281,929	280,350	275,974	279,717	280,635	281,401	281,249	282,053
378,084	380,545	379,566	379,977	377,496	379,292	376,792	377,958	381,483	384,546	384,787	384,301
107,304	107,769	105,797	105,623	106,049	106,908	107,408	107,795	108,712	109,570	109,021	109,659
111,538	112,701	112,481	112,586	111,977	112,081	111,152	111,101	110,940	111,898	112,805	112,006
159,242	160,075	161,289	161,768	159,471	160,304	158,233	159,061	161,831	163,078	162,961	162,636
615,997	611,164	615,055	615,782	618,326	620,571	622,533	610,281	617,325	623,413	621,335	619,211
416,128	410,422	413,081	414,042	417,662	421,194	421,479	411,396	416,465	423,425	421,955	420,728
103,580	103,746	103,887	104,635	103,268	102,562	102,547	102,879	104,815	104,452	104,048	103,012
96,289	96,996	98,086	97,105	97,395	96,815	98,507	96,005	96,046	95,536	95,332	95,471
213,364	215,669	215,772	215,807	214,822	216,027	214,921	217,455	216,445	216,437	216,981	216,662
86,835	87,000	87,089	87,037	86,924	87,437	87,085	87,860	87,475	87,567	87,763	87,590
43,427	44,293	44,313	44,253	43,711	43,826	43,751	44,400	43,820	44,053	44,038	44,156
40,788	40,916	40,892	40,934	40,503	40,738	40,492	41,070	41,066	41,202	41,335	41,317
42,314	43,460	43,478	43,583	43,684	44,026	43,593	44,126	44,084	43,616	43,845	43,599
2,335,435	2,341,951	2,349,967	2,351,269	2,349,159	2,355,748	2,345,574	2,340,123	2,355,111	2,372,752	2,378,238	2,377,383

Jadual **1.2b** : Bilangan Pekerja Bergaji Sektor Pembuatan Mengikut Subsektor: Perubahan Peratusan Tahunan
 Table **1.2b** : Number of Paid Employees of Manufacturing Sector by Sub-sector: Annual Percentage Change

Subsektor Sub-sector	2021	2022	2022			2023			2022 (Jan. - Nov.)	2023 (Jan. - Nov.)			
			Q1	Q2	Q3	Q4	Q1	Q2			Q3		
1. Makanan, minuman dan tembakau <i>Food, beverages and tobacco</i>	2.4	4.9	1.3	1.6	2.7	4.9	5.3	5.5	7.4	4.3	6.9		
10 Pembuatan produk makanan <i>Manufacture of food products</i>	2.5	5.0	1.3	1.5	2.8	5.0	5.4	5.5	7.7	4.5	7.1		
11 Pembuatan minuman <i>Manufacture of beverages</i>	1.7	2.6	1.2	3.9	0.7	2.6	2.9	3.8	2.8	1.9	3.5		
12 Pembuatan produk tembakau <i>Manufacture of tobacco products</i>	3.3	2.8	0.1	1.7	0.2	2.8	2.4	7.1	6.1	0.9	4.5		
2. Tekstil, pakaian, kulit dan kasut <i>Textiles, wearing apparel, leather and footwear</i>	2.5	1.8	2.0	4.6	4.3	1.8	2.4	3.2	3.0	2.1	2.6		
13 Pembuatan tekstil <i>Manufacture of textiles</i>	3.9	0.5	0.7	2.3	2.2	0.5	1.9	2.6	2.5	1.6	1.6		
14 Pembuatan pakaian <i>Manufacture of wearing apparel</i>	1.3	2.6	2.4	5.9	5.8	2.6	1.9	3.2	3.2	2.5	2.9		
15 Pembuatan produk kulit dan barangan berkaitan <i>Manufacture of leather and related products</i>	3.8	2.2	3.2	5.6	4.0	2.2	4.9	4.5	3.6	1.7	3.8		
3. Produk kayu, perabot, keluaran kertas dan percetakan <i>Wood products, furniture, paper products and printing</i>	3.4	2.1	2.9	5.9	2.5	2.1	2.3	1.8	2.3	1.7	2.3		
16 Pembuatan kayu dan produk kayu dan gabus, kecuali perabot; pembuatan bagi artikel jerami dan bahan-bahan anyaman <i>Manufacture of wood and products of wood and cork, except furniture; manufacture of articles of straw and plaiting materials</i>	2.6	0.6	1.4	3.9	0.1	0.6	1.7	0.4	0.1	0.1	0.9		
17 Pembuatan kertas dan produk kertas <i>Manufacture of paper and paper products</i>	3.5	4.3	3.0	4.4	5.1	4.3	4.1	1.8	1.7	3.3	1.1		
18 Percetakan dan penerbitan semula media rakaman <i>Printing and reproduction of recorded media</i>	3.7	4.0	3.1	4.5	4.7	4.0	3.9	4.6	5.3	4.1	1.5		
31 Pembuatan perabot <i>Manufacture of furniture</i>	4.0	0.6	4.4	10.7	1.9	0.6	0.5	1.0	3.0	0.4	5.7		
4. Petroleum, kimia, getah dan plastik <i>Petroleum, chemical, rubber and plastic</i>	0.7	2.6	1.0	1.0	2.5	2.6	1.3	-1.2	-0.4	2.4	0.4		
19 Pembuatan kok dan produk petroleum bertapis <i>Manufacture of coke and refined petroleum products</i>	2.8	4.2	3.0	2.7	2.9	4.2	4.3	5.1	3.1	4.1	4.4		
20 Pembuatan kimia dan produk kimia <i>Manufacture of chemicals and chemical products</i>	0.3	3.1	0.2	1.1	1.0	3.1	2.2	1.5	0.1	2.3	-0.2		
21 Pembuatan produk farmaseutikal asas, kimia perubatan dan botani <i>Manufacture of basic pharmaceutical products and pharmaceutical preparations</i>	7.5	8.9	5.9	6.6	8.6	8.9	8.5	-0.3	1.6	9.7	2.2		
22 Pembuatan produk getah dan plastik <i>Manufacture of rubber and plastics products</i>	0.2	1.8	0.8	0.3	2.4	1.8	0.2	-2.7	-1.1	1.7	0.3		
5. Produk mineral bukan logam, logam asas dan produk logam yang direka <i>Non-metallic mineral products, basic metal and fabricated metal products</i>	1.3	1.3	0.7	2.6	2.6	1.3	0.9	1.3	2.6	1.9	2.3		
23 Pembuatan produk galian bukan logam lain <i>Manufacture of other non-metallic mineral products</i>	2.1	1.6	0.9	3.4	3.2	1.6	0.4	1.1	2.2	2.9	2.0		
24 Pembuatan logam asas <i>Manufacture of basic metals</i>	0.4	0.4	0.5	2.3	3.9	0.4	0.3	0.7	0.8	2.7	0.5		
25 Pembuatan produk logam, kecuali mesin dan kelengkapan <i>Manufacture of fabricated metal products, except machinery and equipment</i>	1.3	1.6	0.7	2.3	1.3	1.6	1.7	1.8	4.1	0.8	3.8		
6. Produk elektrik dan elektronik <i>Electrical and electronic products</i>	5.3	5.2	5.0	5.9	6.6	5.2	4.2	3.4	2.0	5.4	0.7		
26 Pembuatan komputer, produk elektronik dan optikal <i>Manufacture of computer, electronics and optical products</i>	6.8	6.6	6.5	7.2	7.8	6.6	5.0	4.4	2.9	6.5	1.4		
27 Pembuatan kelengkapan elektrik <i>Manufacture of electrical equipment</i>	3.4	1.5	3.2	4.0	3.9	1.5	1.8	0.4	0.2	2.9	-0.8		
28 Pembuatan jentera dan peralatan t.t.t.l. <i>Manufacture of machinery and equipment n.e.c.</i>	1.1	3.6	1.2	2.8	4.4	3.6	3.8	2.3	-0.1	3.2	-0.7		
7. Kelengkapan pengangkutan dan pembuatan lain <i>Transport equipment and other manufactures</i>	2.3	3.5	2.3	5.1	4.3	3.5	2.4	1.6	1.8	3.0	1.8		
29 Pembuatan kenderaan bermotor, treler dan semi treler <i>Manufacture of motor vehicles, trailers and semi-trailers</i>	1.0	3.6	2.1	3.7	4.0	3.6	2.4	1.5	1.4	3.2	1.5		
30 Pembuatan kelengkapan pengangkutan lain <i>Manufacture of other transport equipment</i>	0.8	4.4	0.5	5.6	5.1	4.4	2.1	1.8	0.7	3.8	1.3		
32 Pembuatan lain <i>Other manufacturing</i>	5.6	4.0	2.4	4.9	6.6	4.0	3.6	1.8	1.2	4.4	1.5		
33 Pembaikan dan pemasangan jentera dan kelengkapan <i>Repair and installation of machinery and equipment</i>	3.7	2.1	4.3	7.5	2.1	2.1	1.7	1.3	4.2	0.6	3.4		
Pembuatan <i>Manufacturing</i>	Jumlah	Total	2.7	3.4	2.4	3.7	3.8	3.4	2.8	2.1	2.4	3.3	2.1

2022												2023										
Jan.	Feb.	Mac	Apr.	Mei	Jun	Jul.	Ogo.	Sep.	Okt.	Nov.	Dis.	Jan.	Feb.	Mac	Apr.	Mei	Jun	Jul.	Ogo.	Sep.	Okt.	Nov.
1.3	1.2	1.3	1.1	1.5	1.6	1.5	2.8	2.7	4.3	4.3	4.9	4.7	5.6	5.3	5.6	5.9	5.5	5.8	6.2	7.4	7.7	6.9
1.3	1.2	1.3	1.0	1.4	1.5	1.4	2.9	2.8	4.4	4.5	5.0	4.8	5.8	5.4	5.8	6.0	5.5	5.9	6.4	7.7	8.0	7.1
0.8	1.3	1.2	3.2	3.4	3.9	3.7	0.8	0.7	2.2	1.9	2.6	2.9	2.7	2.9	2.2	3.0	3.8	4.6	2.5	2.8	3.6	3.5
3.6	0.2	0.1	1.1	0.7	1.7	4.6	4.5	0.2	0.4	0.9	2.8	0.6	0.8	2.4	9.3	8.7	7.1	5.4	5.2	6.1	5.8	4.5
2.0	2.1	2.0	1.7	1.4	4.6	4.5	3.7	4.3	3.5	2.1	1.8	2.5	1.8	2.4	2.8	2.8	3.2	3.1	2.7	3.0	3.1	2.6
1.3	0.9	0.7	0.5	0.3	2.3	2.4	2.0	2.2	1.8	1.6	0.5	1.8	1.2	1.9	2.6	2.8	2.6	2.3	3.3	2.5	2.3	1.6
1.9	2.2	2.4	2.1	1.7	5.9	5.5	4.2	5.8	5.2	2.5	2.6	2.8	1.8	1.9	2.8	2.5	3.2	3.1	2.3	3.2	3.1	2.9
4.0	4.1	3.2	2.7	2.9	5.6	6.2	5.8	4.0	2.1	1.7	2.2	2.9	3.3	4.9	3.6	3.9	4.5	4.7	2.9	3.6	4.6	3.8
3.1	3.2	2.9	2.7	2.7	5.9	5.1	4.9	2.5	2.8	1.7	2.1	2.2	2.4	2.3	2.7	2.5	1.8	2.1	2.6	2.3	2.5	2.3
2.0	2.5	1.4	0.9	1.0	3.9	1.0	0.6	0.1	0.4	0.1	0.6	0.7	1.9	1.7	1.5	0.6	0.4	0.6	0.9	0.1	0.7	0.9
2.8	3.0	3.0	2.7	3.2	4.4	5.3	5.2	5.1	4.8	3.3	4.3	4.0	4.2	4.1	3.9	2.2	1.8	0.6	1.6	1.7	1.8	1.1
3.5	3.2	3.1	2.7	3.0	4.5	4.7	4.5	4.7	4.9	4.1	4.0	4.1	3.8	3.9	6.4	7.0	4.6	4.8	5.4	5.3	2.8	1.5
4.4	4.3	4.4	4.6	4.2	10.7	10.8	10.7	1.9	2.3	0.4	0.6	0.8	0.7	0.5	0.4	1.3	1.0	2.5	3.1	3.0	4.8	5.7
0.1	0.0	1.0	1.2	1.3	1.0	1.7	2.0	2.5	2.0	2.4	2.6	2.1	2.8	1.3	-0.5	-0.9	-1.2	-0.8	-0.3	-0.4	0.2	0.4
1.5	2.9	3.0	2.8	3.0	2.7	2.9	3.2	2.9	3.4	4.1	4.2	4.4	4.1	4.3	5.9	5.4	5.1	3.2	3.8	3.1	4.3	4.4
0.2	0.1	0.2	0.7	1.2	1.1	1.2	1.1	1.0	1.1	2.3	3.1	3.2	3.7	2.2	2.6	1.7	1.5	0.3	0.9	0.1	0.2	-0.2
5.8	5.7	5.9	6.0	6.2	6.6	7.2	7.3	8.6	9.4	9.7	8.9	8.6	8.5	8.5	1.3	0.6	-0.3	0.2	1.7	1.6	1.9	2.2
-0.5	-0.6	0.8	0.9	0.8	0.3	1.2	1.7	2.4	1.6	1.7	1.8	0.9	1.8	0.2	-2.1	-2.3	-2.7	-1.5	-1.2	-1.1	-0.3	0.3
0.8	0.8	0.7	1.0	1.3	2.6	3.2	3.2	2.6	2.2	1.9	1.3	1.3	1.4	0.9	0.8	1.4	1.3	1.3	2.2	2.6	2.5	2.3
1.3	1.2	0.9	0.6	1.2	3.4	3.6	3.4	3.2	3.1	2.9	1.6	1.0	0.8	0.4	0.5	0.8	1.1	0.7	1.8	2.2	1.8	2.0
0.1	0.6	0.5	2.1	2.0	2.3	4.3	4.1	3.9	3.4	2.7	0.4	0.7	0.4	0.3	0.2	0.9	0.7	0.2	0.1	0.8	0.7	0.5
1.0	0.6	0.7	0.5	0.8	2.3	2.2	2.5	1.3	0.7	0.8	1.6	1.8	2.6	1.7	1.5	2.1	1.8	2.5	3.9	4.1	4.1	3.8
4.8	4.7	5.0	5.2	5.2	5.9	6.7	6.9	6.6	5.6	5.4	5.2	4.3	4.4	4.2	4.2	4.2	3.4	1.1	1.0	2.0	1.6	0.7
6.2	6.0	6.5	6.4	6.5	7.2	7.8	8.1	7.8	6.3	6.5	6.6	5.3	5.4	5.0	5.2	5.5	4.4	1.4	1.3	2.9	2.7	1.4
2.8	3.1	3.2	3.3	3.2	4.0	4.7	4.8	3.9	3.7	2.9	1.5	1.3	1.6	1.8	1.6	1.0	0.4	0.6	0.5	0.2	-0.7	-0.8
1.4	1.3	1.2	2.0	2.5	2.8	4.4	4.5	4.4	5.0	3.2	3.6	3.4	3.2	3.8	2.7	2.0	2.3	0.4	0.2	-0.1	-0.8	-0.7
1.8	1.7	2.3	3.0	3.4	5.1	5.7	5.5	4.3	3.7	3.0	3.5	3.1	2.6	2.4	2.0	2.4	1.6	2.3	1.9	1.8	1.8	1.8
1.8	1.9	2.1	1.8	2.0	3.7	4.7	4.9	4.0	3.3	3.2	3.6	3.1	2.3	2.4	2.2	3.0	1.5	2.1	1.6	1.4	1.6	1.5
0.1	0.4	0.5	3.7	3.8	5.6	6.4	6.9	5.1	4.1	3.8	4.4	3.4	2.9	2.1	1.9	2.3	1.8	2.7	1.0	0.7	0.8	1.3
2.9	2.6	2.4	2.6	3.5	4.9	6.7	6.9	6.6	5.8	4.4	4.0	3.7	3.0	3.6	2.4	2.5	1.8	1.3	1.2	1.2	1.6	1.5
2.6	1.7	4.3	5.0	5.8	7.5	6.1	4.0	2.1	1.8	0.6	2.1	2.2	2.4	1.7	1.4	1.6	1.3	3.0	4.3	4.2	3.5	3.4
2.2	2.1	2.4	2.5	2.7	3.7	4.1	4.3	3.8	3.6	3.3	3.4	3.0	3.3	2.8	2.5	2.6	2.1	1.7	2.0	2.4	2.5	2.1

Jadual **1.2c** : Bilangan Pekerja Bergaji Sektor Pembuatan Mengikut Subsektor: Perubahan Peratusan Bulanan/Suku Tahunan
 Table **1.2c** : Number of Paid Employees of Manufacturing Sector by Sub-sector: Monthly/Quarterly Percentage Change

Subsektor Sub-sector	2022				2023			2022		
	Q1	Q2	Q3	Q4	Q1	Q2	Q3	Jan.	Feb.	
1. Makanan, minuman dan tembakau <i>Food, beverages and tobacco</i>	1.6	0.2	1.3	1.7	1.9	0.4	3.2	1.6	0.01	
10 Pembuatan produk makanan <i>Manufacture of food products</i>	1.5	0.4	1.4	1.7	1.9	0.5	3.4	1.6	-0.1	
11 Pembuatan minuman <i>Manufacture of beverages</i>	2.2	-0.4	-0.6	1.4	2.4	0.6	-1.6	1.0	1.1	
12 Pembuatan produk tembakau <i>Manufacture of tobacco products</i>	17.9	-17.2	2.4	2.8	17.5	-13.4	1.4	7.5	11.1	
2. Tekstil, pakaian, kulit dan kasut <i>Textiles, wearing apparel, leather and footwear</i>	0.8	-0.6	-0.4	2.1	1.3	0.2	-0.6	0.4	0.6	
13 Pembuatan tekstil <i>Manufacture of textiles</i>	-0.6	0.3	0.9	-0.1	0.9	0.9	0.8	-0.5	-0.3	
14 Pembuatan pakaian <i>Manufacture of wearing apparel</i>	1.6	-1.0	-1.8	4.0	0.9	0.2	-1.9	0.5	1.0	
15 Pembuatan produk kulit dan barangan berkaitan <i>Manufacture of leather and related products</i>	0.9	-1.0	1.6	0.8	3.6	-1.5	0.7	1.7	1.6	
3. Produk kayu, perabot, keluaran kertas dan percetakan <i>Wood products, furniture, paper products and printing</i>	0.4	-0.1	0.2	1.6	0.6	-0.7	0.8	0.8	0.01	
16 Pembuatan kayu dan produk kayu dan gabus, kecuali perabot; pembuatan bagi artikel jerami dan bahan-bahan anyaman <i>Manufacture of wood and products of wood and cork, except furniture; manufacture of articles of straw and plaiting materials</i>	-2.2	1.0	0.9	0.9	-1.2	-0.3	0.7	0.4	-0.4	
17 Pembuatan kertas dan produk kertas <i>Manufacture of paper and paper products</i>	1.4	-0.6	1.8	1.8	1.1	-2.8	1.7	0.7	0.8	
18 Percetakan dan penerbitan semula media rakaman <i>Printing and reproduction of recorded media</i>	0.3	-2.6	-0.7	7.1	0.3	-1.9	-0.04	0.1	-0.2	
31 Pembuatan perabot <i>Manufacture of furniture</i>	2.8	1.1	-1.0	-2.2	2.6	1.6	1.0	2.0	0.2	
4. Petroleum, kimia, getah dan plastik <i>Petroleum, chemical, rubber and plastic</i>	1.9	0.7	0.4	-0.4	0.6	-1.8	1.2	0.3	-0.4	
19 Pembuatan kok dan produk petroleum bertapis <i>Manufacture of coke and refined petroleum products</i>	3.7	-2.6	2.3	0.9	3.8	-1.8	0.3	-0.3	1.5	
20 Pembuatan kimia dan produk kimia <i>Manufacture of chemicals and chemical products</i>	3.5	-2.3	-0.5	2.5	2.6	-3.1	-1.8	0.6	-0.2	
21 Pembuatan produk farmaseutikal asas, kimia perubatan dan botani <i>Manufacture of basic pharmaceutical products and pharmaceutical preparations</i>	-1.2	12.9	3.0	-5.2	-1.6	3.8	4.9	-1.6	0.5	
22 Pembuatan produk getah dan plastik <i>Manufacture of rubber and plastics products</i>	1.5	1.0	0.3	-1.1	-0.1	-1.8	2.0	0.4	-0.6	
5. Produk mineral bukan logam, logam asas dan produk logam yang direka <i>Non-metallic mineral products, basic metal and fabricated metal products</i>	0.8	-1.2	0.8	0.9	0.5	-0.8	2.1	0.7	-0.4	
23 Pembuatan produk galian bukan logam lain <i>Manufacture of other non-metallic mineral products</i>	-0.4	1.0	0.9	0.1	-1.6	1.7	2.0	1.0	-1.6	
24 Pembuatan logam asas <i>Manufacture of basic metals</i>	1.1	-1.6	0.6	0.4	0.9	-1.3	0.7	0.8	0.1	
25 Pembuatan produk logam, kecuali mesin dan kelengkapan <i>Manufacture of fabricated metal products, except machinery and equipment</i>	1.5	-2.3	0.8	1.6	1.6	-2.2	3.1	0.3	0.01	
6. Produk elektrik dan elektronik <i>Electrical and electronic products</i>	0.9	1.9	1.6	0.7	-0.03	1.1	0.1	0.1	0.5	
26 Pembuatan komputer, produk elektronik dan optikal <i>Manufacture of computer, electronics and optical products</i>	1.0	2.3	2.0	1.1	-0.5	1.8	0.5	-0.2	0.5	
27 Pembuatan kelengkapan elektrik <i>Manufacture of electrical equipment</i>	0.7	-0.6	2.0	-0.6	1.0	-2.0	1.9	0.3	-0.1	
28 Pembuatan jentera dan peralatan t.t.t.l. <i>Manufacture of machinery and equipment n.e.c.</i>	0.7	2.9	-0.7	0.7	0.8	1.4	-3.0	0.9	1.3	
7. Kelengkapan pengangkutan dan pembuatan lain <i>Transport equipment and other manufactures</i>	2.3	0.4	0.5	0.4	1.1	-0.4	0.7	1.5	0.5	
29 Pembuatan kenderaan bermotor, treler dan semi treler <i>Manufacture of motor vehicles, trailers and semi-trailers</i>	1.5	0.9	0.6	0.6	0.2	0.1	0.6	0.7	0.8	
30 Pembuatan kelengkapan pengangkutan lain <i>Manufacture of other transport equipment</i>	4.2	-0.8	1.7	-0.7	1.9	-1.1	0.7	3.0	0.5	
32 Pembuatan lain <i>Other manufacturing</i>	0.7	0.7	2.3	0.2	0.4	-1.1	1.8	0.5	0.7	
33 Pembaikan dan pemasangan jentera dan kelengkapan <i>Repair and installation of machinery and equipment</i>	3.4	0.4	-2.7	1.1	3.0	0.02	0.1	2.6	-0.1	
Pembuatan <i>Manufacturing</i>	Jumlah <i>Total</i>	1.2	0.5	0.8	0.8	0.7	-0.2	1.2	0.6	0.1

2023																				
Mac	Apr.	Mei	Jun	Jul.	Ogo.	Sep.	Okt.	Nov.	Dis.	Jan.	Feb.	Mac	Apr.	Mei	Jun	Jul.	Ogo.	Sep.	Okt.	Nov.
0.02	-0.1	0.0	0.4	0.3	0.1	0.8	0.2	0.7	0.8	1.4	0.9	-0.3	0.2	0.3	-0.02	0.7	0.5	2.0	0.5	-0.1
0.02	-0.1	0.03	0.4	0.4	0.2	0.8	0.3	0.7	0.7	1.4	0.8	-0.3	0.2	0.3	-0.01	0.7	0.7	2.0	0.5	-0.1
0.1	1.1	-0.6	-0.9	-0.3	-0.4	0.1	-0.2	-0.4	2.0	1.3	0.8	0.3	0.4	0.2	-0.1	0.5	-2.4	0.4	0.5	-0.4
-1.3	-17.5	-0.1	0.5	-0.5	-4.8	8.1	0.3	0.6	1.8	5.2	11.4	0.3	-12.0	-0.6	-1.0	-2.2	-4.9	8.9	0.1	-0.7
-0.2	-0.5	0.7	-0.9	-0.9	0.0	0.5	-0.5	2.4	0.3	1.0	-0.01	0.3	0.0	0.7	-0.5	-1.1	-0.3	0.8	-0.5	1.9
0.2	-0.2	0.9	-0.4	-0.6	0.5	0.9	-0.1	0.4	-0.4	0.8	-0.9	0.9	0.4	1.2	-0.6	-0.8	1.5	0.2	-0.3	-0.3
0.1	-0.7	0.7	-1.1	-1.1	-0.7	0.1	-1.1	4.4	0.6	0.7	-0.04	0.2	0.2	0.5	-0.4	-1.2	-1.5	0.9	-1.1	4.2
-2.4	-0.2	0.5	-1.2	-1.1	1.4	1.3	0.3	0.1	0.4	2.4	1.9	-0.8	-1.5	0.7	-0.7	-0.9	-0.3	2.0	1.2	-0.6
-0.4	-0.7	0.9	-0.3	-0.7	0.1	0.8	1.1	0.5	0.02	0.9	0.3	-0.5	-0.3	0.7	-1.0	-0.4	0.6	0.5	1.3	0.3
-2.1	-0.6	2.9	-1.3	-0.5	0.2	1.3	0.1	0.9	-0.2	0.6	0.7	-2.4	-0.7	2.0	-1.6	-0.2	0.5	0.4	0.8	1.1
-0.1	-1.0	0.2	0.1	0.3	-0.1	1.6	1.2	0.3	0.3	0.3	1.0	-0.2	-1.2	-1.4	-0.3	-0.9	0.9	1.7	1.3	-0.4
0.5	-3.3	0.6	0.2	-0.3	-0.04	-0.4	4.3	2.3	0.4	0.2	-0.5	0.6	-1.0	1.1	-2.0	-0.1	0.5	-0.4	1.8	1.1
0.5	1.5	-0.7	0.3	-1.9	0.2	0.6	-0.3	-1.5	-0.3	2.2	0.04	0.4	1.4	0.3	-0.1	-0.4	0.8	0.6	1.4	-0.7
2.0	1.6	-0.1	-0.8	0.2	0.05	0.1	-0.2	-0.3	0.1	-0.3	0.3	0.6	-0.2	-0.5	-1.1	0.7	0.5	-0.04	0.4	-0.04
2.5	-2.8	0.3	-0.04	2.2	0.3	-0.2	-0.03	0.1	0.8	-0.2	1.2	2.8	-1.3	-0.2	-0.3	0.3	0.8	-0.8	1.2	0.2
3.0	-2.9	0.8	-0.1	-0.1	-0.3	-0.1	1.3	0.7	0.5	0.7	0.3	1.5	-2.6	-0.2	-0.3	-1.3	0.4	-0.9	1.3	0.3
-0.1	12.9	-0.5	0.5	1.4	1.1	0.5	0.1	-4.8	-0.5	-1.9	0.4	-0.1	5.4	-1.2	-0.4	1.9	2.5	0.5	0.4	-4.6
1.8	2.6	-0.4	-1.2	0.1	0.05	0.1	-0.8	-0.3	0.02	-0.5	0.3	0.1	0.3	-0.6	-1.6	1.4	0.3	0.3	-0.1	0.3
0.6	-0.6	-0.1	-0.5	0.3	0.1	0.4	0.2	0.03	0.6	0.7	-0.3	0.1	-0.7	0.5	-0.7	0.3	0.9	0.8	0.1	-0.1
0.3	0.4	0.5	0.2	0.7	-0.2	0.3	-0.1	0.4	-0.2	0.4	-1.8	-0.2	0.4	0.8	0.5	0.4	0.9	0.8	-0.5	0.6
0.1	-0.4	-0.6	-0.6	0.4	-0.1	0.2	0.8	-0.5	0.1	1.0	-0.2	0.1	-0.5	0.1	-0.8	-0.05	-0.1	0.9	0.8	-0.7
1.2	-1.3	-0.04	-1.0	-0.1	0.4	0.6	-0.1	0.1	1.6	0.5	0.8	0.3	-1.4	0.5	-1.3	0.5	1.7	0.8	-0.1	-0.2
0.3	0.4	0.4	1.1	0.3	1.3	0.04	0.1	0.5	0.2	-0.8	0.6	0.1	0.4	0.4	0.3	-2.0	1.2	1.0	-0.3	-0.3
0.7	0.6	0.6	1.1	0.5	1.3	0.1	-0.2	1.0	0.3	-1.4	0.6	0.2	0.9	0.8	0.1	-2.4	1.2	1.7	-0.3	-0.3
0.5	-1.1	-0.1	0.6	0.1	2.0	-0.1	0.6	-0.9	-0.3	0.2	0.1	0.7	-1.3	-0.7	-0.01	0.3	1.9	-0.3	-0.4	-1.0
-1.5	1.3	0.1	1.5	-0.6	0.2	-0.2	0.5	0.05	0.1	0.7	1.1	-1.0	0.3	-0.6	1.7	-2.5	0.04	-0.5	-0.2	0.1
0.2	-0.1	0.1	0.3	0.5	-0.1	0.1	0.2	-0.1	0.3	1.1	0.05	0.02	-0.5	0.6	-0.5	1.2	-0.5	0.0	0.3	-0.1
-0.1	0.01	-0.1	1.0	0.3	0.1	0.3	0.1	-0.1	0.6	0.2	0.1	-0.1	-0.1	0.6	-0.4	0.9	-0.4	0.1	0.2	-0.2
0.7	-1.0	-0.1	0.3	0.6	0.4	0.7	-0.1	-0.2	-0.4	2.0	0.04	-0.1	-1.2	0.3	-0.2	1.5	-1.3	0.5	-0.03	0.3
-0.5	0.1	0.5	0.1	1.9	0.1	0.2	-0.1	0.1	0.2	0.3	-0.1	0.1	-1.1	0.6	-0.6	1.4	-0.01	0.3	0.3	-0.04
0.9	0.5	0.6	-0.8	-0.4	-1.3	-1.0	1.2	-0.4	0.3	2.7	0.04	0.2	0.2	0.8	-1.0	1.2	-0.1	-1.1	0.5	-0.6
0.5	0.2	0.2	0.1	0.1	0.4	0.3	0.2	0.3	0.3	0.3	0.3	0.1	-0.1	0.3	-0.4	-0.2	0.6	0.7	0.2	-0.04

Jadual **1.3a** : Gaji dan Upah yang Dibayar Sektor Pembuatan Mengikut Subsektor
 Table **1.3a** : Salaries and Wages Paid of Manufacturing Sector by Sub-sector

Subsektor Sub-sector	2021	2022	2022		
			Q1	Q2	
1. Makanan, minuman dan tembakau <i>Food, beverages and tobacco</i>	10,343	11,028	2,702	2,721	
10 Pembuatan produk makanan <i>Manufacture of food products</i>	9,773	10,433	2,553	2,578	
11 Pembuatan minuman <i>Manufacture of beverages</i>	508	532	132	128	
12 Pembuatan produk tembakau <i>Manufacture of tobacco products</i>	62	63	17	14	
2. Tekstil, pakaian, kulit dan kasut <i>Textiles, wearing apparel, leather and footwear</i>	1,827	1,909	480	462	
13 Pembuatan tekstil <i>Manufacture of textiles</i>	657	673	166	164	
14 Pembuatan pakaian <i>Manufacture of wearing apparel</i>	862	913	231	218	
15 Pembuatan produk kulit dan barangan berkaitan <i>Manufacture of leather and related products</i>	308	323	82	79	
3. Produk kayu, perabot, keluaran kertas dan percetakan <i>Wood products, furniture, paper products and printing</i>	9,057	9,483	2,398	2,338	
16 Pembuatan kayu dan produk kayu dan gabus, kecuali perabot; pembuatan bagi artikel jerami dan bahan-bahan anyaman <i>Manufacture of wood and products of wood and cork, except furniture; manufacture of articles of straw and plaiting materials</i>	2,461	2,584	650	634	
17 Pembuatan kertas dan produk kertas <i>Manufacture of paper and paper products</i>	2,018	2,100	524	516	
18 Percetakan dan penerbitan semula media rakaman <i>Printing and reproduction of recorded media</i>	2,153	2,242	567	559	
31 Pembuatan perabot <i>Manufacture of furniture</i>	2,425	2,556	658	629	
4. Petroleum, kimia, getah dan plastik <i>Petroleum, chemical, rubber and plastic</i>	20,344	20,969	5,079	5,225	
19 Pembuatan kok dan produk petroleum bertapis <i>Manufacture of coke and refined petroleum products</i>	2,326	2,363	629	532	
20 Pembuatan kimia dan produk kimia <i>Manufacture of chemicals and chemical products</i>	5,677	5,831	1,485	1,422	
21 Pembuatan produk farmaseutikal asas, kimia perubatan dan botani <i>Manufacture of basic pharmaceutical products and pharmaceutical preparations</i>	717	789	180	196	
22 Pembuatan produk getah dan plastik <i>Manufacture of rubber and plastics products</i>	11,623	11,986	2,786	3,075	
5. Produk mineral bukan logam, logam asas dan produk logam yang direka <i>Non-metallic mineral products, basic metal and fabricated metal products</i>	13,860	14,412	3,650	3,553	
23 Pembuatan produk galian bukan logam lain <i>Manufacture of other non-metallic mineral products</i>	4,340	4,607	1,123	1,145	
24 Pembuatan logam asas <i>Manufacture of basic metals</i>	4,048	4,180	1,093	1,029	
25 Pembuatan produk logam, kecuali mesin dan kelengkapan <i>Manufacture of fabricated metal products, except machinery and equipment</i>	5,473	5,625	1,435	1,378	
6. Produk elektrik dan elektronik <i>Electrical and electronic products</i>	27,409	29,441	7,384	7,197	
26 Pembuatan komputer, produk elektronik dan optikal <i>Manufacture of computer, electronics and optical products</i>	19,284	21,078	5,268	5,187	
27 Pembuatan kelengkapan elektrik <i>Manufacture of electrical equipment</i>	3,832	3,939	993	940	
28 Pembuatan jentera dan peralatan t.t.t.l. <i>Manufacture of machinery and equipment n.e.c.</i>	4,292	4,424	1,123	1,070	
7. Kelengkapan pengangkutan dan pembuatan lain <i>Transport equipment and other manufactures</i>	6,992	7,287	1,820	1,823	
29 Pembuatan kenderaan bermotor, treler dan semi treler <i>Manufacture of motor vehicles, trailers and semi-trailers</i>	3,411	3,526	872	889	
30 Pembuatan kelengkapan pengangkutan lain <i>Manufacture of other transport equipment</i>	1,095	1,142	290	289	
32 Pembuatan lain <i>Other manufacturing</i>	1,226	1,300	325	314	
33 Pembaikan dan pemasangan jentera dan kelengkapan <i>Repair and installation of machinery and equipment</i>	1,260	1,319	334	331	
Pembuatan <i>Manufacturing</i>	Jumlah <i>Total</i>	89,830	94,528	23,513	23,318

(RM Juta/Million)

		2023			2022		2023
Q3	Q4	Q1	Q2	Q3	(Jan. - Nov.)	(Jan. - Nov.)	
2,738	2,867	2,912	2,909	2,965	10,016	10,812	
2,596	2,706	2,753	2,755	2,810	9,479	10,233	
128	143	141	139	139	480	519	
14	18	18	16	15	56	59	
465	502	503	496	492	1,732	1,832	
168	174	172	176	178	614	645	
219	244	245	236	231	823	874	
78	84	86	85	83	295	313	
2,326	2,421	2,502	2,441	2,448	8,649	9,057	
642	658	678	662	677	2,360	2,477	
520	541	548	523	527	1,914	1,960	
542	575	594	600	584	2,040	2,169	
622	647	683	655	660	2,335	2,450	
5,327	5,338	5,355	5,286	5,327	19,122	19,522	
577	625	677	570	592	2,137	2,262	
1,445	1,479	1,551	1,458	1,448	5,306	5,415	
202	211	188	197	204	713	726	
3,102	3,023	2,939	3,061	3,083	10,966	11,118	
3,521	3,687	3,765	3,664	3,652	13,128	13,574	
1,151	1,187	1,144	1,161	1,183	4,201	4,299	
997	1,061	1,128	1,058	1,011	3,802	3,881	
1,373	1,439	1,494	1,445	1,458	5,125	5,394	
7,206	7,654	7,618	7,483	7,334	26,687	27,397	
5,129	5,494	5,463	5,447	5,247	19,089	19,739	
995	1,010	1,007	956	1,003	3,585	3,608	
1,083	1,149	1,148	1,080	1,084	4,013	4,051	
1,780	1,864	1,862	1,886	1,850	6,633	6,851	
861	904	878	913	898	3,204	3,294	
281	282	296	294	285	1,048	1,071	
326	335	328	324	328	1,181	1,203	
312	342	359	355	338	1,200	1,283	
23,364	24,332	24,517	24,165	24,068	85,967	89,045	

Jadual **1.3a** : Gaji dan Upah yang Dibayar Sektor Pembuatan Mengikut Subsektor (samb.)
 Table **1.3a** : *Salaries and Wages Paid of Manufacturing Sector by Sub-sector (cont.)*

Subsektor Sub-sector	2022							
	Jan.	Feb.	Mac	Apr.	Mei	Jun	Jul.	
1. Makanan, minuman dan tembakau <i>Food, beverages and tobacco</i>	903	894	905	901	907	912	912	
10 Pembuatan produk makanan <i>Manufacture of food products</i>	853	843	857	852	860	866	866	
11 Pembuatan minuman <i>Manufacture of beverages</i>	44	45	43	44	42	42	41	
12 Pembuatan produk tembakau <i>Manufacture of tobacco products</i>	5	6	6	5	5	5	5	
2. Tekstil, pakaian, kulit dan kasut <i>Textiles, wearing apparel, leather and footwear</i>	165	158	157	155	156	150	153	
13 Pembuatan tekstil <i>Manufacture of textiles</i>	56	55	55	54	55	55	55	
14 Pembuatan pakaian <i>Manufacture of wearing apparel</i>	81	75	75	74	75	69	73	
15 Pembuatan produk kulit dan barangan berkaitan <i>Manufacture of leather and related products</i>	28	27	27	27	27	26	25	
3. Produk kayu, perabot, keluaran kertas dan percetakan <i>Wood products, furniture, paper products and printing</i>	810	796	792	779	783	775	770	
16 Pembuatan kayu dan produk kayu dan gabus, kecuali perabot; pembuatan bagi artikel jerami dan bahan-bahan anyaman <i>Manufacture of wood and products of wood and cork, except furniture; manufacture of articles of straw and plaiting materials</i>	220	216	214	212	212	209	213	
17 Pembuatan kertas dan produk kertas <i>Manufacture of paper and paper products</i>	173	177	174	172	171	173	171	
18 Percetakan dan penerbitan semula media rakaman <i>Printing and reproduction of recorded media</i>	194	185	188	184	188	187	182	
31 Pembuatan perabot <i>Manufacture of furniture</i>	222	218	217	211	212	205	203	
4. Petroleum, kimia, getah dan plastik <i>Petroleum, chemical, rubber and plastic</i>	1,675	1,654	1,750	1,708	1,739	1,778	1,770	
19 Pembuatan kok dan produk petroleum bertapis <i>Manufacture of coke and refined petroleum products</i>	199	198	231	173	173	186	185	
20 Pembuatan kimia dan produk kimia <i>Manufacture of chemicals and chemical products</i>	488	489	508	479	465	478	489	
21 Pembuatan produk farmaseutikal asas, kimia perubatan dan botani <i>Manufacture of basic pharmaceutical products and pharmaceutical preparations</i>	61	60	60	67	64	65	66	
22 Pembuatan produk getah dan plastik <i>Manufacture of rubber and plastics products</i>	927	908	951	989	1,037	1,049	1,031	
5. Produk mineral bukan logam, logam asas dan produk logam yang direka <i>Non-metallic mineral products, basic metal and fabricated metal products</i>	1,237	1,203	1,210	1,181	1,194	1,178	1,166	
23 Pembuatan produk galian bukan logam lain <i>Manufacture of other non-metallic mineral products</i>	377	367	378	378	385	383	383	
24 Pembuatan logam asas <i>Manufacture of basic metals</i>	370	363	360	347	345	338	329	
25 Pembuatan produk logam, kecuali mesin dan kelengkapan <i>Manufacture of fabricated metal products, except machinery and equipment</i>	490	473	472	456	465	457	455	
6. Produk elektrik dan elektronik <i>Electrical and electronic products</i>	2,473	2,490	2,421	2,374	2,402	2,421	2,351	
26 Pembuatan komputer, produk elektronik dan optikal <i>Manufacture of computer, electronics and optical products</i>	1,745	1,774	1,749	1,723	1,722	1,742	1,669	
27 Pembuatan kelengkapan elektrik <i>Manufacture of electrical equipment</i>	342	333	319	292	321	328	328	
28 Pembuatan jentera dan peralatan t.t.t.l. <i>Manufacture of machinery and equipment n.e.c.</i>	386	383	354	359	359	351	353	
7. Kelengkapan pengangkutan dan pembuatan lain <i>Transport equipment and other manufactures</i>	603	610	608	616	605	602	588	
29 Pembuatan kenderaan bermotor, treler dan semi treler <i>Manufacture of motor vehicles, trailers and semi-trailers</i>	289	296	287	300	294	295	283	
30 Pembuatan kelengkapan pengangkutan lain <i>Manufacture of other transport equipment</i>	92	95	102	97	97	94	93	
32 Pembuatan lain <i>Other manufacturing</i>	110	109	106	104	104	106	107	
33 Pembaikan dan pemasangan jentera dan kelengkapan <i>Repair and installation of machinery and equipment</i>	111	110	113	115	110	106	104	
Pembuatan <i>Manufacturing</i>	Jumlah <i>Total</i>	7,865	7,805	7,843	7,715	7,787	7,816	7,709

(RM Juta/Million)

2023															
Ogo.	Sep.	Okt.	Nov.	Dis.	Jan.	Feb.	Mac	Apr.	Mei	Jun	Jul.	Ogo.	Sep.	Okt.	Nov.
906	921	922	933	1,012	978	972	962	964	973	972	978	978	1,009	1,012	1,014
859	871	872	881	954	925	919	909	911	922	921	928	927	956	958	957
42	45	45	47	52	48	47	47	47	46	45	45	45	49	49	51
5	5	5	5	7	6	6	6	5	5	5	5	5	5	5	5
154	159	159	166	177	173	164	166	166	167	163	162	163	168	167	173
56	57	57	58	59	59	56	57	58	59	59	59	59	60	60	60
72	74	74	81	89	86	79	80	80	79	76	77	76	79	78	84
26	28	28	28	29	29	29	29	28	28	28	27	27	29	29	29
773	783	790	798	834	843	832	827	811	823	808	809	816	823	830	835
214	216	217	217	224	226	228	224	222	222	218	224	226	227	229	230
173	176	177	178	187	180	186	182	175	174	174	173	175	179	182	180
182	177	183	190	202	204	193	197	197	203	200	196	197	191	193	199
204	214	213	213	221	233	225	224	217	223	215	216	218	226	226	226
1,781	1,776	1,758	1,733	1,847	1,770	1,753	1,831	1,775	1,747	1,764	1,768	1,783	1,777	1,783	1,771
187	206	204	195	226	216	212	249	188	187	195	190	194	208	217	207
481	476	477	477	525	509	512	530	502	472	484	489	483	476	480	478
68	68	69	66	76	65	61	62	68	64	65	67	69	68	70	67
1,045	1,026	1,007	996	1,019	981	968	990	1,017	1,024	1,020	1,022	1,037	1,024	1,016	1,019
1,165	1,191	1,197	1,206	1,283	1,272	1,248	1,244	1,213	1,236	1,215	1,204	1,209	1,239	1,244	1,250
379	390	391	391	405	393	373	379	379	392	390	389	390	404	403	408
331	338	340	342	379	382	375	370	356	356	346	336	334	341	342	342
455	463	467	473	499	498	501	495	478	488	479	479	485	494	498	499
2,400	2,456	2,452	2,448	2,754	2,529	2,571	2,518	2,462	2,518	2,503	2,398	2,438	2,498	2,484	2,478
1,703	1,757	1,749	1,756	1,989	1,794	1,849	1,820	1,801	1,832	1,814	1,712	1,738	1,798	1,787	1,793
334	333	331	325	354	343	337	327	298	326	332	333	337	333	327	316
363	366	372	366	411	393	384	371	363	360	357	354	363	367	370	368
594	599	604	606	655	617	624	621	626	635	624	613	616	621	625	628
288	290	291	291	322	292	297	289	301	306	306	297	300	301	303	302
93	95	95	93	94	96	98	103	98	100	96	96	93	96	98	97
109	110	108	108	119	111	109	109	106	110	108	108	110	111	111	111
103	104	110	114	119	119	120	120	122	119	115	113	113	113	113	118
7,771	7,885	7,881	7,890	8,562	8,183	8,164	8,170	8,017	8,100	8,049	7,932	8,001	8,135	8,146	8,149

Jadual **1.3b** : Gaji dan Upah yang Dibayar Sektor Pembuatan Mengikut Subsektor: Perubahan Peratusan Tahunan
 Table **1.3b** : Salaries and Wages Paid of Manufacturing Sector by Sub-sector: Annual Percentage Change

Subsektor Sub-sector	2021	2022	2022			2023			2022 (Jan. - Nov.)	2023 (Jan. - Nov.)		
			Q1	Q2	Q3	Q4	Q1	Q2			Q3	
1. Makanan, minuman dan tembakau <i>Food, beverages and tobacco</i>	2.2	6.6	5.6	6.1	7.2	7.6	7.8	6.9	8.3	6.3	7.9	
10 Pembuatan produk makanan <i>Manufacture of food products</i>	2.6	6.7	5.9	6.2	7.2	7.7	7.8	6.9	8.3	6.4	8.0	
11 Pembuatan minuman <i>Manufacture of beverages</i>	-5.4	4.8	1.0	5.5	6.8	5.8	6.9	8.3	8.5	4.5	8.0	
12 Pembuatan produk tembakau <i>Manufacture of tobacco products</i>	-2.4	2.6	0.8	1.8	3.9	3.9	4.5	8.5	5.2	2.3	5.3	
2. Tekstil, pakaian, kulit dan kasut <i>Textiles, wearing apparel, leather and footwear</i>	-8.5	4.5	2.9	4.2	6.6	4.4	4.9	7.4	5.8	4.6	5.8	
13 Pembuatan tekstil <i>Manufacture of textiles</i>	-0.6	2.4	1.7	1.6	4.4	2.0	3.5	6.9	6.0	2.6	5.1	
14 Pembuatan pakaian <i>Manufacture of wearing apparel</i>	-15.7	5.8	3.6	5.7	7.5	6.7	5.7	8.0	5.5	5.8	6.1	
15 Pembuatan produk kulit dan barangan berkaitan <i>Manufacture of leather and related products</i>	-1.5	5.2	3.4	5.5	9.4	3.0	5.4	6.9	6.2	5.3	6.1	
3. Produk kayu, perabot, keluaran kertas dan percetakan <i>Wood products, furniture, paper products and printing</i>	1.0	4.7	4.9	5.6	5.5	2.9	4.3	4.4	5.2	4.9	4.7	
16 Pembuatan kayu dan produk kayu dan gabus, kecuali perabot; pembuatan bagi artikel jerami dan bahan-bahan anyaman <i>Manufacture of wood and products of wood and cork, except furniture; manufacture of articles of straw and plaiting materials</i>	1.5	5.0	7.5	8.2	4.2	0.6	4.2	4.5	5.5	5.4	4.9	
17 Pembuatan kertas dan produk kertas <i>Manufacture of paper and paper products</i>	0.7	4.1	3.7	2.9	5.1	4.6	4.7	1.4	1.3	3.7	2.4	
18 Percetakan dan penerbitan semula media rakaman <i>Printing and reproduction of recorded media</i>	-0.8	4.2	1.3	1.9	6.9	6.8	4.8	7.3	7.8	4.3	6.3	
31 Pembuatan perabot <i>Manufacture of furniture</i>	2.4	5.4	6.6	8.7	6.1	0.6	3.8	4.2	6.1	5.8	4.9	
4. Petroleum, kimia, getah dan plastik <i>Petroleum, chemical, rubber and plastic</i>	4.8	3.1	1.2	2.0	4.4	4.6	5.4	1.2	0.01	2.9	2.1	
19 Pembuatan kok dan produk petroleum bertapis <i>Manufacture of coke and refined petroleum products</i>	1.9	1.6	1.9	1.9	2.1	0.7	7.7	7.1	2.6	1.6	5.9	
20 Pembuatan kimia dan produk kimia <i>Manufacture of chemicals and chemical products</i>	0.2	2.7	1.5	2.4	3.4	3.5	4.5	2.5	0.2	2.6	2.1	
21 Pembuatan produk farmaseutikal asas, kimia perubatan dan botani <i>Manufacture of basic pharmaceutical products and pharmaceutical preparations</i>	13.7	10.0	8.8	8.6	10.3	11.8	4.6	0.7	0.9	9.8	1.9	
22 Pembuatan produk getah dan plastik <i>Manufacture of rubber and plastics products</i>	7.3	3.1	0.5	1.5	4.9	5.6	5.5	-0.5	-0.6	2.8	1.4	
5. Produk mineral bukan logam, logam asas dan produk logam yang direka <i>Non-metallic mineral products, basic metal and fabricated metal products</i>	2.1	4.0	3.6	4.7	5.6	2.2	3.1	3.1	3.7	4.2	3.4	
23 Pembuatan produk galian bukan logam lain <i>Manufacture of other non-metallic mineral products</i>	1.6	6.2	4.1	5.3	9.1	6.2	1.9	1.3	2.7	6.2	2.3	
24 Pembuatan logam asas <i>Manufacture of basic metals</i>	1.5	3.3	4.8	4.4	4.0	0.1	3.2	2.8	1.4	3.6	2.1	
25 Pembuatan produk logam, kecuali mesin dan kelengkapan <i>Manufacture of fabricated metal products, except machinery and equipment</i>	2.9	2.8	2.3	4.5	4.0	0.5	4.1	4.9	6.2	3.0	5.2	
6. Produk elektrik dan elektronik <i>Electrical and electronic products</i>	4.6	7.4	6.1	7.5	9.1	7.0	3.2	4.0	1.8	7.5	2.7	
26 Pembuatan komputer, produk elektronik dan optikal <i>Manufacture of computer, electronics and optical products</i>	5.5	9.3	8.2	9.4	11.0	8.8	3.7	5.0	2.3	9.3	3.4	
27 Pembuatan kelengkapan elektrik <i>Manufacture of electrical equipment</i>	2.2	2.8	1.7	3.3	4.5	1.6	1.4	1.7	0.7	3.0	0.7	
28 Pembuatan jentera dan peralatan t.t.t.l. <i>Manufacture of machinery and equipment n.e.c.</i>	3.0	3.1	1.2	3.0	4.9	3.3	2.3	0.9	0.2	3.0	0.9	
7. Kelengkapan pengangkutan dan pembuatan lain <i>Transport equipment and other manufactures</i>	1.0	4.2	2.5	5.1	7.0	2.6	2.3	3.5	3.9	4.3	3.3	
29 Pembuatan kenderaan bermotor, treler dan semi treler <i>Manufacture of motor vehicles, trailers and semi-trailers</i>	-0.2	3.4	0.8	3.6	7.3	2.1	0.7	2.7	4.3	3.4	2.8	
30 Pembuatan kelengkapan pengangkutan lain <i>Manufacture of other transport equipment</i>	-0.5	4.2	0.5	4.5	8.4	3.9	2.4	1.7	1.4	4.2	2.2	
32 Pembuatan lain <i>Other manufacturing</i>	5.6	6.1	7.8	8.1	7.5	1.5	1.0	3.0	0.6	6.7	1.9	
33 Pembaikan dan pemasangan jentera dan kelengkapan <i>Repair and installation of machinery and equipment</i>	1.6	4.7	3.7	7.1	4.6	3.6	7.5	7.4	8.5	4.5	6.9	
Pembuatan	Jumlah Total	3.0	5.2	4.1	5.2	6.7	5.0	4.3	3.6	3.0	5.2	3.6

(%)

2022												2023										
Jan.	Feb.	Mac.	Apr.	Mei.	Jun	Jul.	Ogo.	Sep.	Okt.	Nov.	Dis.	Jan.	Feb.	Mac.	Apr.	Mei.	Jun	Jul.	Ogo.	Sep.	Okt.	Nov.
5.9	5.4	5.5	4.4	5.7	8.3	6.4	9.4	5.8	6.0	7.0	9.7	8.3	8.8	6.3	7.0	7.3	6.5	7.2	7.9	9.6	9.8	8.6
6.2	5.6	5.8	4.5	5.8	8.3	6.3	9.5	5.9	6.1	7.1	9.8	8.4	9.0	6.1	6.9	7.2	6.4	7.1	8.0	9.7	9.9	8.7
-0.04	2.0	1.2	2.5	5.6	8.9	8.8	7.0	4.8	5.1	4.7	7.5	7.9	4.0	9.0	7.8	8.4	8.7	9.2	7.9	8.4	8.8	8.4
1.3	0.9	0.3	0.5	0.2	4.8	4.9	4.6	2.3	2.6	4.4	4.6	3.8	4.1	5.6	9.7	8.3	7.6	5.3	5.1	5.2	4.0	1.1
2.8	3.2	2.7	2.0	2.0	8.9	6.4	5.8	7.7	5.9	3.8	3.6	4.9	4.2	5.6	7.0	6.9	8.4	6.3	5.5	5.5	5.3	4.0
2.4	2.0	0.8	0.6	0.4	3.9	4.1	3.7	5.2	3.2	2.3	0.7	4.1	1.5	4.9	6.8	7.2	6.6	5.8	6.7	5.3	4.5	3.2
3.1	3.8	3.9	2.7	2.4	13.1	6.5	6.4	9.5	9.2	5.5	5.6	5.7	5.5	6.0	7.7	6.6	9.8	5.6	5.0	5.9	5.7	4.1
2.8	4.0	3.4	3.2	4.4	9.1	11.5	8.6	8.2	2.9	2.0	3.9	4.3	5.9	6.1	5.3	7.1	8.5	9.7	4.3	4.9	6.1	5.7
5.1	5.2	4.5	4.5	5.0	7.3	7.2	6.7	2.9	3.0	2.6	3.1	4.1	4.5	4.4	4.0	5.0	4.2	5.1	5.5	5.1	5.2	4.7
7.6	7.9	7.1	7.0	7.9	9.9	6.8	5.8	0.3	0.5	0.3	1.1	2.5	5.1	5.0	4.7	4.6	4.1	5.4	5.8	5.2	5.8	6.0
4.0	5.9	1.3	1.2	3.0	4.4	6.1	5.8	3.5	3.3	2.7	7.7	4.1	5.0	4.9	1.8	1.7	0.8	0.7	1.1	2.1	3.2	1.3
1.6	1.3	1.0	0.5	0.6	4.7	6.0	5.8	9.1	9.3	8.6	3.0	5.1	4.5	4.7	6.6	8.2	7.1	7.4	8.0	7.9	5.5	4.7
6.7	5.2	7.9	8.5	7.9	9.6	9.8	9.3	0.2	0.3	0.1	1.4	4.8	3.3	3.2	2.9	5.2	4.6	6.4	6.6	5.2	5.8	6.3
1.1	1.1	1.5	2.3	2.4	1.4	4.6	4.7	3.8	3.8	4.8	5.2	5.7	6.0	4.7	3.9	0.5	-0.8	-0.2	0.1	0.1	1.4	2.2
0.2	2.5	2.7	2.5	3.1	0.2	2.5	3.9	0.2	0.3	0.4	1.2	8.1	7.3	7.6	8.3	8.0	5.1	2.8	4.1	1.1	6.0	6.3
1.8	1.3	1.6	2.9	3.5	1.0	4.7	4.0	1.5	3.1	3.3	4.1	4.4	4.6	4.4	5.0	1.4	1.2	0.1	0.4	0.1	0.7	0.2
10.5	7.8	8.2	8.3	8.5	9.1	9.9	10.0	11.0	11.7	12.3	11.6	6.7	3.2	3.8	1.1	0.6	0.3	0.8	1.2	0.6	0.7	2.3
0.4	0.3	0.7	1.6	1.5	1.4	4.6	4.8	5.1	4.4	6.0	6.3	5.8	6.6	4.1	2.8	-1.2	-2.8	-0.9	-0.8	-0.2	0.8	2.3
4.1	3.5	3.1	3.3	3.9	7.0	7.2	7.1	2.7	2.4	2.1	2.0	2.9	3.8	2.8	2.7	3.5	3.2	3.2	3.8	4.1	3.8	3.6
4.6	3.9	3.8	3.4	3.6	8.9	9.8	9.5	8.1	7.5	5.8	5.4	4.0	1.6	0.1	0.2	1.8	2.0	1.6	3.0	3.7	3.3	4.4
5.7	6.2	2.4	4.1	4.1	5.1	6.0	5.7	0.5	0.2	0.1	0.1	3.4	3.3	2.8	2.7	3.3	2.3	2.2	1.1	1.0	0.5	0.2
2.6	1.3	3.0	2.8	4.1	6.8	5.9	6.2	0.2	0.1	0.7	0.8	1.6	5.8	5.0	4.8	5.0	4.8	5.4	6.4	6.7	6.8	5.6
5.6	5.5	7.3	7.3	7.5	7.8	9.1	9.3	8.9	7.2	6.7	7.1	2.3	3.2	4.0	3.7	4.8	3.4	2.0	1.6	1.7	1.3	1.2
7.4	7.3	9.8	8.9	9.5	9.7	10.9	11.2	10.8	8.6	8.8	9.0	2.8	4.2	4.1	4.6	6.4	4.1	2.5	2.1	2.4	2.2	2.1
0.8	1.6	2.9	4.2	2.8	3.0	4.7	4.8	4.2	2.7	1.8	0.5	0.3	1.3	2.7	2.1	1.7	1.2	1.5	0.8	0.0	-1.2	-2.8
2.0	1.1	0.3	2.8	2.9	3.2	5.1	5.2	4.6	4.7	1.4	4.0	1.7	0.5	4.8	1.0	0.2	1.6	0.2	0.1	0.1	-0.4	0.6
2.5	2.2	2.7	2.7	4.7	8.1	8.4	8.3	4.5	2.9	1.4	3.3	2.4	2.3	2.2	1.6	5.1	3.8	4.4	3.8	3.6	3.6	3.7
0.5	0.6	1.3	0.6	3.2	7.4	9.1	9.2	3.8	2.6	1.0	2.8	1.0	0.4	0.9	0.3	4.3	3.7	5.0	4.1	3.8	3.9	3.7
0.0	0.7	0.9	1.3	3.8	8.7	9.1	9.3	7.0	5.6	1.7	4.4	3.7	2.7	1.0	0.7	2.4	2.0	2.2	1.0	0.8	3.1	5.2
9.4	7.2	6.8	7.4	8.3	8.4	8.4	8.5	5.5	2.1	1.9	0.6	0.3	0.1	2.8	1.9	6.1	1.2	0.9	0.3	0.7	3.5	2.8
3.6	3.3	4.2	5.4	6.4	9.6	5.7	4.6	3.3	2.0	1.9	6.9	7.0	9.1	6.4	5.8	8.5	8.1	8.2	8.8	8.5	3.4	3.2
4.1	3.9	4.4	4.5	5.0	6.2	7.1	7.5	5.4	4.8	4.7	5.4	4.0	4.6	4.2	3.9	4.0	3.0	2.9	3.0	3.2	3.4	3.3

Jadual **1.3C** : Gaji dan Upah yang Dibayar Sektor Pembuatan Mengikut Subsektor: Perubahan Peratusan Bulanan/Suku Tahunan
 Table **1.3C** : Salaries and Wages Paid of Manufacturing Sector by Sub-sector: Monthly/Quarterly Percentage Change

Subsektor Sub-sector	2022				2023			2022		
	Q1	Q2	Q3	Q4	Q1	Q2	Q3	Jan.	Feb.	
1. Makanan, minuman dan tembakau <i>Food, beverages and tobacco</i>	1.4	0.7	0.7	4.7	1.6	-0.1	1.9	-2.2	-1.0	
10 Pembuatan produk makanan <i>Manufacture of food products</i>	1.6	1.0	0.7	4.3	1.7	0.1	2.0	-1.8	-1.2	
11 Pembuatan minuman <i>Manufacture of beverages</i>	-2.4	-3.2	0.1	11.9	-1.4	-1.9	0.2	-7.2	1.1	
12 Pembuatan produk tembakau <i>Manufacture of tobacco products</i>	0.3	-14.9	0.5	21.1	0.9	-11.6	-2.6	-16.4	6.7	
2. Tekstil, pakaian, kulit dan kasut <i>Textiles, wearing apparel, leather and footwear</i>	-0.3	-3.7	0.8	7.8	0.2	-1.4	-0.7	-3.4	-4.3	
13 Pembuatan tekstil <i>Manufacture of textiles</i>	-2.7	-1.2	2.2	3.8	-1.3	2.1	1.3	-3.9	-1.7	
14 Pembuatan pakaian <i>Manufacture of wearing apparel</i>	1.2	-5.6	0.4	11.3	0.3	-3.6	-1.9	-4.4	-7.0	
15 Pembuatan produk kulit dan barangan berkaitan <i>Manufacture of leather and related products</i>	0.8	-3.5	-0.9	6.9	3.2	-2.1	-1.6	0.9	-1.8	
3. Produk kayu, perabot, keluaran kertas dan percetakan <i>Wood products, furniture, paper products and printing</i>	1.9	-2.5	-0.5	4.1	3.3	-2.4	0.3	0.1	-1.6	
16 Pembuatan kayu dan produk kayu dan gabus, kecuali perabot; pembuatan bagi artikel jerami dan bahan-bahan anyaman <i>Manufacture of wood and products of wood and cork, except furniture; manufacture of articles of straw and plaiting materials</i>	-0.6	-2.5	1.3	2.5	2.9	-2.2	2.3	-0.6	-1.7	
17 Pembuatan kertas dan produk kertas <i>Manufacture of paper and paper products</i>	1.2	-1.5	0.7	4.1	1.3	-4.5	0.6	-0.05	2.1	
18 Percetakan dan penerbitan semula media rakaman <i>Printing and reproduction of recorded media</i>	5.3	-1.3	-3.2	6.1	3.4	1.1	-2.8	-1.2	-4.7	
31 Pembuatan perabot <i>Manufacture of furniture</i>	2.2	-4.4	-1.0	4.0	5.5	-4.0	0.7	2.1	-1.9	
4. Petroleum, kimia, getah dan plastik <i>Petroleum, chemical, rubber and plastic</i>	-0.4	2.9	1.9	0.2	0.3	-1.3	0.8	-4.6	-1.2	
19 Pembuatan kok dan produk petroleum bertapis <i>Manufacture of coke and refined petroleum products</i>	1.2	-15.4	8.5	8.3	8.2	-15.8	4.0	-10.8	-0.7	
20 Pembuatan kimia dan produk kimia <i>Manufacture of chemicals and chemical products</i>	3.9	-4.2	1.6	2.3	4.9	-6.0	-0.7	-3.4	0.3	
21 Pembuatan produk farmaseutikal asas, kimia perubatan dan botani <i>Manufacture of basic pharmaceutical products and pharmaceutical preparations</i>	-4.5	8.7	3.3	4.4	-10.7	4.6	3.5	-10.3	-2.3	
22 Pembuatan produk getah dan plastik <i>Manufacture of rubber and plastics products</i>	-2.7	10.4	0.9	-2.6	-2.8	4.2	0.7	-3.3	-2.1	
5. Produk mineral bukan logam, logam asas dan produk logam yang direka <i>Non-metallic mineral products, basic metal and fabricated metal products</i>	1.2	-2.7	-0.9	4.7	2.1	-2.7	-0.3	-1.7	-2.7	
23 Pembuatan produk galian bukan logam lain <i>Manufacture of other non-metallic mineral products</i>	0.4	2.0	0.5	3.1	-3.7	1.5	1.9	-1.9	-2.8	
24 Pembuatan logam asas <i>Manufacture of basic metals</i>	3.2	-5.8	-3.1	6.4	6.3	-6.2	-4.4	-2.2	-1.8	
25 Pembuatan produk logam, kecuali mesin dan kelengkapan <i>Manufacture of fabricated metal products, except machinery and equipment</i>	0.3	-3.9	-0.4	4.8	3.8	-3.2	0.9	-1.2	-3.3	
6. Produk elektrik dan elektronik <i>Electrical and electronic products</i>	3.2	-2.5	0.1	6.2	-0.5	-1.8	-2.0	-3.9	0.7	
26 Pembuatan komputer, produk elektronik dan optikal <i>Manufacture of computer, electronics and optical products</i>	4.4	-1.6	-1.1	7.1	-0.6	-0.3	-3.7	-4.3	1.7	
27 Pembuatan kelengkapan elektrik <i>Manufacture of electrical equipment</i>	-0.1	-5.3	5.8	1.5	-0.4	-5.0	4.9	-3.0	-2.7	
28 Pembuatan jentera dan peralatan t.t.t.l. <i>Manufacture of machinery and equipment n.e.c.</i>	1.0	-4.7	1.2	6.1	-0.1	-6.0	0.4	-2.3	-0.9	
7. Kelengkapan pengangkutan dan pembuatan lain <i>Transport equipment and other manufactures</i>	0.1	0.2	-2.3	4.7	-0.1	1.3	-1.9	-4.9	1.2	
29 Pembuatan kenderaan bermotor, treler dan semi treler <i>Manufacture of motor vehicles, trailers and semi-trailers</i>	-1.6	2.0	-3.1	5.0	-2.9	4.0	-1.6	-7.9	2.5	
30 Pembuatan kelengkapan pengangkutan lain <i>Manufacture of other transport equipment</i>	6.7	-0.2	-2.6	0.2	5.1	-0.9	-2.9	2.5	3.0	
32 Pembuatan lain <i>Other manufacturing</i>	-1.6	-3.3	3.7	2.9	-2.0	-1.4	1.3	-7.1	-1.3	
33 Pembaikan dan pemasangan jentera dan kelengkapan <i>Repair and installation of machinery and equipment</i>	1.0	-0.9	-5.8	9.8	4.8	-0.9	-4.8	0.2	-1.1	
Pembuatan	Jumlah Total	1.4	-0.8	0.2	4.1	0.8	-1.4	-0.4	-3.2	-0.8

(%)

2023																				
Mac	Apr.	Mei	Jun	Jul.	Ogo.	Sep.	Okt.	Nov.	Dis.	Jan.	Feb.	Mac	Apr.	Mei	Jun	Jul.	Ogo.	Sep.	Okt.	Nov.
1.2	-0.4	0.7	0.6	-0.1	-0.7	1.7	0.1	1.2	8.4	-3.3	-0.6	-1.1	0.2	1.0	-0.1	0.6	-0.02	3.3	0.3	0.1
1.6	-0.5	0.9	0.7	-0.01	-0.8	1.4	0.1	1.0	8.3	-3.1	-0.6	-1.1	0.2	1.2	-0.1	0.7	-0.02	3.1	0.3	-0.1
-4.7	2.6	-3.8	-1.0	-1.1	1.6	6.6	-0.04	5.2	9.4	-6.8	-2.6	-0.2	1.6	-3.3	-0.8	-0.7	0.3	7.2	0.3	4.8
-5.0	-13.9	0.02	0.2	-0.01	-3.7	8.7	4.7	2.2	27.6	-17.0	7.0	-3.6	-10.5	-1.3	-0.4	-2.2	-3.8	8.8	3.5	-0.7
-0.6	-1.0	0.7	-4.1	1.8	0.9	3.1	-0.1	4.8	6.4	-2.2	-5.0	0.8	0.3	0.7	-2.7	-0.2	0.1	3.1	-0.3	3.6
-1.4	-1.0	2.4	-0.7	0.9	0.2	2.3	0.5	1.7	1.5	-0.6	-4.2	1.9	0.8	2.8	-1.2	0.2	1.1	0.9	-0.3	0.4
0.1	-1.1	0.1	-7.0	4.7	-0.6	3.1	-0.6	8.9	11.0	-4.3	-7.2	0.5	0.5	-0.9	-4.2	0.6	-1.1	4.0	-0.8	7.3
-0.8	-0.7	-1.1	-3.1	-4.4	6.9	4.7	0.05	0.5	3.3	1.2	-0.3	-0.6	-1.4	0.6	-1.8	-3.4	1.7	5.3	1.2	0.1
-0.5	-1.6	0.5	-1.1	-0.7	0.5	1.3	0.8	1.0	4.5	1.1	-1.3	-0.5	-2.0	1.5	-1.8	0.1	0.8	0.9	0.9	0.6
-1.4	-0.7	0.2	-1.4	1.6	0.4	1.1	0.4	0.3	3.0	0.8	0.8	-1.5	-1.0	0.2	-2.0	2.9	0.7	0.5	1.0	0.4
-1.9	-0.8	-0.8	1.4	-1.0	0.8	1.6	0.7	0.4	5.2	-3.4	3.0	-2.0	-3.8	-0.8	0.4	-1.0	1.2	2.6	1.8	-1.4
2.0	-2.1	1.9	-0.4	-2.7	0.2	-2.9	3.2	3.8	6.6	0.8	-5.3	2.2	-0.3	3.4	-1.4	-2.4	0.7	-2.9	0.9	3.0
-0.5	-2.8	0.5	-3.2	-1.0	0.5	4.9	-0.5	-0.1	3.7	5.6	-3.3	-0.7	-3.0	2.8	-3.8	0.7	0.7	3.5	0.01	0.3
5.8	-2.4	1.8	2.2	-0.4	0.6	-0.3	-1.0	-1.4	6.5	-4.1	-1.0	4.5	-3.1	-1.5	0.9	0.2	0.9	-0.4	0.3	-0.7
16.9	-25.1	-0.1	7.4	-0.4	0.9	10.2	-0.5	-4.8	16.1	-4.7	-1.5	17.2	-24.6	-0.5	4.5	-2.6	2.1	6.9	4.3	-4.5
3.8	-5.8	-2.8	2.8	2.2	-1.6	-1.0	0.2	0.0	10.2	-3.1	0.5	3.7	-5.3	-6.1	2.6	1.1	-1.3	-1.3	0.8	-0.5
-0.03	12.7	-4.5	0.7	2.3	3.5	-0.8	2.3	-5.1	15.2	-14.2	-5.5	0.5	9.7	-4.9	0.4	2.8	3.9	-1.3	2.4	-3.6
4.8	4.0	4.8	1.2	-1.8	1.4	-1.8	-1.8	-1.2	2.4	-3.8	-1.4	2.3	2.7	0.7	-0.4	0.2	1.5	-1.2	-0.8	0.3
0.6	-2.4	1.2	-1.4	-1.0	-0.1	2.3	0.6	0.7	6.4	-0.8	-1.9	-0.3	-2.5	1.9	-1.7	-0.9	0.4	2.5	0.3	0.5
3.2	-0.2	1.9	-0.6	0.1	-1.1	2.8	0.3	0.1	3.6	-3.2	-5.1	1.7	-0.1	3.5	-0.4	-0.3	0.3	3.6	-0.1	1.2
-0.8	-3.7	-0.6	-1.9	-2.8	0.6	2.3	0.6	0.5	10.8	1.0	-1.9	-1.2	-3.8	-0.1	-2.9	-2.9	-0.5	2.1	0.1	0.2
-0.4	-3.3	1.9	-1.7	-0.5	0.2	1.8	0.7	1.4	5.6	-0.3	0.7	-1.1	-3.5	2.1	-1.9	0.0	1.2	2.0	0.8	0.2
-2.8	-1.9	1.2	0.8	-2.9	2.1	2.4	-0.2	-0.2	12.5	-8.2	1.6	-2.0	-2.2	2.3	-0.6	-4.2	1.6	2.5	-0.6	-0.3
-1.4	-1.5	-0.1	1.2	-4.2	2.0	3.2	-0.4	0.4	13.3	-9.8	3.1	-1.6	-1.1	1.7	-0.9	-5.7	1.5	3.5	-0.6	0.3
-4.2	-8.4	9.9	2.2	0.04	1.9	-0.2	-0.7	-1.6	8.8	-3.3	-1.7	-2.8	-8.9	9.4	1.8	0.2	1.2	-1.0	-2.0	-3.2
-7.6	1.6	-0.002	-2.2	0.6	2.7	1.0	1.5	-1.5	12.2	-4.4	-2.1	-3.6	-2.1	-0.7	-0.9	-0.7	2.6	1.0	0.9	-0.5
-0.4	1.4	-1.9	-0.5	-2.4	1.0	0.9	0.8	0.4	8.1	-5.8	1.1	-0.4	0.8	1.4	-1.7	-1.8	0.4	0.8	0.8	0.4
-3.0	4.5	-2.1	0.6	-4.1	1.9	0.5	0.5	-0.1	10.8	-9.6	1.9	-2.5	3.9	1.9	-0.02	-3.0	1.1	0.2	0.6	-0.3
7.3	-4.5	-0.2	-3.1	-0.8	-1.1	3.1	-0.2	-2.7	1.6	1.7	2.0	5.4	-4.8	1.5	-3.5	-0.5	-2.3	3.0	2.1	-0.8
-2.6	-1.9	0.2	2.0	0.4	2.4	0.6	-2.2	0.6	10.4	-7.4	-1.5	0.1	-2.8	4.3	-2.7	0.1	1.8	1.1	0.5	-0.1
2.3	2.3	-4.8	-3.3	-1.6	-0.8	0.4	5.5	4.0	4.0	0.3	0.9	-0.3	1.8	-2.4	-3.7	-1.5	-0.3	0.2	0.5	3.8
0.5	-1.6	0.9	0.4	-1.4	0.8	1.5	-0.05	0.1	8.5	-4.4	-0.2	0.1	-1.9	1.0	-0.6	-1.5	0.9	1.7	0.1	0.04

Jadual **1.4a** : Nilai Jualan Sektor Pembuatan Mengikut Kumpulan
 Table : Sales Value of Manufacturing Sector by Group

Kod Kumpulan Group code	Keterangan Kumpulan/Tempoh	2021	2022	2022		
				Q1	Q2	Q3
101	Pemprosesan dan pengawetan daging	7,877	8,809	2,135	2,179	2,212
102	Pemprosesan dan pengawetan ikan, krustasea dan moluska	6,281	5,714	1,435	1,434	1,405
	10201 Pengetinan ikan, krustasea dan moluska					
	&					
	10202 Pemprosesan dan pengawetan ikan, krustasea dan moluska	5,970	5,391	1,354	1,359	1,324
	Industri lain	311	323	80	75	81
103	Pemprosesan dan pengawetan buah-buahan dan sayur - sayuran	1,779	1,808	445	441	453
	10303 Pengetinan nanas					
	&					
	10304 Pembuatan jem, marmalad dan sajian jeli	364	357	75	77	99
	Industri lain	1,415	1,451	369	364	354
104	Pembuatan minyak dan lemak daripada sayuran dan haiwan	168,492	190,130	37,522	53,117	49,670
	10404 Pembuatan minyak sayuran mentah dan bertapis					
	&					
	10406 Pembuatan sebatian lemak masakan	17,088	20,492	4,070	5,239	5,949
	10405 Pembuatan minyak kelapa	1,143	1,536	372	359	410
	Industri lain	150,261	168,102	33,080	47,518	43,311
105	Pembuatan produk tenusu	10,805	12,117	2,942	3,036	3,090
	10502 Pembuatan susu pekat, tepung dan sejat	10,000	11,313	2,739	2,842	2,880
	Industri lain	805	804	203	194	210
106	Pembuatan produk bijian, kanji dan produk berkanji	8,695	10,613	2,516	2,775	2,606
	10611 Pengilangan beras	3,920	5,201	1,189	1,403	1,300
	10613 Pengilangan tepung	4,453	5,075	1,248	1,291	1,225
	Industri lain	322	336	78	81	81
107	Pembuatan produk makanan lain	53,256	58,413	14,013	14,682	14,869
	10711 Pembuatan biskut dan cookies	2,234	3,287	797	846	797
	10712 Pembuatan roti, kek dan produk bakeri lain	12,375	12,482	2,875	3,258	3,255
	10713 Pembuatan produk snek	2,342	2,830	692	723	684
	10721 Pembuatan gula	5,502	5,200	1,370	1,298	1,252
	10731 Pembuatan produk koko	3,401	3,402	864	807	847
	10732 Pembuatan coklat dan produk coklat					
	&					
	10733 Pembuatan konfeksi gula	12,588	14,094	3,382	3,618	3,606
	10793 Pembuatan sos dan bahan perasa	2,187	2,267	590	561	539
	10799 Pembuatan produk makanan lain t.t.t.l.	4,801	6,300	1,433	1,497	1,652
	Industri lain	7,825	8,552	2,011	2,074	2,238
108/ 10800	Pembuatan makanan haiwan tersedia	13,164	16,492	3,619	4,298	4,347
110	Pembuatan minuman ringan	10,629	12,717	3,198	3,034	3,237
	11041 Pembuatan minuman ringan	6,267	6,725	1,739	1,564	1,650
	11042 Pengeluaran air mineral semulajadi dan minuman lain yang dibotolkan	1,321	1,350	347	334	345
	Industri lain	3,040	4,643	1,113	1,137	1,242
120/ 12000	Pembuatan produk tembakau	2,940	3,410	1,018	785	681
131	Pemintalan, penenunan dan penyiapan tekstil	6,132	6,520	1,679	1,629	1,586
	13110 Penyediaan dan pemintalan gentian tekstil					
	&					
	13120 Penenunan tekstil	4,500	4,842	1,254	1,202	1,171
	13132 Pewarnaan, pelunturan, percetakan dan penyiapan akhir benang dan fabrik	1,570	1,625	412	413	401
	Industri lain	62	53	14	13	14
139	Pembuatan tekstil lain	4,595	5,132	1,279	1,272	1,260
	13910 Pembuatan fabrik dikait dan dikrusye	2,240	2,306	587	574	559
	Industri lain	2,356	2,825	692	698	701
141	Pembuatan pakaian, kecuali pakaian berbulu	8,631	8,945	2,353	2,118	2,124
	14102 Pembuatan pakaian	7,689	7,847	2,041	1,843	1,881
	Industri lain	942	1,098	312	275	242
142 & 143	Pembuatan artikel daripada kulit bulu dan pakaian yang dikait dan dikrusye	405	408	103	92	100
151 (15110 & 15120)	Penyamakan dan pembersihan kulit, pembuatan bagasi, beg tangan, pelana dan abah-abah pembersihan dan pewarnaan bulu	1,440	1,857	477	387	441
152	Pembuatan kasut	750	781	202	181	189
	15201 Pembuatan kasut kulit					
	&					
	15203 Pembuatan kasut getah	444	498	122	108	129
	Industri lain	306	282	81	73	60
161/ 16100	Pengilangan dan pengetaman kayu	5,885	6,672	1,933	1,334	1,581

2023		2022		2023		Group Description/Period
Q4	Q1	Q2	Q3	(Jan. - Nov.)	(Jan. - Nov.)	
2,282	2,269	2,393	2,327	8,090	8,570	Processing and preserving of meat
1,440	1,450	1,487	1,552	5,241	5,548	Processing and preserving of fish, crustaceans and molluscs
1,353	1,357	1,392	1,458	4,947	5,197	Canning of fish, crustaceans and molluscs
87	93	94	94	293	351	Processing, curing and preserving of fish, crustacean and molluscs
469	517	600	620	1,655	2,164	Processing and preserving of fruits and vegetable
104	113	145	150	325	515	Pineapple canning
365	404	455	470	1,330	1,649	Manufacture of jams, marmalades and table jellies
49,822	39,293	39,599	42,807	173,167	153,343	Manufacture of vegetable and animal oils and fats
5,234	4,976	5,227	5,286	18,577	18,909	Manufacture of crude and refined vegetable oil
395	315	271	307	1,391	1,110	Manufacture of compound cooking fats
44,193	34,003	34,101	37,214	153,199	133,324	Manufacture of coconut oil
3,049	3,056	3,180	2,933	11,110	11,180	Manufacture of dairy products
2,852	2,871	2,982	2,707	10,370	10,416	Manufacture of condensed, powdered and evaporated milk
197	184	199	226	740	764	Other industry
2,716	2,757	2,802	2,767	9,698	10,223	Manufacture of grain mill products, starches and starch products
1,308	1,340	1,388	1,321	4,769	4,932	Rice milling
1,312	1,334	1,337	1,366	4,624	4,995	Flour milling
97	83	77	79	305	296	Other industry
14,849	14,981	15,669	15,954	53,464	57,767	Manufacture of other food products
847	839	952	1,060	3,004	3,644	Manufacture of biscuits and cookies
3,094	3,403	3,608	3,495	11,405	12,728	Manufacture of bread, cakes and other bakery products
732	698	797	859	2,586	2,990	Manufacture of snack products
1,279	1,271	1,475	1,609	4,770	5,551	Manufacture of sugar
885	903	869	887	3,108	3,300	Manufacture of cocoa products
3,488	3,441	3,448	3,365	12,956	12,612	Manufacture of chocolate and chocolate products
578	569	575	621	2,080	2,211	Manufacture of sugar confectionery
1,718	1,610	1,582	1,631	5,752	6,046	Manufacture of sauces and condiments
2,228	2,247	2,364	2,427	7,803	8,685	Manufacture of other food products n.e.c.
4,228	4,349	4,993	5,139	15,087	17,879	Manufacture of prepared animal feeds
3,248	3,204	3,131	3,284	11,685	11,966	Manufacture of beverages
1,772	1,695	1,676	1,839	6,142	6,511	Manufacture of soft drinks
324	334	345	372	1,246	1,291	Production of natural mineral waters and other bottled waters
1,151	1,174	1,111	1,073	4,297	4,164	Other industry
926	1,196	996	807	3,107	3,688	Manufacture of tobacco products
1,626	1,481	1,486	1,383	5,947	5,252	Spinning, weaving and finishing of textiles
1,215	1,147	1,138	1,012	4,405	3,932	Preparation and spinning of textile fibres
399	324	338	362	1,494	1,286	Weaving of textiles
12	11	9	9	49	34	Dyeing, bleaching, printing and finishing of yarns and fabrics
1,321	1,415	1,380	1,387	4,687	5,186	Manufacture of other textiles
586	584	569	546	2,112	2,077	Manufacture of knitted and crocheted fabrics
735	831	811	841	2,575	3,109	Other industry
2,350	2,410	2,263	2,276	8,122	8,580	Manufacture of wearing apparel, except fur apparel
2,081	2,096	2,009	2,029	7,110	7,575	Manufacture of clothings
269	314	254	247	1,012	1,004	Other industry
112	123	111	115	373	442	Manufacture of articles of fur, knitted and crocheted apparel
551	508	439	466	1,682	1,810	Tanning and dressing of leather; manufacture of luggage, handbags, saddlery and harness; dressing and dyeing of fur
209	215	210	215	709	798	Manufacture of footwear
140	138	135	143	451	523	Manufacture of leather footwear
69	77	75	72	258	275	Manufacture of rubber footwear
1,825	1,965	1,378	1,458	6,035	5,948	Sawmilling and planning of wood

Jadual Table **1.4a** : Nilai Jualan Sektor Pembuatan Mengikut Kumpulan (samb.)
: Sales Value of Manufacturing Sector by Group (cont.)

Kod Kumpulan Group code	Keterangan Kumpulan/Tempoh	2022										
		Jan.	Feb.	Mac	Apr.	Mei	Jun	Jul.	Ogo.	Sep.	Okt.	Nov.
101	Pemprosesan dan pengawetan daging	747	706	681	731	738	711	709	763	741	792	771
102	Pemprosesan dan pengawetan ikan, krustasea dan moluska	503	450	481	473	473	488	438	490	478	476	491
10201 & 10202	Pengetinan ikan, krustasea dan moluska	476	425	454	447	450	462	413	463	448	446	464
	Pemprosesan dan pengawetan ikan, krustasea dan moluska Industri lain	28	25	27	26	24	25	25	27	29	30	27
103	Pemprosesan dan pengawetan buah-buahan dansayur - sayuran	162	144	139	145	144	152	142	155	157	153	163
10303 & 10304	Pengetinan nanas	28	26	22	24	22	31	30	33	36	35	38
	Pembuatan jem, marmalad dan sajian jeli Industri lain	133	118	118	121	122	120	111	122	120	118	125
104	Pembuatan minyak dan lemak daripada sayuran dan haiwan	13,195	12,218	12,109	16,749	17,919	18,448	15,779	16,472	17,419	16,701	16,158
10404 & 10406	Pembuatan minyak sayuran mentah dan bertapis	1,434	1,259	1,377	1,624	1,731	1,885	2,018	2,007	1,924	1,717	1,602
	Pembuatan sebatian lemak masakan	117	126	128	115	121	123	135	146	129	128	122
	Pembuatan minyak kelapa Industri lain	11,644	10,833	10,603	15,011	16,067	16,440	13,626	14,319	15,366	14,856	14,435
105	Pembuatan produk tenusu	993	967	982	1,013	1,008	1,015	979	1,078	1,033	1,007	1,035
10502	Pembuatan susu pekat, tepung dan sejat Industri lain	923	901	916	949	945	948	910	1,007	962	940	969
		70	66	66	64	63	67	69	71	70	67	66
106	Pembuatan produk bijian, kanji dan produk berkanji	824	819	873	984	924	868	821	884	901	904	897
10611	Pengilangan beras	376	406	408	532	466	406	394	446	461	444	432
10613	Pengilangan tepung Industri lain	420	388	439	424	432	435	401	412	412	427	433
		28	25	25	28	26	27	26	26	28	33	33
107	Pembuatan produk makanan lain	4,769	4,485	4,759	4,937	4,792	4,953	4,855	5,107	4,907	4,952	4,947
10711	Pembuatan biskut dan cookies	271	260	266	335	257	254	254	278	265	279	286
10712	Pembuatan roti, kek dan produk bakeri lain	987	933	955	1,015	1,092	1,152	1,111	1,127	1,017	1,011	1,005
10713	Pembuatan produk snek	226	222	243	252	235	236	213	233	239	245	242
10721	Pembuatan gula	511	430	429	455	391	453	411	421	420	425	424
10731	Pembuatan produk koko	306	300	257	270	268	270	282	289	276	297	294
10732 & 10733	Pembuatan coklat dan produk coklat	1,120	1,050	1,211	1,232	1,223	1,163	1,163	1,246	1,196	1,190	1,160
	Pembuatan konfeksi gula	199	190	200	204	175	182	175	184	181	189	202
10793	Pembuatan sos dan bahan perasa	474	457	502	492	489	515	506	579	567	581	588
10799	Pembuatan produk makanan lain t.t.t.l. Industri lain	674	641	696	683	661	730	742	751	746	734	746
108/10800	Pembuatan makanan haiwan tersedia	1,279	1,184	1,156	1,435	1,424	1,439	1,449	1,423	1,475	1,439	1,385
110	Pembuatan minuman ringan	1,042	1,046	1,110	1,153	936	946	1,043	1,114	1,080	1,140	1,076
11041	Pembuatan minuman ringan	543	580	616	640	464	459	548	576	527	612	577
11042	Pengeluaran air mineral semulajadi dan minuman lain yang dibotolkan Industri lain	108	115	124	125	102	107	115	119	111	111	110
		392	351	370	388	369	380	381	419	442	417	388
120/12000	Pembuatan produk tembakau	327	330	361	329	239	218	216	243	222	301	323
131	Pemintalan, penenunan dan penyiapan tekstil	566	547	567	548	513	568	545	537	504	514	539
13110 & 13120	Penyediaan dan pemintalan gentian tekstil	411	414	429	409	386	407	396	404	371	374	404
13132	Penenunan tekstil	150	129	133	135	122	156	144	129	129	137	131
	Pewarnaan, pelunturan, percetakan dan penyiapan akhir benang dan fabrik Industri lain	5	4	4	4	5	5	5	5	4	4	4
139	Pembuatan tekstil lain	446	412	421	415	416	441	430	413	417	433	443
13910	Pembuatan fabrik dikait dan dikrusye Industri lain	203	189	195	186	190	198	191	184	184	195	196
		243	223	226	230	225	243	239	229	233	238	247
141	Pembuatan pakaian, kecuali pakaian berbulu	787	776	789	757	705	657	700	713	711	732	795
14102	Pembuatan pakaian Industri lain	689	671	681	657	609	577	623	634	624	643	701
		98	105	108	100	96	79	76	79	87	89	94
142 & 143	Pembuatan artikel daripada kulit bulu dan pakaian yang dikait dan dikrusye	38	33	32	30	30	32	32	31	37	38	39
151 (15110 & 15120)	Penyamakan dan pembersihan kulit, pembuatan bagasi, beg tangan, pelana dan abah-abah pembersihan dan pewarnaan bulu	161	160	156	134	123	130	129	148	164	179	197
152	Pembuatan kasut	68	63	71	62	62	56	59	66	63	69	69
15201 & 15203	Pembuatan kasut kulit	44	34	44	35	36	37	41	45	43	46	47
	Pembuatan kasut getah Industri lain	25	28	27	27	27	19	19	22	20	22	22
161/16100	Pengilangan dan pengetaman kayu	690	561	683	557	391	386	389	613	578	597	591

2023												Group Description/Period
Dis.	Jan.	Feb.	Mac	Apr.	Mei	Jun	Jul.	Ogo.	Sep.	Okt.	Nov.	
719	733	772	765	802	803	789	760	782	784	784	797	Processing and preserving of meat
473	512	457	481	466	524	496	520	514	518	534	526	Processing and preserving of fish, crustaceans and molluscs
												<i>Canning of fish, crustaceans and molluscs</i>
443	482	426	449	436	491	465	491	483	483	500	490	<i>Processing, curing and preserving of fish, crustacean and molluscs</i>
30	30	31	32	30	33	31	29	31	34	34	35	<i>Other industry</i>
153	160	165	192	187	202	210	204	201	215	212	215	Processing and preserving of fruits and vegetable
												<i>Pineapple canning</i>
31	34	36	43	41	49	55	50	48	52	54	53	<i>Manufacture of jams, marmalades and table jellies</i>
121	126	129	149	147	153	155	154	153	163	158	161	<i>Other industry</i>
16,963	13,900	13,145	12,248	12,871	13,339	13,388	12,867	13,984	15,956	16,104	15,540	Manufacture of vegetable and animal oils and fats
												<i>Manufacture of crude and refined vegetable oil</i>
1,915	1,582	1,687	1,707	1,711	1,821	1,695	1,671	1,780	1,834	1,792	1,628	<i>Manufacture of compound cooking fats</i>
145	119	103	93	82	103	86	95	105	107	117	100	<i>Manufacture of coconut oil</i>
14,903	12,199	11,355	10,449	11,078	11,415	11,607	11,100	12,098	14,016	14,195	13,811	<i>Other industry</i>
1,007	975	1,001	1,080	1,068	1,091	1,022	951	1,008	974	997	1,014	Manufacture of dairy products
942	908	943	1,020	1,007	1,023	952	880	933	895	918	938	<i>Manufacture of condensed, powdered and evaporated milk</i>
64	67	58	60	61	67	70	71	75	79	79	76	<i>Other industry</i>
915	872	931	955	936	970	896	891	919	957	953	944	Manufacture of grain mill products, starches and starch products
432	400	470	470	468	493	426	427	437	457	448	435	<i>Rice milling</i>
451	443	434	457	441	451	445	438	456	472	477	482	<i>Flour milling</i>
31	29	27	27	26	26	25	26	25	28	28	28	<i>Other industry</i>
4,949	4,918	4,979	5,084	4,976	5,442	5,252	5,151	5,362	5,441	5,530	5,633	Manufacture of other food products
282	265	286	288	288	333	331	351	353	356	384	410	<i>Manufacture of biscuits and cookies</i>
1,077	1,146	1,094	1,163	1,108	1,265	1,234	1,181	1,212	1,103	1,110	1,111	<i>Manufacture of bread, cakes and other bakery products</i>
244	218	225	255	251	277	268	265	289	305	309	327	<i>Manufacture of snack products</i>
430	417	429	425	425	502	548	507	529	572	592	605	<i>Manufacture of sugar</i>
294	295	328	280	280	309	280	296	295	296	321	320	<i>Manufacture of cocoa products</i>
												<i>Manufacture of chocolate and chocolate products</i>
1,138	1,156	1,136	1,148	1,136	1,214	1,098	1,071	1,135	1,159	1,155	1,204	<i>Manufacture of sugar confectionery</i>
187	176	194	199	203	177	195	190	208	223	223	223	<i>Manufacture of sauces and condiments</i>
548	521	539	549	528	551	503	498	542	592	609	614	<i>Manufacture of other food products n.e.c.</i>
749	724	748	775	757	814	794	792	799	836	828	820	<i>Other industry</i>
1,404	1,400	1,432	1,518	1,616	1,698	1,680	1,712	1,711	1,717	1,729	1,668	Manufacture of prepared animal feeds
1,032	1,047	1,043	1,114	1,118	1,049	964	1,065	1,124	1,095	1,231	1,117	Manufacture of beverages
582	537	556	603	606	543	527	633	619	587	685	616	<i>Manufacture of soft drinks</i>
104	101	113	121	121	115	108	119	127	126	123	117	<i>Production of natural mineral waters and other bottled waters</i>
346	410	374	390	391	391	329	313	377	383	423	384	<i>Other industry</i>
303	394	349	452	359	376	262	258	286	263	350	338	Manufacture of tobacco products
572	510	465	506	486	510	490	470	478	435	444	458	Spinning, weaving and finishing of textiles
												<i>Preparation and spinning of textile fibres</i>
437	397	360	390	376	398	365	352	352	308	310	325	<i>Weaving of textiles</i>
131	110	101	113	107	109	122	115	123	124	131	131	<i>Dyeing, bleaching, printing and finishing of yarns and fabrics</i>
4	4	3	3	3	3	3	3	3	3	3	3	<i>Other industry</i>
445	473	473	469	459	459	462	455	462	469	493	510	Manufacture of other textiles
194	194	195	195	190	189	190	181	184	180	187	191	<i>Manufacture of knitted and crocheted fabrics</i>
250	279	278	274	269	270	272	274	278	289	306	319	<i>Other industry</i>
823	800	806	804	761	769	733	774	746	756	786	845	Manufacture of wearing apparel, except fur apparel
737	704	703	689	674	685	650	693	668	668	694	747	<i>Manufacture of clothings</i>
86	97	102	115	87	84	83	81	78	89	91	98	<i>Other industry</i>
35	39	41	42	37	37	37	36	35	43	46	48	Manufacture of articles of fur, knitted and crocheted apparel
												<i>Tanning and dressing of leather; manufacture of luggage, handbags, saddlery and harness; dressing and dyeing of fur</i>
175	171	165	173	151	151	137	140	154	172	190	206	
71	74	69	72	73	70	67	69	75	71	77	81	Manufacture of footwear
												<i>Manufacture of leather footwear</i>
47	49	44	46	46	45	44	45	50	48	52	55	<i>Manufacture of rubber footwear</i>
24	25	25	27	26	25	23	24	25	23	25	26	<i>Other industry</i>
637	618	631	716	560	452	366	382	555	522	583	564	Sawmilling and planning of wood

Jadual
Table **1.4a** : Nilai Jualan Sektor Pembuatan Mengikut Kumpulan
: Sales Value of Manufacturing Sector by Group

Kod Kumpulan Group code	Keterangan Kumpulan/Tempoh	2021	2022	2022		
				Q1	Q2	Q3
162	Pembuatan produk daripada kayu, gabus, jerami dan bahan jalinan lain	17,143	19,222	5,871	3,758	4,191
16211	Pembuatan kepingan venier dan papan lapis	8,271	9,087	2,821	1,705	1,903
16212	Pembuatan papan partikel dan papan gentian	5,226	5,885	1,758	1,169	1,329
16221	Pertukangan kayu untuk jurubina	1,893	2,156	652	431	470
	Industri lain	1,752	2,094	640	454	489
170	Pembuatan kertas dan produk kertas	25,788	28,260	6,810	7,041	7,246
17010	Pembuatan pulpa, kertas dan kertas tebal	5,188	5,903	1,494	1,444	1,475
17020	Pembuatan kertas gelugur dan kertas tebal dan bekas daripada kertas dan kertas tebal	10,480	10,746	2,493	2,684	2,803
17091	Pembuatan sampul surat dan kad surat	326	374	79	86	102
17092	Pembuatan kertas kegunaan rumah dan pembersih peribadi	5,154	5,998	1,523	1,515	1,490
17093	Pembuatan kertas bergam atau pelekat yang berjalur atau bergulung dan label dan kertas dinding	2,797	3,284	735	835	888
	Industri lain	1,843	1,955	486	476	488
181 & 182	Percetakan, aktiviti perkhidmatan berkaitan percetakan dan penerbitan semula media rakaman	12,098	13,709	3,547	3,273	3,216
18110	Percetakan	9,747	10,953	2,919	2,646	2,577
18120 &	Aktiviti perkhidmatan berkaitan percetakan					
18200	Penerbitan semula media rakaman	2,351	2,756	628	628	639
192 (19201 & 19202)	Pembuatan produk petroleum bertapis	175,557	249,901	45,669	60,286	75,616
201	Pembuatan kimia asas, baja dan sebatian nitrogen, plastik dan getah sintetik dalam bentuk primer	73,682	74,078	20,084	17,918	18,339
20111	Pembuatan gas perindustrian atau perubatan bukan organik dalam bentuk cecair atau mampat	2,419	2,036	333	536	577
20112 &	Pembuatan kimia organik asas					
20113	Pembuatan sebatian bukan organik	38,505	38,698	10,674	9,021	9,784
20121 &	Pembuatan baja					
20129	Pembuatan produk campuran nitrogen	4,968	5,859	1,669	1,464	1,387
20131	Pembuatan plastik dalam bentuk primer	24,184	21,813	6,104	5,562	4,997
	Industri lain	3,607	5,671	1,304	1,334	1,595
202 & 203	Pembuatan produk kimia lain dan serat buatan manusia	28,646	37,507	8,940	8,694	9,643
20210	Pembuatan racun perosak dan produk agrokimia lain	2,681	4,109	1,047	920	930
20221	Pembuatan cat, varnis dan penyadur dan mastik	7,653	10,181	2,629	2,464	2,479
20222	Pembuatan dakwat cetak	989	1,149	296	293	278
20231 &	Pembuatan sabun dan bahan pencuci, penyediaan membersihkan dan mengilap					
20232	Pembuatan pewangi dan penyediaan dandanan diri	10,633	13,833	3,126	3,138	3,838
20291 &	Pembuatan plat fotografi, filem, sensitized paper dan other sensitized unexposed materials					
20292 &	Pembuatan dakwat menulis dan melukis					
20299	Pembuatan produk kimia lain t.t.t.l.	6,066	7,509	1,689	1,715	1,905
	Industri lain	625	726	152	165	212
210	Pembuatan produk farmaseutikal, kimia perubatan dan botani	9,185	10,181	2,412	2,501	2,695
21001	Pembuatan bahan aktif ubat-ubatan untuk digunakan oleh bidang farmakologi dalam pembuatan ubat-ubatan	7,645	8,413	2,022	2,092	2,223
	Industri lain	1,540	1,768	390	409	472
221	Pembuatan produk getah	86,432	65,736	16,499	18,756	15,766
22111	Pembuatan tayar getah untuk kenderaan	5,509	4,203	1,275	1,222	954
22112	Pembuatan bunga tayar yang boleh ditukar ganti dan tayar celup	666	682	162	168	179
22191 &	Pembuatan produk lain daripada getah asli atau sintetik, tidak divulkan, divulkan atau dikeraskan					
22193	Pengilangan semula getah dan prosesan susu getah	7,914	7,313	1,644	1,996	1,918
22192	Pembuatan sarung tangan getah	65,418	46,911	11,813	13,687	11,021
22199	Pembuatan produk getah lain yang t.t.t.l.	6,925	6,626	1,606	1,684	1,693
222	Pembuatan produk plastik	58,617	61,804	14,652	16,028	15,866
22201 &	Pembuatan produk plastik separa siap					
22202	Pembuatan produk plastik siap	17,691	16,740	3,949	4,554	4,314
22203	Pembuatan artikel plastik untuk pembungkusan barangan	16,599	21,473	4,569	5,526	5,751
22204	Pembuatan barangan plastik jurubina	1,810	2,163	486	568	577
22205	Pembuatan pinggan mangkuk, peralatan dapur dan barangan tandas daripada plastik	4,658	7,037	1,584	1,784	1,880
22209	Pembuatan pelbagai produk plastik t.t.t.l.	17,859	14,390	4,065	3,595	3,343
231 (23101 & 23102 & 23109)	Pembuatan kaca dan produk kaca	5,162	5,410	1,483	1,331	1,263

2023		2022		2023		Group Description/Period
Q4	Q1	Q2	Q3	(Jan. - Nov.)	(Jan. - Nov.)	
5,402	5,538	3,598	3,895	17,414	16,455	Manufacture of products of wood, cork, straw and plaiting materials
2,659	2,846	1,779	1,939	8,208	8,356	Manufacture of veneer sheets and plywood
1,629	1,543	1,046	1,110	5,335	4,634	Manufacture of particle board and fibreboard
604	621	394	449	1,947	1,853	Manufacture of builders' carpentry
511	527	380	396	1,923	1,612	Other industry
7,163	7,561	7,377	7,381	25,888	27,384	Manufacture of paper and paper products
1,489	1,471	1,339	1,387	5,431	5,188	Manufacture of pulp, paper and paperboard
2,767	2,688	2,527	2,531	9,839	9,514	Manufacture of corrugated paper and paperboard and containers of paper and paperboard
107	102	95	90	339	346	Manufacture of envelopes and letter-card
1,470	1,740	1,725	1,689	5,484	6,252	Manufacture of household and personal hygiene paper
826	941	1,019	963	3,019	3,574	Manufacture of gummed or adhesive paper in strips or rolls and labels and wall paper
505	618	672	722	1,777	2,510	Other industry
3,673	3,812	3,452	3,457	12,430	13,214	Printing, service activities related to printing and reproduction of recorded media
2,812	2,899	2,677	2,737	10,003	10,304	Printing
861	913	776	720	2,427	2,911	Service activities related to printing
						Reproduction of recorded media
68,330	55,680	56,542	58,478	229,264	209,224	Manufacture of refined petroleum products
17,737	18,784	16,292	16,825	67,841	62,662	Manufacture of basic chemicals, fertilizer and nitrogen compounds, plastics and synthetic rubber in primary forms
590	529	385	367	1,821	1,563	Manufacture of liquefied or compressed inorganic industrial or medical gases
9,219	9,870	7,970	8,360	35,375	31,418	Manufacture of basic organic chemicals
1,339	1,417	1,241	1,108	5,392	4,463	Manufacture of inorganic compounds
5,150	5,553	5,399	5,713	20,048	20,410	Manufacture of fertilizers
1,438	1,415	1,298	1,276	5,206	4,807	Manufacture of associated nitrogen products
10,230	10,849	10,495	11,343	33,886	40,301	Manufacture of plastics in primary forms
1,212	1,246	1,209	1,327	3,636	4,677	Other industry
2,609	3,126	3,314	3,611	9,243	12,435	Manufacture of other chemical products and man-made fibres
282	293	281	276	1,049	1,018	Manufacture of pesticides and other agrochemical products
3,731	3,845	3,646	3,965	12,570	13,984	Manufacture of paints, varnishes and similar coatings ink and mastics
						Manufacture of printing ink
						Manufacture of soap and detergents, cleaning and polishing preparations
						Manufacture of perfumes and toilet preparations
						Manufacture of photographic plates, films, sensitized paper and other sensitized unexposed materials
2,199	2,128	1,885	1,992	6,731	7,505	Manufacture of writing and drawing ink
						Manufacture of other chemical products n.e.c.
197	210	161	171	657	682	Other industry
2,573	2,702	2,629	2,714	9,347	9,849	Manufacture of pharmaceuticals, medicinal chemical and botanical products
2,076	2,218	2,186	2,206	7,748	8,086	Manufacture of medicinal active substances to be used for their pharmacological properties in the manufacture of medicaments
498	484	443	508	1,599	1,764	Other industry
14,715	14,721	16,387	14,416	61,024	55,171	Manufacture of rubber products
753	747	694	620	3,955	2,433	Manufacture of rubber tyres for vehicles
174	210	213	216	624	795	Manufacture of interchangeable tyre treads and retreading rubber tyres
1,755	1,504	1,475	1,448	6,735	5,522	Manufacture of other products of natural or synthetic rubber, unvulcanized, vulcanized or hardened
10,391	10,824	12,555	10,591	43,624	40,951	Rubber remilling and latex processing
1,642	1,436	1,449	1,541	6,087	5,470	Manufacture of rubber gloves
15,258	14,170	15,832	15,778	56,721	56,257	Manufacture of other rubber products n.e.c.
3,923	3,823	4,204	3,996	15,437	14,596	Manufacture of plastics products
5,627	4,817	5,424	5,431	19,614	19,296	Manufacture of semi-manufactures of plastic products
532	622	760	839	1,979	2,794	Manufacture of finished plastic products
1,789	1,718	2,136	1,970	6,461	7,021	Manufacture of plastic articles for the packing of goods
3,387	3,190	3,308	3,542	13,230	12,549	Manufacture of builders' plastics ware
						Manufacture of plastic tableware, kitchenware and toilet articles
						Manufacture of diverse plastic products n.e.c.
1,333	1,412	1,304	1,212	4,921	4,762	Manufacture of glass and glass products

Jadual Table **1.4a** : Nilai Jualan Sektor Pembuatan Mengikut Kumpulan (samb.)
: Sales Value of Manufacturing Sector by Group (cont.)

Kod Kumpulan Group code	Keterangan Kumpulan/Tempoh	2022										
		Jan.	Feb.	Mac	Apr.	Mei	Jun	Jul.	Ogo.	Sep.	Okt.	Nov.
162	Pembuatan produk daripada kayu, gabus, jerami dan bahan jalinan lain	1,989	1,824	2,058	1,579	1,108	1,072	1,076	1,455	1,660	1,767	1,826
16211	Pembuatan kepingan venier dan papan lapis	928	892	1,001	738	490	476	465	643	796	858	921
16212	Pembuatan papan partikel dan papan gentian	600	525	634	489	354	326	342	458	529	543	537
16221	Pertukangan kayu untuk jurubina	235	209	207	165	133	132	138	170	162	200	195
	Industri lain	226	198	216	187	131	137	132	184	173	166	173
170	Pembuatan kertas dan produk kertas	2,258	2,143	2,409	2,477	2,251	2,312	2,331	2,456	2,459	2,442	2,350
17010	Pembuatan pulpa, kertas dan kertas tebal	505	471	518	534	454	457	474	504	497	540	477
17020	Pembuatan kertas gelugur dan kertas tebal dan bekas daripada kertas dan kertas tebal	825	785	882	954	863	866	904	948	952	936	923
17091	Pembuatan sampul surat dan kad surat	26	26	28	25	30	31	32	34	35	37	35
17092	Pembuatan kertas kegunaan rumah dan pembersih peribadi	510	473	541	533	488	494	468	498	524	480	476
17093	Pembuatan kertas bergam atau pelekat yang berjalur atau bergulung dan label dan kertas dinding	218	233	284	276	258	301	289	310	289	287	273
	Industri lain	175	156	155	156	157	163	164	162	162	161	165
181 & 182	Percetakan, aktiviti perkhidmatan berkaitan percetakan dan penerbitan semua media rakaman	1,223	1,165	1,158	1,159	1,053	1,061	1,072	1,054	1,090	1,070	1,323
18110	Percetakan	994	956	969	938	850	857	856	844	877	849	1,012
18120	Aktiviti perkhidmatan berkaitan percetakan &	230	209	189	221	203	204	216	210	213	221	311
18200	Penerbitan semua media rakaman											
192 (19201 & 19202)	Pembuatan produk petroleum bertapis	17,255	13,325	15,090	17,952	18,912	23,423	24,989	25,665	24,961	24,433	23,259
201	Pembuatan kimia asas, baja dan sebatian nitrogen, plastik dan getah sintetik dalam bentuk primer	6,664	6,536	6,884	5,828	5,940	6,150	6,151	6,377	5,811	5,568	5,932
20111	Pembuatan gas perindustrian atau perubatan bukan organik dalam bentuk cecair atau mampat	132	107	94	156	184	196	191	207	178	180	196
20112 & 20113	Pembuatan kimia organik asas	3,544	3,511	3,618	2,830	3,042	3,149	3,271	3,433	3,080	2,889	3,008
20113	Pembuatan sebatian bukan organik											
20121 & 20129	Pembuatan baja	567	533	569	506	492	466	461	474	451	436	436
20129	Pembuatan produk campuran nitrogen											
20131	Pembuatan plastik dalam bentuk primer	1,978	1,958	2,168	1,890	1,789	1,884	1,733	1,691	1,573	1,586	1,798
	Industri lain	443	426	435	447	433	455	495	572	529	479	494
202 & 203	Pembuatan produk kimia lain dan serat buatan manusia	2,976	2,901	3,063	2,975	2,743	2,976	2,981	3,327	3,335	3,197	3,412
20210	Pembuatan racun perosak dan produk agrokimia lain	350	333	364	338	280	301	277	321	333	335	404
20221	Pembuatan cat, varnis dan penyadur dan mastik	906	858	865	829	804	831	796	852	832	798	872
20222	Pembuatan dakwat cetak	102	97	97	101	93	98	93	98	88	87	96
20231 & 20232	Pembuatan sabun dan bahan pencuci, penyediaan membersihkan dan mengilap	1,009	1,006	1,112	1,074	937	1,127	1,171	1,335	1,331	1,229	1,239
20232	Pembuatan pewangi dan penyediaan dandanan diri											
20291 & 20292 & 20299	Pembuatan plat fotografi, filem, sensitized paper dan other sensitized unexposed materials	560	557	573	588	570	557	578	649	678	683	738
20292 & 20299	Pembuatan dakwat menulis dan melukis											
20299	Pembuatan produk kimia lain t.t.t.l.											
	Industri lain	50	51	51	45	58	62	66	73	73	65	63
210	Pembuatan produk farmaseutikal, kimia perubatan dan botani	819	764	829	834	752	915	888	893	914	879	860
21001	Pembuatan bahan aktif ubat-ubatan untuk digunakan oleh bidang farmakologi dalam pembuatan ubat-ubatan	688	637	697	706	629	757	736	737	751	723	687
	Industri lain	131	127	131	128	123	158	152	156	164	156	173
221	Pembuatan produk getah	5,166	4,761	6,573	6,609	6,077	6,070	5,711	5,020	5,034	5,130	4,873
22111	Pembuatan tayar getah untuk kenderaan	428	409	437	451	367	404	389	300	265	257	248
22112	Pembuatan bunga tayar yang boleh ditukar ganti dan tayar celup	56	50	56	54	52	62	61	58	60	57	58
22191 & 22193	Pembuatan produk lain daripada getah asli atau sintetik, tidak divulkan, divulkan atau dikeraskan	548	520	577	704	594	698	682	663	574	602	575
22193	Pengilangan semula getah dan prosesan susu getah											
22192	Pembuatan sarung tangan getah	3,604	3,283	4,926	4,802	4,550	4,335	4,017	3,433	3,571	3,647	3,457
22199	Pembuatan produk getah lain yang t.t.t.l.	530	499	577	598	514	572	563	566	565	568	536
222	Pembuatan produk plastik	4,846	4,635	5,171	5,714	5,118	5,196	5,253	5,351	5,262	5,071	5,104
22201 & 22202	Pembuatan produk plastik separa siap	1,311	1,250	1,388	1,523	1,471	1,561	1,489	1,425	1,401	1,331	1,289
22202	Pembuatan produk plastik siap											
22203	Pembuatan artikel plastik untuk pembungkusan barangan	1,525	1,470	1,574	1,865	1,824	1,837	1,859	1,976	1,916	1,882	1,886
22204	Pembuatan barangan plastik jurubina	162	141	184	190	187	190	185	199	193	172	177
22205	Pembuatan pinggan mangkuk, peralatan dapur dan barangan tandas daripada plastik	530	461	593	642	578	564	636	600	645	615	597
22209	Pembuatan pelbagai produk plastik t.t.t.l.	1,318	1,313	1,434	1,494	1,057	1,043	1,085	1,151	1,107	1,072	1,155
231 (23101 & 23102 & 23109)	Pembuatan kaca dan produk kaca	464	505	513	464	459	408	468	428	368	384	461

2023												Group Description/Period
Dis.	Jan.	Feb.	Mac	Apr.	Mei	Jun	Jul.	Ogo.	Sep.	Okt.	Nov.	
1,809	1,862	1,784	1,891	1,466	1,159	972	970	1,370	1,555	1,728	1,697	Manufacture of products of wood, cork, straw and plaiting materials
880	960	917	969	741	569	468	460	672	807	906	886	Manufacture of veneer sheets and plywood
549	505	498	540	419	344	282	282	386	442	470	465	Manufacture of particle board and fibreboard
209	221	196	203	156	125	114	122	168	159	196	193	Manufacture of builders' carpentry
171	176	173	179	151	121	108	106	144	146	156	153	Other industry
2,372	2,418	2,505	2,639	2,584	2,437	2,356	2,354	2,495	2,533	2,531	2,534	Manufacture of paper and paper products
472	498	512	461	458	467	414	417	478	492	502	488	Manufacture of pulp, paper and paperboard
908	868	878	942	888	845	794	806	839	886	889	879	Manufacture of corrugated paper and paperboard and containers of paper and paperboard
35	36	31	35	33	31	31	30	30	30	30	29	Manufacture of envelopes and letter-card
514	540	566	634	616	566	543	540	587	562	540	559	Manufacture of household and personal hygiene paper
265	282	309	350	369	298	351	327	317	319	327	323	Manufacture of gummed or adhesive paper in strips or rolls and labels and wall paper
179	193	209	216	219	230	223	233	244	245	242	255	Other industry
1,280	1,262	1,284	1,266	1,189	1,132	1,131	1,143	1,148	1,165	1,151	1,341	Printing, service activities related to printing and reproduction of recorded media
951	948	969	982	923	875	879	899	904	934	910	1,081	Printing
329	314	315	284	266	257	252	245	244	231	242	260	Service activities related to printing
												Reproduction of recorded media
20,637	21,738	16,662	17,279	18,063	19,413	19,065	18,598	20,301	19,579	19,927	18,597	Manufacture of refined petroleum products
6,237	6,184	6,168	6,432	5,444	5,510	5,338	5,404	5,980	5,440	5,289	5,472	Manufacture of basic chemicals, fertilizer and nitrogen compounds, plastics and synthetic rubber in primary forms
215	198	177	154	132	137	116	128	124	115	126	156	Manufacture of liquefied or compressed inorganic industrial or medical gases
3,323	3,255	3,264	3,351	2,778	2,602	2,590	2,646	3,017	2,697	2,494	2,724	Manufacture of basic organic chemicals
467	485	455	477	425	463	353	349	402	357	359	339	Manufacture of inorganic compounds
1,765	1,774	1,804	1,975	1,676	1,874	1,850	1,863	1,987	1,863	1,889	1,856	Manufacture of fertilizers
466	473	468	474	434	435	429	419	451	407	422	396	Manufacture of associated nitrogen products
3,621	3,618	3,460	3,771	3,282	3,591	3,622	3,665	3,860	3,818	3,789	3,826	Manufacture of other chemical products and man-made fibres
473	435	389	423	394	378	436	435	452	441	463	432	Manufacture of pesticides and other agrochemical products
938	982	984	1,160	999	1,153	1,163	1,143	1,250	1,218	1,195	1,189	Manufacture of paints, varnishes and similar coatings ink and mastics
99	101	96	96	90	95	95	96	95	85	77	91	Manufacture of printing ink
1,262	1,245	1,244	1,357	1,120	1,270	1,255	1,305	1,377	1,284	1,246	1,282	Manufacture of soap and detergents, cleaning and polishing preparations
778	785	681	662	618	643	624	627	641	725	742	758	Manufacture of perfumes and toilet preparations
69	71	66	72	60	53	48	60	45	66	66	75	Manufacture of photographic plates, films, sensitized paper and other sensitized unexposed materials
834	875	885	942	898	821	910	885	905	925	933	871	Manufacture of pharmaceuticals, medicinal chemical and botanical products
665	719	725	774	756	682	748	717	737	752	756	720	Manufacture of writing and drawing ink
169	156	159	168	142	139	162	167	168	173	176	152	Manufacture of other chemical products n.e.c.
4,712	4,562	4,251	5,907	5,670	5,446	5,270	5,092	4,577	4,748	4,914	4,733	Manufacture of rubber products
249	254	239	254	226	239	229	224	201	195	203	170	Manufacture of medicinal active substances to be used for their pharmacological properties in the manufacture of medicaments
59	61	71	78	68	73	72	68	70	78	79	77	Other industry
578	509	463	531	490	497	488	496	473	479	542	553	Manufacture of rubber tyres for vehicles
3,287	3,259	3,024	4,542	4,403	4,167	3,984	3,782	3,332	3,478	3,569	3,412	Manufacture of interchangeable tyre treads and retreading rubber tyres
539	479	454	503	483	470	497	522	501	518	522	521	Manufacture of other products of natural or synthetic rubber, unvulcanized, vulcanized or hardened
5,083	4,539	4,530	5,101	5,306	5,533	4,993	5,287	5,263	5,229	5,212	5,265	Manufacture of plastics products
1,304	1,210	1,240	1,373	1,371	1,464	1,368	1,358	1,302	1,336	1,310	1,264	Manufacture of semi-manufactures of plastic products
1,859	1,565	1,555	1,698	1,799	1,921	1,703	1,842	1,803	1,786	1,786	1,838	Manufacture of finished plastic products
183	162	201	260	254	264	241	276	279	284	279	294	Manufacture of plastic articles for the packing of goods
577	560	507	651	721	714	702	676	664	631	634	562	Manufacture of builders' plastics ware
1,160	1,043	1,028	1,120	1,161	1,169	978	1,134	1,215	1,193	1,202	1,308	Manufacture of plastic tableware, kitchenware and toilet articles
489	474	454	484	447	445	412	419	417	376	386	449	Manufacture of glass and glass products

Jadual Table **1.4a** : Nilai Jualan Sektor Pembuatan Mengikut Kumpulan
: Sales Value of Manufacturing Sector by Group

Kod Kumpulan Group code	Keterangan Kumpulan/Tempoh	2021	2022	2022		
				Q1	Q2	Q3
239	Pembuatan pengeluaran galian bukan logam t.t.t.l.	37,611	43,875	11,706	10,490	10,435
23911	Pembuatan mortar refraktori dan konkrit					
&		2,146	2,277	680	519	511
23921	Pembuatan seramik bukan refraktori					
23930	Pembuatan produk porselin dan seramik lain	1,006	1,089	269	283	273
23941	Pembuatan simen hidraulik	8,946	10,925	2,768	2,612	2,609
23951	Pembuatan konkrit dan mortar siap bancuh dan bancuhan kering	6,617	8,191	2,122	1,967	1,987
23952	Pembuatan konkrit pratuangan, simen atau artikel batu buatan yang digunakan dalam pembinaan;					
&						
23953	Pembuatan komponen struktur pasang siap untuk bangunan atau kejuruteraan awam dari simen, batu atau konkrit buatan	14,056	15,461	4,294	3,675	3,619
&						
23959	Pembuatan artikel konkrit, simen dan plaster lain t.t.t.l.					
23990	Pembuatan produk mineral bukan logam lain t.t.t.l.	3,624	4,414	1,147	1,071	1,079
	Industri lain	1,216	1,518	426	361	358
241 (24101 & 24102 & 24103 & 24104 & 24109)	Pembuatan besi dan keluli asas	26,476	29,018	7,764	6,323	6,804
242 (24201 & 24202 & 24209)	Pembuatan logam asas berharga dan logam bukan ferus lain	22,575	24,571	6,647	5,507	5,545
243	Pengacuan logam	514	620	148	157	147
251 & 252	Pembuatan produk struktur logam, tangki, takungan, penjana wap, senjata dan peluru	24,551	28,731	7,616	6,987	6,719
25113	Pembuatan pintu, tingkap dan bingkai, penutup tingkap dan pintu pagar daripada logam	17,192	20,096	5,581	4,850	4,582
25119	Pembuatan produk struktur logam lain					
25120	Pembuatan tangki, takungan dan kontena daripada logam	6,640	7,862	1,841	1,963	1,939
	Industri lain	718	773	194	174	199
259	Pembuatan lain-lain produk yang direka daripada logam; aktiviti perkhidmatan kerja logam	32,456	35,818	9,091	9,123	8,413
25910	Tempaan, tekanan, hentakan dan bentuk gelekkan logam; serbuk metalurgi	4,189	5,194	1,247	1,273	1,313
25920	Rawatan dan penyalutan logam; menggunakan mesin	2,920	3,556	834	851	863
25991	Pembuatan tin untuk produk makanan dan minuman, tiub dan kotak boleh dilipat	5,995	5,846	1,576	1,421	1,435
25992	Pembuatan kabel, plaited bands (jalur/pita berpintal) dan artikel seumpamanya daripada logam	11,842	12,166	3,418	3,273	2,591
&						
25993	Pembuatan bolt, skru, nat dan produk uliran seumpamanya					
25994	Pembuatan barangan rumah daripada logam	241	260	62	63	68
25999	Pembuatan produk lain yang direka daripada logam t.t.t.l.	6,529	7,898	1,732	2,033	1,929
	Industri lain	739	899	221	210	215
261	Pembuatan komponen dan papan elektronik	268,522	346,163	78,482	80,304	93,471
26101	Pembuatan diod, transistor dan alatan semikonduktor yang seumpamanya					
&						
26102	Pembuatan litar elektronik bersepadu dengan pemasangan mikro	154,125	206,533	49,034	48,639	54,376
26103	Pembuatan kapasitor dan perintang elektrik					
&						
26104	Pembuatan papan litar bercetak	105,853	128,538	27,015	29,057	36,179
&						
26105	Pembuatan komponen paparan					
26109	Pembuatan komponen lain untuk aplikasi elektronik	8,544	11,092	2,434	2,608	2,916
262 (26201 & 26202)	Pembuatan komputer dan kelengkapan peranti	46,756	50,499	13,161	14,670	10,793
263/ 26300	Pembuatan peralatan komunikasi	14,469	14,515	3,645	3,500	3,542
264/ 26400	Pembuatan peralatan elektronik pengguna	38,593	42,850	11,003	10,095	11,235
265	Pembuatan kelengkapan mengukur, menguji, memandu arah dan kawalan; jam tangan dan jam	14,075	18,336	4,424	3,915	4,894
26511	Pembuatan kelengkapan mengukur, menguji, memandu arah dan kawalan	12,238	16,116	3,944	3,372	4,297
&						
26512	Pembuatan kelengkapan kawalan proses perindustrian					
26520	Pembuatan jam tangan dan jam dan bahagiannya	1,837	2,220	480	543	597
266/ 26600	Pembuatan peralatan penyinaran, perubatan elektro dan elektroterapeutik	7,829	5,147	996	1,307	1,398

2023		2022		2023		Group Description/Period
Q4	Q1	Q2	Q3	(Jan. - Nov.)	(Jan. - Nov.)	
11,243	12,693	11,322	11,373	39,902	43,280	Manufacture of non-metallic mineral products n.e.c. Manufacture of refractory mortars and concretes
568	629	588	602	2,073	2,245	Manufacture of non-refractory ceramic
263	262	243	246	999	926	Manufacture of other porcelain and ceramic products
2,936	3,383	2,970	2,873	9,899	11,232	Manufacture of hydraulic cement
2,115	2,404	2,138	2,148	7,426	8,138	Manufacture of ready-mix and dry-mix concrete and mortars
						Manufacture of precast concrete, cement or artificial stone articles for use in construction
3,872	4,325	3,901	4,011	14,082	15,015	Manufacture of prefabricated structural components for building or civil engineering of cement, concrete or artificial stone
						Manufacture of other articles of concrete, cement and plaster n.e.c.
1,117	1,242	1,062	1,102	4,033	4,205	Manufacture of other non-metallic mineral products n.e.c.
373	449	419	391	1,389	1,520	Other industry
8,127	8,308	6,719	7,201	26,348	28,082	Manufacture of basic iron and steel
6,873	6,819	5,533	5,476	22,224	22,499	Manufacture of basic precious and other non-ferrous metals
168	157	166	168	562	610	Casting of metals
7,409	8,155	8,090	7,579	26,032	29,106	Manufacture of structural metal products, tanks, reservoirs , steam generators , weapons and ammunition
5,084	5,823	5,770	5,266	18,219	20,480	Manufacture of metal doors, windows and their frames, shutters and gates
2,119	2,106	2,113	2,113	7,118	7,864	Manufacture of other structural metal products
206	226	207	200	695	761	Manufacture of tanks, reservoirs and containers of metal
9,191	9,607	9,275	9,153	32,623	34,556	Manufacture of other fabricated metal products; metal working service activities
1,360	1,347	1,350	1,370	4,745	5,000	Forging, pressing, stamping and roll-forming of metal; powder metallurgy
1,008	1,117	942	881	3,185	3,602	Treatment and coating of metals; machining
1,415	1,467	1,461	1,563	5,358	5,588	Manufacture of tins and cans for food products, collapsible tubes and boxes
2,884	3,078	2,970	2,814	11,155	10,861	Manufacture of metal cable, plaited bands and similar articles
67	73	72	73	237	269	Manufacture of bolts, screws, nuts and similar threaded products
2,204	2,217	2,176	2,125	7,131	8,062	Manufacture of any other fabricated metal products n.e.c.
253	308	305	327	812	1,175	Other industry
93,905	91,403	86,283	92,043	316,112	327,601	Manufacture of electronic components and boards
54,483	51,831	47,614	53,011	188,741	184,631	Manufacture of diodes, transistors and similar semiconductor devices
						Manufacture of electronic integrated circuits micro assemblies
						Manufacture of electrical capacitors and resistors
36,288	36,755	35,195	34,826	117,205	129,425	Manufacture of printed circuit boards
						Manufacture of display components
3,134	2,817	3,475	4,205	10,167	13,545	Manufacture of other components for electronic applications
11,874	12,823	14,482	11,940	46,454	47,435	Manufacture of computers and peripheral equipment
3,828	4,038	5,251	6,011	13,156	18,642	Manufacture of communication equipment
10,516	9,986	9,727	11,729	39,624	38,979	Manufacture of consumer electronics
5,103	4,552	3,959	4,897	16,614	17,076	Manufacture of measuring, testing, navigating and control equipment; watches and clocks
4,503	4,103	3,521	4,315	14,573	15,196	Manufacture of measuring, testing, navigating and control equipment
600	448	438	582	2,041	1,881	Manufacture of industrial process control equipment
						Manufacture of watches and clocks and parts
1,446	1,273	1,203	1,334	4,701	4,873	Manufacture of irradiation, electromedical and electrotherapeutic equipment

Jadual Table **1.4a** : Nilai Jualan Sektor Pembuatan Mengikut Kumpulan (samb.)
: Sales Value of Manufacturing Sector by Group (cont.)

Kod Kumpulan Group code	Keterangan Kumpulan/Tempoh	2022										
		Jan.	Feb.	Mac	Apr.	Mei	Jun	Jul.	Ogo.	Sep.	Okt.	Nov.
239	Pembuatan pengeluaran galian bukan logam t.t.t.l.	3,961	3,758	3,988	3,723	3,332	3,434	3,441	3,527	3,468	3,447	3,824
23911	Pembuatan mortar refraktori dan konkrit &	233	218	229	177	154	188	168	165	178	171	193
23921	Pembuatan seramik bukan refraktori	90	90	88	93	94	96	95	90	87	86	87
23930	Pembuatan produk porselin dan seramik lain	885	914	969	933	833	846	847	889	873	904	1,006
23941	Pembuatan simen hidraulik	724	676	723	662	651	655	650	678	659	635	715
23951	Pembuatan konkrit dan mortar siap bancuh dan bancuhan kering	1,513	1,354	1,428	1,371	1,148	1,156	1,190	1,228	1,200	1,185	1,308
23952	Pembuatan konkrit pratuangan, simen atau artikel batu buatan yang digunakan dalam pembinaan;											
23953	Pembuatan komponen struktur pasang siap untuk bangunan atau kejuruteraan awam dari simen, batu atau konkrit buatan											
&	Pembuatan artikel konkrit, simen dan plaster lain t.t.t.l.											
23959												
23990	Pembuatan produk mineral bukan logam lain t.t.t.l.	374	369	404	361	331	379	377	357	345	350	386
	Industri lain	143	136	147	125	121	115	113	119	126	115	129
241 (24101 & 24102 & 24103 & 24104 & 24109)	Pembuatan besi dan keluli asas	2,763	2,434	2,567	2,392	2,068	1,864	1,741	2,308	2,755	2,719	2,738
242 (24201 & 24202 & 24209)	Pembuatan logam asas berharga dan logam bukan ferus lain	2,193	2,214	2,239	2,201	1,739	1,566	1,565	1,795	2,185	2,281	2,245
243	Pengacuan logam	49	47	52	55	52	49	42	51	54	54	57
251 & 252	Pembuatan produk struktur logam, tangki, takungan, penjana wap, senjata dan peluru	2,764	2,414	2,438	2,322	2,248	2,416	2,262	2,254	2,203	2,313	2,397
25113	Pembuatan pintu, tingkap dan bingkai, penutup tingkap dan pintu pagar daripada logam	2,050	1,747	1,784	1,605	1,590	1,655	1,545	1,518	1,519	1,579	1,627
25119	Pembuatan produk struktur logam lain	644	606	591	661	603	700	653	660	626	670	705
25120	Pembuatan tangki, takungan dan kontena daripada logam	70	61	63	56	56	62	64	76	59	64	65
	Industri lain											
259	Pembuatan lain-lain produk yang direka daripada logam; aktiviti perkhidmatan kerja logam	3,135	2,937	3,019	3,296	2,933	2,894	2,766	2,809	2,838	2,988	3,007
25910	Tempaan, tekanan, hentakan dan bentuk gelekkan logam; serbuk metalurgi	414	402	431	432	411	430	428	440	446	459	452
25920	Rawatan dan penyalutan logam; menggunakan mesin	280	263	292	301	263	287	291	262	310	320	317
25991	Pembuatan tin untuk produk makanan dan minuman, tiub dan kotak boleh dilipat	563	510	503	499	437	484	463	489	483	464	462
25992	Pembuatan kabel, plaited bands (jalur/pita berpintal) dan artikel seumpamanya daripada logam	1,189	1,093	1,135	1,178	1,115	980	889	865	837	940	933
&												
25993	Pembuatan bolt, skru, nat dan produk uliran seumpamanya	21	19	23	20	21	22	24	22	22	22	22
25994	Pembuatan barangan rumah daripada logam	586	585	561	789	620	625	601	657	670	704	733
25999	Pembuatan produk lain yang direka daripada logam t.t.t.l.	82	65	74	76	67	66	71	73	71	79	87
	Industri lain											
261	Pembuatan komponen dan papan elektronik	23,010	25,642	29,831	25,077	25,890	29,337	27,703	31,054	34,715	32,389	31,465
26101	Pembuatan diod, transistor dan alatan semikonduktor yang seumpamanya	14,304	15,972	18,758	15,650	15,284	17,705	16,260	18,293	19,824	19,067	17,625
26102	Pembuatan litar elektronik bersepadu dengan pemasangan mikro	7,881	8,932	10,202	8,625	9,731	10,701	10,597	11,832	13,749	12,164	12,790
&												
26103	Pembuatan kapasitor dan perintang elektrik	826	737	871	803	874	931	846	929	1,142	1,158	1,051
&												
26104	Pembuatan papan litar bercetak											
&												
26105	Pembuatan komponen paparan											
26109	Pembuatan komponen lain untuk aplikasi elektronik											
262 (26201 & 26202)	Pembuatan komputer dan kelengkapan peranti	4,274	4,634	4,254	5,900	4,101	4,669	3,880	4,135	2,778	4,084	3,746
263/ 26300	Pembuatan peralatan komunikasi	1,121	1,106	1,418	1,049	1,083	1,368	929	1,160	1,452	1,231	1,239
264/ 26400	Pembuatan peralatan elektronik pengguna	3,659	3,352	3,993	3,703	3,124	3,267	3,371	3,737	4,128	3,553	3,738
265	Pembuatan kelengkapan mengukur, menguji, memandu arah dan kawalan; jam tangan dan jam	1,788	1,222	1,413	1,161	1,193	1,561	1,544	1,639	1,712	1,691	1,690
26511	Pembuatan kelengkapan mengukur, menguji, memandu arah dan kawalan	1,613	1,076	1,255	986	1,024	1,362	1,342	1,436	1,519	1,481	1,479
&												
26512	Pembuatan kelengkapan kawalan proses perindustrian	176	146	158	174	169	199	202	203	193	210	211
26520	Pembuatan jam tangan dan jam dan bahagiannya											
266/ 26600	Pembuatan peralatan penyinaran, perubatan elektro dan elektroterapeutik	316	322	358	462	348	497	445	515	438	461	539

2023												Group Description/Period
Dis.	Jan.	Feb.	Mac	Apr.	Mei	Jun	Jul.	Ogo.	Sep.	Okt.	Nov.	
3,973	4,113	4,221	4,359	3,934	3,686	3,702	3,719	3,816	3,839	3,728	4,164	Manufacture of non-metallic mineral products n.e.c. Manufacture of refractory mortars and concretes
204	202	210	217	198	198	193	187	195	219	207	219	Manufacture of non-refractory ceramic
90	93	88	81	81	83	80	83	85	79	85	89	Manufacture of other porcelain and ceramic products
1,026	1,109	1,113	1,161	1,061	951	957	962	967	944	942	1,065	Manufacture of hydraulic cement
764	782	802	820	718	709	711	721	722	706	677	769	Manufacture of ready-mix and dry-mix concrete and mortars
												Manufacture of precast concrete, cement or artificial stone articles for use in construction
1,379	1,393	1,437	1,495	1,359	1,256	1,286	1,295	1,350	1,366	1,306	1,471	Manufacture of prefabricated structural components for building or civil engineering of cement, concrete or artificial stone
												Manufacture of other articles of concrete, cement and plaster n.e.c.
381	387	428	427	373	350	340	344	370	388	380	418	Manufacture of other non-metallic mineral products n.e.c.
129	148	144	157	144	140	135	127	127	136	130	132	Other industry
2,670	2,654	2,742	2,912	2,441	2,174	2,104	1,972	2,336	2,893	2,844	3,010	Manufacture of basic iron and steel
2,347	2,236	2,255	2,327	2,241	1,853	1,438	1,362	1,785	2,328	2,368	2,304	Manufacture of basic precious and other non-ferrous metals
58	52	51	54	55	54	57	49	58	60	61	58	Casting of metals
2,700	2,817	2,584	2,753	2,729	2,673	2,688	2,515	2,534	2,530	2,556	2,726	Manufacture of structural metal products, tanks, reservoirs, steam generators, weapons and ammunition
1,878	1,991	1,891	1,941	1,935	1,927	1,908	1,702	1,794	1,771	1,742	1,879	Manufacture of metal doors, windows and their frames, shutters and gates
745	749	620	736	725	677	711	743	672	697	752	781	Manufacture of tanks, reservoirs and containers of metal
77	77	73	76	68	69	70	70	68	62	62	66	Other industry
3,196	3,238	3,256	3,114	3,201	3,058	3,016	3,002	3,058	3,093	3,234	3,287	Manufacture of other fabricated metal products; metal working service activities
449	451	439	457	455	445	450	454	469	447	468	466	Forging, pressing, stamping and roll-forming of metal; powder metallurgy
371	405	389	324	329	305	307	304	275	302	333	329	Treatment and coating of metals; machining
488	487	494	487	482	488	491	492	533	538	544	553	Manufacture of tins and cans for food products, collapsible tubes and boxes
												Manufacture of metal cable, plaited bands and similar articles
1,010	1,029	1,050	1,000	994	998	978	943	935	937	991	1,008	Manufacture of bolts, screws, nuts and similar threaded products
23	25	24	24	25	24	23	25	24	24	26	25	Manufacture of metal household articles
767	741	759	717	808	695	673	683	709	734	760	784	Manufacture of any other fabricated metal products n.e.c.
87	101	101	106	108	102	95	104	112	112	113	122	Other industry
30,050	26,192	30,366	34,845	27,463	27,561	31,258	28,660	30,278	33,106	30,059	27,813	Manufacture of electronic components and boards
												Manufacture of diodes, transistors and similar semiconductor devices
17,792	15,208	16,733	19,891	14,665	15,171	17,778	16,886	17,406	18,719	17,006	15,168	Manufacture of electronic integrated circuits micro assemblies
												Manufacture of electrical capacitors and resistors
11,333	10,127	12,740	13,888	11,764	11,262	12,169	10,545	11,564	12,717	11,482	11,167	Manufacture of printed circuit boards
												Manufacture of display components
925	858	894	1,065	1,035	1,129	1,311	1,228	1,307	1,670	1,571	1,477	Manufacture of other components for electronic applications
4,044	4,127	4,527	4,168	5,447	4,606	4,428	4,360	4,587	2,993	4,259	3,932	Manufacture of computers and peripheral equipment
1,359	1,190	1,242	1,605	1,591	1,652	2,008	1,685	1,958	2,368	1,664	1,679	Manufacture of communication equipment
3,225	3,048	3,165	3,773	3,177	3,240	3,310	3,563	3,814	4,352	3,792	3,746	Manufacture of consumer electronics
1,722	1,600	1,370	1,582	1,195	1,274	1,490	1,482	1,557	1,859	1,851	1,818	Manufacture of measuring, testing, navigating and control equipment; watches and clocks
1,543	1,440	1,231	1,433	1,062	1,135	1,324	1,291	1,368	1,657	1,642	1,614	Manufacture of measuring, testing, navigating and control equipment
												Manufacture of industrial process control equipment
179	161	139	149	133	139	166	191	189	202	209	204	Manufacture of watches and clocks and parts
446	398	407	468	389	383	430	403	469	461	510	553	Manufacture of irradiation, electromedical and electrotherapeutic equipment

Jadual
Table **1.4a** : Nilai Jualan Sektor Pembuatan Mengikut Kumpulan
: Sales Value of Manufacturing Sector by Group

Kod Kumpulan Group code	Keterangan Kumpulan/Tempoh	2021	2022	2022		
				Q1	Q2	Q3
267 (26701 & 26702) & 268 (26800)	Pembuatan peralatan optikal, kelengkapan fotografi, media magnetik dan optikal	1,682	2,249	495	521	622
271	Pembuatan motor elektrik, penjana, transformer dan perkakasan pengagihan dan pengawalan elektrik	12,845	17,122	3,853	4,205	4,621
	27101 Pembuatan motor elektrik, penjana dan transformer	4,672	5,476	1,297	1,420	1,435
	27102 Pembuatan perkakasan pengagihan dan pengawalan elektrik	8,173	11,645	2,556	2,785	3,187
272/ 27200	Pembuatan bateri dan akumulator	4,975	6,645	1,218	1,367	1,955
273	Pembuatan pendawaian dan peranti pendawaian	10,640	10,643	2,691	2,734	2,708
	27310 Pembuatan kabel gantian optikal	308	354	84	93	87
	27320 Pembuatan wayar dan kabel elektronik dan elektrik lain	9,599	9,610	2,417	2,450	2,460
	27330 Pembuatan alatan pendawaian pembawa dan bukan pembawa arus untuk litar elektrik (tanpa mengira jenis bahan)	734	679	190	191	161
274/ 27400	Pembuatan kelengkapan pencahayaan elektrik	1,287	1,635	368	392	442
275/ 27500	Pembuatan perkakasan domestik	10,968	11,917	2,748	2,898	3,188
279/ 27900	Pembuatan kelengkapan elektrik lain	7,774	8,087	1,948	1,865	2,080
281 & 282	Pembuatan jentera kegunaan umum dan kegunaan khas	42,783	45,720	10,312	11,805	11,481
	28120 Pembuatan alat-alat kuasa bendalir &	2,912	2,983	531	750	851
	28130 Pembuatan pam, pemampat, kepala paip dan injap lain					
	28180 Pembuatan alatan tangan yang menggunakan kuasa dilengkapkan dengan motor elektrik atau bukan motor elektrik atau pneumatik &	10,853	10,965	2,329	2,946	2,765
	28220 Pembuatan jentera pembentukan logam dan alatan mesin					
	28192 Pembuatan mesin penyaman udara, termasuk untuk kenderaan bermotor	11,938	11,209	3,020	3,200	2,535
	28290 Pembuatan lain-lain mesin bertujuan khas t.t.t.l. Industri lain	6,030 11,049	8,316 12,248	1,587 2,845	1,933 2,975	2,252 3,078
291 (29101 & 29102)	Pembuatan kenderaan bermotor	38,540	43,437	9,874	9,343	9,925
292/ 29200	Pembuatan kerangka (coachwork) untuk kenderaan bermotor; pembuatan treler dan semi treler	6,553	7,706	1,985	2,077	1,532
293/ 29300	Pembuatan alat ganti dan aksesori untuk kenderaan bermotor	32,291	38,077	8,926	9,291	10,078
301 (30110 & 30120)	Pembinaan kapal dan bot	5,121	5,169	1,285	1,164	1,176
302, 303, 304 & 309	Pembuatan lokomotif keretapi, rolling stock, kapal angkasa dan udara, jentera berkaitan, kenderaan tempur ketenteraan, dan kelengkapan pengangkutan t.t.t.l.	8,983	10,521	2,548	2,578	2,475
	30910 Pembuatan motosikal	2,041	2,577	537	658	648
	30920 Pembuatan basikal dan invalid carriages Industri lain	2,317 4,625	2,879 5,066	659 1,352	720 1,200	705 1,121
310	Pembuatan perabot	15,579	17,101	5,017	3,840	3,722
	31001 Pembuatan perabot kayu dan rotan Industri lain	8,579 7,001	8,667 8,434	2,670 2,347	1,849 1,991	1,915 1,807
321 (32110 & 32120)	Pembuatan barang kemas, bijouterie dan artikel berkaitan	4,501	5,651	1,225	1,654	1,388
322, 325 & 329	Pembuatan instrumen muzik, peralatan dan bekalan perubatan dan pergigian dan pembuatan lain t.t.t.l.	5,573	6,168	1,529	1,521	1,609
	32901 Pembuatan alat tulis Industri lain	1,386 4,187	1,518 4,650	352 1,177	376 1,145	432 1,176
323/ 32300	Pembuatan barangan sukan	200	211	55	52	48
324/ 32400	Pembuatan permainan dan mainan	623	639	184	179	130
331 & 332	Pembaikan pemasangan produk logam, jentera, kelengkapan dan pemasangan jentera perindustrian dan kelengkapan	5,326	5,746	1,517	1,244	1,295
	33150 Pembaikan dan penyelenggaraan kelengkapan pengangkutan kecuali motosikal dan basikal Industri lain	1,800 3,526	2,121 3,625	537 980	460 784	500 795
Jumlah Pembuatan		1,554,738	1,800,930	415,298	443,489	467,562

2023		2022		2023		Group Description/Period
Q4	Q1	Q2	Q3	(Jan. - Nov.)	(Jan. - Nov.)	
612	623	627	763	2,038	2,536	Manufacture of optical instruments, photographic equipment, magnetic and optical media
4,442	4,201	4,450	5,587	15,689	17,599	Manufacture of electric motors, generators, transformers and electricity distribution and control apparatus
1,325	1,169	1,159	1,533	5,070	4,798	Manufacture of electric motors, generators and transformers
3,118	3,032	3,291	4,053	10,619	12,802	Manufacture of electricity distribution and control apparatus
2,104	1,571	1,710	1,447	5,955	5,865	Manufacture of batteries and accumulators
2,510	2,436	2,385	2,490	9,808	8,939	Manufacture of wiring and wiring devices
90	104	120	122	319	413	Manufacture of fibre optic cables
2,282	2,191	2,118	2,216	8,858	7,991	Manufacture of other electronic and electric wires and cables
138	141	147	153	632	536	Manufacture of current-carrying and non current-carrying wiring devices for electrical circuits regardless of material
433	402	397	518	1,486	1,641	Manufacture of electric lighting equipment
3,083	2,824	2,889	3,093	10,879	10,592	Manufacture of domestic appliances
2,194	2,148	2,325	2,510	7,358	8,566	Manufacture of other electrical equipment
12,123	10,815	11,534	10,552	41,493	40,767	Manufacture of general-purpose and special-purpose machinery
852	598	590	627	2,727	2,391	Manufacture of fluid power equipment
2,925	2,481	2,692	2,535	9,942	9,604	Manufacture of other pumps, compressors, taps and valves
2,454	2,366	2,640	1,958	10,353	8,505	Manufacture of power-driven hand tools with self-contained electric or non-electric motor or pneumatic drives
2,544	2,170	2,137	1,831	7,374	7,497	Manufacture of metal-forming machinery and machine tools
3,349	3,201	3,474	3,601	11,096	12,770	Manufacture of air-conditioning machines, including for motor vehicles
14,295	12,356	9,860	11,663	38,280	44,542	Manufacture of motor vehicles
2,112	2,099	2,050	1,944	7,021	7,680	Manufacture of other special-purpose machinery n.e.c.
9,781	10,188	10,295	11,301	34,797	39,178	Other industry
1,544	1,622	1,529	1,154	4,698	5,324	Manufacture of motor vehicles
2,920	2,455	2,417	2,480	9,560	9,307	Manufacture of bodies (coachwork) for motor vehicles; manufacture of trailers and semi-trailers
733	600	637	715	2,320	2,454	Manufacture of parts and accessories for motor vehicles
795	616	610	518	2,628	2,137	Building of ships and boats
1,392	1,239	1,170	1,247	4,611	4,717	Manufacture of railway locomotives, rolling stock, air and spacecraft, related machinery, military fighting vehicles and transport equipment n.e.c
4,522	4,729	3,766	3,671	15,570	15,423	Manufacture of motorcycles
2,233	2,416	1,823	1,866	7,919	7,704	Manufacture of bicycles and invalid carriages
2,290	2,313	1,943	1,805	7,651	7,719	Other industry
1,383	1,304	1,521	1,286	5,197	5,076	Manufacture of furniture
1,510	1,594	1,800	1,893	5,653	6,412	Manufacture of wooden and cane furniture
358	403	417	416	1,399	1,483	Other industry
1,151	1,191	1,383	1,478	4,254	4,929	Manufacture of jewellery, bijouterie and related articles
57	64	67	53	192	223	Manufacture of musical instruments, medical and dental instruments and supplies and other manufacturing n.e.c.
145	132	168	124	593	507	Manufacture of stationery
1,689	1,629	1,386	1,433	5,191	5,605	Other industry
624	591	502	546	1,918	2,081	Manufacture of sports goods
1,066	1,038	884	887	3,273	3,524	Manufacture of games and toys
						Repair of fabricated metal products, machinery and equipment and installation of industrial machinery and equipment
						Repair and maintenance of transport equipment except motorcycles and bicycles
						Other industry
474,582	449,424	439,208	453,856	1,644,406	1,654,150	Total Manufacturing

Jadual Table **1.4a** : Nilai Jualan Sektor Pembuatan Mengikut Kumpulan (samb.)
: Sales Value of Manufacturing Sector by Group (cont.)

Kod Kumpulan Group code	Keterangan Kumpulan/Tempoh	2022										
		Jan.	Feb.	Mac	Apr.	Mei	Jun	Jul.	Ogo.	Sep.	Okt.	Nov.
267 (26701 & 26702) & 268 (26800)	Pembuatan peralatan optikal, kelengkapan fotografi, media magnetik dan optikal	159	154	182	164	148	209	208	211	202	188	212
271	Pembuatan motor elektrik, penjana, transformer dan perkakasan pengagihan dan pengawalan elektrik	1,245	1,203	1,405	1,450	1,285	1,470	1,494	1,581	1,546	1,513	1,497
	27101 Pembuatan motor elektrik, penjana dan transformer	445	389	463	510	424	486	490	483	462	441	477
	27102 Pembuatan perkakasan pengagihan dan pengawalan elektrik	800	814	942	940	861	984	1,004	1,098	1,084	1,071	1,020
272/ 27200	Pembuatan bateri dan akumulator	433	377	408	388	429	551	573	625	757	793	620
273	Pembuatan pendawaian dan peranti pendawaian	938	869	884	980	859	895	890	932	886	844	831
	27310 Pembuatan kabel gantian optikal	27	27	29	34	29	30	31	33	24	25	30
	27320 Pembuatan wayar dan kabel elektronik dan elektrik lain	846	784	787	880	769	801	801	846	813	774	756
	27330 Pembuatan alatan pendawaian pembawa dan bukan pembawa arus untuk litar elektrik (tanpa mengira jenis bahan)	64	58	68	66	61	64	58	54	49	45	45
274/ 27400	Pembuatan kelengkapan pencahayaan elektrik	111	119	138	123	129	140	133	153	156	137	147
275/ 27500	Pembuatan perkakasan domestik	1,004	818	927	1,011	919	968	987	1,116	1,086	1,034	1,011
279/ 27900	Pembuatan kelengkapan elektrik lain	653	632	663	600	585	680	620	703	758	738	727
281 & 282	Pembuatan jentera kegunaan umum dan kegunaan khas	3,605	3,336	3,372	4,046	3,668	4,091	3,647	3,951	3,883	3,893	4,003
	28120 Pembuatan alat-alat kuasa bendalir &	190	172	169	267	221	262	241	306	304	312	284
	28130 Pembuatan pam, pemampat, kepala paip dan injap lain											
	28180 Pembuatan alatan tangan yang menggunakan kuasa & dilengkapkan dengan motor elektrik atau bukan motor elektrik atau pneumatik	817	776	736	1,008	944	994	951	907	908	906	997
	28220 Pembuatan jentera pembentukan logam dan alatan mesin											
	28192 Pembuatan mesin penyaman udara, termasuk untuk kenderaan bermotor	1,045	983	992	1,168	972	1,060	838	880	817	819	779
	28290 Pembuatan lain-lain mesin bertujuan khas t.t.t.l. Industri lain	549	494	543	613	546	774	659	780	813	807	795
		1,003	911	931	990	985	1,000	959	1,077	1,043	1,050	1,148
291 (29101 & 29102)	Pembuatan kenderaan bermotor	3,451	3,197	3,226	3,285	3,013	3,046	3,095	3,131	3,700	3,960	5,177
292/ 29200	Pembuatan kerangka (coachwork) untuk kenderaan bermotor; pembuatan treler dan semi treler	641	553	791	840	692	545	462	500	571	687	740
293/ 29300	Pembuatan alat ganti dan aksesori untuk kenderaan bermotor	2,839	2,770	3,318	3,134	3,011	3,146	3,347	3,470	3,261	2,998	3,503
301 (30110 & 30120)	Pembinaan kapal dan bot	438	402	445	469	315	380	374	369	432	560	514
302, 303, 304 & 309	Pembuatan lokomotif keretapi, rolling stock, kapal angkasa dan udara, jentera berkaitan, kenderaan tempur ketenteraan, dan kelengkapan pengangkutan t.t.t.l.	862	766	921	956	807	815	800	819	855	959	999
	30910 Pembuatan motosikal	183	167	187	231	214	214	220	215	213	223	254
	30920 Pembuatan basikal dan invalid carriages Industri lain	224	184	251	248	238	233	222	237	246	272	272
		454	415	483	477	355	368	359	367	395	464	473
310	Pembuatan perabot	1,761	1,564	1,691	1,433	1,305	1,102	1,123	1,163	1,436	1,444	1,547
	31001 Pembuatan perabot kayu dan rotan Industri lain	929	816	924	659	598	592	589	613	714	708	777
		832	748	767	774	707	510	534	550	722	737	770
321 (32110 & 32120)	Pembuatan barang kemas, bijouterie dan artikel berkaitan	451	380	394	533	577	545	411	443	533	442	488
322, 325 & 329	Pembuatan instrumen muzik, peralatan dan bekalan perubatan dan pergigian dan pembuatan lain t.t.t.l.	515	501	513	528	497	496	522	548	539	490	505
	32901 Pembuatan alat tulis Industri lain	116	114	122	123	124	129	149	156	127	120	120
		399	387	390	405	373	367	373	392	411	369	386
323/ 32300	Pembuatan barangan sukan	18	18	19	20	16	15	16	14	17	18	19
324/ 32400	Pembuatan permainan dan mainan	63	61	60	72	68	39	38	44	48	48	52
331 & 332	Pembaikan pemasangan produk logam, jentera, kelengkapan dan pemasangan jentera perindustrian dan kelengkapan	511	443	563	526	358	360	367	404	524	541	594
	33150 Pembaikan dan penyelenggaraan kelengkapan pengangkutan kecuali motosikal dan basikal Industri lain	170	138	229	205	128	127	137	148	216	201	220
		341	305	334	321	230	233	230	257	308	340	374
Jumlah Pembuatan		138,986	131,703	144,610	147,942	142,043	153,503	148,431	157,436	161,694	158,864	159,194

2023												Group Description/Period
Dis.	Jan.	Feb.	Mac	Apr.	Mei	Jun	Jul.	Ogo.	Sep.	Okt.	Nov.	
211	194	198	232	202	205	220	242	261	260	257	267	Manufacture of optical instruments, photographic equipment, magnetic and optical media
1,432	1,423	1,329	1,449	1,427	1,461	1,562	1,757	1,895	1,935	1,731	1,631	Manufacture of electric motors, generators, transformers and electricity distribution and control apparatus
406	411	376	383	382	383	395	452	538	543	489	446	Manufacture of electric motors, generators and transformers
1,026	1,012	953	1,066	1,045	1,079	1,167	1,305	1,357	1,392	1,241	1,185	Manufacture of electricity distribution and control apparatus
690	583	503	486	542	547	620	414	465	569	580	556	Manufacture of batteries and accumulators
835	815	821	800	794	788	803	811	833	847	823	805	Manufacture of wiring and wiring devices
35	35	33	35	37	41	42	42	46	33	36	32	Manufacture of fibre optic cables
752	735	742	715	711	696	711	721	733	762	740	725	Manufacture of other electronic and electric wires and cables
48	45	46	50	46	51	50	48	53	52	48	47	Manufacture of current-carrying and non current-carrying wiring devices for electrical circuits regardless of material
150	132	134	136	122	138	137	165	177	175	163	162	Manufacture of electric lighting equipment
1,038	911	914	999	992	926	971	953	1,122	1,018	909	877	Manufacture of domestic appliances
729	719	700	728	719	792	814	810	828	872	797	786	Manufacture of other electrical equipment
4,227	3,693	3,527	3,595	3,877	3,868	3,789	3,322	3,567	3,663	3,762	4,104	Manufacture of general-purpose and special-purpose machinery
256	212	213	173	199	191	200	167	186	274	273	302	Manufacture of fluid power equipment
1,022	860	823	798	891	894	907	816	850	870	878	1,017	Manufacture of other pumps, compressors, taps and valves
856	798	759	809	920	947	773	591	698	669	721	821	Manufacture of power-driven hand tools with self-contained electric or non-electric motor or pneumatic drives
942	730	680	760	789	648	700	634	524	672	685	674	Manufacture of metal-forming machinery and machine tools
1,151	1,093	1,052	1,056	1,078	1,188	1,208	1,114	1,308	1,178	1,205	1,289	Manufacture of air-conditioning machines, including for motor vehicles
5,158	4,253	3,796	4,307	2,846	3,685	3,329	3,920	3,633	4,111	4,922	5,740	Manufacture of motor vehicles
685	697	639	762	712	739	599	662	646	636	774	813	Manufacture of other special-purpose machinery n.e.c.
3,280	3,293	3,266	3,629	3,096	3,684	3,515	3,843	3,889	3,569	3,459	3,934	Other industry
470	508	513	601	656	445	428	354	356	444	560	459	Manufacture of bodies (coachwork) for motor vehicles; manufacture of trailers and semi-trailers
962	815	752	888	805	798	814	818	827	834	897	1,059	Manufacture of parts and accessories for motor vehicles
256	205	191	204	202	206	228	243	234	237	234	268	Building of ships and boats
251	210	200	206	203	208	199	172	176	170	190	203	Manufacture of railway locomotives, rolling stock, air and spacecraft, related machinery, military fighting vehicles and transport equipment n.e.c
455	400	361	478	399	385	386	403	417	427	473	588	Manufacture of motorcycles
1,531	1,587	1,512	1,630	1,312	1,411	1,042	1,109	1,166	1,396	1,561	1,696	Manufacture of bicycles and invalid carriages
748	788	790	838	641	663	518	559	619	688	751	848	Other industry
783	799	722	792	671	748	524	550	547	708	810	848	Manufacture of furniture
454	473	416	415	491	531	498	375	397	514	453	511	Manufacture of wooden and cane furniture
515	523	538	534	588	640	571	615	647	631	575	551	Other industry
119	136	135	133	140	142	135	137	148	130	128	119	Manufacture of jewellery, bijouterie and related articles
396	387	403	401	448	498	436	478	499	501	447	431	Manufacture of musical instruments, medical and dental instruments and supplies and other manufacturing n.e.c.
20	21	20	24	27	22	18	19	16	18	19	19	Manufacture of stationery
45	45	39	49	57	69	41	38	41	45	45	38	Other industry
554	530	511	589	578	402	406	407	449	578	557	599	Manufacture of sports goods
202	186	177	228	231	136	135	140	170	236	213	228	Manufacture of games and toys
352	344	334	360	347	266	271	266	279	342	344	371	Repair of fabricated metal products, machinery and equipment and installation of industrial machinery and equipment
												Repair and maintenance of transport equipment except motorcycles and bicycles
												Other industry
156,524	148,010	145,219	156,194	144,981	146,799	147,427	143,926	152,175	157,755	156,675	154,988	Total Manufacturing

Jadual **1.4b** : Nilai Jualan Sektor Pembuatan Mengikut Kumpulan: Perubahan Peratusan Tahunan
 Table : Sales Value of Manufacturing Sector by Group: Annual Percentage Change

Kod Kumpulan Group code	Keterangan Kumpulan/Tempoh	2021	2022	2022		
				Q1	Q2	Q3
101	Pemprosesan dan pengawetan daging	8.7	11.8	15.5	17.1	8.5
102	Pemprosesan dan pengawetan ikan, krustasea dan moluska	0.8	-9.0	-14.5	-11.1	-2.8
10201 &	Pengetinan ikan, krustasea dan moluska	0.6	-9.7	-15.2	-11.8	-3.5
10202	Pemprosesan dan pengawetan ikan, krustasea dan moluska Industri lain	5.2	4.0	-1.3	5.6	11.5
103	Pemprosesan dan pengawetan buah-buahan dan sayur - sayuran	-1.1	1.6	-14.7	-3.8	19.4
10303 &	Pengetinan nanas	4.9	-2.0	-36.1	-9.6	26.8
10304	Pembuatan jem, marmalad dan sajian jeli Industri lain	-2.6	2.6	-8.4	-2.5	17.5
104	Pembuatan minyak dan lemak daripada sayuran dan haiwan	13.9	12.8	22.6	17.4	9.7
10404 &	Pembuatan minyak sayuran mentah dan bertapis	24.3	19.9	7.5	20.0	25.3
10406	Pembuatan sebatian lemak masakan	-6.3	34.4	7.8	47.1	76.7
10405	Pembuatan minyak kelapa Industri lain	13.0	11.9	25.0	17.0	7.5
105	Pembuatan produk tenusu	7.4	12.1	13.8	12.5	14.9
10502	Pembuatan susu pekat, tepung dan sejat Industri lain	7.2	13.1	15.5	13.7	15.3
		10.9	-0.1	-5.2	-3.6	10.3
106	Pembuatan produk bijian, kanji dan produk berkanji	18.4	22.1	24.5	24.6	22.1
10611	Pengilangan beras	22.2	32.7	51.1	33.8	29.8
10613	Pengilangan tepung Industri lain	16.8	14.0	8.6	17.0	16.0
		-0.5	4.4	-7.1	7.9	6.5
107	Pembuatan produk makanan lain	12.3	9.7	4.3	11.3	14.8
10711	Pembuatan biskut dan cookies	4.4	47.1	40.6	61.3	70.5
10712	Pembuatan roti, kek dan produk bakeri lain	6.4	0.9	-10.3	2.0	4.2
10713	Pembuatan produk snek	-1.8	20.8	18.1	25.7	30.1
10721	Pembuatan gula	20.0	-5.5	-1.1	-0.1	-6.1
10731	Pembuatan produk koko	-8.0	0.0	-6.7	-2.8	6.9
10732 &	Pembuatan coklat dan produk coklat	25.4	12.0	8.7	12.6	17.0
10733	Pembuatan konfeksi gula	15.1	3.6	8.7	6.0	9.0
10793	Pembuatan sos dan bahan perasa	19.8	31.2	25.7	32.5	33.7
10799	Pembuatan produk makanan lain t.t.t.l. Industri lain	11.5	9.3	1.8	9.4	17.9
108/10800	Pembuatan makanan haiwan tersedia	15.9	25.3	42.2	24.4	20.5
110	Pembuatan minuman ringan	12.0	19.6	6.3	30.5	42.2
11041	Pembuatan minuman ringan	24.6	7.3	10.1	14.7	3.1
11042	Pengeluaran air mineral semulajadi dan minuman lain yang dibotolkan Industri lain	22.2	2.1	3.3	7.1	1.9
		-9.9	52.7	1.8	74.9	267.6
120/12000	Pembuatan produk tembakau	-3.9	16.0	4.7	32.1	155.9
131	Pemintalan, penenunan dan penyiapan tekstil	14.2	6.3	7.7	-0.3	19.0
13110 &	Penyediaan dan pemintalan gentian tekstil	14.8	7.6	7.9	-5.9	27.1
13120	Penenunan tekstil	12.9	3.5	6.9	20.3	2.5
13132	Pewarnaan, pelunturan, percetakan dan penyiapan akhir benang dan fabrik Industri lain	9.8	-15.2	9.6	12.4	-32.3
139	Pembuatan tekstil lain	31.4	11.7	23.7	21.6	4.2
13910	Pembuatan fabrik dikait dan dikrusye Industri lain	16.8	3.0	8.8	9.6	-0.3
		49.0	19.9	39.8	33.6	8.0
141	Pembuatan pakaian, kecuali pakaian berbulu	3.1	3.6	3.3	8.5	5.2
14102	Pembuatan pakaian Industri lain	2.7	2.1	2.4	5.6	1.8
		6.5	16.5	9.1	32.3	41.8
142 & 143	Pembuatan artikel daripada kulit bulu dan pakaian yang dikait dan dikrusye	1.4	0.6	-8.0	-11.2	28.8
151 (15110 & 15120)	Penyamakan dan pembersihan kulit, pembuatan bagasi, beg tangan, pelana dan abah-abah pembersihan dan pewarnaan bulu	1.0	29.0	16.8	31.6	64.1
152	Pembuatan kasut	-0.3	4.1	-18.2	6.9	35.9
15201 &	Pembuatan kasut kulit	-4.4	12.3	-19.3	13.3	67.0
15203	Pembuatan kasut getah Industri lain	6.3	-7.7	-16.6	-1.4	-2.8
161/16100	Pengilangan dan pengetaman kayu	5.1	13.4	9.9	18.4	28.9

2022		2022		2023		Group Description/Period
Q4	Q1	Q2	Q3	(Jan. - Nov.)	(Jan. - Nov.)	
7.2	6.3	9.8	5.2	12.9	5.9	Processing and preserving of meat
-6.7	1.0	3.7	10.5	-9.1	5.9	Processing and preserving of fish, crustaceans and molluscs
-7.2	0.2	2.4	10.1	-9.8	5.0	Canning of fish, crustaceans and molluscs
1.5	15.7	25.6	15.8	3.9	19.6	Processing, curing and preserving of fish, crustacean and molluscs
11.8	16.4	36.0	36.9	1.1	30.8	Processing and preserving of fruits and vegetable
27.7	50.0	87.3	50.8	-3.9	58.4	Pineapple canning
8.0	9.5	25.1	32.9	2.4	24.0	Manufacture of jams, marmalades and table jellies
5.1	4.7	-25.4	-13.8	12.9	-11.4	Other industry
25.0	22.3	-0.2	-11.1	18.3	1.8	Manufacture of vegetable and animal oils and fats
22.9	-15.4	-24.6	-25.2	34.4	-20.2	Manufacture of crude and refined vegetable oil
3.1	2.8	-28.2	-14.1	12.2	-13.0	Manufacture of compound cooking fats
7.7	3.9	4.8	-5.1	12.4	0.6	Manufacture of dairy products
8.3	4.8	4.9	-6.0	13.4	0.4	Manufacture of condensed, powdered and evaporated milk
-1.0	-9.2	2.4	7.6	0.1	3.3	Other industry
17.4	9.6	1.0	6.2	22.1	5.4	Manufacture of grain mill products, starches and starch products
20.9	12.7	-1.1	1.6	33.5	3.4	Rice milling
14.7	6.9	3.6	11.5	13.4	8.0	Flour milling
10.7	6.5	-4.6	-1.6	4.1	-2.8	Other industry
8.6	6.9	6.7	7.3	9.7	8.0	Manufacture of other food products
25.4	5.2	12.6	33.0	50.8	21.3	Manufacture of biscuits and cookies
8.4	18.4	10.7	7.4	-0.3	11.6	Manufacture of bread, cakes and other bakery products
11.5	0.9	10.2	25.6	21.9	15.6	Manufacture of snack products
-13.8	-7.2	13.6	28.5	-4.7	16.4	Manufacture of sugar
3.7	4.6	7.6	4.8	-0.6	6.2	Manufacture of cocoa products
9.6	1.7	-4.7	-6.7	12.2	-2.7	Manufacture of chocolate and chocolate products
-7.0	-3.4	2.5	15.2	5.2	6.3	Manufacture of sugar confectionery
32.6	12.3	5.7	-1.2	31.5	5.1	Manufacture of sauces and condiments
8.5	11.7	14.0	8.4	9.3	11.3	Manufacture of other food products n.e.c.
18.8	20.2	16.2	18.2	26.2	18.5	Other industry
7.6	0.2	3.2	1.4	21.1	2.4	Manufacture of prepared animal feeds
2.8	-2.5	7.2	11.4	7.6	6.0	Manufacture of beverages
-3.4	-3.7	3.3	7.9	2.6	3.6	Manufacture of soft drinks
20.1	5.6	-2.3	-13.6	57.4	-3.1	Production of natural mineral waters and other bottled waters
-16.4	17.4	27.0	18.6	21.6	18.7	Other industry
1.1	-11.8	-8.8	-12.8	6.9	-11.7	Manufacture of tobacco products
6.6	-8.5	-5.3	-13.6	7.7	-10.7	Spinning, weaving and finishing of textiles
-11.3	-21.5	-18.1	-9.7	5.2	-13.9	Preparation and spinning of textile fibres
-31.9	-22.7	-31.3	-32.8	-13.8	-29.7	Weaving of textiles
1.2	10.6	8.5	10.1	12.9	10.6	Dyeing, bleaching, printing and finishing of yarns and fabrics
-4.8	-0.6	-0.9	-2.4	4.1	-1.7	Other industry
6.6	20.2	16.3	20.0	21.4	20.7	Manufacture of other textiles
-1.3	2.4	6.8	7.2	3.9	5.6	Manufacture of knitted and crocheted fabrics
-1.1	2.7	9.0	7.8	2.1	6.6	Other industry
-3.3	0.6	-7.6	2.0	18.3	-0.8	Manufacture of wearing apparel, except fur apparel
0.7	18.9	19.8	14.5	1.8	18.6	Manufacture of clothings
17.8	6.4	13.4	5.7	31.3	7.6	Other industry
7.5	6.2	15.9	14.0	4.0	12.5	Manufacture of articles of fur, knitted and crocheted apparel
16.0	13.3	24.6	11.1	12.4	15.8	Tanning and dressing of leather; manufacture of luggage, handbags, saddlery and harness; dressing and dyeing of fur
-6.3	-4.5	3.1	20.2	-8.1	6.7	Manufacture of footwear
2.9	1.6	3.3	-7.7	14.9	-1.4	Manufacture of leather footwear
						Manufacture of rubber footwear
						Other industry
						Sawmilling and planing of wood

Jadual Table **1.4b** : Nilai Jualan Sektor Pembuatan Mengikut Kumpulan: Perubahan Peratusan Tahunan
 : Sales Value of Manufacturing Sector by Group: Annual Percentage Change

Kod Kumpulan Group code	Keterangan Kumpulan/Tempoh	2022										
		Jan.	Feb.	Mac	Apr.	Mei	Jun	Jul.	Ogo.	Sep.	Okt.	Nov.
101	Pemprosesan dan pengawetan daging	14.8	17.4	14.1	23.6	17.3	11.0	13.4	6.9	5.7	16.2	5.1
102	Pemprosesan dan pengawetan ikan, krustasea dan moluska	-12.8	-16.2	-14.6	-14.5	-7.8	-10.7	-8.6	0.3	-0.2	-7.1	-5.5
	10201 Pengetinan ikan, krustasea dan moluska &											
	10202 Pemprosesan dan pengawetan ikan, krustasea dan moluska Industri lain	-13.5	-16.8	-15.5	-15.5	-8.3	-11.5	-9.3	-0.2	-1.2	-7.6	-5.7
		0.2	-5.8	1.8	8.2	1.5	7.2	6.0	10.5	17.6	1.8	-2.6
103	Pemprosesan dan pengawetan buah-buahan dan sayur - sayuran	-8.6	-15.7	-20.0	-15.1	-1.3	7.1	10.1	24.3	24.1	13.8	14.2
	10303 Pengetinan nanas &											
	10304 Pembuatan jem, marmalad dan sajian jeli Industri lain	-17.7	-43.5	-43.9	-35.2	-14.3	37.6	27.2	19.1	34.3	30.7	28.6
		-6.4	-5.6	-13.2	-9.5	1.5	1.3	6.2	25.8	21.3	9.5	10.5
104	Pembuatan minyak dan lemak daripada sayuran dan haiwan	26.2	19.8	21.7	16.3	23.6	13.0	11.0	16.1	3.3	2.4	1.6
	10404 Pembuatan minyak sayuran mentah dan bertapis &											
	10406 Pembuatan sebatian lemak masakan	15.2	2.9	4.6	11.8	18.8	29.3	36.0	35.9	7.6	21.1	16.1
	10405 Pembuatan minyak kelapa Industri lain	-2.3	11.2	15.1	31.2	26.8	101.9	82.1	81.2	66.9	22.3	11.3
		28.1	22.3	24.4	16.7	24.1	11.0	7.6	13.4	2.4	0.5	0.2
105	Pembuatan produk tenusu	15.0	13.7	12.7	12.5	15.1	10.0	17.1	16.1	11.7	6.2	7.4
	10502 Pembuatan susu pekat, tepung dan sejat Industri lain	16.3	15.7	14.6	14.1	16.7	10.6	17.4	16.3	12.3	6.8	7.9
		0.0	-7.6	-7.8	-7.3	-4.7	1.6	13.5	13.8	4.2	-1.3	0.1
106	Pembuatan produk bijian, kanji dan produk berkanji	27.2	23.7	22.8	29.4	30.6	14.2	19.8	28.3	18.6	12.8	18.4
	10611 Pengilangan beras	50.3	52.8	50.2	51.3	37.3	13.4	26.0	41.1	23.3	12.5	26.9
	10613 Pengilangan tepung Industri lain	13.3	5.8	6.7	10.9	25.4	15.4	14.5	18.6	14.9	12.7	11.7
		3.0	-16.1	-7.4	5.4	11.6	7.0	15.3	2.5	2.8	18.2	7.0
107	Pembuatan produk makanan lain	10.2	-1.6	4.6	9.3	14.7	10.1	13.8	20.0	10.8	6.8	9.8
	10711 Pembuatan biskut dan cookies	43.3	44.4	34.6	43.0	75.6	76.5	67.6	82.0	62.3	39.9	21.7
	10712 Pembuatan roti, kek dan produk bakeri lain	0.6	-25.7	-1.3	1.4	4.8	0.1	5.8	4.5	2.3	2.2	7.6
	10713 Pembuatan produk snek	16.3	17.4	20.6	19.6	28.4	29.9	36.8	38.2	18.2	12.8	11.1
	10721 Pembuatan gula	20.9	-10.7	-10.9	-2.3	2.1	0.2	-5.2	4.3	-15.3	-14.6	-13.2
	10731 Pembuatan produk koko	-3.5	-8.2	-8.6	-6.7	-2.6	1.1	8.3	8.5	3.9	3.5	1.2
	10732 Pembuatan coklat dan produk coklat &											
	10733 Pembuatan konfeksi gula	9.1	10.8	6.6	8.8	19.8	9.6	12.1	23.4	15.7	6.9	13.4
	10793 Pembuatan sos dan bahan perasa	6.3	5.8	14.4	13.6	-1.2	5.4	12.9	14.0	1.2	-6.2	-4.2
	10799 Pembuatan produk makanan lain t.t.t.l. Industri lain	30.6	22.4	24.3	30.6	32.6	34.4	27.9	40.6	32.3	31.2	38.5
		4.4	2.6	-1.4	8.9	13.5	6.3	18.4	24.3	11.7	6.9	9.2
108/10800	Pembuatan makanan haiwan tersedia	65.3	51.1	17.1	26.5	23.3	23.6	19.1	18.8	23.6	23.5	16.5
110	Pembuatan minuman ringan	6.4	6.6	5.8	14.8	13.9	89.4	80.6	40.9	18.9	6.8	10.4
	11041 Pembuatan minuman ringan	4.6	11.5	13.9	17.7	12.3	13.2	16.5	-9.5	6.7	0.2	4.3
	11042 Pengeluaran air mineral semulajadi dan minuman lain yang dibotolkan Industri lain	7.5	1.7	1.2	1.1	5.8	16.4	9.4	-1.9	-0.9	-3.4	-3.3
		8.7	1.0	-4.1	15.3	18.5	17,114.8	13,798.9	1,189.7	46.0	22.0	26.4
120/12000	Pembuatan produk tembakau	2.3	9.6	2.6	15.6	0.5	200.5	179.5	353.6	63.9	-23.6	-2.1
131	Pemintalan, penenunan dan penyiapan tekstil	9.9	7.5	5.7	2.4	-1.9	-1.2	17.6	23.8	15.7	5.3	-2.3
	13110 Penyediaan dan pemintalan gentian tekstil &											
	13120 Penenunan tekstil	7.4	8.5	7.9	-1.5	-8.2	-7.8	22.7	28.6	30.6	17.2	-1.2
	13132 Pewarnaan, pelunturan, percetakan dan penyiapan akhir benang dan fabrik Industri lain	17.6	4.4	-0.8	16.3	24.8	20.6	5.6	15.6	-10.6	-16.2	-4.5
		5.4	12.3	12.4	3.7	16.3	17.2	18.6	-44.6	-45.6	-35.6	-29.5
139	Pembuatan tekstil lain	29.9	26.2	15.5	19.7	22.5	22.6	8.8	2.2	1.6	0.4	3.4
	13910 Pembuatan fabrik dikait dan dikrusye Industri lain	14.6	11.4	1.3	10.2	11.3	7.6	2.6	2.8	-6.0	-7.4	1.0
		46.2	42.2	31.5	28.6	34.0	38.4	14.3	1.7	8.6	7.8	5.3
141	Pembuatan pakaian, kecuali pakaian berbulu	0.1	1.8	8.3	9.8	9.5	5.8	6.8	5.1	3.7	-6.5	1.2
	14102 Pembuatan pakaian Industri lain	0.3	0.8	6.4	7.8	8.1	0.9	1.6	1.8	2.0	-7.2	2.3
		-1.7	8.5	21.9	25.5	19.7	64.4	83.3	42.7	17.6	-1.4	-6.7
142 & 143	Pembuatan artikel daripada kulit bulu dan pakaian yang dikait dan dikrusye	1.6	-12.9	-12.9	-28.1	-27.8	58.3	28.3	29.6	28.6	9.4	4.0
151 (15110 & 15120)	Penyamakan dan pembersihan kulit, pembuatan bagasi, beg tangan, pelana dan abah-abah pembersihan dan pewarnaan bulu	17.0	21.7	12.0	12.5	9.3	108.2	114.7	66.2	37.0	20.2	23.1
152	Pembuatan kasut	-20.9	-22.1	-11.5	-4.9	10.3	19.1	38.0	38.9	31.1	9.3	7.4
	15201 Pembuatan kasut kulit &											
	15203 Pembuatan kasut getah Industri lain	-15.7	-27.5	-15.3	-8.7	15.3	44.3	79.0	69.5	54.7	20.4	16.5
		-28.7	-14.2	-4.7	0.8	4.2	-10.8	-8.2	1.2	-1.5	-8.4	-7.7
161/16100	Pengilangan dan pengetaman kayu	17.9	2.9	8.6	10.6	4.6	54.7	38.7	26.3	25.6	8.4	0.3

2023												Group Description/Period
Dis.	Jan.	Feb.	Mar.	Apr.	Mei	Jun	Jul.	Ogo.	Sep.	Okt.	Nov.	
0.8	-1.9	9.3	12.3	9.7	8.8	11.0	7.2	2.6	5.9	-1.0	3.3	Processing and preserving of meat
-7.7	1.7	1.6	-0.1	-1.4	10.7	1.8	18.9	4.9	8.4	12.2	7.1	Processing and preserving of fish, crustaceans and molluscs
-8.4	1.2	0.3	-1.1	-2.5	9.2	0.7	19.1	4.4	7.9	12.0	5.7	<i>Canning of fish, crustaceans and molluscs</i>
5.0	9.2	22.4	16.0	18.0	37.3	22.2	15.8	14.6	16.8	15.2	31.3	<i>Processing, curing and preserving of fish, crustacean and molluscs</i>
7.6	-1.0	15.2	37.7	28.9	40.2	38.8	43.6	30.0	37.6	38.9	31.3	Processing and preserving of fruits and vegetable
23.5	20.0	42.2	98.8	69.3	122.4	76.2	62.8	46.3	44.9	53.6	40.4	<i>Pineapple canning</i>
4.2	-5.5	9.4	26.6	20.9	25.3	29.1	38.3	25.6	35.4	34.5	28.6	<i>Manufacture of jams, marmalades and table jellies</i>
11.8	5.3	7.6	1.2	-23.2	-25.6	-27.4	-18.5	-15.1	-8.4	-3.6	-3.8	Manufacture of vegetable and animal oils and fats
37.7	10.3	34.0	24.0	5.4	5.2	-10.1	-17.2	-11.3	-4.7	4.3	1.7	<i>Manufacture of crude and refined vegetable oil</i>
35.2	1.6	-18.5	-27.8	-28.6	-15.2	-30.0	-29.7	-27.9	-17.6	-8.1	-17.7	<i>Manufacture of compound cooking fats</i>
8.9	4.8	4.8	-1.5	-26.2	-29.0	-29.4	-18.5	-15.5	-8.8	-4.4	-4.3	<i>Manufacture of coconut oil</i>
9.5	-1.8	3.5	9.9	5.5	8.2	0.7	-2.8	-6.5	-5.6	-1.0	-2.0	Manufacture of dairy products
10.4	-1.6	4.7	11.3	6.1	8.3	0.4	-3.3	-7.4	-7.0	-2.4	-3.2	<i>Manufacture of condensed, powdered and evaporated milk</i>
-1.7	-4.9	-12.9	-10.1	-4.0	6.2	4.8	3.7	6.1	13.0	18.8	15.0	<i>Other industry</i>
21.4	5.8	13.6	9.4	-4.9	5.0	3.3	8.5	4.0	6.2	5.4	5.2	Manufacture of grain mill products, starches and starch products
24.5	6.5	15.8	15.2	-11.9	5.9	5.1	8.4	-2.0	-0.7	0.8	0.6	<i>Rice milling</i>
19.7	5.3	11.7	4.1	3.9	4.5	2.3	9.3	10.8	14.5	11.5	11.3	<i>Flour milling</i>
7.6	4.7	8.6	6.5	-5.3	-2.0	-6.4	-1.6	-2.7	-0.7	-13.1	-13.7	<i>Other industry</i>
9.2	3.1	11.0	6.8	0.8	13.6	6.0	6.1	5.0	10.9	11.7	13.9	Manufacture of other food products
17.0	-2.3	9.9	8.3	-14.1	29.6	30.6	38.6	26.8	34.3	37.4	43.4	<i>Manufacture of biscuits and cookies</i>
15.8	16.2	17.2	21.7	9.2	15.9	7.2	6.3	7.5	8.4	9.8	10.5	<i>Manufacture of bread, cakes and other bakery products</i>
10.7	-3.8	1.2	5.0	-0.4	18.1	13.7	24.6	24.4	27.7	25.9	35.2	<i>Manufacture of snack products</i>
-13.6	-18.4	-0.3	-0.8	-6.7	28.5	21.1	23.4	25.6	36.3	39.2	42.7	<i>Manufacture of sugar</i>
6.7	-3.6	9.2	8.9	3.7	15.2	4.1	5.2	2.2	7.0	8.2	8.7	<i>Manufacture of cocoa products</i>
8.9	3.2	8.2	-5.2	-7.8	-0.8	-5.6	-7.9	-8.9	-3.1	-3.0	3.7	<i>Manufacture of chocolate and chocolate products</i>
-10.7	-11.8	1.9	-0.1	-0.3	1.1	7.1	8.7	13.4	23.5	17.8	10.5	<i>Manufacture of sugar confectionery</i>
28.1	9.9	17.9	9.5	7.2	12.6	-2.4	-1.6	-6.4	4.3	4.9	4.3	<i>Manufacture of sauces and condiments</i>
9.3	7.5	16.6	11.3	10.9	23.0	8.7	6.8	6.4	12.1	12.8	10.0	<i>Manufacture of other food products n.e.c.</i>
16.6	9.4	20.9	31.3	12.6	19.2	16.7	18.1	20.3	16.4	20.2	20.5	Manufacture of prepared animal feeds
5.7	0.5	-0.3	0.3	-3.0	12.1	1.9	2.1	0.9	1.5	8.0	3.8	Manufacture of beverages
4.1	-1.2	-4.1	-2.1	-5.3	16.9	14.7	15.6	7.5	11.3	11.9	6.7	<i>Manufacture of soft drinks</i>
-3.5	-6.5	-2.1	-2.8	-3.1	13.1	1.6	3.4	6.9	13.8	11.3	6.4	<i>Production of natural mineral waters and other bottled waters</i>
11.7	4.7	6.7	5.4	0.9	5.7	-13.4	-17.8	-10.0	-13.4	1.3	-1.2	<i>Other industry</i>
-21.2	20.6	5.7	25.3	9.1	57.6	20.4	19.5	17.6	18.7	16.5	4.7	Manufacture of tobacco products
0.9	-9.7	-15.0	-10.7	-11.4	-0.5	-13.8	-13.8	-11.0	-13.5	-13.6	-15.0	Spinning, weaving and finishing of textiles
6.0	-3.4	-13.0	-9.0	-8.2	3.0	-10.3	-11.3	-12.9	-16.8	-17.0	-19.6	<i>Preparation and spinning of textile fibres</i>
-12.2	-26.7	-21.4	-15.7	-20.6	-10.6	-21.9	-20.0	-4.3	-3.5	-3.8	-0.3	<i>Weaving of textiles</i>
-30.2	-18.4	-21.4	-28.9	-26.3	-27.8	-39.1	-37.7	-29.4	-30.9	-33.0	-34.5	<i>Dyeing, bleaching, printing and finishing of yarns and fabrics</i>
-0.1	6.0	14.9	11.4	10.6	10.4	4.9	5.8	12.0	12.6	13.9	15.0	Manufacture of other textiles
-7.6	-4.3	3.2	-0.3	2.3	-0.4	-4.3	-5.3	0.1	-1.9	-4.0	-2.9	<i>Manufacture of knitted and crocheted fabrics</i>
6.6	14.6	24.8	21.5	17.3	19.6	12.3	14.8	21.5	24.0	28.6	29.3	<i>Other industry</i>
1.3	1.7	3.8	1.8	0.6	9.1	11.7	10.6	4.6	6.3	7.4	6.3	Manufacture of wearing apparel, except fur apparel
1.6	2.1	4.8	1.2	2.6	12.5	12.6	11.2	5.5	6.9	8.1	6.5	<i>Manufacture of clothings</i>
-1.4	-1.4	-2.8	5.8	-12.6	-12.7	4.8	5.9	-1.8	2.0	2.3	4.9	<i>Other industry</i>
-10.2	3.3	26.2	29.9	22.8	22.1	14.8	12.4	13.3	17.5	19.7	24.0	Manufacture of articles of fur, knitted and crocheted apparel
10.3	5.9	2.9	10.6	12.8	22.6	5.2	8.2	3.7	5.4	6.7	4.6	Tanning and dressing of leather; manufacture of luggage, handbags, saddlery and harness; dressing and dyeing of fur
6.0	8.1	9.5	1.6	16.9	12.2	19.1	16.0	13.6	12.5	12.6	17.7	Manufacture of footwear
11.3	11.6	27.4	4.0	31.7	24.6	17.8	11.1	11.7	10.5	12.8	18.1	<i>Manufacture of leather footwear</i>
-3.0	1.9	-12.1	-2.3	-2.6	-4.5	21.4	26.9	17.6	16.7	12.3	16.8	<i>Manufacture of rubber footwear</i>
0.5	-10.4	12.4	4.9	0.6	15.8	-5.3	-2.0	-9.5	-9.7	-2.3	-4.5	Sawmilling and planning of wood

Jadual Table **1.4b** : Nilai Jualan Sektor Pembuatan Mengikut Kumpulan: Perubahan Peratusan Tahunan
 : Sales Value of Manufacturing Sector by Group: Annual Percentage Change

Kod Kumpulan Group code	Keterangan Kumpulan/Tempoh	2021	2022	2022		
				Q1	Q2	Q3
162	Pembuatan produk daripada kayu, gabus, jerami dan bahan jalinan lain	2.8	12.1	14.6	23.7	20.3
16211	Pembuatan kepingan venier dan papan lapis	-1.6	9.9	13.6	20.0	14.4
16212	Pembuatan papan partikel dan papan gentian	15.0	12.6	20.7	23.3	15.0
16221	Pertukangan kayu untuk jurubina	7.3	13.9	5.2	33.8	36.4
	Industri lain	-11.1	19.5	13.6	30.4	53.5
170	Pembuatan kertas dan produk kertas	15.8	9.6	10.2	10.3	11.9
17010	Pembuatan pulpa, kertas dan kertas tebal	36.1	13.8	24.0	13.6	12.0
17020	Pembuatan kertas gelugur dan kertas tebal dan bekas daripada kertas dan kertas tebal	11.8	2.5	-3.0	5.1	7.9
17091	Pembuatan sampul surat dan kad surat	-16.1	14.6	-5.3	7.0	26.5
17092	Pembuatan kertas kegunaan rumah dan pembersih peribadi	11.3	16.4	25.3	17.8	15.4
17093	Pembuatan kertas bergam atau pelekat yang berjalur atau bergulung dan label dan kertas dinding	16.9	17.4	15.6	13.8	18.8
	Industri lain	9.7	6.1	3.5	3.9	10.1
181 & 182	Percetakan, aktiviti perkhidmatan berkaitan percetakan dan penerbitan semula media rakaman	4.9	13.3	7.8	22.0	18.8
18110	Percetakan	4.0	12.4	15.9	25.4	11.8
18120 &	Aktiviti perkhidmatan berkaitan percetakan	8.6	17.2	-18.7	9.8	58.9
18200	Penerbitan semula media rakaman					
192 (19201 & 19202)	Pembuatan produk petroleum bertapis	36.4	42.3	36.3	36.3	57.2
201	Pembuatan kimia asas, baja dan sebatian nitrogen, plastik dan getah sintetik dalam bentuk primer	10.3	0.5	2.9	8.0	-1.3
20111	Pembuatan gas perindustrian atau perubatan bukan organik dalam bentuk cecair atau mampat	7.4	-15.8	-56.8	-28.7	4.1
20112 &	Pembuatan kimia organik asas	10.2	0.5	2.8	8.4	-2.7
20113	Pembuatan sebatian bukan organik					
20121 &	Pembuatan baja	12.2	18.0	37.8	22.5	33.4
20129	Pembuatan produk campuran nitrogen					
20131	Pembuatan plastik dalam bentuk primer	7.5	-9.8	-3.3	1.2	-15.4
	Industri lain	33.6	57.2	56.9	60.6	55.1
202 & 203	Pembuatan produk kimia lain dan serat buatan manusia	20.5	30.9	30.0	32.3	37.7
20210	Pembuatan racun perosak dan produk agrokimia lain	42.3	53.3	61.1	51.3	46.3
20221	Pembuatan cat, varnis dan penyadur dan mastik	44.1	33.0	59.3	41.4	41.1
20222	Pembuatan dakwat cetak	-1.0	16.2	20.3	15.6	17.1
20231 &	Pembuatan sabun dan bahan pencuci, penyediaan membersihkan dan mengilap	13.3	30.1	17.3	34.9	39.2
20232	Pembuatan pewangi dan penyediaan dandanan diri					
20291 &	Pembuatan plat fotografi, filem, sensitized paper dan other sensitized unexposed materials	6.5	23.8	11.3	15.4	32.5
20292 &	Pembuatan dakwat menulis dan melukis					
20299	Pembuatan produk kimia lain t.t.t.l.					
	Industri lain	24.8	16.3	1.3	6.1	19.2
210	Pembuatan produk farmaseutikal, kimia perubatan dan botani	17.1	10.8	13.9	10.7	12.1
21001	Pembuatan bahan aktif ubat-ubatan untuk digunakan oleh bidang farmakologi dalam pembuatan ubat-ubatan	21.6	10.1	15.5	8.4	10.9
	Industri lain	-1.0	14.8	6.3	24.2	18.2
221	Pembuatan produk getah	36.3	-23.9	-27.9	-30.7	-20.9
22111	Pembuatan tayar getah untuk kenderaan	32.9	-23.7	19.6	32.8	-52.6
22112	Pembuatan bunga tayar yang boleh ditukar ganti dan tayar celup	-8.2	2.4	-8.9	6.0	22.9
22191 &	Pembuatan produk lain daripada getah asli atau sintetik, tidak divulkan, divulkan atau dikeraskan	-9.6	-7.6	-28.3	-6.6	13.9
22193	Pengilangan semula getah dan prosesan susu getah					
22192	Pembuatan sarung tangan getah	47.9	-28.3	-32.8	-37.9	-23.9
22199	Pembuatan produk getah lain yang t.t.t.l.	23.8	-4.3	-10.6	-6.0	4.7
222	Pembuatan produk plastik	21.0	5.4	6.7	6.6	6.9
22201	Pembuatan produk plastik separa siap					
22202	Pembuatan produk plastik siap	20.9	-5.4	-6.1	-3.7	-4.3
22203	Pembuatan artikel plastik untuk pembungkusan barangan	28.3	29.4	20.9	38.0	32.7
22204	Pembuatan barangan plastik jurubina	60.0	19.5	37.6	27.0	13.1
22205	Pembuatan pinggan mangkuk, peralatan dapur dan barangan tandas daripada plastik	52.6	51.1	69.0	59.5	57.2
22209	Pembuatan pelbagai produk plastik t.t.t.l.	6.9	-19.4	-8.8	-24.2	-22.2
231 (23101 & 23102 & 23109)	Pembuatan kaca dan produk kaca	-12.1	4.8	-14.2	1.0	45.0

2022		2022		2023		Group Description/Period
Q4	Q1	Q2	Q3	(Jan. - Nov.)	(Jan. - Nov.)	
-1.8	-5.7	-4.3	-7.1	14.5	-5.5	Manufacture of products of wood, cork, straw and plaiting materials
-1.7	0.9	4.3	1.9	12.2	1.8	Manufacture of veneer sheets and plywood
-2.2	-12.2	-10.5	-16.5	15.0	-13.1	Manufacture of particle board and fibreboard
-0.7	-4.7	-8.5	-4.4	15.7	-4.8	Manufacture of builders' carpentry
-2.1	-17.6	-16.4	-19.0	22.7	-16.2	Other industry
6.1	11.0	4.8	1.9	9.7	5.8	Manufacture of paper and paper products
6.8	-1.5	-7.3	-6.0	14.4	-4.5	Manufacture of pulp, paper and paperboard
0.2	7.8	-5.8	-9.7	2.3	-3.3	Manufacture of corrugated paper and paperboard and of containers of paper and paperboard
30.6	29.5	10.8	-11.4	13.3	2.3	Manufacture of envelopes and letter-card
8.1	14.2	13.8	13.3	17.0	14.0	Manufacture of household and personal hygiene paper
21.4	28.1	22.0	8.5	17.3	18.4	Manufacture of gummed or adhesive paper in strips or rolls and labels and wall paper
7.1	27.2	41.1	47.9	5.4	41.2	Other industry
7.5	7.5	5.5	7.5	14.3	6.3	Printing, service activities related to printing and reproduction of recorded media
0.0	-0.7	1.2	6.2	14.4	3.0	Printing
42.5	45.3	23.6	12.7	13.8	19.9	Service activities related to printing
						Reproduction of recorded media
37.4	21.9	-6.2	-22.7	44.1	-8.7	Manufacture of refined petroleum products
-6.6	-6.5	-9.1	-8.3	1.6	-7.6	Manufacture of basic chemicals, fertilizer and nitrogen compounds, plastics and synthetic rubber in primary forms
72.3	58.8	-28.2	-36.3	-20.0	-14.2	Manufacture of liquefied or compressed inorganic industrial or medical gases
						Manufacture of basic organic chemicals
-5.4	-7.5	-11.7	-14.6	1.4	-11.2	Manufacture of inorganic compounds
						Manufacture of fertilizers
-11.9	-15.1	-15.3	-20.1	21.8	-17.2	Manufacture of associated nitrogen products
-20.4	-9.0	-2.9	14.3	-8.5	1.8	Manufacture of plastics in primary forms
56.8	8.5	-2.7	-20.0	59.3	-7.7	Other industry
24.9	21.4	20.7	17.6	31.4	18.9	Manufacture of other chemical products and man-made fibres
54.0	19.0	31.4	42.7	52.3	28.6	Manufacture of pesticides and other agrochemical products
4.2	18.9	34.5	45.6	36.2	34.5	Manufacture of paints, varnishes and similar coatings ink and mastics
11.8	-0.8	-4.1	-0.8	16.5	-3.0	Manufacture of printing ink
						Manufacture of soap and detergents, cleaning and polishing preparations
29.4	23.0	16.2	3.3	30.6	11.2	Manufacture of perfumes and toilet preparations
						Manufacture of photographic plates, films, sensitized paper and other sensitized unexposed materials
35.3	26.0	9.9	4.6	21.9	11.5	Manufacture of writing and drawing ink
						Manufacture of other chemical products n.e.c.
39.5	38.0	-2.8	-19.2	14.2	3.8	Other industry
7.1	12.0	5.1	0.7	11.2	5.4	Manufacture of pharmaceuticals, medicinal chemical and botanical products
6.0	9.7	4.5	-0.8	10.5	4.4	Manufacture of medicinal active substances to be used for their pharmacological properties in the manufacture of medicaments
11.9	24.1	8.4	7.8	14.9	10.3	Other industry
-11.1	-10.8	-12.6	-8.6	-24.8	-9.6	Manufacture of rubber products
-50.1	-41.4	-43.2	-35.0	-22.1	-38.5	Manufacture of rubber tyres for vehicles
-5.9	29.9	26.8	20.7	1.8	27.4	Manufacture of interchangeable tyre treads and retreading rubber tyres
						Manufacture of other products of natural or synthetic rubber, unvulcanized, vulcanized or hardened
-2.7	-8.6	-26.1	-24.5	-8.0	-18.0	Rubber remilling and latex processing
-8.3	-8.4	-8.3	-3.9	-29.4	-6.1	Manufacture of rubber gloves
-4.5	-10.6	-13.9	-9.0	-4.5	-10.1	Manufacture of other rubber products n.e.c.
1.7	-3.3	-1.2	-0.6	5.9	-0.8	Manufacture of plastics products
						Manufacture of semi-manufactures of plastic products
-7.7	-3.2	-7.7	-7.4	-5.2	-5.4	Manufacture of finished plastic products
25.5	5.4	-1.9	-5.6	29.9	-1.6	Manufacture of plastic articles for the packing of goods
6.6	27.9	33.8	45.5	20.5	41.2	Manufacture of builders' plastics ware
27.3	8.5	19.7	4.8	55.3	8.7	Manufacture of plastic tableware, kitchenware and toilet articles
-22.3	-21.5	-8.0	5.9	-19.3	-5.1	Manufacture of diverse plastic products n.e.c.
7.0	-4.8	-2.1	-4.1	4.4	-3.2	Manufacture of glass and glass products

Jadual Table **1.4b** : Nilai Jualan Sektor Pembuatan Mengikut Kumpulan: Perubahan Peratusan Tahunan
: Sales Value of Manufacturing Sector by Group: Annual Percentage Change

Kod Kumpulan Group code	Keterangan Kumpulan/Tempoh	2022										
		Jan.	Feb.	Mac	Apr.	Mei	Jun	Jul.	Ogo.	Sep.	Okt.	Nov.
162	Pembuatan produk daripada kayu, gabus, jerami dan bahan jalinan lain	16.5	11.8	15.4	14.4	24.3	39.9	47.3	15.6	11.2	4.9	-2.7
16211	Pembuatan kepingan venier dan papan lapis	13.8	13.8	13.3	14.8	22.3	26.5	42.6	6.5	8.3	4.9	-1.2
16212	Pembuatan papan partikel dan papan gentian	20.8	14.2	26.4	16.4	25.6	32.6	30.6	15.6	6.3	5.2	-4.5
16221	Pertukangan kayu untuk jurubina	15.7	1.9	-1.6	2.6	32.4	119.0	91.6	22.3	21.3	2.3	-3.4
	Industri lain	17.5	8.0	15.1	19.3	20.6	64.2	85.3	53.2	36.1	7.0	-4.5
170	Pembuatan kertas dan produk kertas	16.0	9.1	6.2	11.5	8.3	11.0	13.8	11.9	10.1	6.9	2.8
17010	Pembuatan pulpa, kertas dan kertas tebal	31.6	22.8	18.3	24.2	6.5	9.8	14.6	11.2	10.5	7.6	5.7
17020	Pembuatan kertas gelugur dan kertas tebal dan bekas daripada kertas dan kertas tebal	1.9	-2.6	-7.5	0.3	0.6	16.5	10.2	7.5	6.3	-1.2	-3.1
17091	Pembuatan sampul surat dan kad surat	-6.4	-3.1	-6.3	-6.9	8.0	20.3	26.5	28.6	24.6	33.2	29.8
17092	Pembuatan kertas kegunaan rumah dan pembersih peribadi	35.3	20.1	21.3	20.3	21.0	12.3	16.5	16.2	13.6	13.2	1.7
17093	Pembuatan kertas bergam atau pelekat yang berjalur atau bergulung dan label dan kertas dinding	15.6	16.1	15.1	28.6	24.1	-3.3	19.3	18.9	18.2	26.4	19.8
	Industri lain	8.5	0.8	1.1	0.0	1.1	10.8	12.5	12.4	5.6	3.2	4.8
181 & 182	Percetakan, aktiviti perkhidmatan berkaitan percetakan dan penerbitan semula media rakaman	7.7	6.8	8.9	9.2	12.7	54.5	33.8	12.7	12.2	8.9	9.4
18110	Percetakan	14.8	15.4	17.6	13.4	18.7	51.2	26.8	5.2	5.9	3.0	2.9
18120 & 18200	Aktiviti perkhidmatan berkaitan percetakan & Penerbitan semula media rakaman	-15.1	-20.4	-21.0	-5.6	-6.9	69.8	71.0	58.4	48.6	39.3	37.5
192 (19201 & 19202)	Pembuatan produk petroleum bertapis	46.2	26.0	35.5	23.2	26.5	59.2	51.8	59.6	60.6	56.0	32.1
201	Pembuatan kimia asas, baja dan sebatian nitrogen, plastik dan getah sintetik dalam bentuk primer	3.1	2.3	3.4	13.3	12.8	-0.5	-2.3	-1.7	0.1	-5.7	-4.2
20111	Pembuatan gas perindustrian atau perubatan bukan organik dalam bentuk cecair atau mampat	-55.3	-62.4	-50.6	-33.2	-23.2	-29.7	-30.6	12.6	89.6	86.5	87.6
20112 & 20113	Pembuatan kimia organik asas & Pembuatan sebatian bukan organik	3.1	3.0	2.3	15.0	13.0	-0.5	-2.7	-5.1	0.1	-2.8	-5.0
20121 & 20129	Pembuatan baja & Pembuatan produk campuran nitrogen	50.8	31.2	32.6	18.4	26.4	23.0	36.8	35.8	27.7	-11.4	-10.3
20131	Pembuatan plastik dalam bentuk primer	-5.2	-2.7	-2.1	9.0	6.6	-9.6	-13.7	-14.0	-18.6	-23.5	-15.5
	Industri lain	64.3	54.7	51.9	55.0	61.9	65.2	59.1	54.0	52.6	76.5	61.7
202 & 203	Pembuatan produk kimia lain dan serat buatan manusia	33.0	32.9	24.6	30.8	28.3	37.8	47.9	42.8	25.4	20.3	27.0
20210	Pembuatan racun perosak dan produk agrokimia lain	62.1	60.3	60.9	55.6	51.2	46.8	36.5	50.7	51.2	38.6	60.5
20221	Pembuatan cat, varnis dan penyadur dan mastik	79.3	72.4	33.6	28.5	34.8	66.0	109.1	43.5	6.2	-3.5	7.8
20222	Pembuatan dakwat cetak	24.4	21.3	15.6	12.7	18.1	16.3	12.6	19.6	19.5	11.2	11.8
20231 & 20232	Pembuatan sabun dan bahan pencuci, penyediaan membersihkan dan mengilap & Pembuatan pewangi dan penyediaan dandanan diri	14.0	18.8	19.0	39.9	28.2	36.0	46.9	46.7	26.8	31.8	31.2
20291 & 20292 & 20299	Pembuatan plat fotografi, filem, sensitized paper dan other sensitized unexposed materials & Pembuatan dakwat menulis dan melukis & Pembuatan produk kimia lain t.t.t.l.	11.4	10.7	11.9	16.5	15.2	14.4	19.3	35.6	43.1	29.1	34.0
	Industri lain	4.5	3.7	-3.6	-9.8	13.6	13.8	-1.2	38.2	25.3	35.8	43.0
210	Pembuatan produk farmaseutikal, kimia perubatan dan botani	24.0	9.1	9.6	15.4	8.3	8.5	15.9	11.7	8.9	7.4	6.7
21001	Pembuatan bahan aktif ubat-ubatan untuk digunakan oleh bidang farmakologi dalam pembuatan ubat-ubatan	24.6	10.3	12.3	15.6	5.2	4.8	13.2	11.8	7.7	8.1	4.3
	Industri lain	21.0	3.2	-2.8	14.6	26.9	30.9	31.1	11.0	14.8	4.2	17.3
221	Pembuatan produk getah	-25.8	-26.0	-30.8	-30.5	-30.7	-30.8	-30.5	-14.6	-13.9	-11.0	-11.5
22111	Pembuatan tayar getah untuk kenderaan	29.1	15.6	15.1	21.7	21.9	62.5	-66.4	-32.2	-36.0	-60.2	-42.8
22112	Pembuatan bunga tayar yang boleh ditukar ganti dan tayar celup	-8.0	-9.3	-9.5	-12.7	-10.2	60.1	52.7	13.4	10.0	-10.4	-14.0
22191 & 22193	Pembuatan produk lain daripada getah asli atau sintetik, tidak divulkan, divulkan atau dikeraskan & Pengilangan semula getah dan prosesan susu getah	-25.9	-28.5	-30.1	-3.4	-11.9	-4.9	17.5	23.1	1.5	-1.9	-3.3
22192	Pembuatan sarung tangan getah	-31.3	-30.5	-35.2	-37.8	-36.5	-39.4	-32.0	-20.3	-16.3	-5.3	-9.9
22199	Pembuatan produk getah lain yang t.t.t.l.	-10.3	-13.7	-8.0	-4.6	-9.0	-4.7	5.3	5.4	3.5	-4.5	-6.5
222	Pembuatan produk plastik	8.1	6.2	5.9	10.5	4.4	4.6	8.5	5.6	6.6	2.4	2.2
22201 & 22202	Pembuatan produk plastik separa siap & Pembuatan produk plastik siap	-5.2	-6.6	-6.4	-4.2	-4.2	-2.6	-3.6	-3.9	-5.4	-7.1	-8.6
22203	Pembuatan artikel plastik untuk pembungkusan barangan	19.8	22.6	20.3	35.3	39.4	39.5	29.8	30.2	38.6	28.8	24.1
22204	Pembuatan barangan plastik jurubina	45.2	39.6	30.2	28.6	32.4	20.6	19.2	17.9	3.6	3.5	6.3
22205	Pembuatan pinggan mangkuk, peralatan dapur dan barangan tandas daripada plastik	67.7	68.7	70.3	68.9	65.0	45.3	106.3	39.6	40.6	28.6	39.3
22209	Pembuatan pelbagai produk plastik t.t.t.l.	-5.8	-9.7	-10.6	-10.8	-32.5	-30.5	-22.5	-21.7	-22.5	-24.3	-21.5
231 (23101 & 23102 & 23109)	Pembuatan kaca dan produk kaca	-22.5	-9.9	-9.8	-7.7	-2.5	18.8	67.3	66.1	10.2	8.2	4.4

2023												Group Description/Period
Dis.	Jan.	Feb.	Mar.	Apr.	Mei	Jun	Jul.	Ogo.	Sep.	Okt.	Nov.	
-6.6	-6.4	-2.2	-8.1	-7.1	4.6	-9.3	-9.8	-5.9	-6.3	-2.2	-7.1	Manufacture of products of wood, cork, straw and plaiting materials
-7.8	3.4	2.8	-3.2	0.3	16.2	-1.6	-1.0	4.6	1.5	5.60	-3.8	Manufacture of veneer sheets and plywood
-6.5	-15.8	-5.0	-14.8	-14.2	-2.6	-13.6	-17.7	-15.7	-16.4	-13.5	-13.3	Manufacture of particle board and fibreboard
-0.8	-5.9	-6.2	-1.9	-5.6	-6.5	-14.2	-11.2	-1.4	-1.7	-1.8	-1.2	Manufacture of builders' carpentry
-7.6	-22.0	-12.9	-17.4	-19.2	-7.9	-20.8	-19.3	-22.0	-15.5	-6.4	-11.7	Other industry
8.8	7.0	16.9	9.5	4.3	8.3	1.9	1.0	1.6	3.0	3.7	7.8	Manufacture of paper and paper products
7.1	-1.4	8.8	-11.0	-14.2	2.8	-9.3	-12.0	-5.2	-1.1	-7.0	2.3	Manufacture of pulp, paper and paperboard
5.4	5.2	11.8	6.7	-6.9	-2.1	-8.4	-10.8	-11.5	-6.9	-5.0	-4.8	Manufacture of corrugated paper and paperboard and of containers of paper and paperboard
28.6	42.7	21.4	24.8	34.1	2.6	0.0	-6.3	-12.1	-15.4	-18.6	-17.8	Manufacture of envelopes and letter-card
9.8	5.9	19.7	17.2	15.7	15.8	9.9	15.4	17.8	7.2	12.5	17.5	Manufacture of household and personal hygiene paper
18.0	29.4	32.6	23.4	33.7	15.5	16.8	13.2	2.4	10.2	13.9	18.2	Manufacture of gummed or adhesive paper in strips or rolls and labels and wall paper
13.1	10.4	34.1	39.2	40.3	46.6	36.4	42.0	50.4	51.3	50.1	54.9	Other industry
4.5	3.2	10.2	9.3	2.6	7.6	6.5	6.7	8.9	6.9	7.6	1.4	Printing, service activities related to printing and reproduction of recorded media
-5.4	-4.6	1.4	1.3	-1.6	2.9	2.5	5.0	7.1	6.5	7.1	6.8	Printing
49.9	36.7	50.4	50.2	20.3	27.1	23.5	13.3	16.1	8.7	9.3	-16.3	Service activities related to printing
												Reproduction of recorded media
25.4	26.0	25.0	14.5	0.6	2.7	-18.6	-25.6	-20.9	-21.6	-18.4	-20.0	Manufacture of refined petroleum products
-9.6	-7.2	-5.6	-6.6	-6.6	-7.2	-13.2	-12.1	-6.2	-6.4	-5.0	-7.7	Manufacture of basic chemicals, fertilizer and nitrogen compounds, plastics and synthetic rubber in primary forms
51.4	49.6	65.2	64.5	-15.6	-25.5	-40.8	-33.3	-40.1	-35.0	-30.0	-20.3	Manufacture of liquefied or compressed inorganic industrial or medical gases
												Manufacture of basic organic chemicals
-7.9	-8.2	-7.0	-7.4	-1.8	-14.5	-17.8	-19.1	-12.1	-12.4	-13.7	-9.4	Manufacture of inorganic compounds
												Manufacture of fertilizers
-13.8	-14.5	-14.7	-16.1	-15.9	-6.0	-24.4	-24.3	-15.2	-20.9	-17.7	-22.2	Manufacture of associated nitrogen products
-22.1	-10.3	-7.9	-8.9	-11.3	4.7	-1.8	7.5	17.5	18.5	19.1	3.2	Manufacture of plastics in primary forms
36.7	6.8	10.0	8.8	-2.9	0.5	-5.7	-15.3	-21.2	-23.1	-11.8	-19.7	Other industry
27.0	21.6	19.3	23.1	10.3	30.9	21.7	22.9	16.0	14.5	18.5	12.1	Manufacture of other chemical products and man-made fibres
61.2	24.1	16.7	16.2	16.5	35.0	44.8	56.8	40.9	32.6	38.3	7.0	Manufacture of pesticides and other agrochemical products
8.3	8.4	14.7	34.0	20.5	43.4	39.9	43.6	46.7	46.5	49.7	36.3	Manufacture of paints, varnishes and similar coatings ink and mastics
12.3	-1.0	-0.6	-0.9	-10.4	1.6	-2.9	3.4	-2.5	-3.5	-11.2	-5.4	Manufacture of printing ink
25.4	23.4	23.7	22.0	4.3	35.5	11.4	11.4	3.1	-3.5	1.4	3.4	Manufacture of soap and detergents, cleaning and polishing preparations
												Manufacture of perfumes and toilet preparations
												Manufacture of photographic plates, films, sensitized paper and other sensitized unexposed materials
42.8	40.1	22.3	15.7	5.1	12.7	12.2	8.4	-1.2	6.8	8.7	2.6	Manufacture of writing and drawing ink
												Manufacture of other chemical products n.e.c.
40.1	43.7	30.1	40.3	33.3	-9.7	-22.8	-8.2	-38.2	-10.2	1.4	18.7	Other industry
7.2	6.9	15.8	13.6	7.7	9.1	-0.5	-0.3	1.3	1.1	6.1	1.3	Manufacture of pharmaceuticals, medicinal chemical and botanical products
5.6	4.6	13.9	10.9	7.1	8.3	-1.2	-2.5	0.0	0.1	4.6	4.7	Manufacture of medicinal active substances to be used for their pharmacological properties in the manufacture of medicaments
14.1	18.9	25.5	28.0	11.2	12.9	2.6	10.2	7.6	5.8	13.4	-12.3	Other industry
-10.6	-11.7	-10.7	-10.1	-14.2	-10.4	-13.2	-10.8	-8.8	-5.7	-4.2	-2.9	Manufacture of rubber products
-42.4	-40.7	-41.6	-42.0	-49.9	-34.9	-43.2	-42.5	-33.1	-26.3	-21.2	-31.4	Manufacture of rubber tyres for vehicles
9.9	9.2	42.0	39.8	26.3	40.4	15.9	12.2	20.0	30.1	39.4	31.4	Manufacture of interchangeable tyre treads and retreading rubber tyres
												Manufacture of other products of natural or synthetic rubber, unvulcanized, vulcanized or hardened
-2.7	-7.0	-10.9	-7.9	-30.4	-16.4	-30.0	-27.2	-28.7	-16.5	-10.1	-3.7	Rubber remilling and latex processing
-9.7	-9.6	-7.9	-7.8	-8.3	-8.4	-8.1	-5.8	-3.0	-2.6	-2.1	-1.3	Manufacture of rubber gloves
-2.5	-9.6	-8.9	-12.9	-19.3	-8.6	-13.1	-7.3	-11.4	-8.2	-8.0	-2.7	Manufacture of other rubber products n.e.c.
0.7	-6.3	-2.3	-1.4	-7.1	8.1	-3.9	0.6	-1.7	-0.6	2.8	3.2	Manufacture of plastics products
												Manufacture of semi-manufactures of plastic products
-7.4	-7.7	-0.8	-1.1	-10.0	-0.4	-12.3	-8.8	-8.6	-4.6	-1.6	-1.9	Manufacture of finished plastic products
23.8	2.6	5.8	7.9	-3.5	5.3	-7.3	-0.9	-8.7	-6.8	-5.1	-2.5	Manufacture of plastic articles for the packing of goods
9.9	-0.1	42.9	41.2	33.4	41.3	26.9	49.5	40.5	46.9	62.9	65.7	Manufacture of builders' plastics ware
15.6	5.6	10.0	9.9	12.3	23.5	24.3	6.3	10.6	-2.1	3.2	-5.9	Manufacture of plastic tableware, kitchenware and toilet articles
-21.1	-20.9	-21.7	-21.9	-22.3	10.5	-6.2	4.5	5.5	7.7	12.2	13.2	Manufacture of diverse plastic products n.e.c.
8.6	2.1	-10.1	-5.8	-3.7	-3.0	1.0	-10.5	-2.4	2.1	0.6	-2.4	Manufacture of glass and glass products

Jadual Table **1.4b** : Nilai Jualan Sektor Pembuatan Mengikut Kumpulan: Perubahan Peratusan Tahunan
 : Sales Value of Manufacturing Sector by Group: Annual Percentage Change

Kod Kumpulan Group code	Keterangan Kumpulan/Tempoh	2021	2022	2022		
				Q1	Q2	Q3
239	Pembuatan pengeluaran galian bukan logam t.t.t.l.	9.6	16.7	10.3	23.6	32.2
23911 & 23921	Pembuatan mortar refraktori dan konkrit & Pembuatan seramik bukan refraktori	7.0	6.1	-6.5	2.9	68.2
23930	Pembuatan produk porselin dan seramik lain	35.1	8.2	7.4	16.8	15.8
23941	Pembuatan simen hidrolik	5.7	22.1	6.0	23.3	57.1
23951	Pembuatan konkrit dan mortar siap bancuh dan banchuan kering	12.2	23.8	24.6	40.6	34.1
23952 & 23953 & 23959	Pembuatan konkrit pratuangan, simen atau artikel batu buatan yang digunakan dalam pembinaan; Pembuatan komponen struktur pasang siap untuk bangunan atau kejuruteraan awam dari simen, batu atau konkrit buatan & Pembuatan artikel konkrit, simen dan plaster lain t.t.t.l.	6.0	10.0	8.2	17.5	16.7
23990	Pembuatan produk mineral bukan logam lain t.t.t.l.	27.1	21.8	15.0	28.8	25.0
	Industri lain	11.6	24.9	21.1	38.6	44.8
241 (24101 & 24102 & 24103 & 24104 & 24109)	Pembuatan besi dan keluli asas	9.0	9.6	14.4	17.5	9.4
242 (24201 & 24202 & 24209)	Pembuatan logam asas berharga dan logam bukan ferus lain	7.0	8.8	5.7	15.0	13.1
243	Pengacuan logam	2.0	20.6	20.8	24.6	30.0
251 & 252	Pembuatan produk struktur logam, tangki, takungan, penjana wap, senjata dan peluru	10.5	17.0	16.5	22.8	25.3
25113 & 25119	Pembuatan pintu, tingkap dan bingkai, penutup tingkap dan pintu pagar daripada logam & Pembuatan produk struktur logam lain	9.5	16.9	19.0	25.2	19.3
25120	Pembuatan tangki, takungan dan kontena daripada logam	18.3	18.4	12.4	19.7	41.3
	Industri lain	-20.9	7.6	-6.5	-1.2	33.6
259	Pembuatan lain-lain produk yang direka daripada logam; aktiviti perkhidmatan kerja logam	4.2	10.4	1.7	15.5	27.7
25910	Tempaan, tekanan, hentakan dan bentuk gelekkan logam; serbuk metalurgi	17.2	24.0	16.3	24.0	43.7
25920	Rawatan dan penyalutan logam; menggunakan mesin	35.6	21.8	4.4	26.6	45.7
25991	Pembuatan tin untuk produk makanan dan minuman, tiub dan kotak boleh dilipat	-10.9	-2.5	-1.0	0.2	4.3
25992 & 25993	Pembuatan kabel, plaited bands (jalur/pita berpintal) dan artikel seumpamanya daripada logam & Pembuatan bolt, skru, nat dan produk uliran seumpamanya	0.6	2.7	-4.9	17.4	21.7
25994	Pembuatan barangan rumah daripada logam	51.7	7.7	2.0	-7.8	20.8
25999	Pembuatan produk lain yang direka daripada logam t.t.t.l.	5.5	21.0	5.3	17.1	43.1
	Industri lain	26.7	21.7	30.3	11.1	22.0
261	Pembuatan komponen dan papan elektronik	19.2	28.9	23.1	36.7	31.8
26101 & 26102	Pembuatan diod, transistor dan alatan semikonduktor yang seumpamanya & Pembuatan litar elektronik bersepadu dengan pemasangan mikro	16.6	34.0	34.3	43.3	37.7
26103 & 26104 & 26105	Pembuatan kapasitor dan perintang elektrik & Pembuatan papan litar bercetak & Pembuatan komponen paparan	23.0	21.4	6.5	27.3	23.7
26109	Pembuatan komponen lain untuk aplikasi elektronik	22.1	29.8	28.3	32.4	33.6
262 (26201 & 26202)	Pembuatan komputer dan kelengkapan peranti	4.5	8.0	11.5	10.6	15.8
263/26300	Pembuatan peralatan komunikasi	-15.5	0.3	-12.4	4.9	11.6
264/26400	Pembuatan peralatan elektronik pengguna	8.3	11.0	14.5	16.6	26.6
265	Pembuatan kelengkapan mengukur, menguji, memandu arah dan kawalan; jam tangan dan jam	8.0	30.3	34.9	37.4	37.7
26511 & 26512	Pembuatan kelengkapan mengukur, menguji, memandu arah dan kawalan & Pembuatan kelengkapan kawalan proses perindustrian	5.0	31.7	37.6	37.2	37.3
26520	Pembuatan jam tangan dan jam dan bahagiannya	33.7	20.9	16.4	38.8	40.9
266/26600	Pembuatan peralatan penyinaran, perubatan elektro dan elektroterapeutik	24.7	-34.3	-49.3	-39.4	-36.7

2022		2022		2023		Group Description/Period
Q4	Q1	Q2	Q3	(Jan. - Nov.)	(Jan. - Nov.)	
5.9	8.4	7.9	9.0	18.0	8.5	Manufacture of non-metallic mineral products n.e.c.
-7.2	-7.5	13.3	17.8	7.8	8.3	Manufacture of refractory mortars and concretes
-5.1	-2.8	-14.1	-9.7	9.4	-7.3	Manufacture of non-refractory ceramic
14.9	22.2	13.7	10.1	23.2	13.5	Manufacture of other porcelain and ceramic products
4.1	13.3	8.7	8.1	25.6	9.6	Manufacture of hydraulic cement
						Manufacture of ready-mix and dry-mix concrete and mortars
						Manufacture of precast concrete, cement or artificial stone articles for use in construction
0.4	0.7	6.1	10.8	11.4	6.6	Manufacture of prefabricated structural components for building or civil engineering of cement, concrete or artificial stone
						Manufacture of other articles of concrete, cement and plaster n.e.c.
20.0	8.3	-0.8	2.1	21.6	4.3	Manufacture of other non-metallic mineral products n.e.c.
4.7	5.4	15.9	9.2	27.5	9.4	Other industry
0.5	7.0	6.3	5.8	10.7	6.6	Manufacture of basic iron and steel
4.2	2.6	0.5	-1.2	9.4	1.2	Manufacture of basic precious and other non-ferrous metals
10.1	6.3	5.7	13.8	22.3	8.5	Casting of metals
6.4	7.1	15.8	12.8	17.9	11.8	Manufacture of structural metal products, tanks, reservoirs, steam generators, weapons and ammunition
6.2	4.3	19.0	14.9	17.7	12.4	Manufacture of metal doors, windows and their frames, shutters and gates
6.5	14.3	7.6	9.0	19.8	10.5	Manufacture of other structural metal products
10.8	16.9	18.9	0.9	6.7	9.5	Manufacture of tanks, reservoirs and containers of metal
1.8	5.7	1.7	8.8	11.3	5.9	Other industry
15.7	7.9	6.1	4.3	25.6	5.4	Manufacture of other fabricated metal products; metal working service activities
17.7	33.9	10.6	2.1	21.2	13.1	Forging, pressing, stamping and roll-forming of metal; powder metallurgy
-12.1	-6.9	2.8	9.0	-1.4	4.3	Treatment and coating of metals; machining
-13.4	-9.9	-9.3	8.6	4.5	-2.6	Manufacture of tins and cans for food products, collapsible tubes and boxes
19.6	17.4	15.2	7.5	6.7	13.5	Manufacture of metal cable, plaited bands and similar articles
22.4	28.0	7.0	10.2	20.8	13.1	Manufacture of bolts, screws, nuts and similar threaded products
24.2	39.4	45.1	52.0	21.2	44.7	Manufacture of metal household articles
25.0	16.5	7.4	-1.5	30.5	3.6	Manufacture of any other fabricated metal products n.e.c.
23.4	5.7	-2.1	-2.5	35.9	-2.2	Other industry
27.6	36.1	21.1	-3.7	22.5	10.4	Manufacture of electronic components and boards
25.6	15.8	33.2	44.2	32.4	33.2	Manufacture of diodes, transistors and similar semiconductor devices
-4.0	-2.6	-1.3	10.6	9.1	2.1	Manufacture of electronic integrated circuits micro assemblies
0.9	10.8	50.0	69.7	-0.4	41.7	Manufacture of electrical capacitors and resistors
-8.1	-9.3	-3.6	4.4	13.3	-1.6	Manufacture of printed circuit boards
16.2	2.9	1.1	0.1	34.5	2.8	Manufacture of display components
19.0	4.0	4.4	0.4	36.1	4.3	Manufacture of other components for electronic applications
-1.6	-6.6	-19.3	-2.6	24.1	-7.8	Manufacture of computers and peripheral equipment
-3.4	27.8	-8.0	-4.6	-37.1	3.7	Manufacture of communication equipment
						Manufacture of consumer electronics
						Manufacture of measuring, testing, navigating and control equipment; watches and clocks
						Manufacture of measuring, testing, navigating and control equipment
						Manufacture of industrial process control equipment
						Manufacture of watches and clocks and parts
						Manufacture of irradiation, electromedical and electrotherapeutic equipment

Jadual Table **1.4b** : Nilai Jualan Sektor Pembuatan Mengikut Kumpulan: Perubahan Peratusan Tahunan
 : Sales Value of Manufacturing Sector by Group: Annual Percentage Change

Kod Kumpulan Group code	Keterangan Kumpulan/Tempoh	2022										
		Jan.	Feb.	Mac	Apr.	Mei	Jun	Jul.	Ogo.	Sep.	Okt.	Nov.
239	Pembuatan pengeluaran galian bukan logam t.t.t.l.	9.3	10.3	11.4	16.1	13.1	47.1	44.4	31.2	22.9	7.6	5.3
23911 & 23921	Pembuatan mortar refraktori dan konkrit & Pembuatan seramik bukan refraktori	-6.9	-6.1	-6.4	-6.9	-17.5	47.7	137.5	56.2	39.8	-5.0	-7.4
23930 & 23941	Pembuatan produk porselin dan seramik lain & Pembuatan simen hidrolik	7.6	7.4	7.1	8.5	10.0	35.0	42.2	12.8	-1.5	-5.3	-6.3
23951	Pembuatan konkrit dan mortar siap bancuh dan bancuhan kering	1.3	7.3	9.4	11.5	10.5	60.3	59.5	58.6	53.3	19.6	13.4
23952 & 23953 & 23959	Pembuatan konkrit pratuangan, simen atau artikel batu buatan yang digunakan dalam pembinaan; & Pembuatan komponen struktur pasang siap untuk bangunan atau kejuruteraan awam dari simen, batu atau konkrit buatan & Pembuatan artikel konkrit, simen dan plaster lain t.t.t.l.	24.6	24.2	24.9	29.6	34.1	62.3	60.2	38.4	12.3	2.2	1.2
23990	Pembuatan produk mineral bukan logam lain t.t.t.l. Industri lain	9.6	18.1	17.6	22.5	15.5	51.7	35.4	22.6	17.4	12.3	23.5
		25.2	20.3	18.2	11.5	47.2	73.8	79.7	37.9	28.6	5.4	7.1
241 (24101 & 24102 & 24103 & 24104 & 24109)	Pembuatan besi dan keluli asas	12.4	13.9	17.1	8.9	15.2	34.2	30.9	9.2	-0.8	-0.4	2.0
242 (24201 & 24202 & 24209)	Pembuatan logam asas berharga dan logam bukan ferus lain	6.3	4.9	6.0	11.9	10.5	25.6	38.5	4.5	6.3	6.5	2.3
243	Pengacuan logam	16.4	20.9	25.2	9.2	10.4	76.6	51.5	26.8	19.6	12.2	12.6
251 & 252	Pembuatan produk struktur logam, tangki, takungan, penjana wap, senjata dan peluru	18.1	17.1	14.2	8.3	11.5	58.0	51.2	23.8	7.6	4.8	5.3
25113 & 25119	Pembuatan pintu, tingkap dan bingkai, penutup tingkap dan & pintu pagar daripada logam & Pembuatan produk struktur logam lain	20.7	18.8	17.1	5.2	12.2	77.7	42.1	21.3	1.0	3.6	5.1
25120	Pembuatan tangki, takungan dan kontena daripada logam Industri lain	14.3	13.2	9.6	19.3	12.3	27.4	80.1	26.9	27.8	6.8	6.1
		-11.0	8.0	-13.0	-13.3	-10.6	26.9	39.6	55.9	8.5	15.2	1.4
259	Pembuatan lain-lain produk yang direka daripada logam; aktiviti perkhidmatan kerja logam	2.0	0.8	2.4	4.6	4.9	48.2	47.6	31.9	9.7	3.6	0.3
25910	Tempaan, tekanan, hentakan dan bentuk gelekkan logam; serbuk metalurgi	11.6	20.8	17.0	16.6	11.2	50.1	49.3	52.4	31.7	25.3	13.8
25920 & 25991	Rawatan dan penyalutan logam; menggunakan mesin & Pembuatan tin untuk produk makanan dan minuman, tiub dan kotak boleh dilipat	11.0	-0.9	3.5	11.3	19.8	57.4	80.9	30.6	34.2	15.3	10.3
25992 & 25993	Pembuatan kabel, plaited bands (jalur/pita berpintal) dan & artikel seumpamanya daripada logam & Pembuatan bolt, skru, nat dan produk uliran seumpamanya	-0.3	-1.2	-1.6	-1.2	-3.3	5.1	17.7	8.3	-9.0	-9.2	-13.8
25994 & 25999	Pembuatan barangan rumah daripada logam & Pembuatan produk lain yang direka daripada logam t.t.t.l. Industri lain	-4.4	-8.2	-2.2	6.6	0.5	70.5	57.0	26.6	-4.9	-11.6	-14.9
		27.7	15.2	-20.6	-28.8	-23.3	75.4	21.3	21.1	19.8	24.0	15.6
		3.7	7.1	5.2	-1.2	12.1	62.3	53.7	54.3	26.3	21.2	23.7
		37.5	43.5	14.3	6.4	3.0	27.6	23.9	20.8	21.4	18.6	26.8
261	Pembuatan komponen dan papan elektronik	9.7	21.5	37.5	31.0	39.3	39.7	28.3	33.7	32.9	30.7	30.7
26101 & 26102	Pembuatan diod, transistor dan alatan semikonduktor yang & seumpamanya & Pembuatan litar elektronik bersepadu dengan pemasangan mikro	14.8	35.5	52.8	41.7	44.1	44.1	28.0	42.3	42.2	30.0	23.4
26103 & 26104 & 26105	Pembuatan kapasitor dan perintang elektrik & & Pembuatan papan litar bercetak & Pembuatan komponen paparan	-0.3	2.5	16.7	15.3	32.9	33.6	28.3	22.5	21.4	30.8	42.6
26109	Pembuatan komponen lain untuk aplikasi elektronik	34.2	21.0	29.4	30.5	32.9	33.6	35.1	32.1	33.8	43.2	27.9
262 (26201 & 26202)	Pembuatan komputer dan kelengkapan peranti	17.3	17.1	1.2	16.9	6.7	6.8	6.5	22.3	20.8	-7.3	-1.3
263/ 26300	Pembuatan peralatan komunikasi	-23.5	-15.6	2.3	2.8	11.8	1.4	-1.7	16.9	17.5	-2.3	-2.5
264/ 26400	Pembuatan peralatan elektronik pengguna	13.9	4.9	24.6	25.1	10.8	13.5	74.5	12.6	13.8	-8.5	-5.3
265	Pembuatan kelengkapan mengukur, menguji, memandu arah dan kawalan; jam tangan dan jam	37.9	31.4	34.3	24.1	32.7	53.9	55.8	36.1	25.9	26.3	27.0
26511 & 26512	Pembuatan kelengkapan mengukur, menguji, memandu arah & dan kawalan & Pembuatan kelengkapan kawalan proses perindustrian	39.4	35.0	37.6	22.4	31.7	55.7	56.4	33.5	27.0	29.9	32.9
26520	Pembuatan jam tangan dan jam dan bahagiannya	25.4	10.2	13.2	34.4	39.1	42.6	52.3	57.6	18.3	5.3	-3.3
266/ 26600	Pembuatan peralatan penyinaran, perubatan elektro dan elektroterapeutik	-55.6	-46.2	-45.3	-28.3	-43.6	-44.6	-44.9	-19.6	-42.5	-43.2	60.4

2023												Group Description/Period
Dis.	Jan.	Feb.	Mar.	Apr.	Mei	Jun	Jul.	Ogo.	Sep.	Okt.	Nov.	
5.0	3.8	12.3	9.3	5.7	10.6	7.8	8.1	8.2	10.7	8.2	8.9	Manufacture of non-metallic mineral products n.e.c.
												<i>Manufacture of refractory mortars and concretes</i>
-8.7	-13.3	-3.7	-5.3	11.4	28.6	2.6	11.6	18.6	22.9	21.1	14.0	<i>Manufacture of non-refractory ceramic</i>
-3.7	2.5	-2.5	-8.6	-13.6	-12.2	-16.5	-13.4	-6.6	-8.8	-1.0	1.6	<i>Manufacture of other porcelain and ceramic products</i>
12.5	25.3	21.7	19.8	13.7	14.2	13.2	13.6	8.8	8.1	4.1	5.9	<i>Manufacture of hydraulic cement</i>
8.6	8.1	18.7	13.5	8.6	8.9	8.6	10.8	6.5	7.2	6.6	7.6	<i>Manufacture of ready-mix and dry-mix concrete and mortars</i>
												<i>Manufacture of precast concrete, cement or artificial stone articles for use in construction</i>
-2.8	-7.9	6.1	4.8	-0.9	9.4	11.2	8.8	9.9	13.8	10.3	12.4	<i>Manufacture of prefabricated structural components for building or civil engineering of cement, concrete or artificial stone</i>
												<i>Manufacture of other articles of concrete, cement and plaster n.e.c.</i>
24.1	3.5	15.7	5.9	3.2	5.6	-10.3	-8.9	3.7	12.4	8.6	8.5	<i>Manufacture of other non-metallic mineral products n.e.c.</i>
1.8	3.6	5.6	6.9	15.3	15.3	17.2	12.9	6.4	8.6	12.7	2.1	<i>Other industry</i>
-0.1	-3.9	12.6	13.5	2.1	5.1	12.9	13.3	1.2	5.0	4.6	9.9	Manufacture of basic iron and steel
3.8	1.9	1.9	3.9	1.8	6.5	-8.2	-12.9	-0.5	6.5	3.8	2.6	Manufacture of basic precious and other non-ferrous metals
6.0	7.6	9.0	2.5	-1.5	3.6	16.1	16.5	14.2	11.3	13.6	3.1	Casting of metals
9.0	1.9	7.1	12.9	17.5	18.9	11.2	11.2	12.4	14.8	10.5	13.7	Manufacture of structural metal products, tanks, reservoirs , steam generators , weapons and ammunition
												<i>Manufacture of metal doors, windows and their frames, shutters and gates</i>
9.6	-2.9	8.3	8.8	20.5	21.2	15.3	10.2	18.1	16.6	10.3	15.5	<i>Manufacture of other structural metal products</i>
6.7	16.3	2.3	24.5	9.8	12.3	1.6	13.7	1.9	11.5	12.3	10.8	<i>Manufacture of tanks, reservoirs and containers of metal</i>
16.3	10.5	19.9	21.2	21.0	23.7	12.5	9.8	-10.3	5.6	-2.8	0.7	<i>Other industry</i>
1.5	3.3	10.8	3.1	-2.9	4.2	4.2	8.5	8.9	9.0	8.2	9.3	Manufacture of other fabricated metal products; metal working service activities
												<i>Forging, pressing, stamping and roll-forming of metal; powder metallurgy</i>
8.9	8.8	9.1	6.0	5.4	8.3	4.6	6.1	6.7	0.2	1.8	3.1	<i>Treatment and coating of metals; machining</i>
27.3	44.5	48.1	10.9	9.4	16.3	6.7	4.4	4.9	-2.4	4.3	3.8	<i>Manufacture of tins and cans for food products, collapsible tubes and boxes</i>
-13.1	-13.6	-3.1	-3.3	-3.5	11.6	1.4	6.3	9.0	11.5	17.2	19.6	<i>Manufacture of metal cable, plaited bands and similar articles</i>
-13.6	-13.5	-4.0	-12.0	-15.6	-10.5	-0.3	6.0	8.0	12.0	5.4	8.0	<i>Manufacture of bolts, screws, nuts and similar threaded products</i>
19.4	20.1	27.2	6.7	22.8	17.5	5.8	4.2	8.8	9.8	15.1	13.9	<i>Manufacture of metal household articles</i>
22.3	26.5	29.7	27.8	2.3	12.2	7.8	13.5	8.0	9.4	8.0	6.9	<i>Manufacture of any other fabricated metal products n.e.c.</i>
27.0	23.0	55.6	43.4	41.2	51.3	43.4	46.0	52.6	57.5	43.7	40.3	<i>Other industry</i>
14.5	13.8	18.4	16.8	9.5	6.5	6.5	3.5	-2.5	-4.6	-7.2	-11.6	Manufacture of electronic components and boards
												<i>Manufacture of diodes, transistors and similar semiconductor devices</i>
17.0	6.3	4.8	6.0	-6.3	-0.7	0.4	3.9	-4.8	-5.6	-10.8	-13.9	<i>Manufacture of electronic integrated circuits micro assemblies</i>
												<i>Manufacture of electrical capacitors and resistors</i>
11.5	28.5	42.6	36.1	36.4	15.7	13.7	-0.5	-2.3	-7.5	-5.6	-12.7	<i>Manufacture of printed circuit boards</i>
												<i>Manufacture of display components</i>
7.0	3.9	21.3	22.3	28.9	29.1	40.8	45.2	40.8	46.3	35.7	40.6	<i>Manufacture of other components for electronic applications</i>
-3.0	-3.4	-2.3	-2.0	-7.7	12.3	-5.1	12.4	10.9	7.8	4.3	5.0	Manufacture of computers and peripheral equipment
7.4	6.2	12.3	13.2	51.6	52.6	46.8	81.3	68.7	63.1	35.2	35.5	Manufacture of communication equipment
-10.8	-16.7	-5.6	-5.5	-14.2	3.7	1.3	5.7	2.1	5.4	6.7	0.2	Manufacture of consumer electronics
-0.1	-10.5	12.1	11.9	2.9	6.8	-4.5	-4.0	-5.0	8.6	9.5	7.6	Manufacture of measuring, testing, navigating and control equipment; watches and clocks
												<i>Manufacture of measuring, testing, navigating and control equipment</i>
0.8	-10.7	14.4	14.1	7.6	10.9	-2.8	-3.8	-4.7	9.1	10.9	9.1	<i>Manufacture of industrial process control equipment</i>
-6.7	-8.5	-5.4	-5.5	-23.6	-18.2	-16.5	-5.4	-7.0	5.0	-0.4	-3.4	<i>Manufacture of watches and clocks and parts</i>
27.6	25.8	26.5	30.8	-15.7	10.1	-13.4	-9.2	-8.9	5.3	10.6	2.6	Manufacture of irradiation, electromedical and electrotherapeutic equipment

Jadual Table **1.4b** : Nilai Jualan Sektor Pembuatan Mengikut Kumpulan: Perubahan Peratusan Tahunan
 : Sales Value of Manufacturing Sector by Group: Annual Percentage Change

Kod Kumpulan Group code	Keterangan Kumpulan/Tempoh	2021	2022	2022		
				Q1	Q2	Q3
267 (26701 & 26702) & 268 (26800)	Pembuatan peralatan optikal, kelengkapan fotografi, media magnetik dan optikal	18.7	33.7	33.7	36.2	67.7
271	Pembuatan motor elektrik, penjana, transformer dan perkakasan pengagihan dan pengawalan elektrik	21.4	33.3	37.9	36.0	43.8
	27101 Pembuatan motor elektrik, penjana dan transformer	13.1	17.2	25.6	27.1	19.3
	27102 Pembuatan perkakasan pengagihan dan pengawalan elektrik	26.7	42.5	45.1	41.1	58.5
272/ 27200	Pembuatan bateri dan akumulator	-3.7	33.6	25.8	12.8	33.6
273	Pembuatan pendawaian dan peranti pendawaian	26.2	0.0	12.3	6.0	1.3
	27310 Pembuatan kabel gantian optikal	35.4	14.9	33.9	48.7	2.5
	27320 Pembuatan wayar dan kabel elektronik dan elektrik lain	24.2	0.1	11.0	5.4	2.7
	27330 Pembuatan alatan pendawaian pembawa dan bukan pembawa arus untuk litar elektrik (tanpa mengira jenis bahan)	54.9	-7.4	22.1	-1.1	-16.0
274/ 27400	Pembuatan kelengkapan pencahayaan elektrik	-2.8	27.1	28.5	28.0	38.7
275/ 27500	Pembuatan perkakasan domestik	9.5	8.7	7.6	12.3	17.8
279/ 27900	Pembuatan kelengkapan elektrik lain	17.7	4.0	16.7	-2.9	3.7
281 & 282	Pembuatan jentera kegunaan umum dan kegunaan khas	16.2	6.9	9.3	4.6	7.7
	28120 Pembuatan alat-alat kuasa bendalir &	25.9	2.4	-14.7	-1.4	23.3
	28130 Pembuatan pam, pemampat, kepala paip dan injap lain					
	28180 Pembuatan alatan tangan yang menggunakan kuasa dilengkapkan dengan motor elektrik atau bukan motor elektrik atau pneumatik	27.7	1.0	-3.3	-1.4	3.4
	28220 Pembuatan jentera pembentukan logam dan alatan mesin					
	28192 Pembuatan mesin penyaman udara, termasuk untuk kenderaan bermotor	17.8	-6.1	10.9	3.2	-12.6
	28290 Pembuatan lain-lain mesin bertujuan khas t.t.t.l. Industri lain	-11.4 21.7	37.9 10.8	28.5 16.6	15.6 7.5	45.6 8.3
291 (29101 & 29102)	Pembuatan kenderaan bermotor	5.8	12.7	5.8	21.0	22.1
292/ 29200	Pembuatan kerangka (coachwork) untuk kenderaan bermotor; pembuatan treler dan semi treler	19.7	17.6	29.7	19.2	20.6
293/ 29300	Pembuatan alat ganti dan aksesori untuk kenderaan bermotor	5.4	17.9	2.7	19.1	46.2
301 (30110 & 30120)	Pembinaan kapal dan bot	50.7	0.9	7.2	2.6	-3.9
302, 303, 304 & 309	Pembuatan lokomotif keretapi, rolling stock, kapal angkasa dan udara, jentera berkaitan, kenderaan tempur ketenteraan, dan kelengkapan pengangkutan t.t.t.l.	-5.9	17.1	0.4	19.3	38.5
	30910 Pembuatan motosikal	-13.2	26.3	-11.4	21.2	69.4
	30920 Pembuatan basikal dan invalid carriages Industri lain	3.4 -6.6	24.3 9.5	2.3 5.1	40.1 8.7	46.5 21.4
310	Pembuatan perabot	-5.7	9.8	6.7	18.9	29.4
	31001 Pembuatan perabot kayu dan rotan Industri lain	-21.9 26.3	1.0 20.5	-11.9 40.3	2.7 39.3	35.4 23.6
321 (32110 & 32120)	Pembuatan barang kemas, bijouterie dan artikel berkaitan	1.9	25.5	-8.1	19.0	133.9
322, 325 & 329	Pembuatan instrumen muzik, peralatan dan bekalan perubatan dan pergigian dan pembuatan lain t.t.t.l.	7.0	10.7	13.1	13.6	17.0
	32901 Pembuatan alat tulis Industri lain	12.7 5.2	9.5 11.0	-4.0 19.4	1.0 18.5	37.2 11.0
323/ 32300	Pembuatan barangan sukan	-26.7	5.4	-1.4	-12.0	30.1
324/ 32400	Pembuatan permainan dan mainan	3.8	2.6	27.9	16.7	-3.4
331 & 332	Pembaikan pemasangan produk logam, jentera, kelengkapan dan pemasangan jentera perindustrian dan kelengkapan	0.0	7.9	6.1	10.1	10.2
	33150 Pembaikan dan penyelenggaraan kelengkapan pengangkutan kecuali motosikal dan basikal Industri lain	6.2 -2.8	17.8 2.8	13.1 2.6	24.6 3.1	22.4 3.7
Jumlah Pembuatan		15.5	15.8	12.8	17.4	22.5

2022		2022		2023		Group Description/Period
Q4	Q1	Q2	Q3	(Jan. - Nov.)	(Jan. - Nov.)	
9.5	26.0	20.2	22.7	36.3	24.5	Manufacture of optical instruments, photographic equipment, magnetic and optical media
18.6	9.0	5.8	20.9	36.1	12.2	Manufacture of electric motors, generators, transformers and electricity distribution and control apparatus
0.4	-9.8	-18.4	6.9	21.1	-5.4	Manufacture of electric motors, generators and transformers
28.5	18.6	18.2	27.2	44.8	20.6	Manufacture of electricity distribution and control apparatus
58.0	29.0	25.1	-26.0	29.9	-1.5	Manufacture of batteries and accumulators
-16.1	-9.5	-12.8	-8.0	1.6	-8.9	Manufacture of wiring and wiring devices
-8.1	23.6	28.7	39.6	17.6	29.4	Manufacture of fibre optic cables
-15.4	-9.3	-13.5	-9.9	1.8	-9.8	Manufacture of other electronic and electric wires and cables
-28.9	-25.6	-23.3	-5.0	-6.9	-15.1	Manufacture of current-carrying and non current-carrying wiring devices for electrical circuits regardless of material
15.4	9.3	1.2	17.2	25.8	10.5	Manufacture of electric lighting equipment
-1.4	2.8	-0.3	-3.0	10.1	-2.6	Manufacture of domestic appliances
0.7	10.3	24.7	20.7	4.9	16.4	Manufacture of other electrical equipment
6.3	4.9	-2.3	-8.1	6.4	-1.7	Manufacture of general-purpose and special-purpose machinery
1.5	12.7	-21.2	-26.3	3.3	-12.3	Manufacture of fluid power equipment
5.1	6.5	-8.6	-8.3	0.1	-3.4	Manufacture of other pumps, compressors, taps and valves
-23.6	-21.7	-17.5	-22.8	-5.3	-17.9	Manufacture of power-driven hand tools with self-contained electric or non-electric motor or pneumatic drives
61.4	36.7	10.5	-18.7	34.4	1.7	Manufacture of metal-forming machinery and machine tools
11.8	12.5	16.8	17.0	10.9	15.1	Manufacture of air-conditioning machines, including for motor vehicles
7.0	25.1	5.5	17.5	12.1	16.4	Manufacture of other special-purpose machinery n.e.c.
5.1	5.8	-1.3	26.9	18.7	9.4	Other industry
9.8	14.1	10.8	12.1	18.3	12.6	Manufacture of motor vehicles
-1.3	26.2	31.3	-1.9	1.1	13.3	Manufacture of bodies (coachwork) for motor vehicles; manufacture of trailers and semi-trailers
16.9	-3.7	-6.3	0.2	17.9	-2.6	Manufacture of parts and accessories for motor vehicles
44.1	11.7	-3.2	10.3	25.3	5.7	Building of ships and boats
17.3	-6.5	-15.3	-26.6	26.3	-18.7	Manufacture of railway locomotives, rolling stock, air and spacecraft, related machinery, military fighting vehicles and transport equipment n.e.c
6.1	-8.4	-2.5	11.2	10.4	2.3	Manufacture of motorcycles
-5.2	-5.7	-1.9	-1.4	11.6	-0.9	Manufacture of bicycles and invalid carriages
-4.4	-9.5	-1.4	-2.6	2.2	-2.7	Other industry
-6.0	-1.5	-2.4	-0.1	23.5	0.9	Manufacture of furniture
16.8	6.4	-8.1	-7.3	26.9	-2.3	Manufacture of wooden and cane furniture
0.1	4.3	18.3	17.7	11.8	13.4	Other industry
7.7	14.6	11.0	-3.9	10.1	6.0	Manufacture of musical instruments, medical and dental instruments and supplies and other manufacturing n.e.c.
-2.0	1.2	20.7	25.6	12.3	15.9	Manufacture of stationery
15.5	16.6	30.6	11.7	5.0	16.5	Other industry
-23.8	-28.1	-6.5	-5.1	5.8	-14.6	Manufacture of sports goods
6.2	7.4	11.5	10.6	8.0	8.0	Manufacture of games and toys
13.9	10.2	9.3	9.2	18.8	8.5	Repair of fabricated metal products, machinery and equipment and installation of industrial machinery and equipment
2.1	5.9	12.8	11.5	2.5	7.7	Repair and maintenance of transport equipment except motorcycles and bicycles
11.1	8.2	-1.0	-2.9	16.6	0.6	Other industry
						Total Manufacturing

Jadual Table **1.4b** : Nilai Jualan Sektor Pembuatan Mengikut Kumpulan: Perubahan Peratusan Tahunan
 : Sales Value of Manufacturing Sector by Group: Annual Percentage Change

Kod Kumpulan Group code	Keterangan Kumpulan/Tempoh	2022										
		Jan.	Feb.	Mac	Apr.	Mei	Jun	Jul.	Ogo.	Sep.	Okt.	Nov.
267 (26701 & 26702) & 268 (26800)	Pembuatan peralatan optikal, kelengkapan fotografi, media magnetik dan optikal	22.9	25.0	54.7	29.2	33.4	44.3	110.9	76.3	32.8	-4.9	22.3
271	Pembuatan motor elektrik, penjana, transformer dan perkakasan pengagihan dan pengawalan elektrik	30.5	41.3	42.2	34.7	33.7	39.5	60.9	40.6	33.2	24.3	23.9
	27101 Pembuatan motor elektrik, penjana dan transformer	25.7	23.2	27.6	29.4	26.3	25.4	27.7	16.5	14.2	4.1	15.9
	27102 Pembuatan perkakasan pengagihan dan pengawalan elektrik	33.3	52.0	50.6	37.8	37.6	47.7	84.3	54.6	43.4	35.2	28.0
272/ 27200	Pembuatan bateri dan akumulator	13.4	34.2	33.7	3.7	22.9	12.6	25.6	17.0	59.9	64.0	36.0
273	Pembuatan pendawaian dan peranti pendawaian	13.5	11.9	11.4	13.6	2.6	1.6	5.3	4.3	-5.2	-16.1	-16.8
	27310 Pembuatan kabel gantian optikal	22.6	41.1	39.3	49.9	48.8	47.2	9.5	19.6	-20.0	-22.7	5.4
	27320 Pembuatan wayar dan kabel elektronik dan elektrik lain	12.5	10.5	9.9	13.2	1.4	1.5	7.1	5.4	-3.9	-14.6	-15.8
	27330 Pembuatan alatan pendawaian pembawa dan bukan pembawa arus untuk litar elektrik (tanpa mengira jenis bahan)	25.4	21.3	19.8	5.6	2.5	-9.9	-16.1	-15.2	-16.6	-32.4	-37.5
274/ 27400	Pembuatan kelengkapan pencahayaan elektrik	12.3	38.8	35.6	13.5	35.9	36.2	69.8	34.9	22.9	-14.2	33.0
275/ 27500	Pembuatan perkakasan domestik	14.2	-3.7	12.3	13.4	11.6	11.8	15.4	19.9	17.8	2.9	-2.3
279/ 27900	Pembuatan kelengkapan elektrik lain	8.9	21.8	20.2	-3.5	-2.7	-2.6	5.5	4.1	2.0	3.2	2.9
281 & 282	Pembuatan jentera kegunaan umum dan kegunaan khas	16.6	7.3	4.4	4.5	4.4	4.8	18.9	4.1	2.3	2.0	5.0
	28120 & 28130 Pembuatan alat-alat kuasa bendalir	37.3	-24.5	-34.1	-3.8	-10.6	10.9	74.4	10.8	10.3	5.4	5.0
	28180 & 28220 Pembuatan alatan tangan yang menggunakan kuasa dilengkapkan dengan motor elektrik atau bukan motor elektrik atau pneumatik	-1.7	-3.5	-4.8	-0.4	-1.6	-2.2	2.2	4.1	3.8	-5.7	9.9
	28192 Pembuatan mesin penyaman udara, termasuk untuk kenderaan bermotor	8.7	13.5	10.6	8.9	4.8	-3.6	34.5	-25.2	-25.8	-25.1	-30.2
	28290 Pembuatan lain-lain mesin bertujuan khas t.t.t.l. Industri lain	41.1	22.1	23.2	10.8	20.1	16.5	28.6	54.2	54.0	55.2	54.6
		29.9	13.0	8.0	3.4	6.6	12.7	11.1	11.8	2.5	10.6	14.2
291 (29101 & 29102)	Pembuatan kenderaan bermotor	9.7	6.6	1.1	3.1	10.8	68.0	28.9	29.8	11.5	-7.6	10.5
292/ 29200	Pembuatan kerangka (coachwork) untuk kenderaan bermotor; pembuatan treler dan semi treler	27.4	28.2	32.6	13.6	19.8	28.1	28.0	28.9	9.3	0.6	7.8
293/ 29300	Pembuatan alat ganti dan aksesori untuk kenderaan bermotor	3.5	1.1	3.5	5.6	10.8	48.6	51.2	45.7	41.8	2.3	13.4
301 (30110 & 30120)	Pembinaan kapal dan bot	10.4	4.7	6.5	4.0	1.4	1.8	11.5	-10.1	-9.5	-1.6	-1.9
302, 303, 304 & 309	Pembuatan lokomotif keretapi, rolling stock, kapal angkasa dan udara, jentera berkaitan, kenderaan tempur ketenteraan, dan kelengkapan pengangkutan t.t.t.l.	-0.9	2.7	-0.1	7.9	18.0	38.0	50.8	32.1	34.4	30.6	12.2
	30910 Pembuatan motosikal	-11.2	-10.7	-12.2	5.9	12.7	58.0	74.0	67.2	67.1	61.2	40.2
	30920 Pembuatan basikal dan invalid carriages Industri lain	-5.7	12.3	3.5	10.3	20.3	157.6	123.3	27.9	25.3	24.3	21.7
		6.8	5.0	3.6	7.7	19.9	0.9	17.6	19.9	26.7	23.1	-2.6
310	Pembuatan perabot	8.0	5.8	6.2	18.8	10.8	30.2	82.8	20.2	11.0	-3.3	-6.0
	31001 Pembuatan perabot kayu dan rotan Industri lain	-9.6	-14.5	-11.6	-2.3	-8.7	25.6	73.5	23.5	23.4	3.5	-5.6
		38.1	43.0	40.1	45.6	35.3	35.9	94.3	16.8	0.9	-9.0	-6.4
321 (32110 & 32120)	Pembuatan barang kemas, bijouterie dan artikel berkaitan	-7.9	-7.8	-8.6	-8.7	9.3	94.9	253.3	198.9	62.3	21.2	17.5
322, 325 & 329	Pembuatan instrumen muzik, peralatan dan bekalan perubatan dan pergigian dan pembuatan lain t.t.t.l.	15.0	14.4	10.0	11.0	9.5	21.2	23.4	18.7	9.8	-1.7	2.2
	32901 Pembuatan alat tulis Industri lain	0.3	-1.1	-10.0	-5.8	-4.3	15.2	48.6	31.9	31.8	11.6	8.9
		20.1	19.9	18.3	17.4	15.0	23.5	15.5	14.2	4.4	-5.4	0.3
323/ 32300	Pembuatan barangan sukan	1.2	1.3	-5.9	-7.7	-24.2	-1.5	47.0	24.1	21.3	29.6	9.9
324/ 32400	Pembuatan permainan dan mainan	48.7	48.9	-0.7	7.9	5.8	74.3	-10.5	27.8	-16.7	-25.3	-19.4
331 & 332	Pembaikan pemasangan produk logam, jentera, kelengkapan dan pemasangan jentera perindustrian dan kelengkapan	9.6	2.4	6.1	9.4	9.0	12.3	10.5	10.3	9.8	6.8	5.1
	33150 Pembaikan dan penyelenggaraan kelengkapan pengangkutan kecuali motosikal dan basikal Industri lain	7.1	9.5	20.6	23.5	25.4	25.7	28.8	27.5	15.6	16.5	16.1
		10.9	-0.6	-2.0	2.0	1.7	6.2	2.0	2.4	6.1	1.8	-0.4
Jumlah Pembuatan		13.1	11.2	13.9	13.2	15.7	23.4	23.8	24.4	19.5	12.9	11.8

2023												Group Description/Period
Dis.	Jan.	Feb.	Mar.	Apr.	Mei	Jun	Jul.	Ogo.	Sep.	Okt.	Nov.	
12.9	21.8	28.7	27.5	23.0	38.7	5.0	16.3	23.2	28.8	36.5	25.7	Manufacture of optical instruments, photographic equipment, magnetic and optical media
8.5	14.3	10.5	3.1	-1.6	13.7	6.3	17.6	19.8	25.2	14.4	8.9	Manufacture of electric motors, generators, transformers and electricity distribution and control apparatus
-16.1	-7.6	-3.4	-17.4	-25.1	-9.8	-18.7	-7.8	11.5	17.6	10.9	-6.4	Manufacture of electric motors, generators and transformers
22.7	26.5	17.1	13.2	11.2	25.3	18.6	29.9	23.5	28.4	15.9	16.1	Manufacture of electricity distribution and control apparatus
76.2	34.6	33.5	18.9	39.8	27.6	12.7	-27.8	-25.6	-24.9	-26.9	-10.3	Manufacture of batteries and accumulators
-15.4	-13.1	-5.5	-9.5	-19.0	-8.2	-10.4	-8.9	-10.7	-4.5	-2.5	-3.1	Manufacture of wiring and wiring devices
-5.6	29.5	20.3	21.3	8.1	42.7	38.6	38.0	41.5	39.1	40.9	7.9	Manufacture of fibre optic cables
-15.9	-13.2	-5.4	-9.1	-19.2	-9.5	-11.2	-10.1	-13.3	-6.3	-4.4	-4.1	Manufacture of other electronic and electric wires and cables
-13.7	-29.3	-19.8	-27.2	-30.2	-16.4	-22.6	-17.4	-1.1	5.2	6.2	6.7	Manufacture of current-carrying and non current-carrying wiring devices for electrical circuits regardless of material
41.8	19.2	12.1	-1.0	-1.2	6.8	-1.8	24.7	15.9	12.2	18.9	10.0	Manufacture of electric lighting equipment
-4.5	-9.3	11.8	7.8	-1.9	0.8	0.3	-3.4	0.5	-6.2	-12.1	-13.2	Manufacture of domestic appliances
-3.6	10.2	10.8	9.8	19.8	35.4	19.7	30.8	17.8	15.0	8.0	8.1	Manufacture of other electrical equipment
11.9	2.5	5.7	6.6	-4.2	5.5	-7.4	-8.9	-9.7	-5.7	-3.4	2.5	Manufacture of general-purpose and special-purpose machinery
-6.0	11.5	24.1	2.4	-25.5	-13.2	-23.7	-30.6	-39.1	-9.9	-12.5	6.4	Manufacture of fluid power equipment
11.6	5.2	6.1	8.4	-11.6	-5.3	-8.7	-14.2	-6.3	-4.2	-3.0	2.1	Manufacture of other pumps, compressors, taps and valves
-14.7	-23.6	-22.8	-18.5	-21.2	-2.6	-27.1	-29.5	-20.7	-18.1	-11.9	5.3	Manufacture of power-driven hand tools with self-contained electric or non-electric motor or pneumatic drives
73.7	32.8	37.6	39.8	28.7	18.6	-9.5	-3.7	-32.8	-17.3	-15.1	-15.2	Manufacture of metal-forming machinery and machine tools
10.5	9.0	15.5	13.5	8.8	20.7	20.8	16.2	21.5	13.0	14.8	12.3	Manufacture of air-conditioning machines, including for motor vehicles
17.6	23.2	18.7	33.5	-13.4	22.3	9.3	26.7	16.0	11.1	24.3	10.9	Manufacture of motor vehicles
7.1	8.9	15.5	-3.6	-15.2	6.7	10.0	43.3	29.2	11.5	12.7	9.8	Manufacture of bodies (coachwork) for motor vehicles; manufacture of trailers and semi-trailers
13.7	16.0	17.9	9.4	-1.2	22.4	11.7	14.8	12.1	9.4	15.4	12.3	Manufacture of parts and accessories for motor vehicles
-0.2	16.1	27.6	34.9	39.8	41.3	12.7	-5.5	-3.7	2.8	0.2	-10.7	Building of ships and boats
10.1	-5.4	-1.8	-3.5	-15.8	-1.1	-0.2	2.3	1.0	-2.5	-6.5	6.0	Manufacture of railway locomotives, rolling stock, air and spacecraft, related machinery, military fighting vehicles and transport equipment n.e.c
35.3	12.1	14.6	8.9	-12.3	-3.6	6.9	10.9	8.7	11.1	5.0	5.5	Manufacture of motorcycles
6.6	-6.4	8.4	-17.6	-18.2	-12.8	-14.7	-22.4	-25.7	-31.2	-30.2	-25.3	Manufacture of bicycles and invalid carriages
1.4	-12.0	-13.0	-1.0	-16.2	8.2	4.8	12.3	13.6	8.0	1.9	24.2	Other industry
-6.2	-9.9	-3.3	-3.6	-8.4	8.1	-5.4	-1.3	0.3	-2.8	8.1	9.6	Manufacture of furniture
-9.7	-15.2	-3.2	-9.3	-2.6	10.9	-12.6	-5.0	1.0	-3.7	6.1	9.1	Manufacture of wooden and cane furniture
-2.6	-4.0	-3.4	3.2	-13.4	5.8	2.9	2.8	-0.5	-1.9	10.0	10.2	Other industry
12.3	4.8	9.5	5.3	-7.8	-7.9	-8.6	-8.8	-10.2	-3.7	2.5	4.7	Manufacture of jewellery, bijouterie and related articles
-0.1	1.4	7.4	4.1	11.4	28.9	15.1	17.8	18.1	17.1	17.5	9.0	Manufacture of musical instruments, medical and dental instruments and supplies and other manufacturing n.e.c.
3.0	16.9	18.6	8.6	14.3	14.6	4.3	-7.8	-5.0	2.2	6.9	-0.1	Manufacture of stationery
-1.0	-3.1	4.1	2.7	10.5	33.6	18.9	28.1	27.3	21.7	20.9	11.8	Other industry
9.9	17.1	11.2	21.2	32.4	39.6	18.6	16.3	11.8	7.0	6.5	0.2	Manufacture of sports goods
-26.7	-28.1	-37.0	-18.9	-21.2	2.2	5.8	-0.9	-6.5	-7.2	-6.9	-25.6	Manufacture of games and toys
6.7	3.7	15.4	4.5	9.8	12.4	12.9	10.8	11.0	10.2	3.0	0.8	Repair of fabricated metal products, machinery and equipment and installation of industrial machinery and equipment
9.2	9.4	28.5	-0.3	12.6	6.7	6.5	2.8	15.0	9.4	5.8	3.4	Repair and maintenance of transport equipment except motorcycles and bicycles
5.4	0.8	9.5	7.8	8.1	15.6	16.4	15.5	8.7	10.8	1.4	-0.7	Other industry
8.8	6.5	10.3	8.0	-2.0	3.3	-4.0	-3.0	-3.3	-2.4	-1.4	-2.6	Total Manufacturing

Jadual Table **1.4c** : Nilai Jualan Sektor Pembuatan Mengikut Kumpulan: Perubahan Peratusan Bulanan/Suku Tahunan
 : Sales Value of Manufacturing Sector by Group: Monthly/Quarterly Percentage Change

Kod Kumpulan Group code	Keterangan Kumpulan/Tempoh	2022				2023			2022					
		Q1	Q2	Q3	Q4	Q1	Q2	Q3	Jan.	Feb.	Mac	Apr.	Mei	Jun
101	Pemrosesan dan pengawetan daging	0.3	2.1	1.5	3.2	-0.5	5.5	-2.8	4.8	-5.5	-3.6	7.3	1.0	-3.7
102	Pemrosesan dan pengawetan ikan, krustasea dan moluska	-7.1	0.0	-2.0	2.5	0.7	2.6	4.4	-1.8	-10.6	7.0	-1.7	0.1	3.0
	10201 Pengetinan ikan, krustasea dan moluska &	-7.2	0.4	-2.6	2.2	0.2	2.6	4.7	-1.8	-10.7	7.0	-1.5	0.5	2.8
	10202 Pemrosesan dan pengawetan ikan, krustasea dan moluska Industri lain	-5.8	-6.6	8.1	6.8	7.4	1.3	-0.4	-2.4	-8.5	7.4	-5.4	-7.1	5.7
103	Pemrosesan dan pengawetan buah-buahan dan sayur - sayuran	6.0	-0.7	2.6	3.5	10.3	16.0	3.3	13.9	-11.1	-2.9	4.3	-0.8	5.0
	10303 Pengetinan nanas &	-7.7	2.7	28.2	5.1	8.4	28.3	3.2	11.9	-9.9	-15.7	11.3	-7.3	40.6
	10304 Pembuatan jem, marmalad dan sajian jeli Industri lain	9.4	-1.4	-2.8	3.1	10.9	12.6	3.3	14.3	-11.4	-0.1	3.0	0.5	-1.5
104	Pembuatan minyak dan lemak daripada sayuran dan haiwan	-20.8	41.6	-6.5	0.3	-21.1	0.8	8.1	-13.1	-7.4	-0.9	38.3	7.0	3.0
	10404 Pembuatan minyak sayuran mentah dan bertapis &	-2.8	28.7	13.5	-12.0	-4.9	5.1	1.1	3.1	-12.2	9.4	17.9	6.6	8.9
	10406 Pembuatan sebatian lemak masakan	15.7	-3.3	14.2	-3.9	-20.3	-13.8	13.2	9.4	7.3	1.8	-10.6	5.9	1.4
	10405 Pembuatan minyak kelapa Industri lain	-22.8	43.6	-8.9	2.0	-23.1	0.3	9.1	-14.9	-7.0	-2.1	41.6	7.0	2.3
105	Pembuatan produk tenusu	3.9	3.2	1.8	-1.3	0.2	4.1	-7.8	8.0	-2.6	1.6	3.1	-0.4	0.6
	10502 Pembuatan susu pekat, tepung dan sejat Industri lain	4.1	3.7	1.3	-1.0	0.7	3.8	-9.2	8.1	-2.4	1.7	3.6	-0.4	0.3
		2.0	-4.4	8.2	-6.2	-6.5	7.8	13.8	7.2	-5.4	-0.3	-3.5	-0.9	5.4
106	Pembuatan produk bijian, kanji dan produk berkanji	8.8	10.3	-6.1	4.3	1.5	1.6	-1.3	9.3	-0.6	6.6	12.7	-6.1	-6.1
	10611 Pengilangan beras	9.9	18.0	-7.3	0.6	2.4	3.6	-4.8	8.2	8.0	0.7	30.2	-12.4	-12.9
	10613 Pengilangan tepung Industri lain	9.1	3.4	-5.1	7.1	1.7	0.2	2.2	11.4	-7.6	13.1	-3.4	1.7	0.7
		-10.4	3.8	-0.5	19.7	-13.8	-7.1	2.7	-4.8	-10.3	1.8	9.4	-5.7	3.6
107	Pembuatan produk makanan lain	2.5	4.8	1.3	-0.1	0.9	4.6	1.8	5.2	-6.0	6.1	3.7	-2.9	3.4
	10711 Pembuatan biskut dan cookies	17.9	6.1	-5.8	6.4	-1.0	13.5	11.3	12.2	-3.9	2.3	25.8	-23.1	-1.4
	10712 Pembuatan roti, kek dan produk bakeri lain	0.7	13.3	-0.1	-4.9	10.0	6.0	-3.1	6.1	-5.4	2.3	6.2	7.6	5.5
	10713 Pembuatan produk snek	5.5	4.5	-5.4	7.0	-4.6	14.1	7.9	2.6	-1.7	9.3	3.8	-6.9	0.4
	10721 Pembuatan gula	-7.7	-5.2	-3.6	2.2	-0.6	16.0	9.1	2.8	-15.9	-0.3	6.2	-14.2	15.9
	10731 Pembuatan produk koko	1.3	-6.5	4.9	4.5	2.1	-3.8	2.1	11.1	-1.9	-14.2	4.7	-0.6	0.6
	10732 Pembuatan coklat dan produk coklat &	6.3	7.0	-0.3	-3.3	-1.4	0.2	-2.4	7.2	-6.2	15.3	1.7	-0.7	-4.9
	10733 Pembuatan konfeksi gula	-5.2	-4.9	-3.9	7.2	-1.5	1.0	8.0	-4.7	-4.6	4.9	1.9	-13.9	3.7
	10793 Pembuatan sos dan bahan perasa	10.6	4.4	10.3	4.0	-6.3	-1.8	3.1	10.8	-3.6	9.7	-1.9	-0.6	5.3
	10799 Pembuatan produk makanan lain t.t.t.l. Industri lain	-2.1	3.1	7.9	-0.5	0.8	5.2	2.6	-1.6	-4.9	8.6	-1.9	-3.2	10.4
108/10800	Pembuatan makanan haiwan tersedia	1.7	18.8	1.1	-2.7	2.9	14.8	2.9	6.2	-7.4	-2.4	24.2	-0.8	1.1
110	Pembuatan minuman ringan	5.9	-5.1	6.7	0.3	-1.4	-2.3	4.9	6.7	0.3	6.1	3.9	-18.9	1.1
	11041 Pembuatan minuman ringan	0.8	-10.1	5.5	7.4	-4.3	-1.2	9.7	-2.9	6.7	6.2	4.0	-27.5	-1.1
	11042 Pengeluaran air mineral semulajadi dan minuman lain yang dibotolkan Industri lain	3.4	-3.9	3.4	-5.9	3.1	3.1	8.0	0.3	6.9	7.7	0.7	-18.4	4.7
		16.0	2.2	9.2	-7.3	2.0	-5.4	-3.4	26.5	-10.4	5.5	4.8	-4.7	2.9
120/12000	Pembuatan produk tembakau	-8.1	-22.9	-13.2	36.0	29.1	-16.7	-19.0	-14.9	1.0	9.4	-9.0	-27.4	-8.8
131	Pemintalan, penenunan dan penyiapan tekstil	4.5	-3.0	-2.6	2.5	-8.9	0.3	-6.9	-0.3	-3.2	3.6	-3.3	-6.5	10.8
	13110 Penyediaan dan pemintalan gentian tekstil &	10.0	-4.1	-2.6	3.7	-5.6	-0.8	-11.1	-0.4	0.8	3.5	-4.6	-5.6	5.3
	13120 Penenunan tekstil	-8.4	0.2	-2.9	-0.5	-18.9	4.4	7.2	-0.1	-13.8	3.4	1.0	-9.7	28.4
	13132 Pewarnaan, pelunturan, percetakan dan penyiapan akhir benang dan fabrik Industri lain	-22.6	-1.9	0.6	-10.9	-12.1	-12.8	-1.5	-3.8	-20.1	9.7	-8.0	11.2	2.8
139	Pembuatan tekstil lain	-2.0	-0.6	-0.9	4.9	7.1	-2.5	0.5	0.3	-7.8	2.3	-1.4	0.1	6.1
	13910 Pembuatan fabrik dikait dan dikrusye Industri lain	-4.5	-2.3	-2.6	4.8	-0.3	-2.6	-4.1	-3.5	-7.1	3.4	-5.0	2.5	4.3
		0.2	0.9	0.4	5.0	13.0	-2.4	3.7	3.6	-8.4	1.4	1.7	-1.9	7.6
141	Pembuatan pakaian, kecuali pakaian berbulu	-1.2	-10.0	0.2	10.6	2.6	-6.1	0.6	-3.1	-1.4	1.7	-4.1	-6.8	-6.9
	14102 Pembuatan pakaian Industri lain	-3.0	-9.7	2.1	10.6	0.7	-4.1	1.0	-5.0	-2.6	1.4	-3.5	-7.3	-5.3
		12.1	-11.7	-12.0	10.9	16.6	-18.9	-2.8	12.3	7.3	3.2	-8.2	-3.4	-17.4
142 & 143	Pembuatan artikel daripada kulit bulu dan pakaian yang dikait dan dikrusye	-7.0	-10.7	8.3	12.0	9.8	-10.0	3.5	-2.2	-14.0	-1.6	-7.4	1.6	5.3
151 (15110 & 15120)	Penyamakan dan pembersihan kulit, pembuatan bagasi, beg tangan, pelana dan abah-abah pembersihan dan pewarnaan bulu	2.0	-18.9	13.9	25.0	-7.8	-13.6	6.2	1.3	-0.7	-2.5	-14.4	-7.7	5.5
152	Pembuatan kasut	4.2	-10.7	4.4	10.7	2.9	-2.5	2.6	1.9	-8.4	13.7	-12.8	0.5	-10.0
	15201 Pembuatan kasut kulit &	0.9	-11.3	19.1	8.8	-1.4	-2.4	6.1	3.9	-21.4	27.8	-19.5	1.3	3.4
	15203 Pembuatan kasut getah Industri lain	9.5	-9.8	-17.4	14.7	11.7	-2.7	-3.6	-1.5	14.5	-3.3	-2.2	-0.6	-28.0
161/16100	Pengilangan dan pengetaman kayu	9.0	-31.0	18.5	15.4	7.7	-29.9	5.8	8.8	-18.7	21.7	-18.4	-29.9	-1.1

2023																	Group Description/Period
Jul.	Ogo.	Sep.	Okt.	Nov.	Dis.	Jan.	Feb.	Mac	Apr.	Mei	Jun	Jul.	Ogo.	Sep.	Okt.	Nov.	
-0.3	7.6	-2.8	6.9	-2.6	-6.8	1.9	5.4	-0.9	4.8	0.2	-1.8	-3.6	2.9	0.2	-0.03	1.6	Processing and preserving of meat
-10.3	12.0	-2.5	-0.4	3.2	-3.6	8.1	-10.7	5.2	-3.0	12.3	-5.3	4.8	-1.2	0.7	3.2	-1.5	Processing and preserving of fish, crustaceans and molluscs
-10.7	12.2	-3.2	-0.5	4.0	-4.4	8.6	-11.6	5.5	-2.9	12.6	-5.2	5.6	-1.6	0.0	3.4	-1.9	<i>Canning of fish, crustaceans and molluscs</i>
-1.4	7.3	9.7	1.2	-9.1	10.3	1.6	2.5	1.8	-3.8	8.1	-5.9	-6.6	6.2	11.7	-0.1	3.6	<i>Processing, curing and preserving of fish, crustacean and molluscs</i>
-6.4	9.0	1.3	-2.4	6.9	-6.5	4.7	3.5	16.1	-2.4	8.0	4.0	-3.2	-1.3	7.2	-1.5	1.1	Processing and preserving of fruits and vegetable
-2.7	7.8	10.1	-2.9	8.6	-17.8	8.7	6.8	17.9	-5.2	21.8	11.4	-10.1	-3.2	9.0	2.9	-0.7	<i>Pineapple canning</i>
-7.4	9.3	-1.1	-2.2	6.4	-3.1	3.7	2.6	15.5	-1.6	4.1	1.6	-0.8	-0.7	6.6	-2.9	1.7	<i>Manufacture of jams, marmalades and table jellies</i>
-14.5	4.4	5.8	-4.1	-3.2	5.0	-18.1	-5.4	-6.8	5.1	3.6	0.4	-3.9	8.7	14.1	0.9	-3.5	Manufacture of vegetable and animal oils and fats
7.0	-0.5	-4.1	-10.7	-6.7	19.6	-17.4	6.7	1.2	0.3	6.4	-6.9	-1.4	6.5	3.0	-2.3	-9.1	<i>Manufacture of crude and refined vegetable oil</i>
9.8	7.8	-11.3	-1.3	-4.5	18.9	-17.8	-13.9	-9.7	-11.6	25.8	-16.3	10.3	10.5	1.4	10.0	-14.4	<i>Manufacture of coconut oil</i>
-17.1	5.1	7.3	-3.3	-2.8	3.2	-18.1	-6.9	-8.0	6.0	3.0	1.7	-4.4	9.0	15.8	1.3	-2.7	<i>Manufacture of compound cooking fats</i>
-3.5	10.2	-4.2	-2.5	2.8	-2.7	-3.1	2.6	7.9	-1.1	2.1	-6.3	-6.9	6.0	-3.3	2.3	1.7	Manufacture of dairy products
-4.0	10.7	-4.5	-2.3	3.1	-2.8	-3.6	3.8	8.2	-1.3	1.7	-7.0	-7.6	6.0	-4.0	2.6	2.2	<i>Manufacture of condensed, powdered and evaporated milk</i>
3.2	2.7	-0.9	-5.1	-0.9	-2.3	3.7	-13.4	2.9	3.0	9.7	4.1	2.1	5.2	5.5	-0.2	-4.1	<i>Other industry</i>
-5.4	7.6	2.0	0.3	-0.7	2.0	-4.7	6.7	2.6	-2.0	3.7	-7.6	-0.6	3.1	4.2	-0.5	-0.8	Manufacture of grain mill products, starches and starch products
-2.9	13.1	3.4	-3.6	-2.7	0.03	-7.4	17.4	0.2	-0.4	5.3	-13.5	0.2	2.3	4.7	-2.1	-2.9	<i>Rice milling</i>
-7.8	2.8	0.1	3.7	1.3	4.3	-1.9	-2.0	5.4	-3.6	2.3	-1.5	-1.5	4.2	3.4	1.0	1.1	<i>Flour milling</i>
-3.6	-0.1	9.0	14.5	-0.1	-3.4	-7.4	-6.9	-0.1	-2.7	-2.4	-1.1	1.4	-1.3	11.2	0.2	-0.8	<i>Other industry</i>
-2.0	5.2	-3.9	0.9	-0.1	0.04	-0.6	1.2	2.1	-2.1	9.4	-3.5	-1.9	4.1	1.5	1.6	1.9	Manufacture of other food products
-0.04	9.8	-4.9	5.5	2.3	-1.1	-6.3	8.1	0.8	-0.2	15.9	-0.7	6.0	0.5	0.7	7.9	6.7	<i>Manufacture of biscuits and cookies</i>
-3.6	1.5	-9.8	-0.5	-0.6	7.1	6.4	-4.6	6.3	-4.7	14.2	-2.4	-4.3	2.6	-9.0	0.7	0.05	<i>Manufacture of bread, cakes and other bakery products</i>
-9.8	9.5	2.5	2.7	-1.2	0.9	-10.9	3.4	13.3	-1.5	10.3	-3.3	-1.2	9.3	5.3	1.3	6.1	<i>Manufacture of snack products</i>
-9.3	2.5	-0.3	1.3	-0.4	1.4	-2.9	2.7	-0.8	-0.2	18.2	9.3	-7.5	4.3	8.1	3.5	2.1	<i>Manufacture of sugar</i>
4.6	2.4	-4.3	7.4	-0.8	-0.1	0.4	11.1	-14.4	-0.3	10.4	-9.1	5.7	-0.5	0.3	8.5	-0.3	<i>Manufacture of cocoa products</i>
0.04	7.1	-4.0	-0.5	-2.5	-1.9	1.6	-1.7	1.1	-1.0	6.8	-9.5	-2.4	6.0	2.1	-0.4	4.3	<i>Manufacture of chocolate and chocolate products</i>
-3.9	5.1	-1.6	4.8	6.5	-7.3	-5.9	10.3	2.8	1.8	-12.7	9.8	-2.5	9.6	7.1	0.02	-0.1	<i>Manufacture of sauces and condiments</i>
-1.8	14.3	-2.0	2.4	1.3	-6.8	-4.9	3.4	1.9	-3.9	4.4	-8.7	-1.0	8.8	9.2	3.0	0.7	<i>Manufacture of other food products n.e.c.</i>
1.6	1.3	-0.6	-1.6	1.6	0.4	-3.3	3.2	3.6	-2.3	7.4	-2.5	-0.2	0.9	4.7	-1.0	-0.9	<i>Other industry</i>
0.7	-1.8	3.7	-2.4	-3.8	1.4	-0.3	2.3	6.0	6.5	5.1	-1.1	1.9	-0.03	0.3	0.7	-3.5	Manufacture of prepared animal feeds
10.3	6.8	-3.1	5.6	-5.6	-4.1	1.5	-0.4	6.8	0.4	-6.3	-8.0	10.4	5.5	-2.5	12.4	-9.3	Manufacture of beverages
19.3	5.2	-8.5	16.2	-5.7	0.9	-7.9	3.6	8.5	0.6	-10.5	-3.0	20.2	-2.2	-5.2	16.8	-10.1	<i>Manufacture of soft drinks</i>
7.7	3.5	-6.7	-0.3	-0.6	-5.7	-2.8	11.9	6.9	0.4	-4.8	-6.0	9.6	7.0	-0.8	-2.4	-5.0	<i>Production of natural mineral waters and other bottled waters</i>
0.2	10.1	5.4	-5.6	-6.9	-10.9	18.5	-8.7	4.2	0.3	-0.1	-15.7	-4.9	20.5	1.4	10.4	-9.2	<i>Other industry</i>
-0.7	12.7	-9.0	35.7	7.5	-6.3	30.3	-11.5	29.7	-20.7	4.9	-30.3	-1.5	11.0	-8.2	33.2	-3.4	Manufacture of tobacco products
-4.1	-1.4	-6.3	2.1	4.9	6.1	-10.8	-8.9	8.8	-4.0	5.0	-4.0	-4.1	1.9	-9.0	2.0	3.2	Spinning, weaving and finishing of textiles
-2.6	1.9	-8.2	0.7	8.2	8.1	-9.3	-9.2	8.3	-3.7	5.9	-8.3	-3.6	0.1	-12.4	0.5	4.8	<i>Preparation and spinning of textile fibres</i>
-8.0	-10.6	0.2	6.0	-4.0	0.4	-16.6	-7.5	10.9	-4.9	1.7	12.1	-5.8	7.0	1.0	5.7	-0.5	<i>Weaving of textiles</i>
0.3	2.3	-18.7	5.1	1.2	-11.3	12.5	-23.1	-0.7	-4.6	8.9	-13.3	2.5	16.0	-20.5	1.9	-1.1	<i>Dyeing, bleaching, printing and finishing of yarns and fabrics</i>
-2.5	-4.0	1.0	3.9	2.4	0.3	6.4	-0.05	-0.8	-2.1	-0.1	0.7	-1.5	1.6	1.5	5.2	3.4	Manufacture of other textiles
-3.5	-3.8	-0.1	6.0	0.8	-1.0	0.01	0.2	-0.1	-2.6	-0.2	0.3	-4.6	1.6	-2.1	3.8	2.0	<i>Manufacture of knitted and crocheted fabrics</i>
-1.6	-4.1	1.8	2.2	3.6	1.3	11.4	-0.2	-1.3	-1.8	0.04	1.0	0.6	1.6	3.9	6.0	4.2	<i>Other industry</i>
6.6	1.9	-0.2	2.9	8.7	3.5	-2.8	0.7	-0.2	-5.3	1.1	-4.7	5.6	-3.6	1.4	3.9	7.6	Manufacture of wearing apparel, except fur apparel
8.0	1.7	-1.5	2.9	9.2	5.1	-4.5	-0.04	-2.0	-2.2	1.7	-5.2	6.6	-3.6	-0.1	4.0	7.6	<i>Manufacture of clothings</i>
-3.8	3.4	9.9	2.6	5.1	-8.1	12.2	5.8	12.3	-24.2	-3.5	-0.8	-2.7	-4.1	14.1	2.9	7.8	<i>Other industry</i>
1.3	-4.9	18.9	4.7	0.3	-9.0	12.6	5.1	1.3	-12.5	1.1	-1.0	-0.9	-4.1	23.4	6.6	3.9	Manufacture of articles of fur, knitted and crocheted apparel
-0.5	14.4	10.4	9.2	10.5	-11.1	-2.7	-3.5	4.8	-12.7	0.4	-9.5	2.3	9.6	12.3	10.5	8.4	Tanning and dressing of leather; manufacture of luggage, handbags, saddlery and harness; dressing and dyeing of fur
5.5	12.1	-5.2	9.0	0.6	3.0	3.9	-7.2	5.4	0.3	-3.5	-4.5	2.8	9.7	-6.1	9.2	5.1	Manufacture of footwear
10.1	10.0	-3.7	7.5	1.0	-0.2	4.2	-10.3	4.3	2.0	-4.1	-2.3	3.8	10.6	-4.7	9.8	5.7	<i>Manufacture of leather footwear</i>
-3.4	16.7	-8.4	12.3	-0.2	9.8	3.5	-1.3	7.4	-2.5	-2.5	-8.5	1.0	8.1	-9.1	8.0	3.8	<i>Manufacture of rubber footwear</i>
0.8	57.4	-5.7	3.2	-1.0	7.8	-3.0	2.1	13.6	-21.8	-19.3	-19.1	4.3	45.4	-5.9	11.7	-3.3	<i>Other industry</i>
0.8	57.4	-5.7	3.2	-1.0	7.8	-3.0	2.1	13.6	-21.8	-19.3	-19.1	4.3	45.4	-5.9	11.7	-3.3	Sawmilling and planning of wood

Jadual Table **1.4c** : Nilai Jualan Sektor Pembuatan Mengikut Kumpulan: Perubahan Peratusan Bulanan/Suku Tahunan
: Sales Value of Manufacturing Sector by Group: Monthly/Quarterly Percentage Change

Kod Kumpulan Group code	Keterangan Kumpulan/Tempoh	2022				2023			2022					
		Q1	Q2	Q3	Q4	Q1	Q2	Q3	Jan.	Feb.	Mac	Apr.	Mei	Jun
162	Pembuatan produk daripada kayu, gabus, jerami dan bahan jalinan lain	6.8	-36.0	11.5	28.9	2.5	-35.0	8.3	2.7	-8.3	12.9	-23.3	-29.8	-3.3
16211	Pembuatan kepingan venier dan papan lapis	4.3	-39.6	11.6	39.7	7.0	-37.5	9.0	-2.7	-3.9	12.2	-26.2	-33.6	-2.9
16212	Pembuatan papan partikel dan papan gentian	5.5	-33.5	13.7	22.6	-5.3	-32.2	6.1	2.0	-12.5	20.8	-22.8	-27.7	-7.7
16221	Pertukangan kayu untuk jurubina	7.3	-34.0	9.1	28.6	2.9	-36.6	14.0	11.8	-11.0	-0.9	-20.6	-19.0	-0.8
	Industri lain	22.7	-29.0	7.7	4.4	3.3	-28.0	4.4	22.0	-12.2	9.3	-13.8	-29.8	4.5
170	Pembuatan kertas dan produk kertas	0.9	3.4	2.9	-1.1	5.6	-2.4	0.1	3.6	-5.1	12.4	2.8	-9.1	2.7
17010	Pembuatan pulpa, kertas dan kertas tebal	7.2	-3.3	2.1	1.0	-1.2	-9.0	3.6	14.6	-6.8	10.1	3.0	-14.9	0.5
17020	Pembuatan kertas gelugur dan kertas tebal dan bekas daripada kertas dan kertas tebal	-9.7	7.7	4.4	-1.3	-2.8	-6.0	0.1	-4.2	-4.8	12.4	8.1	-9.5	0.4
17091	Pembuatan sampul surat dan kad surat	-3.7	8.6	18.5	5.3	-4.5	-7.1	-5.2	-6.2	0.1	9.1	-11.0	20.2	4.4
17092	Pembuatan kertas kegunaan rumah dan pembersih peribadi	12.0	-0.5	-1.7	-1.4	18.4	-0.8	-2.1	8.9	-7.3	14.4	-1.5	-8.3	1.2
17093	Pembuatan kertas bergam atau pelekat yang berjalur atau bergulung dan label dan kertas dinding	8.1	13.7	6.3	-7.0	14.0	8.2	-5.5	-2.8	6.8	21.9	-2.7	-6.4	16.4
	Industri lain	3.1	-2.1	2.5	3.4	22.5	8.6	7.5	11.0	-11.0	-0.3	0.3	0.8	4.1
181 & 182	Percetakan, aktiviti perkhidmatan berkaitan percetakan dan penerbitan semula media rakaman	3.8	-7.7	-1.8	14.2	3.8	-9.4	0.1	-0.1	-4.7	-0.6	0.1	-9.2	0.8
18110	Percetakan	3.8	-9.4	-2.6	9.1	3.1	-7.7	2.3	-1.1	-3.8	1.4	-3.2	-9.4	0.8
18120	Aktiviti perkhidmatan berkaitan percetakan &	4.0	-0.1	1.7	34.7	6.1	-15.0	-7.2	4.7	-8.9	-9.5	16.8	-8.4	0.8
18200	Penerbitan semula media rakaman													
192 (19201 & 19202)	Pembuatan produk petroleum bertapis	-8.2	32.0	25.4	-9.6	-18.5	1.5	3.4	4.9	-22.8	13.2	19.0	5.3	23.9
201	Pembuatan kimia asas, baja dan sebatian nitrogen, plastik dan getah sintetik dalam bentuk primer	5.7	-10.8	2.4	-3.3	5.9	-13.3	3.3	-3.4	-1.9	5.3	-15.3	1.9	3.5
20111	Pembuatan gas perindustrian atau perubatan bukan organik dalam bentuk cecair atau mampat	-2.7	60.8	7.6	2.4	-10.3	-27.3	-4.5	-7.0	-18.7	-12.7	66.5	17.5	6.9
20112 &	Pembuatan kimia organik asas	9.5	-15.5	8.5	-5.8	7.1	-19.3	4.9	-1.8	-0.9	3.1	-21.8	7.5	3.5
20113	Pembuatan sebatian bukan organik													
20121 &	Pembuatan baja	9.8	-12.3	-5.3	-3.4	5.8	-12.4	-10.7	4.7	-6.0	6.7	-11.1	-2.6	-5.2
20129	Pembuatan produk campuran nitrogen													
20131	Pembuatan plastik dalam bentuk primer	-5.6	-8.9	-10.2	3.1	7.8	-2.8	5.8	-12.8	-1.0	10.7	-12.8	-5.3	5.3
	Industri lain	42.2	2.3	19.6	-9.8	-1.6	-8.3	-1.6	29.9	-3.8	2.3	2.6	-3.1	5.0
202 & 203	Pembuatan produk kimia lain dan serat buatan manusia	9.1	-2.7	10.9	6.1	6.0	-3.3	8.1	4.4	-2.5	5.6	-2.9	-7.8	8.5
20210	Pembuatan racun perosak dan produk agrokimia lain	33.1	-12.2	1.2	30.2	2.9	-3.0	9.8	19.2	-4.9	9.4	-7.1	-17.2	7.5
20221	Pembuatan cat, varnis dan penyadur dan mastik	5.0	-6.3	0.6	5.2	19.8	6.0	9.0	4.5	-5.2	0.8	-4.2	-3.0	3.4
20222	Pembuatan dakwat cetak	17.1	-1.0	-4.9	1.4	3.9	-4.3	-1.7	15.1	-4.8	0.6	3.8	-7.6	5.4
20231 &	Pembuatan sabun dan bahan pencuci, penyediaan membersihkan dan mengilap	8.4	0.4	22.3	-2.8	3.1	-5.2	8.8	0.1	-0.3	10.6	-3.4	-12.7	20.3
20232	Pembuatan pewangi dan penyediaan dandanan diri													
20291 &	Pembuatan plat fotografi, filem, sensitized paper dan other sensitized unexposed materials	4.0	1.5	11.1	15.4	-3.2	-11.4	5.7	2.8	-0.6	2.9	2.6	-2.9	-2.4
20292 &	Pembuatan dakwat menulis dan melukis													
20299	Pembuatan produk kimia lain t.t.t.l.													
	Industri lain	7.5	8.8	28.2	-7.0	6.4	-23.3	6.5	0.2	2.8	1.1	-11.9	28.8	5.4
210	Pembuatan produk farmaseutikal, kimia perubatan dan botani	0.4	3.7	7.7	-4.5	5.0	-2.7	3.2	5.3	-6.7	8.5	0.6	-9.8	21.6
21001	Pembuatan bahan aktif ubat-ubatan untuk digunakan oleh bidang farmakologi dalam pembuatan ubat-ubatan	3.3	3.5	6.3	-6.6	6.9	-1.5	0.9	9.2	-7.4	9.5	1.2	-10.9	20.4
	Industri lain	-12.4	4.9	15.3	5.6	-2.8	-8.4	14.7	-11.5	-3.2	3.5	-2.8	-3.5	27.9
221	Pembuatan produk getah	-0.3	13.7	-15.9	-6.7	0.04	11.3	-12.0	-2.0	-7.8	38.1	0.5	-8.0	-0.1
22111	Pembuatan tayar getah untuk kenderaan	-15.6	-4.2	-21.9	-21.0	-0.9	-7.0	-10.7	-0.8	-4.4	6.8	3.0	-18.5	10.0
22112	Pembuatan bunga tayar yang boleh ditukar ganti dan tayar celup	-12.4	3.9	6.6	-3.1	20.9	1.4	1.5	4.7	-10.0	10.5	-2.6	-3.8	19.0
22191 &	Pembuatan produk lain daripada getah asli atau sintetik, tidak divulkan, divulkan atau dikeraskan	-8.8	21.4	-3.9	-8.5	-14.3	-1.9	-1.8	-7.8	-5.2	11.0	22.0	-15.6	17.4
22193	Pengilangan semula getah dan prosesan susu getah													
22192	Pembuatan sarung tangan getah	4.3	15.9	-19.5	-5.7	4.2	16.0	-15.6	-1.0	-8.9	50.0	-2.5	-5.3	-4.7
22199	Pembuatan produk getah lain yang t.t.t.l.	-6.6	4.9	0.5	-3.0	-12.5	0.9	6.3	-4.2	-5.9	15.8	3.6	-14.0	11.1
222	Pembuatan produk plastik	-2.3	9.4	-1.0	-3.8	-7.1	11.7	-0.3	-3.9	-4.4	11.6	10.5	-10.4	1.5
22201 &	Pembuatan produk plastik separa siap	-7.1	15.3	-5.3	-9.1	-2.6	10.0	-4.9	-6.9	-4.6	11.0	9.7	-3.4	6.1
22202	Pembuatan produk plastik siap													
22203	Pembuatan artikel plastik untuk pembungkusan barangan	1.9	21.0	4.1	-2.2	-14.4	12.6	0.1	1.6	-3.6	7.1	18.5	-2.2	0.7
22204	Pembuatan barangan plastik jurubina	-2.7	16.8	1.6	-7.7	16.8	22.2	10.5	-3.1	-13.1	30.8	3.6	-1.8	1.8
22205	Pembuatan pinggan mangkuk, peralatan dapur dan barangan tandas daripada plastik	12.6	12.7	5.4	-4.9	-4.0	24.4	-7.8	6.3	-13.0	28.5	8.3	-9.9	-2.4
22209	Pembuatan pelbagai produk plastik t.t.t.l.	-6.7	-11.6	-7.0	1.3	-5.8	3.7	7.1	-10.4	-0.4	9.2	4.2	-29.2	-1.4
231 (23101 & 23102 & 23109)	Pembuatan kaca dan produk kaca	19.0	-10.2	-5.1	5.5	5.9	-7.7	-7.0	3.0	9.0	1.6	-9.6	-1.1	-11.2

2023																Group Description/Period	
Jul.	Ogo.	Sep.	Okt.	Nov.	Dis.	Jan.	Feb.	Mac	Apr.	Mei	Jun	Jul.	Ogo.	Sep.	Okt.		Nov.
0.4	35.2	14.1	6.5	3.3	-1.0	3.0	-4.2	6.0	-22.5	-20.9	-16.1	-0.2	41.1	13.5	11.1	-1.8	Manufacture of products of wood, cork, straw and plaiting materials
-2.4	38.2	23.8	7.8	7.4	-4.5	9.1	-4.5	5.7	-23.6	-23.1	-17.7	-1.8	46.0	20.1	12.2	-2.2	Manufacture of veneer sheets and plywood
4.8	33.8	15.6	2.7	-1.2	2.4	-8.0	-1.4	8.3	-22.3	-17.9	-18.1	-0.1	37.0	14.6	6.2	-1.0	Manufacture of particle board and fibreboard
3.9	23.7	-4.9	23.5	-2.4	6.9	6.1	-11.3	3.7	-23.6	-19.8	-9.0	7.6	37.3	-5.1	23.3	-1.8	Manufacture of builders' carpentry
-3.8	40.1	-6.1	-4.0	4.2	-1.3	2.9	-2.0	3.6	-15.7	-20.0	-10.2	-2.0	35.4	1.7	6.4	-1.8	Other industry
0.8	5.4	0.1	-0.7	-3.8	1.0	1.9	3.6	5.3	-2.1	-5.7	-3.3	-0.1	6.0	1.5	-0.1	0.1	Manufacture of paper and paper products
3.9	6.3	-1.4	8.6	-11.5	-1.1	5.4	2.9	-9.9	-0.8	2.0	-11.3	0.8	14.5	2.9	2.1	-2.7	Manufacture of pulp, paper and paperboard
4.3	4.9	0.4	-1.6	-1.4	-1.7	-4.4	1.2	7.3	-5.7	-4.9	-6.1	1.6	4.0	5.6	0.3	-1.2	Manufacture of corrugated paper and paperboard and of containers of paper and paperboard
3.3	5.9	3.9	4.8	-5.9	0.3	4.0	-14.9	12.3	-4.4	-8.0	1.7	-3.2	-0.6	-0.03	0.8	-4.9	Manufacture of envelopes and letter-card
-5.3	6.5	5.1	-8.3	-0.9	8.0	5.1	4.8	12.0	-2.8	-8.2	-4.0	-0.6	8.7	-4.4	-3.8	3.4	Manufacture of household and personal hygiene paper
-3.8	7.1	-6.6	-0.6	-4.8	-3.1	6.6	9.4	13.5	5.4	-19.2	17.7	-6.8	-3.0	0.5	2.6	-1.2	Manufacture of gummed or adhesive paper in strips or rolls and labels and wall paper
0.3	-1.1	-0.1	-0.4	2.2	8.2	8.3	8.1	3.5	1.1	5.3	-3.1	4.4	4.7	0.5	-1.2	5.5	Other industry
1.0	-1.7	3.4	-1.8	23.6	-3.3	-1.4	1.7	-1.4	-6.1	-4.8	-0.1	1.1	0.4	1.5	-1.2	16.5	Printing, service activities related to printing and reproduction of recorded media
-0.2	-1.4	3.9	-3.2	19.2	-6.1	-0.3	2.3	1.3	-6.0	-5.3	0.4	2.3	0.6	3.3	-2.6	18.8	Printing
5.8	-2.7	1.2	4.0	40.5	5.9	-4.5	0.2	-9.6	-6.4	-3.3	-2.0	-3.0	-0.3	-5.3	4.6	7.6	Service activities related to printing
																	Reproduction of recorded media
6.7	2.7	-2.7	-2.1	-4.8	-11.3	5.3	-23.4	3.7	4.5	7.5	-1.8	-2.5	9.2	-3.6	1.8	-6.7	Manufacture of refined petroleum products
0.02	3.7	-8.9	-4.2	6.5	5.1	-0.8	-0.3	4.3	-15.4	1.2	-3.1	1.2	10.7	-9.0	-2.8	3.5	Manufacture of basic chemicals, fertilizer and nitrogen compounds, plastics and synthetic rubber in primary forms
-2.5	8.4	-14.3	1.1	8.8	10.0	-8.1	-10.2	-13.0	-14.6	3.7	-15.0	9.8	-2.6	-7.1	8.9	23.9	Manufacture of liquefied or compressed inorganic industrial or medical gases
3.9	5.0	-10.3	-6.2	4.1	10.5	-2.1	0.3	2.7	-17.1	-6.4	-0.5	2.2	14.0	-10.6	-7.5	9.2	Manufacture of basic organic chemicals
																	Manufacture of inorganic compounds
																	Manufacture of fertilizers
-1.1	2.7	-4.7	-3.5	0.2	7.1	3.8	-6.2	5.0	-10.9	8.8	-23.7	-1.1	15.2	-11.2	0.4	-5.3	Manufacture of associated nitrogen products
-8.0	-2.4	-7.0	0.8	13.4	-1.8	0.5	1.7	9.5	-15.2	11.8	-1.2	0.7	6.6	-6.2	1.4	-1.7	Manufacture of plastics in primary forms
8.8	15.7	-7.6	-9.4	3.1	-5.7	1.6	-1.0	1.2	-8.5	0.4	-1.5	-2.3	7.6	-9.7	3.8	-6.1	Other industry
0.2	11.6	0.2	-4.1	6.7	6.1	-0.1	-4.4	9.0	-13.0	9.4	0.8	1.2	5.3	-1.1	-0.8	1.0	Manufacture of other chemical products and man-made fibres
-8.0	15.7	3.8	0.6	20.5	17.3	-8.2	-10.6	8.9	-6.8	-4.1	15.3	-0.4	3.9	-2.3	4.9	-6.7	Manufacture of pesticides and other agrochemical products
-4.3	7.1	-2.4	-4.0	9.2	7.6	4.6	0.3	17.8	-13.9	15.4	0.9	-1.7	9.4	-2.5	-1.9	-0.5	Manufacture of paints, varnishes and similar coatings ink and mastics
-5.5	4.9	-10.2	-1.1	11.1	2.9	1.5	-4.5	0.3	-6.2	4.7	0.8	0.7	-1.0	-11.2	-8.9	18.4	Manufacture of printing ink
3.9	14.0	-0.3	-7.7	0.8	1.9	-1.4	-0.1	9.1	-17.5	13.4	-1.2	3.9	5.5	-6.7	-3.0	2.9	Manufacture of soap and detergents, cleaning and polishing preparations
																	Manufacture of perfumes and toilet preparations
3.9	12.2	4.6	0.7	8.1	5.4	0.9	-13.2	-2.7	-6.8	4.1	-2.8	0.4	2.2	13.1	2.5	2.1	Manufacture of photographic plates, films, sensitized paper and other sensitized unexposed materials
																	Manufacture of writing and drawing ink
																	Manufacture of other chemical products n.e.c.
6.6	11.5	0.2	-11.4	-3.1	10.1	2.8	-6.9	9.0	-16.3	-12.8	-9.8	26.6	-24.9	45.5	0.1	13.4	Other industry
-3.0	0.6	2.4	-3.9	-2.1	-3.1	5.0	1.1	6.4	-4.6	-8.6	10.9	-2.8	2.2	2.2	0.8	-6.6	Manufacture of pharmaceuticals, medicinal chemical and botanical products
-2.8	0.1	1.9	-3.6	-5.0	-3.3	8.2	0.8	6.6	-2.2	-9.9	9.8	-4.1	2.7	2.0	0.6	-4.8	Manufacture of medicinal active substances to be used for their pharmacological properties in the manufacture of medicaments
-3.7	2.7	5.0	-5.0	11.2	-2.2	-7.7	2.2	5.5	-15.5	-2.1	16.3	3.4	0.3	3.3	1.8	-14.0	Other industry
-5.9	-12.1	0.3	1.9	-5.0	-3.3	-3.2	-6.8	38.9	-4.0	-4.0	-3.2	-3.4	-10.1	3.7	3.5	-3.7	Manufacture of rubber products
-3.7	-22.9	-11.7	-3.0	-3.6	0.4	2.1	-5.9	6.2	-11.0	5.8	-4.0	-2.5	-10.2	-2.8	3.7	-16.0	Manufacture of rubber tyres for vehicles
-1.5	-4.1	2.0	-5.0	2.9	0.6	4.0	17.0	8.8	-12.1	7.0	-1.8	-4.6	2.6	10.7	1.8	-3.1	Manufacture of interchangeable tyre treads and retreading rubber tyres
																	Manufacture of other products of natural or synthetic rubber, unvulcanized, vulcanized or hardened
-2.3	-2.7	-13.5	5.0	-4.6	0.6	-11.9	-9.1	14.7	-7.7	1.3	-1.65	1.6	-4.7	1.2	13.1	2.1	Rubber remilling and latex processing
-7.4	-14.5	4.0	2.1	-5.2	-4.9	-0.9	-7.2	50.2	-3.0	-5.4	-4.4	-5.1	-11.9	4.4	2.6	-4.4	Manufacture of rubber gloves
-1.5	0.5	-0.1	0.5	-5.7	0.6	-11.1	-5.2	10.7	-4.0	-2.6	5.7	5.1	-4.0	3.5	0.8	-0.2	Manufacture of other rubber products n.e.c.
1.1	1.9	-1.7	-3.6	0.6	-0.4	-10.7	-0.2	12.6	4.0	4.3	-9.8	5.9	-0.5	-0.6	-0.3	1.0	Manufacture of plastics products
-4.6	-4.3	-1.7	-5.0	-3.2	1.2	-7.2	2.5	10.7	-0.1	6.8	-6.6	-0.7	-4.2	2.6	-2.0	-3.5	Manufacture of semi-manufactures of plastic products
																	Manufacture of finished plastic products
1.2	6.3	-3.0	-1.8	0.2	-1.4	-15.8	-0.7	9.2	6.0	6.8	-11.4	8.2	-2.1	-1.0	0.04	2.9	Manufacture of plastic articles for the packing of goods
-2.9	7.5	-2.7	-11.2	3.4	3.4	-11.9	24.3	29.3	-2.1	4.0	-8.6	14.4	1.0	1.7	-1.5	5.1	Manufacture of builders' plastics ware
12.6	-5.6	7.4	-4.6	-2.8	-3.5	-2.9	-9.3	28.4	10.7	-0.9	-1.8	-3.7	-1.8	-5.0	0.6	-11.4	Manufacture of plastic tableware, kitchenware and toilet articles
4.0	6.2	-3.8	-3.2	7.8	0.4	-10.1	-1.4	9.0	3.7	0.6	-16.3	15.9	7.1	-1.8	0.8	8.8	Manufacture of diverse plastic products n.e.c.
14.7	-8.5	-13.9	4.2	20.1	6.1	-3.1	-4.1	6.5	-7.7	-0.3	-7.6	1.7	-0.3	-10.0	2.7	16.5	Manufacture of glass and glass products

Jadual Table **1.4c** : Nilai Jualan Sektor Pembuatan Mengikut Kumpulan: Perubahan Peratusan Bulanan/Suku Tahunan
 : Sales Value of Manufacturing Sector by Group: Monthly/Quarterly Percentage Change

Kod Kumpulan Group code	Keterangan Kumpulan/Tempoh	2022				2023			2022					
		Q1	Q2	Q3	Q4	Q1	Q2	Q3	Jan.	Feb.	Mac	Apr.	Mei	Jun
239	Pembuatan pengeluaran galian bukan logam t.t.t.l.	10.2	-10.4	-0.5	7.7	12.9	-10.8	0.5	4.7	-5.1	6.1	-6.6	-10.5	3.1
23911 & 23921	Pembuatan mortar refraktori dan konkrit & Pembuatan seramik bukan refraktori	11.1	-23.6	-1.6	11.2	10.7	-6.4	2.3	3.9	-6.5	5.3	-22.6	-13.4	22.2
23930	Pembuatan produk porselin dan seramik lain	-3.0	5.3	-3.8	-3.5	-0.6	-6.9	1.2	-2.9	0.1	-2.4	5.5	0.9	2.3
23941	Pembuatan simen hidrolik	8.4	-5.7	-0.1	12.5	15.2	-12.2	-3.2	-2.9	3.3	6.0	-3.7	-10.7	1.5
23951	Pembuatan konkrit dan mortar siap bancuh dan banchuan kering	4.4	-7.3	1.0	6.4	13.7	-11.0	0.5	2.8	-6.6	6.9	-8.4	-1.6	0.6
23952 & 23953 & 23959	Pembuatan konkrit pratuangan, simen atau artikel batu buatan yang digunakan dalam pembinaan; Pembuatan komponen struktur pasang siap untuk bangunan atau kejuruteraan awam dari simen, batu atau konkrit buatan & Pembuatan artikel konkrit, simen dan plaster lain t.t.t.l.	11.3	-14.4	-1.5	7.0	11.7	-9.8	2.8	6.6	-10.5	5.4	-4.0	-16.2	0.7
23990	Pembuatan produk mineral bukan logam lain t.t.t.l. Industri lain	23.2	-6.6	0.8	3.5	11.2	-14.5	3.7	21.7	-1.2	9.2	-10.4	-8.4	14.4
19.7		-15.2	-1.0	4.2	20.4	-6.7	-6.7	13.0	-4.5	7.9	-15.0	-3.0	-5.2	
241 (24101 & 24102 & 24103 & 24104 & 24109)	Pembuatan besi dan keluli asas	-4.0	-18.6	7.6	19.4	2.2	-19.1	7.2	3.4	-11.9	5.5	-6.8	-13.5	-9.9
242 (24201 & 24202 & 24209)	Pembuatan logam asas berharga dan logam bukan ferus lain	0.7	-17.1	0.7	24.0	-0.8	-18.9	-1.0	-3.0	0.9	1.1	-1.7	-21.0	-10.0
243	Pengacuan logam	-3.3	6.2	-6.0	14.1	-6.7	5.6	1.2	-10.4	-3.9	11.5	6.3	-5.8	-6.0
251 & 252	Pembuatan produk struktur logam, tangki, takungan, penjana wap, senjata dan peluru	9.4	-8.3	-3.8	10.3	10.1	-0.8	-6.3	11.5	-12.7	1.0	-4.7	-3.2	7.5
25113 & 25119	Pembuatan pintu, tingkap dan bingkai, penutup tingkap dan pintu pagar daripada logam & Pembuatan produk struktur logam lain	16.6	-13.1	-5.5	11.0	14.5	-0.9	-8.7	19.7	-14.8	2.1	-10.0	-1.0	4.1
25120	Pembuatan tangki, takungan dan kontena daripada logam Industri lain	-7.4	6.6	-1.2	9.3	-0.7	0.4	0.0	-7.8	-5.8	-2.5	11.7	-8.7	16.0
4.1		-10.2	14.2	3.8	9.8	-8.7	-3.0	5.2	-13.1	3.9	-10.6	-1.1	10.8	
259	Pembuatan lain-lain produk yang direka daripada logam; aktiviti perkhidmatan kerja logam	0.7	0.4	-7.8	9.2	4.5	-3.5	-1.3	-0.4	-6.3	2.8	9.2	-11.0	-1.3
25910	Tempaan, tekanan, hentakan dan bentuk gelekkan logam; serbuk metalurgi	6.1	2.0	3.2	3.6	-1.0	0.2	1.5	0.5	-2.9	7.1	0.2	-4.9	4.7
25920	Rawatan dan penyalutan logam; menggunakan mesin	-2.5	2.0	1.4	16.8	10.9	-15.7	-6.4	-3.9	-6.2	11.1	3.2	-12.8	9.5
25991	Pembuatan tin untuk produk makanan dan minuman, tiub dan kotak boleh dilipat	-2.1	-9.9	1.0	-1.4	3.7	-0.4	7.0	0.2	-9.5	-1.3	-0.7	-12.4	10.6
25992 & 25993	Pembuatan kabel, plaited bands (jalur/pita berpintal) dan artikel seumpamanya daripada logam & Pembuatan bolt, skru, nat dan produk uliran seumpamanya	2.7	-4.2	-20.8	11.3	6.7	-3.5	-5.2	1.7	-8.1	3.9	3.7	-5.3	-12.1
25994	Pembuatan barangan rumah daripada logam	11.0	0.6	7.9	-0.8	9.0	-1.3	0.7	7.2	-8.2	18.0	-9.3	1.9	3.6
25999	Pembuatan produk lain yang direka daripada logam t.t.t.l. Industri lain	-3.8	17.4	-5.2	14.3	0.6	-1.9	-2.3	-6.6	-0.1	-4.1	40.6	-21.5	0.8
8.5		-5.0	2.4	17.6	21.8	-1.1	7.3	19.3	-20.6	13.4	3.6	-12.1	-1.5	
261	Pembuatan komponen dan papan elektronik	4.5	2.3	16.4	0.5	-2.7	-5.6	6.7	-12.3	11.4	16.3	-15.9	3.2	13.3
26101 & 26102	Pembuatan diod, transistor dan alatan semikonduktor yang seumpamanya & Pembuatan litar elektronik bersepadu dengan pemasangan mikro	11.0	-0.8	11.8	0.2	-4.9	-8.1	11.3	-6.0	11.7	17.4	-16.6	-2.3	15.8
26103 & 26104 & 26105	Pembuatan kapasitor dan perintang elektrik & Pembuatan papan litar bercetak & Pembuatan komponen paparan	-5.0	7.6	24.5	0.3	1.3	-4.2	-1.0	-22.5	13.3	14.2	-15.5	12.8	10.0
26109	Pembuatan komponen lain untuk aplikasi elektronik	-2.5	7.2	11.8	7.5	-10.1	23.3	21.0	-4.5	-10.7	18.2	-7.9	8.9	6.5
262 (26201 & 26202)	Pembuatan komputer dan kelengkapan peranti	6.4	11.5	-26.4	10.0	8.0	12.9	-17.5	2.5	8.4	-8.2	38.7	-30.5	13.8
263/ 26300	Pembuatan peralatan komunikasi	-4.0	-4.0	1.2	8.1	5.5	30.0	14.5	-11.4	-1.3	28.2	-26.0	3.2	26.3
264/ 26400	Pembuatan peralatan elektronik pengguna	-3.9	-8.3	11.3	-6.4	-5.0	-2.6	20.6	1.2	-8.4	19.1	-7.3	-15.6	4.6
265	Pembuatan kelengkapan mengukur, menguji, memandu arah dan kawalan; jam tangan dan jam	0.7	-11.5	25.0	4.3	-10.8	-13.0	23.7	3.8	-31.6	15.6	-17.9	2.8	30.9
26511 & 26512	Pembuatan kelengkapan mengukur, menguji, memandu arah dan kawalan & Pembuatan kelengkapan kawalan proses perindustrian	4.2	-14.5	27.4	4.8	-8.9	-14.2	22.6	5.3	-33.3	16.7	-21.4	3.8	33.1
26520	Pembuatan jam tangan dan jam dan bahagiannya	-21.2	13.1	10.1	0.4	-25.3	-2.4	32.9	-8.6	-16.5	7.8	10.3	-2.8	17.6
266/ 26600	Pembuatan peralatan penyinaran, perubatan elektro dan elektroterapeutik	-33.5	31.3	6.9	3.4	-12.0	-5.5	10.8	-9.5	1.8	11.1	29.1	-24.6	42.7

2023																Group Description/Period	
Jul.	Ogo.	Sep.	Okt.	Nov.	Dis.	Jan.	Feb.	Mac	Apr.	Mei	Jun	Jul.	Ogo.	Sep.	Okt.		Nov.
0.2	2.5	-1.7	-0.6	11.0	3.9	3.5	2.6	3.3	-9.7	-6.3	0.4	0.4	2.6	0.6	-2.9	11.7	Manufacture of non-metallic mineral products n.e.c.
																	<i>Manufacture of refractory mortars and concretes</i>
-10.8	-1.7	8.4	-4.3	12.7	6.2	-1.3	3.9	3.6	-8.9	0.02	-2.5	-3.0	4.4	12.3	-5.7	6.1	<i>Manufacture of non-refractory ceramic</i>
-0.7	-5.2	-4.1	-0.6	1.3	2.6	3.3	-4.8	-8.4	-0.3	2.5	-2.7	2.9	2.2	-6.3	7.9	3.9	<i>Manufacture of other porcelain and ceramic products</i>
0.1	5.0	-1.8	3.6	11.2	1.9	8.1	0.3	4.4	-8.6	-10.3	0.6	0.5	0.5	-2.3	-0.3	13.1	<i>Manufacture of hydraulic cement</i>
-0.7	4.3	-2.9	-3.5	12.6	6.9	2.3	2.5	2.2	-12.4	-1.4	0.4	1.3	0.2	-2.3	-4.0	13.6	<i>Manufacture of ready-mix and dry-mix concrete and mortars</i>
																	<i>Manufacture of precast concrete, cement or artificial stone articles for use in construction</i>
3.0	3.2	-2.3	-1.3	10.4	5.4	1.0	3.1	4.1	-9.1	-7.6	2.4	0.7	4.2	1.2	-4.3	12.6	<i>Manufacture of prefabricated structural components for building or civil engineering of cement, concrete or artificial stone</i>
																	<i>Manufacture of other articles of concrete, cement and plaster n.e.c.</i>
-0.3	-5.4	-3.4	1.4	10.2	-1.1	1.5	10.5	-0.1	-12.7	-6.3	-2.8	1.2	7.7	4.7	-2.0	10.1	<i>Manufacture of other non-metallic mineral products n.e.c.</i>
-2.0	5.9	5.3	-8.4	12.1	-0.4	15.0	-2.7	9.2	-8.2	-3.0	-3.7	-5.6	-0.2	7.5	-4.9	1.6	<i>Other industry</i>
-6.6	32.5	19.4	-1.3	0.7	-2.5	-0.6	3.3	6.2	-16.2	-10.9	-3.2	-6.3	18.4	23.9	-1.7	5.9	Manufacture of basic iron and steel
-0.1	14.7	21.7	4.4	-1.6	4.5	-4.7	0.9	3.2	-3.7	-17.3	-22.4	-5.3	31.1	30.4	1.7	-2.7	Manufacture of basic precious and other non-ferrous metals
-14.4	21.8	5.7	-0.4	5.1	1.7	-9.1	-2.6	4.9	2.0	-0.9	5.3	-14.1	19.4	3.0	1.7	-4.6	Casting of metals
-6.4	-0.4	-2.2	5.0	3.6	12.6	4.3	-8.3	6.5	-0.9	-2.0	0.6	-6.4	0.7	-0.1	1.0	6.7	Manufacture of structural metal products, tanks, reservoirs , steam generators , weapons and ammunition
																	<i>Manufacture of metal doors, windows and their frames, shutters and gates</i>
-6.7	-1.7	0.0	4.0	3.0	15.4	6.0	-5.0	2.6	-0.3	-0.4	-1.0	-10.8	5.4	-1.3	-1.6	7.9	<i>Manufacture of other structural metal products</i>
-6.6	1.0	-5.1	7.0	5.2	5.6	0.6	-17.1	18.7	-1.5	-6.7	5.0	4.5	-9.5	3.7	7.9	3.8	<i>Manufacture of tanks, reservoirs and containers of metal</i>
3.6	18.5	-22.3	8.1	2.3	18.5	-0.1	-5.7	5.1	-10.7	1.1	0.8	1.0	-3.2	-8.4	-0.5	6.0	<i>Other industry</i>
-4.4	1.5	1.0	5.3	0.6	6.3	1.3	0.6	-4.4	2.8	-4.5	-1.4	-0.4	1.8	1.2	4.6	1.6	Manufacture of other fabricated metal products; metal working service activities
																	<i>Forging, pressing, stamping and roll-forming of metal; powder metallurgy</i>
-0.6	2.8	1.5	3.0	-1.5	-0.8	0.4	-2.6	4.1	-0.4	-2.3	1.1	0.9	3.4	-4.7	4.6	-0.3	<i>Treatment and coating of metals; machining</i>
1.3	-9.9	18.0	3.2	-0.8	17.0	9.0	-3.9	-16.8	1.8	-7.3	0.4	-0.9	-9.4	9.8	10.4	-1.3	<i>Manufacture of tins and cans for food products, collapsible tubes and boxes</i>
-4.4	5.8	-1.4	-3.8	-0.4	5.6	-0.3	1.4	-1.4	-1.0	1.3	0.5	0.2	8.5	0.9	1.1	1.7	<i>Manufacture of metal cable, plaited bands and similar articles</i>
																	<i>Manufacture of bolts, screws, nuts and similar threaded products</i>
-9.3	-2.7	-3.3	12.4	-0.8	8.3	1.8	2.0	-4.8	-0.6	0.4	-2.1	-3.6	-0.8	0.2	5.8	1.7	
9.3	-5.0	-2.6	2.0	-2.1	6.4	7.8	-2.8	-1.0	4.4	-2.5	-6.7	7.6	-0.8	-1.6	7.0	-3.2	<i>Manufacture of metal household articles</i>
-3.7	9.2	2.1	5.0	4.2	4.6	-3.4	2.4	-5.5	12.6	-13.9	-3.1	1.4	3.9	3.4	3.6	3.2	<i>Manufacture of any other fabricated metal products n.e.c.</i>
7.2	3.0	-2.8	10.6	10.9	0.2	15.6	0.4	4.5	2.0	-5.8	-6.7	9.1	7.6	0.3	1.0	8.2	<i>Other industry</i>
-5.6	12.1	11.8	-6.7	-2.9	-4.5	-12.8	15.9	14.7	-21.2	0.4	13.4	-8.3	5.6	9.3	-9.2	-7.5	Manufacture of electronic components and boards
																	<i>Manufacture of diodes, transistors and similar semiconductor devices</i>
-8.2	12.5	8.4	-3.8	-7.6	0.9	-14.5	10.0	18.9	-26.3	3.4	17.2	-5.0	3.1	7.5	-9.1	-10.8	<i>Manufacture of electronic integrated circuits micro assemblies</i>
																	<i>Manufacture of electrical capacitors and resistors</i>
-1.0	11.7	16.2	-11.5	5.1	-11.4	-10.6	25.8	9.0	-15.3	-4.3	8.1	-13.3	9.7	10.0	-9.7	-2.7	<i>Manufacture of printed circuit boards</i>
																	<i>Manufacture of display components</i>
-9.2	9.7	22.9	1.5	-9.3	-12.0	-7.2	4.2	19.2	-2.9	9.1	16.2	-6.3	6.4	27.7	-5.9	-6.0	<i>Manufacture of other components for electronic applications</i>
-16.9	6.6	-32.8	47.0	-8.3	8.0	2.1	9.7	-7.9	30.7	-15.4	-3.9	-1.5	5.2	-34.7	42.3	-7.7	Manufacture of computers and peripheral equipment
-32.1	24.8	25.2	-15.3	0.7	9.7	-12.4	4.4	29.2	-0.9	3.8	21.5	-16.1	16.2	21.0	-29.8	0.9	Manufacture of communication equipment
3.2	10.9	10.5	-13.9	5.2	-13.7	-5.5	3.8	19.2	-15.8	2.0	2.2	7.6	7.1	14.1	-12.9	-1.2	Manufacture of consumer electronics
-1.1	6.2	4.4	-1.2	-0.1	1.9	-7.1	-14.4	15.5	-24.5	6.6	17.0	-0.6	5.1	19.4	-0.4	-1.8	Manufacture of measuring, testing, navigating and control equipment; watches and clocks
																	<i>Manufacture of measuring, testing, navigating and control equipment</i>
-1.5	7.0	5.8	-2.5	-0.2	4.3	-6.7	-14.5	16.4	-25.9	7.0	16.6	-2.5	6.0	21.1	-0.9	-1.7	<i>Manufacture of industrial process control equipment</i>
1.3	0.7	-5.2	9.0	0.5	-15.1	-10.4	-13.7	7.7	-10.8	4.1	20.0	14.8	-1.0	7.0	3.4	-2.5	<i>Manufacture of watches and clocks and parts</i>
-10.6	15.9	-15.0	5.2	17.0	-17.4	-10.8	2.4	14.9	-16.8	-1.5	12.2	-6.3	16.3	-1.8	10.6	8.6	Manufacture of irradiation, electromedical and electrotherapeutic equipment

Jadual Table **1.4c** : Nilai Jualan Sektor Pembuatan Mengikut Kumpulan: Perubahan Peratusan Bulanan/Suku Tahunan
 : Sales Value of Manufacturing Sector by Group: Monthly/Quarterly Percentage Change

Kod Kumpulan Group code	Keterangan Kumpulan/Tempoh	2022				2023			2022					
		Q1	Q2	Q3	Q4	Q1	Q2	Q3	Jan.	Feb.	Mac	Apr.	Mei	Jun
267 (26701 & 26702) & 268 (26800)	Pembuatan peralatan optikal, kelengkapan fotografi, media magnetik dan optikal	-11.5	5.4	19.2	-1.6	1.9	0.5	21.7	-14.8	-3.7	18.3	-9.6	-9.9	41.5
271	Pembuatan motor elektrik, penjana, transformer dan perkakasan pengagihan dan pengawalan elektrik	2.9	9.1	9.9	-3.9	-5.4	5.9	25.5	-5.7	-3.4	16.8	3.2	-11.4	14.4
	27101 Pembuatan motor elektrik, penjana dan transformer	-1.7	9.5	1.0	-7.7	-11.7	-0.8	32.2	-8.1	-12.6	19.1	10.0	-16.8	14.6
	27102 Pembuatan perkakasan pengagihan dan pengawalan elektrik	5.4	8.9	14.4	-2.2	-2.8	8.5	23.2	-4.3	1.8	15.7	-0.2	-8.4	14.3
272/ 27200	Pembuatan bateri dan akumulator	-8.5	12.2	43.0	7.6	-25.3	8.8	-15.4	10.5	-12.9	8.3	-5.0	10.6	28.3
273	Pembuatan pendawaian dan peranti pendawaian	-10.0	1.6	-0.9	-7.3	-2.9	-2.1	4.4	-4.9	-7.3	1.7	10.9	-12.3	4.2
	27310 Pembuatan kabel gantian optikal	-14.4	10.9	-6.3	3.2	15.2	15.4	1.7	-25.4	-0.1	6.6	16.8	-14.9	3.5
	27320 Pembuatan wayar dan kabel elektronik dan elektrik lain	-10.4	1.4	0.4	-7.2	-4.0	-3.3	4.6	-5.4	-7.4	0.3	11.9	-12.6	4.2
	27330 Pembuatan alatan pendawaian pembawa dan bukan pembawa arus untuk litar elektrik (tanpa mengira jenis bahan)	-2.0	0.8	-15.7	-14.6	2.5	4.0	4.3	15.5	-10.0	18.0	-3.2	-7.4	5.6
274/ 27400	Pembuatan kelengkapan pencahayaan elektrik	-2.0	6.5	12.6	-1.8	-7.2	-1.4	30.4	5.2	7.4	15.6	-10.5	4.6	8.2
275/ 27500	Pembuatan perkakasan domestik	-12.1	5.4	10.0	-3.3	-8.4	2.3	7.1	-7.7	-18.5	13.4	9.1	-9.1	5.3
279/ 27900	Pembuatan kelengkapan elektrik lain	-10.6	-4.3	11.6	5.5	-2.1	8.2	8.0	-13.7	-3.1	5.0	-9.6	-2.5	16.2
281 & 282	Pembuatan jentera kegunaan umum dan kegunaan khas	-9.6	14.5	-2.7	5.6	-10.8	6.6	-8.5	-4.6	-7.5	1.1	20.0	-9.4	11.5
	28120 & 28130 Pembuatan alat-alat kuasa bendalir & pam, pemampat, kepala paip dan injap lain	-36.7	41.2	13.5	0.2	-29.8	-1.3	6.2	-30.2	-9.6	-1.8	58.1	-17.4	19.0
	28180 & 28220 Pembuatan alatan tangan yang menggunakan kuasa dilengkapi dengan motor elektrik atau bukan motor elektrik atau pneumatik & pembuatan jentera pembentukan logam dan alatan mesin	-16.3	26.5	-6.1	5.8	-15.2	8.5	-5.8	-10.8	-5.1	-5.1	36.9	-6.4	5.3
	28192 Pembuatan mesin penyaman udara, termasuk untuk kenderaan bermotor	-6.0	6.0	-20.8	-3.2	-3.6	11.6	-25.8	4.1	-5.9	0.9	17.7	-16.8	9.1
	28290 Pembuatan lain-lain mesin bertujuan khas t.t.t.l. Industri lain	0.7	21.8	16.5	13.0	-14.7	-1.5	-14.3	1.4	-10.0	9.9	12.8	-10.9	41.7
		-5.1	4.6	3.5	8.8	-4.4	8.5	3.6	-3.8	-9.2	2.2	6.4	-0.6	1.6
291 (29101 & 29102)	Pembuatan kenderaan bermotor	-26.1	-5.4	6.2	44.0	-13.6	-20.2	18.3	-21.3	-7.4	0.9	1.8	-8.3	1.1
292/ 29200	Pembuatan kerangka (coachwork) untuk kenderaan bermotor; pembuatan treler dan semi treler	-1.2	4.6	-26.2	37.8	-0.6	-2.3	-5.2	0.2	-13.6	42.9	6.2	-17.6	-21.3
293/ 29300	Pembuatan alat ganti dan aksesori untuk kenderaan bermotor	0.2	4.1	8.5	-2.9	4.2	1.1	9.8	-1.6	-2.4	19.8	-5.5	-3.9	4.5
301 (30110 & 30120)	Pembinaan kapal dan bot	-17.9	-9.4	1.0	31.3	5.0	-5.7	-24.6	-7.1	-8.2	10.8	5.5	-32.9	20.6
302, 303, 304 & 309	Pembuatan lokomotif keretapi, rolling stock, kapal angkasa dan udara, jentera berkaitan, kenderaan tempur ketenteraan, dan kelengkapan pengangkutan t.t.t.l.	2.0	1.2	-4.0	18.0	-15.9	-1.6	2.6	-1.3	-11.2	20.3	3.8	-15.5	1.0
	30910 Pembuatan motosikal	5.5	22.6	-1.5	13.1	-18.2	6.1	12.2	-3.2	-9.1	12.4	23.2	-7.2	-0.2
	30920 Pembuatan basikal dan invalid carriages Industri lain	-2.7	9.2	-2.0	12.7	-22.5	-1.0	-15.1	-4.6	-17.9	36.0	-0.9	-4.1	-1.9
		3.1	-11.2	-6.6	24.1	-11.0	-5.6	6.6	1.2	-8.6	16.4	-1.3	-25.4	3.6
310	Pembuatan perabot	5.1	-23.5	-3.1	21.5	4.6	-20.4	-2.5	7.9	-11.2	8.1	-15.3	-9.0	-15.5
	31001 Pembuatan perabot kayu dan rotan Industri lain	14.3	-30.7	3.6	16.6	8.2	-24.6	2.4	12.2	-12.1	13.2	-28.7	-9.2	-1.0
		-3.7	-15.2	-9.2	26.7	1.0	-16.0	-7.1	3.4	-10.1	2.6	1.0	-8.8	-27.9
321 (32110 & 32120)	Pembuatan barang kemas, bijouterie dan artikel berkaitan	3.5	35.0	-16.1	-0.3	-5.7	16.6	-15.4	11.6	-15.6	3.6	35.2	8.3	-5.6
322, 325 & 329	Pembuatan instrumen muzik, peralatan dan bekalan perubatan dan pergigian dan pembuatan lain t.t.t.l.	1.4	-0.5	5.8	-6.1	5.6	12.9	5.2	0.02	-2.9	2.4	3.0	-5.9	-0.2
	32901 Pembuatan alat tulis Industri lain	5.7	6.8	15.0	-17.1	12.4	3.5	-0.3	0.8	-2.2	7.6	0.4	0.9	4.3
		0.2	-2.7	2.7	-2.1	3.5	16.1	6.9	-0.2	-3.1	0.9	3.9	-8.0	-1.7
323/ 32300	Pembuatan barangan sukan	11.4	-6.3	-7.5	19.6	12.5	4.8	-20.9	-0.3	1.1	8.4	4.1	-20.2	-5.7
324/ 32400	Pembuatan permainan dan mainan	-3.3	-2.7	-27.3	11.3	-8.7	26.5	-26.2	1.2	-2.5	-1.7	20.3	-6.4	-42.5
331 & 332	Pembaikan pemasangan produk logam, jentera, kelengkapan dan pemasangan jentera perindustrian dan kelengkapan	-4.6	-18.0	4.1	30.4	-3.6	-14.9	3.4	-1.7	-13.3	27.1	-6.6	-32.0	0.6
	33150 Pembaikan dan penyelenggaraan kelengkapan pengangkutan kecuali motosikal dan basikal Industri lain	-2.0	-14.3	8.7	24.8	-5.2	-15.1	8.7	-8.4	-18.6	66.0	-10.6	-37.6	-0.6
		-6.0	-20.0	1.4	34.0	-2.6	-14.8	0.3	2.1	-10.6	9.5	-3.9	-28.4	1.3
Jumlah Pembuatan		-2.7	6.8	5.4	1.5	-5.3	-2.3	3.3	-3.4	-5.2	9.8	2.3	-4.0	8.1

2023																Group Description/Period	
Jul.	Ogo.	Sep.	Okt.	Nov.	Dis.	Jan.	Feb.	Mac	Apr.	Mei	Jun	Jul.	Ogo.	Sep.	Okt.		Nov.
-0.5	1.5	-4.6	-6.7	12.6	-0.3	-8.1	1.8	17.1	-12.8	1.6	7.1	10.3	7.6	-0.3	-1.1	3.7	Manufacture of optical instruments, photographic equipment, magnetic and optical media
1.6	5.8	-2.2	-2.2	-1.0	-4.3	-0.6	-6.6	9.0	-1.5	2.4	6.9	12.4	7.9	2.1	-10.6	-5.8	Manufacture of electric motors, generators, transformers and electricity distribution and control apparatus
0.8	-1.5	-4.3	-4.5	8.1	-14.8	1.2	-8.7	1.8	-0.2	0.2	3.3	14.4	19.1	0.9	-9.9	-8.7	Manufacture of electric motors, generators and transformers
2.0	9.4	-1.3	-1.2	-4.8	0.6	-1.3	-5.8	11.9	-2.0	3.2	8.2	11.8	4.0	2.6	-10.8	-4.6	Manufacture of electricity distribution and control apparatus
4.2	8.9	21.3	4.7	-21.8	11.3	-15.6	-13.6	-3.5	11.7	0.9	13.3	-33.3	12.2	22.4	1.9	-4.0	Manufacture of batteries and accumulators
-0.6	4.8	-5.0	-4.7	-1.6	0.5	-2.3	0.7	-2.6	-0.7	-0.7	1.8	1.0	2.7	1.6	-2.8	-2.2	Manufacture of wiring and wiring devices
2.5	6.1	-26.9	6.5	18.0	15.6	2.3	-7.2	7.5	4.1	12.3	0.6	2.1	8.7	-28.1	7.8	-9.6	Manufacture of fibre optic cables
0.03	5.5	-3.9	-4.8	-2.3	-0.5	-2.3	1.0	-3.7	-0.5	-2.1	2.2	1.3	1.8	3.9	-2.9	-2.0	Manufacture of other electronic and electric wires and cables
-10.2	-6.5	-9.0	-8.3	-1.4	7.5	-5.4	2.1	7.2	-7.2	10.9	-2.3	-4.1	12.0	-3.2	-7.4	-0.9	Manufacture of current-carrying and non current-carrying wiring devices for electrical circuits regardless of material
-5.0	15.3	2.1	-12.3	7.4	1.8	-11.6	1.0	2.1	-10.7	13.1	-0.5	20.6	7.2	-1.2	-7.0	-0.7	Manufacture of electric lighting equipment
1.9	13.1	-2.7	-4.7	-2.3	2.8	-12.3	0.4	9.3	-0.8	-6.6	4.8	-1.8	17.7	-9.2	-10.7	-3.5	Manufacture of domestic appliances
-8.9	13.4	7.9	-2.7	-1.5	0.3	-1.4	-2.6	4.0	-1.4	10.2	2.8	-0.4	2.1	5.4	-8.6	-1.4	Manufacture of other electrical equipment
-10.9	8.3	-1.7	0.2	2.8	5.6	-12.6	-4.5	1.9	7.8	-0.2	-2.0	-12.3	7.4	2.7	2.7	9.1	Manufacture of general-purpose and special-purpose machinery
-8.3	27.3	-0.8	2.6	-8.8	-9.8	-17.2	0.5	-19.0	15.1	-3.7	4.6	-16.6	11.7	46.7	-0.4	10.9	Manufacture of fluid power equipment
-4.3	-4.6	0.1	-0.2	10.0	2.6	-15.9	-4.3	-3.0	11.7	0.3	1.5	-10.1	4.2	2.3	1.0	15.8	Manufacture of other pumps, compressors, taps and valves
-21.0	5.1	-7.2	0.2	-4.8	9.8	-6.7	-4.9	6.6	13.8	2.8	-18.4	-23.6	18.2	-4.2	7.8	13.8	Manufacture of power-driven hand tools with self-contained electric or non-electric motor or pneumatic drives
-14.9	18.4	4.2	-0.7	-1.4	18.4	-22.5	-6.8	11.7	3.9	-17.9	8.1	-9.4	-17.4	28.2	1.9	-1.5	Manufacture of metal-forming machinery and machine tools
-4.2	12.4	-3.2	0.7	9.3	0.3	-5.1	-3.8	0.5	2.0	10.3	1.7	-7.8	17.5	-9.9	2.3	7.0	Manufacture of air-conditioning machines, including for motor vehicles
1.6	1.2	18.1	7.0	30.7	-0.4	-17.5	-10.8	13.5	-33.9	29.5	-9.7	17.7	-7.3	13.2	19.7	16.6	Manufacture of other special-purpose machinery n.e.c.
-15.2	8.1	14.2	20.4	7.7	-7.5	1.9	-8.3	19.2	-6.6	3.7	-18.8	10.5	-2.5	-1.5	21.7	5.0	Other industry
6.4	3.7	-6.0	-8.1	16.9	-6.4	0.4	-0.8	11.1	-14.7	19.0	-4.6	9.3	1.2	-8.2	-3.1	13.7	Manufacture of motor vehicles
-1.5	-1.3	17.0	29.5	-8.1	-8.6	8.1	0.9	17.1	9.2	-32.2	-3.8	-17.4	0.6	24.8	26.2	-18.1	Manufacture of bodies (coachwork) for motor vehicles; manufacture of trailers and semi-trailers
-1.9	2.4	4.4	12.2	4.1	-3.7	-15.2	-7.8	18.2	-9.4	-0.8	1.9	0.6	1.1	0.8	7.6	18.0	Manufacture of parts and accessories for motor vehicles
2.8	-1.9	-0.9	4.6	13.7	0.9	-19.8	-7.1	6.7	-0.7	2.0	10.7	6.6	-3.8	1.3	-1.2	14.2	Building of ships and boats
-5.0	6.8	4.0	10.4	-0.1	-7.7	-16.3	-4.9	3.4	-1.6	2.2	-4.1	-13.6	2.3	-3.7	11.9	7.0	Manufacture of railway locomotives, rolling stock, air and spacecraft, related machinery, military fighting vehicles and transport equipment n.e.c
-2.6	2.3	7.7	17.3	2.0	-3.9	-12.1	-9.7	32.4	-16.5	-3.7	0.4	4.4	3.5	2.4	10.8	24.3	Manufacture of motorcycles
1.9	3.6	23.5	0.6	7.1	-1.0	3.6	-4.7	7.8	-19.5	7.5	-26.1	6.4	5.2	19.7	11.9	8.6	Manufacture of bicycles and invalid carriages
-0.6	4.1	16.5	-0.9	9.8	-3.7	5.3	0.3	6.1	-23.5	3.4	-21.9	8.0	10.7	11.1	9.3	12.8	Other industry
4.9	3.0	31.2	2.0	4.5	1.8	2.0	-9.6	9.6	-15.2	11.4	-29.8	4.8	-0.4	29.4	14.4	4.7	Manufacture of furniture
-24.5	7.6	20.5	-17.2	10.4	-7.0	4.2	-11.9	-0.3	18.4	8.1	-6.3	-24.6	5.9	29.3	-11.8	12.8	Manufacture of wooden and cane furniture
5.3	4.9	-1.6	-9.1	3.2	1.9	1.5	2.9	-0.7	10.3	8.8	-10.9	7.8	5.1	-2.4	-8.9	-4.3	Other industry
15.4	4.4	-18.1	-5.7	-0.5	-0.8	14.3	-0.7	-1.4	5.7	1.2	-5.0	2.0	7.6	-11.8	-1.4	-7.0	Manufacture of jewellery, bijouterie and related articles
1.7	5.1	5.0	-10.2	4.4	2.7	-2.3	4.1	-0.5	11.8	11.2	-12.5	9.6	4.4	0.4	-10.8	-3.5	Manufacture of musical instruments, medical and dental instruments and supplies and other manufacturing n.e.c.
8.4	-12.4	16.0	8.0	7.4	0.5	6.3	-4.0	18.2	13.7	-15.9	-19.8	6.3	-15.9	11.1	7.5	1.1	Manufacture of stationery
-2.9	16.6	9.2	-0.3	7.1	-11.7	-0.8	-14.5	26.5	17.0	21.4	-40.4	-9.0	10.0	8.4	0.04	-14.4	Other industry
1.9	10.1	29.7	3.2	9.9	-6.7	-4.5	-3.4	15.1	-1.9	-30.4	1.0	0.03	10.4	28.8	-3.6	7.6	Manufacture of sports goods
7.5	8.1	46.1	-6.8	9.6	-8.2	-8.3	-4.4	28.8	1.0	-40.9	-0.9	3.8	21.0	39.0	-9.8	7.0	Manufacture of games and toys
-1.1	11.3	20.2	10.1	10.2	-5.9	-2.3	-2.9	7.8	-3.6	-23.4	2.0	-1.8	4.8	22.5	0.7	7.9	Repair of fabricated metal products, machinery and equipment and installation of industrial machinery and equipment
-3.3	6.1	2.7	-1.8	0.2	-1.7	-5.4	-1.9	7.6	-7.2	1.3	0.4	-2.4	5.7	3.7	-0.7	-1.1	Repair and maintenance of transport equipment except motorcycles and bicycles
																	Other industry
																	Total Manufacturing

Jadual
Table **1.5a** : Bilangan Pekerja Bergaji Sektor Pembuatan Mengikut Kumpulan
: Number of Paid Employees of Manufacturing Sector by Group

Kod Kumpulan Group code	Keterangan Kumpulan/Tempoh	2021	2022	2022		
				Q1	Q2	Q3
101	Pemprosesan dan pengawetan daging	12,960	13,600	13,034	13,064	13,471
102	Pemprosesan dan pengawetan ikan, krustasea dan moluska	15,912	16,751	15,936	16,347	16,545
	10201 Pengetinan ikan, krustasea dan moluska &					
	10202 Pemprosesan dan pengawetan ikan, krustasea dan moluska	13,320	14,170	13,433	13,704	13,881
	Industri lain	2,592	2,581	2,503	2,643	2,664
103	Pemprosesan dan pengawetan buah-buahan dan sayur - sayuran	10,179	9,962	10,310	10,217	10,073
	10303 Pengetinan nanas &					
	10304 Pembuatan jem, marmalad dan sajian jeli	551	620	485	531	530
	Industri lain	9,628	9,342	9,825	9,686	9,543
104	Pembuatan minyak dan lemak daripada sayuran dan haiwan	79,500	84,266	79,916	80,103	82,207
	10404 Pembuatan minyak sayuran mentah dan bertapis &					
	10406 Pembuatan sebatian lemak masakan	3,832	4,052	3,752	3,824	3,839
	10405 Pembuatan minyak kelapa	2,424	2,542	2,471	2,524	2,539
	Industri lain	73,243	77,672	73,693	73,755	75,829
105	Pembuatan produk tenusu	13,179	13,321	13,036	13,292	13,178
	10502 Pembuatan susu pekat, tepung dan sejat	9,781	9,674	9,553	9,646	9,529
	Industri lain	3,398	3,648	3,482	3,646	3,649
106	Pembuatan produk bijian, kanji dan produk	10,808	11,197	10,871	10,793	11,051
	10611 Pengilangan beras	4,849	5,307	4,994	4,962	5,239
	10613 Pengilangan tepung	4,889	4,921	4,872	4,843	4,828
	Industri lain	1,070	969	1,005	987	983
107	Pembuatan produk makanan lain	123,320	130,228	126,992	126,638	127,916
	10711 Pembuatan biskut dan cookies	14,344	14,486	14,439	14,517	14,607
	10712 Pembuatan roti, kek dan produk bakeri lain	30,260	31,304	29,286	29,408	29,997
	10713 Pembuatan produk snek	8,428	8,846	8,412	8,542	8,530
	10721 Pembuatan gula	1,765	1,744	1,769	1,736	1,752
	10731 Pembuatan produk koko	2,576	2,563	2,579	2,585	2,650
	10732 Pembuatan coklat dan produk coklat &					
	10733 Pembuatan konfeksi gula	8,033	7,861	7,937	8,090	8,259
	10793 Pembuatan sos dan bahan perasa	9,997	11,546	10,800	10,948	10,787
	10799 Pembuatan produk makanan lain t.t.t.l.	13,664	15,127	16,718	15,541	15,861
	Industri lain	34,254	36,752	35,052	35,270	35,475
108/ 10800	Pembuatan makanan haiwan tersedia	14,893	15,573	14,820	15,469	15,437
110	Pembuatan minuman ringan	15,951	16,373	16,304	16,247	16,144
	11041 Pembuatan minuman ringan	10,302	10,622	10,565	10,562	10,512
	11042 Pengeluaran air mineral semulajadi dan minuman lain yang dibotolkan	3,995	3,923	4,001	3,979	3,892
	Industri lain	1,653	1,828	1,739	1,706	1,740
120/ 12000	Pembuatan produk tembakau	1,199	1,232	1,413	1,170	1,198
131	Pemintalan, penenunan dan penyiapan tekstil	13,289	13,055	13,206	12,839	13,084
	13110 Penyediaan dan pemintalan gentian tekstil &					
	13120 Penenunan tekstil	9,209	8,882	8,983	8,665	8,737
	13132 Pewarnaan, pelunturan, percetakan dan penyiapan akhir benang dan fabrik	3,647	3,762	3,750	3,731	3,889
	Industri lain	433	412	474	443	458
139	Pembuatan tekstil lain	14,450	14,816	14,378	14,821	14,813
	13910 Pembuatan fabrik dikait dan dikrusye	5,901	5,792	5,903	5,961	5,958
	Industri lain	8,548	9,024	8,475	8,859	8,855
141	Pembuatan pakaian, kecuali pakaian berbulu	41,493	42,584	42,134	41,677	40,921
	14102 Pembuatan pakaian	30,181	31,056	30,268	30,296	29,750
	Industri lain	11,312	11,528	11,866	11,381	11,171
142 & 143	Pembuatan artikel daripada kulit bulu dan pakaian yang dikait dan dikrusye	981	1,007	1,020	1,030	1,010
151 (15110 & 15120)	Penyamakan dan pembersihan kulit, pembuatan bagasi, beg tangan, pelana dan abah-abah pembersihan dan pewarnaan bulu	6,113	5,843	6,050	5,698	5,831
152	Pembuatan kasut	6,175	6,717	6,349	6,574	6,632
	15201 Pembuatan kasut kulit &					
	15203 Pembuatan kasut getah	3,399	3,748	3,501	3,619	3,660
	Industri lain	2,776	2,969	2,848	2,955	2,973
161/ 16100	Pengilangan dan pengetaman kayu	25,587	25,101	25,671	25,235	25,553

2023		2022		2023		Group Description/Period
Q4	Q1	Q2	Q3	(Jan. - Nov.)	(Jan. - Nov.)	
13,600	13,849	14,305	14,857	13,593	14,906	Processing and preserving of meat
16,751	17,382	17,330	17,416	16,596	17,206	Processing and preserving of fish, crustaceans and molluscs
						<i>Canning of fish, crustaceans and molluscs</i>
14,170	14,711	14,566	14,554	13,980	14,351	<i>Processing, curing and preserving of fish, crustacean and molluscs</i>
2,581	2,671	2,764	2,862	2,616	2,855	<i>Other industry</i>
9,962	10,536	10,835	10,474	9,965	10,303	Processing and preserving of fruits and vegetable
						<i>Pineapple canning</i>
620	568	560	570	527	567	<i>Manufacture of jams, marmalades and table jellies</i>
9,342	9,967	10,275	9,904	9,438	9,736	<i>Other industry</i>
84,266	85,462	85,734	89,500	83,728	89,900	Manufacture of vegetable and animal oils and fats
						<i>Manufacture of crude and refined vegetable oil</i>
4,052	4,124	4,141	4,465	4,060	4,474	<i>Manufacture of compound cooking fats</i>
2,542	2,558	2,558	2,633	2,536	2,623	<i>Manufacture of coconut oil</i>
77,672	78,780	79,035	82,401	77,132	82,804	<i>Other industry</i>
13,321	13,366	13,280	13,759	13,285	13,853	Manufacture of dairy products
9,674	9,678	9,560	9,830	9,652	9,824	<i>Manufacture of condensed, powdered and evaporated milk</i>
3,648	3,689	3,719	3,928	3,633	4,029	<i>Other industry</i>
11,197	11,341	11,257	11,509	11,121	11,541	Manufacture of grain mill products, starches and starch products
5,307	5,421	5,301	5,390	5,246	5,435	<i>Rice milling</i>
4,921	5,010	5,044	5,202	4,919	5,193	<i>Flour milling</i>
969	910	912	917	956	912	<i>Other industry</i>
130,228	132,812	133,853	140,391	128,878	141,605	Manufacture of other food products
14,486	14,747	14,600	14,836	14,564	14,847	<i>Manufacture of biscuits and cookies</i>
31,304	31,832	32,231	33,443	30,830	33,795	<i>Manufacture of bread, cakes and other bakery products</i>
8,846	8,858	8,961	9,202	8,639	9,453	<i>Manufacture of snack products</i>
1,744	1,760	1,783	1,878	1,709	1,838	<i>Manufacture of sugar</i>
2,563	2,523	2,614	2,636	2,539	2,649	<i>Manufacture of cocoa products</i>
						<i>Manufacture of chocolate and chocolate products</i>
7,861	7,925	7,955	8,566	7,871	8,711	<i>Manufacture of sugar confectionery</i>
11,546	11,881	11,908	12,698	11,378	13,505	<i>Manufacture of sauces and condiments</i>
15,127	15,474	16,158	18,537	15,147	17,994	<i>Manufacture of other food products n.e.c.</i>
36,752	37,813	37,642	38,595	36,201	38,813	<i>Other industry</i>
15,573	15,606	15,188	14,266	15,544	14,284	Manufacture of prepared animal feeds
16,373	16,770	16,865	16,602	16,054	16,622	Manufacture of beverages
10,622	10,744	10,847	10,607	10,445	10,633	<i>Manufacture of soft drinks</i>
3,923	4,197	4,172	4,104	3,911	4,097	<i>Production of natural mineral waters and other bottled waters</i>
1,828	1,829	1,846	1,890	1,697	1,892	<i>Other industry</i>
1,232	1,448	1,254	1,271	1,210	1,264	Manufacture of tobacco products
13,055	13,274	13,204	13,419	13,059	13,309	Spinning, weaving and finishing of textiles
						<i>Preparation and spinning of textile fibres</i>
8,882	9,093	9,029	9,316	8,945	9,264	<i>Weaving of textiles</i>
3,762	3,690	3,701	3,610	3,705	3,602	<i>Dyeing, bleaching, printing and finishing of yarns and fabrics</i>
412	491	474	493	409	443	<i>Other industry</i>
14,816	14,841	15,173	15,177	14,917	15,124	Manufacture of other textiles
5,792	5,619	5,657	5,593	5,846	5,576	<i>Manufacture of knitted and crocheted fabrics</i>
9,024	9,222	9,515	9,584	9,071	9,548	<i>Other industry</i>
42,584	42,881	42,985	42,139	42,307	43,481	Manufacture of wearing apparel, except fur apparel
31,056	31,236	31,154	30,424	30,705	31,657	<i>Manufacture of clothings</i>
11,528	11,645	11,831	11,715	11,602	11,824	<i>Other industry</i>
1,007	1,089	1,086	1,114	1,014	1,102	Manufacture of articles of fur, knitted and crocheted apparel
5,843	6,032	5,746	5,903	5,793	5,891	Tanning and dressing of leather; manufacture of luggage, handbags, saddlery and harness; dressing and dyeing of fur
6,717	6,979	7,072	7,012	6,722	7,099	Manufacture of footwear
						<i>Manufacture of leather footwear</i>
3,748	3,760	3,667	3,659	3,756	3,733	<i>Manufacture of rubber footwear</i>
2,969	3,219	3,405	3,353	2,966	3,365	<i>Other industry</i>
25,101	25,234	24,629	24,640	25,556	24,924	Sawmilling and planing of wood

Jadual Table **1.5a** : Bilangan Pekerja Bergaji Sektor Pembuatan Mengikut Kumpulan (samb.)
: Number of Paid Employees of Manufacturing Sector by Group (cont.)

Kod Kumpulan Group code	Keterangan Kumpulan/Tempoh	2022									
		Jan.	Feb.	Mac	Apr.	Mei	Jun	Jul.	Ogo.	Sep.	Okt.
101	Pemprosesan dan pengawetan daging	13,438	13,355	13,034	13,028	13,099	13,064	12,898	12,956	13,471	13,468
102	Pemprosesan dan pengawetan ikan, krustasea dan moluska	16,312	16,022	15,936	16,105	16,070	16,347	16,473	16,507	16,545	16,551
	10201 Pengetinan ikan, krustasea dan moluska &										
	10202 Pemprosesan dan pengawetan ikan, krustasea dan moluska	13,735	13,495	13,433	13,614	13,549	13,704	13,806	13,847	13,881	13,933
	Industri lain	2,577	2,527	2,503	2,491	2,521	2,643	2,666	2,660	2,664	2,619
103	Pemprosesan dan pengawetan buah-buahan dan sayur - sayuran	10,668	10,568	10,310	10,256	10,244	10,217	10,370	10,039	10,073	10,012
	10303 Pengetinan nanas &										
	10304 Pembuatan jem, marmalad dan sajian jeli	527	522	485	516	511	531	529	523	530	527
	Industri lain	10,141	10,046	9,825	9,740	9,733	9,686	9,841	9,516	9,543	9,485
104	Pembuatan minyak dan lemak daripada sayuran dan haiwan	79,650	80,192	79,916	79,731	79,852	80,103	80,945	81,217	82,207	82,410
	10404 Pembuatan minyak sayuran mentah dan bertapis &										
	10406 Pembuatan sebatian lemak masakan	3,776	3,789	3,752	3,755	3,813	3,824	3,856	3,833	3,839	3,836
	10405 Pembuatan minyak kelapa	2,442	2,456	2,471	2,524	2,524	2,524	2,527	2,524	2,539	2,539
	Industri lain	73,433	73,947	73,693	73,453	73,514	73,755	74,562	74,860	75,829	76,034
105	Pembuatan produk tenusu	12,995	12,961	13,036	13,111	13,158	13,292	13,262	13,151	13,178	13,231
	10502 Pembuatan susu pekat, tepung dan sejat	9,570	9,531	9,553	9,594	9,602	9,646	9,600	9,510	9,529	9,527
	Industri lain	3,425	3,430	3,482	3,516	3,556	3,646	3,663	3,642	3,649	3,704
106	Pembuatan produk bijian, kanji dan produk	10,872	10,877	10,871	10,924	10,787	10,793	10,810	10,839	11,051	10,982
	10611 Pengilangan beras	4,954	4,993	4,994	5,035	4,982	4,962	4,975	5,066	5,239	5,216
	10613 Pengilangan tepung	4,895	4,865	4,872	4,875	4,817	4,843	4,873	4,821	4,828	4,804
	Industri lain	1,023	1,019	1,005	1,014	989	987	962	952	983	962
107	Pembuatan produk makanan lain	126,212	126,006	126,992	126,034	125,952	126,638	126,815	127,431	127,916	128,513
	10711 Pembuatan biskut dan cookies	14,445	14,462	14,439	14,405	14,289	14,517	14,624	14,627	14,607	14,480
	10712 Pembuatan roti, kek dan produk bakeri lain	30,572	29,442	29,286	29,693	29,575	29,408	29,619	29,831	29,997	30,567
	10713 Pembuatan produk snek	8,466	8,424	8,412	8,443	8,418	8,542	8,570	8,521	8,530	8,625
	10721 Pembuatan gula	1,762	1,769	1,769	1,743	1,756	1,736	1,734	1,757	1,752	1,745
	10731 Pembuatan produk koko	2,590	2,601	2,579	2,586	2,593	2,585	2,606	2,639	2,650	2,554
	10732 Pembuatan coklat dan produk coklat &										
	10733 Pembuatan konfeksi gula	7,858	7,868	7,937	7,893	7,864	8,090	8,122	8,244	8,259	8,278
	10793 Pembuatan sos dan bahan perasa	10,313	10,646	10,800	10,613	10,909	10,948	10,823	10,859	10,787	10,829
	10799 Pembuatan produk makanan lain t.t.t.l.	15,099	15,643	16,718	15,620	15,634	15,541	15,553	15,552	15,861	15,873
	Industri lain	35,109	35,152	35,052	35,038	34,913	35,270	35,163	35,402	35,475	35,561
108/ 10800	Pembuatan makanan haiwan tersedia	14,973	14,866	14,820	15,377	15,492	15,469	15,441	15,455	15,437	15,482
110	Pembuatan minuman ringan	16,109	16,283	16,304	16,479	16,387	16,247	16,202	16,129	16,144	16,114
	11041 Pembuatan minuman ringan	10,288	10,524	10,565	10,682	10,673	10,562	10,579	10,503	10,512	10,507
	11042 Pengeluaran air mineral semulajadi dan minuman lain yang dibotolkan	4,029	3,940	4,001	3,989	3,967	3,979	3,942	3,890	3,892	3,893
	Industri lain	1,793	1,819	1,739	1,808	1,747	1,706	1,681	1,736	1,740	1,714
120/ 12000	Pembuatan produk tembakau	1,288	1,432	1,413	1,165	1,165	1,170	1,164	1,109	1,198	1,202
131	Pemintalan, penenunan dan penyiapan tekstil	13,133	13,126	13,206	13,029	12,993	12,839	12,772	12,895	13,084	13,143
	13110 Penyediaan dan pemintalan gentian tekstil &										
	13120 Penenunan tekstil	9,003	9,033	8,983	8,843	8,767	8,665	8,618	8,708	8,737	8,813
	13132 Pewarnaan, pelunturan, percetakan dan penyiapan akhir benang dan fabrik	3,639	3,601	3,750	3,724	3,742	3,731	3,712	3,737	3,889	3,885
	Industri lain	491	492	474	462	483	443	442	451	458	444
139	Pembuatan tekstil lain	14,477	14,393	14,378	14,491	14,786	14,821	14,733	14,752	14,813	14,729
	13910 Pembuatan fabrik dikait dan dikrusye	5,941	5,935	5,903	5,897	5,978	5,961	5,936	5,929	5,958	5,820
	Industri lain	8,536	8,458	8,475	8,594	8,808	8,859	8,797	8,823	8,855	8,909
141	Pembuatan pakaian, kecuali pakaian berbulu	41,677	42,095	42,134	41,828	42,132	41,677	41,189	40,901	40,921	40,502
	14102 Pembuatan pakaian	29,823	30,185	30,268	30,062	30,423	30,296	29,902	29,658	29,750	29,408
	Industri lain	11,854	11,909	11,866	11,766	11,709	11,381	11,288	11,243	11,171	11,094
142 & 143	Pembuatan artikel daripada kulit bulu dan pakaian yang dikait dan dikrusye	1,009	1,010	1,020	1,031	1,031	1,030	1,030	1,004	1,010	977
151 (15110 & 15120)	Penyamakan dan pembersihan kulit, pembuatan bagasi, beg tangan, pelana dan abah-abah pembersihan dan pewarnaan bulu	6,089	6,113	6,050	5,976	5,918	5,698	5,630	5,754	5,831	5,831
152	Pembuatan kasut	6,411	6,586	6,349	6,396	6,509	6,574	6,507	6,553	6,632	6,668
	15201 Pembuatan kasut kulit &										
	15203 Pembuatan kasut getah	3,581	3,639	3,501	3,493	3,548	3,619	3,601	3,631	3,660	3,711
	Industri lain	2,830	2,947	2,848	2,903	2,961	2,955	2,906	2,922	2,973	2,956
161/ 16100	Pengilangan dan pengetaman kayu	25,901	25,797	25,671	25,683	25,788	25,235	25,287	25,435	25,553	25,441

2023													Group Description/Period
Nov.	Dis.	Jan.	Feb.	Mac	Apr.	Mei	Jun	Jul.	Ogo.	Sep.	Okt.	Nov.	
13,593	13,600	14,001	13,965	13,849	14,325	14,357	14,305	14,080	14,139	14,857	14,918	14,906	Processing and preserving of meat
16,596	16,751	17,041	17,485	17,382	17,297	17,338	17,330	17,410	17,136	17,416	17,348	17,206	Processing and preserving of fish, crustaceans and molluscs
													<i>Canning of fish, crustaceans and molluscs</i>
13,980	14,170	14,410	14,801	14,711	14,606	14,646	14,566	14,788	14,313	14,554	14,570	14,351	<i>Processing, curing and preserving of fish, crustacean and molluscs</i>
2,616	2,581	2,632	2,684	2,671	2,692	2,692	2,764	2,622	2,823	2,862	2,778	2,855	<i>Other industry</i>
9,965	9,962	10,313	10,554	10,536	10,589	10,882	10,835	10,731	10,224	10,474	10,474	10,303	Processing and preserving of fruits and vegetable
													<i>Pineapple canning</i>
527	620	565	567	568	566	569	560	578	564	570	572	567	<i>Manufacture of jams, marmalades and table jellies</i>
9,438	9,342	9,748	9,987	9,967	10,023	10,313	10,275	10,153	9,660	9,904	9,902	9,736	<i>Other industry</i>
83,728	84,266	84,824	85,592	85,462	84,987	85,282	85,734	86,716	87,316	89,500	89,940	89,900	Manufacture of vegetable and animal oils and Manufacture of crude and refined vegetable oil
4,060	4,052	4,089	4,096	4,124	4,100	4,118	4,141	4,163	4,424	4,465	4,480	4,474	<i>Manufacture of compound cooking fats</i>
2,536	2,542	2,549	2,549	2,558	2,555	2,558	2,558	2,542	2,582	2,633	2,633	2,623	<i>Manufacture of coconut oil</i>
77,132	77,672	78,185	78,947	78,780	78,332	78,606	79,035	80,011	80,310	82,401	82,827	82,804	<i>Other industry</i>
13,285	13,321	13,386	13,363	13,366	13,435	13,253	13,280	13,366	13,533	13,759	13,774	13,853	Manufacture of dairy products
9,652	9,674	9,714	9,694	9,678	9,831	9,576	9,560	9,638	9,744	9,830	9,797	9,824	<i>Manufacture of condensed, powdered and</i>
3,633	3,648	3,672	3,668	3,689	3,604	3,677	3,719	3,728	3,788	3,928	3,976	4,029	<i>Other industry</i>
11,121	11,197	11,251	11,421	11,341	11,227	11,285	11,257	11,238	11,025	11,509	11,502	11,541	Manufacture of grain mill products, starches
5,246	5,307	5,356	5,458	5,421	5,322	5,352	5,301	5,279	5,123	5,390	5,392	5,435	<i>Rice milling</i>
4,919	4,921	4,924	5,037	5,010	4,993	5,015	5,044	5,033	5,007	5,202	5,207	5,193	<i>Flour milling</i>
956	969	972	927	910	912	918	912	926	895	917	903	912	<i>Other industry</i>
128,878	130,228	132,511	133,336	132,812	134,023	134,287	133,853	135,228	138,077	140,391	141,712	141,605	Manufacture of other food products
14,564	14,486	14,820	15,050	14,747	14,673	14,652	14,600	14,639	14,711	14,836	14,783	14,847	<i>Manufacture of biscuits and cookies</i>
30,830	31,304	31,580	31,680	31,832	32,306	32,179	32,231	33,322	32,948	33,443	33,837	33,795	<i>Manufacture of bread, cakes and other bakery</i>
8,639	8,846	8,864	8,896	8,858	8,899	8,970	8,961	8,856	9,083	9,202	9,270	9,453	<i>Manufacture of snack products</i>
1,709	1,744	1,747	1,747	1,760	1,770	1,790	1,783	1,785	1,862	1,878	1,885	1,838	<i>Manufacture of sugar</i>
2,539	2,563	2,566	2,593	2,523	2,519	2,593	2,614	2,617	2,602	2,636	2,658	2,649	<i>Manufacture of cocoa products</i>
													<i>Manufacture of chocolate and chocolate products</i>
7,871	7,861	8,120	7,963	7,925	7,988	7,978	7,955	8,087	8,511	8,566	8,641	8,711	<i>Manufacture of sugar confectionery</i>
11,378	11,546	11,777	11,786	11,881	11,931	11,855	11,908	11,819	12,519	12,698	12,810	13,505	<i>Manufacture of sauces and condiments</i>
15,147	15,127	15,627	15,531	15,474	16,201	16,417	16,158	16,501	17,951	18,537	18,923	17,994	<i>Manufacture of other food products n.e.c.</i>
36,201	36,752	37,410	38,091	37,813	37,736	37,854	37,642	37,603	37,889	38,595	38,905	38,813	<i>Other industry</i>
15,544	15,573	15,602	15,668	15,606	15,128	15,134	15,188	15,039	14,475	14,266	14,143	14,284	Manufacture of prepared animal feeds
16,054	16,373	16,583	16,717	16,770	16,843	16,874	16,865	16,952	16,539	16,602	16,689	16,622	Manufacture of beverages
10,445	10,622	10,617	10,714	10,744	10,810	10,823	10,847	10,907	10,568	10,607	10,643	10,633	<i>Manufacture of soft drinks</i>
3,911	3,923	4,142	4,144	4,197	4,197	4,209	4,172	4,190	4,096	4,104	4,145	4,097	<i>Production of natural mineral waters and other bottled waters</i>
1,697	1,828	1,825	1,858	1,829	1,836	1,842	1,846	1,856	1,875	1,890	1,901	1,892	<i>Other industry</i>
1,210	1,232	1,296	1,443	1,448	1,274	1,266	1,254	1,227	1,167	1,271	1,272	1,264	Manufacture of tobacco products
13,059	13,055	13,197	13,098	13,274	13,214	13,354	13,204	13,025	13,376	13,419	13,371	13,309	Spinning, weaving and finishing of textiles
													<i>Preparation and spinning of textile fibres</i>
8,945	8,882	8,987	8,901	9,093	9,073	9,103	9,029	9,075	9,310	9,316	9,269	9,264	<i>Weaving of textiles</i>
3,705	3,762	3,752	3,721	3,690	3,676	3,761	3,701	3,485	3,580	3,610	3,618	3,602	<i>Dyeing, bleaching, printing and finishing of yarns and fabrics</i>
409	412	458	476	491	465	489	474	465	486	493	484	443	<i>Other industry</i>
14,917	14,816	14,898	14,756	14,841	15,015	15,205	15,173	15,115	15,173	15,177	15,148	15,124	Manufacture of other textiles
5,846	5,792	5,774	5,757	5,619	5,694	5,697	5,657	5,604	5,636	5,593	5,585	5,576	<i>Manufacture of knitted and crocheted fabrics</i>
9,071	9,024	9,123	8,998	9,222	9,321	9,508	9,515	9,511	9,537	9,584	9,563	9,548	<i>Other industry</i>
42,307	42,584	42,847	42,795	42,881	42,964	43,166	42,985	42,441	41,773	42,139	41,735	43,481	Manufacture of wearing apparel, except fur
30,705	31,056	31,403	31,127	31,236	31,164	31,366	31,154	30,709	30,120	30,424	30,239	31,657	<i>Manufacture of clothings</i>
11,602	11,528	11,444	11,668	11,645	11,799	11,800	11,831	11,732	11,654	11,715	11,496	11,824	<i>Other industry</i>
1,014	1,007	1,032	1,068	1,089	1,089	1,093	1,086	1,080	1,107	1,114	1,042	1,102	Manufacture of articles of fur, knitted and crocheted apparel
5,793	5,843	5,939	6,023	6,032	5,858	5,873	5,746	5,673	5,750	5,903	5,935	5,891	Tanning and dressing of leather; manufacture of luggage, handbags, saddlery and harness; dressing and dyeing of fur
6,722	6,717	6,924	7,091	6,979	6,959	7,039	7,072	7,031	6,915	7,012	7,137	7,099	Manufacture of footwear
													<i>Manufacture of leather footwear</i>
3,756	3,748	3,896	3,840	3,760	3,692	3,665	3,667	3,646	3,644	3,659	3,720	3,733	<i>Manufacture of rubber footwear</i>
2,966	2,969	3,028	3,250	3,219	3,268	3,374	3,405	3,386	3,271	3,353	3,417	3,365	<i>Other industry</i>
25,556	25,101	25,720	25,710	25,234	24,749	25,144	24,629	24,377	24,802	24,640	24,792	24,924	Sawmilling and planning of wood

Jadual
Table **1.5a** : Bilangan Pekerja Bergaji Sektor Pembuatan Mengikut Kumpulan
: Number of Paid Employees of Manufacturing Sector by Group

Kod Kumpulan Group code	Keterangan Kumpulan/Tempoh	2021	2022	2022		
				Q1	Q2	Q3
162	Pembuatan produk daripada kayu, gabus, jerami dan bahan jalinan lain	67,877	68,943	65,777	67,098	67,651
16211	Pembuatan kepingan venier dan papan lapis	37,770	38,426	36,497	37,163	37,843
16212	Pembuatan papan partikel dan papan gentian	6,751	6,419	6,874	6,857	6,678
16221	Pertukangan kayu untuk jurubina	11,216	10,830	9,992	10,226	10,050
	Industri lain	12,141	13,268	12,414	12,852	13,080
170	Pembuatan kertas dan produk kertas	56,213	58,658	56,974	56,605	57,633
17010	Pembuatan pulpa, kertas dan kertas tebal	8,792	9,259	8,713	8,752	8,848
17020	Pembuatan kertas kegunaan rumah dan bekas daripada kertas dan kertas tebal	22,313	23,850	22,656	22,542	23,291
17091	Pembuatan sampul surat dan kad surat	1,697	1,692	1,713	1,739	1,775
17092	Pembuatan kertas kegunaan rumah dan pembersih peribadi	10,976	10,818	10,908	10,681	10,874
17093	Pembuatan kertas bergam atau pelekat yang berjalur atau bergulung dan label dan kertas dinding	7,192	7,480	7,510	7,467	7,321
	Industri lain	5,243	5,559	5,474	5,425	5,524
181 & 182	Percetakan, aktiviti perkhidmatan berkaitan percetakan dan penerbitan semula media rakaman	67,428	70,120	67,661	65,902	65,467
18110	Percetakan	54,714	57,286	55,001	53,801	53,444
18120 & 18200	Aktiviti perkhidmatan berkaitan percetakan & Penerbitan semula media rakaman	12,714	12,834	12,660	12,101	12,023
192 (19201 & 19202)	Pembuatan produk petroleum bertapis	17,093	17,817	17,719	17,262	17,651
201	Pembuatan kimia asas, baja dan sebatian nitrogen, plastik dan getah sintetik dalam bentuk primer	46,703	47,560	47,789	47,062	47,035
20111	Pembuatan gas perindustrian atau perubatan bukan organik dalam bentuk cecair atau mampat	5,496	5,802	5,578	5,644	5,628
20112 & 20113	Pembuatan kimia organik asas & Pembuatan sebatian bukan organik	18,092	19,633	18,429	18,299	18,579
20121 & 20129	Pembuatan baja & Pembuatan produk campuran nitrogen	9,123	7,649	9,547	8,733	8,678
20131	Pembuatan plastik dalam bentuk primer	11,283	11,413	11,408	11,338	11,143
	Industri lain	2,710	3,063	2,826	3,048	3,008
202 & 203	Pembuatan produk kimia lain dan serat buatan manusia	54,990	57,336	57,439	55,739	55,271
20210	Pembuatan racun perosak dan produk agrokimia lain	4,044	4,030	3,964	3,910	3,845
20221	Pembuatan cat, varnis dan penyadur dan mastik	9,483	9,451	11,223	9,270	9,162
20222	Pembuatan dakwat cetak	4,911	5,659	5,760	5,647	5,660
20231 & 20232	Pembuatan sabun dan bahan pencuci, penyediaan membersih dan mengilat & Pembuatan pewangi dan penyediaan dandanan diri	20,535	21,711	20,420	20,598	20,865
20291 & 20292 & 20299	Pembuatan plat fotografi, filem, sensitized paper dan other sensitized unexposed materials & Pembuatan dakwat menulis dan melukis & Pembuatan produk kimia lain t.t.t.l.	15,564	16,082	15,603	15,853	15,277
	Industri lain	454	402	469	461	461
210	Pembuatan produk farmaseutikal, kimia perubatan dan botani	25,092	27,325	24,800	27,994	28,824
21001	Pembuatan bahan aktif ubat-ubatan untuk digunakan oleh bidang farmakologi dalam pembuatan ubat-ubatan	18,048	19,310	17,686	19,648	20,234
	Industri lain	7,044	8,015	7,114	8,346	8,590
221	Pembuatan produk getah	122,498	122,297	124,905	126,655	125,937
22111	Pembuatan tayar getah untuk kenderaan	7,048	6,618	7,193	7,531	6,534
22112	Pembuatan bunga tayar yang boleh ditukar ganti dan tayar celup	2,209	2,289	2,086	1,995	2,129
22191 & 22193	Pembuatan produk lain daripada getah asli atau sintetik, tidak divulkan, divulkan atau dikeraskan & Pengilangan semula getah dan prosesan susu getah	16,796	17,767	16,690	16,952	17,408
22192	Pembuatan sarung tangan getah	63,232	62,537	65,658	67,914	66,853
22199	Pembuatan produk getah lain yang t.t.t.l.	33,212	33,087	33,278	32,264	33,014
222	Pembuatan produk plastik	153,940	159,013	155,750	156,889	158,506
22201 & 22202	Pembuatan produk plastik separa siap & Pembuatan produk plastik siap	33,803	37,664	35,934	37,667	37,506
22203	Pembuatan artikel plastik untuk pembungkusan barangan	48,456	50,397	48,717	48,901	49,889
22204	Pembuatan barangan plastik jurubina	3,345	3,656	3,605	3,559	3,595
22205	Pembuatan pinggan mangkuk, peralatan dapur dan barangan tandas daripada plastik	12,961	14,177	14,992	15,478	15,608
22209	Pembuatan pelbagai produk plastik t.t.t.l.	55,375	53,120	52,503	51,285	51,908
231 (23101 & 23102 & 23109)	Pembuatan kaca dan produk kaca	18,828	20,948	18,896	20,023	20,561

2023		2022		2023		Group Description/Period
Q4	Q1	Q2	Q3	(Jan. - Nov.)	(Jan. - Nov.)	
68,943	67,728	68,036	68,637	68,632	70,125	Manufacture of products of wood, cork, straw and plaiting materials
38,426	37,446	37,646	38,723	38,577	39,812	Manufacture of veneer sheets and plywood
6,419	6,345	6,563	7,116	6,534	7,005	Manufacture of particle board and fibreboard
10,830	10,642	10,645	9,651	10,249	9,701	Manufacture of builders' carpentry
13,268	13,295	13,181	13,146	13,271	13,608	Other industry
58,658	59,308	57,626	58,587	58,481	59,133	Manufacture of paper and paper products
9,259	9,332	8,473	8,582	9,128	8,693	Manufacture of pulp, paper and paperboard
23,850	23,877	23,353	23,416	23,831	23,660	Manufacture of corrugated paper and paperboard and of containers of paper and paperboard
1,692	1,789	1,769	1,777	1,659	1,782	Manufacture of envelopes and letter-card
10,818	10,723	10,515	11,368	10,850	11,436	Manufacture of household and personal hygiene paper
7,480	7,837	7,792	7,465	7,473	7,496	Manufacture of gummed or adhesive paper in strips or rolls and labels and wall paper
5,559	5,749	5,724	5,979	5,539	6,066	Other industry
70,120	70,319	68,955	68,928	69,835	70,901	Printing, service activities related to printing and reproduction of recorded media
57,286	57,476	56,770	56,789	57,227	58,314	Printing
12,834	12,843	12,185	12,139	12,608	12,587	Service activities related to printing
						Reproduction of recorded media
17,817	18,486	18,149	18,199	17,670	18,453	Manufacture of refined petroleum products
47,560	49,475	48,507	47,094	47,309	47,892	Manufacture of basic chemicals, fertilizer and nitrogen compounds, plastics and synthetic rubber in primary forms
5,802	6,315	6,155	6,192	5,777	6,333	Manufacture of liquefied or compressed inorganic industrial or medical gases
19,633	20,155	19,696	19,050	19,400	19,273	Manufacture of basic organic chemicals
7,649	8,353	7,982	7,227	7,752	7,355	Manufacture of inorganic compounds
11,413	11,428	11,453	11,411	11,323	11,661	Manufacture of fertilizers
3,063	3,226	3,221	3,215	3,058	3,271	Manufacture of associated nitrogen products
57,336	58,105	55,785	55,364	57,081	56,239	Manufacture of other chemical products and man-made fibres
4,030	4,262	4,151	4,419	4,069	4,606	Manufacture of pesticides and other agrochemical products
9,451	9,966	9,644	9,412	9,342	9,557	Manufacture of paints, varnishes and similar coatings ink and mastics
5,659	5,967	5,983	5,883	5,655	5,932	Manufacture of printing ink
21,711	21,322	19,568	19,767	21,656	20,058	Manufacture of soap and detergents, cleaning and polishing preparations
16,082	16,137	16,006	15,588	15,938	15,812	Manufacture of perfumes and toilet preparations
402	451	433	295	421	273	Manufacture of photographic plates, films, sensitized paper and other sensitized unexposed materials
27,325	26,901	27,916	29,297	27,473	28,071	Manufacture of writing and drawing ink
19,310	18,765	19,668	20,535	19,397	19,553	Manufacture of other chemical products n.e.c.
8,015	8,136	8,249	8,762	8,076	8,518	Other industry
122,297	121,509	114,969	118,329	122,375	117,668	Manufacture of pharmaceuticals, medicinal chemical and botanical products
6,618	6,740	7,052	6,731	6,648	6,814	Manufacture of medicinal active substances to be used for their pharmacological properties in the manufacture of medicaments
2,289	2,340	2,279	2,427	2,313	2,665	Other industry
17,767	18,775	19,192	18,619	17,706	18,449	Manufacture of rubber products
62,537	60,077	55,214	57,500	62,825	56,889	Manufacture of rubber tyres for vehicles
33,087	33,577	31,231	33,052	32,883	32,851	Manufacture of interchangeable tyre treads and retreading rubber tyres
159,013	159,633	161,005	163,072	158,891	164,385	Manufacture of other products of natural or synthetic rubber, unvulcanized, vulcanized or hardened
37,664	37,301	38,558	38,510	37,568	38,259	Rubber remilling and latex processing
50,397	50,812	51,215	53,151	50,262	53,175	Manufacture of rubber gloves
3,656	3,699	3,690	3,708	3,636	3,676	Manufacture of other rubber products n.e.c.
14,177	14,782	14,642	14,638	14,470	14,283	Manufacture of plastics products
53,120	53,040	52,901	53,066	52,955	54,992	Manufacture of semi-manufactures of plastic products
20,948	21,026	21,133	21,102	20,841	20,784	Manufacture of finished plastic products
						Manufacture of plastic articles for the packing of goods
						Manufacture of builders' plastics ware
						Manufacture of plastic tableware, kitchenware and toilet articles
						Manufacture of diverse plastic products n.e.c.

Jadual Table **1.5a** : Bilangan Pekerja Bergaji Sektor Pembuatan Mengikut Kumpulan (samb.)
: Number of Paid Employees of Manufacturing Sector by Group (cont.)

Kod Kumpulan Group code	Keterangan Kumpulan/Tempoh	2022									
		Jan.	Feb.	Mac	Apr.	Mei	Jun	Jul.	Ogo.	Sep.	Okt.
162	Pembuatan produk daripada kayu, gabus, jerami dan bahan jalinan lain	67,971	67,654	65,777	65,246	67,791	67,098	66,582	66,604	67,651	67,898
16211	Pembuatan kepingan venier dan papan lapis	37,144	36,803	36,497	36,103	37,850	37,163	36,663	36,583	37,843	38,033
16212	Pembuatan papan partikel dan papan gentian	6,880	6,912	6,874	6,824	6,862	6,857	6,891	6,901	6,678	6,721
16221	Pertukangan kayu untuk jurubina	11,224	11,258	9,992	9,877	10,209	10,226	10,094	10,145	10,050	10,001
	Industri lain	12,723	12,681	12,414	12,443	12,870	12,852	12,934	12,975	13,080	13,143
170	Pembuatan kertas dan produk kertas	56,584	57,016	56,974	56,425	56,563	56,605	56,767	56,700	57,633	58,303
17010	Pembuatan pulpa, kertas dan kertas tebal	8,814	8,720	8,713	8,724	8,720	8,752	8,778	8,679	8,848	9,025
17020	Pembuatan kertas gelugur dan kertas tebal dan bekas daripada kertas dan kertas tebal	22,280	22,635	22,656	22,334	22,447	22,542	22,565	22,766	23,291	23,685
17091	Pembuatan sampul surat dan kad surat	1,746	1,730	1,713	1,675	1,731	1,739	1,736	1,734	1,775	1,762
17092	Pembuatan kertas kegunaan rumah dan pembersih peribadi	11,052	10,972	10,908	10,842	10,709	10,681	10,756	10,746	10,874	10,895
17093	Pembuatan kertas bergam atau pelekat yang berjalur atau bergulung dan label dan kertas dinding	7,232	7,527	7,510	7,426	7,547	7,467	7,448	7,388	7,321	7,358
	Industri lain	5,460	5,431	5,474	5,425	5,409	5,425	5,485	5,388	5,524	5,578
181 & 182	Percetakan, aktiviti perkhidmatan berkaitan percetakan dan penerbitan semula media rakaman	67,482	67,331	67,661	65,412	65,771	65,902	65,724	65,699	65,467	68,259
18110	Percetakan	54,758	54,616	55,001	53,211	53,646	53,801	53,663	53,614	53,444	55,755
18120 & 18200	Aktiviti perkhidmatan berkaitan percetakan & Penerbitan semula media rakaman	12,724	12,715	12,660	12,201	12,125	12,101	12,061	12,085	12,023	12,504
192 (19201 & 19202)	Pembuatan produk petroleum bertapis	17,035	17,282	17,719	17,224	17,268	17,262	17,640	17,686	17,651	17,646
201	Pembuatan kimia asas, baja dan sebatian nitrogen, plastik dan getah sintetik dalam bentuk primer	46,975	47,364	47,789	46,889	47,043	47,062	47,174	47,104	47,035	47,810
20111	Pembuatan gas perindustrian atau perubatan bukan organik dalam bentuk cecair atau mampat	5,652	5,582	5,578	5,578	5,591	5,644	5,657	5,599	5,628	5,773
20112 & 20113	Pembuatan kimia organik asas & Pembuatan sebatian bukan organik	18,105	18,175	18,429	18,299	18,319	18,299	18,506	18,507	18,579	18,891
20121 & 20129	Pembuatan baja & Pembuatan produk campuran nitrogen	9,231	9,576	9,547	8,694	8,731	8,733	8,741	8,766	8,678	8,793
20131	Pembuatan plastik dalam bentuk primer	11,210	11,221	11,408	11,370	11,323	11,338	11,214	11,227	11,143	11,330
	Industri lain	2,777	2,809	2,826	2,947	3,080	3,048	3,057	3,006	3,008	3,022
202 & 203	Pembuatan produk kimia lain dan serat buatan manusia	55,367	54,781	57,439	55,236	55,880	55,739	55,529	55,317	55,271	55,811
20210	Pembuatan racun perosak dan produk agrokimia lain	4,066	3,953	3,964	3,931	3,909	3,910	3,910	3,692	3,845	3,906
20221	Pembuatan cat, varnis dan penyadur dan mastik	9,832	9,510	11,223	9,350	9,297	9,270	9,220	9,160	9,162	9,261
20222	Pembuatan dakwat cetak	4,918	4,911	5,760	5,720	5,738	5,647	5,651	5,651	5,660	5,659
20231 & 20232	Pembuatan sabun dan bahan pencuci, penyediaan membersihkan dan mengilat & Pembuatan pewangi dan penyediaan dandanan diri	20,543	20,381	20,420	19,939	20,719	20,598	20,826	20,845	20,865	21,252
20291 & 20292	Pembuatan plat fotografi, filem, sensitized paper dan other sensitized unexposed materials & Pembuatan dakwat menulis dan melukis	15,544	15,558	15,603	15,831	15,753	15,853	15,458	15,505	15,277	15,273
20299	Pembuatan produk kimia lain t.t.t.l.										
	Industri lain	464	468	469	465	465	461	464	464	461	460
210	Pembuatan produk farmaseutikal, kimia perubatan dan botani	24,691	24,817	24,800	28,001	27,853	27,994	28,379	28,682	28,824	28,855
21001	Pembuatan bahan aktif ubat-ubatan untuk digunakan oleh bidang farmakologi dalam pembuatan ubat-ubatan	17,532	17,718	17,686	19,720	19,615	19,648	20,019	20,244	20,234	20,454
	Industri lain	7,159	7,099	7,114	8,281	8,238	8,346	8,360	8,438	8,590	8,401
221	Pembuatan produk getah	125,135	124,663	124,905	130,436	129,975	126,655	125,708	125,716	125,937	124,115
22111	Pembuatan tayar getah untuk kenderaan	7,166	7,228	7,193	7,702	7,714	7,531	6,593	6,545	6,534	6,557
22112	Pembuatan bunga tayar yang boleh ditukar ganti dan tayar celup	2,218	2,129	2,086	2,189	2,118	1,995	1,995	2,072	2,129	2,155
22191 & 22193	Pembuatan produk lain daripada getah asli atau sintetik, tidak divulkan, divulkan atau dikeraskan & Pengilangan semula getah dan prosesan susu getah	16,928	16,741	16,690	17,530	17,379	16,952	17,239	17,441	17,408	17,337
22192	Pembuatan sarung tangan getah	65,383	64,940	65,658	68,626	68,438	67,914	67,263	66,739	66,853	65,171
22199	Pembuatan produk getah lain yang t.t.t.l.	33,441	33,625	33,278	34,389	34,327	32,264	32,618	32,920	33,014	32,894
222	Pembuatan produk plastik	152,343	151,129	155,750	157,536	156,895	156,889	158,191	158,320	158,506	158,013
22201 & 22202	Pembuatan produk plastik separa siap & Pembuatan produk plastik siap	33,435	33,192	35,934	37,138	36,993	37,667	37,812	37,666	37,506	37,315
22203	Pembuatan artikel plastik untuk pembungkusan barangan	47,719	47,285	48,717	49,077	48,773	48,901	49,093	49,392	49,889	50,348
22204	Pembuatan barangan plastik jurubina	3,375	3,357	3,605	3,626	3,569	3,559	3,578	3,561	3,595	3,685
22205	Pembuatan pinggan mangkuk, peralatan dapur dan barangan tandas daripada plastik	14,888	14,887	14,992	15,369	15,439	15,478	15,588	15,527	15,608	14,724
22209	Pembuatan pelbagai produk plastik t.t.t.l.	52,926	52,408	52,503	52,326	52,120	51,285	52,120	52,173	51,908	51,942
231 (23101 & 23102 & 23109)	Pembuatan kaca dan produk kaca	19,062	18,882	18,896	18,857	20,021	20,023	20,316	20,723	20,561	20,444

2023													Group Description/Period
Nov.	Dis.	Jan.	Feb.	Mac	Apr.	Mei	Jun	Jul.	Ogo.	Sep.	Okt.	Nov.	
68,632	68,943	68,848	69,504	67,728	67,540	68,991	68,036	68,079	68,083	68,637	69,247	70,125	Manufacture of products of wood, cork, straw and plaiting materials
38,577	38,426	38,035	38,412	37,446	37,071	38,304	37,646	38,239	37,873	38,723	39,065	39,812	Manufacture of veneer sheets and plywood
6,534	6,419	6,275	6,387	6,345	6,261	6,553	6,563	6,555	7,458	7,116	7,092	7,005	Manufacture of particle board and fibreboard
10,249	10,830	10,966	11,134	10,642	10,772	10,752	10,645	10,417	9,814	9,651	9,703	9,701	Manufacture of builders' carpentry
13,271	13,268	13,572	13,571	13,295	13,435	13,383	13,181	12,868	12,938	13,146	13,386	13,608	Other industry
58,481	58,658	58,843	59,436	59,308	58,624	57,792	57,626	57,112	57,618	58,587	59,353	59,133	Manufacture of paper and paper products
9,128	9,259	9,269	9,407	9,332	9,352	8,476	8,473	8,462	8,641	8,582	8,701	8,693	Manufacture of pulp, paper and paperboard
23,831	23,850	23,728	23,899	23,877	23,294	23,345	23,353	23,039	22,862	23,416	23,682	23,660	Manufacture of corrugated paper and paperboard and of containers of paper and paperboard
1,659	1,692	1,745	1,798	1,789	1,760	1,785	1,769	1,776	1,766	1,777	1,785	1,782	Manufacture of envelopes and letter-card
10,850	10,818	10,909	10,821	10,723	10,671	10,669	10,515	10,347	11,002	11,368	11,526	11,436	Manufacture of household and personal hygiene
7,473	7,480	7,507	7,821	7,837	7,850	7,795	7,792	7,753	7,519	7,465	7,557	7,496	Manufacture of gummed or adhesive paper in strips or rolls and labels and wall paper
5,539	5,559	5,686	5,691	5,749	5,696	5,722	5,724	5,735	5,827	5,979	6,103	6,066	Other industry
69,835	70,120	70,262	69,878	70,319	69,596	70,361	68,955	68,890	69,227	68,928	70,157	70,901	Printing, service activities related to printing and reproduction of recorded media
57,227	57,286	57,387	56,975	57,476	57,255	58,072	56,770	56,668	56,882	56,789	57,508	58,314	Printing
12,608	12,834	12,875	12,904	12,843	12,341	12,289	12,185	12,222	12,345	12,139	12,648	12,587	Service activities related to printing
													Reproduction of recorded media
17,670	17,817	17,783	17,989	18,486	18,239	18,209	18,149	18,202	18,349	18,199	18,408	18,453	Manufacture of refined petroleum products
47,309	47,560	48,311	48,844	49,475	47,928	48,292	48,507	46,679	47,278	47,094	47,911	47,892	Manufacture of basic chemicals, fertilizer and nitrogen compounds, plastics and synthetic
5,777	5,802	5,975	5,984	6,315	5,952	6,194	6,155	6,137	6,148	6,192	6,316	6,333	Manufacture of liquefied or compressed inorganic industrial or medical gases
19,400	19,633	19,708	19,928	20,155	19,439	19,501	19,696	18,836	19,059	19,050	19,429	19,273	Manufacture of basic organic chemicals
7,752	7,649	7,916	8,244	8,353	7,938	7,973	7,982	7,379	7,413	7,227	7,293	7,355	Manufacture of inorganic compounds
11,323	11,413	11,569	11,465	11,428	11,404	11,384	11,453	11,248	11,482	11,411	11,580	11,661	Manufacture of fertilizers
3,058	3,063	3,145	3,224	3,226	3,194	3,240	3,221	3,078	3,176	3,215	3,292	3,271	Manufacture of associated nitrogen products
													Manufacture of plastics in primary forms
57,081	57,336	57,338	57,121	58,105	56,863	56,332	55,785	56,305	56,092	55,364	55,918	56,239	Manufacture of other chemical products and man-made fibres
4,069	4,030	4,115	4,189	4,262	4,214	4,231	4,151	4,156	4,320	4,419	4,609	4,606	Manufacture of pesticides and other agrochemical
9,342	9,451	9,842	9,396	9,966	9,650	9,670	9,644	9,598	9,563	9,412	9,528	9,557	Manufacture of paints, varnishes and similar
5,655	5,659	5,739	5,736	5,967	5,971	5,975	5,983	6,025	5,962	5,883	5,914	5,932	Manufacture of printing ink
21,656	21,711	21,059	21,265	21,322	20,555	19,912	19,568	20,034	20,119	19,767	19,969	20,058	Manufacture of soap and detergents, cleaning and polishing preparations
15,938	16,082	16,188	16,102	16,137	16,027	16,098	16,006	16,062	15,805	15,588	15,625	15,812	Manufacture of perfumes and toilet preparations
													Manufacture of photographic plates, films, sensitized paper and other sensitized unexposed materials
421	402	395	434	451	447	446	433	430	323	295	273	273	Manufacture of writing and drawing ink
													Manufacture of other chemical products n.e.c.
27,473	27,325	26,805	26,916	26,901	28,360	28,019	27,916	28,446	29,157	29,297	29,415	28,071	Manufacture of pharmaceuticals, medicinal chemical and botanical products
19,397	19,310	18,672	18,728	18,765	20,391	19,831	19,668	19,899	20,519	20,535	20,611	19,553	Manufacture of medicinal active substances to be used for their pharmacological properties in the manufacture of medicaments
8,076	8,015	8,133	8,188	8,136	7,969	8,188	8,249	8,547	8,637	8,762	8,803	8,518	Other industry
122,375	122,297	120,492	120,806	121,509	120,578	118,693	114,969	115,215	117,851	118,329	118,150	117,668	Manufacture of rubber products
6,648	6,618	6,645	6,712	6,740	7,232	7,218	7,052	7,490	6,723	6,731	6,708	6,814	Manufacture of rubber tyres for vehicles
2,313	2,289	2,296	2,357	2,340	2,330	2,310	2,279	2,301	2,360	2,427	2,473	2,665	Manufacture of interchangeable tyre treads and retreading rubber tyres
17,706	17,767	18,150	18,698	18,775	19,171	19,237	19,192	19,928	18,948	18,619	18,505	18,449	Manufacture of other products of natural or synthetic rubber, unvulcanized, vulcanized or hardened
62,825	62,537	59,760	59,343	60,077	58,520	57,283	55,214	54,281	57,140	57,500	57,279	56,889	Rubber remilling and latex processing
32,883	33,087	33,641	33,697	33,577	33,325	32,645	31,231	31,215	32,679	33,052	33,184	32,851	Manufacture of rubber gloves
158,891	159,013	159,500	159,940	159,633	161,351	161,657	161,005	164,502	162,784	163,072	163,099	164,385	Manufacture of plastics products
37,568	37,664	37,595	37,674	37,301	38,878	39,037	38,558	38,435	38,464	38,510	38,449	38,259	Manufacture of semi-manufactures of plastic products
50,262	50,397	50,487	51,005	50,812	51,237	51,260	51,215	52,383	52,408	53,151	53,247	53,175	Manufacture of finished plastic products
3,636	3,656	3,703	3,713	3,699	3,680	3,701	3,690	3,675	3,665	3,708	3,728	3,676	Manufacture of plastic articles for the packing of goods
14,470	14,177	14,472	14,668	14,782	14,621	14,704	14,642	14,102	14,978	14,638	14,344	14,283	Manufacture of builders' plastics ware
52,955	53,120	53,244	52,879	53,040	52,935	52,954	52,901	55,907	53,269	53,066	53,331	54,992	Manufacture of plastic tableware, kitchenware and toilet articles
													Manufacture of diverse plastic products n.e.c.
20,841	20,948	21,005	21,062	21,026	21,032	21,266	21,133	20,225	21,028	21,102	20,841	20,784	Manufacture of glass and glass products

Jadual Table **1.5a** : Bilangan Pekerja Bergaji Sektor Pembuatan Mengikut Kumpulan
 : Number of Paid Employees of Manufacturing Sector by Group

Kod Kumpulan Group code	Keterangan Kumpulan/Tempoh	2021	2022	2022		
				Q1	Q2	Q3
239	Pembuatan pengeluaran galian bukan logam t.t.t.l.	86,772	86,356	86,285	86,241	86,614
23911	Pembuatan mortar refraktori dan konkrit					
&						
23921	Pembuatan seramik bukan refraktori	11,409	10,661	10,613	10,488	10,305
23930	Pembuatan produk porselin dan seramik lain	5,100	5,248	5,067	5,122	5,284
23941	Pembuatan simen hidraulik	7,667	7,303	7,659	7,902	7,036
23951	Pembuatan konkrit dan mortar siap bancuh dan bancuhan kering	16,004	16,685	15,409	15,914	16,550
23952	Pembuatan konkrit pratuangan, simen atau artikel batu buatan yang digunakan dalam pembinaan;					
&						
23953	Pembuatan komponen struktur pasang siap untuk bangunan atau kejuruteraan awam dari simen, batu atau konkrit buatan	30,295	30,016	30,601	29,880	30,296
&	Pembuatan artikel konkrit, simen dan plaster lain t.t.t.l.					
23959						
23990	Pembuatan produk mineral bukan logam lain t.t.t.l.	8,590	8,662	8,994	8,779	8,833
	Industri lain	7,707	7,782	7,941	8,157	8,310
241 (24101 & 24102 & 24103 & 24104 & 24109)	Pembuatan besi dan keluli asas	54,326	54,534	53,134	53,724	53,779
242 (24201 & 24202 & 24209)	Pembuatan logam asas berharga dan logam bukan ferus lain	41,977	42,642	43,474	42,105	42,633
243	Pengacuan logam	14,773	14,362	15,641	14,579	14,642
251 & 252	Pembuatan produk struktur logam, tangki, takungan, penjana wap, senjata dan peluru	59,684	60,158	59,909	58,461	58,655
25113	Pembuatan pintu, tingkap dan bingkai, penutup tingkap dan & pintu pagar daripada logam	40,418	40,355	40,766	39,197	38,843
25119	Pembuatan produk struktur logam lain					
25120	Pembuatan tangki, takungan dan kontena daripada logam	10,948	11,447	10,865	10,928	11,574
	Industri lain	8,319	8,357	8,277	8,337	8,237
259	Pembuatan lain-lain produk yang direka daripada logam; aktiviti perkhidmatan kerja logam	96,998	99,084	99,149	96,926	98,005
25910	Tempaan, tekanan, hentakan dan bentuk gelekkan logam; serbuk metalurgi	21,823	22,151	21,931	22,023	22,744
25920	Rawatan dan penyalutan logam; menggunakan mesin	12,158	12,860	13,179	12,179	12,460
25991	Pembuatan tin untuk produk makanan dan minuman, tiub dan kotak boleh dilipat	7,800	7,655	7,758	7,672	7,651
25992	Pembuatan kabel, plaited bands (jalur/pita berpintal) dan artikel seumpamanya daripada logam	19,308	19,365	19,158	18,901	19,031
&						
25993	Pembuatan bolt, skru, nat dan produk uliran seumpamanya					
25994	Pembuatan barangan rumah daripada logam	3,194	3,168	3,315	3,188	3,027
25999	Pembuatan produk lain yang direka daripada logam t.t.t.l.	22,227	23,427	22,990	22,358	22,397
	Industri lain	10,488	10,458	10,817	10,606	10,694
261	Pembuatan komponen dan papan elektronik	218,374	234,460	221,659	226,483	231,236
26101	Pembuatan diod, transistor dan alatan semikonduktor yang seumpamanya	119,761	127,805	121,453	124,849	127,593
&						
26102	Pembuatan litar elektronik bersepadu dengan pemasangan mikro					
26103	Pembuatan kapasitor dan perintang elektrik					
&						
26104	Pembuatan papan litar bercetak	84,490	92,370	85,967	87,023	89,380
&						
26105	Pembuatan komponen paparan					
26109	Pembuatan komponen lain untuk aplikasi elektronik	14,124	14,285	14,240	14,612	14,263
262 (26201 & 26202)	Pembuatan komputer dan kelengkapan peranti	65,839	69,667	66,588	67,693	68,367
263/ 26300	Pembuatan peralatan komunikasi	24,324	26,230	24,324	25,314	26,196
264/ 26400	Pembuatan peralatan elektronik pengguna	33,782	35,099	33,826	35,326	35,695
265	Pembuatan kelengkapan mengukur, menguji, memandu arah dan kawalan; jam tangan dan jam	29,332	31,734	29,638	29,895	30,947
26511	Pembuatan kelengkapan mengukur, menguji, memandu arah dan kawalan	22,605	24,604	22,640	22,845	23,808
&						
26512	Pembuatan kelengkapan kawalan proses perindustrian					
26520	Pembuatan jam tangan dan jam dan bahagiannya	6,727	7,131	6,998	7,049	7,139
266/ 26600	Pembuatan peralatan penyinaran, perubatan elektro dan elektroterapeutik	12,927	13,120	12,827	12,938	13,139

2023		2022		2023		Group Description/Period
Q4	Q1	Q2	Q3	(Jan. - Nov.)	(Jan. - Nov.)	
86,356	84,597	86,275	88,467	86,667	88,875	Manufacture of non-metallic mineral products n.e.c. Manufacture of refractory mortars and concretes
10,661	9,930	9,940	9,890	10,732	9,811	Manufacture of non-refractory ceramic
5,248	4,429	4,517	4,532	5,240	4,525	Manufacture of other porcelain and ceramic products
7,303	7,152	7,117	7,085	7,344	7,381	Manufacture of hydraulic cement
16,685	15,664	15,793	16,840	16,883	17,103	Manufacture of ready-mix and dry-mix concrete and mortars
						Manufacture of precast concrete, cement or artificial stone articles for use in construction
30,016	30,811	31,744	31,841	29,939	31,422	Manufacture of prefabricated structural components for building or civil engineering of cement, concrete or artificial stone
						Manufacture of other articles of concrete, cement and plaster n.e.c.
8,662	8,532	8,805	9,416	8,624	9,737	Manufacture of other non-metallic mineral products n.e.c.
7,782	8,081	8,360	8,864	7,905	8,897	Other industry
54,534	54,032	54,571	56,411	54,524	57,281	Manufacture of basic iron and steel
42,642	43,283	41,983	40,579	42,523	40,093	Manufacture of basic precious and other non-ferrous metals
14,362	15,271	14,598	14,907	14,411	14,632	Casting of metals
60,158	60,572	59,198	59,930	58,615	59,598	Manufacture of structural metal products, tanks, reservoirs , steam generators , weapons and ammunition
40,355	40,398	39,265	41,170	38,764	40,657	Manufacture of metal doors, windows and their frames, shutters and gates Manufacture of other structural metal products
11,447	11,540	11,296	10,565	11,534	10,643	Manufacture of tanks, reservoirs and containers of metal
8,357	8,633	8,637	8,194	8,318	8,299	Other industry
99,084	101,196	99,035	103,148	98,098	103,038	Manufacture of other fabricated metal products; metal working service activities
22,151	21,696	20,746	22,294	22,122	22,099	Forging, pressing, stamping and roll-forming of metal; powder metallurgy
12,860	13,812	13,007	11,600	12,519	11,630	Treatment and coating of metals; machining
7,655	7,797	7,547	8,223	7,693	8,129	Manufacture of tins and cans for food products, collapsible tubes and boxes
						Manufacture of metal cable, plaited bands and similar articles
19,365	19,498	19,500	20,294	19,405	20,164	Manufacture of bolts, screws, nuts and similar threaded products
3,168	3,374	3,354	3,383	3,178	3,619	Manufacture of metal household articles
23,427	23,789	23,520	24,658	22,712	24,606	Manufacture of any other fabricated metal products n.e.c.
10,458	11,228	11,362	12,696	10,469	12,790	Other industry
234,460	236,008	242,587	242,230	232,722	239,917	Manufacture of electronic components and boards
127,805	127,630	130,000	130,403	126,922	129,655	Manufacture of diodes, transistors and similar semiconductor devices Manufacture of electronic integrated circuits micro assemblies
						Manufacture of electrical capacitors and resistors
92,370	94,113	97,567	96,888	91,413	95,515	Manufacture of printed circuit boards Manufacture of display components
14,285	14,265	15,021	14,939	14,388	14,747	Manufacture of other components for electronic applications
69,667	66,793	66,941	66,748	70,189	67,609	Manufacture of computers and peripheral equipment
26,230	25,929	26,504	26,052	26,072	26,371	Manufacture of communication equipment
35,099	34,130	34,337	37,718	35,379	36,514	Manufacture of consumer electronics
31,734	32,146	32,143	31,578	31,633	31,655	Manufacture of measuring, testing, navigating and control equipment; watches and clocks
24,604	24,911	25,311	24,547	24,534	24,599	Manufacture of measuring, testing, navigating and control equipment Manufacture of industrial process control equipment
7,131	7,236	6,832	7,031	7,099	7,056	Manufacture of watches and clocks and parts
13,120	13,055	13,114	12,862	13,176	12,725	Manufacture of irradiation, electromedical and electrotherapeutic equipment

Jadual Table **1.5a** : Bilangan Pekerja Bergaji Sektor Pembuatan Mengikut Kumpulan (samb.)
: Number of Paid Employees of Manufacturing Sector by Group (cont.)

Kod Kumpulan Group code	Keterangan Kumpulan/Tempoh	2022									
		Jan.	Feb.	Mac	Apr.	Mei	Jun	Jul.	Ogo.	Sep.	Okt.
239	Pembuatan pengeluaran galian bukan logam t.t.t.l.	87,601	86,032	86,285	86,714	86,045	86,241	86,684	86,089	86,614	86,623
23911	Pembuatan mortar refraktori dan konkrit										
&											
23921	Pembuatan seramik bukan refraktori	10,694	10,459	10,613	10,507	10,476	10,488	10,482	10,418	10,305	10,352
23930	Pembuatan produk porselin dan seramik lain	5,190	5,132	5,067	5,030	5,101	5,122	5,245	5,272	5,284	5,277
23941	Pembuatan simen hidraulik	7,687	7,697	7,659	7,888	7,915	7,902	7,918	6,905	7,036	7,043
23951	Pembuatan konkrit dan mortar siap bancuh dan bancuhan kering	16,143	15,368	15,409	16,087	15,880	15,914	15,865	16,317	16,550	16,585
23952	Pembuatan konkrit pratuangan, simen atau artikel batu buatan yang digunakan dalam pembinaan;										
&											
23953	Pembuatan komponen struktur pasang siap untuk bangunan atau kejuruteraan awam dari simen, batu atau konkrit buatan	30,821	30,287	30,601	30,102	29,809	29,880	30,237	30,084	30,296	30,466
&	Pembuatan artikel konkrit, simen dan plaster lain t.t.t.l.										
23959											
23990	Pembuatan produk mineral bukan logam lain t.t.t.l.	8,927	9,021	8,994	8,949	8,773	8,779	8,814	8,792	8,833	8,596
	Industri lain	8,139	8,067	7,941	8,150	8,090	8,157	8,123	8,301	8,310	8,305
241 (24101 & 24102 & 24103 & 24104 & 24109)	Pembuatan besi dan keluli asas	54,006	52,709	53,134	53,358	53,314	53,724	53,707	53,646	53,779	54,665
242 (24201 & 24202 & 24209)	Pembuatan logam asas berharga dan logam bukan ferus lain	42,550	43,684	43,474	43,758	43,254	42,105	42,521	42,554	42,633	42,565
243	Pengacuan logam	15,364	15,691	15,641	14,651	14,485	14,579	14,664	14,580	14,642	14,763
251 & 252	Pembuatan produk struktur logam, tangki, takungan, penjana wap, senjata dan peluru	59,751	59,357	59,909	59,372	59,608	58,461	58,305	58,501	58,655	58,569
25113	Pembuatan pintu, tingkap dan bingkai, penutup tingkap dan										
&	pintu pagar daripada logam										
25119	Pembuatan produk struktur logam lain	40,558	40,308	40,766	40,145	40,337	39,197	38,893	38,804	38,843	38,649
25120	Pembuatan tangki, takungan dan kontena daripada logam	10,864	10,907	10,865	10,975	11,013	10,928	11,029	11,182	11,574	11,564
	Industri lain	8,330	8,142	8,277	8,252	8,258	8,337	8,383	8,515	8,237	8,356
259	Pembuatan lain-lain produk yang direka daripada logam; aktiviti perkhidmatan kerja logam	97,460	97,873	99,149	97,668	97,373	96,926	96,892	97,243	98,005	97,929
25910	Tempaan, tekanan, hentakan dan bentuk gelekkan logam; serbuk metalurgi	22,053	22,104	21,931	21,897	22,087	22,023	21,806	22,305	22,744	22,490
25920	Rawatan dan penyalutan logam; menggunakan mesin	12,243	12,636	13,179	12,435	12,331	12,179	12,415	12,344	12,460	12,682
25991	Pembuatan tin untuk produk makanan dan minuman, tiub dan kotak boleh dilipat	7,949	7,881	7,758	7,842	7,624	7,672	7,724	7,759	7,651	7,595
25992	Pembuatan kabel, plaited bands (jalur/pita berpintal) dan artikel seumpamanya daripada logam	19,189	19,230	19,158	18,932	18,881	18,901	18,945	19,007	19,031	19,135
&											
25993	Pembuatan bolt, skru, nat dan produk uliran seumpamanya	3,174	3,202	3,315	3,213	3,258	3,188	3,008	3,029	3,027	3,023
25994	Pembuatan barangan rumah daripada logam	22,348	22,213	22,990	22,578	22,538	22,358	22,278	22,186	22,397	22,394
25999	Pembuatan produk lain yang direka daripada logam t.t.t.l.	10,504	10,607	10,817	10,771	10,655	10,606	10,716	10,614	10,694	10,610
	Industri lain										
261	Pembuatan komponen dan papan elektronik	217,493	219,452	221,659	223,410	223,914	226,483	227,591	229,495	231,236	230,820
26101	Pembuatan diod, transistor dan alatan semikonduktor yang seumpamanya	118,738	119,920	121,453	123,132	123,368	124,849	125,551	127,253	127,593	127,100
&											
26102	Pembuatan litar elektronik bersepadu dengan pemasangan mikro	84,511	85,312	85,967	85,852	85,870	87,023	87,549	87,851	89,380	89,568
26103	Pembuatan kapasitor dan perintang elektrik										
&											
26104	Pembuatan papan litar bercetak	14,244	14,220	14,240	14,426	14,676	14,612	14,491	14,391	14,263	14,152
&											
26105	Pembuatan komponen paparan										
26109	Pembuatan komponen lain untuk aplikasi elektronik										
262 (26201 & 26202)	Pembuatan komputer dan kelengkapan peranti	66,148	66,213	66,588	66,284	67,298	67,693	67,694	68,390	68,367	67,995
263/ 26300	Pembuatan peralatan komunikasi	24,003	24,284	24,324	24,524	24,928	25,314	25,435	25,770	26,196	26,094
264/ 26400	Pembuatan peralatan elektronik pengguna	34,126	33,941	33,826	34,526	34,949	35,326	35,808	37,486	35,695	35,631
265	Pembuatan kelengkapan mengukur, menguji, memandu arah dan kawalan; jam tangan dan jam	29,553	29,454	29,638	29,550	29,537	29,895	30,282	30,749	30,947	31,136
26511	Pembuatan kelengkapan mengukur, menguji, memandu arah dan kawalan	22,822	22,666	22,640	22,651	22,611	22,845	23,211	23,624	23,808	24,010
&											
26512	Pembuatan kelengkapan kawalan proses perindustrian	6,731	6,787	6,998	6,899	6,926	7,049	7,070	7,125	7,139	7,126
26520	Pembuatan jam tangan dan jam dan bahagiannya										
266/ 26600	Pembuatan peralatan penyinaran, perubatan elektro dan elektroterapeutik	12,854	12,808	12,827	12,714	12,827	12,938	13,008	13,136	13,139	13,185

2023													Group Description/Period
Nov.	Dis.	Jan.	Feb.	Mac	Apr.	Mei	Jun	Jul.	Ogo.	Sep.	Okt.	Nov.	
86,667	86,356	86,764	84,734	84,597	85,017	85,642	86,275	87,570	87,684	88,467	88,180	88,875	Manufacture of non-metallic mineral products Manufacture of refractory mortars and concretes
10,732	10,661	10,126	9,968	9,930	9,889	9,837	9,940	9,711	9,972	9,890	9,748	9,811	Manufacture of non-refractory ceramic
5,240	5,248	5,261	4,449	4,429	4,384	4,534	4,517	4,584	4,685	4,532	4,480	4,525	Manufacture of other porcelain and ceramic
7,344	7,303	7,410	7,413	7,152	7,130	7,145	7,117	7,381	7,000	7,085	7,074	7,381	Manufacture of hydraulic cement
16,883	16,685	16,853	15,890	15,664	15,652	15,833	15,793	16,281	16,315	16,840	16,709	17,103	Manufacture of ready-mix and dry-mix concrete and mortars
													Manufacture of precast concrete, cement or artificial stone articles for use in construction
29,939	30,016	30,459	30,305	30,811	31,153	31,352	31,744	31,840	31,738	31,841	31,686	31,422	Manufacture of prefabricated structural components for building or civil engineering of cement, concrete or artificial stone
8,624	8,662	8,558	8,621	8,532	8,618	8,764	8,805	9,307	9,146	9,416	9,664	9,737	Manufacture of other articles of concrete, cement
7,905	7,782	8,097	8,088	8,081	8,189	8,177	8,360	8,466	8,828	8,864	8,819	8,897	Manufacture of other non-metallic mineral products Other industry
54,524	54,534	54,998	53,259	54,032	54,039	54,449	54,571	54,393	55,204	56,411	57,038	57,281	Manufacture of basic iron and steel
42,523	42,642	42,836	43,852	43,283	43,049	42,949	41,983	42,129	40,837	40,579	40,711	40,093	Manufacture of basic precious and other non-ferrous metals
14,411	14,362	14,866	15,369	15,271	14,889	14,682	14,598	14,579	14,899	14,907	15,056	14,632	Casting of metals
58,615	60,158	59,926	60,142	60,572	59,650	60,307	59,198	59,123	60,012	59,930	59,600	59,598	Manufacture of structural metal products, tanks, reservoirs, steam generators, weapons and ammunition
38,764	40,355	40,023	40,175	40,398	39,796	40,239	39,265	39,519	41,711	41,170	40,883	40,657	Manufacture of metal doors, windows and their frames, shutters and gates
11,534	11,447	11,429	11,507	11,540	11,227	11,368	11,296	11,205	10,141	10,565	10,450	10,643	Manufacture of tanks, reservoirs and containers of metal
8,318	8,357	8,474	8,460	8,633	8,626	8,700	8,637	8,400	8,159	8,194	8,267	8,299	Other industry
98,098	99,084	100,149	101,147	101,196	99,821	99,997	99,035	99,938	101,819	103,148	103,362	103,038	Manufacture of other fabricated metal products; metal working service activities
22,122	22,151	22,317	21,794	21,696	21,086	21,096	20,746	21,395	22,121	22,294	22,304	22,099	Forging, pressing, stamping and roll-forming of metal; powder metallurgy
12,519	12,860	12,990	13,420	13,812	13,194	13,133	13,007	12,885	11,668	11,600	11,719	11,630	Treatment and coating of metals; machining
7,693	7,655	7,925	7,926	7,797	7,461	7,478	7,547	7,631	8,282	8,223	8,265	8,129	Manufacture of tins and cans for food products, collapsible tubes and boxes
19,405	19,365	19,603	19,804	19,498	19,600	19,649	19,500	19,839	19,803	20,294	20,262	20,164	Manufacture of metal cable, plaited bands and similar articles
3,178	3,168	3,224	3,222	3,374	3,420	3,399	3,354	3,352	3,325	3,383	3,433	3,619	Manufacture of bolts, screws, nuts and similar threaded products
22,712	23,427	23,533	24,024	23,789	23,792	23,865	23,520	23,414	24,327	24,658	24,744	24,606	Manufacture of any other fabricated metal products n.e.c.
10,469	10,458	10,557	10,956	11,228	11,269	11,378	11,362	11,421	12,294	12,696	12,636	12,790	Other industry
232,722	234,460	232,601	235,331	236,008	240,519	242,132	242,587	236,704	239,866	242,230	241,440	239,917	Manufacture of electronic components and semiconductor devices
126,922	127,805	125,741	127,188	127,630	132,595	130,700	130,000	127,640	130,145	130,403	130,169	129,655	Manufacture of electronic integrated circuits micro assemblies
													Manufacture of electrical capacitors and resistors
91,413	92,370	92,577	93,866	94,113	93,703	96,536	97,567	94,153	94,885	96,888	96,419	95,515	Manufacture of printed circuit boards
													Manufacture of display components
14,388	14,285	14,283	14,277	14,265	14,221	14,897	15,021	14,911	14,836	14,939	14,852	14,747	Manufacture of other components for electronic applications
70,189	69,667	66,447	66,566	66,793	66,430	67,101	66,941	66,536	65,347	66,748	66,616	67,609	Manufacture of computers and peripheral equipment
26,072	26,230	26,067	25,910	25,929	26,167	26,399	26,504	24,800	25,823	26,052	26,415	26,371	Manufacture of communication equipment
35,379	35,099	34,397	34,161	34,130	33,564	34,215	34,337	33,943	35,963	37,718	37,026	36,514	Manufacture of consumer electronics
31,633	31,734	31,749	32,153	32,146	32,093	32,335	32,143	31,626	30,844	31,578	31,500	31,655	Manufacture of measuring, testing, navigating and control equipment; watches and clocks
24,534	24,604	24,687	25,020	24,911	24,945	25,343	25,311	24,810	24,097	24,547	24,486	24,599	Manufacture of measuring, testing, navigating and control equipment
7,099	7,131	7,062	7,133	7,236	7,148	6,991	6,832	6,816	6,747	7,031	7,013	7,056	Manufacture of industrial process control
													Manufacture of watches and clocks and parts
13,176	13,120	13,142	13,004	13,055	12,999	13,097	13,114	11,988	12,457	12,862	12,773	12,725	Manufacture of irradiation, electromedical and electrotherapeutic equipment

Jadual
Table **1.5a** : Bilangan Pekerja Bergaji Sektor Pembuatan Mengikut Kumpulan
: Number of Paid Employees of Manufacturing Sector by Group

Kod Kumpulan Group code	Keterangan Kumpulan/Tempoh	2021	2022	2022		
				Q1	Q2	Q3
267 (26701 & 26702) & 268 (26800)	Pembuatan peralatan optikal, kelengkapan fotografi, media magnetik dan optikal	5,900	5,818	5,643	5,936	5,999
271	Pembuatan motor elektrik, penjana, transformer dan perkakasan pengagihan dan pengawalan elektrik	43,287	44,502	43,237	42,382	44,414
	27101 Pembuatan motor elektrik, penjana dan transformer	19,041	18,608	19,128	18,606	18,852
	27102 Pembuatan perkakasan pengagihan dan pengawalan elektrik	24,245	25,894	24,109	23,776	25,562
272/ 27200	Pembuatan bateri dan akumulator	8,019	8,687	8,489	8,318	8,849
273	Pembuatan pendawaian dan peranti pendawaian	24,181	24,074	23,924	24,331	24,275
	27310 Pembuatan kabel gentian optikal	887	926	937	966	1,026
	27320 Pembuatan wayar dan kabel elektronik dan elektrik lain	21,561	21,825	21,213	21,614	21,499
	27330 Pembuatan alatan pendawaian pembawa dan bukan pembawa arus untuk litar elektrik (tanpa mengira jenis bahan)	1,733	1,323	1,774	1,751	1,750
274/ 27400	Pembuatan kelengkapan pencahayaan elektrik	3,692	3,656	3,642	3,790	4,043
275/ 27500	Pembuatan perkakasan domestik	15,318	14,844	15,787	15,552	14,968
279/ 27900	Pembuatan kelengkapan elektrik lain	7,583	7,818	7,727	7,812	7,686
281 & 282	Pembuatan jentera kegunaan umum dan kegunaan khas	92,969	96,289	93,591	96,289	95,616
	28120 Pembuatan alat-alat kuasa bendalir &					
	28130 Pembuatan pam, pemampat, kepala paip dan injap lain	7,625	7,548	7,756	7,565	7,475
	28180 & Pembuatan alatan tangan yang menggunakan kuasa dilengkapkan dengan motor elektrik atau bukan motor elektrik atau pneumatik	22,560	22,093	22,721	22,846	22,359
	28220 Pembuatan jentera pembentukan logam dan alatan mesin					
	28192 Pembuatan mesin penyaman udara, termasuk untuk kenderaan bermotor	8,760	10,104	9,434	9,295	9,670
	28290 Pembuatan lain-lain mesin bertujuan khas t.t.t.l. Industri lain	9,574 44,450	9,303 47,242	9,900 43,781	9,860 46,723	9,283 46,829
291 (29101 & 29102)	Pembuatan kenderaan bermotor	24,246	25,340	24,441	24,590	25,233
292/ 29200	Pembuatan kerangka (<i>coachwork</i>) untuk kenderaan bermotor; pembuatan treler dan semi treler	6,504	7,336	6,672	6,905	7,078
293/ 29300	Pembuatan alat ganti dan aksesori untuk kenderaan bermotor	53,048	54,158	53,903	54,279	54,005
301 (30110 & 30120)	Pembinaan kapal dan bot	12,847	13,936	13,252	13,269	13,692
302, 303, 304 & 309	Pembuatan lokomotif keretapi, <i>rolling stock</i> , kapal angkasa dan udara, jentera berkaitan, kenderaan tempur ketenteraan, dan kelengkapan pengangkutan t.t.t.l.	28,749	29,491	30,075	29,704	30,033
	30910 Pembuatan motosikal	11,399	11,782	11,960	11,574	11,822
	30920 Pembuatan basikal dan <i>invalid carriages</i> Industri lain	3,222 14,129	3,464 14,244	3,428 14,688	3,554 14,577	3,567 14,644
310	Pembuatan perabot	76,839	77,294	78,959	79,824	78,998
	31001 Pembuatan perabot kayu dan rotan Industri lain	58,845 17,994	59,201 18,092	60,777 18,182	61,735 18,088	60,915 18,083
321 (32110 & 32120)	Pembuatan barang kemas, <i>bijouterie</i> dan artikel berkaitan	5,401	5,577	5,335	5,278	5,375
322, 325 & 329	Pembuatan instrumen muzik, peralatan dan bekalan perubatan dan pergigian dan pembuatan lain t.t.t.l.	26,303	27,237	26,627	26,857	27,241
	32901 Pembuatan alat tulis Industri lain	6,332 19,972	6,191 21,046	6,137 20,490	6,149 20,708	6,281 20,960
323/ 32300	Pembuatan barangan sukan	2,667	2,723	2,614	2,605	2,639
324/ 32400	Pembuatan permainan dan mainan	4,851	5,251	4,936	5,039	5,439
331 & 332	Pembaikan pemasangan produk logam, jentera, kelengkapan dan pemasangan jentera perindustrian dan kelengkapan	41,456	42,314	42,865	43,016	41,867
	33150 Pembaikan dan penyelenggaraan kelengkapan pengangkutan kecuali motosikal dan basikal Industri lain	6,594 34,861	6,891 35,423	6,667 36,198	6,739 36,276	6,625 35,242
Jumlah Pembuatan		2,259,619	2,335,435	2,287,325	2,297,905	2,316,961

2023		2022		2023		Group Description/Period
Q4	Q1	Q2	Q3	(Jan. - Nov.)	(Jan. - Nov.)	
5,818	5,980	5,853	6,236	5,740	5,937	Manufacture of optical instruments, photographic equipment, magnetic and optical media
44,502	44,617	43,394	44,787	44,336	44,123	Manufacture of electric motors, generators, transformers and electricity distribution and control apparatus
18,608	18,928	18,215	19,102	18,521	18,799	Manufacture of electric motors, generators and transformers
25,894	25,689	25,179	25,685	25,815	25,325	Manufacture of electricity distribution and control apparatus
8,687	8,624	8,589	8,939	8,635	8,653	Manufacture of batteries and accumulators
24,074	24,299	23,545	24,010	24,749	23,779	Manufacture of wiring and wiring devices
926	949	975	962	929	992	Manufacture of fibre optic cables
21,825	21,892	21,073	21,463	22,072	21,211	Manufacture of other electronic and electric wires and cables
1,323	1,459	1,496	1,585	1,748	1,576	Manufacture of current -carrying and non current-carrying wiring devices for electrical circuits regardless of material
3,656	3,624	3,555	3,908	3,632	3,900	Manufacture of electric lighting equipment
14,844	15,597	15,738	15,024	14,704	14,881	Manufacture of domestic appliances
7,818	7,873	7,726	7,785	7,819	7,676	Manufacture of other electrical equipment
96,289	97,105	98,507	95,536	96,173	95,471	Manufacture of general-purpose and special-purpose machinery
						Manufacture of fluid power equipment
7,548	7,916	7,978	7,314	7,568	7,334	Manufacture of other pumps, compressors, taps and valves
						Manufacture of power-driven hand tools with self-contained electric or non-electric motor or pneumatic drives
22,093	22,879	23,370	22,743	22,175	22,769	Manufacture of metal-forming machinery and machine tools
10,104	10,320	9,918	9,058	9,905	8,896	Manufacture of air-conditioning machines, including for motor vehicles
9,303	9,516	9,741	8,443	9,213	8,418	Manufacture of other special-purpose machinery n.e.c.
47,242	46,473	47,499	47,977	47,312	48,053	Other industry
25,340	24,538	24,742	25,777	25,233	25,904	Manufacture of motor vehicles
7,336	7,572	7,608	8,612	6,998	8,618	Manufacture of bodies (coachwork) for motor vehicles; manufacture of trailers and semi-trailers
54,158	54,927	54,735	53,178	54,084	53,069	Manufacture of parts and accessories for motor vehicles
13,936	14,201	14,379	15,054	14,044	15,177	Building of ships and boats
29,491	30,053	29,372	28,999	29,559	28,979	Manufacture of railway locomotives, rolling stock, air and spacecraft, related machinery, military fighting vehicles and transport equipment n.e.c
11,782	12,510	11,955	12,904	11,782	13,033	Manufacture of motorcycles
3,464	3,241	3,048	1,749	3,532	1,584	Manufacture of bicycles and invalid carriages
14,244	14,302	14,368	14,346	14,245	14,362	Other industry
77,294	79,337	80,585	81,400	77,544	81,929	Manufacture of furniture
59,201	60,595	61,797	62,840	59,865	62,918	Manufacture of wooden and cane furniture
18,092	18,742	18,787	18,561	17,680	19,011	Other industry
5,577	6,107	5,818	5,597	5,569	5,669	Manufacture of jewellery, bijouterie and related articles
27,237	27,190	27,092	28,430	27,119	28,454	Manufacture of musical instruments, medical and dental instruments and supplies and other manufacturing n.e.c.
6,191	6,062	5,971	6,269	6,134	6,115	Manufacture of stationery
21,046	21,129	21,121	22,162	20,985	22,339	Other industry
2,723	2,585	2,583	2,149	2,649	2,172	Manufacture of sports goods
5,251	5,052	4,999	5,026	5,371	5,022	Manufacture of games and toys
42,314	43,583	43,593	43,616	42,172	43,599	Repair of fabricated metal products, machinery and equipment and installation of industrial machinery and equipment
6,891	7,280	7,339	7,324	6,730	7,245	Repair and maintenance of transport equipment except motorcycles and bicycles
35,423	36,302	36,254	36,292	35,441	36,354	Other industry
2,335,435	2,351,269	2,345,574	2,372,752	2,328,070	2,377,383	Total Manufacturing

Jadual Table **1.5a** : Bilangan Pekerja Bergaji Sektor Pembuatan Mengikut Kumpulan (samb.)
: Number of Paid Employees of Manufacturing Sector by Group (cont.)

Kod Kumpulan Group code	Keterangan Kumpulan/Tempoh	2022									
		Jan.	Feb.	Mac	Apr.	Mei	Jun	Jul.	Ogo.	Sep.	Okt.
267 (26701 & 26702) & 268 (26800)	Pembuatan peralatan optikal, kelengkapan fotografi, media magnetik dan optikal	5,601	5,674	5,643	5,859	5,822	5,936	5,857	6,021	5,999	5,997
271	Pembuatan motor elektrik, penjana, transformer dan perkakasan pengagihan dan pengawalan elektrik	43,546	43,361	43,237	42,301	42,223	42,382	43,008	44,102	44,414	44,512
27101	Pembuatan motor elektrik, penjana dan transformer	19,281	19,161	19,128	18,574	18,675	18,606	18,555	18,619	18,852	18,783
27102	Pembuatan perkakasan pengagihan dan pengawalan elektrik	24,265	24,200	24,109	23,727	23,549	23,776	24,453	25,483	25,562	25,728
272/ 27200	Pembuatan bateri dan akumulator	8,030	8,513	8,489	8,388	8,110	8,318	8,198	8,389	8,849	8,955
273	Pembuatan pendawaian dan peranti pendawaian	24,094	23,788	23,924	24,027	24,295	24,331	23,984	24,548	24,275	24,337
27310	Pembuatan kabel gantian optikal	884	884	937	946	962	966	999	1,016	1,026	1,022
27320	Pembuatan wayar dan kabel elektronik dan elektrik lain	21,457	21,151	21,213	21,312	21,591	21,614	21,238	21,781	21,499	21,583
27330	Pembuatan alatan pendawaian pembawa dan bukan pembawa arus untuk litar elektrik (tanpa mengira jenis bahan)	1,753	1,753	1,774	1,770	1,742	1,751	1,746	1,750	1,750	1,732
274/ 27400	Pembuatan kelengkapan pencahayaan elektrik	3,705	3,698	3,642	3,652	3,669	3,790	3,953	3,942	4,043	4,012
275/ 27500	Pembuatan perkakasan domestik	15,393	15,300	15,787	15,574	15,530	15,552	15,266	15,415	14,968	15,273
279/ 27900	Pembuatan kelengkapan elektrik lain	7,631	7,593	7,727	7,697	7,731	7,812	7,847	7,938	7,686	7,725
281 & 282	Pembuatan jentera kegunaan umum dan kegunaan khas	93,820	95,057	93,591	94,805	94,870	96,289	95,670	95,818	95,616	96,128
28120 & 28130	Pembuatan alat-alat kuasa bendalir & Pembuatan pam, pemampat, kepala paip dan injap lain	7,649	7,703	7,756	7,678	7,602	7,565	7,582	7,542	7,475	7,522
28180 & 28220	Pembuatan alatan tangan yang menggunakan kuasa dilengkapkan dengan motor elektrik atau bukan motor elektrik atau pneumatik & Pembuatan jentera pembentukan logam dan alatan mesin	22,670	23,030	22,721	22,797	22,805	22,846	22,405	22,395	22,359	22,294
28192	Pembuatan mesin penyaman udara, termasuk untuk kenderaan bermotor	9,300	9,415	9,434	9,334	9,328	9,295	9,487	9,593	9,670	9,688
28290	Pembuatan lain-lain mesin bertujuan khas t.t.t.l. Industri lain	9,728	9,855	9,900	9,955	9,888	9,860	9,850	9,696	9,283	9,326
		44,473	45,054	43,781	45,041	45,247	46,723	46,346	46,591	46,829	47,297
291 (29101 & 29102)	Pembuatan kenderaan bermotor	24,294	24,524	24,441	24,098	23,870	24,590	25,068	25,180	25,233	25,217
292/ 29200	Pembuatan kerangka (coachwork) untuk kenderaan bermotor; pembuatan treler dan semi treler	6,514	6,757	6,672	6,814	6,796	6,905	6,862	6,937	7,078	7,084
293/ 29300	Pembuatan alat ganti dan aksesori untuk kenderaan bermotor	53,581	53,814	53,903	54,112	54,234	54,279	54,106	53,973	54,005	54,085
301 (30110 & 30120)	Pembinaan kapal dan bot	13,103	13,066	13,252	13,056	13,129	13,269	13,607	13,669	13,692	14,008
302, 303, 304 & 309	Pembuatan lokomotif keretapi, rolling stock, kapal angkasa dan udara, jentera berkaitan, kenderaan tempur ketenteraan, dan kelengkapan pengangkutan t.t.t.l.	29,738	29,978	30,075	29,858	29,733	29,704	29,633	29,736	30,033	29,678
30910	Pembuatan motosikal	11,680	11,785	11,960	11,684	11,512	11,574	11,425	11,539	11,822	11,757
30920	Pembuatan basikal dan invalid carriages Industri lain	3,442	3,431	3,428	3,458	3,515	3,554	3,562	3,500	3,567	3,562
		14,616	14,763	14,688	14,716	14,705	14,577	14,647	14,696	14,644	14,359
310	Pembuatan perabot	78,359	78,533	78,959	80,154	79,616	79,824	78,338	78,497	78,998	78,762
31001	Pembuatan perabot kayu dan rotan Industri lain	60,314	60,211	60,777	61,922	61,540	61,735	60,345	60,650	60,915	60,637
		18,045	18,322	18,182	18,232	18,076	18,088	17,993	17,846	18,083	18,124
321 (32110 & 32120)	Pembuatan barang kemas, bijouterie dan artikel berkaitan	5,507	5,602	5,335	5,409	5,403	5,278	5,351	5,328	5,375	5,434
322, 325 & 329	Pembuatan instrumen muzik, peralatan dan bekalan perubatan dan pergigian dan pembuatan lain t.t.t.l.	26,385	26,487	26,627	26,676	26,786	26,857	27,270	27,293	27,241	27,119
32901	Pembuatan alat tulis Industri lain	6,288	6,308	6,137	6,181	6,199	6,149	6,263	6,272	6,281	6,272
		20,097	20,180	20,490	20,496	20,587	20,708	21,006	21,020	20,960	20,847
323/ 32300	Pembuatan barangan sukan	2,692	2,606	2,614	2,625	2,640	2,605	2,615	2,637	2,639	2,683
324/ 32400	Pembuatan permainan dan mainan	4,853	5,006	4,936	4,833	4,925	5,039	5,317	5,337	5,439	5,432
331 & 332	Pembaikan pemasangan produk logam, jentera, kelengkapan dan pemasangan jentera perindustrian dan kelengkapan	42,529	42,470	42,865	43,097	43,347	43,016	42,826	42,276	41,867	42,353
33150	Pembaikan dan penyelenggaraan kelengkapan pengangkutan kecuali motosikal dan basikal Industri lain	6,754	6,628	6,667	6,724	6,709	6,739	6,640	6,601	6,625	6,625
		35,775	35,842	36,198	36,373	36,638	36,276	36,187	35,675	35,242	35,728
Jumlah Pembuatan		2,274,146	2,275,927	2,287,325	2,291,470	2,296,686	2,297,905	2,300,906	2,309,353	2,316,961	2,321,179

2023													Group Description/Period
Nov.	Dis.	Jan.	Feb.	Mac	Apr.	Mei	Jun	Jul.	Ogo.	Sep.	Okt.	Nov.	
5,740	5,818	6,019	5,956	5,980	5,891	5,916	5,853	5,800	6,165	6,236	6,186	5,937	Manufacture of optical instruments, photographic equipment, magnetic and optical media
44,336	44,502	44,702	44,495	44,617	43,615	43,288	43,394	44,057	44,811	44,787	44,515	44,123	Manufacture of electric motors, generators, transformers and electricity distribution and
18,521	18,608	19,030	18,915	18,928	18,370	18,325	18,215	18,430	18,952	19,102	18,989	18,799	<i>Manufacture of electric motors, generators and</i>
25,815	25,894	25,672	25,580	25,689	25,245	24,962	25,179	25,627	25,859	25,685	25,525	25,325	<i>Manufacture of electricity distribution and control</i>
8,635	8,687	8,689	8,630	8,624	8,538	8,587	8,589	8,534	8,674	8,939	8,998	8,653	Manufacture of batteries and accumulators
24,749	24,074	23,949	24,428	24,299	24,434	23,557	23,545	23,357	23,815	24,010	23,909	23,779	Manufacture of wiring and wiring devices
929	926	936	941	949	961	974	975	960	955	962	988	992	<i>Manufacture of fibre optic cables</i>
22,072	21,825	21,586	22,060	21,892	21,973	21,087	21,073	20,962	21,334	21,463	21,330	21,211	<i>Manufacture of other electronic and electric wires</i>
1,748	1,323	1,427	1,427	1,459	1,501	1,496	1,496	1,435	1,526	1,585	1,590	1,576	<i>Manufacture of current-carrying and non current-carrying wiring devices for electrical circuits regardless of material</i>
3,632	3,656	3,601	3,521	3,624	3,528	3,501	3,555	3,684	3,858	3,908	3,927	3,900	Manufacture of electric lighting equipment
14,704	14,844	14,901	14,932	15,597	15,371	15,888	15,738	15,447	15,692	15,024	14,961	14,881	Manufacture of domestic appliances
7,819	7,818	7,905	7,882	7,873	7,782	7,741	7,726	7,800	7,964	7,785	7,739	7,676	Manufacture of other electrical equipment
96,173	96,289	96,996	98,086	97,105	97,395	96,815	98,507	96,005	96,046	95,536	95,332	95,471	Manufacture of general-purpose and special-purpose machinery
7,568	7,548	7,902	7,976	7,916	7,874	7,856	7,978	7,893	7,373	7,314	7,378	7,334	<i>Manufacture of fluid power equipment</i>
22,175	22,093	22,213	22,593	22,879	22,934	22,787	23,370	22,959	22,665	22,743	22,710	22,769	<i>Manufacture of other pumps, compressors, taps and valves</i>
9,905	10,104	10,379	10,517	10,320	10,248	9,980	9,918	8,977	8,938	9,058	8,974	8,896	<i>Manufacture of power-driven hand tools with self-contained electric or non-electric motor or pneumatic drives</i>
9,213	9,303	9,397	9,530	9,516	9,637	9,689	9,741	9,791	8,673	8,443	8,445	8,418	<i>Manufacture of metal-forming machinery and machine tools</i>
47,312	47,242	47,104	47,471	46,473	46,702	46,503	47,499	46,385	48,397	47,977	47,825	48,053	<i>Manufacture of air-conditioning machines, including for motor vehicles</i>
25,233	25,340	25,254	24,684	24,538	24,501	24,840	24,742	25,324	25,689	25,777	25,917	25,904	Manufacture of motor vehicles
6,998	7,336	7,361	7,676	7,572	7,590	7,595	7,608	7,726	8,581	8,612	8,662	8,618	Manufacture of bodies (coachwork) for motor vehicles; manufacture of trailers and semi-
54,084	54,158	54,385	54,728	54,927	54,833	55,002	54,735	54,809	53,205	53,178	53,183	53,069	Manufacture of parts and accessories for motor vehicles
14,044	13,936	14,356	14,389	14,201	14,031	14,262	14,379	14,709	14,826	15,054	14,933	15,177	Building of ships and boats
29,559	29,491	29,937	29,923	30,053	29,681	29,565	29,372	29,691	28,994	28,999	29,105	28,979	Manufacture of railway locomotives, rolling stock, air and spacecraft, related machinery, military fighting vehicles and transport
11,782	11,782	12,113	12,233	12,510	12,163	11,853	11,955	12,748	12,489	12,904	13,083	13,033	<i>Manufacture of motorcycles</i>
3,532	3,464	3,349	3,280	3,241	3,227	3,146	3,048	2,633	1,969	1,749	1,634	1,584	<i>Manufacture of bicycles and invalid carriages</i>
14,245	14,244	14,475	14,411	14,302	14,290	14,566	14,368	14,309	14,536	14,346	14,388	14,362	<i>Other industry</i>
77,544	77,294	79,024	79,053	79,337	80,462	80,682	80,585	80,271	80,892	81,400	82,545	81,929	Manufacture of furniture
59,865	59,201	60,332	60,239	60,595	61,799	61,915	61,797	61,612	62,751	62,840	63,551	62,918	<i>Manufacture of wooden and cane furniture</i>
17,680	18,092	18,692	18,815	18,742	18,664	18,767	18,787	18,659	18,141	18,561	18,994	19,011	<i>Other industry</i>
5,569	5,577	5,981	6,112	6,107	6,014	6,041	5,818	5,567	5,485	5,597	5,620	5,669	Manufacture of jewellery, bijouterie and related articles
27,119	27,237	27,159	27,107	27,190	26,890	27,073	27,092	28,373	28,404	28,430	28,497	28,454	Manufacture of musical instruments, medical and dental instruments and supplies and other manufacturing n.e.c.
6,134	6,191	6,215	6,079	6,062	6,057	6,077	5,971	6,038	6,239	6,269	6,257	6,115	<i>Manufacture of stationery</i>
20,985	21,046	20,944	21,028	21,129	20,833	20,996	21,121	22,335	22,165	22,162	22,240	22,339	<i>Other industry</i>
2,649	2,723	2,646	2,547	2,585	2,576	2,580	2,583	2,581	2,172	2,149	2,124	2,172	Manufacture of sports goods
5,371	5,251	5,130	5,127	5,052	5,024	5,044	4,999	4,549	5,005	5,026	5,095	5,022	Manufacture of games and toys
42,172	42,314	43,460	43,478	43,583	43,684	44,026	43,593	44,126	44,084	43,616	43,845	43,599	Repair of fabricated metal products, machinery and equipment and installation of industrial machinery and equipment
6,730	6,891	7,422	7,409	7,280	7,434	7,286	7,339	7,271	7,395	7,324	7,183	7,245	<i>Repair and maintenance of transport equipment except motorcycles and bicycles</i>
35,441	35,423	36,037	36,069	36,302	36,251	36,740	36,254	36,855	36,689	36,292	36,662	36,354	<i>Other industry</i>
2,328,070	2,335,435	2,341,951	2,349,967	2,351,269	2,349,159	2,355,748	2,345,574	2,340,123	2,355,111	2,372,752	2,378,238	2,377,383	Total Manufacturing

Jadual **1.5b** : Bilangan Pekerja Bergaji Sektor Pembuatan Mengikut Kumpulan: Perubahan Peratusan Tahunan
 Table : Number of Paid Employees of Manufacturing Sector by Group: Annual Percentage Change

Kod Kumpulan Group code	Keterangan Kumpulan/Tempoh	2021	2022	2022		
				Q1	Q2	Q3
101	Pemprosesan dan pengawetan daging	1.1	4.9	-0.02	0.4	-0.1
102	Pemprosesan dan pengawetan ikan, krustasea dan moluska	2.2	5.3	-2.3	3.2	3.9
	10201 Pengetinan ikan, krustasea dan moluska					
	&	-0.6	6.4	-3.5	0.9	3.0
	10202 Pemprosesan dan pengawetan ikan, krustasea dan moluska Industri lain	19.5	-0.4	4.2	17.0	9.2
103	Pemprosesan dan pengawetan buah-buahan dan sayur - sayuran	-9.1	-2.1	-9.1	-9.3	-2.1
	10303 Pengetinan nanas					
	&	-50.6	12.4	-57.0	-52.1	-2.9
	10304 Pembuatan jem, marmalad dan sajian jeli Industri lain	-4.5	-3.0	-3.8	-4.6	-2.1
104	Pembuatan minyak dan lemak daripada sayuran dan haiwan	2.9	6.0	3.2	3.1	3.6
	10404 Pembuatan minyak sayuran mentah dan bertapis					
	&	5.5	5.7	1.8	4.6	5.0
	10406 Pembuatan sebatian lemak masakan					
	10405 Pembuatan minyak kelapa Industri lain	2.9	4.9	3.5	6.8	7.5
		2.7	6.0	3.3	2.8	3.4
105	Pembuatan produk tenusu	1.8	1.1	-5.2	-4.0	-4.9
	10502 Pembuatan susu pekat, tepung dan sejat Industri lain	3.1	-1.1	-5.9	-5.4	-7.0
		-1.7	7.3	-3.4	-0.2	0.8
106	Pembuatan produk bijian, kanji dan produk berkanji	5.1	3.6	3.2	2.5	1.8
	10611 Pengilangan beras	4.5	9.5	2.3	2.7	1.6
	10613 Pengilangan tepung Industri lain	5.6	0.7	5.0	2.8	2.1
		5.2	-9.5	-0.9	-0.1	1.8
107	Pembuatan produk makanan lain	6.4	5.6	4.8	4.0	4.7
	10711 Pembuatan biskut dan cookies	18.4	1.0	20.4	21.2	21.9
	10712 Pembuatan roti, kek dan produk bakeri lain	7.5	3.5	2.1	-2.3	-1.6
	10713 Pembuatan produk snek	-3.8	5.0	-5.1	-3.1	1.2
	10721 Pembuatan gula	-3.2	-1.2	-2.7	-3.5	-3.8
	10731 Pembuatan produk koko	-5.1	-0.5	-3.8	-1.9	1.8
	10732 Pembuatan coklat dan produk coklat					
	&	-8.0	-2.1	-8.5	-5.5	-2.1
	10733 Pembuatan konfeksi gula					
	10793 Pembuatan sos dan bahan perasa	18.4	15.5	13.5	17.5	14.6
	10799 Pembuatan produk makanan lain t.t.t.l. Industri lain	7.6	10.7	14.5	8.1	9.9
		5.4	7.3	2.1	3.1	2.5
108/10800	Pembuatan makanan haiwan tersedia	-16.9	4.6	-16.4	-12.6	-2.5
110	Pembuatan minuman ringan	1.7	2.6	1.2	3.9	0.7
	11041 Pembuatan minuman ringan	0.0	3.1	2.3	3.6	4.0
	11042 Pengeluaran air mineral semulajadi dan minuman lain yang dibotolkan Industri lain	-3.6	-1.8	-5.4	0.5	-4.2
		34.0	10.6	11.4	15.1	-6.4
120/12000	Pembuatan produk tembakau	3.3	2.8	0.1	1.7	0.2
131	Pemintalan, penenunan dan penyiapan tekstil	-0.4	-1.8	-1.8	-1.9	-0.7
	13110 Penyediaan dan pemintalan gantian tekstil					
	&	-5.8	-3.6	-7.5	-8.7	-5.6
	13120 Penenunan tekstil					
	13132 Pewarnaan, pelunturan, percetakan dan penyiapan akhir benang dan fabrik Industri lain	26.6	3.2	22.8	22.1	15.3
		-37.5	-5.0	-30.2	-16.7	-16.3
139	Pembuatan tekstil lain	8.2	2.5	3.2	6.3	4.9
	13910 Pembuatan fabrik dikait dan dikrusye Industri lain	10.9	-1.9	8.4	6.6	4.2
		6.5	5.6	-0.2	6.0	5.4
141	Pembuatan pakaian, kecuali pakaian berbulu	1.9	2.6	2.8	6.4	5.8
	14102 Pembuatan pakaian Industri lain	3.2	2.9	3.1	5.6	4.8
		-1.3	1.9	2.1	8.6	8.7
142 & 143	Pembuatan artikel daripada kulit bulu dan pakaian yang dikait dan dikrusye	-19.1	2.6	-12.1	-10.6	4.9
151 (15110 & 15120)	Penyamakan dan pembersihan kulit, pembuatan bagasi, beg tangan, pelana dan abah-abah pembersihan dan pewarnaan bulu	7.7	-4.4	5.8	2.6	-1.5
152	Pembuatan kasut	0.3	8.8	0.9	8.3	9.3
	15201 Pembuatan kasut kulit					
	&	-2.0	10.3	0.4	9.2	13.0
	15203 Pembuatan kasut getah Industri lain	3.2	6.9	1.4	7.1	5.1
161/16100	Pengilangan dan pengetaman kayu	4.2	-1.9	3.6	10.4	0.6

2023		2022		2023		Group Description/Period
Q4	Q1	Q2	Q3	(Jan. - Nov.)	(Jan. - Nov.)	
4.9	6.3	9.5	10.3	4.0	9.7	Processing and preserving of meat
5.3	9.1	6.0	5.3	5.8	3.7	Processing and preserving of fish, crustaceans and molluscs
6.4	9.5	6.3	4.8	6.3	2.7	Canning of fish, crustaceans and molluscs
-0.4	6.7	4.6	7.5	3.4	9.1	Processing, curing and preserving of fish, crustacean and molluscs
-2.1	2.2	6.0	4.0	-0.2	3.4	Processing and preserving of fruits and vegetable
12.4	17.0	5.4	7.4	-1.8	7.5	Pineapple canning
-3.0	1.5	6.1	3.8	-0.2	3.2	Manufacture of jams, marmalades and table jellies
6.0	6.9	7.0	8.9	5.9	7.4	Manufacture of vegetable and animal oils and fats
5.7	9.9	8.3	16.3	6.1	10.2	Manufacture of crude and refined vegetable oil
4.9	3.5	1.3	3.7	4.5	3.4	Manufacture of compound cooking fats
6.0	6.9	7.2	8.7	6.0	7.4	Manufacture of coconut oil
1.1	2.5	-0.1	4.4	0.8	4.3	Manufacture of dairy products
-1.1	1.3	-0.9	3.2	-1.2	1.8	Manufacture of condensed, powdered and evaporated milk
7.3	5.9	2.0	7.7	6.5	10.9	Other industry
3.6	4.3	4.3	4.1	3.7	3.8	Manufacture of grain mill products, starches and starch products
9.5	8.5	6.8	2.9	7.5	3.6	Rice milling
0.7	2.8	4.1	7.7	2.3	5.6	Flour milling
-9.5	-9.4	-7.6	-6.7	-7.6	-4.6	Other industry
5.6	4.6	5.7	9.8	4.5	9.9	Manufacture of other food products
1.0	2.1	0.6	1.6	0.7	1.9	Manufacture of biscuits and cookies
3.5	8.7	9.6	11.5	2.1	9.6	Manufacture of bread, cakes and other bakery products
5.0	5.3	4.9	7.9	3.0	9.4	Manufacture of snack products
-1.2	-0.5	2.7	7.2	-1.5	7.5	Manufacture of sugar
-0.5	-2.2	1.1	-0.5	-0.6	4.3	Manufacture of cocoa products
-2.1	-0.1	-1.7	3.7	-2.0	10.7	Manufacture of chocolate and chocolate products
15.5	10.0	8.8	17.7	15.3	18.7	Manufacture of sugar confectionery
10.7	-7.4	4.0	16.9	10.4	18.8	Manufacture of sauces and condiments
7.3	7.9	6.7	8.8	5.2	7.2	Manufacture of other food products n.e.c.
4.6	5.3	-1.8	-7.6	3.14	-8.1	Manufacture of prepared animal feeds
2.6	2.9	3.8	2.8	1.9	3.5	Manufacture of beverages
3.1	1.7	2.7	0.9	3.0	1.8	Manufacture of soft drinks
-1.8	4.9	4.8	5.5	-1.9	4.7	Production of natural mineral waters and other bottled waters
10.6	5.2	8.2	8.7	4.2	11.5	Other industry
2.8	2.4	7.1	6.1	0.9	4.5	Manufacture of tobacco products
-1.8	0.5	2.8	2.6	-0.04	1.9	Spinning, weaving and finishing of textiles
-3.6	1.2	4.2	6.6	-2.9	3.6	Preparation and spinning of textile fibres
3.2	-1.6	-0.8	-7.2	8.5	-2.8	Weaving of textiles
-5.0	3.7	6.9	7.5	-5.6	8.4	Dyeing, bleaching, printing and finishing of yarns and fabrics
2.5	3.2	2.4	2.5	3.1	1.4	Manufacture of other textiles
-1.9	-4.8	-5.1	-6.1	-0.3	-4.6	Manufacture of knitted and crocheted fabrics
5.6	8.8	7.4	8.2	5.5	5.3	Other industry
2.6	1.8	3.1	3.0	2.5	2.8	Manufacture of wearing apparel, except fur
2.9	3.2	2.8	2.3	2.1	3.1	Manufacture of clothings
1.9	-1.9	4.0	4.9	3.5	1.9	Other industry
2.6	6.7	5.4	10.3	5.1	8.7	Manufacture of articles of fur, knitted and crocheted apparel
-4.4	-0.3	0.8	1.2	-5.4	1.7	Tanning and dressing of leather; manufacture of luggage, handbags, saddlery and harness; dressing and dyeing of fur
8.8	9.9	7.6	5.7	8.7	5.6	Manufacture of footwear
10.3	7.4	1.4	-0.02	10.6	-0.6	Manufacture of leather footwear
6.9	13.0	15.2	12.8	6.3	13.5	Manufacture of rubber footwear
-1.9	-1.7	-2.4	-3.6	0.2	-2.5	Other industry
						Sawmilling and planning of wood

Jadual **1.5b** : Bilangan Pekerja Bergaji Sektor Pembuatan Mengikut Kumpulan: Perubahan Peraturan Tahunan (samb.)
 Table : Number of Paid Employees of Manufacturing Sector by Group: Annual Percentage Change (cont.)

Kod Kumpulan Group code	Keterangan Kumpulan/Tempoh	2022										
		Jan.	Feb.	Mac	Apr.	Mei	Jun	Jul.	Ogo.	Sep.	Okt.	Nov.
101	Pemprosesan dan pengawetan daging	1.3	1.4	0.0	-0.1	0.4	0.4	-0.8	0.3	-0.1	2.7	4.0
102	Pemprosesan dan pengawetan ikan, krustasea dan moluska	-0.3	-2.2	-2.3	-0.1	0.8	3.2	3.9	4.8	3.9	4.9	5.8
	10201 Pengetinan ikan, krustasea dan moluska &	-1.0	-3.2	-3.5	-1.0	-0.4	0.9	2.3	3.3	3.0	4.4	6.3
	10202 Pemprosesan dan pengawetan ikan, krustasea dan moluska Industri lain	3.3	3.3	4.2	5.1	7.8	17.0	12.8	13.4	9.2	7.3	3.4
103	Pemprosesan dan pengawetan buah-buahan dan sayur - sayuran	-8.4	-8.1	-9.1	-10.1	-9.1	-9.3	-8.7	-3.8	-2.1	-0.5	-0.2
	10303 Pengetinan nanas &	-54.2	-54.2	-57.0	-53.7	-54.1	-52.1	-52.0	-4.9	-2.9	-3.4	-1.8
	10304 Pembuatan jem, marmalad dan sajian jeli Industri lain	-3.4	-3.0	-3.8	-5.3	-4.2	-4.6	-4.1	-3.7	-2.1	-0.3	-0.2
104	Pembuatan minyak dan lemak daripada sayuran dan haiwan	2.7	3.3	3.2	3.0	2.7	3.1	3.2	3.7	3.6	5.9	5.9
	10404 Pembuatan minyak sayuran mentah dan bertapis &	5.1	5.4	1.8	2.7	3.5	4.6	5.4	4.6	5.0	4.9	6.1
	10406 Pembuatan sebatian lemak masakan	3.2	3.0	3.5	6.4	6.8	6.8	8.0	7.0	7.5	7.5	4.5
	10405 Pembuatan minyak kelapa Industri lain	2.5	3.2	3.3	2.9	2.6	2.8	3.0	3.5	3.4	5.9	6.0
105	Pembuatan produk tenusu	-4.0	-5.0	-5.2	-5.7	-5.0	-4.0	-3.9	-5.1	-4.9	-0.03	0.8
	10502 Pembuatan susu pekat, tepung dan sejat Industri lain	-5.0	-5.8	-5.9	-6.1	-5.8	-5.4	-5.6	-7.2	-7.0	-2.5	-1.2
		-0.8	-2.8	-3.4	-4.3	-2.9	-0.2	1.0	1.1	0.8	6.8	6.5
106	Pembuatan produk bijian, kanji dan produk	2.6	3.3	3.2	4.0	2.3	2.5	2.8	2.1	1.8	1.6	3.7
	10611 Pengilangan beras	0.4	2.1	2.3	4.1	2.6	2.7	3.2	1.5	1.6	2.0	7.5
	10613 Pengilangan tepung Industri lain	6.1	5.6	5.0	4.8	2.4	2.8	3.3	2.9	2.1	2.0	2.3
		-2.0	-1.1	-0.9	0.1	-0.3	-0.1	-1.9	1.0	1.8	-2.1	-7.6
107	Pembuatan produk makanan lain	4.5	4.1	4.8	3.8	4.4	4.0	3.9	4.6	4.7	5.4	4.5
	10711 Pembuatan biskut dan cookies	19.3	20.0	20.4	19.0	19.7	21.2	23.2	23.4	21.9	17.7	0.7
	10712 Pembuatan roti, kek dan produk bakeri lain	6.7	2.7	2.1	1.7	1.9	-2.3	-1.8	-1.5	-1.6	1.7	2.1
	10713 Pembuatan produk snek	-6.4	-5.9	-5.1	-4.1	-4.0	-3.1	-2.2	-2.4	1.2	3.2	3.0
	10721 Pembuatan gula	-2.9	-2.6	-2.7	-3.5	-2.5	-3.5	-3.3	-3.2	-3.8	-1.4	-1.5
	10731 Pembuatan produk koko	-4.5	-3.5	-3.8	-2.6	-1.1	-1.9	-1.3	1.1	1.8	1.4	-0.6
	10732 Pembuatan coklat dan produk coklat &	-10.6	-10.0	-8.5	-8.9	-8.8	-5.5	-4.4	-2.8	-2.1	-2.5	-2.0
	10733 Pembuatan konfeksi gula	6.8	11.1	13.5	12.1	16.0	17.5	16.7	16.6	14.6	14.4	15.3
	10793 Pembuatan sos dan bahan perasa	7.8	7.9	14.5	8.6	9.2	8.1	7.5	9.8	9.9	11.0	10.4
	10799 Pembuatan produk makanan lain t.t.t.l. Industri lain	3.3	3.4	2.1	1.9	2.2	3.1	1.7	2.4	2.5	2.5	5.2
108/10800	Pembuatan makanan haiwan tersedia	-15.4	-16.1	-16.4	-13.6	-12.8	-12.6	-14.4	-2.3	-2.5	-0.01	3.1
110	Pembuatan minuman ringan	0.8	1.3	1.2	3.2	3.4	3.9	3.7	0.8	0.7	2.2	1.9
	11041 Pembuatan minuman ringan	0.3	2.2	2.3	4.2	4.8	3.6	5.1	4.3	4.0	3.9	3.0
	11042 Pengeluaran air mineral semulajadi dan minuman lain yang dibotolkan Industri lain	-4.2	-6.6	-5.4	-4.2	-3.8	0.5	-3.7	-4.3	-4.2	-0.2	-1.9
		17.9	16.8	11.4	17.1	13.7	15.1	14.7	-6.7	-6.4	-1.8	4.2
120/12000	Pembuatan produk tembakau	3.6	0.2	0.1	1.1	0.7	1.7	4.6	4.5	0.2	0.4	0.9
131	Pemintalan, penenunan dan penyiapan tekstil	-0.9	-2.1	-1.8	-3.0	-3.5	-1.9	-1.2	-2.0	-0.7	-1.1	-0.04
	13110 Penyediaan dan pemintalan gantian tekstil &	-6.9	-7.4	-7.5	-8.7	-9.3	-8.7	-8.0	-6.1	-5.6	-4.4	-2.9
	13120 Penenunan tekstil	27.6	22.0	22.8	21.3	21.9	22.1	18.9	15.2	15.3	9.5	8.5
	13132 Pewarnaan, pelunturan, percetakan dan penyiapan akhir benang dan fabrik Industri lain	-32.4	-29.9	-30.2	-31.2	-32.6	-16.7	2.3	-29.6	-16.3	-16.5	-5.6
139	Pembuatan tekstil lain	3.4	3.9	3.2	3.8	3.8	6.3	5.7	5.8	4.9	4.5	3.1
	13910 Pembuatan fabrik dikait dan dikrusye Industri lain	8.3	8.5	8.4	7.3	6.5	6.6	6.1	6.3	4.2	1.2	-0.3
		0.3	0.9	-0.2	1.4	2.1	6.0	5.4	5.5	5.4	6.8	5.5
141	Pembuatan pakaian, kecuali pakaian berbulu	2.3	2.7	2.8	2.5	2.0	6.4	6.0	4.2	5.8	5.2	2.5
	14102 Pembuatan pakaian Industri lain	2.5	2.9	3.1	2.5	1.8	5.6	4.9	2.8	4.8	4.5	2.1
		1.8	2.2	2.1	2.5	2.6	8.6	8.9	8.0	8.7	7.1	3.5
142 & 143	Pembuatan artikel daripada kulit bulu dan pakaian yang dikait dan dikrusye	-13.2	-14.7	-12.1	-10.9	-10.5	-10.6	-10.3	4.5	4.9	5.0	5.1
151 (15110 & 15120)	Penyamakan dan pembersihan kulit, pembuatan bagasi, beg tangan, pelana dan abah-abah pembersihan dan pewarnaan bulu	7.1	6.1	5.8	4.5	2.9	2.6	3.4	1.1	-1.5	-4.3	-5.4
152	Pembuatan kasut	1.1	2.2	0.9	1.1	2.9	8.3	8.7	10.3	9.3	8.5	8.7
	15201 Pembuatan kasut kulit &	0.8	1.2	0.4	-1.0	0.1	9.2	9.4	11.3	13.0	11.3	10.6
	15203 Pembuatan kasut getah Industri lain	1.6	3.5	1.4	3.9	6.4	7.1	8.0	9.1	5.1	5.2	6.3
161/16100	Pengilangan dan pengetaman kayu	4.4	3.8	3.6	2.8	3.3	10.4	3.5	2.2	0.6	0.3	0.2

2023												Group Description/Period
Dis.	Jan.	Feb.	Mar.	Apr.	Mei	Jun	Jul.	Ogo.	Sep.	Okt.	Nov.	
4.9	4.2	4.6	6.3	10.0	9.6	9.5	9.2	9.1	10.3	10.8	9.7	Processing and preserving of meat
5.3	4.5	9.1	9.1	7.4	7.9	6.0	5.7	3.8	5.3	4.8	3.7	Processing and preserving of fish, crustaceans and molluscs
												<i>Canning of fish, crustaceans and molluscs</i>
6.4	4.9	9.7	9.5	7.3	8.1	6.3	7.1	3.4	4.8	4.6	2.7	<i>Processing, curing and preserving of fish, crustacean and molluscs</i>
-0.4	2.1	6.2	6.7	8.1	6.8	4.6	-1.7	6.2	7.5	6.1	9.1	<i>Other industry</i>
-2.1	-3.3	-0.1	2.2	3.2	6.2	6.0	3.5	1.8	4.0	4.6	3.4	Processing and preserving of fruits and vegetable
												<i>Pineapple canning</i>
12.4	7.1	8.6	17.0	9.6	11.4	5.4	9.3	7.8	7.4	8.6	7.5	<i>Manufacture of jams, marmalades and table jellies</i>
-3.0	-3.9	-0.6	1.5	2.9	6.0	6.1	3.2	1.5	3.8	4.4	3.2	<i>Other industry</i>
6.0	6.5	6.7	6.9	6.6	6.8	7.0	7.1	7.5	8.9	9.1	7.4	Manufacture of vegetable and animal oils and fats
												<i>Manufacture of crude and refined vegetable oil</i>
5.7	8.3	8.1	9.9	9.2	8.0	8.3	8.0	15.4	16.3	16.8	10.2	<i>Manufacture of compound cooking fats</i>
4.9	4.4	3.8	3.5	1.2	1.3	1.3	0.6	2.3	3.7	3.7	3.4	<i>Manufacture of coconut oil</i>
6.0	6.5	6.8	6.9	6.6	6.9	7.2	7.3	7.3	8.7	8.9	7.4	<i>Other industry</i>
1.1	3.0	3.1	2.5	2.5	0.7	-0.1	0.8	2.9	4.4	4.1	4.3	Manufacture of dairy products
-1.1	1.5	1.7	1.3	2.5	-0.3	-0.9	0.4	2.5	3.2	2.8	1.8	<i>Manufacture of condensed, powdered and evaporated milk</i>
7.3	7.2	6.9	5.9	2.5	3.4	2.0	1.8	4.0	7.7	7.3	10.9	<i>Other industry</i>
3.6	3.5	5.0	4.3	2.8	4.6	4.3	4.0	1.7	4.1	4.7	3.8	Manufacture of grain mill products, starches and starch products
9.5	8.1	9.3	8.5	5.7	7.4	6.8	6.1	1.1	2.9	3.4	3.6	<i>Rice milling</i>
0.7	0.6	3.5	2.8	2.4	4.1	4.1	3.3	3.9	7.7	8.4	5.6	<i>Flour milling</i>
-9.5	-5.0	-9.0	-9.4	-10.1	-7.2	-7.6	-3.8	-6.0	-6.7	-6.1	-4.6	<i>Other industry</i>
5.6	5.0	5.8	4.6	6.3	6.6	5.7	6.6	8.4	9.8	10.3	9.9	Manufacture of other food products
1.0	2.6	4.1	2.1	1.9	2.5	0.6	0.1	0.6	1.6	2.1	1.9	<i>Manufacture of biscuits and cookies</i>
3.5	3.3	7.6	8.7	8.8	8.8	9.6	12.5	10.4	11.5	10.7	9.6	<i>Manufacture of bread, cakes and other bakery products</i>
5.0	4.7	5.6	5.3	5.4	6.6	4.9	3.3	6.6	7.9	7.5	9.4	<i>Manufacture of snack products</i>
-1.2	-0.9	-1.3	-0.5	1.5	1.9	2.7	2.9	6.0	7.2	8.0	7.5	<i>Manufacture of sugar</i>
-0.5	-0.9	-0.3	-2.2	-2.6	0.0	1.1	0.4	-1.4	-0.5	4.1	4.3	<i>Manufacture of cocoa products</i>
												<i>Manufacture of chocolate and chocolate products</i>
-2.1	3.3	1.2	-0.1	1.2	1.5	-1.7	-0.4	3.2	3.7	4.4	10.7	<i>Manufacture of sugar confectionery</i>
15.5	14.2	10.7	10.0	12.4	8.7	8.8	9.2	15.3	17.7	18.3	18.7	<i>Manufacture of sauces and condiments</i>
10.7	3.5	-0.7	-7.4	3.7	5.0	4.0	6.1	15.4	16.9	19.2	18.8	<i>Manufacture of other food products n.e.c.</i>
7.3	6.6	8.4	7.9	7.7	8.4	6.7	6.9	7.0	8.8	9.4	7.2	<i>Other industry</i>
4.6	4.2	5.4	5.3	-1.6	-2.3	-1.8	-2.6	-6.3	-7.6	-8.6	-8.1	Manufacture of prepared animal feeds
2.6	2.9	2.7	2.9	2.2	3.0	3.8	4.6	2.5	2.8	3.6	3.5	Manufacture of beverages
3.1	3.2	1.8	1.7	1.2	1.4	2.7	3.1	0.6	0.9	1.3	1.8	<i>Manufacture of soft drinks</i>
-1.8	2.8	5.2	4.9	5.2	6.1	4.8	6.3	5.3	5.5	6.5	4.7	<i>Production of natural mineral waters and other bottled waters</i>
10.6	1.8	2.1	5.2	1.6	5.4	8.2	10.4	8.0	8.7	11.0	11.5	<i>Other industry</i>
2.8	0.6	0.8	2.4	9.3	8.7	7.1	5.4	5.2	6.1	5.8	4.5	Manufacture of tobacco products
-1.8	0.5	-0.2	0.5	1.4	2.8	2.8	2.0	3.7	2.6	1.7	1.9	Spinning, weaving and finishing of textiles
												<i>Preparation and spinning of textile fibres</i>
-3.6	-0.2	-1.5	1.2	2.6	3.8	4.2	5.3	6.9	6.6	5.2	3.6	<i>Weaving of textiles</i>
3.2	3.1	3.3	-1.6	-1.3	0.5	-0.8	-6.1	-4.2	-7.2	-6.9	-2.8	<i>Dyeing, bleaching, printing and finishing of yarns and fabrics</i>
-5.0	-6.7	-3.2	3.7	0.8	1.2	6.9	5.3	7.8	7.5	8.9	8.4	<i>Other industry</i>
2.5	2.9	2.5	3.2	3.6	2.8	2.4	2.6	2.9	2.5	2.8	1.4	Manufacture of other textiles
-1.9	-2.8	-3.0	-4.8	-3.5	-4.7	-5.1	-5.6	-4.9	-6.1	-4.0	-4.6	<i>Manufacture of knitted and crocheted fabrics</i>
5.6	6.9	6.4	8.8	8.5	7.9	7.4	8.1	8.1	8.2	7.3	5.3	<i>Other industry</i>
2.6	2.8	1.7	1.8	2.7	2.5	3.1	3.0	2.1	3.0	3.0	2.8	Manufacture of wearing apparel, except fur
2.9	5.3	3.1	3.2	3.7	3.1	2.8	2.7	1.6	2.3	2.8	3.1	<i>Manufacture of clothings</i>
1.9	-3.5	-2.0	-1.9	0.3	0.8	4.0	3.9	3.7	4.9	3.6	1.9	<i>Other industry</i>
2.6	2.4	5.8	6.7	5.6	6.0	5.4	4.8	10.3	10.3	6.7	8.7	Manufacture of articles of fur, knitted and crocheted apparel
												<i>Tanning and dressing of leather; manufacture of luggage, handbags, saddlery and harness; dressing and dyeing of fur</i>
-4.4	-2.5	-1.5	-0.3	-2.0	-0.8	0.8	0.8	-0.1	1.2	1.8	1.7	
8.8	8.0	7.7	9.9	8.8	8.1	7.6	8.1	5.5	5.7	7.0	5.6	Manufacture of footwear
												<i>Manufacture of leather footwear</i>
10.3	8.8	5.5	7.4	5.7	3.3	1.4	1.2	0.4	-0.02	0.2	-0.6	<i>Manufacture of rubber footwear</i>
6.9	7.0	10.3	13.0	12.6	14.0	15.2	16.5	11.9	12.8	15.6	13.5	<i>Other industry</i>
-1.9	-0.7	-0.3	-1.7	-3.6	-2.5	-2.4	-3.6	-2.5	-3.6	-2.6	-2.5	Sawmilling and planning of wood

Jadual Table **1.5b** : Bilangan Pekerja Bergaji Sektor Pembuatan Mengikut Kumpulan: Perubahan Peratusan Tahunan
 : Number of Paid Employees of Manufacturing Sector by Group: Annual Percentage Change

Kod Kumpulan Group code	Keterangan Kumpulan/Tempoh	2021	2022	2022		
				Q1	Q2	Q3
162	Pembuatan produk daripada kayu, gabus, jerami dan bahan jalinan lain	2.0	1.6	0.6	1.7	-0.1
16211	Pembuatan kepingan venier dan papan lapis	1.0	1.7	1.2	2.3	-1.2
16212	Pembuatan papan partikel dan papan gentian	-2.7	-4.9	-1.5	5.3	5.0
16221	Pertukangan kayu untuk jurubina	-0.1	-3.4	-13.6	-14.0	-15.7
	Industri lain	10.3	9.3	15.0	14.4	17.4
170	Pembuatan kertas dan produk kertas	3.5	4.3	3.0	4.4	5.1
17010	Pembuatan pulpa, kertas dan kertas tebal	7.3	5.3	4.9	8.6	8.8
17020	Pembuatan kertas gelugur dan kertas tebal dan bekas daripada kertas dan kertas tebal	1.5	6.9	2.1	2.3	5.6
17091	Pembuatan sampul surat dan kad surat	-5.9	-0.3	-7.8	-4.0	-0.7
17092	Pembuatan kertas kegunaan rumah dan pembersih peribadi	6.0	-1.4	4.3	3.2	4.9
17093	Pembuatan kertas bergam atau pelekat yang berjalur atau bergulung dan label dan kertas dinding	7.3	4.0	4.4	9.8	0.9
	Industri lain	-0.03	6.0	3.1	4.9	5.9
181 & 182	Percetakan, aktiviti perkhidmatan berkaitan percetakan dan penerbitan semula media rakaman	3.7	4.0	3.1	4.5	4.7
18110	Percetakan	4.6	4.7	4.0	5.8	6.2
18120	Aktiviti perkhidmatan berkaitan percetakan &	0.1	0.9	-0.6	-1.0	-1.2
18200	Penerbitan semula media rakaman					
192 (19201 & 19202)	Pembuatan produk petroleum bertapis	2.8	4.2	3.0	2.7	2.9
201	Pembuatan kimia asas, baja dan sebatian nitrogen, plastik dan getah sintetik dalam bentuk primer	-7.8	1.8	-3.5	-1.8	-2.4
20111	Pembuatan gas perindustrian atau perubatan bukan organik dalam bentuk cecair atau mampat	-18.3	5.6	-22.8	-21.3	-23.0
20112	Pembuatan kimia organik asas &	8.8	8.5	10.1	11.7	12.3
20113	Pembuatan sebatian bukan organik					
20121	Pembuatan baja &	-17.1	-16.2	-16.0	-15.8	-17.2
20129	Pembuatan produk campuran nitrogen					
20131	Pembuatan plastik dalam bentuk primer	-18.9	1.2	-2.6	-2.4	-2.6
	Industri lain	14.2	13.0	14.2	27.2	23.5
202 & 203	Pembuatan produk kimia lain dan serat buatan manusia	8.3	4.3	3.6	3.8	4.1
20210	Pembuatan racun perosak dan produk agrokimia lain	18.0	-0.3	1.3	1.5	0.5
20221	Pembuatan cat, varnis dan penyadur dan mastik	-6.2	-0.3	-7.1	-7.9	-6.5
20222	Pembuatan dakwat cetak	24.4	15.2	18.6	15.4	15.7
20231	Pembuatan sabun dan bahan pencuci, penyediaan membersihkan dan mengilap &	0.1	5.7	-2.0	-2.0	1.1
20232	Pembuatan pewangi dan penyediaan dandanan diri					
20291	Pembuatan plat fotografi, filem, sensitized paper dan other sensitized unexposed materials &	26.7	3.3	17.6	18.5	13.7
20292	Pembuatan dakwat menulis dan melukis &					
20299	Pembuatan produk kimia lain t.t.t.l.					
	Industri lain	-11.5	-11.4	-5.9	-8.2	-7.2
210	Pembuatan produk farmaseutikal, kimia perubatan dan botani	7.5	8.9	5.9	6.6	8.6
21001	Pembuatan bahan aktif ubat-ubatan untuk digunakan oleh bidang farmakologi dalam pembuatan ubat-ubatan	8.5	7.0	5.8	5.8	8.7
	Industri lain	4.9	13.8	6.1	8.5	8.3
221	Pembuatan produk getah	0.7	-0.2	1.7	-0.5	0.2
22111	Pembuatan tayar getah untuk kenderaan	-3.7	-6.1	-0.5	-4.3	-5.1
22112	Pembuatan bunga tayar yang boleh ditukar ganti dan tayar celup	2.9	3.6	1.0	2.6	4.1
22191	Pembuatan produk lain daripada getah asli atau sintetik, tidak divulkan, divulkan atau dikeraskan &	-6.7	5.8	-7.1	-5.5	0.4
22193	Pengilangan semula getah dan prosesan susu getah					
22192	Pembuatan sarung tangan getah	0.1	-1.1	2.7	0.8	-0.6
22199	Pembuatan produk getah lain yang t.t.t.l.	7.3	-0.4	5.4	0.1	2.8
222	Pembuatan produk plastik	-0.2	3.3	0.1	1.0	4.3
22201	Pembuatan produk plastik separa siap &	-5.2	11.4	2.0	5.6	8.8
22202	Pembuatan produk plastik siap					
22203	Pembuatan artikel plastik untuk pembungkusan barangan	4.0	4.0	3.7	3.5	6.8
22204	Pembuatan barangan plastik jurubina	0.2	9.3	4.1	7.0	7.9
22205	Pembuatan pinggan mangkuk, peralatan dapur dan barangan tandas daripada plastik	0.7	9.4	13.2	17.9	20.8
22209	Pembuatan pelbagai produk plastik t.t.t.l.	-0.9	-4.1	-7.4	-8.3	-4.9
231 (23101 & 23102 & 23109)	Pembuatan kaca dan produk kaca	5.5	11.3	4.1	12.6	17.6

		2023		2022		2023		Group Description/Period
Q4	Q1	Q2	Q3	(Jan. - Nov.)	(Jan. - Nov.)			
1.6	3.0	1.4	1.5	0.04	2.2	Manufacture of products of wood, cork, straw and plaiting materials		
1.7	2.6	1.3	2.3	1.4	3.2	Manufacture of veneer sheets and plywood		
-4.9	-7.7	-4.3	6.6	-2.4	7.2	Manufacture of particle board and fibreboard		
-3.4	6.5	4.1	-4.0	-10.1	-5.4	Manufacture of builders' carpentry		
9.3	7.1	2.6	0.5	6.5	2.5	Other industry		
4.3	4.1	1.8	1.7	3.3	1.1	Manufacture of paper and paper products		
5.3	7.1	-3.2	-3.0	3.9	-4.8	Manufacture of pulp, paper and paperboard		
6.9	5.4	3.6	0.5	6.2	-0.7	Manufacture of corrugated paper and paperboard and of containers of paper and paperboard		
-0.3	4.4	1.7	0.1	-3.1	7.4	Manufacture of envelopes and letter-card		
-1.4	-1.7	-1.6	4.5	-3.3	5.4	Manufacture of household and personal hygiene paper		
4.0	4.3	4.4	2.0	3.9	0.3	Manufacture of gummed or adhesive paper in strips or rolls and labels and wall paper		
6.0	5.0	5.5	8.2	5.1	9.5	Other industry		
4.0	3.9	4.6	5.3	4.1	1.5	Printing, service activities related to printing and reproduction of recorded media		
4.7	4.5	5.5	6.3	5.2	1.9	Printing		
0.9	1.4	0.7	1.0	-0.7	-0.2	Service activities related to printing		
						Reproduction of recorded media		
4.2	4.3	5.1	3.1	4.1	4.4	Manufacture of refined petroleum products		
1.8	3.5	3.1	0.1	1.3	1.2	Manufacture of basic chemicals, fertilizer and nitrogen compounds, plastics and synthetic rubber in primary forms		
5.6	13.2	9.0	10.0	5.0	9.6	Manufacture of liquefied or compressed inorganic industrial or medical gases		
						Manufacture of basic organic chemicals		
8.5	9.4	7.6	2.5	7.8	-0.7	Manufacture of inorganic compounds		
						Manufacture of fertilizers		
-16.2	-12.5	-8.6	-16.7	-15.9	-5.1	Manufacture of associated nitrogen products		
1.2	0.2	1.0	2.4	0.1	3.0	Manufacture of plastics in primary forms		
13.0	14.1	5.7	6.9	14.1	7.0	Other industry		
4.3	1.2	0.1	0.2	3.2	-1.5	Manufacture of other chemical products and man-made fibres		
-0.3	7.5	6.2	14.9	1.6	13.2	Manufacture of pesticides and other agrochemical products		
-0.3	-11.2	4.0	2.7	-2.7	2.3	Manufacture of paints, varnishes and similar coatings ink and mastics		
15.2	3.6	6.0	4.0	15.1	4.9	Manufacture of printing ink		
						Manufacture of soap and detergents, cleaning and polishing preparations		
5.7	4.4	-5.0	-5.3	4.7	-7.4	Manufacture of perfumes and toilet preparations		
						Manufacture of photographic plates, films, sensitized paper and other sensitized unexposed materials		
3.3	3.4	1.0	2.0	1.9	-0.8	Manufacture of writing and drawing ink		
						Manufacture of other chemical products n.e.c.		
-11.4	-4.0	-6.1	-36.1	-7.9	-35.1	Other industry		
8.9	8.5	-0.3	1.6	9.7	2.2	Manufacture of pharmaceuticals, medicinal chemical and botanical products		
						Manufacture of medicinal active substances to be used for their pharmacological properties in the manufacture of medicaments		
7.0	6.1	0.1	1.5	7.1	0.8	Other industry		
13.8	14.4	-1.2	2.0	16.4	5.5	Other industry		
-0.2	-2.7	-9.2	-6.0	-0.5	-3.8	Manufacture of rubber products		
-6.1	-6.3	-6.3	3.0	-4.0	2.5	Manufacture of rubber tyres for vehicles		
3.6	12.2	14.2	14.0	3.5	15.2	Manufacture of interchangeable tyre treads and retreading rubber tyres		
						Manufacture of other products of natural or synthetic rubber, unvulcanized, vulcanized or hardened		
5.8	12.5	13.2	7.0	5.2	4.2	Rubber remilling and latex processing		
-1.1	-8.5	-18.7	-14.0	-1.2	-9.4	Manufacture of rubber gloves		
-0.4	0.9	-3.2	0.1	-1.5	-0.1	Manufacture of other rubber products n.e.c.		
3.3	2.5	2.6	2.9	3.4	3.5	Manufacture of plastics products		
						Manufacture of semi-manufactures of plastic products		
11.4	3.8	2.4	2.7	10.9	1.8	Manufacture of finished plastic products		
4.0	4.3	4.7	6.5	4.4	5.8	Manufacture of plastic articles for the packing of goods		
9.3	2.6	3.7	3.1	9.1	1.1	Manufacture of builders' plastics ware		
9.4	-1.4	-5.4	-6.2	11.2	-1.3	Manufacture of plastic tableware, kitchenware and toilet articles		
-4.1	1.0	3.1	2.2	-4.3	3.8	Manufacture of diverse plastic products n.e.c.		
11.3	11.3	5.5	2.6	16.3	-0.3	Manufacture of glass and glass products		

Jadual Table **1.5b** : Bilangan Pekerja Bergaji Sektor Pembuatan Mengikut Kumpulan: Perubahan Peraturan Tahunan (samb.)
: Number of Paid Employees of Manufacturing Sector by Group: Annual Percentage Change (cont.)

Kod Kumpulan Group code	Keterangan Kumpulan/Tempoh	2022										
		Jan.	Feb.	Mac	Apr.	Mei	Jun	Jul.	Ogo.	Sep.	Okt.	Nov.
162	Pembuatan produk daripada kayu, gabus, jerami dan bahan jalinan lain	1.2	1.9	0.6	0.2	0.2	1.7	0.1	0.03	-0.1	0.4	0.04
16211	Pembuatan kepingan venier dan papan lapis	0.0	0.5	1.2	0.9	1.0	2.3	-0.7	-1.6	-1.2	0.8	1.4
16212	Pembuatan papan partikel dan papan gentian	-1.1	-0.8	-1.5	-1.7	-1.1	5.3	6.2	7.2	5.0	4.2	-2.4
16221	Pertukangan kayu untuk jurubina	-4.9	-3.7	-13.6	-15.5	-14.3	-14.0	-14.8	-14.3	-15.7	-16.8	-10.1
	Industri lain	12.7	14.3	15.0	16.4	13.6	14.4	14.5	16.4	17.4	15.1	6.5
170	Pembuatan kertas dan produk kertas	2.8	3.0	3.0	2.7	3.2	4.4	5.3	5.2	5.1	4.8	3.3
17010	Pembuatan pulpa, kertas dan kertas tebal	7.0	5.4	4.9	6.2	6.6	8.6	9.0	8.7	8.8	3.5	3.9
17020	Pembuatan kertas gelugur dan kertas tebal dan bekas daripada kertas dan kertas tebal	1.2	2.3	2.1	1.4	1.9	2.3	6.0	5.5	5.6	5.7	6.2
17091	Pembuatan sampul surat dan kad surat	-7.5	-7.7	-7.8	-7.9	-4.6	-4.0	-3.8	-3.4	-0.7	-0.6	-3.1
17092	Pembuatan kertas kegunaan rumah dan pembersih peribadi	4.8	4.4	4.3	4.0	3.3	3.2	4.5	4.8	4.9	5.4	-3.3
17093	Pembuatan kertas bergam atau pelekat yang berjalur atau bergulung dan label dan kertas dinding	5.4	4.8	4.4	4.1	6.1	9.8	3.0	2.8	0.9	2.3	3.9
	Industri lain	-0.7	0.6	3.1	1.7	2.2	4.9	5.3	5.7	5.9	6.7	5.1
181 & 182	Percetakan, aktiviti perkhidmatan berkaitan percetakan dan penerbitan semua media rakaman	3.5	3.2	3.1	2.7	3.0	4.5	4.7	4.5	4.7	4.9	4.1
18110	Percetakan	4.2	3.9	4.0	3.8	4.3	5.8	6.0	5.9	6.2	6.3	5.2
18120	Aktiviti perkhidmatan berkaitan percetakan &	0.4	0.2	-0.6	-1.7	-2.3	-1.0	-1.0	-1.3	-1.2	-0.8	-0.7
18200	Penerbitan semua media rakaman											
192 (19201 & 19202)	Pembuatan produk petroleum bertapis	1.5	2.9	3.0	2.8	3.0	2.7	2.9	3.2	2.9	3.4	4.1
201	Pembuatan kimia asas, baja dan sebatian nitrogen, plastik dan getah sintetik dalam bentuk primer	-5.1	-4.3	-3.5	-3.1	-2.3	-1.8	-2.5	-2.6	-2.4	-0.3	1.3
20111	Pembuatan gas perindustrian atau perubatan bukan organik dalam bentuk cecair atau mampat	-22.5	-23.1	-22.8	-22.8	-21.7	-21.3	-22.1	-22.9	-23.0	-20.3	5.0
20112	Pembuatan kimia organik asas &	7.6	8.3	10.1	10.0	10.3	11.7	11.3	11.4	12.3	13.6	7.8
20113	Pembuatan sebatian bukan organik											
20121	Pembuatan baja &	-18.6	-15.3	-16.0	-16.4	-15.9	-15.8	-17.1	-16.9	-17.2	-15.2	-15.9
20129	Pembuatan produk campuran nitrogen											
20131	Pembuatan plastik dalam bentuk primer	-3.5	-3.8	-2.6	-2.9	-2.5	-2.4	-2.9	-2.5	-2.6	0.5	0.1
	Industri lain	13.9	14.0	14.2	22.7	27.5	27.2	28.1	24.7	23.5	24.3	14.1
202 & 203	Pembuatan produk kimia lain dan serat buatan manusia	5.2	4.2	3.6	4.0	4.4	3.8	4.5	4.5	4.1	2.3	3.2
20210	Pembuatan racun perosak dan produk agrokimia lain	-1.6	-1.7	1.3	0.8	1.4	1.5	1.7	-3.4	0.5	1.5	1.6
20221	Pembuatan cat, varnis dan penyadur dan mastik	-6.1	-6.3	-7.1	-7.5	-7.7	-7.9	-8.5	-8.3	-6.5	-5.7	-2.7
20222	Pembuatan dakwat cetak	24.6	24.3	18.6	19.4	19.5	15.4	15.3	15.6	15.7	18.0	15.1
20231	Pembuatan sabun dan bahan pencuci, penyediaan pembersih dan mengilat &	-0.6	-1.8	-2.0	-3.0	-1.6	-2.0	1.1	1.5	1.1	3.1	4.7
20232	Pembuatan pewangi dan penyediaan dandanan diri											
20291	Pembuatan plat fotografi, filem, sensitized paper dan other sensitized unexposed materials &	20.3	18.0	17.6	19.6	18.8	18.5	17.2	17.4	13.7	1.7	1.9
20292	Pembuatan dakwat menulis dan melukis &											
20299	Pembuatan produk kimia lain t.t.t.l.											
	Industri lain	-8.7	-7.1	-5.9	-6.5	-6.2	-8.2	-7.4	-7.3	-7.2	-7.5	-7.9
210	Pembuatan produk farmaseutikal, kimia perubatan dan botani	5.8	5.7	5.9	6.0	6.2	6.6	7.2	7.3	8.6	9.4	9.7
21001	Pembuatan bahan aktif ubat-ubatan untuk digunakan oleh bidang farmakologi dalam pembuatan ubat-ubatan	5.6	5.7	5.8	5.3	5.5	5.8	7.0	7.4	8.7	9.6	7.1
	Industri lain	6.4	5.7	6.1	7.6	8.0	8.5	7.7	7.2	8.3	8.8	16.4
221	Pembuatan produk getah	2.1	2.2	1.7	2.0	1.9	-0.5	-0.5	-0.2	0.2	-0.9	-0.5
22111	Pembuatan tayar getah untuk kenderaan	-3.6	-1.4	-0.5	-2.1	-2.2	-4.3	-4.8	-5.3	-5.1	-4.1	-4.0
22112	Pembuatan bunga tayar yang boleh ditukar ganti dan tayar celup	3.4	1.2	1.0	2.6	3.0	2.6	2.1	2.9	4.1	3.4	3.5
22191	Pembuatan produk lain daripada getah asli atau sintetik, tidak divulkan, divulkan atau dikeraskan &	-6.3	-6.2	-7.1	-4.0	-3.5	-5.5	-4.7	-2.9	0.4	1.2	5.2
22193	Pengilangan semula getah dan prosesan susu getah											
22192	Pembuatan sarung tangan getah	3.4	2.9	2.7	2.5	2.1	0.8	0.03	-0.5	-0.6	-2.5	-1.2
22199	Pembuatan produk getah lain yang t.t.t.l.	5.6	6.7	5.4	5.1	5.3	0.1	1.3	2.9	2.8	1.8	-1.5
222	Pembuatan produk plastik	-2.6	-2.9	0.1	0.0	-0.2	1.0	2.7	3.2	4.3	3.6	3.4
22201	Pembuatan produk plastik separa siap &	-6.3	-6.1	2.0	1.7	1.8	5.6	8.4	8.9	8.8	8.0	10.9
22202	Pembuatan produk plastik siap											
22203	Pembuatan artikel plastik untuk pembungkusan barangan	0.3	0.3	3.7	3.2	2.7	3.5	5.1	5.9	6.8	6.8	4.4
22204	Pembuatan barangan plastik jurubina	-1.7	-2.8	4.1	5.1	4.4	7.0	7.2	6.3	7.9	9.2	9.1
22205	Pembuatan pinggan mangkuk, peralatan dapur dan barangan tandas daripada plastik	13.5	13.3	13.2	15.6	16.1	17.9	21.3	20.1	20.8	13.3	11.2
22209	Pembuatan pelbagai produk plastik t.t.t.l.	-6.4	-7.3	-7.4	-7.8	-7.9	-8.3	-7.3	-6.7	-4.9	-4.6	-4.3
231 (23101 & 23102 & 23109)	Pembuatan kaca dan produk kaca	5.7	4.4	4.1	3.3	11.0	12.6	14.8	17.0	17.6	13.5	16.3

2023												Group Description/Period
Dis.	Jan.	Feb.	Mar.	Apr.	Mei	Jun	Jul.	Ogo.	Sep.	Okt.	Nov.	
1.6	1.3	2.7	3.0	3.5	1.8	1.4	2.2	2.2	1.5	2.0	2.2	Manufacture of products of wood, cork, straw and plaiting materials
1.7	2.4	4.4	2.6	2.7	1.2	1.3	4.3	3.5	2.3	2.7	3.2	Manufacture of veneer sheets and plywood
-4.9	-8.8	-7.6	-7.7	-8.2	-4.5	-4.3	-4.9	8.1	6.6	5.5	7.2	Manufacture of particle board and fibreboard
-3.4	-2.3	-1.1	6.5	9.1	5.3	4.1	3.2	-3.3	-4.0	-3.0	-5.4	Manufacture of builders' carpentry
9.3	6.7	7.0	7.1	8.0	4.0	2.6	-0.5	-0.3	0.5	1.9	2.5	Other industry
4.3	4.0	4.2	4.1	3.9	2.2	1.8	0.6	1.6	1.7	1.8	1.1	Manufacture of paper and paper products
5.3	5.2	7.9	7.1	7.2	-2.8	-3.2	-3.6	-0.4	-3.0	-3.6	-4.8	Manufacture of pulp, paper and paperboard
6.9	6.5	5.6	5.4	4.3	4.0	3.6	2.1	0.4	0.5	-0.01	-0.7	Manufacture of corrugated paper and paperboard and of containers of paper and paperboard
-0.3	-0.1	3.9	4.4	5.1	3.1	1.7	2.3	1.9	0.1	1.3	7.4	Manufacture of envelopes and letter-card
-1.4	-1.3	-1.4	-1.7	-1.6	-0.4	-1.6	-3.8	2.4	4.5	5.8	5.4	Manufacture of household and personal hygiene paper
4.0	3.8	3.9	4.3	5.7	3.3	4.4	4.1	1.8	2.0	2.7	0.3	Manufacture of gummed or adhesive paper in strips or rolls and labels and wall paper
6.0	4.1	4.8	5.0	5.0	5.8	5.5	4.6	8.1	8.2	9.4	9.5	Other industry
4.0	4.1	3.8	3.9	6.4	7.0	4.6	4.8	5.4	5.3	2.8	1.5	Printing, service activities related to printing and reproduction of recorded media
4.7	4.8	4.3	4.5	7.6	8.2	5.5	5.6	6.1	6.3	3.1	1.9	Printing
0.9	1.2	1.5	1.4	1.2	1.4	0.7	1.3	2.2	1.0	1.2	-0.2	Service activities related to printing
												Reproduction of recorded media
4.2	4.4	4.1	4.3	5.9	5.4	5.1	3.2	3.8	3.1	4.3	4.4	Manufacture of refined petroleum products
1.8	2.8	3.1	3.5	2.2	2.7	3.1	-1.1	0.4	0.1	0.2	1.2	Manufacture of basic chemicals, fertilizer and nitrogen compounds, plastics and synthetic rubber in primary forms
5.6	5.7	7.2	13.2	6.7	10.8	9.0	8.5	9.8	10.0	9.4	9.6	Manufacture of liquefied or compressed inorganic industrial or medical gases
8.5	8.9	9.6	9.4	6.2	6.5	7.6	1.8	3.0	2.5	2.8	-0.7	Manufacture of basic organic chemicals
												Manufacture of inorganic compounds
												Manufacture of fertilizers
-16.2	-14.2	-13.9	-12.5	-8.7	-8.7	-8.6	-15.6	-15.4	-16.7	-17.1	-5.1	Manufacture of associated nitrogen products
1.2	3.2	2.2	0.2	0.3	0.5	1.0	0.3	2.3	2.4	2.2	3.0	Manufacture of plastics in primary forms
13.0	13.3	14.8	14.1	8.4	5.2	5.7	0.7	5.7	6.9	8.9	7.0	Other industry
4.3	3.6	4.3	1.2	2.9	0.8	0.1	1.4	1.4	0.2	0.2	-1.5	Manufacture of other chemical products and man-made fibres
-0.3	1.2	6.0	7.5	7.2	8.2	6.2	6.3	17.0	14.9	18.0	13.2	Manufacture of pesticides and other agrochemical products
-0.3	0.1	-1.2	-11.2	3.2	4.0	4.0	4.1	4.4	2.7	2.9	2.3	Manufacture of paints, varnishes and similar coatings ink and mastics
15.2	16.7	16.8	3.6	4.4	4.1	6.0	6.6	5.5	4.0	4.5	4.9	Manufacture of printing ink
5.7	2.5	4.3	4.4	3.1	-3.9	-5.0	-3.8	-3.5	-5.3	-6.0	-7.4	Manufacture of soap and detergents, cleaning and polishing preparations
												Manufacture of perfumes and toilet preparations
												Manufacture of photographic plates, films, sensitized paper and other sensitized unexposed materials
3.3	4.1	3.5	3.4	1.2	2.2	1.0	3.9	1.9	2.0	2.3	-0.8	Manufacture of writing and drawing ink
												Manufacture of other chemical products n.e.c.
-11.4	-14.9	-7.3	-4.0	-3.9	-4.1	-6.1	-7.3	-30.4	-36.1	-40.7	-35.1	Other industry
8.9	8.6	8.5	8.5	1.3	0.6	-0.3	0.2	1.7	1.6	1.9	2.2	Manufacture of pharmaceuticals, medicinal chemical and botanical products
7.0	6.5	5.7	6.1	3.4	1.1	0.1	-0.6	1.4	1.5	0.8	0.8	Manufacture of medicinal active substances to be used for their pharmacological properties in the manufacture of medicaments
13.8	13.6	15.3	14.4	-3.8	-0.6	-1.2	2.2	2.4	2.0	4.8	5.5	Other industry
-0.2	-3.7	-3.1	-2.7	-7.6	-8.7	-9.2	-8.3	-6.3	-6.0	-4.8	-3.8	Manufacture of rubber products
-6.1	-7.3	-7.1	-6.3	-6.1	-6.4	-6.3	13.6	2.7	3.0	2.3	2.5	Manufacture of rubber tyres for vehicles
3.6	3.5	10.7	12.2	6.4	9.1	14.2	15.3	13.9	14.0	14.7	15.2	Manufacture of interchangeable tyre treads and retreading rubber tyres
5.8	7.2	11.7	12.5	9.4	10.7	13.2	15.6	8.6	7.0	6.7	4.2	Manufacture of other products of natural or synthetic rubber, unvulcanized, vulcanized or hardened
												Rubber remilling and latex processing
-1.1	-8.6	-8.6	-8.5	-14.7	-16.3	-18.7	-19.3	-14.4	-14.0	-12.1	-9.4	Manufacture of rubber gloves
-0.4	0.6	0.2	0.9	-3.1	-4.9	-3.2	-4.3	-0.7	0.1	0.9	-0.1	Manufacture of other rubber products n.e.c.
3.3	4.7	5.8	2.5	2.4	3.0	2.6	4.0	2.8	2.9	3.2	3.5	Manufacture of plastics products
												Manufacture of semi-manufactures of plastic products
11.4	12.4	13.5	3.8	4.7	5.5	2.4	1.6	2.1	2.7	3.0	1.8	Manufacture of finished plastic products
4.0	5.8	7.9	4.3	4.4	5.1	4.7	6.7	6.1	6.5	5.8	5.8	Manufacture of plastic articles for the packing of goods
9.3	9.7	10.6	2.6	1.5	3.7	3.7	2.7	2.9	3.1	1.2	1.1	Manufacture of builders' plastics ware
9.4	-2.8	-1.5	-1.4	-4.9	-4.8	-5.4	-9.5	-3.5	-6.2	-2.6	-1.3	Manufacture of plastic tableware, kitchenware and toilet articles
-4.1	0.6	0.9	1.0	1.2	1.6	3.1	7.3	2.1	2.2	2.7	3.8	Manufacture of diverse plastic products n.e.c.
11.3	10.2	11.5	11.3	11.5	6.2	5.5	-0.4	1.5	2.6	1.9	-0.3	Manufacture of glass and glass products

Jadual Table **1.5b** : Bilangan Pekerja Bergaji Sektor Pembuatan Mengikut Kumpulan: Perubahan Peratusan Tahunan
 : Number of Paid Employees of Manufacturing Sector by Group: Annual Percentage Change

Kod Kumpulan Group code	Keterangan Kumpulan/Tempoh	2021	2022	2022		
				Q1	Q2	Q3
239	Pembuatan pengeluaran galian bukan logam t.t.t.l.	1.4	-0.5	0.3	1.5	0.3
23911	Pembuatan mortar refraktori dan konkrit					
&						
23921	Pembuatan seramik bukan refraktori	3.6	-6.6	-9.2	-9.5	-8.5
23930	Pembuatan produk porselin dan seramik lain	-6.2	2.9	-2.0	-2.8	5.1
23941	Pembuatan simen hidrolik	6.1	-4.7	3.6	6.9	-4.5
23951	Pembuatan konkrit dan mortar siap bancuh dan bancuhan kering	2.0	4.3	3.1	5.2	2.3
23952	Pembuatan konkrit pratuangan, simen atau artikel batu buatan yang digunakan dalam pembinaan;					
&						
23953	Pembuatan komponen struktur pasang siap untuk bangunan atau kejuruteraan awam dari simen, batu atau konkrit buatan	3.3	-0.9	2.4	3.7	2.8
&	Pembuatan artikel konkrit, simen dan plaster lain t.t.t.l.					
23959						
23990	Pembuatan produk mineral bukan logam lain t.t.t.l.	4.9	0.8	7.7	7.1	4.9
	Industri lain	-10.9	1.0	-7.8	-5.1	-3.6
241 (24101 & 24102 & 24103 & 24104 & 24109)	Pembuatan besi dan keluli asas	1.8	0.4	0.9	3.8	6.0
242 (24201 & 24202 & 24209)	Pembuatan logam asas berharga dan logam bukan ferus lain	-1.9	1.6	0.02	1.1	2.3
243	Pengacuan logam	1.7	-2.8	0.2	0.5	0.9
251 & 252	Pembuatan produk struktur logam, tangki, takungan, penjana wap, senjata dan peluru	-1.1	0.8	-2.3	1.6	-2.1
25113	Pembuatan pintu, tingkap dan bingkai, penutup tingkap dan pintu pagar daripada logam	-1.8	-0.2	-3.2	0.3	-5.6
25119	Pembuatan produk struktur logam lain					
25120	Pembuatan tangki, takungan dan kontena daripada logam	1.5	4.6	1.1	4.1	7.1
	Industri lain	-1.2	0.5	-2.0	4.7	3.9
259	Pembuatan lain-lain produk yang direka daripada logam; aktiviti perkhidmatan kerja logam	2.9	2.2	2.6	2.8	3.5
25910	Tempaan, tekanan, hentakan dan bentuk gelekkan logam; serbuk metalurgi	2.2	1.5	1.6	2.7	5.5
25920	Rawatan dan penyalutan logam; menggunakan mesin	5.0	5.8	3.2	2.1	7.0
25991	Pembuatan tin untuk produk makanan dan minuman, tiub dan kotak boleh dilipat	0.4	-1.9	1.0	1.0	2.4
25992	Pembuatan kabel, plaited bands (jalur/pita berpintal) dan artikel seumpamanya daripada logam	0.2	0.3	1.1	1.8	-0.5
&						
25993	Pembuatan bolt, skru, nat dan produk uliran seumpamanya					
25994	Pembuatan barangan rumah daripada logam	-7.5	-0.8	-6.0	1.5	-1.2
25999	Pembuatan produk lain yang direka daripada logam t.t.t.l.	7.3	5.4	5.4	3.9	3.6
	Industri lain	3.0	-0.3	4.8	4.7	4.5
261	Pembuatan komponen dan papan elektronik	8.8	7.4	8.4	8.3	9.5
26101	Pembuatan diod, transistor dan alatan semikonduktor yang seumpamanya					
&						
26102	Pembuatan litar elektronik bersepadu dengan pemasangan mikro	7.5	6.7	7.2	7.6	8.0
26103	Pembuatan kapasitor dan perintang elektrik					
&						
26104	Pembuatan papan litar bercetak	11.9	9.3	10.9	10.2	13.0
&						
26105	Pembuatan komponen paparan					
26109	Pembuatan komponen lain untuk aplikasi elektronik	2.1	1.1	3.7	4.1	3.1
262 (26201 & 26202)	Pembuatan komputer dan kelengkapan peranti	9.2	5.8	8.8	9.4	7.0
263/ 26300	Pembuatan peralatan komunikasi	2.7	7.8	4.6	4.6	8.4
264/ 26400	Pembuatan peralatan elektronik pengguna	-0.6	3.9	0.6	5.4	4.2
265	Pembuatan kelengkapan mengukur, menguji, memandu arah dan kawalan; jam tangan dan jam	6.7	8.2	3.8	5.0	8.0
26511	Pembuatan kelengkapan mengukur, menguji, memandu arah dan kawalan	7.3	8.8	2.9	3.4	6.2
&						
26512	Pembuatan kelengkapan kawalan proses perindustrian					
26520	Pembuatan jam tangan dan jam dan bahagiannya	4.9	6.0	6.7	10.7	14.6
266/ 26600	Pembuatan peralatan penyinaran, perubatan elektro dan elektroterapeutik	0.1	1.5	-0.4	-1.1	-1.8

		2023		2022		2023		Group Description/Period
Q4	Q1	Q2	Q3	(Jan. - Nov.)	(Jan. - Nov.)			
-0.5	-2.0	0.04	2.1	0.2	2.5	Manufacture of non-metallic mineral products		
						Manufacture of refractory mortars and concretes		
-6.6	-6.4	-5.2	-4.0	-5.3	-8.6	Manufacture of non-refractory ceramic		
2.9	-12.6	-11.8	-14.2	3.0	-13.6	Manufacture of other porcelain and ceramic products		
-4.7	-6.6	-9.9	0.7	-3.9	0.5	Manufacture of hydraulic cement		
4.3	1.7	-0.8	1.8	5.7	1.30	Manufacture of ready-mix and dry-mix concrete and mortars		
						Manufacture of precast concrete, cement or artificial stone articles for use in construction		
-0.9	0.7	6.2	5.1	-0.8	5.0	Manufacture of prefabricated structural components for building or civil engineering of cement, concrete or artificial stone		
						Manufacture of other articles of concrete, cement and plaster n.e.c.		
0.8	-5.1	0.3	6.6	0.0	12.9	Manufacture of other non-metallic mineral products n.e.c.		
1.0	1.8	2.5	6.7	2.6	12.6	Other industry		
0.4	1.7	1.6	4.9	5.3	5.1	Manufacture of basic iron and steel		
1.6	-0.4	-0.3	-4.8	1.3	-5.7	Manufacture of basic precious and other non-ferrous metals		
-2.8	-2.4	0.1	1.8	-2.3	1.5	Casting of metals		
0.8	1.1	1.3	2.2	-1.5	1.7	Manufacture of structural metal products, tanks, reservoirs , steam generators , weapons and ammunition		
						Manufacture of metal doors, windows and their frames, shutters and gates		
-0.2	-0.9	0.2	6.0	-3.6	4.9	Manufacture of other structural metal products		
4.6	6.2	3.4	-8.7	5.2	-7.7	Manufacture of tanks, reservoirs and containers of metal		
0.5	4.3	3.6	-0.5	0.1	-0.2	Other industry		
2.2	2.1	2.2	5.2	2.1	5.0	Manufacture of other fabricated metal products; metal working service activities		
1.5	-1.1	-5.8	-2.0	1.4	-0.1	Forging, pressing, stamping and roll-forming of metal; powder metallurgy		
5.8	4.8	6.8	-6.9	3.8	-7.1	Treatment and coating of metals; machining		
-1.9	0.5	-1.6	7.5	0.1	5.7	Manufacture of tins and cans for food products, collapsible tubes and boxes		
						Manufacture of metal cable, plaited bands and similar articles		
0.3	1.8	3.2	6.6	0.8	3.9	Manufacture of bolts, screws, nuts and similar threaded products		
-0.8	1.8	5.2	11.8	-1.0	13.9	Manufacture of metal household articles		
5.4	3.5	5.2	10.1	5.3	8.3	Manufacture of any other fabricated metal products n.e.c.		
-0.3	3.8	7.1	18.7	-0.1	22.2	Other industry		
7.4	6.5	7.1	4.8	7.3	3.1	Manufacture of electronic components and boards		
						Manufacture of diodes, transistors and similar semiconductor devices		
6.7	5.1	4.1	2.2	6.6	2.2	Manufacture of electronic integrated circuits micro assemblies		
						Manufacture of electrical capacitors and resistors		
9.3	9.5	12.1	8.4	9.1	4.5	Manufacture of printed circuit boards		
						Manufacture of display components		
1.1	0.2	2.8	4.7	2.1	2.5	Manufacture of other components for electronic applications		
5.8	0.3	-1.1	-2.4	6.8	-3.7	Manufacture of computers and peripheral equipment		
7.8	6.6	4.7	-0.6	6.4	1.1	Manufacture of communication equipment		
3.9	0.9	-2.8	5.7	3.5	3.2	Manufacture of consumer electronics		
8.2	8.5	7.5	2.0	8.0	0.1	Manufacture of measuring, testing, navigating and control equipment; watches and clocks		
						Manufacture of measuring, testing, navigating and control equipment		
8.8	10.0	10.8	3.1	9.0	0.3	Manufacture of industrial process control equipment		
6.0	3.4	-3.1	-1.5	4.9	-0.6	Manufacture of watches and clocks and parts		
1.5	1.8	1.4	-2.1	1.6	-3.4	Manufacture of irradiation, electromedical and electrotherapeutic equipment		

Jadual Table **1.5b** : Bilangan Pekerja Bergaji Sektor Pembuatan Mengikut Kumpulan: Perubahan Peraturan Tahunan (samb.)
 : Number of Paid Employees of Manufacturing Sector by Group: Annual Percentage Change (cont.)

Kod Kumpulan Group code	Keterangan Kumpulan/Tempoh	2022										
		Jan.	Feb.	Mac	Apr.	Mei	Jun	Jul.	Ogo.	Sep.	Okt.	Nov.
239	Pembuatan pengeluaran galian bukan logam t.t.t.l.	0.3	0.5	0.3	0.0	-0.8	1.5	1.3	0.5	0.3	0.9	0.2
23911	Pembuatan mortar refraktori dan konkrit											
&												
23921	Pembuatan seramik bukan refraktori	-6.0	-5.6	-9.2	-10.1	-10.3	-9.5	-7.3	-7.4	-8.5	-5.8	-5.3
23930	Pembuatan produk porselin dan seramik lain	-5.7	-1.2	-2.0	-2.9	-4.8	-2.8	0.3	1.3	5.1	3.2	3.0
23941	Pembuatan simen hidraulik	4.0	4.2	3.6	5.6	6.7	6.9	7.3	-6.1	-4.5	-4.4	-3.9
23951	Pembuatan konkrit dan mortar siap bancuh dan bancuhan kering	0.7	2.3	3.1	5.2	3.5	5.2	3.1	3.2	2.3	5.6	5.7
23952	Pembuatan konkrit pratuangan, simen atau artikel batu buatan yang digunakan dalam pembinaan;											
&												
23953	Pembuatan komponen struktur pasang siap untuk bangunan atau kejuruteraan awam dari simen, batu atau konkrit buatan	3.9	1.8	2.4	0.7	0.2	3.7	2.9	3.1	2.8	3.6	-0.8
&	Pembuatan artikel konkrit, simen dan plaster lain t.t.t.l.											
23959												
23990	Pembuatan produk mineral bukan logam lain t.t.t.l.	6.7	7.6	7.7	6.3	3.5	7.1	6.4	6.6	4.9	-0.1	0.0
	Industri lain	-9.2	-8.1	-7.8	-7.4	-7.3	-5.1	-5.4	-3.2	-3.6	-3.8	2.6
241 (24101 & 24102 & 24103 & 24104 & 24109)	Pembuatan besi dan keluli asas	-0.6	-0.2	0.9	3.5	3.5	3.8	5.6	5.8	6.0	5.3	5.3
242 (24201 & 24202 & 24209)	Pembuatan logam asas berharga dan logam bukan ferus lain	-0.9	0.3	0.0	1.5	1.0	1.1	2.9	3.0	2.3	1.6	1.3
243	Pengacuan logam	5.1	4.1	0.2	-1.2	-0.7	0.5	4.0	0.9	0.9	1.8	-2.3
251 & 252	Pembuatan produk struktur logam, tangki, takungan, penjana wap, senjata dan peluru	-1.5	-2.1	-2.3	-1.5	-1.0	1.6	0.1	0.3	-2.1	-2.5	-1.5
25113	Pembuatan pintu, tingkap dan bingkai, penutup tingkap dan pintu pagar daripada logam	-2.0	-2.6	-3.2	-3.0	-3.0	0.3	-2.2	-2.9	-5.6	-6.2	-3.6
25119	Pembuatan produk struktur logam lain											
25120	Pembuatan tangki, takungan dan kontena daripada logam	0.7	1.3	1.1	2.3	3.2	4.1	4.2	6.9	7.1	6.4	5.2
	Industri lain	-1.8	-3.5	-2.0	1.0	3.5	4.7	6.1	7.6	3.9	4.3	0.1
259	Pembuatan lain-lain produk yang direka daripada logam; aktiviti perkhidmatan kerja logam	2.7	2.3	2.6	1.8	2.0	2.8	3.5	3.9	3.5	2.7	2.1
25910	Tempaan, tekanan, hentakan dan bentuk gelekkan logam; serbuk metalurgi	1.3	1.7	1.6	1.8	2.6	2.7	3.1	5.4	5.5	3.6	1.4
25920	Rawatan dan penyalutan logam; menggunakan mesin	5.1	3.4	3.2	1.1	0.9	2.1	3.6	5.3	7.0	6.8	3.8
25991	Pembuatan tin untuk produk makanan dan minuman, tiub dan kotak boleh dilipat	0.9	1.2	1.0	1.5	-0.3	1.0	2.8	4.0	2.4	-0.1	0.1
25992	Pembuatan kabel, plaited bands (jalur/pita berpintal) dan artikel seumpamanya daripada logam	-0.6	0.8	1.1	0.6	1.1	1.8	3.1	2.8	-0.5	0.6	0.8
&												
25993	Pembuatan bolt, skru, nat dan produk uliran seumpamanya											
25994	Pembuatan barangan rumah daripada logam	-8.2	-8.3	-6.0	-7.8	-7.1	1.5	-0.3	-0.2	-1.2	-1.1	-1.0
25999	Pembuatan produk lain yang direka daripada logam t.t.t.l.	7.8	4.7	5.4	3.2	3.8	3.9	4.3	3.3	3.6	3.2	5.3
	Industri lain	3.6	4.7	4.8	4.9	4.2	4.7	5.1	3.6	4.5	2.0	-0.1
261	Pembuatan komponen dan papan elektronik	8.3	7.9	8.4	8.0	7.8	8.3	8.6	8.7	9.5	7.3	7.3
26101	Pembuatan diod, transistor dan alatan semikonduktor yang seumpamanya											
&												
26102	Pembuatan litar elektronik bersepadu dengan pemasangan mikro	6.5	6.2	7.2	6.7	6.4	7.6	7.9	7.8	8.0	7.3	6.6
26103	Pembuatan kapasitor dan perintang elektrik											
&												
26104	Pembuatan papan litar bercetak	11.7	11.3	10.9	10.5	10.3	10.2	10.6	10.8	13.0	8.1	9.1
&												
26105	Pembuatan komponen paparan											
26109	Pembuatan komponen lain untuk aplikasi elektronik	3.2	2.9	3.7	4.2	4.9	4.1	3.7	3.7	3.1	2.0	2.1
262 (26201 & 26202)	Pembuatan komputer dan kelengkapan peranti	8.3	7.7	8.8	8.4	9.0	9.4	7.9	8.2	7.0	6.4	6.8
263/ 26300	Pembuatan peralatan komunikasi	2.3	3.7	4.6	3.9	4.5	4.6	5.5	6.3	8.4	7.4	6.4
264/ 26400	Pembuatan peralatan elektronik pengguna	1.2	0.8	0.6	3.5	3.8	5.4	12.5	12.6	4.2	2.2	3.5
265	Pembuatan kelengkapan mengukur, menguji, memandu arah dan kawalan; jam tangan dan jam	3.9	3.5	3.8	3.3	3.0	5.0	6.4	7.3	8.0	8.3	8.0
26511	Pembuatan kelengkapan mengukur, menguji, memandu arah dan kawalan	3.4	3.0	2.9	2.5	2.0	3.4	4.5	5.5	6.2	6.4	9.0
&												
26512	Pembuatan kelengkapan kawalan proses perindustrian											
26520	Pembuatan jam tangan dan jam dan bahagiannya	5.8	5.1	6.7	5.8	6.7	10.7	13.2	13.8	14.6	15.3	4.9
266/ 26600	Pembuatan peralatan penyinaran, perubahan elektro dan elektroterapeutik	-0.1	-0.5	-0.4	-0.9	-0.6	-1.1	-2.1	-2.3	-1.8	-1.0	1.6

2023												Group Description/Period
Dis.	Jan.	Feb.	Mar.	Apr.	Mei	Jun	Jul.	Ogo.	Sep.	Okt.	Nov.	
-0.5	-1.0	-1.5	-2.0	-2.0	-0.5	0.04	1.0	1.9	2.1	1.8	2.5	Manufacture of non-metallic mineral products
												Manufacture of refractory mortars and concretes
-6.6	-5.3	-4.7	-6.4	-5.9	-6.1	-5.2	-7.4	-4.3	-4.0	-5.8	-8.6	Manufacture of non-refractory ceramic
2.9	1.4	-13.3	-12.6	-12.8	-11.1	-11.8	-12.6	-11.1	-14.2	-15.1	-13.6	Manufacture of other porcelain and ceramic products
-4.7	-3.6	-3.7	-6.6	-9.6	-9.7	-9.9	-6.8	1.4	0.7	0.4	0.5	Manufacture of hydraulic cement
4.3	4.4	3.4	1.7	-2.7	-0.3	-0.8	2.6	-0.02	1.8	0.7	1.3	Manufacture of ready-mix and dry-mix concrete and mortars
												Manufacture of precast concrete, cement or artificial stone articles for use in construction
-0.9	-1.2	0.1	0.7	3.5	5.2	6.2	5.3	5.5	5.1	4.0	5.0	Manufacture of prefabricated structural components for building or civil engineering of cement, concrete or artificial stone
												Manufacture of other articles of concrete, cement and plaster n.e.c.
0.8	-4.1	-4.4	-5.1	-3.7	-0.1	0.3	5.6	4.0	6.6	12.4	12.9	Manufacture of other non-metallic mineral products n.e.c.
1.0	-0.5	0.3	1.8	0.5	1.1	2.5	4.2	6.4	6.7	6.2	12.6	Other industry
0.4	1.8	1.0	1.7	1.3	2.1	1.6	1.3	2.9	4.9	4.3	5.1	Manufacture of basic iron and steel
1.6	0.7	0.4	-0.4	-1.6	-0.7	-0.3	-0.9	-4.0	-4.8	-4.4	-5.7	Manufacture of basic precious and other non-ferrous metals
-2.8	-3.2	-2.0	-2.4	1.6	1.4	0.1	-0.6	2.2	1.8	2.0	1.5	Casting of metals
0.8	0.3	1.3	1.1	0.5	1.2	1.3	1.4	2.6	2.2	1.8	1.7	Manufacture of structural metal products, tanks, reservoirs , steam generators , weapons and ammunition
												Manufacture of metal doors, windows and their frames, shutters and gates
-0.2	-1.3	-0.3	-0.9	-0.9	-0.2	0.2	1.6	7.5	6.0	5.8	4.9	Manufacture of other structural metal products
4.6	5.2	5.5	6.2	2.3	3.2	3.4	1.6	-9.3	-8.7	-9.6	-7.7	Manufacture of tanks, reservoirs and containers of metal
0.5	1.7	3.9	4.3	4.5	5.3	3.6	0.2	-4.2	-0.5	-1.1	-0.2	Other industry
2.2	2.8	3.3	2.1	2.2	2.7	2.2	3.1	4.7	5.2	5.5	5.0	Manufacture of other fabricated metal products; metal working service activities
1.5	1.2	-1.4	-1.1	-3.7	-4.5	-5.8	-1.9	-0.8	-2.0	-0.8	-0.1	Forging, pressing, stamping and roll-forming of metal; powder metallurgy
5.8	6.1	6.2	4.8	6.1	6.5	6.8	3.8	-5.5	-6.9	-7.6	-7.1	Treatment and coating of metals; machining
-1.9	-0.3	0.6	0.5	-4.9	-1.9	-1.6	-1.2	6.7	7.5	8.8	5.7	Manufacture of tins and cans for food products, collapsible tubes and boxes
												Manufacture of metal cable, plaited bands and similar articles
0.3	2.2	3.0	1.8	3.5	4.1	3.2	4.7	4.2	6.6	5.9	3.9	Manufacture of bolts, screws, nuts and similar threaded products
-0.8	1.6	0.6	1.8	6.4	4.3	5.2	11.5	9.8	11.8	13.5	13.9	Manufacture of metal household articles
5.4	5.3	8.2	3.5	5.4	5.9	5.2	5.1	9.6	10.1	10.5	8.3	Manufacture of any other fabricated metal products n.e.c.
-0.3	0.5	3.3	3.8	4.6	6.8	7.1	6.6	15.8	18.7	19.1	22.2	Other industry
7.4	6.9	7.2	6.5	7.7	8.1	7.1	4.0	4.5	4.8	4.6	3.1	Manufacture of electronic components and boards
												Manufacture of diodes, transistors and similar semiconductor devices
6.7	5.9	6.1	5.1	7.7	5.9	4.1	1.7	2.3	2.2	2.4	2.2	Manufacture of electronic integrated circuits micro assemblies
												Manufacture of electrical capacitors and resistors
9.3	9.5	10.0	9.5	9.1	12.4	12.1	7.5	8.0	8.4	7.6	4.5	Manufacture of printed circuit boards
												Manufacture of display components
1.1	0.3	0.4	0.2	-1.4	1.5	2.8	2.9	3.1	4.7	4.9	2.5	Manufacture of other components for electronic applications
5.8	0.5	0.5	0.3	0.2	-0.3	-1.1	-1.7	-4.4	-2.4	-2.0	-3.7	Manufacture of computers and peripheral equipment
7.8	8.6	6.7	6.6	6.7	5.9	4.7	-2.5	0.2	-0.6	1.2	1.1	Manufacture of communication equipment
3.9	0.8	0.6	0.9	-2.8	-2.1	-2.8	-5.2	-4.1	5.7	3.9	3.2	Manufacture of consumer electronics
8.2	7.4	9.2	8.5	8.6	9.5	7.5	4.4	0.3	2.0	1.2	0.1	Manufacture of measuring, testing, navigating and control equipment; watches and clocks
												Manufacture of measuring, testing, navigating and control equipment
8.8	8.2	10.4	10.0	10.1	12.1	10.8	6.9	2.0	3.1	2.0	0.3	Manufacture of industrial process control equipment
6.0	4.9	5.1	3.4	3.6	0.9	-3.1	-3.6	-5.3	-1.5	-1.6	-0.6	Manufacture of watches and clocks and parts
1.5	2.2	1.5	1.8	2.2	2.1	1.4	-7.8	-5.2	-2.1	-3.1	-3.4	Manufacture of irradiation, electromedical and electrotherapeutic equipment

Jadual Table **1.5b** : Bilangan Pekerja Bergaji Sektor Pembuatan Mengikut Kumpulan: Perubahan Peratusan Tahunan
 : Number of Paid Employees of Manufacturing Sector by Group: Annual Percentage Change

Kod Kumpulan Group code	Keterangan Kumpulan/Tempoh	2021	2022	2022		
				Q1	Q2	Q3
267 (26701 & 26702) & 268 (26800)	Pembuatan peralatan optikal, kelengkapan fotografi, media magnetik dan optikal	-8.8	-1.4	-11.2	-6.6	-4.2
271	Pembuatan motor elektrik, penjana, transformer dan perkakasan pengagihan dan pengawalan elektrik	6.7	2.8	4.0	4.0	4.6
	27101 Pembuatan motor elektrik, penjana dan transformer	5.8	-2.3	0.6	1.2	-0.2
	27102 Pembuatan perkakasan pengagihan dan pengawalan elektrik	7.4	6.8	6.9	6.3	8.4
272/ 27200	Pembuatan bateri dan akumulator	-8.8	8.3	-5.3	-3.5	2.8
273	Pembuatan pendawaian dan peranti pendawaian	7.9	-0.4	9.8	9.4	5.3
	27310 Pembuatan kabel gantian optikal	-0.3	4.4	5.6	10.5	8.5
	27320 Pembuatan wayar dan kabel elektronik dan elektrik lain	7.2	1.2	9.1	10.1	5.6
	27330 Pembuatan alatan pendawaian pembawa dan bukan pembawa arus untuk litar elektrik (tanpa mengira jenis bahan)	22.1	-23.7	22.6	0.9	0.3
274/ 27400	Pembuatan kelengkapan pencahayaan elektrik	-18.9	-1.0	-17.5	-12.3	-1.5
275/ 27500	Pembuatan perkakasan domestik	3.3	-3.1	2.1	3.6	1.4
279/ 27900	Pembuatan kelengkapan elektrik lain	0.5	3.1	3.5	6.5	4.1
281 & 282	Pembuatan jentera kegunaan umum dan kegunaan khas	1.1	3.6	1.2	2.8	4.4
	28120 Pembuatan alat-alat kuasa bendalir &	22.6	-1.0	24.1	23.6	19.4
	28130 Pembuatan pam, pemampat, kepala paip dan injap lain					
	28180 Pembuatan alatan tangan yang menggunakan kuasa dilengkapkan dengan motor elektrik atau bukan motor elektrik atau pneumatik	-5.1	-2.1	-4.2	-3.9	-4.1
	28220 Pembuatan jentera pembentukan logam dan alatan mesin					
	28192 Pembuatan mesin penyaman udara, termasuk untuk kenderaan bermotor	-7.9	15.3	2.1	2.4	11.2
	28290 Pembuatan lain-lain mesin bertujuan khas t.t.t.l. Industri lain	-3.4 4.4	-2.8 6.3	0.1 0.9	0.1 4.3	-1.2 6.6
291 (29101 & 29102)	Pembuatan kenderaan bermotor	1.7	4.5	1.9	4.0	5.2
292/ 29200	Pembuatan kerangka (<i>coachwork</i>) untuk kenderaan bermotor; pembuatan treler dan semi treler	-1.1	12.8	2.5	5.2	7.7
293/ 29300	Pembuatan alat ganti dan aksesori untuk kenderaan bermotor	0.9	2.1	2.2	3.4	2.9
301 (30110 & 30120)	Pembinaan kapal dan bot	-0.6	8.5	-0.5	7.5	5.6
302, 303, 304 & 309	Pembuatan lokomotif keretapi, <i>rolling stock</i> , kapal angkasa dan udara, jentera berkaitan, kenderaan tempur ketenteraan, dan kelengkapan pengangkutan t.t.t.l.	1.5	2.6	1.0	4.7	4.9
	30910 Pembuatan motosikal	3.4	3.4	2.7	4.4	4.8
	30920 Pembuatan basikal dan <i>invalid carriages</i> Industri lain	-7.1 2.1	7.5 0.8	-11.2 3.0	5.4 4.8	10.2 3.8
310	Pembuatan perabot	4.0	0.6	4.4	10.7	1.9
	31001 Pembuatan perabot kayu dan rotan Industri lain	5.4 -0.4	0.6 0.5	7.3 -4.2	15.3 -2.6	3.5 -3.2
321 (32110 & 32120)	Pembuatan barang kemas, <i>bijouterie</i> dan artikel berkaitan	-4.2	3.3	-1.9	0.2	1.7
322, 325 & 329	Pembuatan instrumen muzik, peralatan dan bekalan perubatan dan pergigian dan pembuatan lain t.t.t.l.	8.2	3.6	4.0	5.7	6.6
	32901 Pembuatan alat tulis Industri lain	3.0 9.9	-2.2 5.4	1.2 4.8	2.9 6.6	4.4 7.2
323/ 32300	Pembuatan barangan sukan	13.0	2.1	-1.4	1.6	4.5
324/ 32400	Pembuatan permainan dan mainan	0.5	8.2	1.1	7.3	13.3
331 & 332	Pembaikan pemasangan produk logam, jentera, kelengkapan dan pemasangan jentera perindustrian dan kelengkapan	3.7	2.1	4.3	7.5	2.1
	33150 Pembaikan dan penyelenggaraan kelengkapan pengangkutan kecuali motosikal dan basikal Industri lain	-7.3 6.1	4.5 1.6	-4.2 6.0	1.4 8.7	0.2 2.5
Jumlah Pembuatan		2.7	3.4	2.4	3.7	3.8

		2023		2022		2023		Group Description/Period
Q4	Q1	Q2	Q3	(Jan. - Nov.)	(Jan. - Nov.)			
-1.4	6.0	-1.4	3.9	-2.4	3.4	Manufacture of optical instruments, photographic equipment, magnetic and optical media		
2.8	3.2	2.4	0.8	4.2	-0.5	Manufacture of electric motors, generators, transformers and electricity distribution and control apparatus		
-2.3	-1.0	-2.1	1.3	-1.0	1.5	Manufacture of electric motors, generators and transformers		
6.8	6.6	5.9	0.5	8.4	-1.9	Manufacture of electricity distribution and control apparatus		
8.3	1.6	3.3	1.0	6.7	0.2	Manufacture of batteries and accumulators		
-0.4	1.6	-3.2	-1.1	3.9	-3.9	Manufacture of wiring and wiring devices		
4.4	1.3	1.0	-6.2	8.0	6.8	Manufacture of fibre optic cables		
1.2	3.2	-2.5	-0.2	4.1	-3.9	Manufacture of other electronic and electric wires and cables		
-23.7	-17.8	-14.5	-9.5	-0.9	-9.8	Manufacture of current-carrying and non current-carrying wiring devices for electrical circuits regardless of material		
-1.0	-0.5	-6.2	-3.4	-2.3	7.4	Manufacture of electric lighting equipment		
-3.1	-1.2	1.2	0.4	-3.2	1.2	Manufacture of domestic appliances		
3.1	1.9	-1.1	1.3	3.0	-1.8	Manufacture of other electrical equipment		
3.6	3.8	2.3	-0.1	3.2	-0.7	Manufacture of general-purpose and special-purpose machinery		
-1.0	2.1	5.5	-2.2	-2.3	-3.1	Manufacture of fluid power equipment		
-2.1	0.7	2.3	1.7	-2.0	2.7	Manufacture of other pumps, compressors, taps and valves		
15.3	9.4	6.7	-6.3	14.1	-10.2	Manufacture of power-driven hand tools with self-contained electric or non-electric motor or pneumatic drives		
-2.8	-3.9	-1.2	-9.0	-3.1	-8.6	Manufacture of metal-forming machinery and machine tools		
6.3	6.1	1.7	2.5	6.1	1.6	Manufacture of air-conditioning machines, including for motor vehicles		
4.5	0.4	0.6	2.2	4.5	2.7	Manufacture of other special-purpose machinery		
12.8	13.5	10.2	21.7	7.1	23.1	Other industry		
2.1	1.9	0.8	-1.5	2.2	-1.9	Manufacture of motor vehicles		
8.5	7.2	8.4	10.0	7.2	8.1	Manufacture of bodies (coachwork) for motor vehicles; manufacture of trailers and semi-trailers		
2.6	-0.1	-1.1	-3.4	2.3	-2.0	Manufacture of parts and accessories for motor vehicles		
3.4	4.6	3.3	9.2	2.5	10.6	Building of ships and boats		
7.5	-5.5	-14.2	-51.0	9.3	-55.2	Manufacture of railway locomotives, rolling stock, air and spacecraft, related machinery, military fighting vehicles and transport equipment n.e.c		
0.8	-2.6	-1.4	-2.0	0.6	0.8	Manufacture of motorcycles		
0.6	0.5	1.0	3.0	0.4	5.7	Manufacture of bicycles and invalid carriages		
0.6	-0.3	0.1	3.2	1.5	5.1	Other industry		
0.5	3.1	3.9	2.6	-3.2	7.5	Manufacture of furniture		
3.3	14.5	10.2	4.1	2.55	1.8	Manufacture of wooden and cane furniture		
3.6	2.1	0.9	4.4	3.8	4.9	Other industry		
-2.2	-1.2	-2.9	-0.2	-2.4	-0.3	Manufacture of jewellery, bijouterie and related articles		
5.4	3.1	2.0	5.7	5.7	6.5	Manufacture of musical instruments, medical and dental instruments and supplies and other manufacturing n.e.c.		
2.1	-1.1	-0.9	-18.6	0.6	-18.0	Manufacture of stationery		
8.2	2.3	-0.8	-7.6	12.3	-6.5	Other industry		
2.1	1.7	1.3	4.2	0.6	3.4	Manufacture of sports goods		
4.5	9.2	8.9	10.6	-0.5	7.6	Manufacture of games and toys		
1.6	0.3	-0.1	3.0	0.8	2.6	Repair of fabricated metal products, machinery and equipment and installation of industrial machinery and equipment		
3.4	2.8	2.1	2.4	3.3	2.1	Repair and maintenance of transport equipment except motorcycles and bicycles		
						Other industry		
3.4	2.8	2.1	2.4	3.3	2.1	Total Manufacturing		

Jadual Table **1.5b** : Bilangan Pekerja Bergaji Sektor Pembuatan Mengikut Kumpulan: Perubahan Peraturan Tahunan (samb.)
: Number of Paid Employees of Manufacturing Sector by Group: Annual Percentage Change (cont.)

Kod Kumpulan Group code	Keterangan Kumpulan/Tempoh	2022										
		Jan.	Feb.	Mac	Apr.	Mei	Jun	Jul.	Ogo.	Sep.	Okt.	Nov.
267 (26701 & 26702) 268 (26800)	Pembuatan peralatan optikal, kelengkapan fotografi, media magnetik dan optikal	-13.3	-11.3	-11.2	-8.0	-8.9	-6.6	-6.0	-4.6	-4.2	-4.0	-2.4
271	Pembuatan motor elektrik, penjana, transformer dan perkakasan pengagihan dan pengawalan elektrik	5.0	4.5	4.0	3.6	3.6	4.0	5.8	5.9	4.6	4.5	4.2
27101	Pembuatan motor elektrik, penjana dan transformer	1.8	1.0	0.6	0.5	1.8	1.2	0.4	0.3	-0.2	-0.4	-1.0
27102	Pembuatan perkakasan pengagihan dan pengawalan elektrik	7.7	7.5	6.9	6.1	5.1	6.3	10.3	10.4	8.4	8.3	8.4
272/ 27200	Pembuatan bateri dan akumulator	-10.6	-4.6	-5.3	-5.9	-10.0	-3.5	-3.6	-6.7	2.8	4.3	6.7
273	Pembuatan pendawaian dan peranti pendawaian	8.6	8.3	9.8	11.4	11.5	9.4	8.4	8.6	5.3	3.8	3.9
27310	Pembuatan kabel gantian optikal	0.6	0.2	5.6	8.6	9.6	10.5	12.7	15.1	8.5	8.2	8.0
27320	Pembuatan wayar dan kabel elektronik dan elektrik lain	7.9	7.7	9.1	10.8	11.1	10.1	8.9	9.0	5.6	4.0	4.1
27330	Pembuatan alatan pendawaian pembawa dan bukan pembawa arus untuk litar elektrik (tanpa mengira jenis bahan)	22.7	21.9	22.6	21.5	18.4	0.9	0.9	0.3	0.3	-1.0	-0.9
274/ 27400	Pembuatan kelengkapan pencahayaan elektrik	-18.2	-17.3	-17.5	-16.1	-15.2	-12.3	-6.7	-5.1	-1.5	-1.3	-2.3
275/ 27500	Pembuatan perkakasan domestik	3.4	3.2	2.1	1.9	2.6	3.6	3.2	4.1	1.4	1.6	-3.2
279/ 27900	Pembuatan kelengkapan elektrik lain	1.6	1.4	3.5	3.3	3.9	6.5	6.8	8.6	4.1	5.3	3.0
281 & 282	Pembuatan jentera kegunaan umum dan kegunaan khas	1.4	1.3	1.2	2.0	2.5	2.8	4.4	4.5	4.4	5.0	3.2
28120 & 28130	Pembuatan alat-alat kuasa bendalir Pembuatan pam, pemampat, kepala paip dan injap lain	23.1	23.6	24.1	21.8	21.3	23.6	22.0	21.0	19.4	21.7	-2.3
28180 & 28220	Pembuatan alatan tangan yang menggunakan kuasa dilengkapkan dengan motor elektrik atau bukan motor elektrik atau pneumatik Pembuatan jentera pembentukan logam dan alatan mesin	-3.9	-4.3	-4.2	-5.2	-4.4	-3.9	-4.4	-4.2	-4.1	-4.5	-2.0
28192	Pembuatan mesin penyaman udara, termasuk untuk kenderaan bermotor	1.1	1.6	2.1	1.3	2.6	2.4	10.4	10.8	11.2	14.0	14.1
28290	Pembuatan lain-lain mesin bertujuan khas t.t.t.l.	-2.1	-0.6	0.1	-0.9	-1.8	0.1	-0.1	-0.5	-1.2	-1.6	-3.1
	Industri lain	2.1	1.7	0.9	4.0	4.6	4.3	6.4	6.7	6.6	7.4	6.1
291 (29101 & 29102)	Pembuatan kenderaan bermotor	1.9	1.9	1.9	0.6	-0.1	4.0	7.0	7.0	5.2	4.6	4.5
292/ 29200	Pembuatan kerangka (coachwork) untuk kenderaan bermotor; pembuatan treler dan semi treler	-1.5	2.3	2.5	2.6	1.8	5.2	4.8	5.9	7.7	7.4	7.1
293/ 29300	Pembuatan alat ganti dan aksesori untuk kenderaan bermotor	2.1	1.9	2.2	2.3	2.9	3.4	3.6	3.8	2.9	2.3	2.2
301 (30110 & 30120)	Pembinaan kapal dan bot	-0.1	-0.7	-0.5	3.9	4.0	7.5	10.4	10.6	5.6	7.4	7.2
302, 303, 304 & 309	Pembuatan lokomotif keretapi, rolling stock, kapal angkasa dan udara, jentera berkaitan, kenderaan tempur ketenteraan, dan kelengkapan pengangkutan t.t.t.l.	0.2	0.8	1.0	3.6	3.8	4.7	4.7	5.3	4.9	2.7	2.3
30910	Pembuatan motosikal	3.1	2.6	2.7	4.3	3.6	4.4	3.4	4.5	4.8	2.1	2.5
30920	Pembuatan basikal dan invalid carriages	-10.5	-11.0	-11.2	-1.3	2.1	5.4	6.7	7.3	10.2	10.3	9.3
	Industri lain	0.7	2.6	3.0	4.3	4.3	4.8	5.2	5.5	3.8	1.4	0.6
310	Pembuatan perabot	4.4	4.3	4.4	4.6	4.2	10.7	10.8	10.7	1.9	2.3	0.4
31001	Pembuatan perabot kayu dan rotan	7.6	7.1	7.3	7.5	7.1	15.3	15.8	16.0	3.5	3.6	1.5
	Industri lain	-5.0	-3.8	-4.2	-4.0	-4.4	-2.6	-3.2	-4.1	-3.2	-1.8	-3.2
321 (32110 & 32120)	Pembuatan barang kemas, bijouterie dan artikel berkaitan	-4.6	-1.7	-1.9	0.0	0.7	0.2	0.2	0.02	1.7	2.2	2.6
322, 325 & 329	Pembuatan instrumen muzik, peralatan dan bekalan perubatan dan pergigian dan pembuatan lain t.t.t.l.	5.6	3.9	4.0	3.7	4.3	5.7	7.4	7.5	6.6	5.4	3.8
32901	Pembuatan alat tulis	2.0	4.3	1.2	2.1	2.9	2.9	5.1	5.8	4.4	1.8	-2.4
	Industri lain	6.7	3.8	4.8	4.2	4.7	6.6	8.1	8.0	7.2	6.5	5.7
323/ 32300	Pembuatan barangan sukan	2.1	-1.4	-1.4	0.8	1.5	1.6	2.0	3.9	4.5	5.3	0.6
324/ 32400	Pembuatan permainan dan mainan	-1.2	3.3	1.1	0.6	4.1	7.3	13.1	13.2	13.3	12.7	12.3
331 & 332	Pembaikan pemasangan produk logam, jentera, kelengkapan dan pemasangan jentera perindustrian dan kelengkapan	2.6	1.7	4.3	5.0	5.8	7.5	6.1	4.0	2.1	1.8	0.6
33150	Pembaikan dan penyelenggaraan kelengkapan pengangkutan kecuali motosikal dan basikal	-7.2	-6.9	-4.2	-3.4	-3.9	1.4	0.3	-0.02	0.2	0.8	-0.5
	Industri lain	4.7	3.5	6.0	6.7	7.7	8.7	7.2	4.8	2.5	2.0	0.8
Jumlah Pembuatan		2.2	2.1	2.4	2.5	2.7	3.7	4.1	4.3	3.8	3.6	3.3

2023												Group Description/Period
Dis.	Jan.	Feb.	Mar.	Apr.	Mei	Jun	Jul.	Ogo.	Sep.	Okt.	Nov.	
-1.4	7.5	5.0	6.0	0.5	1.6	-1.4	-1.0	2.4	3.9	3.1	3.4	Manufacture of optical instruments, photographic equipment, magnetic and optical media
2.8	2.7	2.6	3.2	3.1	2.5	2.4	2.4	1.6	0.8	0.01	-0.5	Manufacture of electric motors, generators, transformers and electricity distribution and control apparatus
-2.3	-1.3	-1.3	-1.0	-1.1	-1.9	-2.1	-0.7	1.8	1.3	1.1	1.5	Manufacture of electric motors, generators and transformers
6.8	5.8	5.7	6.6	6.4	6.0	5.9	4.8	1.5	0.5	-0.8	-1.9	Manufacture of electricity distribution and control apparatus
8.3	8.2	1.4	1.6	1.8	5.9	3.3	4.1	3.4	1.0	0.5	0.2	Manufacture of batteries and accumulators
-0.4	-0.6	2.7	1.6	1.7	-3.0	-3.2	-2.6	-3.0	-1.1	-1.8	-3.9	Manufacture of wiring and wiring devices
4.4	5.9	6.3	1.3	1.6	1.3	1.0	-3.9	-6.0	-6.2	-3.3	6.8	Manufacture of fibre optic cables
1.2	0.6	4.3	3.2	3.1	-2.3	-2.5	-1.3	-2.1	-0.2	-1.2	-3.9	Manufacture of other electronic and electric wires and cables
-23.7	-18.6	-18.6	-17.8	-15.2	-14.1	-14.5	-17.8	-12.8	-9.5	-8.2	-9.8	Manufacture of current-carrying and non current-carrying wiring devices for electrical circuits regardless of material
-1.0	-2.8	-4.8	-0.5	-3.4	-4.6	-6.2	-6.8	-2.1	-3.4	-2.1	7.4	Manufacture of electric lighting equipment
-3.1	-3.2	-2.4	-1.2	-1.3	2.3	1.2	1.2	1.8	0.4	-2.0	1.2	Manufacture of domestic appliances
3.1	3.6	3.8	1.9	1.1	0.1	-1.1	-0.6	0.3	1.3	0.2	-1.8	Manufacture of other electrical equipment
3.6	3.4	3.2	3.8	2.7	2.0	2.3	0.4	0.2	-0.1	-0.8	-0.7	Manufacture of general-purpose and special-purpose machinery
-1.0	3.3	3.5	2.1	2.6	3.3	5.5	4.1	-2.2	-2.2	-1.9	-3.1	Manufacture of fluid power equipment
-2.1	-2.0	-1.9	0.7	0.6	-0.1	2.3	2.5	1.2	1.7	1.9	2.7	Manufacture of other pumps, compressors, taps and valves
15.3	11.6	11.7	9.4	9.8	7.0	6.7	-5.4	-6.8	-6.3	-7.4	-10.2	Manufacture of power-driven hand tools with self-contained electric or non-electric motor or pneumatic drives
-2.8	-3.4	-3.3	-3.9	-3.2	-2.0	-1.2	-0.6	-10.5	-9.0	-9.4	-8.6	Manufacture of metal-forming machinery and machine tools
6.3	5.9	5.4	6.1	3.7	2.8	1.7	0.1	3.9	2.5	1.1	1.6	Manufacture of air-conditioning machines, including for motor vehicles
4.5	4.0	0.7	0.4	1.7	4.1	0.6	1.0	2.0	2.2	2.8	2.7	Manufacture of other special-purpose machinery
12.8	13.0	13.6	13.5	11.4	11.7	10.2	12.6	23.7	21.7	22.3	23.1	Other industry
2.1	1.5	1.7	1.9	1.3	1.4	0.8	1.3	-1.4	-1.5	-1.7	-1.9	Manufacture of motor vehicles
8.5	9.6	10.1	7.2	7.5	8.6	8.4	8.1	8.5	10.0	6.6	8.1	Manufacture of bodies (coachwork) for motor vehicles; manufacture of trailers and semi-trailers
2.6	0.7	-0.2	-0.1	-0.6	-0.6	-1.1	0.2	-2.5	-3.4	-1.9	-2.0	Manufacture of parts and accessories for motor vehicles
3.4	3.7	3.8	4.6	4.1	3.0	3.3	11.6	8.2	9.2	11.3	10.6	Building of ships and boats
7.5	-2.7	-4.4	-5.5	-6.7	-10.5	-14.2	-26.1	-43.7	-51.0	-54.1	-55.2	Manufacture of railway locomotives, rolling stock, air and spacecraft, related machinery, military fighting vehicles and transport equipment n.e.c
0.8	-1.0	-2.4	-2.6	-2.9	-0.9	-1.4	-2.3	-1.1	-2.0	0.2	0.8	Manufacture of motorcycles
0.6	0.8	0.7	0.5	0.4	1.3	1.0	2.5	3.1	3.0	4.8	5.7	Manufacture of bicycles and invalid carriages
0.6	0.03	0.05	-0.3	-0.2	0.6	0.1	2.1	3.5	3.2	4.8	5.1	Other industry
0.5	3.6	2.7	3.1	2.4	3.8	3.9	3.7	1.7	2.6	4.8	7.5	Manufacture of furniture
3.3	8.6	9.1	14.5	11.2	11.8	10.2	4.0	3.0	4.1	3.4	1.8	Manufacture of wooden and cane furniture
3.6	2.9	2.3	2.1	0.8	1.1	0.9	4.0	4.1	4.4	5.1	4.9	Other industry
-2.2	-1.2	-3.6	-1.2	-2.0	-2.0	-2.9	-3.6	-0.5	-0.2	-0.2	-0.3	Manufacture of musical instruments, medical and dental instruments and supplies and other manufacturing n.e.c.
5.4	4.2	4.2	3.1	1.6	2.0	2.0	6.3	5.4	5.7	6.7	6.5	Manufacture of stationery
2.1	-1.7	-2.3	-1.1	-1.9	-2.2	-0.9	-1.3	-17.6	-18.6	-20.9	-18.0	Other industry
8.2	5.7	2.4	2.3	3.9	2.4	-0.8	-14.4	-6.2	-7.6	-6.2	-6.5	Manufacture of sports goods
2.1	2.2	2.4	1.7	1.4	1.6	1.3	3.0	4.3	4.2	3.5	3.4	Manufacture of games and toys
4.5	9.9	11.8	9.2	10.5	8.6	8.9	9.5	12.0	10.6	8.4	7.6	Repair of fabricated metal products, machinery and equipment and installation of industrial machinery and equipment
1.6	0.7	0.6	0.3	-0.3	0.3	-0.1	1.8	2.8	3.0	2.6	2.6	Repair and maintenance of transport equipment except motorcycles and bicycles
3.4	3.0	3.3	2.8	2.5	2.6	2.1	1.7	2.0	2.4	2.5	2.1	Other industry
												Total Manufacturing

Kod Kumpulan Group code	Keterangan Kumpulan/Tempoh	2022				2023			2022					
		Q1	Q2	Q3	Q4	Q1	Q2	Q3	Jan.	Feb.	Mac	Apr.	Mei	Jun
101	Pemprosesan dan pengawetan daging	0.6	0.2	3.1	1.0	1.8	3.3	3.9	3.7	-0.6	-2.4	-0.05	0.5	-0.3
102	Pemprosesan dan pengawetan ikan, krustasea dan moluska	0.1	2.6	1.2	1.2	3.8	-0.3	0.5	2.5	-1.8	-0.5	1.1	-0.2	1.7
	10201 Pengetinan ikan, krustasea dan moluska &	0.8	2.0	1.3	2.1	3.8	-1.0	-0.1	3.1	-1.7	-0.5	1.3	-0.5	1.1
	10202 Pemprosesan dan pengawetan ikan, krustasea dan moluska Industri lain	-3.4	5.6	0.8	-3.1	3.5	3.5	3.6	-0.6	-1.9	-0.9	-0.5	1.2	4.9
103	Pemprosesan dan pengawetan buah-buahan dan sayur - sayuran	1.3	-0.9	-1.4	-1.1	5.8	2.8	-3.3	4.8	-0.9	-2.4	-0.5	-0.1	-0.3
	10303 Pengetinan nanas &	-11.9	9.4	-0.1	16.8	-8.3	-1.5	1.8	-4.3	-1.0	-7.1	6.3	-1.0	4.0
	10304 Pembuatan jem, marmalad dan sajian jeli Industri lain	2.0	-1.4	-1.5	-2.1	6.7	3.1	-3.6	5.3	-0.9	-2.2	-0.9	-0.1	-0.5
104	Pembuatan minyak dan lemak daripada sayuran dan haiwan	0.5	0.2	2.6	2.5	1.4	0.3	4.4	0.2	0.7	-0.3	-0.2	0.2	0.3
	10404 Pembuatan minyak sayuran mentah dan bertapis &	-2.1	1.9	0.4	5.6	1.8	0.4	7.8	-1.5	0.3	-1.0	0.1	1.6	0.3
	10406 Pembuatan sebatian lemak masakan	1.9	2.2	0.6	0.1	0.6	0.0	3.0	0.7	0.6	0.6	2.2	0.0	0.0
	10405 Pembuatan minyak kelapa Industri lain	0.6	0.1	2.8	2.4	1.4	0.3	4.3	0.3	0.7	-0.3	-0.3	0.1	0.3
105	Pembuatan produk tenusu	-1.1	2.0	-0.9	1.1	0.3	-0.6	3.6	-1.4	-0.3	0.6	0.6	0.4	1.0
	10502 Pembuatan susu pekat, tepung dan sejat Industri lain	-2.3	1.0	-1.2	1.5	0.04	-1.2	2.8	-2.2	-0.4	0.2	0.4	0.1	0.5
		2.5	4.7	0.1	-0.03	1.1	0.8	5.6	0.8	0.2	1.5	1.0	1.1	2.5
106	Pembuatan produk bijian, kanji dan produk berkanji	0.6	-0.7	2.4	1.3	1.3	-0.7	2.2	0.6	0.0	-0.1	0.5	-1.3	0.1
	10611 Pengilangan beras	3.0	-0.6	5.6	1.3	2.1	-2.2	1.7	2.2	0.8	0.0	0.8	-1.0	-0.4
	10613 Pengilangan tepung Industri lain	-0.4	-0.6	-0.3	1.9	1.8	0.7	3.1	0.1	-0.6	0.1	0.1	-1.2	0.6
		-6.1	-1.7	-0.5	-1.4	-6.1	0.2	0.5	-4.4	-0.4	-1.4	1.0	-2.5	-0.2
107	Pembuatan produk makanan lain	3.0	-0.3	1.0	1.8	2.0	0.8	4.9	2.3	-0.2	0.8	-0.8	-0.1	0.5
	10711 Pembuatan biskut dan cookies	0.7	0.5	0.6	-0.8	1.8	-1.0	1.6	0.7	0.1	-0.2	-0.2	-0.8	1.6
	10712 Pembuatan roti, kek dan produk bakeri lain	-3.2	0.4	2.0	4.4	1.7	1.3	3.8	1.0	-3.7	-0.5	1.4	-0.4	-0.6
	10713 Pembuatan produk snek	-0.2	1.5	-0.1	3.7	0.1	1.2	2.7	0.5	-0.5	-0.1	0.4	-0.3	1.5
	10721 Pembuatan gula	0.2	-1.8	0.9	-0.5	0.9	1.3	5.3	-0.2	0.4	0.0	-1.5	0.8	-1.2
	10731 Pembuatan produk koko	0.1	0.3	2.5	-3.3	-1.6	3.6	0.9	0.5	0.4	-0.9	0.3	0.3	-0.3
	10732 Pembuatan coklat dan produk coklat &	-1.2	1.9	2.1	-4.8	0.8	0.4	7.7	-2.2	0.1	0.9	-0.6	-0.4	2.9
	10733 Pembuatan konfeksi gula	8.0	1.4	-1.5	7.0	2.9	0.2	6.6	3.2	3.2	1.4	-1.7	2.8	0.4
	10793 Pembuatan sos dan bahan perasa	22.4	-7.0	2.1	-4.6	2.3	4.4	14.7	10.5	3.6	6.9	-6.6	0.1	-0.6
	10799 Pembuatan produk makanan lain t.t.t.l. Industri lain	2.3	0.6	0.6	3.6	2.9	-0.5	2.5	2.5	0.1	-0.3	0.0	-0.4	1.0
108/ 10800	Pembuatan makanan haiwan tersedia	-0.5	4.4	-0.2	0.9	0.2	-2.7	-6.1	0.5	-0.7	-0.3	3.8	0.7	-0.1
110	Pembuatan minuman ringan	2.2	-0.4	-0.6	1.4	2.4	0.6	-1.6	1.0	1.1	0.1	1.1	-0.6	-0.9
	11041 Pembuatan minuman ringan	2.5	0.0	-0.5	1.0	1.2	1.0	-2.2	-0.1	2.3	0.4	1.1	-0.1	-1.0
	11042 Pengeluaran air mineral semulajadi dan minuman lain yang dibotolkan Industri lain	0.1	-0.5	-2.2	0.8	7.0	-0.6	-1.6	0.8	-2.2	1.6	-0.3	-0.5	0.3
		5.2	-1.9	2.0	5.1	0.03	0.9	2.4	8.5	1.5	-4.4	4.0	-3.4	-2.3
120/ 12000	Pembuatan produk tembakau	17.9	-17.2	2.4	2.8	17.5	-13.4	1.4	7.5	11.1	-1.3	-17.5	-0.1	0.5
131	Pemintalan, penenunan dan penyiapan tekstil	-0.6	-2.8	1.9	-0.2	1.7	-0.5	1.6	-1.2	-0.1	0.6	-1.3	-0.3	-1.2
	13110 Penyediaan dan pemintalan gentian tekstil &	-2.5	-3.5	0.8	1.7	2.4	-0.7	3.2	-2.2	0.3	-0.6	-1.6	-0.9	-1.2
	13120 Penenunan tekstil	2.8	-0.5	4.2	-3.3	-1.9	0.3	-2.5	-0.2	-1.0	4.1	-0.7	0.5	-0.3
	13132 Pewarnaan, pelunturan, percetakan dan penyiapan akhir benang dan fabrik Industri lain	9.4	-6.4	3.4	-10.2	19.4	-3.5	4.0	13.4	0.2	-3.7	-2.6	4.7	-8.3
139	Pembuatan tekstil lain	-0.5	3.1	-0.1	0.02	0.2	2.2	0.03	0.2	-0.6	-0.1	0.8	2.0	0.2
	13910 Pembuatan fabrik dikait dan dikrusye Industri lain	0.0	1.0	-0.1	-2.8	-3.0	0.7	-1.1	0.7	-0.1	-0.5	-0.1	1.4	-0.3
		-0.9	4.5	-0.05	1.9	2.2	3.2	0.7	-0.1	-0.9	0.2	1.4	2.5	0.6
141	Pembuatan pakaian, kecuali pakaian berbulu	1.5	-1.1	-1.8	4.1	0.7	0.2	-2.0	0.4	1.0	0.1	-0.7	0.7	-1.1
	14102 Pembuatan pakaian Industri lain	0.3	0.1	-1.8	4.4	0.6	-0.3	-2.3	-1.2	1.2	0.3	-0.7	1.2	-0.4
		4.9	-4.1	-1.8	3.2	1.0	1.6	-1.0	4.8	0.5	-0.4	-0.8	-0.5	-2.8
142 & 143	Pembuatan artikel daripada kulit bulu dan pakaian yang dikait dan dikrusye	4.0	1.0	-2.0	-0.3	8.1	-0.2	2.5	2.8	0.1	1.0	1.1	0.0	-0.1
151 (15110 & 15120)	Penyamakan dan pembersihan kulit, pembuatan bagasi, beg tangan, pelana dan abah-abah pembersihan dan pewarnaan bulu	-1.0	-5.8	2.3	0.2	3.2	-4.7	2.7	-0.4	0.4	-1.0	-1.2	-1.0	-3.7
152	Pembuatan kasut	2.8	3.5	0.9	1.3	3.9	1.3	-0.9	3.8	2.7	-3.6	0.7	1.8	1.0
	15201 Pembuatan kasut kulit &	3.0	3.4	1.1	2.4	0.3	-2.5	-0.2	5.4	1.6	-3.8	-0.2	1.6	2.0
	15203 Pembuatan kasut getah Industri lain	2.6	3.8	0.6	-0.1	8.4	5.8	-1.5	1.9	4.1	-3.4	1.9	2.0	-0.2
161/ 16100	Pengilangan dan pengetaman kayu	0.3	-1.7	1.3	-1.8	0.5	-2.4	0.0	1.2	-0.4	-0.5	0.1	0.4	-2.1

2023																Group Description/Period	
Jul.	Ogo.	Sep.	Okt.	Nov.	Dis.	Jan.	Feb.	Mac	Apr.	Mei	Jun	Jul.	Ogo.	Sep.	Okt.		Nov.
-1.3	0.4	4.0	0.0	0.9	0.1	2.9	-0.3	-0.8	3.4	0.2	-0.4	-1.6	0.4	5.1	0.4	-0.1	Processing and preserving of meat
0.8	0.2	0.2	0.0	0.3	0.9	1.7	2.6	-0.6	-0.5	0.2	-0.05	0.5	-1.6	1.6	-0.4	-0.8	Processing and preserving of fish, crustaceans and molluscs
0.7	0.3	0.2	0.4	0.3	1.4	1.7	2.7	-0.6	-0.7	0.3	-0.5	1.5	-3.2	1.7	0.1	-1.5	<i>Canning of fish, crustaceans and molluscs</i>
0.9	-0.3	0.2	-1.7	-0.1	-1.3	2.0	2.0	-0.5	0.8	0.02	2.7	-5.1	7.7	1.4	-2.9	2.8	<i>Processing, curing and preserving of fish, crustacean and molluscs</i>
0.9	-0.3	0.2	-1.7	-0.1	-1.3	2.0	2.0	-0.5	0.8	0.02	2.7	-5.1	7.7	1.4	-2.9	2.8	<i>Other industry</i>
1.5	-3.2	0.3	-0.6	-0.5	-0.03	3.5	2.3	-0.2	0.5	2.8	-0.4	-1.0	-4.7	2.4	0.0	-1.6	Processing and preserving of fruits and vegetable
-0.4	-1.1	1.4	-0.7	0.1	17.6	-8.9	0.4	0.2	-0.4	0.6	-1.6	3.3	-2.4	1.0	0.3	-0.9	<i>Pineapple canning</i>
1.6	-3.3	0.3	-0.6	-0.5	-1.0	4.3	2.5	-0.2	0.6	2.9	-0.4	-1.2	-4.9	2.5	-0.02	-1.7	<i>Manufacture of jams, marmalades and table jellies</i>
1.1	0.3	1.2	0.2	1.6	0.6	0.7	0.9	-0.2	-0.6	0.3	0.5	1.1	0.7	2.5	0.5	-0.04	<i>Other industry</i>
0.8	-0.6	0.2	-0.1	5.8	-0.2	0.9	0.2	0.7	-0.6	0.4	0.6	0.5	6.3	0.9	0.3	-0.1	Manufacture of vegetable and animal oils and fats
0.1	-0.1	0.6	0.0	-0.1	0.2	0.3	0.0	0.3	-0.1	0.1	0.0	-0.6	1.6	2.0	0.0	-0.4	<i>Manufacture of crude and refined vegetable oil</i>
1.1	0.4	1.3	0.3	1.4	0.7	0.7	1.0	-0.2	-0.6	0.3	0.5	1.2	0.4	2.6	0.5	-0.03	<i>Manufacture of compound cooking fats</i>
-0.2	-0.8	0.2	0.4	0.4	0.3	0.5	-0.2	0.03	0.5	-1.4	0.2	0.6	1.2	1.7	0.1	0.6	Manufacture of dairy products
-0.5	-0.9	0.2	0.0	1.3	0.2	0.4	-0.2	-0.2	1.6	-2.6	-0.2	0.8	1.1	0.9	-0.3	0.3	<i>Manufacture of condensed, powdered and evaporated milk</i>
0.5	-0.6	0.2	1.5	-1.9	0.4	0.7	-0.1	0.6	-2.3	2.0	1.2	0.2	1.6	3.7	1.2	1.3	<i>Other industry</i>
0.2	0.3	2.0	-0.6	1.3	0.7	0.5	1.5	-0.7	-1.0	0.5	-0.2	-0.2	-1.9	4.4	-0.1	0.3	Manufacture of grain mill products, starches and starch products
0.3	1.8	3.4	-0.4	0.6	1.2	0.9	1.9	-0.7	-1.8	0.6	-0.9	-0.4	-3.0	5.2	0.04	0.8	<i>Rice milling</i>
0.6	-1.1	0.2	-0.5	2.4	0.0	0.1	2.3	-0.5	-0.3	0.4	0.6	-0.2	-0.5	3.9	0.1	-0.3	<i>Flour milling</i>
-2.5	-1.1	3.3	-2.1	-0.6	1.3	0.3	-4.6	-1.8	0.2	0.7	-0.6	1.4	-3.3	2.4	-1.5	1.0	<i>Other industry</i>
0.1	0.5	0.4	0.5	0.3	1.0	1.8	0.6	-0.4	0.9	0.2	-0.3	1.0	2.1	1.7	0.9	-0.1	Manufacture of other food products
0.7	0.0	-0.1	-0.9	0.6	-0.5	2.3	1.5	-2.0	-0.5	-0.1	-0.4	0.3	0.5	0.8	-0.4	0.4	<i>Manufacture of biscuits and cookies</i>
0.7	0.7	0.6	1.9	0.9	1.5	0.9	0.3	0.5	1.5	-0.4	0.2	3.4	-1.1	1.5	1.2	-0.1	<i>Manufacture of bread, cakes and other bakery products</i>
0.3	-0.6	0.1	1.1	0.2	2.4	0.2	0.4	-0.4	0.5	0.8	-0.1	-1.2	2.6	1.3	0.7	2.0	<i>Manufacture of snack products</i>
-0.1	1.3	-0.3	-0.4	-2.0	2.0	0.2	0.0	0.8	0.6	1.1	-0.4	0.1	4.3	0.8	0.4	-2.5	<i>Manufacture of sugar</i>
0.8	1.2	0.4	-3.6	-0.6	0.9	0.1	1.1	-2.7	-0.1	2.9	0.8	0.1	-0.5	1.3	0.8	-0.3	<i>Manufacture of cocoa products</i>
0.4	1.5	0.2	0.2	-4.9	-0.1	3.3	-1.9	-0.5	0.8	-0.1	-0.3	1.7	5.2	0.7	0.9	0.8	<i>Manufacture of chocolate and chocolate products</i>
-1.1	0.3	-0.7	0.4	5.1	1.5	2.0	0.1	0.8	0.4	-0.6	0.4	-0.8	5.9	1.4	0.9	5.4	<i>Manufacture of sugar confectionery</i>
0.1	0.0	2.0	0.1	-4.6	-0.1	3.3	-0.6	-0.4	4.7	1.3	-1.6	2.1	8.8	3.3	2.1	-4.9	<i>Manufacture of sauces and condiments</i>
-0.3	0.7	0.2	0.2	1.8	1.5	1.8	1.8	-0.7	-0.2	0.3	-0.6	-0.1	0.8	1.9	0.8	-0.2	<i>Manufacture of other food products n.e.c.</i>
-0.3	0.7	0.2	0.2	1.8	1.5	1.8	1.8	-0.7	-0.2	0.3	-0.6	-0.1	0.8	1.9	0.8	-0.2	<i>Other industry</i>
-0.2	0.1	-0.1	0.3	0.4	0.2	0.2	0.4	-0.4	-3.1	0.04	0.4	-1.0	-3.8	-1.4	-0.9	1.0	Manufacture of prepared animal feeds
-0.3	-0.4	0.1	-0.2	-0.4	2.0	1.3	0.8	0.3	0.4	0.2	-0.1	0.5	-2.4	0.4	0.5	-0.4	Manufacture of beverages
0.2	-0.7	0.1	-0.1	-0.6	1.7	-0.05	0.9	0.3	0.6	0.1	0.2	0.5	-3.1	0.4	0.3	-0.1	<i>Manufacture of soft drinks</i>
-0.9	-1.3	0.1	0.0	0.5	0.3	5.6	0.1	1.3	-0.01	0.3	-0.9	0.4	-2.2	0.2	1.0	-1.2	<i>Production of natural mineral waters and other bottled waters</i>
-1.4	3.3	0.2	-1.5	-1.0	7.7	-0.2	1.8	-1.6	0.4	0.3	0.2	0.5	1.0	0.8	0.6	-0.5	<i>Other industry</i>
-0.5	-4.8	8.1	0.3	0.6	1.8	5.2	11.4	0.3	-12.0	-0.6	-1.0	-2.2	-4.9	8.9	0.1	-0.7	Manufacture of tobacco products
-0.5	1.0	1.5	0.4	-0.6	-0.03	1.1	-0.7	1.3	-0.5	1.1	-1.1	-1.4	2.7	0.3	-0.4	-0.5	Spinning, weaving and finishing of textiles
-0.5	1.0	0.3	0.9	1.5	-0.7	1.2	-1.0	2.2	-0.2	0.3	-0.8	0.5	2.6	0.1	-0.5	-0.1	<i>Preparation and spinning of textile fibres</i>
-0.5	0.7	4.1	-0.1	-4.6	1.5	-0.3	-0.8	-0.8	-0.4	2.3	-1.6	-5.8	2.7	0.8	0.2	-0.4	<i>Weaving of textiles</i>
-0.3	2.0	1.7	-3.0	-8.0	0.7	11.4	4.0	3.1	-5.3	5.1	-3.1	-1.8	4.4	1.5	-1.8	-8.5	<i>Dyeing, bleaching, printing and finishing of yarns and fabrics</i>
-0.6	0.1	0.4	-0.6	1.3	-0.7	0.6	-1.0	0.6	1.2	1.3	-0.2	-0.4	0.4	0.03	-0.2	-0.2	Manufacture of other textiles
-0.4	-0.1	0.5	-2.3	0.4	-0.9	-0.3	-0.3	-2.4	1.3	0.1	-0.7	-0.9	0.6	-0.8	-0.2	-0.2	<i>Manufacture of knitted and crocheted fabrics</i>
-0.7	0.3	0.4	0.6	1.8	-0.5	1.1	-1.4	2.5	1.1	2.0	0.1	-0.04	0.3	0.5	-0.2	-0.2	<i>Other industry</i>
-1.2	-0.7	0.1	-1.0	4.5	0.7	0.6	-0.1	0.2	0.2	0.5	-0.4	-1.3	-1.6	0.9	-1.0	4.2	Manufacture of wearing apparel, except fur
-1.3	-0.8	0.3	-1.2	4.4	1.1	1.1	-0.9	0.4	-0.2	0.6	-0.7	-1.4	-1.9	1.0	-0.6	4.7	<i>Manufacture of clothings</i>
-0.8	-0.4	-0.6	-0.7	4.6	-0.6	-0.7	2.0	-0.2	1.3	0.0	0.3	-0.8	-0.7	0.5	-1.9	2.9	<i>Other industry</i>
0.0	-2.6	0.6	-3.2	3.8	-0.7	2.5	3.5	1.9	0.0	0.4	-0.6	-0.6	2.5	0.6	-6.4	5.8	Manufacture of articles of fur, knitted and crocheted apparel
-1.2	2.2	1.3	0.0	-0.7	0.9	1.7	1.4	0.2	-2.9	0.3	-2.2	-1.3	1.4	2.7	0.6	-0.7	<i>Tanning and dressing of leather; manufacture of luggage, handbags, saddlery and harness; dressing and dyeing of fur</i>
-1.0	0.7	1.2	0.5	0.8	-0.1	3.1	2.4	-1.6	-0.3	1.1	0.5	-0.6	-1.7	1.4	1.8	-0.5	Manufacture of footwear
-0.5	0.8	0.8	1.4	1.2	-0.2	3.9	-1.4	-2.1	-1.8	-0.7	0.1	-0.6	-0.03	0.4	1.7	0.3	<i>Manufacture of leather footwear</i>
-1.7	0.6	1.7	-0.6	0.3	0.1	2.0	7.3	-1.0	1.5	3.3	0.9	-0.5	-3.4	2.5	1.9	-1.5	<i>Manufacture of rubber footwear</i>
0.2	0.6	0.5	-0.4	0.5	-1.8	2.5	-0.04	-1.9	-1.9	1.6	-2.0	-1.0	1.7	-0.7	0.6	0.5	<i>Other industry</i>
																	Sawmilling and planning of wood

Jadual Table **1.5c** : Bilangan Pekerja Bergaji Sektor Pembuatan Mengikut Kumpulan: Perubahan Peratusan Bulanan/Suku Tahunan
 : Number of Paid Employees of Manufacturing Sector by Group: Monthly/Quarterly Percentage Change

Kod Kumpulan Group code	Keterangan Kumpulan/Tempoh	2022				2023			2022					
		Q1	Q2	Q3	Q4	Q1	Q2	Q3	Jan.	Feb.	Mac	Apr.	Mei	Jun
162	Pembuatan produk daripada kayu, gabus, jerami dan bahan jalinan lain	-3.1	2.0	0.8	1.9	-1.8	0.5	0.9	0.1	-0.5	-2.8	-0.8	3.9	-1.0
16211	Pembuatan kepingan venier dan papan lapis	-3.4	1.8	1.8	1.5	-2.6	0.5	2.9	-1.7	-0.9	-0.8	-1.1	4.8	-1.8
16212	Pembuatan papan partikel dan papan gentian	1.8	-0.3	-2.6	-3.9	-1.2	3.4	8.4	1.9	0.5	-0.5	-0.7	0.6	-0.1
16221	Pertukangan kayu untuk jurubina	-10.9	2.3	-1.7	7.8	-1.7	0.03	-9.3	0.1	0.3	-11.2	-1.2	3.4	0.2
	Industri lain	2.2	3.5	1.8	1.4	0.2	-0.9	-0.3	4.8	-0.3	-2.1	0.2	3.4	-0.1
170	Pembuatan kertas dan produk kertas	1.4	-0.6	1.8	1.8	1.1	-2.8	1.7	0.7	0.8	-0.1	-1.0	0.2	0.1
17010	Pembuatan pulpa, kertas dan kertas tebal	-0.9	0.4	1.1	4.6	0.8	-9.2	1.3	0.2	-1.1	-0.1	0.1	0.0	0.4
17020	Pembuatan kertas gelugur dan kertas tebal dan bekas daripada kertas dan kertas tebal	1.5	-0.5	3.3	2.4	0.1	-2.2	0.3	-0.1	1.6	0.1	-1.4	0.5	0.4
17091	Pembuatan sampul surat dan kad surat	0.9	1.5	2.1	-4.7	5.7	-1.1	0.5	2.9	-1.0	-1.0	-2.2	3.3	0.5
17092	Pembuatan kertas kegunaan rumah dan pembersih peribadi	-0.6	-2.1	1.8	-0.5	-0.9	-1.9	8.1	0.7	-0.7	-0.6	-0.6	-1.2	-0.3
17093	Pembuatan kertas bergam atau pelekat yang berjalur atau bergulung dan label dan kertas dinding	4.4	-0.6	-1.9	2.2	4.8	-0.6	-4.2	0.6	4.1	-0.2	-1.1	1.6	-1.1
	Industri lain	4.4	-0.9	1.8	0.6	3.4	-0.4	4.5	4.1	-0.5	0.8	-0.9	-0.3	0.3
181 & 182	Percetakan, aktiviti perkhidmatan berkaitan percetakan dan penerbitan semula media rakaman	0.3	-2.6	-0.7	7.1	0.3	-1.9	-0.04	0.1	-0.2	0.5	-3.3	0.6	0.2
18110	Percetakan	0.5	-2.2	-0.7	7.2	0.3	-1.2	0.03	0.1	-0.3	0.7	-3.3	0.8	0.3
18120	Aktiviti perkhidmatan berkaitan percetakan &	-0.4	-4.4	-0.6	6.8	0.1	-5.1	-0.4	0.1	-0.1	-0.4	-3.6	-0.6	-0.2
18200	Penerbitan semula media rakaman													
192 (19201 & 19202)	Pembuatan produk petroleum bertapis	3.7	-2.6	2.3	0.9	3.8	-1.8	0.3	-0.3	1.5	2.5	-2.8	0.3	0.0
201	Pembuatan kimia asas, baja dan sebatian nitrogen, plastik dan getah sintetik dalam bentuk primer	2.3	-1.5	-0.1	1.1	4.0	-2.0	-2.9	0.6	0.8	0.9	-1.9	0.3	0.0
20111	Pembuatan gas perindustrian atau perubatan bukan organik dalam bentuk cecair atau mampat	1.5	1.2	-0.3	3.1	8.8	-2.5	0.6	2.8	-1.2	-0.1	0.0	0.2	1.0
20112	Pembuatan kimia organik asas &	1.9	-0.7	1.5	5.7	2.7	-2.3	-3.3	0.1	0.4	1.4	-0.7	0.1	-0.1
20113	Pembuatan sebatian bukan organik													
20121	Pembuatan baja &	4.7	-8.5	-0.6	-11.9	9.2	-4.4	-9.5	1.2	3.7	-0.3	-8.9	0.4	0.0
20129	Pembuatan produk campuran nitrogen													
20131	Pembuatan plastik dalam bentuk primer	1.1	-0.6	-1.7	2.4	0.1	0.2	-0.4	-0.6	0.1	1.7	-0.3	-0.4	0.1
	Industri lain	4.3	7.9	-1.3	1.8	5.3	-0.1	-0.2	2.5	1.2	0.6	4.3	4.5	-1.0
202 & 203	Pembuatan produk kimia lain dan serat buatan manusia	4.5	-3.0	-0.8	3.7	1.3	-4.0	-0.8	0.7	-1.1	4.9	-3.8	1.2	-0.3
20210	Pembuatan racun perosak dan produk agrokimia lain	-2.0	-1.4	-1.6	4.8	5.8	-2.6	6.5	0.6	-2.8	0.3	-0.8	-0.6	0.0
20221	Pembuatan cat, varnis dan penyadur dan mastik	18.4	-17.4	-1.2	3.2	5.5	-3.2	-2.4	3.7	-3.3	18.0	-16.7	-0.6	-0.3
20222	Pembuatan dakwat cetak	17.3	-2.0	0.2	-0.01	5.4	0.3	-1.7	0.2	-0.2	17.3	-0.7	0.3	-1.6
20231	Pembuatan sabun dan bahan pencuci, penyediaan & membersihkan dan mengilap	-0.6	0.9	1.3	4.1	-1.8	-8.2	1.0	0.0	-0.8	0.2	-2.4	3.9	-0.6
20232	Pembuatan pewangi dan penyediaan dandanan diri													
20291	Pembuatan plat fotografi, filem, sensitized paper dan other sensitized unexposed materials &	0.3	1.6	-3.6	5.3	0.3	-0.8	-2.6	-0.1	0.1	0.3	1.5	-0.5	0.6
20292	Pembuatan dakwat menulis dan melukis &													
20299	Pembuatan produk kimia lain t.t.t.l. Industri lain	3.3	-1.8	0.1	-12.8	12.0	-3.9	-31.9	2.2	0.8	0.3	-0.9	0.0	-0.8
210	Pembuatan produk farmaseutikal, kimia perubatan dan botani	-1.2	12.9	3.0	-5.2	-1.6	3.8	4.9	-1.6	0.5	-0.1	12.9	-0.5	0.5
21001	Pembuatan bahan aktif ubat-ubatan untuk digunakan oleh bidang farmakologi dalam pembuatan ubat-ubatan	-2.0	11.1	3.0	-4.6	-2.8	4.8	4.4	-2.9	1.1	-0.2	11.5	-0.5	0.2
	Industri lain	1.0	17.3	2.9	-6.7	1.5	1.4	6.2	1.6	-0.8	0.2	16.4	-0.5	1.3
221	Pembuatan produk getah	2.0	1.4	-0.6	-2.9	-0.6	-5.4	2.9	2.2	-0.4	0.2	4.4	-0.4	-2.6
22111	Pembuatan tayar getah untuk kenderaan	2.1	4.7	-13.2	1.3	1.8	4.6	-4.6	1.7	0.9	-0.5	7.1	0.1	-2.4
22112	Pembuatan bunga tayar yang boleh ditukar ganti dan tayar celup	-5.6	-4.4	6.7	7.5	2.2	-2.6	6.5	0.4	-4.0	-2.0	4.9	-3.3	-5.8
22191	Pembuatan produk lain daripada getah asli atau sintetik, tidak & divulkan, divulkan atau dikeraskan	-0.6	1.6	2.7	2.1	5.7	2.2	-3.0	0.8	-1.1	-0.3	5.0	-0.9	-2.5
22193	Pengilangan semula getah dan prosesan susu getah													
22192	Pembuatan sarung tangan getah	3.8	3.4	-1.6	-6.5	-3.9	-8.1	4.1	3.4	-0.7	1.1	4.5	-0.3	-0.8
22199	Pembuatan produk getah lain yang t.t.t.l.	0.2	-3.0	2.3	0.2	1.5	-7.0	5.8	0.7	0.6	-1.0	3.3	-0.2	-6.0
222	Pembuatan produk plastik	1.2	0.7	1.0	0.3	0.4	0.9	1.3	-1.0	-0.8	3.1	1.1	-0.4	0.0
22201	Pembuatan produk plastik separa siap &	6.3	4.8	-0.4	0.4	-1.0	3.4	-0.1	-1.1	-0.7	8.3	3.4	-0.4	1.8
22202	Pembuatan produk plastik siap													
22203	Pembuatan artikel plastik untuk pembungkusan barangan	0.5	0.4	2.0	1.0	0.8	0.8	3.8	-1.5	-0.9	3.0	0.7	-0.6	0.3
22204	Pembuatan barangan plastik jurubina	7.8	-1.3	1.0	1.7	1.2	-0.2	0.5	0.9	-0.5	7.4	0.6	-1.6	-0.3
22205	Pembuatan pinggan mangkuk, peralatan dapur dan barangan tandas daripada plastik	15.7	3.2	0.8	-9.2	4.3	-1.0	-0.02	14.9	0.0	0.7	2.5	0.5	0.2
22209	Pembuatan pelbagai produk plastik t.t.t.l.	-5.2	-2.3	1.2	2.3	-0.2	-0.3	0.3	-4.4	-1.0	0.2	-0.3	-0.4	-1.6
231 (23101 & 23102 & 23109)	Pembuatan kaca dan produk kaca	0.4	6.0	2.7	1.9	0.4	0.5	-0.1	1.2	-0.9	0.1	-0.2	6.2	0.0

2023																Group Description/Period	
Jul.	Ogo.	Sep.	Okt.	Nov.	Dis.	Jan.	Feb.	Mac	Apr.	Mei	Jun	Jul.	Ogo.	Sep.	Okt.		Nov.
-0.8	0.0	1.6	0.4	1.1	0.5	-0.1	1.0	-2.6	-0.3	2.1	-1.4	0.1	0.0	0.8	0.9	1.3	Manufacture of products of wood, cork, straw and plaiting materials
-1.3	-0.2	3.4	0.5	1.4	-0.4	-1.0	1.0	-2.5	-1.0	3.3	-1.7	1.6	-1.0	2.2	0.9	1.9	Manufacture of veneer sheets and plywood
0.5	0.1	-3.2	0.6	-2.8	-1.8	-2.3	1.8	-0.7	-1.3	4.7	0.2	-0.1	13.8	-4.6	-0.3	-1.2	Manufacture of particle board and fibreboard
-1.3	0.5	-0.9	-0.5	2.5	5.7	1.3	1.5	-4.4	1.2	-0.2	-1.0	-2.1	-5.8	-1.7	0.5	-0.02	Manufacture of builders' carpentry
0.6	0.3	0.8	0.5	1.0	-0.02	2.3	-0.01	-2.0	1.1	-0.4	-1.5	-2.4	0.5	1.6	1.8	1.7	Other industry
0.3	-0.1	1.6	1.2	0.3	0.3	0.3	1.0	-0.2	-1.2	-1.4	-0.3	-0.9	0.9	1.7	1.3	-0.4	Manufacture of paper and paper products
0.3	-1.1	2.0	2.0	1.1	1.4	0.1	1.5	-0.8	0.2	-9.4	-0.04	-0.1	2.1	-0.7	1.4	-0.1	Manufacture of pulp, paper and paperboard
0.1	0.9	2.3	1.7	0.6	0.1	-0.5	0.7	-0.1	-2.4	0.2	0.04	-1.3	-0.8	2.4	1.1	-0.1	Manufacture of corrugated paper and paperboard and of containers of paper and paperboard
-0.2	-0.2	2.4	-0.8	-5.8	2.0	3.1	3.0	-0.5	-1.6	1.4	-0.9	0.4	-0.6	0.6	0.4	-0.2	Manufacture of envelopes and letter-card
0.7	-0.1	1.2	0.2	-0.4	-0.3	0.8	-0.8	-0.9	-0.5	-0.02	-1.4	-1.6	6.3	3.3	1.4	-0.8	Manufacture of household and personal hygiene paper
-0.2	-0.8	-0.9	0.5	1.6	0.1	0.4	4.2	0.2	0.2	-0.7	-0.04	-0.5	-3.0	-0.7	1.2	-0.8	Manufacture of gummed or adhesive paper in strips or rolls and labels and wall paper
1.1	-1.8	2.5	1.0	-0.7	0.4	2.3	0.1	1.0	-0.9	0.4	0.04	0.2	1.6	2.6	2.1	-0.6	Other industry
-0.3	0.0	-0.4	4.3	2.3	0.4	0.2	-0.5	0.6	-1.0	1.1	-2.0	-0.1	0.5	-0.4	1.8	1.1	Printing, service activities related to printing and reproduction of recorded media
-0.3	-0.1	-0.3	4.3	2.6	0.1	0.2	-0.7	0.9	-0.4	1.4	-2.2	-0.2	0.4	-0.2	1.3	1.4	Printing
-0.3	0.2	-0.5	4.0	0.8	1.8	0.3	0.2	-0.5	-3.9	-0.4	-0.8	0.3	1.0	-1.7	4.2	-0.5	Service activities related to printing
																	Reproduction of recorded media
2.2	0.3	-0.2	0.0	0.1	0.8	-0.2	1.2	2.8	-1.3	-0.2	-0.3	0.3	0.8	-0.8	1.2	0.2	Manufacture of refined petroleum products
0.2	-0.1	-0.1	1.6	-1.0	0.5	1.6	1.1	1.3	-3.1	0.8	0.4	-3.8	1.3	-0.4	1.7	-0.04	Manufacture of basic chemicals, fertilizer and nitrogen compounds, plastics and synthetic rubber in primary forms
0.2	-1.0	0.5	2.6	0.1	0.4	3.0	0.2	5.5	-5.7	4.1	-0.6	-0.3	0.2	0.7	2.0	0.3	Manufacture of liquefied or compressed inorganic industrial or medical gases
1.1	0.0	0.4	1.7	2.7	1.2	0.4	1.1	1.1	-3.5	0.3	1.0	-4.4	1.2	-0.1	2.0	-0.8	Manufacture of basic organic chemicals
0.1	0.3	-1.0	1.3	-11.8	-1.3	3.5	4.1	1.3	-5.0	0.4	0.1	-7.6	0.5	-2.5	0.9	0.8	Manufacture of inorganic compounds
-1.1	0.1	-0.7	1.7	-0.1	0.8	1.4	-0.9	-0.3	-0.2	-0.2	0.6	-1.8	2.1	-0.6	1.5	0.7	Manufacture of fertilizers
0.3	-1.7	0.1	0.5	1.2	0.2	2.7	2.5	0.1	-1.0	1.5	-0.6	-4.4	3.2	1.2	2.4	-0.6	Manufacture of associated nitrogen products
-0.4	-0.4	-0.1	1.0	2.3	0.4	0.0	-0.4	1.7	-2.1	-0.9	-1.0	0.9	-0.4	-1.3	1.0	0.6	Manufacture of other chemical products and man-made fibres
0.0	-5.6	4.2	1.6	4.2	-1.0	2.1	1.8	1.7	-1.1	0.4	-1.9	0.1	3.9	2.3	4.3	-0.1	Manufacture of pesticides and other agrochemical products
-0.5	-0.7	0.0	1.1	0.9	1.2	4.1	-4.5	6.1	-3.2	0.2	-0.3	-0.5	-0.4	-1.6	1.2	0.3	Manufacture of paints, varnishes and similar coatings ink and mastics
0.1	0.0	0.2	0.0	-0.1	0.1	1.4	-0.1	4.0	0.1	0.1	0.1	0.7	-1.0	-1.3	0.5	0.3	Manufacture of printing ink
1.1	0.1	0.1	1.9	1.9	0.3	-3.0	1.0	0.3	-3.6	-3.1	-1.7	2.4	0.4	-1.7	1.0	0.4	Manufacture of soap and detergents, cleaning and polishing preparations
-2.5	0.3	-1.5	0.0	4.3	0.9	0.7	-0.5	0.2	-0.7	0.4	-0.6	0.3	-1.6	-1.4	0.2	1.2	Manufacture of perfumes and toilet preparations
0.6	0.1	-0.5	-0.3	-8.4	-4.5	-1.7	9.8	3.8	-0.8	-0.3	-2.8	-0.8	-24.9	-8.7	-7.5	0.3	Manufacture of photographic plates, films, sensitized paper and other sensitized unexposed materials
1.4	1.1	0.5	0.1	-4.8	-0.5	-1.9	0.4	-0.1	5.4	-1.2	-0.4	1.9	2.5	0.5	0.4	-4.6	Manufacture of pharmaceuticals, medicinal chemical and botanical products
1.9	1.1	0.0	1.1	-5.2	-0.4	-3.3	0.3	0.2	8.7	-2.7	-0.8	1.2	3.1	0.1	0.4	-5.1	Manufacture of medicinal active substances to be used for their pharmacological properties in the manufacture of medicaments
0.2	0.9	1.8	-2.2	-3.9	-0.8	1.5	0.7	-0.6	-2.1	2.8	0.7	3.6	1.1	1.4	0.5	-3.2	Other industry
-0.7	0.0	0.2	-1.4	-1.4	-0.1	-1.5	0.3	0.6	-0.8	-1.6	-3.1	0.2	2.3	0.4	-0.2	-0.4	Manufacture of rubber products
-12.5	-0.7	-0.2	0.4	1.4	-0.4	0.4	1.0	0.4	7.3	-0.2	-2.3	6.2	-10.2	0.1	-0.3	1.6	Manufacture of rubber tyres for vehicles
0.0	3.8	2.8	1.3	7.3	-1.1	0.3	2.7	-0.7	-0.4	-0.9	-1.3	0.9	2.6	2.8	1.9	7.8	Manufacture of interchangeable tyre treads and retreading rubber tyres
1.7	1.2	-0.2	-0.4	2.1	0.3	2.2	3.0	0.4	2.1	0.3	-0.2	3.8	-4.9	-1.7	-0.6	-0.3	Manufacture of other products of natural or synthetic rubber, unvulcanized, vulcanized or hardened
-1.0	-0.8	0.2	-2.5	-3.6	-0.5	-4.4	-0.7	1.2	-2.6	-2.1	-3.6	-1.7	5.3	0.6	-0.4	-0.7	Rubber remilling and latex processing
1.1	0.9	0.3	-0.4	0.0	0.6	1.7	0.2	-0.4	-0.8	-2.0	-4.3	-0.1	4.7	1.1	0.4	-1.0	Manufacture of rubber gloves
0.8	0.1	0.1	-0.3	0.6	0.1	0.3	0.3	-0.2	1.1	0.2	-0.4	2.2	-1.0	0.2	0.02	0.8	Manufacture of plastics products
0.4	-0.4	-0.4	-0.5	0.7	0.3	-0.2	0.2	-1.0	4.2	0.4	-1.2	-0.3	0.1	0.1	-0.2	-0.5	Manufacture of semi-manufactures of plastic products
0.4	0.6	1.0	0.9	-0.2	0.3	0.2	1.0	-0.4	0.8	0.05	-0.1	2.3	0.05	1.4	0.2	-0.1	Manufacture of finished plastic products
0.6	-0.5	0.9	2.5	-1.3	0.6	1.3	0.3	-0.4	-0.5	0.6	-0.3	-0.4	-0.3	1.2	0.6	-1.4	Manufacture of plastic articles for the packing of goods
0.7	-0.4	0.5	-5.7	-1.7	-2.0	2.1	1.4	0.8	-1.1	0.6	-0.4	-3.7	6.2	-2.3	-2.0	-0.4	Manufacture of builders' plastics ware
1.6	0.1	-0.5	0.1	2.0	0.3	0.2	-0.7	0.3	-0.2	0.04	-0.1	5.7	-4.7	-0.4	0.5	3.1	Manufacture of plastic tableware, kitchenware and toilet articles
1.5	2.0	-0.8	-0.6	1.9	0.5	0.3	0.3	-0.2	0.03	1.1	-0.6	-4.3	4.0	0.4	-1.2	-0.3	Manufacture of glass and glass products

Jadual Table **1.5c** : Bilangan Pekerja Bergaji Sektor Pembuatan Mengikut Kumpulan: Perubahan Peratusan Bulanan/Suku Tahunan
 : Number of Paid Employees of Manufacturing Sector by Group: Monthly/Quarterly Percentage Change

Kod Kumpulan Group code	Keterangan Kumpulan/Tempoh	2022				2023			2022					
		Q1	Q2	Q3	Q4	Q1	Q2	Q3	Jan.	Feb.	Mac	Apr.	Mei	Jun
239	Pembuatan pengeluaran galian bukan logam t.t.t.l.	-0.6	-0.1	0.4	-0.3	-2.0	2.0	2.5	1.0	-1.8	0.3	0.5	-0.8	0.2
23911	Pembuatan mortar refraktori dan konkrit &	-7.0	-1.2	-1.7	3.5	-6.9	0.1	-0.5	-6.3	-2.2	1.5	-1.0	-0.3	0.1
23921	Pembuatan seramik bukan refraktori													
23930	Pembuatan produk porselin dan seramik lain	-0.6	1.1	3.2	-0.7	-15.6	2.0	0.3	1.8	-1.1	-1.3	-0.7	1.4	0.4
23941	Pembuatan simen hidraulik	-0.1	3.2	-11.0	3.8	-2.1	-0.5	-0.5	0.3	0.1	-0.5	3.0	0.4	-0.2
23951	Pembuatan konkrit dan mortar siap bancuh dan bancuhan kering	-3.7	3.3	4.0	0.8	-6.1	0.8	6.6	0.9	-4.8	0.3	4.4	-1.3	0.2
23952	Pembuatan konkrit pratuangan, simen atau artikel batu buatan yang digunakan dalam pembinaan;													
23953	Pembuatan komponen struktur pasang siap untuk bangunan atau kejuruteraan awam dari simen, batu atau konkrit buatan &	1.0	-2.4	1.4	-0.9	2.6	3.0	0.3	1.7	-1.7	1.0	-1.6	-1.0	0.2
23959	Pembuatan artikel konkrit, simen dan plaster lain t.t.t.l.													
23990	Pembuatan produk mineral bukan logam lain t.t.t.l. Industri lain	4.7	-2.4	0.6	-1.9	-1.5	3.2	6.9	3.9	1.1	-0.3	-0.5	-2.0	0.1
		3.0	2.7	1.9	-6.4	3.8	3.5	6.0	5.6	-0.9	-1.6	2.6	-0.7	0.8
241 (24101 & 24102 & 24103 & 24104 & 24109)	Pembuatan besi dan keluli asas	-2.2	1.1	0.1	1.4	-0.9	1.0	3.4	-0.6	-2.4	0.8	0.4	-0.1	0.8
242 (24201 & 24202 & 24209)	Pembuatan logam asas berharga dan logam bukan ferus lain	3.6	-3.1	1.3	0.02	1.5	-3.0	-3.3	1.4	2.7	-0.5	0.7	-1.2	-2.7
243	Pengacuan logam	5.9	-6.8	0.4	-1.9	6.3	-4.4	2.1	4.0	2.1	-0.3	-6.3	-1.1	0.6
251 & 252	Pembuatan produk struktur logam, tangki, takungan, penjana wap, senjata dan peluru	0.4	-2.4	0.3	2.6	0.7	-2.3	1.2	0.1	-0.7	0.9	-0.9	0.4	-1.9
25113	Pembuatan pintu, tingkap dan bingkai, penutup tingkap dan pintu pagar daripada logam &	0.9	-3.9	-0.9	3.9	0.1	-2.8	4.9	0.3	-0.6	1.1	-1.5	0.5	-2.8
25119	Pembuatan produk struktur logam lain													
25120	Pembuatan tangki, takungan dan kontena daripada logam Industri lain	-0.8	0.6	5.9	-1.1	0.8	-2.1	-6.5	-0.8	0.4	-0.4	1.0	0.3	-0.8
		-0.5	0.7	-1.2	1.5	3.3	0.04	-5.1	0.1	-2.2	1.7	-0.3	0.1	1.0
259	Pembuatan lain-lain produk yang direka daripada logam; aktiviti perkhidmatan kerja logam	2.2	-2.2	1.1	1.1	2.1	-2.1	4.2	0.5	0.4	1.3	-1.5	-0.3	-0.5
25910	Tempaan, tekanan, hentakan dan bentuk gelekkan logam; serbuk metalurgi	0.5	0.4	3.3	-2.6	-2.1	-4.4	7.5	1.1	0.2	-0.8	-0.2	0.9	-0.3
25920	Rawatan dan penyalutan logam; menggunakan mesin	8.4	-7.6	2.3	3.2	7.4	-5.8	-10.8	0.7	3.2	4.3	-5.6	-0.8	-1.2
25991	Pembuatan tin untuk produk makanan dan minuman, tiub dan kotak boleh dilipat	-0.5	-1.1	-0.3	0.1	1.9	-3.2	9.0	1.9	-0.9	-1.6	1.1	-2.8	0.6
25992	Pembuatan kabel, plaited bands (jalur/pita berpintal) dan artikel seumpamanya daripada logam &	-0.8	-1.3	0.7	1.8	0.7	0.01	4.1	-0.6	0.2	-0.4	-1.2	-0.3	0.1
25993	Pembuatan bolt, skru, nat dan produk uliran seumpamanya													
25994	Pembuatan barangan rumah daripada logam	3.8	-3.8	-5.0	4.7	6.5	-0.6	0.9	-0.6	0.9	3.5	-3.1	1.4	-2.2
25999	Pembuatan produk lain yang direka daripada logam t.t.t.l. Industri lain	3.4	-2.7	0.2	4.6	1.5	-1.1	4.8	0.5	-0.6	3.5	-1.8	-0.2	-0.8
		3.1	-2.0	0.8	-2.2	7.4	1.2	11.7	0.2	1.0	2.0	-0.4	-1.1	-0.5
261	Pembuatan komponen dan papan elektronik	1.5	2.2	2.1	1.4	0.7	2.8	-0.1	-0.4	0.9	1.0	0.8	0.2	1.1
26101	Pembuatan diod, transistor dan alatan semikonduktor yang seumpamanya &	1.4	2.8	2.2	0.2	-0.1	1.9	0.3	-0.9	1.0	1.3	1.4	0.2	1.2
26102	Pembuatan litar elektronik bersepadu dengan pemasangan mikro													
26103	Pembuatan kapasitor dan perintang elektrik &	1.7	1.2	2.7	3.3	1.9	3.7	-0.7	0.0	0.9	0.8	-0.1	0.0	1.3
26104	Pembuatan papan litar bercetak &													
26105	Pembuatan komponen paparan													
26109	Pembuatan komponen lain untuk aplikasi elektronik	0.8	2.6	-2.4	0.2	-0.1	5.3	-0.5	0.9	-0.2	0.1	1.3	1.7	-0.4
262 (26201 & 26202)	Pembuatan komputer dan kelengkapan peranti	1.1	1.7	1.0	1.9	-4.1	0.2	-0.3	0.5	0.1	0.6	-0.5	1.5	0.6
263/ 26300	Pembuatan peralatan komunikasi	0.0	4.1	3.5	0.1	-1.1	2.2	-1.7	-1.3	1.2	0.2	0.8	1.6	1.5
264/ 26400	Pembuatan peralatan elektronik pengguna	0.1	4.4	1.0	-1.7	-2.8	0.6	9.8	1.0	-0.5	-0.3	2.1	1.2	1.1
265	Pembuatan kelengkapan mengukur, menguji, memandu arah dan kawalan; jam tangan dan jam	1.0	0.9	3.5	2.5	1.3	-0.01	-1.8	0.8	-0.3	0.6	-0.3	0.0	1.2
26511	Pembuatan kelengkapan mengukur, menguji, memandu arah dan kawalan &	0.2	0.9	4.2	3.3	1.2	1.6	-3.0	1.0	-0.7	-0.1	0.0	-0.2	1.0
26512	Pembuatan kelengkapan kawalan proses perindustrian													
26520	Pembuatan jam tangan dan jam dan bahagiannya	4.0	0.7	1.3	-0.1	1.5	-5.6	2.9	0.1	0.8	3.1	-1.4	0.4	1.8
266/ 26600	Pembuatan peralatan penyinaran, perubatan elektro dan elektroterapeutik	-0.8	0.9	1.6	-0.1	-0.5	0.5	-1.9	-0.6	-0.4	0.1	-0.9	0.9	0.9

2023																	Group Description/Period
Jul.	Ogo.	Sep.	Okt.	Nov.	Dis.	Jan.	Feb.	Mac	Apr.	Mei	Jun	Jul.	Ogo.	Sep.	Okt.	Nov.	
0.5	-0.7	0.6	0.0	0.1	-0.4	0.5	-2.3	-0.2	0.5	0.7	0.7	1.5	0.1	0.9	-0.3	0.8	Manufacture of non-metallic mineral products
																	<i>Manufacture of refractory mortars and concretes</i>
0.0	-0.6	-1.1	0.5	3.7	-0.7	-5.0	-1.6	-0.4	-0.4	-0.5	1.0	-2.3	2.7	-0.8	-1.4	0.6	<i>Manufacture of non-refractory ceramic</i>
2.4	0.5	0.2	-0.1	-0.7	0.1	0.2	-15.4	-0.4	-1.0	3.4	-0.4	1.5	2.2	-3.3	-1.1	1.0	<i>Manufacture of other porcelain and ceramic products</i>
0.2	-12.8	1.9	0.1	4.3	-0.6	1.5	0.03	-3.5	-0.3	0.2	-0.4	3.7	-5.2	1.2	-0.2	4.3	<i>Manufacture of hydraulic cement</i>
-0.3	2.9	1.4	0.2	1.8	-1.2	1.0	-5.7	-1.4	-0.1	1.2	-0.3	3.1	0.2	3.2	-0.8	2.4	<i>Manufacture of ready-mix and dry-mix concrete and mortars</i>
																	<i>Manufacture of precast concrete, cement or artificial stone articles for use in construction</i>
1.2	-0.5	0.7	0.6	-1.7	0.3	1.5	-0.5	1.7	1.1	0.6	1.2	0.3	-0.3	0.3	-0.5	-0.8	<i>Manufacture of prefabricated structural components for building or civil engineering of cement, concrete or artificial stone</i>
																	<i>Manufacture of other articles of concrete, cement and plaster n.e.c.</i>
0.4	-0.3	0.5	-2.7	0.3	0.4	-1.2	0.7	-1.0	1.0	1.7	0.5	5.7	-1.7	3.0	2.6	0.8	<i>Manufacture of other non-metallic mineral products n.e.c.</i>
-0.4	2.2	0.1	-0.1	-4.8	-1.6	4.1	-0.1	-0.1	1.3	-0.2	2.2	1.3	4.3	0.4	-0.5	0.9	<i>Other industry</i>
0.0	-0.1	0.2	1.6	-0.3	0.02	0.9	-3.2	1.5	0.01	0.8	0.2	-0.3	1.5	2.2	1.1	0.4	Manufacture of basic iron and steel
1.0	0.1	0.2	-0.2	-0.1	0.3	0.5	2.4	-1.3	-0.5	-0.2	-2.2	0.3	-3.1	-0.6	0.3	-1.5	Manufacture of basic precious and other non-ferrous metals
0.6	-0.6	0.4	0.8	-2.4	-0.3	3.5	3.4	-0.6	-2.5	-1.4	-0.6	-0.1	2.2	0.1	1.0	-2.8	Casting of metals
-0.3	0.3	0.3	-0.1	0.1	2.6	-0.4	0.4	0.7	-1.5	1.1	-1.8	-0.1	1.5	-0.1	-0.6	0.0	Manufacture of structural metal products, tanks, reservoirs, steam generators, weapons and ammunition
																	<i>Manufacture of metal doors, windows and their frames, shutters and gates</i>
-0.8	-0.2	0.1	-0.5	0.3	4.1	-0.8	0.4	0.6	-1.5	1.1	-2.4	0.6	5.5	-1.3	-0.7	-0.6	<i>Manufacture of other structural metal products</i>
0.9	1.4	3.5	-0.1	-0.3	-0.8	-0.2	0.7	0.3	-2.7	1.3	-0.6	-0.8	-9.5	4.2	-1.1	1.8	<i>Manufacture of tanks, reservoirs and containers of metal</i>
0.6	1.6	-3.3	1.4	-0.5	0.5	1.4	-0.2	2.0	-0.1	0.9	-0.7	-2.7	-2.9	0.4	0.9	0.4	<i>Other industry</i>
0.0	0.4	0.8	-0.1	0.2	1.0	1.1	1.0	0.05	-1.4	0.2	-1.0	0.9	1.9	1.3	0.2	-0.3	Manufacture of other fabricated metal products; metal working service activities
																	<i>Forging, pressing, stamping and roll-forming of metal; powder metallurgy</i>
-1.0	2.3	2.0	-1.1	-1.6	0.1	0.8	-2.3	-0.4	-2.8	0.04	-1.7	3.1	3.4	0.8	0.04	-0.9	<i>Treatment and coating of metals; machining</i>
1.9	-0.6	0.9	1.8	-1.3	2.7	1.0	3.3	2.9	-4.5	-0.5	-1.0	-0.9	-9.4	-0.6	1.0	-0.8	<i>Manufacture of tins and cans for food products, collapsible tubes and boxes</i>
0.7	0.5	-1.4	-0.7	1.3	-0.5	3.5	0.02	-1.6	-4.3	0.2	0.9	1.1	8.5	-0.7	0.5	-1.6	<i>Manufacture of metal cable, plaited bands and similar articles</i>
																	<i>Manufacture of bolts, screws, nuts and similar threaded products</i>
0.2	0.3	0.1	0.5	1.4	-0.2	1.2	1.0	-1.5	0.5	0.3	-0.8	1.7	-0.2	2.5	-0.2	-0.5	
-5.6	0.7	-0.1	-0.1	5.1	-0.3	1.8	-0.1	4.7	1.3	-0.6	-1.3	-0.04	-0.8	1.7	1.5	5.4	<i>Manufacture of metal household articles</i>
-0.4	-0.4	1.0	0.0	1.4	3.1	0.5	2.1	-1.0	0.01	0.3	-1.4	-0.5	3.9	1.4	0.3	-0.6	<i>Manufacture of any other fabricated metal products n.e.c.</i>
1.0	-1.0	0.8	-0.8	-1.3	-0.1	0.9	3.8	2.5	0.4	1.0	-0.1	0.5	7.6	3.3	-0.5	1.2	<i>Other industry</i>
0.5	0.8	0.8	-0.2	0.8	0.7	-0.8	1.2	0.3	1.9	0.7	0.2	-2.4	1.3	1.0	-0.3	-0.6	Manufacture of electronic components and boards
																	<i>Manufacture of diodes, transistors and similar semiconductor devices</i>
0.6	1.4	0.3	-0.4	-0.1	0.7	-1.6	1.2	0.3	3.9	-1.4	-0.5	-1.8	2.0	0.2	-0.2	-0.4	<i>Manufacture of electronic integrated circuits micro assemblies</i>
																	<i>Manufacture of electrical capacitors and resistors</i>
0.6	0.3	1.7	0.2	2.1	1.0	0.2	1.4	0.3	-0.4	3.0	1.1	-3.5	0.8	2.1	-0.5	-0.9	<i>Manufacture of printed circuit boards</i>
																	<i>Manufacture of display components</i>
-0.8	-0.7	-0.9	-0.8	1.7	-0.7	-0.01	-0.04	-0.1	-0.3	4.8	0.8	-0.7	-0.5	0.7	-0.6	-0.7	<i>Manufacture of other components for electronic applications</i>
0.0	1.0	0.0	-0.5	3.2	-0.7	-4.6	0.2	0.3	-0.5	1.0	-0.2	-0.6	-1.8	2.1	-0.2	1.5	Manufacture of computers and peripheral equipment
0.5	1.3	1.7	-0.4	-0.1	0.6	-0.6	-0.6	0.1	0.9	0.9	0.4	-6.4	4.1	0.9	1.4	-0.2	Manufacture of communication equipment
1.4	4.7	-4.8	-0.2	-0.7	-0.8	-2.0	-0.7	-0.1	-1.7	1.9	0.4	-1.1	6.0	4.9	-1.8	-1.4	Manufacture of consumer electronics
1.3	1.5	0.6	0.6	1.6	0.3	0.05	1.3	-0.02	-0.2	0.8	-0.6	-1.6	-2.5	2.4	-0.2	0.5	Manufacture of measuring, testing, navigating and control equipment; watches and clocks
																	<i>Manufacture of measuring, testing, navigating and control equipment</i>
1.6	1.8	0.8	0.8	2.2	0.3	0.3	1.3	-0.4	0.1	1.6	-0.1	-2.0	-2.9	1.9	-0.2	0.5	<i>Manufacture of industrial process control equipment</i>
0.3	0.8	0.2	-0.2	-0.4	0.4	-1.0	1.0	1.4	-1.2	-2.2	-2.3	-0.2	-1.0	4.2	-0.2	0.6	<i>Manufacture of watches and clocks and parts</i>
0.5	1.0	0.0	0.3	-0.1	-0.4	0.2	-1.0	0.4	-0.4	0.8	0.1	-8.6	3.9	3.3	-0.7	-0.4	Manufacture of irradiation, electromedical and electrotherapeutic equipment

Kod Kumpulan Group code	Keterangan Kumpulan/Tempoh	2022				2023			2022					
		Q1	Q2	Q3	Q4	Q1	Q2	Q3	Jan.	Feb.	Mac	Apr.	Mei	Jun
267 (26701 & 26702) & 268 (26800)	Pembuatan peralatan optikal, kelengkapan fotografi, media magnetik dan optikal	-4.3	5.2	1.1	-3.0	2.8	-2.1	6.5	-5.1	1.3	-0.5	3.8	-0.6	2.0
271	Pembuatan motor elektrik, penjana, transformer dan perkakasan pengagihan dan pengawalan elektrik	-0.1	-2.0	4.8	0.2	0.3	-2.7	3.2	0.6	-0.4	-0.3	-2.2	-0.2	0.4
27101	Pembuatan motor elektrik, penjana dan transformer	0.5	-2.7	1.3	-1.3	1.7	-3.8	4.9	1.3	-0.6	-0.2	-2.9	0.5	-0.4
27102	Pembuatan perkakasan pengagihan dan pengawalan elektrik	-0.6	-1.4	7.5	1.3	-0.8	-2.0	2.0	0.1	-0.3	-0.4	-1.6	-0.8	1.0
272/ 27200	Pembuatan bateri dan akumulator	5.9	-2.0	6.4	-1.8	-0.7	-0.4	4.1	0.1	6.0	-0.3	-1.2	-3.3	2.6
273	Pembuatan pendawaian dan peranti pendawaian	-1.1	1.7	-0.2	-0.8	0.9	-3.1	2.0	-0.4	-1.3	0.6	0.4	1.1	0.1
27310	Pembuatan kabel gentian optikal	5.6	3.1	6.2	-9.7	2.5	2.8	-1.4	-0.4	0.1	5.9	1.0	1.7	0.4
27320	Pembuatan wayar dan kabel elektronik dan elektrik lain	-1.6	1.9	-0.5	1.5	0.3	-3.7	1.8	-0.5	-1.4	0.3	0.5	1.3	0.1
27330	Pembuatan alatan pendawaian pembawa dan bukan pembawa arus untuk litar elektrik (tanpa mengira jenis bahan)	2.4	-1.3	0.0	-24.4	10.3	2.6	5.9	1.1	0.0	1.2	-0.3	-1.6	0.5
274/ 27400	Pembuatan kelengkapan pencahayaan elektrik	-1.3	4.0	6.7	-9.6	-0.9	-1.9	9.9	0.3	-0.2	-1.5	0.3	0.5	3.3
275/ 27500	Pembuatan perkakasan domestik	3.1	-1.5	-3.8	-0.8	5.1	0.9	-4.5	0.5	-0.6	3.2	-1.4	-0.3	0.1
279/ 27900	Pembuatan kelengkapan elektrik lain	1.9	1.1	-1.6	1.7	0.7	-1.9	0.8	0.6	-0.5	1.8	-0.4	0.4	1.0
281 & 282	Pembuatan jentera kegunaan umum dan kegunaan khas	0.7	2.9	-0.7	0.7	0.8	1.4	-3.0	0.9	1.3	-1.5	1.3	0.1	1.5
28120 & 28130	Pembuatan alat-alat kuasa bendalir & pam, pemampat, kepala paip dan injap lain	1.7	-2.5	-1.2	1.0	4.9	0.8	-8.3	0.3	0.7	0.7	-1.0	-1.0	-0.5
28180 & 28220	Pembuatan alatan tangan yang menggunakan kuasa dilengkapkan dengan motor elektrik atau bukan motor elektrik atau pneumatik & Pembuatan jentera pembentukan logam dan alatan mesin	0.7	0.6	-2.1	-1.2	3.6	2.1	-2.7	0.5	1.6	-1.3	0.3	0.0	0.2
28192	Pembuatan mesin penyaman udara, termasuk untuk kenderaan bermotor	7.7	-1.5	4.0	4.5	2.1	-3.9	-8.7	6.2	1.2	0.2	-1.1	-0.1	-0.4
28290	Pembuatan lain-lain mesin bertujuan khas t.t.t.l. Industri lain	3.4	-0.4	-5.9	0.2	2.3	2.4	-13.3	1.6	1.3	0.5	0.6	-0.7	-0.3
291 (29101 & 29102)	Pembuatan kenderaan bermotor	0.8	0.6	2.6	0.4	-3.2	0.8	4.2	0.2	0.9	-0.3	-1.4	-0.9	3.0
292/ 29200	Pembuatan kerangka (coachwork) untuk kenderaan bermotor; pembuatan treler dan semi treler	2.6	3.5	2.5	3.6	3.2	0.5	13.2	0.2	3.7	-1.3	2.1	-0.3	1.6
293/ 29300	Pembuatan alat ganti dan aksesori untuk kenderaan bermotor	1.6	0.7	-0.5	0.3	1.4	-0.3	-2.8	1.0	0.4	0.2	0.4	0.2	0.1
301 (30110 & 30120)	Pembinaan kapal dan bot	3.2	0.1	3.2	1.8	1.9	1.3	4.7	2.0	-0.3	1.4	-1.5	0.6	1.1
302, 303, 304 & 309	Pembuatan lokomotif keretapi, rolling stock, kapal angkasa dan udara, jentera berkaitan, kenderaan tempur ketenteraan, dan kelengkapan pengangkutan t.t.t.l.	4.6	-1.2	1.1	-1.8	1.9	-2.3	-1.3	3.4	0.8	0.3	-0.7	-0.4	-0.1
30910	Pembuatan motosikal	4.9	-3.2	2.1	-0.3	6.2	-4.4	7.9	2.5	0.9	1.5	-2.3	-1.5	0.5
30920	Pembuatan basikal dan invalid carriages Industri lain	6.4	3.7	0.4	-2.9	-6.5	-5.9	-42.6	6.8	-0.3	-0.1	0.9	1.7	1.1
310	Pembuatan perabot	4.0	-0.8	0.5	-2.7	0.4	0.5	-0.2	3.4	1.0	-0.5	0.2	-0.1	-0.9
31001	Pembuatan perabot kayu dan rotan Industri lain	2.8	1.1	-1.0	-2.2	2.6	1.6	1.0	2.0	0.2	0.5	1.5	-0.7	0.3
321 (32110 & 32120)	Pembuatan barang kemas, bijouterie dan artikel berkaitan	3.3	1.6	-1.3	-2.8	2.4	2.0	1.7	2.5	-0.2	0.9	1.9	-0.6	0.3
322, 325 & 329	Pembuatan instrumen muzik, peralatan dan bekalan perubatan dan pergigian dan pembuatan lain t.t.t.l.	1.0	-0.5	0.0	0.1	3.6	0.2	-1.2	0.3	1.5	-0.8	0.3	-0.9	0.1
32901	Pembuatan alat tulis Industri lain	-1.2	-1.1	1.8	3.7	9.5	-4.7	-3.8	2.0	1.7	-4.8	1.4	-0.1	-2.3
32901	Pembuatan alat tulis Industri lain	1.2	0.9	1.4	-0.01	-0.2	-0.4	4.9	0.3	0.4	0.5	0.2	0.4	0.3
32901	Pembuatan alat tulis Industri lain	-3.1	0.2	2.2	-1.4	-2.1	-1.5	5.0	-0.7	0.3	-2.7	0.7	0.3	-0.8
32901	Pembuatan alat tulis Industri lain	2.6	1.1	1.2	0.4	0.4	-0.04	4.9	0.6	0.4	1.5	0.0	0.4	0.6
323/ 32300	Pembuatan barangan sukan	-2.0	-0.3	1.3	3.2	-5.1	-0.1	-16.8	0.9	-3.2	0.3	0.4	0.6	-1.3
324/ 32400	Pembuatan permainan dan mainan	1.8	2.1	7.9	-3.5	-3.8	-1.0	0.5	0.0	3.1	-1.4	-2.1	1.9	2.3
331 & 332	Pembaikan pemasangan produk logam, jentera, kelengkapan dan pemasangan jentera perindustrian dan kelengkapan	3.4	0.4	-2.7	1.1	3.0	0.02	0.1	2.6	-0.1	0.9	0.5	0.6	-0.8
33150	Pembaikan dan penyelenggaraan kelengkapan pengangkutan kecuali motosikal dan basikal Industri lain	1.1	1.1	-1.7	4.0	5.7	0.8	-0.2	2.4	-1.9	0.6	0.9	-0.2	0.4
33150	Pembaikan dan penyelenggaraan kelengkapan pengangkutan kecuali motosikal dan basikal Industri lain	3.8	0.2	-2.9	0.5	2.5	-0.1	0.1	2.6	0.2	1.0	0.5	0.7	-1.0
Jumlah Pembuatan		1.2	0.5	0.8	0.8	0.7	-0.2	1.2	0.6	0.1	0.5	0.2	0.2	0.1

2023																	Group Description/Period
Jul.	Ogo.	Sep.	Okt.	Nov.	Dis.	Jan.	Feb.	Mac	Apr.	Mei	Jun	Jul.	Ogo.	Sep.	Okt.	Nov.	
-1.3	2.8	-0.4	0.0	-4.3	1.3	3.5	-1.0	0.4	-1.5	0.4	-1.1	-0.9	6.3	1.2	-0.8	-4.0	Manufacture of optical instruments, photographic equipment, magnetic and optical media
1.5	2.5	0.7	0.2	-0.4	0.4	0.5	-0.5	0.3	-2.2	-0.7	0.2	1.5	1.7	-0.1	-0.6	-0.9	Manufacture of electric motors, generators, transformers and electricity distribution and control apparatus
-0.3	0.3	1.3	-0.4	-1.4	0.5	2.3	-0.6	0.1	-2.9	-0.2	-0.6	1.2	2.8	0.8	-0.6	-1.0	Manufacture of electric motors, generators and transformers
2.8	4.2	0.3	0.6	0.3	0.3	-0.9	-0.4	0.4	-1.7	-1.1	0.9	1.8	0.9	-0.7	-0.6	-0.8	Manufacture of electricity distribution and control apparatus
-1.4	2.3	5.5	1.2	-3.6	0.6	0.02	-0.7	-0.1	-1.0	0.6	0.02	-0.6	1.6	3.1	0.7	-3.8	Manufacture of batteries and accumulators
-1.4	2.4	-1.1	0.3	1.7	-2.7	-0.5	2.0	-0.5	0.6	-3.6	-0.1	-0.8	2.0	0.8	-0.4	-0.5	Manufacture of wiring and wiring devices
3.4	1.7	1.0	-0.4	-9.1	-0.3	1.0	0.5	0.9	1.2	1.4	0.1	-1.6	-0.5	0.8	2.7	0.4	Manufacture of fibre optic cables
-1.7	2.6	-1.3	0.4	2.3	-1.1	-1.1	2.2	-0.8	0.4	-4.0	-0.1	-0.5	1.8	0.6	-0.6	-0.6	Manufacture of other electronic and electric wires and cables
-0.3	0.2	0.0	-1.1	0.9	-24.3	7.9	0.0	2.2	2.9	-0.3	0.0	-4.1	6.4	3.8	0.3	-0.9	Manufacture of current-carrying and non current-carrying wiring devices for electrical circuits regardless of material
4.3	-0.3	2.6	-0.8	-9.5	0.7	-1.5	-2.2	2.9	-2.6	-0.8	1.5	3.7	4.7	1.3	0.5	-0.7	Manufacture of electric lighting equipment
-1.8	1.0	-2.9	2.0	-3.7	0.9	0.4	0.2	4.5	-1.5	3.4	-0.9	-1.8	1.6	-4.3	-0.4	-0.5	Manufacture of domestic appliances
0.5	1.2	-3.2	0.5	1.2	-0.01	1.1	-0.3	-0.1	-1.2	-0.5	-0.2	1.0	2.1	-2.2	-0.6	-0.8	Manufacture of other electrical equipment
-0.6	0.2	-0.2	0.5	0.05	0.1	0.7	1.1	-1.0	0.3	-0.6	1.7	-2.5	0.04	-0.5	-0.2	0.1	Manufacture of general-purpose and special-purpose machinery
0.2	-0.5	-0.9	0.6	0.6	-0.3	4.7	0.9	-0.7	-0.5	-0.2	1.6	-1.1	-6.6	-0.8	0.9	-0.6	Manufacture of fluid power equipment
-1.9	0.0	-0.2	-0.3	-0.5	-0.4	0.5	1.7	1.3	0.2	-0.6	2.6	-1.8	-1.3	0.3	-0.1	0.3	Manufacture of other pumps, compressors, taps and valves
2.1	1.1	0.8	0.2	2.2	2.0	2.7	1.3	-1.9	-0.7	-2.6	-0.6	-9.5	-0.4	1.4	-0.9	-0.9	Manufacture of power-driven hand tools with self-contained electric or non-electric motor or pneumatic drives
-0.1	-1.6	-4.3	0.5	-1.2	1.0	1.0	1.4	-0.2	1.3	0.5	0.5	0.5	-11.4	-2.7	0.02	-0.3	Manufacture of metal-forming machinery and machine tools
-0.8	0.5	0.5	1.0	0.03	-0.1	-0.3	0.8	-2.1	0.5	-0.4	2.1	-2.3	4.3	-0.9	-0.3	0.5	Manufacture of air-conditioning machines, including for motor vehicles
1.9	0.4	0.2	-0.1	0.1	0.4	-0.3	-2.3	-0.6	-0.2	1.4	-0.4	2.4	1.4	0.3	0.5	-0.1	Manufacture of other special-purpose machinery
-0.6	1.1	2.0	0.1	-1.2	4.8	0.3	4.3	-1.4	0.2	0.1	0.2	1.5	11.1	0.4	0.6	-0.5	Other industry
-0.3	-0.2	0.1	0.1	0.0	0.1	0.4	0.6	0.4	-0.2	0.3	-0.5	0.1	-2.9	-0.1	0.01	-0.2	Manufacture of motor vehicles
2.6	0.5	0.2	2.3	0.3	-0.8	3.0	0.2	-1.3	-1.2	1.6	0.8	2.3	0.8	1.5	-0.8	1.6	Manufacture of bodies (coachwork) for motor vehicles; manufacture of trailers and semi-trailers
-0.2	0.3	1.0	-1.2	-0.4	-0.2	1.5	-0.05	0.4	-1.2	-0.4	-0.7	1.1	-2.3	0.0	0.4	-0.4	Manufacture of parts and accessories for motor vehicles
-1.3	1.0	2.4	-0.5	0.2	0.0	2.8	1.0	2.3	-2.8	-2.6	0.9	6.6	-2.0	3.3	1.4	-0.4	Building of ships and boats
0.2	-1.7	1.9	-0.1	-0.8	-1.9	-3.3	-2.1	-1.2	-0.4	-2.5	-3.1	-13.6	-25.2	-11.2	-6.6	-3.1	Manufacture of railway locomotives, rolling stock, air and spacecraft, related machinery, military fighting vehicles and transport equipment n.e.c
0.5	0.3	-0.4	-1.9	-0.8	-0.01	1.6	-0.4	-0.76	-0.1	1.93	-1.36	-0.4	1.6	-1.3	0.3	-0.2	Manufacture of motorcycles
-1.9	0.2	0.6	-0.3	-1.5	-0.3	2.2	0.04	0.4	1.4	0.3	-0.1	-0.4	0.8	0.6	1.4	-0.7	Manufacture of bicycles and invalid carriages
-2.3	0.5	0.4	-0.5	-1.3	-1.1	1.9	-0.2	0.6	2.0	0.2	-0.2	-0.3	1.8	0.1	1.1	-1.0	Other industry
-0.5	-0.8	1.3	0.2	-2.5	2.3	3.3	0.7	-0.4	-0.4	0.6	0.1	-0.7	-2.8	2.3	2.3	0.1	Manufacture of furniture
1.4	-0.4	0.9	1.1	2.5	0.1	7.3	2.2	-0.1	-1.5	0.5	-3.7	-4.3	-1.5	2.0	0.4	0.9	Manufacture of furniture
1.5	0.1	-0.2	-0.4	0.0	0.4	-0.3	-0.2	0.3	-1.1	0.7	0.1	4.7	0.1	0.1	0.2	-0.1	Manufacture of jewellery, bijouterie and related articles
1.9	0.1	0.1	-0.1	-2.2	0.9	0.4	-2.2	-0.3	-0.1	0.3	-1.7	1.1	3.3	0.5	-0.2	-2.3	Manufacture of musical instruments, medical and dental instruments and supplies and other manufacturing n.e.c.
1.4	0.1	-0.3	-0.5	0.7	0.3	-0.5	0.4	0.5	-1.4	0.8	0.6	5.7	-0.8	-0.01	0.4	0.4	Manufacture of stationery
0.4	0.8	0.1	1.7	-1.3	2.8	-2.8	-3.8	1.5	-0.4	0.2	0.1	-0.1	-15.9	-1.1	-1.2	2.3	Other industry
5.5	0.4	1.9	-0.1	-1.1	-2.2	-2.3	-0.1	-1.5	-0.6	0.4	-0.9	-9.0	10.0	0.4	1.4	-1.4	Manufacture of sports goods
-0.4	-1.3	-1.0	1.2	-0.4	0.3	2.7	0.04	0.2	0.2	0.8	-1.0	1.2	-0.1	-1.1	0.5	-0.6	Manufacture of games and toys
-1.5	-0.6	0.4	0.0	1.6	2.4	7.7	-0.2	-1.7	2.1	-2.0	0.7	-0.9	1.7	-1.0	-1.9	0.9	Repair of fabricated metal products, machinery and equipment and installation of industrial machinery and equipment
-0.2	-1.4	-1.2	1.4	-0.8	-0.1	1.7	0.1	0.6	-0.1	1.3	-1.3	1.7	-0.5	-1.1	1.0	-0.8	Repair and maintenance of transport equipment except motorcycles and bicycles
0.1	0.4	0.3	0.2	0.3	0.3	0.3	0.3	0.1	-0.1	0.3	-0.4	-0.2	0.6	0.7	0.2	-0.04	Other industry
0.1	0.4	0.3	0.2	0.3	0.3	0.3	0.3	0.1	-0.1	0.3	-0.4	-0.2	0.6	0.7	0.2	-0.04	Total Manufacturing

Jadual **1.6a** : Gaji dan Upah yang Dibayar Sektor Pembuatan Mengikut Kumpulan
 Table : *Salaries and Wages Paid of Manufacturing Sector by Group*

Kod Kumpulan Group code	Keterangan Kumpulan/Tempoh	2021	2022	2022		
				Q1	Q2	Q3
101	Pemprosesan dan pengawetan daging	355	361	88	87	87
102	Pemprosesan dan pengawetan ikan, krustasea dan moluska	457	449	111	110	111
	10201 Pengetinan ikan, krustasea dan moluska					
	&	369	358	89	88	88
	10202 Pemprosesan dan pengawetan ikan, krustasea dan moluska Industri lain	87	91	22	22	24
103	Pemprosesan dan pengawetan buah-buahan dan sayur - sayuran	174	190	46	47	48
	10303 Pengetinan nanas					
	&	15	11	2	3	3
	10304 Pembuatan jem, marmalad dan sajian jeli Industri lain	160	179	44	45	45
104	Pembuatan minyak dan lemak daripada sayuran dan haiwan	2,773	2,958	721	727	736
	10404 Pembuatan minyak sayuran mentah dan bertapis					
	&	204	218	52	55	56
	10406 Pembuatan sebatian lemak masakan					
	10405 Pembuatan minyak kelapa Industri lain	96	93	24	25	23
		2,473	2,646	645	648	657
105	Pembuatan produk tenusu	804	875	221	227	217
	10502 Pembuatan susu pekat, tepung dan sejat Industri lain	704	775	195	200	193
		99	100	26	27	23
106	Pembuatan produk bijian, kanji dan produk berkanji	366	370	93	92	92
	10611 Pengilangan beras	176	179	45	44	45
	10613 Pengilangan tepung Industri lain	165	166	42	42	42
		25	25	6	6	6
107	Pembuatan produk makanan lain	3,799	4,170	1,011	1,028	1,043
	10711 Pembuatan biskut dan cookies	320	375	89	93	95
	10712 Pembuatan roti, kek dan produk bakeri lain	933	932	219	229	238
	10713 Pembuatan produk snek	204	232	55	58	59
	10721 Pembuatan gula	76	81	22	21	20
	10731 Pembuatan produk koko	82	93	24	23	22
	10732 Pembuatan coklat dan produk coklat					
	&	347	401	99	99	99
	10733 Pembuatan konfeksi gula					
	10793 Pembuatan sos dan bahan perasa	363	369	92	91	90
	10799 Pembuatan produk makanan lain t.t.t.l. Industri lain	381	481	114	116	120
		1,094	1,206	297	299	299
108/ 10800	Pembuatan makanan haiwan tersedia	1,045	1,061	262	260	261
110	Pembuatan minuman ringan	508	532	132	128	128
	11041 Pembuatan minuman ringan	342	373	90	89	90
	11042 Pengeluaran air mineral semulajadi dan minuman lain yang dibotolkan Industri lain	128	127	34	31	30
		38	32	8	8	8
120/ 12000	Pembuatan produk tembakau	62	63	17	14	14
131	Pemintalan, penenunan dan penyiapan tekstil	328	353	87	86	88
	13110 Penyediaan dan pemintalan gentian tekstil					
	&	222	238	59	58	59
	13120 Penenunan tekstil					
	13132 Pewarnaan, pelunturan, percetakan dan penyiapan akhir benang dan fabrik Industri lain	98	107	26	27	27
		8	9	2	2	2
139	Pembuatan tekstil lain	329	319	79	78	80
	13910 Pembuatan fabrik dikait dan dikrusye Industri lain	111	97	25	23	23
		218	222	54	55	57
141	Pembuatan pakaian, kecuali pakaian berbulu	838	887	225	212	213
	14102 Pembuatan pakaian Industri lain	580	598	151	141	143
		258	289	74	71	70
142 & 143	Pembuatan artikel daripada kulit bulu dan pakaian yang dikait dan dikrusye	25	25	6	7	6
151 (15110 & 15120)	Penyamakan dan pembersihan kulit, pembuatan bagasi, beg tangan, pelana dan abah-abah pembersihan dan pewarnaan bulu	121	123	31	30	30
152	Pembuatan kasut	186	201	51	50	48
	15201 Pembuatan kasut kulit					
	&	133	145	37	36	35
	15203 Pembuatan kasut getah Industri lain	54	56	15	14	13
161/ 16100	Pengilangan dan pengetaman kayu	547	520	137	129	127

2023		2022		2023		Group Description/Period
Q4	Q1	Q2	Q3	(Jan. - Nov.)	(Jan. - Nov.)	
99	103	106	106	324	389	Processing and preserving of meat
116	118	117	120	410	435	Processing and preserving of fish, crustaceans and molluscs
						<i>Canning of fish, crustaceans and molluscs</i>
94	96	96	97	326	352	<i>Processing, curing and preserving of fish, crustacean and molluscs</i>
22	22	22	23	83	83	<i>Other industry</i>
48	55	59	56	174	206	Processing and preserving of fruits and vegetable
						<i>Pineapple canning</i>
3	4	4	4	10	14	<i>Manufacture of jams, marmalades and table jellies</i>
45	51	55	52	164	192	<i>Other industry</i>
774	782	784	793	2,678	2,896	Manufacture of vegetable and animal oils and fats
						<i>Manufacture of crude and refined vegetable oil</i>
55	55	56	53	200	200	<i>Manufacture of compound cooking fats</i>
22	26	27	31	86	105	<i>Manufacture of coconut oil</i>
697	701	701	710	2,392	2,592	<i>Other industry</i>
211	225	232	225	804	834	Manufacture of dairy products
187	199	206	197	712	735	<i>Manufacture of condensed, powdered and evaporated milk</i>
24	25	26	27	92	98	<i>Other industry</i>
91	96	98	96	338	351	Manufacture of grain mill products, starches and starch products
44	48	47	46	164	171	<i>Rice milling</i>
41	41	45	43	152	157	<i>Flour milling</i>
6	7	6	6	23	23	<i>Other industry</i>
1,088	1,094	1,082	1,132	3,795	4,088	Manufacture of other food products
97	101	103	111	342	390	<i>Manufacture of biscuits and cookies</i>
247	239	243	253	850	907	<i>Manufacture of bread, cakes and other bakery products</i>
60	62	59	62	211	227	<i>Manufacture of snack products</i>
18	17	17	18	76	65	<i>Manufacture of sugar</i>
23	23	24	25	85	89	<i>Manufacture of cocoa products</i>
						<i>Manufacture of chocolate and chocolate products</i>
104	101	92	100	363	366	<i>Manufacture of sugar confectionery</i>
96	100	102	107	334	386	<i>Manufacture of sauces and condiments</i>
132	135	134	143	437	512	<i>Manufacture of other food products n.e.c.</i>
311	316	307	312	1,098	1,147	<i>Other industry</i>
278	281	277	282	956	1,034	Manufacture of prepared animal feeds
143	141	139	139	480	519	Manufacture of beverages
104	101	100	98	335	369	<i>Manufacture of soft drinks</i>
31	32	31	32	116	117	<i>Production of natural mineral waters and other bottled waters</i>
8	9	8	9	29	33	<i>Other industry</i>
18	18	16	15	56	59	Manufacture of tobacco products
92	84	85	88	322	315	Spinning, weaving and finishing of textiles
						<i>Preparation and spinning of textile fibres</i>
62	56	58	62	217	217	<i>Weaving of textiles</i>
27	25	24	24	98	89	<i>Dyeing, bleaching, printing and finishing of yarns and fabrics</i>
2	2	2	2	8	8	<i>Other industry</i>
83	88	91	90	292	331	Manufacture of other textiles
25	24	26	25	89	92	<i>Manufacture of knitted and crocheted fabrics</i>
57	65	65	65	203	239	<i>Other industry</i>
238	238	230	225	800	851	Manufacture of wearing apparel, except fur apparel
164	162	154	151	537	574	<i>Manufacture of clothings</i>
74	76	76	74	263	277	<i>Other industry</i>
6	6	6	6	23	23	Manufacture of articles of fur, knitted and crocheted apparel
32	32	32	32	112	118	Tanning and dressing of leather; manufacture of luggage, handbags, saddlery and harness; dressing and dyeing of fur
51	54	53	52	183	195	Manufacture of footwear
						<i>Manufacture of leather footwear</i>
37	39	37	36	132	137	<i>Manufacture of rubber footwear</i>
14	15	15	16	51	58	<i>Other industry</i>
128	134	127	131	477	481	Sawmilling and planing of wood

Jadual **1.6a** : Gaji dan Upah yang Dibayar Sektor Pembuatan Mengikut Kumpulan (samb.)
 Table : *Salaries and Wages Paid of Manufacturing Sector by Group (cont.)*

Kod Kumpulan Group code	Keterangan Kumpulan/Tempoh	2022										
		Jan.	Feb.	Mac	Apr.	Mei	Jun	Jul.	Ogo.	Sep.	Okt.	Nov.
101	Pemprosesan dan pengawetan daging	31	29	28	29	29	29	29	29	30	30	33
102	Pemprosesan dan pengawetan ikan, krustasea dan moluska	38	36	36	37	37	37	37	37	37	39	39
	10201 Pengetinan ikan, krustasea dan moluska											
	& 10202 Pemprosesan dan pengawetan ikan, krustasea dan moluska	30	29	29	29	29	29	29	29	29	31	31
	Industri lain	8	7	7	7	8	7	8	8	8	8	7
103	Pemprosesan dan pengawetan buah-buahan dan sayur - sayuran	15	15	15	16	16	16	16	16	16	16	16
	10303 Pengetinan nanas											
	& 10304 Pembuatan jem, marmalad dan sajian jeli	1	1	1	1	1	1	1	1	1	1	1
	Industri lain	15	14	15	15	15	15	15	15	15	15	15
104	Pembuatan minyak dan lemak daripada sayuran dan haiwan	241	240	240	239	242	246	250	239	246	249	246
	10404 Pembuatan minyak sayuran mentah dan bertapis											
	& 10406 Pembuatan sebatian lemak masakan	17	17	18	18	18	19	19	19	18	18	18
	10405 Pembuatan minyak kelapa	8	8	8	8	8	8	8	8	8	7	7
	Industri lain	215	215	215	214	215	219	223	213	220	223	220
105	Pembuatan produk tenusu	73	74	74	77	77	73	72	73	72	69	71
	10502 Pembuatan susu pekat, tepung dan sejat	64	66	65	68	69	64	64	65	64	61	63
	Industri lain	9	8	9	9	9	9	8	8	8	8	8
106	Pembuatan produk bijian, kanji dan produk	32	31	31	32	30	30	31	32	30	30	30
	10611 Pengilangan beras	16	15	15	15	15	15	15	15	15	15	15
	10613 Pengilangan tepung	14	14	14	14	14	14	14	15	13	13	13
	Industri lain	2	2	2	2	2	2	2	2	2	2	2
107	Pembuatan produk makanan lain	335	330	345	338	341	349	343	346	354	353	360
	10711 Pembuatan biskut dan cookies	30	29	30	30	31	32	31	32	32	32	33
	10712 Pembuatan roti, kek dan produk bakeri lain	73	72	73	74	77	77	76	77	85	82	83
	10713 Pembuatan produk snek	19	17	18	18	19	20	20	20	20	20	20
	10721 Pembuatan gula	7	7	8	7	7	7	7	7	7	7	6
	10731 Pembuatan produk koko	8	8	8	9	7	7	7	7	8	8	8
	10732 & 10733 Pembuatan coklat dan produk coklatPembuatan konfeksi gula	31	32	36	32	33	34	33	33	32	33	33
	10793 Pembuatan sos dan bahan perasa	30	30	32	30	30	32	30	30	30	30	30
	10799 Pembuatan produk makanan lain t.t.t.l.	37	38	39	38	38	39	39	39	41	42	45
	Industri lain	99	97	101	99	99	101	100	100	99	100	103
108/ 10800	Pembuatan makanan haiwan tersedia	87	87	87	86	87	87	88	87	86	86	86
110	Pembuatan minuman ringan	44	45	43	44	42	42	41	42	45	45	47
	11041 Pembuatan minuman ringan	30	31	29	30	30	29	29	29	32	32	34
	11042 Pengeluaran air mineral semulajadi dan minuman lain yang diboto	11	11	11	11	10	10	10	10	10	10	10
	Industri lain	3	3	3	3	2	3	3	3	3	3	3
120/ 12000	Pembuatan produk tembakau	5	6	6	5	5	5	5	5	5	5	5
131	Pemintalan, penenunan dan penyiapan tekstil	29	29	29	28	29	29	29	29	30	30	30
	13110 & 13120 Penyediaan dan pemintalan gentian tekstilPenenunan tekstil	20	20	20	19	19	19	19	19	20	20	21
	13132 Pewarnaan, pelunturan, percetakan dan penyiapan akhir benang c	9	9	9	9	9	9	9	9	9	9	9
	Industri lain	1	1	1	1	1	1	1	1	1	1	1
139	Pembuatan tekstil lain	27	26	26	26	26	26	27	27	27	27	28
	13910 Pembuatan fabrik dikait dan dikrusye	9	9	8	8	8	8	8	8	8	8	9
	Industri lain	18	17	18	18	18	18	19	19	19	19	19
141	Pembuatan pakaian, kecuali pakaian berbulu	79	73	73	72	72	67	70	70	72	72	79
	14102 Pembuatan pakaian	53	49	49	48	48	45	47	47	49	49	53
	Industri lain	25	25	24	24	24	22	23	23	24	23	25
142 & 143	Pembuatan artikel daripada kulit bulu dan pakaian yang dikait dan dikrusye	2	2	2	2	2	2	2	2	2	2	2
151 (15110 & 15120)	Penyamakan dan pembersihan kulit, pembuatan bagasi, beg tangan, pelana dan abah-abah pembersihan dan pewarnaan bulu	11	10	10	10	10	10	9	10	11	11	11
152	Pembuatan kasut	17	17	17	17	17	16	15	16	17	17	17
	15201 Pembuatan kasut kulit											
	& 15203 Pembuatan kasut getah	12	12	12	12	12	12	11	12	12	12	12
	Industri lain	5	5	5	5	5	4	4	4	5	5	5
161/ 16100	Pengilangan dan pengetaman kayu	46	47	44	44	43	43	42	42	43	43	42

2023												Group Description/Period
Dis.	Jan.	Feb.	Mac	Apr.	Mei	Jun	Jul.	Ogo.	Sep.	Okt.	Nov.	
37	36	34	33	35	35	36	34	35	37	37	37	Processing and preserving of meat
39	40	39	39	38	40	40	40	40	40	40	40	Processing and preserving of fish, crustaceans and molluscs
32	32	32	32	31	32	32	33	32	32	32	32	<i>Canning of fish, crustaceans and molluscs</i>
7	7	7	7	7	7	7	7	8	8	8	8	<i>Processing, curing and preserving of fish, crustacean and molluscs</i>
16	18	18	19	19	20	20	19	18	18	18	18	Processing and preserving of fruits and vegetable
1	1	1	1	1	1	1	1	1	1	1	1	<i>Pineapple canning</i>
15	17	17	17	18	18	18	18	17	17	17	17	<i>Manufacture of jams, marmalades and table jellies</i>
280	264	261	258	262	262	260	267	258	268	271	265	Manufacture of vegetable and animal oils and fats
18	19	18	18	19	18	19	17	18	18	18	18	<i>Manufacture of crude and refined vegetable oil</i>
7	9	9	9	9	9	9	10	10	10	10	10	<i>Manufacture of compound cooking fats</i>
254	237	233	230	234	235	232	240	230	240	243	237	<i>Manufacture of coconut oil</i>
71	73	77	75	77	77	78	71	75	78	76	77	Manufacture of dairy products
62	64	69	66	69	68	69	63	66	68	66	67	<i>Manufacture of condensed, powdered and evaporated milk</i>
8	9	8	9	8	9	9	9	9	9	10	10	<i>Other industry</i>
31	32	32	32	33	32	33	32	32	32	31	31	Manufacture of grain mill products, starches and starch products
15	16	16	16	16	16	15	16	15	15	15	15	<i>Rice milling</i>
14	14	14	14	15	14	16	14	14	14	14	14	<i>Flour milling</i>
2	2	2	2	2	2	2	2	2	2	2	2	<i>Other industry</i>
375	372	361	361	357	363	363	368	376	388	389	391	Manufacture of other food products
33	34	33	33	34	35	35	37	37	38	37	38	<i>Manufacture of biscuits and cookies</i>
82	82	79	77	80	82	81	84	84	86	85	87	<i>Manufacture of bread, cakes and other bakery products</i>
21	20	21	21	20	19	20	20	21	22	22	22	<i>Manufacture of snack products</i>
5	6	6	5	5	6	6	6	6	6	6	6	<i>Manufacture of sugar</i>
8	7	8	8	9	8	8	8	8	8	8	8	<i>Manufacture of cocoa products</i>
38	34	33	34	31	31	31	32	33	35	36	37	<i>Manufacture of chocolate and chocolate products</i>
35	32	31	37	35	33	34	33	36	38	38	38	<i>Manufacture of sugar confectionery</i>
45	48	44	43	43	45	46	46	47	50	50	50	<i>Manufacture of sauces and condiments</i>
109	107	106	103	101	103	103	102	104	106	106	106	<i>Manufacture of other food products n.e.c.</i>
105	90	98	93	90	94	92	95	93	94	96	99	Manufacture of prepared animal feeds
52	48	47	47	47	46	45	45	45	49	49	51	Manufacture of beverages
38	34	33	33	34	33	33	33	32	34	34	36	<i>Manufacture of soft drinks</i>
11	11	10	11	11	10	10	10	11	11	11	11	<i>Production of natural mineral waters and other bottled waters</i>
3	3	3	3	3	3	3	3	3	3	3	3	<i>Other industry</i>
7	6	6	6	5	5	5	5	5	5	5	5	Manufacture of tobacco products
31	29	27	28	28	29	28	29	29	30	29	30	Spinning, weaving and finishing of textiles
21	20	18	19	19	20	20	21	21	21	20	21	<i>Preparation and spinning of textile fibres</i>
10	9	9	8	8	8	8	7	8	8	8	8	<i>Weaving of textiles</i>
1	1	1	1	1	1	1	1	1	1	1	1	<i>Dyeing, bleaching, printing and finishing of yarns and fabrics</i>
28	30	29	30	30	31	30	30	30	30	31	30	Manufacture of other textiles
9	8	8	8	8	9	9	8	8	8	9	9	<i>Manufacture of knitted and crocheted fabrics</i>
19	22	21	22	22	22	22	22	22	22	22	22	<i>Other industry</i>
87	83	77	78	78	77	74	75	74	77	76	82	Manufacture of wearing apparel, except fur apparel
62	58	52	52	53	52	49	50	49	51	51	56	<i>Manufacture of clothings</i>
26	26	25	26	25	25	25	24	25	26	25	26	<i>Other industry</i>
2	2	2	2	2	2	2	2	2	2	2	2	Manufacture of articles of fur, knitted and crocheted apparel
11	11	11	11	11	11	11	10	10	11	11	11	<i>Tanning and dressing of leather; manufacture of luggage, handbags, saddlery and harness; dressing and dyeing of fur</i>
18	18	18	18	18	18	17	17	17	18	18	18	Manufacture of footwear
13	13	13	13	12	13	12	12	12	12	12	12	<i>Manufacture of leather footwear</i>
5	5	5	5	5	5	5	5	5	6	6	6	<i>Manufacture of rubber footwear</i>
43	44	45	44	43	42	42	44	43	44	45	44	<i>Other industry</i>
43	44	45	44	43	42	42	44	43	44	45	44	Sawmilling and planning of wood

Jadual **1.6a** : Gaji dan Upah yang Dibayar Sektor Pembuatan Mengikut Kumpulan
 Table : *Salaries and Wages Paid of Manufacturing Sector by Group*

Kod Kumpulan Group code	Keterangan Kumpulan/Tempoh	2021	2022	2022		
				Q1	Q2	Q3
162	Pembuatan produk daripada kayu, gabus, jerami dan bahan jalinan	1,913	2,064	514	504	516
16211	Pembuatan kepingan venier dan papan lapis	934	1,008	248	239	255
16212	Pembuatan papan partikel dan papan gentian	251	299	76	76	74
16221	Pertukangan kayu untuk jurubina	407	428	107	106	106
	Industri lain	321	329	83	83	80
170	Pembuatan kertas dan produk kertas	2,018	2,100	524	516	520
17010	Pembuatan pulpa, kertas dan kertas tebal	271	304	74	76	77
17020	Pembuatan kertas gelugur dan kertas tebal dan bekas daripada kertas dan kertas tebal	805	836	200	205	211
17091	Pembuatan sampul surat dan kad surat	59	54	13	13	13
17092	Pembuatan kertas kegunaan rumah dan pembersih peribadi	345	374	98	93	90
17093	Pembuatan kertas bergam atau pelekat yang berjalur atau bergulung dan label dan kertas dinding	308	270	73	65	64
	Industri lain	230	263	65	64	64
181 & 182	Percetakan, aktiviti perkhidmatan berkaitan percetakan dan penerbitan semula media rakaman	2,153	2,242	567	559	542
18110	Percetakan	1,807	1,892	474	475	458
18120 & 18200	Aktiviti perkhidmatan berkaitan percetakan & Penerbitan semula media rakaman	346	350	93	84	84
192 (19201 & 19202)	Pembuatan produk petroleum bertapis	2,326	2,363	629	532	577
201	Pembuatan kimia asas, baja dan sebatian nitrogen, plastik dan getah sintetik dalam bentuk primer	3,062	3,205	799	787	807
20111	Pembuatan gas perindustrian atau perubatan bukan organik dalam bentuk cecair atau mampat	226	296	73	73	76
20112 & 20113	Pembuatan kimia organik asas & Pembuatan sebatian bukan organik	1,560	1,670	413	403	427
20121 & 20129	Pembuatan baja & Pembuatan produk campuran nitrogen	343	310	82	76	75
20131	Pembuatan plastik dalam bentuk primer	831	811	203	206	199
	Industri lain	102	118	28	29	30
202 & 203	Pembuatan produk kimia lain dan serat buatan manusia	2,616	2,626	686	635	638
20210	Pembuatan racun perosak dan produk agrokimia lain	240	258	67	66	61
20221	Pembuatan cat, varnis dan penyadur dan mastik	340	361	98	85	85
20222	Pembuatan dakwat cetak	279	236	63	58	57
20231 & 20232	Pembuatan sabun dan bahan pencuci, penyediaan membersih dan mengilat & Pembuatan pewangi dan penyediaan dandanan diri	902	844	230	198	202
20291 & 20292 & 20299	Pembuatan plat fotografi, filem, sensitized paper dan other sensitized unexposed materials & Pembuatan dakwat menulis dan melukis & Pembuatan produk kimia lain t.t.t.l.	821	891	219	219	224
	Industri lain	34	37	9	9	9
210	Pembuatan produk farmaseutikal, kimia perubatan dan botani	717	789	180	196	202
21001	Pembuatan bahan aktif ubat-ubatan untuk digunakan oleh bidang farmakologi dalam pembuatan ubat-ubatan	574	629	143	156	160
	Industri lain	143	159	37	40	43
221	Pembuatan produk getah	4,095	4,094	938	1,063	1,089
22111	Pembuatan tayar getah untuk kenderaan	353	382	81	97	104
22112	Pembuatan bunga tayar yang boleh ditukar ganti dan tayar celup	88	103	23	26	27
22191 & 22193	Pembuatan produk lain daripada getah asli atau sintetik, tidak divulkan, divulkan atau dikeraskan & Pengilangan semula getah dan prosesan susu getah	682	737	172	185	196
22192	Pembuatan sarung tangan getah	2,238	2,160	484	576	584
22199	Pembuatan produk getah lain yang t.t.t.l.	732	712	179	178	178
222	Pembuatan produk plastik	7,528	7,892	1,847	2,013	2,013
22201 & 22202	Pembuatan produk plastik separa siap & Pembuatan produk plastik siap	2,636	2,724	624	691	688
22203	Pembuatan artikel plastik untuk pembungkusan barangan	1,591	1,847	402	471	472
22204	Pembuatan barangan plastik jurubina	96	101	25	26	25
22205	Pembuatan pinggan mangkuk, peralatan dapur dan barangan tandas daripada plastik	570	598	148	151	153
22209	Pembuatan pelbagai produk plastik t.t.t.l.	2,635	2,622	649	674	674
231 (23101 & 23102 & 23109)	Pembuatan kaca dan produk kaca	747	890	210	215	224

2023		2022		2023		Group Description/Period
Q4	Q1	Q2	Q3	(Jan. - Nov.)	(Jan. - Nov.)	
530	544	535	546	1,883	1,996	Manufacture of products of wood, cork, straw and plaiting materials
265	255	251	265	918	952	Manufacture of veneer sheets and plywood
74	82	77	80	274	295	Manufacture of particle board and fibreboard
109	122	122	119	390	440	Manufacture of builders' carpentry
83	85	84	82	302	309	Other industry
541	548	523	527	1,914	1,960	Manufacture of paper and paper products
77	67	55	57	279	221	Manufacture of pulp, paper and paperboard
220	226	225	231	762	838	Manufacture of corrugated paper and paperboard and of containers of paper and paperboard
14	13	13	13	49	48	Manufacture of envelopes and letter-card
94	108	97	92	340	361	Manufacture of household and personal hygiene paper
68	63	62	61	247	228	Manufacture of gummed or adhesive paper in strips or rolls and labels and wall paper
69	70	71	73	236	265	Other industry
575	594	600	584	2,040	2,169	Printing, service activities related to printing and reproduction of recorded media
486	498	509	493	1,721	1,832	Printing
88	96	91	91	319	337	Service activities related to printing
						Reproduction of recorded media
625	677	570	592	2,137	2,262	Manufacture of refined petroleum products
812	863	801	772	2,925	2,948	Manufacture of basic chemicals, fertilizer and nitrogen compounds, plastics and synthetic rubber in primary forms
74	90	82	92	272	327	Manufacture of liquefied or compressed inorganic industrial or medical gases
426	451	408	381	1,523	1,491	Manufacture of basic organic chemicals
						Manufacture of inorganic compounds
						Manufacture of fertilizers
77	76	74	70	283	265	Manufacture of associated nitrogen products
204	216	210	206	741	767	Manufacture of plastics in primary forms
30	31	26	25	107	98	Other industry
667	688	657	676	2,381	2,467	Manufacture of other chemical products and man-made fibres
64	71	81	73	237	277	Manufacture of pesticides and other agrochemical products
93	106	101	106	327	382	Manufacture of paints, varnishes and similar coatings ink and mastics
58	54	53	53	216	194	Manufacture of printing ink
215	236	219	223	761	817	Manufacture of soap and detergents, cleaning and polishing preparations
						Manufacture of perfumes and toilet preparations
229	210	194	213	806	767	Manufacture of photographic plates, films, sensitized paper and other sensitized unexposed materials
						Manufacture of writing and drawing ink
						Manufacture of other chemical products n.e.c.
9	9	9	8	34	30	Other industry
211	188	197	204	713	726	Manufacture of pharmaceuticals, medicinal chemical and botanical products
171	149	154	155	567	562	Manufacture of medicinal active substances to be used for their pharmacological properties in the manufacture of medicaments
40	39	43	49	146	164	Other industry
1,003	943	1,003	1,076	3,766	3,707	Manufacture of rubber products
99	115	120	126	349	440	Manufacture of rubber tyres for vehicles
27	29	32	35	94	119	Manufacture of interchangeable tyre treads and retreading rubber tyres
184	182	192	197	674	702	Manufacture of other products of natural or synthetic rubber, unvulcanized, vulcanized or hardened
						Rubber remilling and latex processing
516	444	491	543	1,997	1,816	Manufacture of rubber gloves
177	173	168	176	652	630	Manufacture of other rubber products n.e.c.
2,019	1,996	2,059	2,006	7,200	7,411	Manufacture of plastics products
						Manufacture of semi-manufactures of plastic products
720	712	702	662	2,470	2,524	Manufacture of finished plastic products
502	550	600	545	1,675	2,032	Manufacture of plastic articles for the packing of goods
26	29	32	29	92	109	Manufacture of builders' plastics ware
146	145	148	147	549	536	Manufacture of plastic tableware, kitchenware and toilet articles
624	560	576	623	2,414	2,210	Manufacture of diverse plastic products n.e.c.
241	230	228	231	805	842	Manufacture of glass and glass products

Jadual Table **1.6a** : Gaji dan Upah yang Dibayar Sektor Pembuatan Mengikut Kumpulan (samb.)
: Salaries and Wages Paid of Manufacturing Sector by Group (cont.)

Kod Kumpulan Group code	Keterangan Kumpulan/Tempoh	2022										
		Jan.	Feb.	Mac	Apr.	Mei	Jun	Jul.	Ogo.	Sep.	Okt.	Nov.
162	Pembuatan produk daripada kayu, gabus, jerami dan bahan jalinan lain	174	170	169	168	170	167	171	172	173	174	175
16211	Pembuatan kepingan venier dan papan lapis	84	82	81	79	81	79	83	86	87	87	89
16212	Pembuatan papan partikel dan papan gentian	25	25	25	26	25	25	25	25	24	24	24
16221	Pertukangan kayu untuk jurubina	36	36	35	36	36	35	36	35	35	36	34
	Industri lain	29	27	27	28	28	27	27	27	27	27	28
170	Pembuatan kertas dan produk kertas	173	177	174	172	171	173	171	173	176	177	178
17010	Pembuatan pulpa, kertas dan kertas tebal	25	25	25	24	25	26	26	26	25	26	26
17020	Pembuatan kertas gelugur dan kertas tebal dan bekas daripada kertas dan kertas tebal	69	65	65	68	68	69	68	71	72	72	73
17091	Pembuatan sampul surat dan kad surat	5	4	4	4	4	4	4	4	5	5	4
17092	Pembuatan kertas kegunaan rumah dan pembersih peribadi	28	36	34	33	30	30	30	29	30	30	29
17093	Pembuatan kertas bergam atau pelekat yang berjalur atau bergulung dan label dan kertas dinding	24	25	24	22	21	22	21	21	22	23	23
	Industri lain	22	21	21	21	22	21	22	22	21	21	22
181 & 182	Percetakan, aktiviti perkhidmatan berkaitan percetakan dan penerbitan semula media rakaman	194	185	188	184	188	187	182	182	177	183	190
18110	Percetakan	162	154	158	156	159	159	154	154	150	155	160
18120 & 18200	Aktiviti perkhidmatan berkaitan percetakan & Penerbitan semula media rakaman	32	31	30	28	28	28	28	28	27	28	30
192 (19201 & 19202)	Pembuatan produk petroleum bertapis	199	198	231	173	173	186	185	187	206	204	195
201	Pembuatan kimia asas, baja dan sebatian nitrogen, plastik dan getah sintetik dalam bentuk primer	259	263	277	262	256	269	273	268	266	267	265
20111	Pembuatan gas perindustrian atau perubatan bukan organik dalam bentuk cecair atau mampat	24	24	24	24	23	25	25	26	25	26	24
20112 & 20113	Pembuatan kimia organik asas & Pembuatan sebatian bukan organik	136	137	140	133	130	141	144	142	141	142	137
20121 & 20129	Pembuatan bajaPembuatan produk campuran nitrogen	25	27	30	25	25	25	26	25	25	25	25
20131	Pembuatan plastik dalam bentuk primer	65	65	72	70	68	68	68	66	65	65	69
	Industri lain	9	10	10	10	10	10	10	10	10	10	10
202 & 203	Pembuatan produk kimia lain dan serat buatan manusia	229	226	231	217	210	209	216	213	210	210	211
20210	Pembuatan racun perosak dan produk agrokimia lain	22	20	25	24	21	21	21	19	21	21	21
20221	Pembuatan cat, varnis dan penyadur dan mastik	35	31	32	30	27	28	29	28	28	29	29
20222	Pembuatan dakwat cetak	21	21	21	20	19	19	19	19	19	19	19
20231 & 20232	Pembuatan sabun dan bahan pencuci, penyediaan membersih dan mengilat & Pembuatan pewangi dan penyediaan dandanan diri	72	79	79	67	65	66	66	68	67	66	67
20291 & 20292 & 20299	Pembuatan plat fotografi, filem, sensitized paper dan other sensitized unexposed materials & Pembuatan dakwat menulis dan melukis & Pembuatan produk kimia lain t.t.t.l.	75	72	72	72	74	73	78	75	71	72	72
	Industri lain	3	3	3	3	3	3	3	3	3	3	3
210	Pembuatan produk farmaseutikal, kimia perubatan dan botani	61	60	60	67	64	65	66	68	68	69	66
21001	Pembuatan bahan aktif ubat-ubatan untuk digunakan oleh bidang farmakologi dalam pembuatan ubat-ubatan	49	47	47	54	51	51	52	54	54	56	52
	Industri lain	12	13	12	14	13	13	14	14	14	13	14
221	Pembuatan produk getah	320	308	310	324	353	385	369	368	352	338	338
22111	Pembuatan tayar getah untuk kenderaan	28	24	29	29	34	34	34	36	34	33	34
22112	Pembuatan bunga tayar yang boleh ditukar ganti dan tayar celup	8	7	9	9	9	9	9	9	9	9	9
22191 & 22193	Pembuatan produk lain daripada getah asli atau sintetik, tidak divulkan, divulkan atau dikeraskan & Pengilangan semula getah dan prosesan susu getah	56	56	59	61	61	63	64	65	66	61	61
22192	Pembuatan sarung tangan getah	168	160	156	165	192	219	204	197	183	176	177
22199	Pembuatan produk getah lain yang t.t.t.l.	61	60	58	61	57	60	59	61	59	59	58
222	Pembuatan produk plastik	607	600	641	665	684	664	661	677	674	670	658
22201 & 22202	Pembuatan produk plastik separa siap & Pembuatan produk plastik siap	203	205	216	227	242	222	224	235	230	233	233
22203	Pembuatan artikel plastik untuk pembungkusan barangan	131	121	150	156	160	155	156	159	156	166	165
22204	Pembuatan barangan plastik jurubina	8	8	8	9	9	8	8	8	8	9	8
22205	Pembuatan pinggan mangkuk, peralatan dapur dan barangan tandas daripada plastik	48	49	51	51	50	50	50	51	52	50	47
22209	Pembuatan pelbagai produk plastik t.t.t.l.	216	217	216	223	223	228	223	223	228	212	204
231 (23101 & 23102 & 23109)	Pembuatan kaca dan produk kaca	72	68	69	69	74	71	73	73	79	78	79

2023												Group Description/Period
Dis.	Jan.	Feb.	Mac	Apr.	Mei	Jun	Jul.	Ogo.	Sep.	Okt.	Nov.	
181	181	182	180	179	180	176	180	183	183	185	186	Manufacture of products of wood, cork, straw and plaiting materials
90	84	86	85	83	85	83	88	89	89	89	91	Manufacture of veneer sheets and plywood
25	28	27	27	27	26	24	26	27	27	27	28	Manufacture of particle board and fibreboard
38	41	41	40	41	40	41	40	40	39	40	38	Manufacture of builders' carpentry
27	28	28	29	28	28	28	27	27	28	29	29	Other industry
187	180	186	182	175	174	174	173	175	179	182	180	Manufacture of paper and paper products
25	21	24	22	20	18	18	18	19	19	21	20	Manufacture of pulp, paper and paperboard
75	76	75	75	74	76	75	76	76	78	79	78	Manufacture of corrugated paper and paperboard and of containers of paper and paperboard
5	4	4	4	4	4	4	4	4	4	5	5	Manufacture of envelopes and letter-card
34	33	38	37	32	32	32	29	31	32	32	31	Manufacture of household and personal hygiene paper
23	21	21	21	21	21	21	21	20	20	21	21	Manufacture of gummed or adhesive paper in strips or rolls and labels and wall paper
26	24	23	23	24	24	24	24	24	25	25	25	Other industry
202	204	193	197	197	203	200	196	197	191	193	199	Printing, service activities related to printing and reproduction of recorded media
171	170	162	166	168	172	170	165	166	162	163	169	Printing
31	33	31	31	29	31	31	30	31	29	30	30	Service activities related to printing
												Reproduction of recorded media
226	216	212	249	188	187	195	190	194	208	217	207	Manufacture of refined petroleum products
279	282	279	302	280	255	266	265	256	252	255	256	Manufacture of basic chemicals, fertilizer and nitrogen compounds, plastics and synthetic rubber in primary forms
24	26	31	33	27	27	27	30	30	31	32	32	Manufacture of liquefied or compressed inorganic industrial or medical gases
147	150	146	155	146	125	136	133	126	122	125	126	Manufacture of basic organic chemicals
												Manufacture of inorganic compounds
												Manufacture of fertilizers
28	26	24	26	25	25	25	24	23	23	22	22	Manufacture of associated nitrogen products
70	69	69	78	72	69	69	70	68	68	68	68	Manufacture of plastics in primary forms
10	11	10	10	10	8	8	8	8	8	9	8	Other industry
246	227	232	229	222	217	218	225	227	224	225	221	Manufacture of other chemical products and man-made fibres
21	22	22	27	27	27	27	26	23	24	26	25	Manufacture of pesticides and other agrochemical products
35	34	38	33	34	33	34	34	37	36	35	34	Manufacture of paints, varnishes and similar coatings ink and mastics
20	18	18	18	18	18	17	18	18	17	17	17	Manufacture of printing ink
83	74	83	79	75	72	72	75	76	72	70	69	Manufacture of soap and detergents, cleaning and polishing preparations
												Manufacture of perfumes and toilet preparations
85	75	68	68	66	64	64	69	71	73	75	74	Manufacture of photographic plates, films, sensitized paper and other sensitized unexposed materials
												Manufacture of writing and drawing ink
												Manufacture of other chemical products n.e.c.
3	3	3	3	3	3	3	3	2	2	2	2	Other industry
76	65	61	62	68	64	65	67	69	68	70	67	Manufacture of pharmaceuticals, medicinal chemical and botanical products
62	52	48	49	54	50	50	51	53	52	53	51	Manufacture of medicinal active substances to be used for their pharmacological properties in the manufacture of medicaments
13	13	13	13	14	15	14	16	16	16	17	16	Other industry
327	309	315	319	321	331	350	356	367	354	344	341	Manufacture of rubber products
33	40	39	36	40	40	39	42	43	41	40	40	Manufacture of rubber tyres for vehicles
9	9	9	11	10	11	11	11	12	12	12	12	Manufacture of interchangeable tyre treads and retreading rubber tyres
63	59	59	64	65	64	63	65	65	66	66	65	Manufacture of other products of natural or synthetic rubber, unvulcanized, vulcanized or hardened
												Rubber remilling and latex processing
163	143	153	148	149	161	181	178	189	176	169	169	Manufacture of rubber gloves
60	57	56	60	57	55	57	60	59	58	57	55	Manufacture of other rubber products n.e.c.
692	672	652	671	696	693	670	666	670	671	672	678	Manufacture of plastics products
254	244	246	222	239	238	225	214	225	224	222	225	Manufacture of semi-manufactures of plastic products
172	179	166	205	202	204	194	199	175	172	168	168	Manufacture of finished plastic products
9	9	9	10	10	11	11	11	9	9	9	9	Manufacture of plastic articles for the packing of goods
49	48	48	49	49	49	49	48	50	49	50	46	Manufacture of plastic tableware, kitchenware and toilet articles
209	192	183	185	195	191	190	195	211	217	223	228	Manufacture of diverse plastic products n.e.c.
84	81	75	74	75	77	76	76	76	79	77	75	Manufacture of glass and glass products

Jadual Table **1.6a** : Gaji dan Upah yang Dibayar Sektor Pembuatan Mengikut Kumpulan
: Salaries and Wages Paid of Manufacturing Sector by Group

Kod Kumpulan Group code	Keterangan Kumpulan/Tempoh	2021	2022	2022		
				Q1	Q2	Q3
239	Pembuatan pengeluaran galian bukan logam t.t.t.l.	3,592	3,717	913	931	927
23911	Pembuatan mortar refraktori dan konkrit					
&		365	311	74	78	79
23921	Pembuatan seramik bukan refraktori					
23930	Pembuatan produk porselin dan seramik lain	159	170	44	43	42
23941	Pembuatan simen hidraulik	287	278	69	70	68
23951	Pembuatan konkrit dan mortar siap bancuh dan bancuhan kering	686	738	181	185	187
23952	Pembuatan konkrit pratuangan, simen atau artikel batu buatan yang digunakan dalam pembinaan;					
&						
23953	Pembuatan komponen struktur pasang siap untuk bangunan atau kejuruteraan awam dari simen, batu atau konkrit buatan	1,253	1,279	316	319	320
&						
23959	Pembuatan artikel konkrit, simen dan plaster lain t.t.t.l.					
23990	Pembuatan produk mineral bukan logam lain t.t.t.l.	484	539	133	132	131
	Industri lain	359	402	96	104	100
241 (24101 & 24102 & 24103 & 24104 & 24109)	Pembuatan besi dan keluli asas	2,210	2,368	621	592	558
242 (24201 & 24202 & 24209)	Pembuatan logam asas berharga dan logam bukan ferus lain	1,423	1,396	365	336	336
243	Pengacuan logam	415	416	107	101	102
251 & 252	Pembuatan produk struktur logam, tangki, takungan, penjana wap, senjata dan peluru	1,632	1,643	414	403	403
25113	Pembuatan pintu, tingkap dan bingkai, penutup tingkap dan pintu pagar daripada logam	880	841	214	205	203
25119	Pembuatan produk struktur logam lain					
25120	Pembuatan tangki, takungan dan kontena daripada logam	557	609	152	149	153
	Industri lain	195	193	48	48	47
259	Pembuatan lain-lain produk yang direka daripada logam; aktiviti perkhidmatan kerja logam	3,841	3,982	1,021	976	970
25910	Tempaan, tekanan, hentakan dan bentuk gelekkan logam; serbuk metalurgi	768	754	194	188	183
25920	Rawatan dan penyalutan logam; menggunakan mesin	502	509	132	130	121
25991	Pembuatan tin untuk produk makanan dan minuman, tiub dan kotak boleh dilipat	419	476	112	109	119
25992	Pembuatan kabel, plaited bands (jalur/pita berpintal) dan artikel seumpamanya daripada logam	893	1,020	264	243	250
&						
25993	Pembuatan bolt, skru, nat dan produk uliran seumpamanya					
25994	Pembuatan barangan rumah daripada logam	70	65	16	17	17
25999	Pembuatan produk lain yang direka daripada logam t.t.t.l.	927	973	247	244	240
	Industri lain	261	185	56	45	41
261	Pembuatan komponen dan papan elektronik	11,848	12,261	3,183	3,024	2,923
26101	Pembuatan diod, transistor dan alatan semikonduktor yang seumpamanya					
&						
26102	Pembuatan litar elektronik bersepadu dengan pemasangan mikro	7,743	7,883	2,026	1,972	1,891
26103	Pembuatan kapasitor dan perintang elektrik					
&						
26104	Pembuatan papan litar bercetak	3,638	3,901	1,033	930	918
&						
26105	Pembuatan komponen paparan					
26109	Pembuatan komponen lain untuk aplikasi elektronik	466	477	124	122	114
262 (26201 & 26202)	Pembuatan komputer dan kelengkapan peranti	2,839	3,001	741	739	733
263/ 26300	Pembuatan peralatan komunikasi	665	789	194	196	187
264/ 26400	Pembuatan peralatan elektronik pengguna	1,140	1,341	329	327	343
265	Pembuatan kelengkapan mengukur, menguji, memandu arah dan kawalan; jam tangan dan jam	1,693	2,450	521	583	634
26511	Pembuatan kelengkapan mengukur, menguji, memandu arah dan kawalan					
&						
26512	Pembuatan kelengkapan kawalan proses perindustrian	1,535	2,275	477	542	591
26520	Pembuatan jam tangan dan jam dan bahagiannya	157	175	44	41	44
266/ 26600	Pembuatan peralatan penyinaran, perubatan elektro dan elektroterapeutik	705	736	179	186	184

2023		2022		2023		Group Description/Period
Q4	Q1	Q2	Q3	(Jan. - Nov.)	(Jan. - Nov.)	
946	914	932	952	3,396	3,457	Manufacture of non-metallic mineral products n.e.c. Manufacture of refractory mortars and concretes
81	75	80	81	283	290	Manufacture of non-refractory ceramic
41	37	35	37	157	134	Manufacture of other porcelain and ceramic products
71	73	75	73	253	268	Manufacture of hydraulic cement
185	175	173	177	676	646	Manufacture of ready-mix and dry-mix concrete and mortars
						Manufacture of precast concrete, cement or artificial stone articles for use in construction
324	319	330	341	1,173	1,227	Manufacture of prefabricated structural components for building or civil engineering of cement, concrete or artificial stone
						Manufacture of other articles of concrete, cement and plaster n.e.c.
142	141	141	146	488	534	Manufacture of other non-metallic mineral products n.e.c.
103	95	99	97	367	358	Other industry
597	631	596	569	2,152	2,179	Manufacture of basic iron and steel
358	394	363	347	1,269	1,339	Manufacture of basic precious and other non-ferrous metals
106	103	99	96	380	364	Casting of metals
423	431	427	428	1,499	1,569	Manufacture of structural metal products, tanks, reservoirs, steam generators, weapons and ammunition
218	226	224	222	765	816	Manufacture of metal doors, windows and their frames, shutters and gates
155	154	153	157	558	569	Manufacture of other structural metal products
50	51	50	50	176	184	Manufacture of tanks, reservoirs and containers of metal
1,016	1,063	1,018	1,029	3,626	3,825	Manufacture of other fabricated metal products; metal working service activities
189	185	178	184	686	673	Forging, pressing, stamping and roll-forming of metal; powder metallurgy
126	128	124	115	464	440	Treatment and coating of metals; machining
136	134	128	138	428	503	Manufacture of tins and cans for food products, collapsible tubes and boxes
263	277	273	277	929	1,020	Manufacture of metal cable, plaited bands and similar articles
16	16	16	17	60	59	Manufacture of bolts, screws, nuts and similar threaded products
243	272	249	247	890	940	Manufacture of metal household articles
43	50	50	52	169	190	Manufacture of any other fabricated metal products n.e.c.
3,130	3,230	3,122	2,887	11,117	11,203	Manufacture of electronic components and boards
1,993	2,051	1,995	1,908	7,160	7,218	Manufacture of diodes, transistors and similar semiconductor devices
						Manufacture of electronic integrated circuits micro assemblies
						Manufacture of electrical capacitors and resistors
1,020	1,056	1,004	870	3,522	3,554	Manufacture of printed circuit boards
						Manufacture of display components
117	123	123	109	436	431	Manufacture of other components for electronic applications
788	748	746	768	2,711	2,787	Manufacture of computers and peripheral equipment
211	211	198	178	716	718	Manufacture of communication equipment
342	329	311	339	1,228	1,220	Manufacture of consumer electronics
712	629	755	785	2,193	2,693	Manufacture of measuring, testing, navigating and control equipment; watches and clocks
666	582	711	736	2,034	2,521	Manufacture of measuring, testing, navigating and control equipment
						Manufacture of industrial process control equipment
46	47	44	49	159	172	Manufacture of watches and clocks and parts
187	192	194	169	668	665	Manufacture of irradiation, electromedical and electrotherapeutic equipment

Jadual Table **1.6a** : Gaji dan Upah yang Dibayar Sektor Pembuatan Mengikut Kumpulan (samb.)
: *Salaries and Wages Paid of Manufacturing Sector by Group (cont.)*

Kod Kumpulan Group code	Keterangan Kumpulan/Tempoh	2022										
		Jan.	Feb.	Mac	Apr.	Mei	Jun	Jul.	Ogo.	Sep.	Okt.	Nov.
239	Pembuatan pengeluaran galian bukan logam t.t.t.l.	305	298	309	309	311	311	310	306	311	313	313
23911	Pembuatan mortar refraktori dan konkrit											
&												
23921	Pembuatan seramik bukan refraktori	24	24	26	25	27	26	27	26	26	26	26
23930	Pembuatan produk porselin dan seramik lain	14	15	14	14	15	15	14	14	14	14	14
23941	Pembuatan simen hidraulik	25	22	22	23	24	23	23	22	23	23	23
23951	Pembuatan konkrit dan mortar siap bancuh dan bancuhan kering	60	58	63	63	61	62	62	63	62	63	59
23952	Pembuatan konkrit pratuangan, simen atau artikel batu buatan yang digunakan dalam pembinaan;											
&												
23953	Pembuatan komponen struktur pasang siap untuk bangunan atau kejuruteraan awam dari simen, batu atau konkrit buatan	106	105	106	105	107	108	109	105	106	106	112
&	Pembuatan artikel konkrit, simen dan plaster lain t.t.t.l.											
23959												
23990	Pembuatan produk mineral bukan logam lain t.t.t.l.	45	44	44	41	46	45	43	43	45	46	45
	Industri lain	31	31	34	39	33	32	33	33	34	34	34
241 (24101 & 24102 & 24103 & 24104 & 24109)	Pembuatan besi dan keluli asas	208	203	210	202	197	194	184	184	190	190	191
242 (24201 & 24202 & 24209)	Pembuatan logam asas berharga dan logam bukan ferus lain	126	124	114	110	114	111	110	112	114	116	116
243	Pengacuan logam	36	36	36	34	34	33	34	34	35	35	35
251 & 252	Pembuatan produk struktur logam, tangki, takungan, penjana wap, senjata dan peluru	142	136	135	134	136	132	135	132	137	138	141
25113	Pembuatan pintu, tingkap dan bingkai, penutup tingkap dan pintu pagar daripada logam	75	70	69	69	70	66	67	65	71	70	72
25119	Pembuatan produk struktur logam lain											
25120	Pembuatan tangki, takungan dan kontena daripada logam	51	51	50	49	50	50	51	51	51	52	52
	Industri lain	16	16	16	16	16	16	16	16	15	16	17
259	Pembuatan lain-lain produk yang direka daripada logam; aktiviti perkhidmatan kerja logam	347	337	336	322	329	325	320	323	326	329	332
25910	Tempaan, tekanan, hentakan dan bentuk gelekkan logam; serbuk metalurgi	65	65	64	63	64	61	60	62	61	61	60
25920	Rawatan dan penyalutan logam; menggunakan mesin	44	45	43	42	44	44	41	40	40	40	41
25991	Pembuatan tin untuk produk makanan dan minuman, tiub dan kotak boleh dilipat	38	37	38	36	36	37	37	39	43	43	46
25992	Pembuatan kabel, plaited bands (jalur/pita berpintal) dan artikel seumpamanya daripada logam	90	87	87	76	84	83	84	83	83	86	86
25993	Pembuatan bolt, skru, nat dan produk uliran seumpamanya											
25994	Pembuatan barangan rumah daripada logam	5	5	5	5	6	6	6	6	5	5	5
25999	Pembuatan produk lain yang direka daripada logam t.t.t.l.	84	81	82	81	82	80	79	81	80	80	79
	Industri lain	22	17	17	18	13	13	13	14	14	14	14
261	Pembuatan komponen dan papan elektronik	1,058	1,099	1,027	1,015	1,007	1,002	958	963	1,001	997	990
26101	Pembuatan diod, transistor dan alatan semikonduktor yang seumpamanya											
26102	Pembuatan litar elektronik bersepadu dengan pemasangan mikro	677	689	661	656	650	667	623	627	642	639	631
26103	Pembuatan kapasitor dan perintang elektrik											
&												
26104	Pembuatan papan litar bercetak	340	370	323	317	316	297	298	299	321	320	321
&												
26105	Pembuatan komponen paparan											
26109	Pembuatan komponen lain untuk aplikasi elektronik	41	40	43	42	41	38	38	38	38	38	38
262 (26201 & 26202)	Pembuatan komputer dan kelengkapan peranti	250	241	251	243	249	248	235	239	259	255	243
263/ 26300	Pembuatan peralatan komunikasi	65	64	65	73	61	62	61	64	62	62	77
264/ 26400	Pembuatan peralatan elektronik pengguna	115	109	106	108	107	111	107	120	115	115	115
265	Pembuatan kelengkapan mengukur, menguji, memandu arah dan kawalan; jam tangan dan jam	165	168	188	179	193	211	202	214	218	221	234
26511	Pembuatan kelengkapan mengukur, menguji, memandu arah dan kawalan											
26512	Pembuatan kelengkapan kawalan proses perindustrian	149	154	174	166	179	197	188	200	203	206	219
26520	Pembuatan jam tangan dan jam dan bahagiannya	16	14	14	13	14	14	14	15	15	15	15
266/ 26600	Pembuatan peralatan penyinaran, perubatan elektro dan elektroterapeutik	58	58	62	61	62	63	62	61	61	60	59

2023												Group Description/Period
Dis.	Jan.	Feb.	Mac	Apr.	Mei	Jun	Jul.	Ogo.	Sep.	Okt.	Nov.	
321	312	298	305	304	314	314	313	314	325	326	333	Manufacture of non-metallic mineral products n.e.c.
												Manufacture of refractory mortars and concretes
28	25	24	26	26	27	28	27	27	27	27	27	Manufacture of non-refractory ceramic
14	15	11	11	11	12	12	12	12	12	12	12	Manufacture of other porcelain and ceramic products
25	26	24	24	24	26	25	25	24	24	23	24	Manufacture of hydraulic cement
62	59	58	58	57	58	58	58	58	61	60	61	Manufacture of ready-mix and dry-mix concrete and mortars
												Manufacture of precast concrete, cement or artificial stone articles for use in construction
106	109	103	107	107	112	111	114	112	115	116	123	Manufacture of prefabricated structural components for building or civil engineering of cement, concrete or artificial stone
												Manufacture of other articles of concrete, cement and plaster n.e.c.
51	46	47	47	44	49	48	46	49	51	53	53	Manufacture of other non-metallic mineral products n.e.c.
35	32	31	32	34	32	32	32	32	33	34	34	Other industry
216	215	207	208	202	201	194	188	189	192	191	192	Manufacture of basic iron and steel
126	131	135	128	121	122	119	117	114	116	118	118	Manufacture of basic precious and other non-ferrous metals
36	36	33	34	33	33	33	31	32	33	33	33	Casting of metals
144	144	143	144	141	144	142	143	143	142	141	142	Manufacture of structural metal products, tanks, reservoirs, steam generators, weapons and ammunition
76	75	75	77	74	76	74	75	74	73	72	72	Manufacture of metal doors, windows and their frames, shutters and gates
												Manufacture of other structural metal products
51	52	51	51	51	52	51	52	52	53	52	53	Manufacture of tanks, reservoirs and containers of metal
17	17	17	17	17	17	16	16	17	17	17	17	Other industry
355	354	358	351	337	344	337	336	342	352	357	358	Manufacture of other fabricated metal products; metal working service activities
68	63	62	60	60	61	58	60	62	63	63	63	Forging, pressing, stamping and roll-forming of metal; powder metallurgy
45	43	44	42	41	41	41	41	37	37	37	36	Treatment and coating of metals; machining
47	46	45	44	42	43	43	43	46	49	50	53	Manufacture of tins and cans for food products, collapsible tubes and boxes
												Manufacture of metal cable, plaited bands and similar articles
91	90	94	93	88	93	92	91	91	94	97	97	Manufacture of bolts, screws, nuts and similar threaded products
5	5	5	5	5	5	5	6	6	6	6	6	Manufacture of metal household articles
83	93	91	89	83	84	82	79	83	85	87	85	Manufacture of any other fabricated metal products n.e.c.
16	15	18	18	18	16	16	16	17	18	19	19	Other industry
1,144	1,055	1,103	1,073	1,046	1,046	1,029	942	957	988	985	980	Manufacture of electronic components and boards
												Manufacture of diodes, transistors and similar semiconductor devices
723	668	688	695	678	656	661	626	638	644	640	625	Manufacture of electronic integrated circuits micro assemblies
												Manufacture of electrical capacitors and resistors
379	346	374	336	327	350	328	277	285	307	306	318	Manufacture of printed circuit boards
												Manufacture of display components
41	41	41	42	41	41	41	39	34	37	38	37	Manufacture of other components for electronic applications
290	252	259	237	248	262	236	251	250	267	263	263	Manufacture of computers and peripheral equipment
72	72	69	70	67	64	67	56	62	60	59	72	Manufacture of communication equipment
113	113	104	112	101	104	106	105	112	121	121	120	Manufacture of consumer electronics
257	200	208	222	231	253	271	261	260	264	262	262	Manufacture of measuring, testing, navigating and control equipment; watches and clocks
												Manufacture of measuring, testing, navigating and control equipment
241	184	193	206	217	238	257	244	244	248	246	246	Manufacture of industrial process control equipment
16	16	15	15	15	15	14	17	16	16	16	16	Manufacture of watches and clocks and parts
68	63	66	64	67	64	63	58	56	56	56	54	Manufacture of irradiation, electromedical and electrotherapeutic equipment

Jadual Table **1.6a** : Gaji dan Upah yang Dibayar Sektor Pembuatan Mengikut Kumpulan
: *Salaries and Wages Paid of Manufacturing Sector by Group*

Kod Kumpulan Group code	Keterangan Kumpulan/Tempoh	2021	2022	2022		
				Q1	Q2	Q3
267 (26701 & 26702) & 268 (26800)	Pembuatan peralatan optikal, kelengkapan fotografi, media magnetik dan optikal	395	500	121	130	125
271	Pembuatan motor elektrik, penjana, transformer dan perkakasan pengagihan dan pengawalan elektrik	1,298	1,246	328	289	313
	27101 Pembuatan motor elektrik, penjana dan transformer	450	474	113	118	123
	27102 Pembuatan perkakasan pengagihan dan pengawalan elektrik	847	772	215	171	190
272/ 27200	Pembuatan bateri dan akumulator	438	481	117	114	121
273	Pembuatan pendawaian dan peranti pendawaian	1,003	1,133	273	273	292
	27310 Pembuatan kabel gentian optikal	67	84	18	18	22
	27320 Pembuatan wayar dan kabel elektronik dan elektrik lain	898	1,011	244	245	260
	27330 Pembuatan alatan pendawaian pembawa dan bukan pembawa arus untuk litar elektrik (tanpa mengira jenis bahan)	38	39	11	10	10
274/ 27400	Pembuatan kelengkapan pencahayaan elektrik	221	248	62	55	64
275/ 27500	Pembuatan perkakasan domestik	574	436	124	118	105
279/ 27900	Pembuatan kelengkapan elektrik lain	299	395	89	91	99
281 & 282	Pembuatan jentera kegunaan umum dan kegunaan khas	4,292	4,424	1,123	1,070	1,083
	28120 Pembuatan alat-alat kuasa bendalir &	340	348	84	83	87
	28130 Pembuatan pam, pemampat, kepala paip dan injap lain					
	28180 Pembuatan alatan tangan yang menggunakan kuasa dilengkapkan dengan motor elektrik atau bukan motor elektrik atau pneumatik &	918	919	229	220	229
	28220 Pembuatan jentera pembentukan logam dan alatan mesin					
	28192 Pembuatan mesin penyaman udara, termasuk untuk kenderaan bermotor	689	743	180	172	189
	28290 Pembuatan lain-lain mesin bertujuan khas t.t.t.l. Industri lain	554 1,790	525 1,889	149 482	129 466	117 461
291 (29101 & 29102)	Pembuatan kenderaan bermotor	1,057	1,152	286	290	281
292/ 29200	Pembuatan kerangka (<i>coachwork</i>) untuk kenderaan bermotor; pembuatan treler dan semi treler	283	344	77	87	89
293/ 29300	Pembuatan alat ganti dan aksesori untuk kenderaan bermotor	2,071	2,030	509	512	492
301 (30110 & 30120)	Pembinaan kapal dan bot	285	281	74	70	67
302, 303, 304 & 309	Pembuatan lokomotif keretapi, <i>rolling stock</i> , kapal angkasa dan udara, jentera berkaitan, kenderaan tempur ketenteraan, dan kelengkapan pengangkutan t.t.t.l.	810	861	215	219	214
	30910 Pembuatan motosikal	482	534	134	139	134
	30920 Pembuatan basikal dan invalid carriages Industri lain	132 195	121 206	30 51	29 51	30 50
310	Pembuatan perabot	2,425	2,556	658	629	622
	31001 Pembuatan perabot kayu dan rotan Industri lain	1,852 573	2,025 530	517 141	493 136	497 126
321 (32110 & 32120)	Pembuatan barang kemas, <i>bijouterie</i> dan artikel berkaitan	250	261	68	63	62
322, 325 & 329	Pembuatan instrumen muzik, peralatan dan bekalan perubatan dan pergigian dan pembuatan lain t.t.t.l.	721	732	185	180	184
	32901 Pembuatan alat tulis Industri lain	151 570	153 579	39 146	39 141	38 145
323/ 32300	Pembuatan barangan sukan	71	71	18	17	17
324/ 32400	Pembuatan permainan dan mainan	184	236	54	54	63
331 & 332	Pembaikan pemasangan produk logam, jentera, kelengkapan dan pemasangan jentera perindustrian dan kelengkapan	1,260	1,319	334	331	312
	33150 Pembaikan dan penyelenggaraan kelengkapan pengangkutan kecuali motosikal dan basikal Industri lain	268 992	275 1,043	69 265	68 263	63 249
Jumlah Pembuatan		89,830	94,528	23,513	23,318	23,364

2023		2022		2023		Group Description/Period
Q4	Q1	Q2	Q3	(Jan. - Nov.)	(Jan. - Nov.)	
124	124	122	123	455	454	Manufacture of optical instruments, photographic equipment, magnetic and optical media
317	322	300	309	1,133	1,128	Manufacture of electric motors, generators, transformers and electricity distribution and control apparatus
120	116	118	126	434	446	Manufacture of electric motors, generators and transformers
196	207	181	183	699	683	Manufacture of electricity distribution and control apparatus
129	135	132	141	437	502	Manufacture of batteries and accumulators
295	278	269	274	1,033	990	Manufacture of wiring and wiring devices
24	21	23	24	75	84	Manufacture of fibre optic cables
261	250	238	241	922	877	Manufacture of other electronic and electric wires and cables
9	8	8	8	36	28	Manufacture of current -carrying and non current-carrying wiring devices for electrical circuits regardless of material
66	61	54	66	225	223	Manufacture of electric lighting equipment
89	94	98	106	406	363	Manufacture of domestic appliances
115	116	104	107	352	401	Manufacture of other electrical equipment
1,149	1,148	1,080	1,084	4,013	4,051	Manufacture of general-purpose and special-purpose machinery
94	85	89	91	312	324	Manufacture of fluid power equipment
242	221	220	224	837	817	Manufacture of other pumps, compressors, taps and valves
202	185	151	147	668	582	Manufacture of power-driven hand tools with self-contained electric or non-electric motor or pneumatic drives
130	142	134	118	476	471	Manufacture of metal-forming machinery and machine tools
480	515	486	505	1,720	1,857	Manufacture of air-conditioning machines, including for motor vehicles
295	270	274	279	1,043	1,007	Manufacture of other special-purpose machinery n.e.c.
92	97	92	102	312	363	Other industry
517	511	547	518	1,848	1,924	Manufacture of motor vehicles
69	77	75	76	258	283	Manufacture of bodies (coachwork) for motor vehicles; manufacture of trailers and semi-trailers
213	220	218	209	790	788	Manufacture of parts and accessories for motor vehicles
128	133	135	132	492	490	Building of ships and boats
32	31	30	24	110	99	Manufacture of railway locomotives, rolling stock, air and spacecraft, related machinery, military fighting vehicles and transport equipment n.e.c
54	56	54	53	188	200	Manufacture of motorcycles
647	683	655	660	2,335	2,450	Manufacture of bicycles and invalid carriages
519	553	537	540	1,848	1,998	Other industry
128	130	118	120	487	452	Manufacture of furniture
69	67	60	61	234	233	Manufacture of wooden and cane furniture
183	179	180	185	670	669	Other industry
37	37	36	39	141	135	Manufacture of jewellery, bijouterie and related articles
146	142	144	146	529	534	Manufacture of musical instruments, medical and dental instruments and supplies and other manufacturing n.e.c.
19	19	18	16	65	63	Manufacture of stationery
65	63	66	66	212	237	Other industry
342	359	355	338	1,200	1,283	Manufacture of sports goods
76	80	76	69	248	278	Manufacture of games and toys
267	279	279	269	952	1,005	Repair of fabricated metal products, machinery and equipment and installation of industrial machinery and equipment
						Repair and maintenance of transport equipment except motorcycles and bicycles
						Other industry
24,332	24,517	24,165	24,068	85,967	89,045	Total Manufacturing

Jadual Table **1.6a** : Gaji dan Upah yang Dibayar Sektor Pembuatan Mengikut Kumpulan (samb.)
: *Salaries and Wages Paid of Manufacturing Sector by Group (cont.)*

Kod Kumpulan Group code	Keterangan Kumpulan/Tempoh	2022										
		Jan.	Feb.	Mac	Apr.	Mei	Jun	Jul.	Ogo.	Sep.	Okt.	Nov.
267 (26701 & 26702) & 268 (26800)	Pembuatan peralatan optikal, kelengkapan fotografi, media magnetik dan	35	35	50	43	42	45	43	41	40	40	39
271	Pembuatan motor elektrik, penjana, transformer dan perkakasan pengagihan dan pengawalan elektrik	115	110	102	90	98	101	103	106	104	102	101
	27101 Pembuatan motor elektrik, penjana dan transformer	40	37	36	37	40	41	41	42	41	41	39
	27102 Pembuatan perkakasan pengagihan dan pengawalan elektrik	75	74	67	53	58	60	62	64	63	61	62
272/ 27200	Pembuatan bateri dan akumulator	39	40	38	36	39	38	39	41	41	42	43
273	Pembuatan pendawaian dan peranti pendawaian	93	91	89	86	93	94	95	98	98	100	94
	27310 Pembuatan kabel gantian optikal	6	6	6	6	6	6	7	7	8	8	8
	27320 Pembuatan wayar dan kabel elektronik dan elektrik lain	83	81	80	77	83	85	85	88	87	89	83
	27330 Pembuatan alatan pendawaian pembawa dan bukan pembawa arus untuk litar elektrik (tanpa mengira jenis bahan)	3	4	3	3	3	3	3	3	3	3	3
274/ 27400	Pembuatan kelengkapan pencahayaan elektrik	23	21	18	17	18	21	21	22	22	21	22
275/ 27500	Pembuatan perkakasan domestik	42	41	40	33	43	43	39	36	31	30	29
279/ 27900	Pembuatan kelengkapan elektrik lain	30	29	30	30	30	31	31	31	37	36	36
281 & 282	Pembuatan jentera kegunaan umum dan kegunaan khas	386	383	354	359	359	351	353	363	366	372	366
	28120 Pembuatan alat-alat kuasa bendalir &	29	27	28	28	28	27	28	29	29	30	29
	28130 Pembuatan pam, pemampat, kepala paip dan injap lain											
	28180 Pembuatan alatan tangan yang menggunakan kuasa dilengkapkan dengan motor elektrik atau bukan motor elektrik atau pneumatik &	77	81	70	73	74	73	74	77	78	81	78
	28220 Pembuatan jentera pembentukan logam dan alatan mesin											
	28192 Pembuatan mesin penyaman udara, termasuk untuk kenderaan bermotor	57	60	63	57	58	58	61	65	63	62	64
	28290 Pembuatan lain-lain mesin bertujuan khas t.t.t.l. Industri lain	53	53	43	46	42	41	39	39	39	41	41
		171	161	150	156	158	152	152	153	157	158	154
291 (29101 & 29102)	Pembuatan kenderaan bermotor	96	98	91	97	97	97	92	97	92	94	93
292/ 29200	Pembuatan kerangka (coachwork) untuk kenderaan bermotor; pembuatan treler dan semi treler	24	25	28	29	29	29	29	29	31	30	30
293/ 29300	Pembuatan alat ganti dan aksesori untuk kenderaan bermotor	169	173	168	174	168	170	162	163	167	167	168
301 (30110 & 30120)	Pembinaan kapal dan bot	23	23	28	24	23	23	22	22	23	23	23
302, 303, 304 & 309	Pembuatan lokomotif keretapi, rolling stock, kapal angkasa dan udara, jentera berkaitan, kenderaan tempur ketenteraan, dan kelengkapan pengangkutan t.t.t.l.	69	72	74	73	74	72	71	70	73	73	70
	30910 Pembuatan motosikal	43	44	47	46	47	45	44	44	45	45	41
	30920 Pembuatan basikal dan invalid carriages Industri lain	10	10	10	10	10	10	10	10	10	10	11
		17	18	17	17	17	17	17	16	17	17	18
310	Pembuatan perabot	222	218	217	211	212	205	203	204	214	213	213
	31001 Pembuatan perabot kayu dan rotan Industri lain	175	171	171	165	167	161	161	163	172	171	171
		48	47	46	46	46	44	42	42	42	42	42
321 (32110 & 32120)	Pembuatan barang kemas, bijouterie dan artikel berkaitan	24	23	21	21	21	21	21	21	21	21	21
322, 325 & 329	Pembuatan instrumen muzik, peralatan dan bekalan perubatan dan pergigian dan pembuatan lain t.t.t.l.	62	62	61	60	60	61	60	62	62	60	60
	32901 Pembuatan alat tulis Industri lain	13	13	13	13	13	13	13	13	12	12	12
		49	49	48	47	47	48	47	49	50	48	48
323/ 32300	Pembuatan barangan sukan	6	6	6	6	6	6	6	6	6	6	6
324/ 32400	Pembuatan permainan dan mainan	18	18	18	18	18	19	20	21	22	20	21
331 & 332	Pembaikan pemasangan produk logam, jentera, kelengkapan dan pemasangan jentera perindustrian dan kelengkapan	111	110	113	115	110	106	104	103	104	110	114
	33150 Pembaikan dan penyelenggaraan kelengkapan pengangkutan kecuali motosikal dan basikal Industri lain	22	23	24	24	22	22	20	21	22	22	26
		89	87	89	91	87	84	84	82	82	87	88
Jumlah Pembuatan		7,865	7,805	7,843	7,715	7,787	7,816	7,709	7,771	7,885	7,881	7,890

2023												Group Description/Period
Dis.	Jan.	Feb.	Mac	Apr.	Mei	Jun	Jul.	Ogo.	Sep.	Okt.	Nov.	
45	41	40	44	41	39	42	40	41	42	42	43	Manufacture of optical instruments, photographic equipment, magnetic and optical media
113	111	104	107	97	101	102	104	103	102	100	97	Manufacture of electric motors, generators, transformers and electricity distribution and control apparatus
40	42	37	36	38	40	41	40	42	43	44	43	Manufacture of electric motors, generators and transformers
73	69	67	70	59	62	61	64	61	59	56	55	Manufacture of electricity distribution and control apparatus
45	43	46	45	42	47	43	46	47	48	48	48	Manufacture of batteries and accumulators
100	95	94	89	84	90	95	91	92	90	87	82	Manufacture of wiring and wiring devices
9	7	7	7	7	8	8	8	8	8	8	7	Manufacture of fibre optic cables
88	85	85	80	75	79	85	80	82	79	76	72	Manufacture of other electronic and electric wires and cables
2	3	3	3	2	3	3	3	3	3	3	3	Manufacture of current -carrying and non current-carrying wiring devices for electrical circuits regardless of material
23	22	21	18	17	18	19	21	23	22	22	21	Manufacture of electric lighting equipment
30	30	32	31	25	36	36	36	36	34	33	32	Manufacture of domestic appliances
43	40	39	37	33	34	37	35	35	37	38	36	Manufacture of other electrical equipment
411	393	384	371	363	360	357	354	363	367	370	368	Manufacture of general-purpose and special-purpose machinery
36	28	28	28	29	30	30	30	31	30	31	29	Manufacture of fluid power equipment
82	75	72	75	72	74	74	73	75	76	75	77	Manufacture of other pumps, compressors, taps and valves
75	60	63	61	51	50	50	49	48	49	49	50	Manufacture of power-driven hand tools with self-contained electric or non-electric motor or pneumatic drives
49	49	49	44	45	45	45	44	36	37	39	38	Manufacture of other special-purpose machinery n.e.c.
169	181	172	162	166	162	158	158	173	175	177	174	Other industry
109	92	93	85	90	92	92	91	94	93	93	92	Manufacture of motor vehicles
32	33	33	30	30	31	31	31	35	36	36	36	Manufacture of bodies (coachwork) for motor vehicles; manufacture of trailers and semi-trailers
182	166	171	174	181	184	183	175	171	172	173	174	Manufacture of parts and accessories for motor vehicles
23	24	24	29	24	26	25	25	25	26	26	28	Building of ships and boats
71	72	74	74	74	74	71	71	68	70	72	69	Manufacture of railway locomotives, rolling stock, air and spacecraft, related machinery, military fighting vehicles and transport equipment n.e.c
42	43	45	45	46	46	43	43	43	46	47	43	Manufacture of motorcycles
11	10	10	11	10	10	10	9	7	7	7	8	Manufacture of bicycles and invalid carriages
18	19	18	19	18	19	18	19	17	17	18	18	Other industry
221	233	225	224	217	223	215	216	218	226	226	226	Manufacture of furniture
177	190	182	181	174	185	178	177	178	185	184	184	Manufacture of wooden and cane furniture
44	44	43	43	43	38	37	39	40	41	42	42	Other industry
27	23	22	22	22	20	18	20	20	21	21	23	Manufacture of jewellery, bijouterie and related articles
63	61	60	58	58	62	60	60	62	63	63	63	Manufacture of musical instruments, medical and dental instruments and supplies and other manufacturing n.e.c.
12	12	13	12	12	12	12	12	13	13	12	12	Manufacture of stationery
50	49	47	46	46	50	48	48	48	50	51	51	Other industry
6	6	6	6	6	6	6	6	5	5	5	5	Manufacture of sports goods
24	21	21	22	20	22	23	21	22	23	22	20	Manufacture of games and toys
119	119	120	120	122	119	115	113	113	113	113	118	Repair of fabricated metal products, machinery and equipment and installation of industrial machinery and equipment
27	26	28	26	26	25	25	23	23	23	24	29	Repair and maintenance of transport equipment except motorcycles and bicycles
91	93	92	93	96	94	90	90	90	89	89	89	Other industry
8,562	8,183	8,164	8,170	8,017	8,100	8,049	7,932	8,001	8,135	8,146	8,149	Total Manufacturing

Jadual **1.6b** : Gaji dan Upah yang Dibayar Sektor Pembuatan Mengikut Kumpulan: Perubahan Peratusan Tahunan
 Table : *Salaries and Wages Paid of Manufacturing Sector by Group: Annual Percentage Change*

Kod Kumpulan Group code	Keterangan Kumpulan/Tempoh	2021	2022	2022		
				Q1	Q2	Q3
101	Pemprosesan dan pengawetan daging	3.6	1.8	-0.4	-2.2	1.0
102	Pemprosesan dan pengawetan ikan, krustasea dan moluska	2.8	-1.7	-5.1	-4.3	-1.1
	10201 Pengetinan ikan, krustasea dan moluska					
	&	2.4	-3.0	-6.6	-6.4	-2.8
	10202 Pemprosesan dan pengawetan ikan, krustasea dan moluska Industri lain	4.6	3.6	1.6	5.0	6.0
103	Pemprosesan dan pengawetan buah-buahan dan sayur - sayuran	4.5	8.8	3.1	5.3	11.8
	10303 Pengetinan nanas					
	&	-17.2	-25.2	-46.9	-41.9	-6.6
	10304 Pembuatan jem, marmalad dan sajian jeli Industri lain	7.1	12.0	8.9	10.7	13.3
104	Pembuatan minyak dan lemak daripada sayuran dan haiwan	-0.1	6.6	5.8	5.2	7.4
	10404 Pembuatan minyak sayuran mentah dan bertapis					
	&	5.6	6.9	3.2	7.2	10.0
	10406 Pembuatan sebatian lemak masakan					
	10405 Pembuatan minyak kelapa Industri lain	-19.0	-2.9	-15.3	-6.2	9.5
		0.4	7.0	7.0	5.6	7.1
105	Pembuatan produk tenusu	9.9	8.9	11.4	11.0	8.5
	10502 Pembuatan susu pekat, tepung dan sejat Industri lain	11.7	10.0	12.5	12.3	10.2
		-1.7	0.8	3.9	2.3	-3.4
106	Pembuatan produk bijian, kanji dan produk berkanji	5.3	1.0	0.7	1.9	1.6
	10611 Pengilangan beras	1.9	1.3	2.6	3.2	0.7
	10613 Pengilangan tepung Industri lain	8.8	0.7	-1.2	1.6	2.9
		7.3	0.6	0.04	-4.6	-0.5
107	Pembuatan produk makanan lain	2.6	9.8	8.5	9.5	10.5
	10711 Pembuatan biskut dan cookies	6.0	17.0	17.1	23.3	18.0
	10712 Pembuatan roti, kek dan produk bakeri lain	-6.8	-0.1	-3.9	-1.8	1.3
	10713 Pembuatan produk snek	7.4	13.5	9.8	10.6	16.6
	10721 Pembuatan gula	-9.9	7.3	16.0	14.0	7.5
	10731 Pembuatan produk koko	-16.2	13.2	27.8	9.3	10.3
	10732 Pembuatan coklat dan produk coklat					
	&	-1.6	15.6	14.7	13.4	16.5
	10733 Pembuatan konfeksi gula					
	10793 Pembuatan sos dan bahan perasa	4.8	1.6	5.2	7.2	-0.4
	10799 Pembuatan produk makanan lain t.t.t.l. Industri lain	17.7	26.4	23.7	21.3	28.6
		8.6	10.3	8.3	10.2	10.7
108/10800	Pembuatan makanan haiwan tersedia	3.3	1.5	1.8	1.6	0.5
110	Pembuatan minuman ringan	-5.4	4.8	1.0	5.5	6.8
	11041 Pembuatan minuman ringan	-3.4	9.0	4.9	10.1	10.6
	11042 Pengeluaran air mineral semulajadi dan minuman lain yang dibotolkan Industri lain	-0.3	-0.8	0.8	-1.2	0.2
		-30.6	-15.2	-26.8	-12.5	-6.1
120/12000	Pembuatan produk tembakau	-2.4	2.6	0.8	1.8	3.9
131	Pemintalan, penenunan dan penyiapan tekstil	-2.2	7.8	6.6	7.1	11.9
	13110 Penyediaan dan pemintalan gentian tekstil					
	&	-0.4	7.2	5.5	4.0	11.6
	13120 Penenunan tekstil					
	13132 Pewarnaan, pelunturan, percetakan dan penyiapan akhir benang dan fabrik Industri lain	-6.5	9.5	10.0	14.4	13.4
		3.9	1.5	-0.3	5.8	2.7
139	Pembuatan tekstil lain	1.0	-2.9	-3.2	-3.8	-2.8
	13910 Pembuatan fabrik dikait dan dikrusye Industri lain	-4.1	-12.6	-4.0	-14.0	-16.9
		3.8	2.0	-2.8	1.3	4.5
141	Pembuatan pakaian, kecuali pakaian berbulu	-15.7	5.9	3.8	5.8	7.4
	14102 Pembuatan pakaian Industri lain	-19.4	3.2	2.4	3.4	1.4
		-6.0	12.1	6.9	10.7	22.2
142 & 143	Pembuatan artikel daripada kulit bulu dan pakaian yang dikait dan dikrusye	-16.1	1.9	-3.8	2.7	10.3
151 (15110 & 15120)	Penyamakan dan pembersihan kulit, pembuatan bagasi, beg tangan, pelana dan abah-abah pembersihan dan pewarnaan bulu	-0.3	1.5	-0.5	-0.9	5.6
152	Pembuatan kasut	-2.3	7.6	5.9	9.6	11.8
	15201 Pembuatan kasut kulit					
	&	-2.1	9.1	6.9	12.0	14.8
	15203 Pembuatan kasut getah Industri lain	-3.0	3.7	3.5	4.0	4.7
161/16100	Pengilangan dan pengetaman kayu	-1.3	-5.0	-1.5	-0.5	-7.0

2023		2022		2023		Group Description/Period
Q4	Q1	Q2	Q3	(Jan. - Nov.)	(Jan. - Nov.)	
8.3	17.2	22.0	21.7	0.2	20.0	Processing and preserving of meat
3.8	6.0	6.6	7.8	-2.1	6.1	Processing and preserving of fish, crustaceans and molluscs
4.3	8.3	8.7	10.7	-3.7	7.9	Canning of fish, crustaceans and molluscs
1.7	-3.0	-1.7	-3.1	4.3	-1.0	Processing, curing and preserving of fish, crustacean and molluscs
15.6	18.5	23.8	16.8	8.3	18.6	Processing and preserving of fruits and vegetable
24.4	56.6	54.8	29.4	-28.1	41.5	Pineapple canning
15.1	16.4	22.0	15.9	11.8	17.2	Manufacture of jams, marmalades and table jellies
8.0	8.5	7.8	7.8	6.2	8.2	Manufacture of vegetable and animal oils and fats
7.0	5.5	1.9	-6.1	6.8	0.1	Manufacture of crude and refined vegetable oil
5.4	11.5	11.2	34.0	-3.6	22.0	Manufacture of compound cooking fats
8.2	8.7	8.2	8.1	6.6	8.3	Manufacture of coconut oil
4.5	1.8	2.3	3.6	9.7	3.7	Manufacture of dairy products
5.1	2.3	2.8	1.9	11.0	3.2	Manufacture of condensed, powdered and evaporated milk
0.0	-1.6	-1.7	18.4	0.8	7.1	Other industry
-0.2	2.7	6.1	3.4	1.0	3.9	Manufacture of grain mill products, starches and starch products
-1.2	6.0	5.5	4.2	1.3	4.5	Rice milling
-0.3	-0.7	7.1	3.2	0.8	3.8	Flour milling
7.7	1.7	3.2	-0.8	-0.3	0.1	Other industry
10.5	8.2	5.3	8.5	9.4	7.7	Manufacture of other food products
10.8	12.6	10.9	16.8	17.6	14.0	Manufacture of biscuits and cookies
3.7	9.1	6.5	6.5	-0.9	6.7	Manufacture of bread, cakes and other bakery products
16.9	12.3	3.0	6.0	13.2	7.6	Manufacture of snack products
-7.4	-22.0	-17.3	-10.9	10.7	-14.9	Manufacture of sugar
7.1	-4.8	3.9	12.2	14.2	4.4	Manufacture of cocoa products
17.7	2.4	-7.1	1.1	14.4	0.9	Manufacture of chocolate and chocolate products
-4.5	9.1	12.3	18.8	1.3	15.4	Manufacture of sugar confectionery
31.4	18.9	15.8	19.0	26.3	17.1	Manufacture of sauces and condiments
12.0	6.4	2.7	4.3	9.8	4.5	Manufacture of other food products n.e.c.
2.2	7.2	6.4	8.1	1.3	8.2	Manufacture of prepared animal feeds
5.8	6.9	8.3	8.5	4.5	8.0	Manufacture of beverages
10.6	11.9	12.6	8.8	8.7	10.2	Manufacture of soft drinks
-3.0	-5.5	-2.1	5.2	-0.6	0.9	Production of natural mineral waters and other bottled waters
-11.5	3.3	1.8	18.0	-15.9	11.5	Other industry
3.9	4.5	8.5	5.2	2.3	5.3	Manufacture of tobacco products
5.7	-4.4	-2.1	-0.3	8.3	-2.4	Spinning, weaving and finishing of textiles
8.0	-4.9	1.5	4.7	7.4	0.2	Preparation and spinning of textile fibres
1.3	-3.6	-9.8	-12.0	10.9	-8.5	Weaving of textiles
-2.0	-1.0	-3.8	10.8	2.1	1.7	Dyeing, bleaching, printing and finishing of yarns and fabrics
-1.7	12.3	16.9	12.8	-3.0	13.4	Manufacture of other textiles
-14.7	-5.4	10.6	6.3	-12.4	3.6	Manufacture of knitted and crocheted fabrics
5.3	20.5	19.6	15.5	1.7	17.7	Other industry
6.8	6.0	8.5	5.6	5.9	6.3	Manufacture of wearing apparel, except fur
5.3	7.7	9.2	5.2	2.7	6.9	Manufacture of clothings
10.4	2.7	7.0	6.4	13.2	5.3	Other industry
-0.3	-5.5	-7.2	1.5	2.6	-1.9	Manufacture of articles of fur, knitted and crocheted apparel
2.0	4.3	8.4	5.1	1.2	5.3	Tanning and dressing of leather; manufacture of luggage, handbags, saddlery and harness; dressing and dyeing of fur
3.6	6.0	6.1	6.9	8.0	6.6	Manufacture of footwear
3.8	5.8	4.6	2.0	9.6	3.6	Manufacture of leather footwear
2.8	6.6	9.9	19.9	4.0	14.6	Manufacture of rubber footwear
-10.4	-2.2	-1.6	3.7	-4.4	0.9	Other industry
						Sawmilling and planing of wood

Jadual **1.6b** : Gaji dan Upah yang Dibayar Sektor Pembuatan Mengikut Kumpulan: Perubahan Peratusan Tahunan (samb.)
 Table : *Salaries and Wages Paid of Manufacturing Sector by Group: Annual Percentage Change (cont.)*

Kod Kumpulan Group code	Keterangan Kumpulan/Tempoh	2022										
		Jan.	Feb.	Mac	Apr.	Mei	Jun	Jul.	Ogo.	Sep.	Okt.	Nov.
101	Pemprosesan dan pengawetan daging	4.6	-1.0	-4.8	-4.1	-1.3	-1.1	0.01	1.4	1.6	3.3	3.5
102	Pemprosesan dan pengawetan ikan, krustasea dan moluska	-4.9	-4.4	-5.9	-4.5	-5.0	-3.3	-3.0	-0.1	-0.1	3.7	4.9
	10201 Pengetinan ikan, krustasea dan moluska &	-6.2	-5.8	-7.9	-6.4	-7.7	-5.0	-4.7	-1.3	-2.4	2.8	5.5
	10202 Pemprosesan dan pengawetan ikan, krustasea dan moluska Industri lain	0.4	1.5	2.9	3.5	7.1	4.5	4.2	4.5	9.6	7.3	2.3
103	Pemprosesan dan pengawetan buah-buahan dan sayur - sayuran	2.1	3.5	3.7	3.7	6.3	6.1	7.3	14.6	13.9	15.6	16.3
	10303 Pengetinan nanas &	-51.1	-45.6	-43.8	-44.7	-41.5	-39.7	-36.8	24.4	21.3	21.3	27.3
	10304 Pembuatan jem, marmalad dan sajian jeli Industri lain	8.4	9.5	8.8	8.9	11.7	11.4	12.4	14.1	13.5	15.3	15.7
104	Pembuatan minyak dan lemak daripada sayuran dan haiwan	6.4	6.5	4.5	2.9	4.9	8.0	5.4	12.4	4.8	6.2	6.8
	10404 Pembuatan minyak sayuran mentah dan bertapis &	3.0	3.5	3.1	3.6	7.1	11.1	14.5	8.4	7.3	5.5	7.9
	10406 Pembuatan sebatian lemak masakan	-15.6	-14.0	-16.3	-13.6	-12.6	11.3	11.1	12.3	5.3	5.2	4.7
	10405 Pembuatan minyak kelapa Industri lain	7.7	7.7	5.6	3.6	5.5	7.6	4.5	12.8	4.6	6.3	6.8
105	Pembuatan produk tenusu	11.7	12.2	10.4	11.3	12.6	9.0	9.0	8.7	7.9	4.5	9.8
	10502 Pembuatan susu pekat, tepung dan sejat Industri lain	12.6	13.4	11.4	12.6	14.3	9.9	10.2	10.3	10.0	5.2	11.1
		5.2	3.1	3.3	2.5	1.2	3.3	-0.2	-3.1	-6.8	-0.5	0.4
106	Pembuatan produk bijian, kanji dan produk berkanji	1.7	-0.2	0.6	3.9	0.3	1.5	1.8	5.6	-2.6	-2.1	0.2
	10611 Pengilangan beras	3.7	1.9	2.1	3.7	1.1	5.0	2.2	3.4	-3.4	-3.1	-1.1
	10613 Pengilangan tepung Industri lain	-0.3	-2.6	-0.6	4.9	0.3	-0.4	2.6	8.6	-2.6	-2.1	0.8
		0.4	1.4	-1.7	-0.6	-4.6	-8.7	-6.3	2.0	3.6	5.7	6.8
107	Pembuatan produk makanan lain	8.3	7.3	9.9	7.1	8.4	13.1	11.4	11.4	8.7	8.4	9.2
	10711 Pembuatan biskut dan cookies	17.6	16.0	17.5	20.6	22.9	26.4	19.3	19.5	15.5	10.9	9.8
	10712 Pembuatan roti, kek dan produk bakeri lain	-1.6	-5.2	-4.8	-3.3	-2.2	0.2	-1.0	-0.9	5.7	1.4	1.5
	10713 Pembuatan produk snek	13.4	7.8	8.2	6.4	8.6	16.9	18.1	16.3	15.3	15.2	19.3
	10721 Pembuatan gula	4.4	19.2	25.3	12.6	16.9	12.4	6.8	9.7	6.1	13.5	-7.2
	10731 Pembuatan produk koko	35.0	20.3	28.6	6.6	10.9	11.3	12.4	12.5	6.5	7.6	10.2
	10732 Pembuatan coklat dan produk coklat &	10.0	12.6	21.0	10.7	11.7	17.9	19.0	19.5	11.3	12.1	12.4
	10733 Pembuatan konfeksi gula	4.1	3.1	8.6	2.6	4.3	15.1	12.7	4.5	-14.4	-8.3	-10.0
	10793 Pembuatan sos dan bahan perasa	22.6	23.5	25.1	17.8	18.1	28.4	23.8	29.6	32.6	33.5	34.5
	10799 Pembuatan produk makanan lain t.t.t.l. Industri lain	7.4	7.8	9.8	8.4	9.8	12.4	11.5	12.4	8.4	8.5	11.9
108/10800	Pembuatan makanan haiwan tersedia	2.1	1.7	1.5	1.1	1.7	2.1	-3.2	3.2	1.7	1.4	1.5
110	Pembuatan minuman ringan	-0.04	2.0	1.2	2.5	5.6	8.9	8.8	7.0	4.8	5.1	4.7
	11041 Pembuatan minuman ringan	2.5	4.7	7.6	9.3	9.6	11.5	10.2	12.3	9.5	9.2	9.7
	11042 Pengeluaran air mineral semulajadi dan minuman lain yang dibotolkan Industri lain	2.4	2.9	-2.6	-3.8	-1.1	1.7	4.5	-2.0	-1.8	-1.2	-4.4
		-26.1	-21.9	-32.2	-29.3	-9.6	10.7	11.3	-9.2	-16.2	-13.0	-14.1
120/12000	Pembuatan produk tembakau	1.3	0.9	0.3	0.5	0.2	4.8	4.9	4.6	2.3	2.6	4.4
131	Pemintalan, penenunan dan penyiapan tekstil	6.0	6.4	7.5	5.8	5.6	9.9	9.1	12.7	14.1	9.7	4.9
	13110 Penyediaan dan pemintalan gentian tekstil &	3.5	5.4	7.5	4.4	1.7	6.1	4.7	14.6	16.1	11.3	7.0
	13120 Penenunan tekstil	12.5	9.3	8.2	9.4	15.5	18.6	18.7	10.6	11.3	7.4	0.8
	13132 Pewarnaan, pelunturan, percetakan dan penyiapan akhir benang dan fabrik Industri lain	-0.1	0.0	-0.7	1.2	2.5	15.6	28.7	-8.3	-5.2	-1.6	0.4
139	Pembuatan tekstil lain	-1.2	-2.5	-5.9	-4.6	-4.7	-2.2	-0.8	-4.5	-3.2	-3.2	-0.5
	13910 Pembuatan fabrik dikait dan dikrusye Industri lain	-1.3	-1.0	-9.8	-10.5	-15.5	-15.8	-15.1	-18.4	-17.0	-17.5	-12.1
		-1.2	-3.3	-4.0	-1.8	0.8	5.1	6.7	2.8	4.0	4.5	5.8
141	Pembuatan pakaian, kecuali pakaian berbulu	3.3	4.2	4.1	2.9	2.4	13.2	6.5	6.2	9.5	9.2	5.8
	14102 Pembuatan pakaian Industri lain	1.8	2.7	2.7	1.1	-1.3	12.1	0.6	-0.2	3.8	4.1	4.2
		6.5	7.2	7.0	6.7	10.7	15.5	21.0	22.1	23.6	21.5	9.4
142 & 143	Pembuatan artikel daripada kulit bulu dan pakaian yang dikait dan dikrusye	-1.1	-6.9	-3.6	-4.1	2.2	10.5	8.5	13.7	9.1	10.4	-4.2
151 (15110 & 15120)	Penyamakan dan pembersihan kulit, pembuatan bagasi, beg tangan, pelana dan abah-abah pembersihan dan pewarnaan bulu	1.9	-1.3	-2.1	-2.7	-2.2	2.5	6.8	6.4	3.9	0.8	0.6
152	Pembuatan kasut	3.4	7.4	7.1	6.9	8.8	13.6	14.6	10.0	11.1	4.3	3.0
	15201 Pembuatan kasut kulit &	3.7	9.0	8.3	8.2	11.9	16.4	18.9	11.5	14.5	4.5	2.6
	15203 Pembuatan kasut getah Industri lain	2.7	3.5	4.1	3.9	1.4	6.9	4.8	6.5	3.0	3.9	4.0
161/16100	Pengilangan dan pengetaman kayu	-1.3	-1.8	-1.5	-2.3	-1.7	2.6	-5.4	-5.7	-9.6	-9.9	-10.3

2023												Group Description/Period
Dis.	Jan.	Feb.	Mar.	Apr.	Mei	Jun	Jul.	Ogo.	Sep.	Okt.	Nov.	
17.7	16.1	17.3	18.5	20.9	21.0	24.0	20.0	20.7	24.3	24.2	13.6	Processing and preserving of meat
2.9	3.6	7.2	7.3	4.6	7.4	7.9	7.6	7.5	8.3	3.9	2.6	Processing and preserving of fish, crustaceans and molluscs
												<i>Canning of fish, crustaceans and molluscs</i>
4.7	5.7	8.8	10.4	6.5	10.5	9.1	11.2	10.6	10.4	4.3	0.7	<i>Processing, curing and preserving of fish, crustacean and molluscs</i>
-4.5	-5.0	0.9	-4.7	-2.9	-4.5	2.6	-5.9	-3.6	0.3	2.2	10.6	<i>Other industry</i>
14.9	15.3	19.7	20.6	25.0	23.2	23.4	20.0	14.7	15.6	14.5	13.0	Processing and preserving of fruits and vegetable
												<i>Pineapple canning</i>
24.7	48.8	50.8	70.3	69.3	55.1	42.3	32.9	28.7	26.6	22.1	22.6	<i>Manufacture of jams, marmalades and table jellies</i>
14.3	13.5	17.8	17.8	22.6	21.3	22.2	19.1	13.8	14.9	14.0	12.4	<i>Other industry</i>
10.9	9.8	8.5	7.3	9.2	8.4	6.0	6.8	7.7	9.1	9.1	7.9	Manufacture of vegetable and animal oils and fats
												<i>Manufacture of crude and refined vegetable oil</i>
7.7	6.8	5.1	4.7	4.7	1.4	-0.2	-11.2	-5.5	-1.4	0.8	-2.6	<i>Manufacture of compound cooking fats</i>
6.4	14.0	10.5	10.2	11.6	11.3	10.7	32.9	32.9	36.2	39.0	36.8	<i>Manufacture of coconut oil</i>
11.3	10.0	8.7	7.4	9.5	8.9	6.3	7.4	7.9	9.0	8.8	7.8	<i>Other industry</i>
-0.3	-0.3	4.1	1.6	0.6	-1.1	7.8	-0.8	3.5	8.3	9.3	8.4	Manufacture of dairy products
-0.3	-0.2	4.9	2.1	1.7	-1.4	8.6	-2.6	1.8	6.4	8.3	6.7	<i>Manufacture of condensed, powdered and evaporated milk</i>
0.2	-0.7	-2.2	-1.8	-7.7	1.0	1.8	14.0	17.5	24.0	17.1	21.6	<i>Other industry</i>
1.2	0.5	4.4	3.2	4.3	4.4	9.5	3.9	0.6	5.8	4.6	1.7	Manufacture of grain mill products, starches and starch products
0.7	-0.5	9.2	9.5	5.6	6.6	4.4	6.9	2.1	3.5	2.7	-0.8	<i>Rice milling</i>
0.5	0.1	0.3	-2.5	3.5	2.6	15.4	1.2	-0.9	9.8	8.2	5.8	<i>Flour milling</i>
10.5	10.5	-2.6	-3.2	1.2	1.5	7.1	0.5	-0.01	-2.8	-4.5	-6.2	<i>Other industry</i>
13.7	10.8	9.3	4.7	5.7	6.3	3.9	7.4	8.7	9.5	10.0	8.5	Manufacture of other food products
11.6	12.6	15.1	10.2	11.1	12.6	9.1	18.5	15.6	16.4	16.9	16.0	<i>Manufacture of biscuits and cookies</i>
8.4	12.6	9.4	5.4	8.0	6.7	4.8	10.2	8.7	1.1	4.1	4.6	<i>Manufacture of bread, cakes and other bakery products</i>
16.4	6.2	19.1	12.4	7.3	2.9	-0.8	3.2	6.2	8.7	10.9	9.4	<i>Manufacture of snack products</i>
-26.5	-15.6	-17.9	-31.4	-19.9	-15.6	-16.6	-13.5	-10.7	-8.4	-9.1	-1.1	<i>Manufacture of sugar</i>
3.6	-8.9	2.8	-7.6	-2.6	9.3	6.5	15.2	11.3	10.2	8.7	7.5	<i>Manufacture of cocoa products</i>
												<i>Manufacture of chocolate and chocolate products</i>
28.5	8.4	6.3	-6.4	-5.8	-6.2	-9.2	-5.2	-0.1	8.7	10.4	11.0	<i>Manufacture of sugar confectionery</i>
4.7	5.3	3.6	18.0	17.2	10.6	9.2	11.2	19.3	25.8	24.6	24.4	<i>Manufacture of sauces and condiments</i>
26.8	29.2	15.3	12.4	11.6	19.4	16.3	17.2	19.4	20.4	17.3	11.1	<i>Manufacture of other food products n.e.c.</i>
15.6	8.9	8.7	1.7	2.5	3.9	1.7	2.5	3.6	6.7	6.4	3.2	<i>Other industry</i>
3.5	3.3	11.7	6.6	5.0	8.2	6.1	8.3	6.7	9.3	10.9	14.2	Manufacture of prepared animal feeds
7.5	7.9	4.0	9.0	7.8	8.4	8.7	9.2	7.9	8.4	8.8	8.4	Manufacture of beverages
12.5	13.5	8.2	14.1	12.1	12.3	13.3	13.6	7.0	6.1	6.5	6.9	<i>Manufacture of soft drinks</i>
-3.2	-5.8	-7.6	-3.0	-2.2	-2.3	-1.9	-1.8	7.6	9.8	10.6	7.9	<i>Production of natural mineral waters and other bottled waters</i>
-7.8	3.3	3.6	2.9	0.5	6.2	-1.0	3.7	18.8	31.2	29.0	29.5	<i>Other industry</i>
4.6	3.8	4.1	5.6	9.7	8.3	7.6	5.3	5.1	5.2	4.0	1.1	Manufacture of tobacco products
2.7	-1.2	-7.4	-4.6	-2.5	-1.5	-2.4	-0.6	1.2	-1.4	-3.0	-2.6	Spinning, weaving and finishing of textiles
												<i>Preparation and spinning of textile fibres</i>
6.0	0.7	-10.6	-4.8	-0.1	2.7	1.8	6.6	6.9	0.7	-0.9	-0.1	<i>Weaving of textiles</i>
-3.4	-4.6	-1.2	-4.9	-7.0	-10.1	-12.0	-17.0	-11.8	-7.1	-8.7	-8.5	<i>Dyeing, bleaching, printing and finishing of yarns and fabrics</i>
-4.8	-10.0	4.0	3.2	-10.4	-7.8	7.5	12.3	12.4	7.9	4.6	-2.2	<i>Other industry</i>
-1.5	9.9	11.5	15.6	17.1	16.8	16.7	12.8	12.8	12.9	12.8	9.5	Manufacture of other textiles
-14.5	-7.3	-7.7	-0.9	10.6	9.6	11.6	5.1	6.8	7.2	6.4	0.5	<i>Manufacture of knitted and crocheted fabrics</i>
5.5	18.0	20.9	22.8	19.9	20.0	18.9	16.0	15.3	15.2	15.6	13.5	<i>Other industry</i>
5.9	6.1	5.7	6.3	8.0	7.1	10.5	6.0	4.9	5.9	5.7	4.0	Manufacture of wearing apparel, except fur
7.3	8.2	7.6	7.3	10.2	7.6	9.9	6.3	4.6	4.7	4.6	4.9	<i>Manufacture of clothings</i>
2.7	1.8	2.0	4.2	3.8	6.1	11.6	5.3	5.6	8.4	8.0	2.1	<i>Other industry</i>
-5.4	-8.4	-3.3	-4.3	-3.2	-8.8	-9.4	-7.3	6.1	6.8	6.5	8.1	Manufacture of articles of fur, knitted and crocheted apparel
												<i>Tanning and dressing of leather; manufacture of luggage, handbags, saddlery and harness; dressing and dyeing of fur</i>
4.6	3.0	4.1	6.0	8.4	8.2	8.6	11.8	1.8	2.2	4.3	0.7	
3.4	5.0	7.0	6.1	3.5	6.4	8.4	8.4	5.9	6.5	7.2	8.9	Manufacture of footwear
												<i>Manufacture of leather footwear</i>
4.4	4.4	6.7	6.3	3.3	4.3	6.3	4.9	0.6	0.6	1.1	0.9	<i>Manufacture of rubber footwear</i>
0.6	6.5	7.8	5.6	4.0	12.1	14.0	17.4	19.8	22.3	23.1	29.4	<i>Other industry</i>
-11.1	-3.5	-2.5	-0.5	-1.5	-1.0	-2.3	4.6	3.5	2.8	5.3	5.6	Sawmilling and planning of wood

Jadual Table **1.6b** : Gaji dan Upah yang Dibayar Sektor Pembuatan Mengikut Kumpulan: Perubahan Peratusan Tahunan
 : *Salaries and Wages Paid of Manufacturing Sector by Group: Annual Percentage Change*

Kod Kumpulan Group code	Keterangan Kumpulan/Tempoh	2021	2022	2022		
				Q1	Q2	Q3
162	Pembuatan produk daripada kayu, gabus, jerami dan bahan jalinan lain	2.4	7.9	10.2	10.7	7.4
16211	Pembuatan kepingan venier dan papan lapis	-3.2	7.9	12.1	11.8	7.3
16212	Pembuatan papan partikel dan papan gentian	5.7	19.0	28.5	25.0	19.1
16221	Pertukangan kayu untuk jurubina	15.9	5.3	3.5	4.0	4.8
	Industri lain	1.7	2.5	0.8	5.6	1.8
170	Pembuatan kertas dan produk kertas	0.7	4.1	3.7	2.9	5.1
17010	Pembuatan pulpa, kertas dan kertas tebal	-1.9	12.1	16.4	17.1	14.2
17020	Pembuatan kertas gelugur dan kertas tebal dan bekas daripada kertas dan kertas tebal	0.9	3.9	-0.1	-0.1	7.7
17091	Pembuatan sampul surat dan kad surat	1.5	-8.9	-6.2	-11.4	-10.2
17092	Pembuatan kertas kegunaan rumah dan pembersih peribadi	2.3	8.3	13.0	6.0	6.3
17093	Pembuatan kertas bergam atau pelekat yang berjalur atau bergulung dan label dan kertas dinding	-12.8	-12.4	-11.7	-9.2	-15.6
	Industri lain	27.3	14.3	14.1	11.5	15.1
181 & 182	Percetakan, aktiviti perkhidmatan berkaitan percetakan dan penerbitan semula media rakaman	-0.8	4.2	1.3	1.9	6.9
18110	Percetakan	-0.5	4.7	1.7	2.5	7.4
18120	Aktiviti perkhidmatan berkaitan percetakan &	-2.4	1.2	-0.6	-1.5	4.1
18200	Penerbitan semula media rakaman					
192 (19201 & 19202)	Pembuatan produk petroleum bertapis	1.9	1.6	1.9	1.9	2.1
201	Pembuatan kimia asas, baja dan sebatian nitrogen, plastik dan getah sintetik dalam bentuk primer	-2.2	4.7	4.7	5.4	2.6
20111	Pembuatan gas perindustrian atau perubatan bukan organik dalam bentuk cecair atau mampat	-9.0	31.2	32.9	31.4	34.3
20112	Pembuatan kimia organik asas &	3.1	7.0	7.8	7.7	4.0
20113	Pembuatan sebatian bukan organik					
20121	Pembuatan baja &	-17.1	-9.5	-10.5	-12.1	-13.3
20129	Pembuatan produk campuran nitrogen					
20131	Pembuatan plastik dalam bentuk primer	-3.4	-2.3	-2.3	0.7	-4.4
	Industri lain	7.7	15.0	9.9	12.0	19.1
202 & 203	Pembuatan produk kimia lain dan serat buatan manusia	3.1	0.4	-1.9	-1.0	4.5
20210	Pembuatan racun perosak dan produk agrokimia lain	31.5	7.7	6.3	9.2	2.8
20221	Pembuatan cat, varnis dan penyadur dan mastik	2.9	6.2	8.1	4.3	4.6
20222	Pembuatan dakwat cetak	-6.4	-15.5	-20.7	-15.9	-11.8
20231	Pembuatan sabun dan bahan pencuci, penyediaan membersihkan dan mengilap &	-3.3	-6.4	-9.9	-10.6	-3.0
20232	Pembuatan pewangi dan penyediaan dandanan diri					
20291	Pembuatan plat fotografi, filem, sensitized paper dan other sensitized unexposed materials &	8.0	8.5	8.1	9.1	18.3
20292	Pembuatan dakwat menulis dan melukis &					
20299	Pembuatan produk kimia lain t.t.t.l. Industri lain	-0.8	6.2	3.2	7.2	10.4
210	Pembuatan produk farmaseutikal, kimia perubatan dan botani	13.7	10.0	8.8	8.6	10.3
21001	Pembuatan bahan aktif ubat-ubatan untuk digunakan oleh bidang farmakologi dalam pembuatan ubat-ubatan	12.1	9.6	7.5	7.7	11.0
	Industri lain	20.9	11.3	14.3	12.4	8.0
221	Pembuatan produk getah	8.9	0.0	2.1	0.2	-2.1
22111	Pembuatan tayar getah untuk kenderaan	-2.2	8.0	1.7	3.4	12.3
22112	Pembuatan bunga tayar yang boleh ditukar ganti dan tayar celup	14.7	16.1	8.0	14.7	22.3
22191	Pembuatan produk lain daripada getah asli atau sintetik, tidak divulkan, divulkan atau dikeraskan &	15.2	8.0	3.3	6.3	10.8
22193	Pengilangan semula getah dan prosesan susu getah					
22192	Pembuatan sarung tangan getah	15.6	-3.5	8.9	-2.1	-10.7
22199	Pembuatan produk getah lain yang t.t.t.l.	-7.8	-2.7	-13.9	-1.5	7.0
222	Pembuatan produk plastik	6.5	4.8	-0.3	2.2	9.1
22201	Pembuatan produk plastik separa siap &	1.3	3.3	-3.1	-0.3	6.5
22202	Pembuatan produk plastik siap					
22203	Pembuatan artikel plastik untuk pembungkusan barangan	13.0	16.0	7.8	10.7	19.4
22204	Pembuatan barangan plastik jurubina	2.6	5.4	-3.6	-0.3	15.2
22205	Pembuatan pinggan mangkuk, peralatan dapur dan barangan tandas daripada plastik	13.1	4.9	4.6	5.4	8.5
22209	Pembuatan pelbagai produk plastik t.t.t.l.	7.2	-0.5	-2.9	-1.2	5.2
231 (23101 & 23102 & 23109)	Pembuatan kaca dan produk kaca	12.3	19.1	20.5	15.8	23.3

2023		2022		2023		Group Description/Period
Q4	Q1	Q2	Q3	(Jan. - Nov.)	(Jan. - Nov.)	
3.7	5.9	6.1	5.9	8.2	6.0	Manufacture of products of wood, cork, straw and plaiting materials
1.8	3.0	5.0	3.9	8.6	3.7	Manufacture of veneer sheets and plywood
5.9	8.2	2.0	8.3	20.4	7.5	Manufacture of particle board and fibreboard
8.7	14.3	14.8	12.2	4.5	13.0	Manufacture of builders' carpentry
1.8	1.9	1.5	2.1	2.5	2.4	Other industry
4.6	4.7	1.4	1.3	3.7	2.4	Manufacture of paper and paper products
2.1	-9.5	-26.6	-26.4	13.3	-21.0	Manufacture of pulp, paper and paperboard
8.2	12.9	9.7	9.0	3.3	10.0	Manufacture of corrugated paper and paperboard and of containers of paper and paperboard
-7.7	-1.7	-0.2	-5.1	-9.2	-1.8	Manufacture of envelopes and letter-card
7.9	10.9	4.2	1.9	7.4	6.0	Manufacture of household and personal hygiene paper
-12.9	-13.5	-4.7	-3.5	-12.3	-7.8	Manufacture of gummed or adhesive paper in strips or rolls and labels and wall paper
16.6	8.0	10.6	14.3	13.4	12.1	Other industry
6.8	4.8	7.3	7.8	4.3	6.3	Printing, service activities related to printing and reproduction of recorded media
7.5	5.1	7.3	7.7	4.8	6.5	Printing
3.2	2.8	7.8	8.1	1.3	5.6	Service activities related to printing
						Reproduction of recorded media
0.7	7.7	7.1	2.6	1.6	5.9	Manufacture of refined petroleum products
6.1	8.0	1.8	-4.3	4.6	0.8	Manufacture of basic chemicals, fertilizer and nitrogen compounds, plastics and synthetic rubber in primary forms
26.3	23.0	12.5	20.1	32.1	20.4	Manufacture of liquefied or compressed inorganic industrial or medical gases
8.6	9.0	1.2	-10.7	6.9	-2.1	Manufacture of basic organic chemicals
						Manufacture of inorganic compounds
						Manufacture of fertilizers
-1.2	-6.8	-1.8	-7.7	-10.4	-6.4	Manufacture of associated nitrogen products
-3.3	6.4	2.1	3.3	-2.1	3.6	Manufacture of plastics in primary forms
19.1	9.0	-10.0	-18.0	14.5	-8.5	Other industry
0.5	0.3	3.5	5.9	0.2	3.6	Manufacture of other chemical products and man-made fibres
12.8	6.8	22.6	20.1	7.0	16.9	Manufacture of pesticides and other agrochemical products
7.6	7.7	18.8	24.7	5.6	17.1	Manufacture of paints, varnishes and similar coatings ink and mastics
-12.3	-13.1	-8.3	-7.2	-15.7	-9.9	Manufacture of printing ink
						Manufacture of soap and detergents, cleaning and polishing preparations
-1.4	2.9	10.7	10.7	-7.3	7.3	Manufacture of perfumes and toilet preparations
						Manufacture of photographic plates, films, sensitized paper and other sensitized unexposed materials
0.2	-4.0	-11.3	-5.1	9.4	-4.9	Manufacture of writing and drawing ink
						Manufacture of other chemical products n.e.c.
4.2	2.6	-4.7	-18.7	6.6	-11.3	Other industry
11.8	4.6	0.7	0.9	9.8	1.9	Manufacture of pharmaceuticals, medicinal chemical and botanical products
						Manufacture of medicinal active substances to be used for their pharmacological properties in the manufacture of medicaments
11.9	3.9	-1.2	-2.8	9.3	-0.8	
11.4	7.1	7.9	14.7	11.6	12.4	Other industry
0.0	0.5	-5.7	-1.2	0.2	-1.6	Manufacture of rubber products
14.1	41.6	23.4	20.8	7.6	26.2	Manufacture of rubber tyres for vehicles
19.3	25.3	23.6	29.3	15.8	26.8	Manufacture of interchangeable tyre treads and retreading rubber tyres
						Manufacture of other products of natural or synthetic rubber, unvulcanized, vulcanized or hardened
11.6	6.3	3.4	0.4	7.9	4.1	Rubber remilling and latex processing
-6.4	-8.2	-14.8	-7.0	-3.0	-9.1	Manufacture of rubber gloves
-0.1	-3.1	-5.4	-1.2	-2.5	-3.4	Manufacture of other rubber products n.e.c.
8.6	8.0	2.3	-0.3	4.2	2.9	Manufacture of plastics products
						Manufacture of semi-manufactures of plastic products
10.4	14.0	1.7	-3.8	1.9	2.2	Manufacture of finished plastic products
26.2	36.8	27.4	15.6	15.0	21.3	Manufacture of plastic articles for the packing of goods
12.4	16.9	25.8	15.9	4.7	18.0	Manufacture of builders' plastics ware
1.3	-1.7	-1.9	-4.1	5.5	-2.4	Manufacture of plastic tableware, kitchenware and toilet articles
-2.8	-13.7	-14.6	-7.6	-0.2	-8.4	Manufacture of diverse plastic products n.e.c.
17.0	9.5	6.4	3.1	19.3	4.5	Manufacture of glass and glass products

Jadual Table **1.6b** : Gaji dan Upah yang Dibayar Sektor Pembuatan Mengikut Kumpulan: Perubahan Peratusan Tahunan (samb.)
: Salaries and Wages Paid of Manufacturing Sector by Group: Annual Percentage Change (cont.)

Kod Kumpulan Group code	Keterangan Kumpulan/Tempoh	2022										
		Jan.	Feb.	Mac	Apr.	Mei	Jun	Jul.	Ogo.	Sep.	Okt.	Nov.
162	Pembuatan produk daripada kayu, gabus, jerami dan bahan jalinan lain	10.3	11.0	9.5	9.7	10.6	11.9	10.3	9.0	3.1	3.4	3.3
16211	Pembuatan kepingan venier dan papan lapis	12.8	12.5	10.9	11.2	11.8	12.3	10.5	10.9	1.2	0.9	3.4
16212	Pembuatan papan partikel dan papan gentian	26.7	29.7	29.0	32.6	20.6	22.4	24.6	21.7	11.5	9.6	2.3
16221	Pertukangan kayu untuk jurubina	4.8	3.7	2.1	0.3	4.6	7.5	6.3	4.3	3.9	6.8	5.2
	Industri lain	-1.0	2.4	1.3	1.8	6.9	8.1	4.0	-0.3	1.6	2.1	1.4
170	Pembuatan kertas dan produk kertas	4.0	5.9	1.3	1.2	3.0	4.4	6.1	5.8	3.5	3.3	2.7
17010	Pembuatan pulpa, kertas dan kertas tebal	17.6	17.3	14.3	15.2	15.8	20.3	16.0	17.2	9.6	6.2	0.2
17020	Pembuatan kertas gelugur dan kertas tebal dan bekas daripada kertas dan kertas tebal	4.9	0.6	-5.7	-0.6	-0.1	0.3	9.0	7.5	6.8	6.1	8.0
17091	Pembuatan sampul surat dan kad surat	2.4	-9.9	-10.5	-11.6	-11.4	-11.3	-11.1	-11.0	-8.4	-7.5	-9.6
17092	Pembuatan kertas kegunaan rumah dan pembersih peribadi	-4.1	25.4	17.8	3.5	9.4	5.4	7.0	7.2	4.6	4.3	1.6
17093	Pembuatan kertas bergam atau pelekat yang berjalur atau bergulung dan label dan kertas dinding	-12.6	-10.3	-12.2	-13.0	-9.6	-4.6	-15.9	-14.3	-16.5	-13.2	-12.3
	Industri lain	23.6	9.5	9.7	10.6	9.7	14.5	17.0	14.6	13.8	13.8	12.1
181 & 182	Percetakan, aktiviti perkhidmatan berkaitan percetakan dan penerbitan semua media rakaman	1.6	1.3	1.0	0.5	0.6	4.7	6.0	5.8	9.1	9.3	8.6
18110	Percetakan	1.5	1.8	1.9	1.5	1.1	5.1	6.2	6.1	10.2	10.5	8.9
18120	Aktiviti perkhidmatan berkaitan percetakan &	2.4	-1.0	-3.3	-4.7	-1.8	2.5	4.7	4.0	3.5	3.0	7.0
18200	Penerbitan semua media rakaman											
192 (19201 & 19202)	Pembuatan produk petroleum bertapis	0.2	2.5	2.7	2.5	3.1	0.2	2.5	3.9	0.2	0.3	0.4
201	Pembuatan kimia asas, baja dan sebatian nitrogen, plastik dan getah sintetik dalam bentuk primer	4.2	4.4	5.6	6.1	8.6	2.0	3.7	2.3	1.7	5.6	7.2
20111	Pembuatan gas perindustrian atau perubatan bukan organik dalam bentuk cecair atau mampat	30.1	35.5	33.2	32.3	31.0	30.8	32.3	35.8	34.6	35.6	22.0
20112	Pembuatan kimia organik asas &	8.1	6.9	8.5	7.2	14.2	2.8	4.9	5.4	1.9	8.5	9.2
20113	Pembuatan sebatian bukan organik											
20121	Pembuatan baja &	-14.5	-8.4	-9.0	-10.9	-9.3	-16.0	-12.8	-18.5	-8.1	-5.7	1.3
20129	Pembuatan produk campuran nitrogen											
20131	Pembuatan plastik dalam bentuk primer	-3.0	-3.9	-0.3	3.2	0.2	-1.2	-1.8	-5.6	-5.8	-5.1	-0.1
	Industri lain	10.2	9.8	9.7	10.8	11.4	14.0	24.0	16.7	16.8	17.1	20.0
202 & 203	Pembuatan produk kimia lain dan serat buatan manusia	-0.8	-2.1	-2.9	-0.7	-2.1	-0.2	5.9	6.3	1.3	-0.04	-1.2
20210	Pembuatan racun perosak dan produk agrokimia lain	2.8	2.5	13.2	19.4	4.8	3.4	2.3	-0.3	6.3	13.1	9.1
20221	Pembuatan cat, varnis dan penyadur dan mastik	2.8	12.2	10.4	6.8	0.1	6.0	3.3	7.6	3.2	5.3	4.7
20222	Pembuatan dakwat cetak	-17.6	-18.2	-25.8	-19.9	-13.5	-13.8	-12.8	-10.8	-11.7	-10.2	-13.6
20231	Pembuatan sabun dan bahan pencuci, penyediaan membersihkan dan mengilat &	-10.5	-9.0	-10.1	-8.9	-13.4	-9.6	-3.6	1.8	-6.8	-4.1	-2.7
20232	Pembuatan pewangi dan penyediaan dandanan diri											
20291	Pembuatan plat fotografi, filem, sensitized paper dan other sensitized unexposed materials &	14.6	5.2	4.9	5.7	11.2	10.4	24.9	18.3	11.9	1.1	-1.3
20292	Pembuatan dakwat menulis dan melukis &											
20299	Pembuatan produk kimia lain t.t.t.l.											
	Industri lain	2.3	3.6	3.8	7.6	5.8	8.2	11.9	9.4	9.8	8.0	2.2
210	Pembuatan produk farmaseutikal, kimia perubatan dan botani	10.5	7.8	8.2	8.3	8.5	9.1	9.9	10.0	11.0	11.7	12.3
21001	Pembuatan bahan aktif ubat-ubatan untuk digunakan oleh bidang farmakologi dalam pembuatan ubat-ubatan	9.6	5.8	7.2	7.5	8.3	7.4	11.3	10.1	11.5	12.3	11.2
	Industri lain	14.4	16.0	12.4	11.5	9.5	16.3	5.1	9.7	9.1	9.2	16.6
221	Pembuatan produk getah	0.6	3.5	2.2	3.9	2.5	-4.5	-2.8	-2.3	-1.1	-1.5	4.8
22111	Pembuatan tayar getah untuk kenderaan	2.1	1.8	1.1	0.3	3.2	6.5	6.6	16.5	14.1	12.8	17.8
22112	Pembuatan bunga tayar yang boleh ditukar ganti dan tayar celup	8.5	8.1	7.5	8.4	11.6	25.2	24.8	24.1	18.3	18.1	19.8
22191	Pembuatan produk lain daripada getah asli atau sintetik, tidak divulkan, divulkan atau dikeraskan &	3.1	3.4	3.5	5.9	4.0	8.9	9.3	11.4	11.6	10.8	15.6
22193	Pengilangan semula getah dan prosesan susu getah											
22192	Pembuatan sarung tangan getah	6.6	10.8	9.5	10.3	1.5	-12.2	-10.2	-12.3	-9.6	-9.7	0.1
22199	Pembuatan produk getah lain yang t.t.t.l.	-15.6	-11.6	-14.5	-10.6	2.4	5.8	5.8	10.0	5.3	4.6	1.0
222	Pembuatan produk plastik	0.3	-1.2	0.1	0.5	1.0	5.2	9.3	9.2	8.7	7.7	6.7
22201	Pembuatan produk plastik separa siap &	-2.0	-5.2	-2.2	-2.1	-0.6	1.9	7.9	6.4	5.3	6.6	5.8
22202	Pembuatan produk plastik siap											
22203	Pembuatan artikel plastik untuk pembungkusan barangan	7.6	6.9	8.6	9.1	10.4	12.6	19.3	19.8	19.2	25.6	25.8
22204	Pembuatan barangan plastik jurubina	-2.6	-4.3	-3.9	-2.6	-1.2	3.4	14.1	17.6	13.9	14.2	9.6
22205	Pembuatan pinggan mangkuk, peralatan dapur dan barangan tandas daripada plastik	4.3	4.9	4.6	5.3	2.6	8.5	13.2	6.6	6.0	2.6	2.0
22209	Pembuatan pelbagai produk plastik t.t.t.l.	-2.3	-2.7	-3.8	-3.1	-3.5	3.1	3.6	5.6	6.3	-1.3	-3.4
231 (23101 & 23102 & 23109)	Pembuatan kaca dan produk kaca	25.5	18.3	17.8	14.6	17.2	15.5	21.4	28.7	20.4	15.9	18.6

2023												Group Description/Period
Dis.	Jan.	Feb.	Mar.	Apr.	Mei	Jun	Jul.	Ogo.	Sep.	Okt.	Nov.	
4.5	4.1	7.2	6.5	6.3	6.1	5.8	5.6	6.4	5.8	5.9	6.1	Manufacture of products of wood, cork, straw and plaiting materials
1.2	0.4	4.6	3.9	5.4	5.6	4.1	5.9	3.6	2.1	2.9	2.9	Manufacture of veneer sheets and plywood
6.0	9.1	9.8	5.6	4.0	4.2	-2.2	4.3	10.5	10.1	11.5	15.9	Manufacture of particle board and fibreboard
14.0	14.2	14.4	14.2	14.6	12.6	17.2	10.2	13.6	12.8	9.2	9.7	Manufacture of builders' carpentry
2.1	-2.3	3.4	4.9	0.6	0.7	3.3	-0.2	1.8	4.7	6.4	3.2	Other industry
7.7	4.1	5.0	4.9	1.8	1.7	0.8	0.7	1.1	2.1	3.2	1.3	Manufacture of paper and paper products
0.1	-14.5	-4.3	-9.8	-15.4	-30.3	-33.3	-28.6	-26.5	-23.9	-21.4	-21.4	Manufacture of pulp, paper and paperboard
10.5	10.2	14.3	14.4	9.0	10.8	9.2	11.0	7.6	8.6	9.9	6.2	Manufacture of corrugated paper and paperboard and of containers of paper and paperboard
-6.0	-6.2	-1.2	2.6	2.9	-1.6	-1.9	-6.0	-5.4	-3.9	-1.1	2.8	Manufacture of envelopes and letter-card
17.9	20.0	6.2	8.3	-0.9	7.2	6.7	-4.0	4.7	5.2	7.3	6.8	Manufacture of household and personal hygiene paper
-13.2	-12.3	-14.0	-14.3	-5.8	-4.4	-4.0	-0.5	-2.9	-7.0	-8.2	-9.9	Manufacture of gummed or adhesive paper in strips or rolls and labels and wall paper
23.2	6.1	8.7	9.3	9.6	9.5	12.9	12.3	13.3	17.4	18.2	16.1	Other industry
3.0	5.1	4.5	4.7	6.6	8.2	7.1	7.4	8.0	7.9	5.5	4.7	Printing, service activities related to printing and reproduction of recorded media
3.6	5.3	5.1	5.0	7.3	8.0	6.5	7.3	7.8	8.1	5.3	5.6	Printing
												Service activities related to printing
-0.2	4.0	1.3	3.1	3.0	9.6	10.8	8.2	8.8	7.1	6.8	0.1	Reproduction of recorded media
1.2	8.1	7.3	7.6	8.3	8.0	5.1	2.8	4.1	1.1	6.0	6.3	Manufacture of refined petroleum products
5.4	9.0	6.1	8.9	6.9	-0.5	-1.2	-3.1	-4.5	-5.4	-4.3	-3.4	Manufacture of basic chemicals, fertilizer and nitrogen compounds, plastics and synthetic rubber in primary forms
21.9	7.6	26.9	34.2	12.3	15.6	9.8	21.1	16.2	23.0	24.9	32.3	Manufacture of liquefied or compressed inorganic industrial or medical gases
												Manufacture of basic organic chemicals
8.2	10.6	6.5	10.0	10.1	-3.5	-3.0	-7.7	-10.8	-13.6	-12.0	-8.2	Manufacture of inorganic compounds
												Manufacture of fertilizers
0.7	6.4	-13.2	-11.8	-0.6	-2.2	-2.5	-7.7	-6.9	-8.5	-9.0	-12.6	Manufacture of associated nitrogen products
-4.5	5.6	5.7	7.8	2.6	2.7	1.0	2.3	3.7	4.0	4.2	-0.4	Manufacture of plastics in primary forms
20.4	20.5	6.0	1.2	0.6	-15.8	-14.7	-21.5	-17.3	-15.1	-14.3	-19.9	Other industry
2.6	-0.9	2.7	-0.9	2.6	3.6	4.2	4.1	6.6	7.0	7.2	4.7	Manufacture of other chemical products and man-made fibres
16.5	-1.5	10.5	11.2	10.0	26.3	33.5	25.9	19.6	14.9	22.0	17.3	Manufacture of pesticides and other agrochemical products
12.3	-3.5	22.3	5.6	14.1	21.8	20.9	16.8	30.8	26.5	21.6	17.1	Manufacture of paints, varnishes and similar coatings ink and mastics
-13.0	-13.3	-13.7	-12.2	-12.6	-5.9	-6.1	-5.2	-7.4	-9.0	-11.4	-11.2	Manufacture of printing ink
												Manufacture of soap and detergents, cleaning and polishing preparations
2.0	2.8	5.1	0.7	11.3	10.6	10.2	12.8	11.3	8.1	6.7	3.0	Manufacture of perfumes and toilet preparations
												Manufacture of photographic plates, films, sensitized paper and other sensitized unexposed materials
0.9	0.2	-6.1	-6.2	-8.2	-13.0	-12.7	-11.2	-5.1	1.7	4.0	3.2	Manufacture of writing and drawing ink
												Manufacture of other chemical products n.e.c.
2.5	2.9	8.9	-4.1	-3.2	-4.6	-6.2	-0.2	-26.2	-30.0	-33.5	-28.4	Other industry
11.6	6.7	3.2	3.8	1.1	0.6	0.3	0.8	1.2	0.6	0.7	2.3	Manufacture of pharmaceuticals, medicinal chemical and botanical products
12.2	6.4	2.7	2.6	0.5	-2.2	-1.9	-2.6	-2.2	-3.7	-5.2	-2.3	Manufacture of medicinal active substances to be used for their pharmacological properties in the manufacture of medicaments
8.7	7.7	5.1	8.5	3.3	11.6	8.8	13.4	13.6	17.1	25.5	20.1	Other industry
-3.0	-3.7	2.4	3.0	-0.9	-6.2	-9.1	-3.7	-0.2	0.4	1.7	1.0	Manufacture of rubber products
11.6	44.6	58.7	24.3	41.2	17.6	14.2	22.2	19.9	20.4	20.4	19.6	Manufacture of rubber tyres for vehicles
20.1	17.5	28.2	29.8	22.2	26.1	22.4	27.6	29.9	30.4	28.2	30.7	Manufacture of interchangeable tyre treads and retreading rubber tyres
												Manufacture of other products of natural or synthetic rubber, unvulcanized, vulcanized or hardened
8.8	5.3	5.5	8.0	6.9	4.1	-0.7	2.0	-0.5	-0.1	8.6	7.8	Rubber remilling and latex processing
-9.2	-14.9	-4.6	-4.8	-9.9	-15.9	-17.7	-12.6	-4.3	-3.8	-3.8	-4.7	Manufacture of rubber gloves
-5.4	-5.6	-7.6	4.2	-7.5	-3.6	-5.0	1.3	-2.8	-2.0	-3.8	-4.3	Manufacture of other rubber products n.e.c.
11.3	10.8	8.8	4.7	4.7	1.4	0.9	0.7	-1.1	-0.5	0.4	3.0	Manufacture of plastics products
												Manufacture of semi-manufactures of plastic products
19.1	20.3	19.7	2.7	5.4	-1.6	1.5	-4.3	-4.5	-2.7	-4.7	-3.3	Manufacture of finished plastic products
27.1	37.1	36.6	36.7	29.5	27.4	25.3	27.1	9.7	10.0	1.3	2.3	Manufacture of plastic articles for the packing of goods
13.4	13.2	18.3	19.2	18.5	29.1	30.1	27.1	9.9	10.7	10.9	10.9	Manufacture of builders' plastics ware
-0.6	-1.1	-0.7	-3.2	-2.3	-2.1	-1.4	-5.4	-2.4	-4.6	-1.1	-1.8	Manufacture of plastic tableware, kitchenware and toilet articles
-3.6	-11.4	-15.4	-14.3	-12.5	-14.4	-16.8	-12.4	-5.3	-5.0	5.3	11.6	Manufacture of diverse plastic products n.e.c.
16.5	12.0	9.4	7.1	7.9	4.5	7.0	4.4	4.9	0.1	-1.4	-3.9	Manufacture of glass and glass products

Jadual Table **1.6b** : Gaji dan Upah yang Dibayar Sektor Pembuatan Mengikut Kumpulan: Perubahan Peratusan Tahunan
 : *Salaries and Wages Paid of Manufacturing Sector by Group: Annual Percentage Change*

Kod Kumpulan Group code	Keterangan Kumpulan/Tempoh	2021	2022	2022		
				Q1	Q2	Q3
239	Pembuatan pengeluaran galian bukan logam t.t.t.l.	-0.3	3.5	0.9	3.1	6.2
23911	Pembuatan mortar refraktori dan konkrit					
&						
23921	Pembuatan seramik bukan refraktori	-11.4	-14.7	-21.8	-16.9	-14.3
23930	Pembuatan produk porselin dan seramik lain	-0.6	7.4	5.0	11.4	10.9
23941	Pembuatan simen hidrolik	-5.2	-3.3	-3.7	-8.8	-0.1
23951	Pembuatan konkrit dan mortar siap bancuh dan bancuhan kering	3.2	7.5	6.6	8.1	10.9
23952	Pembuatan konkrit pratuangan, simen atau artikel batu buatan yang digunakan dalam pembinaan;					
&						
23953	Pembuatan komponen struktur pasang siap untuk bangunan atau kejuruteraan awam dari simen, batu atau konkrit buatan	2.2	2.1	-0.8	2.0	4.8
&	Pembuatan artikel konkrit, simen dan plaster lain t.t.t.l.					
23959						
23990	Pembuatan produk mineral bukan logam lain t.t.t.l.	-4.7	11.4	10.0	14.9	13.9
	Industri lain	8.1	12.0	9.8	9.5	16.0
241 (24101 & 24102 & 24103 & 24104 & 24109)	Pembuatan besi dan keluli asas	-0.5	7.2	7.0	11.5	8.2
242 (24201 & 24202 & 24209)	Pembuatan logam asas berharga dan logam bukan ferus lain	4.5	-1.9	2.6	-4.9	-1.8
243	Pengacuan logam	2.2	0.4	-0.2	-0.2	2.3
251 & 252	Pembuatan produk struktur logam, tangki, takungan, penjana wap, senjata dan peluru	-1.6	0.7	-2.8	1.7	2.1
25113	Pembuatan pintu, tingkap dan bingkai, penutup tingkap dan pintu pagar daripada logam	-10.6	-4.4	-10.7	-5.0	-2.0
25119	Pembuatan produk struktur logam lain					
25120	Pembuatan tangki, takungan dan kontena daripada logam	17.5	9.3	14.6	15.1	7.3
	Industri lain	-2.8	-1.0	-10.1	-4.3	4.8
259	Pembuatan lain-lain produk yang direka daripada logam; aktiviti perkhidmatan kerja logam	4.9	3.7	4.5	5.7	4.8
25910	Tempaan, tekanan, hentakan dan bentuk gelekkan logam; serbuk metalurgi	7.4	-1.8	-0.02	-0.4	-2.6
25920	Rawatan dan penyalutan logam; menggunakan mesin	13.0	1.3	0.8	2.6	3.8
25991	Pembuatan tin untuk produk makanan dan minuman, tiub dan kotak boleh dilipat	2.4	13.4	5.9	14.7	18.9
25992	Pembuatan kabel, plaited bands (jalur/pita berpintal) dan artikel seumpamanya daripada logam	10.2	14.2	21.6	22.3	14.6
&						
25993	Pembuatan bolt, skru, nat dan produk uliran seumpamanya					
25994	Pembuatan barangan rumah daripada logam	-8.1	-7.2	-18.0	-10.7	2.8
25999	Pembuatan produk lain yang direka daripada logam t.t.t.l.	2.5	5.0	2.8	5.6	7.1
	Industri lain	-13.3	-29.1	-19.6	-29.6	-35.4
261	Pembuatan komponen dan papan elektronik	5.8	3.5	4.6	2.7	4.3
26101	Pembuatan diod, transistor dan alatan semikonduktor yang seumpamanya					
&						
26102	Pembuatan litar elektronik bersepadu dengan pemasangan mikro	6.5	1.8	4.5	1.5	1.4
26103	Pembuatan kapasitor dan perintang elektrik					
&						
26104	Pembuatan papan litar bercetak	7.0	7.2	5.9	5.3	10.7
&						
26105	Pembuatan komponen paparan					
26109	Pembuatan komponen lain untuk aplikasi elektronik	-10.7	2.4	-3.0	4.1	5.5
262 (26201 & 26202)	Pembuatan komputer dan kelengkapan peranti	9.8	5.7	3.0	10.1	5.5
263/ 26300	Pembuatan peralatan komunikasi	-5.8	18.5	27.4	14.5	17.3
264/ 26400	Pembuatan peralatan elektronik pengguna	-4.3	17.7	17.2	20.3	24.7
265	Pembuatan kelengkapan mengukur, menguji, memandu arah dan kawalan; jam tangan dan jam	5.7	44.8	27.4	45.4	53.7
26511	Pembuatan kelengkapan mengukur, menguji, memandu arah dan kawalan	6.8	48.2	28.4	49.5	57.7
&						
26512	Pembuatan kelengkapan kawalan proses perindustrian					
26520	Pembuatan jam tangan dan jam dan bahagiannya	-4.6	11.3	17.4	7.0	14.2
266/ 26600	Pembuatan peralatan penyinaran, perubatan elektro dan elektroterapeutik	15.4	4.5	10.0	-0.3	-0.6

2023		2022		2023		Group Description/Period
Q4	Q1	Q2	Q3	(Jan. - Nov.)	(Jan. - Nov.)	
3.8	0.1	0.1	2.7	3.5	1.8	Manufacture of non-metallic mineral products Manufacture of refractory mortars and concretes
-4.7	1.1	2.9	3.3	-16.1	2.7	Manufacture of non-refractory ceramic
2.6	-15.2	-18.1	-12.5	8.4	-14.7	Manufacture of other porcelain and ceramic products
-0.1	5.1	7.1	6.9	-3.8	5.9	Manufacture of hydraulic cement
4.7	-3.4	-6.7	-5.2	8.4	-4.4	Manufacture of ready-mix and dry-mix concrete and mortars
						Manufacture of precast concrete, cement or artificial stone articles for use in construction
2.5	0.9	3.3	6.5	1.9	4.6	Manufacture of prefabricated structural components for building or civil engineering of cement, concrete or artificial stone
						Manufacture of other articles of concrete, cement and plaster n.e.c.
7.4	6.1	6.5	11.2	12.4	9.5	Manufacture of other non-metallic mineral products n.e.c.
12.9	-1.0	-4.7	-2.9	12.1	-2.3	Other industry
2.5	1.5	0.7	1.9	7.7	1.2	Manufacture of basic iron and steel
-3.4	7.9	7.9	3.1	-1.8	5.5	Manufacture of basic precious and other non-ferrous metals
-0.5	-3.7	-2.0	-6.8	0.3	-4.2	Casting of metals
1.9	4.1	6.0	6.2	0.5	4.7	Manufacture of structural metal products, tanks, reservoirs , steam generators , weapons and ammunition
0.8	5.7	9.2	9.3	-5.1	6.7	Manufacture of metal doors, windows and their frames, shutters and gates
1.7	1.3	2.5	2.4	10.1	2.1	Manufacture of other structural metal products
7.5	6.0	3.5	5.2	-1.8	4.4	Manufacture of tanks, reservoirs and containers of metal
						Other industry
0.0	4.1	4.4	6.2	4.0	5.5	Manufacture of other fabricated metal products; metal working service activities
-4.3	-5.0	-5.3	0.8	-1.6	-1.9	Forging, pressing, stamping and roll-forming of metal; powder metallurgy
-1.6	-2.9	-4.7	-5.0	1.8	-5.2	Treatment and coating of metals; machining
14.5	19.8	16.7	16.5	13.4	17.3	Manufacture of tins and cans for food products, collapsible tubes and boxes
1.3	5.1	12.6	10.4	15.3	9.8	Manufacture of metal cable, plaited bands and similar articles
-0.4	1.2	-5.3	-1.0	-7.8	-0.3	Manufacture of bolts, screws, nuts and similar threaded products
4.6	10.3	2.3	3.2	5.3	5.6	Manufacture of metal household articles
-32.8	-10.2	11.7	27.2	-29.0	11.9	Manufacture of any other fabricated metal products n.e.c.
						Other industry
2.3	1.5	3.2	-1.2	3.7	0.8	Manufacture of electronic components and boards
-0.1	1.2	1.1	0.9	2.1	0.8	Manufacture of diodes, transistors and similar semiconductor devices
						Manufacture of electronic integrated circuits micro assemblies
						Manufacture of electrical capacitors and resistors
7.2	2.3	7.9	-5.2	7.2	0.9	Manufacture of printed circuit boards
						Manufacture of display components
3.6	-0.7	0.9	-4.3	1.9	-1.1	Manufacture of other components for electronic applications
4.6	0.9	0.9	4.7	5.5	2.8	Manufacture of computers and peripheral equipment
16.0	8.7	0.8	-4.8	18.8	0.2	Manufacture of communication equipment
9.5	-0.1	-4.9	-1.2	18.8	-0.7	Manufacture of consumer electronics
51.6	20.8	29.5	23.7	44.5	22.8	Manufacture of measuring, testing, navigating and control equipment; watches and clocks
56.0	22.2	31.3	24.6	47.8	23.9	Manufacture of measuring, testing, navigating and control equipment
						Manufacture of industrial process control equipment
7.1	6.6	6.1	11.3	12.4	8.1	Manufacture of watches and clocks and parts
9.9	7.2	4.3	-8.0	2.1	-0.5	Manufacture of irradiation, electromedical and electrotherapeutic equipment

Jadual Table **1.6b** : Gaji dan Upah yang Dibayar Sektor Pembuatan Mengikut Kumpulan: Perubahan Peratusan Tahunan (samb.)
: Salaries and Wages Paid of Manufacturing Sector by Group: Annual Percentage Change (cont.)

Kod Kumpulan Group code	Keterangan Kumpulan/Tempoh	2022										
		Jan.	Feb.	Mac	Apr.	Mei	Jun	Jul.	Ogo.	Sep.	Okt.	Nov.
239	Pembuatan pengeluaran galian bukan logam t.t.t.l.	0.6	1.0	1.1	1.2	0.9	7.5	7.4	5.7	5.4	5.5	3.0
23911	Pembuatan mortar refraktori dan konkrit											
&												
23921	Pembuatan seramik bukan refraktori	-26.6	-19.9	-18.7	-21.9	-15.2	-13.2	-11.8	-15.1	-15.9	-15.0	-1.0
23930	Pembuatan produk porselin dan seramik lain	-6.4	16.5	6.5	10.3	9.1	15.0	13.3	10.7	9.0	6.1	5.4
23941	Pembuatan simen hidraulik	3.2	-4.3	-9.9	-12.7	-9.0	-4.5	2.0	-3.4	1.2	-1.7	-1.0
23951	Pembuatan konkrit dan mortar siap bancuh dan bancuhan kering	6.4	6.5	6.9	11.3	4.5	8.5	9.3	12.8	10.8	12.6	3.2
23952	Pembuatan konkrit pratuangan, simen atau artikel batu buatan yang digunakan dalam pembinaan;											
&												
23953	Pembuatan komponen struktur pasang siap untuk bangunan atau kejuruteraan awam dari simen, batu atau konkrit buatan	1.1	-2.2	-1.2	-1.7	-1.7	10.0	6.8	3.7	3.8	4.1	-0.04
&	Pembuatan artikel konkrit, simen dan plaster lain t.t.t.l.											
23959												
23990	Pembuatan produk mineral bukan logam lain t.t.t.l.	8.7	9.4	12.1	13.6	14.1	16.8	15.8	13.8	12.3	12.4	8.1
	Industri lain	8.5	10.4	10.6	8.6	6.9	13.4	17.5	15.8	14.8	14.6	13.1
241 (24101 & 24102 & 24103 & 24104 & 24109)	Pembuatan besi dan keluli asas	5.9	6.6	8.5	10.2	11.9	12.4	11.9	9.8	3.4	3.5	2.0
242 (24201 & 24202 & 24209)	Pembuatan logam asas berharga dan logam bukan ferus lain	6.9	6.9	-5.7	-4.3	-5.8	-4.6	-2.4	0.7	-3.7	-4.4	-2.5
243	Pengacuan logam	1.1	1.9	-3.3	-0.3	-1.1	1.0	5.8	1.6	-0.3	-1.4	-1.2
251 & 252	Pembuatan produk struktur logam, tangki, takungan, penjana wap, senjata dan peluru	-0.7	-3.3	-4.4	-1.4	0.4	6.4	2.5	3.2	0.8	0.3	2.4
25113	Pembuatan pintu, tingkap dan bingkai, penutup tingkap dan pintu pagar daripada logam	-10.0	-10.6	-11.6	-8.6	-6.6	0.9	-1.8	-3.6	-0.6	-1.6	1.2
25119	Pembuatan produk struktur logam lain											
25120	Pembuatan tangki, takungan dan kontena daripada logam	20.6	12.3	11.2	14.3	15.2	15.8	7.6	11.2	3.3	2.1	1.6
	Industri lain	-7.8	-10.6	-11.9	-9.0	-6.5	3.2	5.7	9.3	-0.5	3.3	10.7
259	Pembuatan lain-lain produk yang direka daripada logam; aktiviti perkhidmatan kerja logam	4.0	3.2	6.3	4.6	5.7	6.9	7.4	7.5	-0.1	0.04	-0.05
25910	Tempaan, tekanan, hentakan dan bentuk gelekkan logam; serbuk metalurgi	-3.6	2.1	1.7	0.5	1.3	-3.0	-2.9	-1.1	-3.8	-4.4	-4.8
25920	Rawatan dan penyalutan logam; menggunakan mesin	0.6	1.1	0.7	1.3	0.8	5.6	5.3	3.8	2.2	-0.4	-1.1
25991	Pembuatan tin untuk produk makanan dan minuman, tiub dan kotak boleh dilipat	2.3	0.1	16.8	12.2	14.5	17.4	19.0	19.3	18.5	15.4	14.2
25992	Pembuatan kabel, plaited bands (jalur/pita berpintal) dan artikel seumpamanya daripada logam	25.3	19.3	20.4	17.4	24.3	25.2	28.5	25.5	-4.2	-0.1	0.6
&												
25993	Pembuatan bolt, skru, nat dan produk uliran seumpamanya											
25994	Pembuatan barangan rumah daripada logam	-13.4	-22.7	-17.6	-18.0	-13.8	1.3	3.2	3.0	2.3	-0.2	-0.9
25999	Pembuatan produk lain yang direka daripada logam t.t.t.l.	2.7	1.1	4.8	3.6	5.8	7.6	7.2	7.5	6.5	6.0	5.8
	Industri lain	-17.6	-22.3	-19.3	-16.5	-36.9	-35.6	-38.2	-34.2	-33.7	-33.9	-34.1
261	Pembuatan komponen dan papan elektronik	6.0	3.2	4.7	4.0	3.2	1.0	3.1	3.5	6.2	3.7	1.6
26101	Pembuatan diod, transistor dan alatan semikonduktor yang seumpamanya											
&												
26102	Pembuatan litar elektronik bersepadu dengan pemasangan mikro	7.3	3.0	3.3	3.6	2.6	-1.6	1.6	-0.3	2.8	2.0	-0.9
26103	Pembuatan kapasitor dan perintang elektrik											
&												
26104	Pembuatan papan litar bercetak	5.3	4.9	7.6	4.8	4.7	6.6	6.0	11.9	14.4	7.6	7.2
&												
26105	Pembuatan komponen paparan											
26109	Pembuatan komponen lain untuk aplikasi elektronik	-7.0	-7.4	5.7	4.8	2.1	5.6	6.5	8.1	2.2	1.8	1.4
262 (26201 & 26202)	Pembuatan komputer dan kelengkapan peranti	2.0	1.6	5.5	8.7	11.3	10.4	9.3	6.6	1.4	-0.4	6.5
263/ 26300	Pembuatan peralatan komunikasi	23.3	35.2	24.5	16.7	16.3	10.3	19.1	19.1	13.8	13.2	18.7
264/ 26400	Pembuatan peralatan elektronik pengguna	8.6	27.3	17.8	18.6	16.9	25.4	28.7	30.4	16.1	9.9	12.3
265	Pembuatan kelengkapan mengukur, menguji, memandu arah dan kawalan; jam tangan dan jam	17.4	27.3	37.7	31.7	41.6	63.7	53.3	53.9	53.7	55.2	53.8
26511	Pembuatan kelengkapan mengukur, menguji, memandu arah dan kawalan	16.3	28.8	40.5	34.5	45.2	70.0	57.5	57.8	57.7	59.1	58.5
&												
26512	Pembuatan kelengkapan kawalan proses perindustrian											
26520	Pembuatan jam tangan dan jam dan bahagiannya	28.8	13.5	10.3	5.2	8.2	7.7	13.1	15.6	14.0	15.2	6.4
266/ 26600	Pembuatan peralatan penyinaran, perubatan elektro dan elektroterapeutik	18.2	12.0	1.8	1.3	2.1	-4.0	-2.2	-0.2	0.6	0.5	-2.0

2023												Group Description/Period
Dis.	Jan.	Feb.	Mac	Apr.	Mei	Jun	Jul.	Ogo.	Sep.	Okt.	Nov.	
2.9	2.1	-0.2	-1.5	-1.5	1.1	0.8	0.9	2.5	4.6	4.4	6.4	Manufacture of non-metallic mineral products
												<i>Manufacture of refractory mortars and concretes</i>
3.2	3.4	-0.2	0.3	3.1	-0.5	6.2	-0.5	4.6	5.8	4.6	2.4	<i>Manufacture of non-refractory ceramic</i>
-3.5	5.0	-27.0	-22.3	-17.9	-17.2	-19.3	-12.6	-12.3	-12.5	-13.8	-10.3	<i>Manufacture of other porcelain and ceramic products</i>
2.2	2.1	8.0	5.6	5.2	8.3	7.8	7.2	8.5	5.0	3.5	3.7	<i>Manufacture of hydraulic cement</i>
-1.0	-1.3	0.02	-8.6	-8.9	-5.3	-5.8	-6.3	-7.5	-1.9	-4.5	2.7	<i>Manufacture of ready-mix and dry-mix concrete and mortars</i>
												<i>Manufacture of precast concrete, cement or artificial stone articles for use in construction</i>
3.7	3.2	-1.9	1.3	2.6	4.6	2.6	4.9	6.4	8.1	8.6	9.6	<i>Manufacture of prefabricated structural components for building or civil engineering of cement, concrete or artificial stone</i>
												<i>Manufacture of other articles of concrete, cement and plaster n.e.c.</i>
2.8	3.5	8.4	6.4	6.8	6.9	5.9	6.1	13.3	14.1	15.6	17.3	<i>Manufacture of other non-metallic mineral products n.e.c.</i>
11.0	0.9	0.7	-4.4	-10.9	-2.0	0.1	-3.1	-4.4	-1.1	1.0	-0.5	<i>Other industry</i>
2.0	3.7	2.0	-1.0	-0.2	2.3	-0.01	1.9	2.4	1.4	0.7	0.3	Manufacture of basic iron and steel
-3.3	3.4	8.3	12.5	9.8	7.1	6.9	6.0	1.0	2.3	1.4	1.7	Manufacture of basic precious and other non-ferrous metals
1.2	1.6	-7.1	-5.6	-2.6	-3.4	0.2	-8.7	-5.6	-6.0	-3.6	-5.8	Casting of metals
2.9	1.2	4.7	6.6	5.1	6.1	6.9	6.3	8.3	4.1	2.4	0.4	Manufacture of structural metal products, tanks, reservoirs , steam generators , weapons and ammunition
												<i>Manufacture of metal doors, windows and their frames, shutters and gates</i>
2.8	0.3	6.7	10.6	6.4	8.4	13.0	11.0	13.8	3.5	2.5	-1.0	<i>Manufacture of other structural metal products</i>
1.5	1.2	1.5	1.3	3.4	3.2	0.9	1.3	2.2	3.7	1.2	2.7	<i>Manufacture of tanks, reservoirs and containers of metal</i>
8.4	5.7	5.9	6.3	4.8	4.7	1.0	2.1	5.3	8.4	5.8	-0.6	<i>Other industry</i>
-0.07	1.8	6.3	4.3	4.6	4.5	4.0	5.0	5.7	7.8	8.6	7.8	Manufacture of other fabricated metal products; metal working service activities
												<i>Forging, pressing, stamping and roll-forming of metal; powder metallurgy</i>
-3.8	-3.5	-5.7	-5.8	-5.1	-5.8	-4.9	-0.8	0.1	3.2	4.0	4.2	<i>Treatment and coating of metals; machining</i>
-3.1	-2.9	-2.3	-3.6	-1.2	-5.5	-7.2	0.1	-7.2	-8.1	-8.4	-11.9	<i>Manufacture of tins and cans for food products, collapsible tubes and boxes</i>
14.1	21.1	22.3	16.0	15.3	19.7	15.2	16.6	19.7	13.5	16.2	16.1	<i>Manufacture of metal cable, plaited bands and similar articles</i>
												<i>Manufacture of bolts, screws, nuts and similar threaded products</i>
3.5	0.03	8.1	7.3	15.3	11.6	11.0	8.4	9.6	13.4	13.0	11.7	<i>Manufacture of metal household articles</i>
-0.1	-0.6	6.1	-1.5	-0.9	-6.3	-8.5	-5.1	-1.9	4.3	7.1	6.2	<i>Manufacture of any other fabricated metal products n.e.c.</i>
2.3	10.6	11.2	9.0	2.3	2.1	2.5	1.1	2.5	5.8	7.6	7.0	<i>Other industry</i>
-30.6	-32.6	7.0	1.2	-2.3	21.3	20.9	20.3	25.9	35.2	33.9	34.5	<i>Other industry</i>
1.8	-0.3	0.4	4.4	3.0	3.9	2.7	-1.8	-0.7	-1.3	-1.2	-1.0	Manufacture of electronic components and boards
												<i>Manufacture of diodes, transistors and similar semiconductor devices</i>
-1.1	-1.3	-0.2	5.2	3.5	0.9	-0.9	0.5	1.9	0.3	0.2	-1.0	<i>Manufacture of electronic integrated circuits micro assemblies</i>
												<i>Manufacture of electrical capacitors and resistors</i>
7.0	1.9	1.1	3.9	3.0	10.6	10.4	-7.0	-4.5	-4.3	-4.2	-1.0	<i>Manufacture of printed circuit boards</i>
												<i>Manufacture of display components</i>
7.4	-1.1	3.2	-3.9	-3.0	-1.1	7.3	1.8	-11.8	-3.0	0.9	-1.0	<i>Manufacture of other components for electronic applications</i>
7.6	0.6	7.8	-5.6	2.2	5.3	-4.9	6.7	4.9	2.9	3.0	8.1	Manufacture of computers and peripheral equipment
15.6	10.8	8.1	7.3	-8.5	4.3	8.3	-8.0	-2.4	-4.0	-4.9	-6.8	Manufacture of communication equipment
6.5	-1.9	-4.0	5.8	-6.7	-3.3	-4.6	-2.4	-6.4	5.1	5.5	5.1	Manufacture of consumer electronics
46.8	21.4	23.5	17.9	29.2	30.9	28.6	28.9	21.1	21.3	18.5	12.0	Manufacture of measuring, testing, navigating and control equipment; watches and clocks
												<i>Manufacture of measuring, testing, navigating and control equipment</i>
51.4	23.4	25.1	18.5	30.7	33.0	30.4	30.0	22.0	22.1	19.1	12.4	<i>Manufacture of industrial process control equipment</i>
1.3	2.9	6.6	10.7	10.4	5.2	2.9	15.2	8.9	10.0	10.1	6.5	<i>Manufacture of watches and clocks and parts</i>
35.6	7.2	12.9	2.0	9.7	3.3	-0.03	-6.8	-9.2	-8.1	-7.9	-8.2	Manufacture of irradiation, electromedical and electrotherapeutic equipment

Jadual Table **1.6b** : Gaji dan Upah yang Dibayar Sektor Pembuatan Mengikut Kumpulan: Perubahan Peratusan Tahunan
 : *Salaries and Wages Paid of Manufacturing Sector by Group: Annual Percentage Change*

Kod Kumpulan Group code	Keterangan Kumpulan/Tempoh	2021	2022	2022		
				Q1	Q2	Q3
267 (26701 & 26702) & 268 (26800)	Pembuatan peralatan optikal, kelengkapan fotografi, media magnetik dan optikal	0.4	26.6	16.3	36.3	34.0
271	Pembuatan motor elektrik, penjana, transformer dan perkakasan pengagihan dan pengawalan elektrik	-1.2	-4.0	-3.0	-1.7	-2.5
	27101 Pembuatan motor elektrik, penjana dan transformer	3.0	5.2	12.5	8.2	3.1
	27102 Pembuatan perkakasan pengagihan dan pengawalan elektrik	-3.3	-8.9	-9.6	-7.5	-5.8
272/ 27200	Pembuatan bateri dan akumulator	3.5	10.0	21.1	8.4	1.3
273	Pembuatan pendawaian dan peranti pendawaian	13.5	13.0	12.1	14.5	17.3
	27310 Pembuatan kabel gentian optikal	-1.0	24.2	55.3	39.6	29.3
	27320 Pembuatan wayar dan kabel elektronik dan elektrik lain	15.1	12.6	9.6	13.2	17.4
	27330 Pembuatan alatan pendawaian pembawa dan bukan pembawa arus untuk litar elektrik (tanpa mengira jenis bahan)	7.4	1.9	18.6	6.8	-3.5
274/ 27400	Pembuatan kelengkapan pencahayaan elektrik	43.9	12.5	33.6	6.3	6.0
275/ 27500	Pembuatan perkakasan domestik	-17.2	-24.1	-31.7	-20.4	-18.0
279/ 27900	Pembuatan kelengkapan elektrik lain	5.7	31.8	26.9	26.0	35.4
281 & 282	Pembuatan jentera kegunaan umum dan kegunaan khas	3.0	3.1	1.2	3.0	4.9
	28120 Pembuatan alat-alat kuasa bendalir &	-0.1	2.1	-4.3	1.9	6.6
	28130 Pembuatan pam, pemampat, kepala paip dan injap lain					
	28180 Pembuatan alatan tangan yang menggunakan kuasa dilengkapkan dengan motor elektrik atau bukan motor elektrik atau pneumatik	15.3	0.1	-2.8	3.1	3.8
	28220 Pembuatan jentera pembentukan logam dan alatan mesin					
	28192 Pembuatan mesin penyaman udara, termasuk untuk kenderaan bermotor	-1.9	7.8	3.5	2.8	7.9
	28290 Pembuatan lain-lain mesin bertujuan khas t.t.t.l. Industri lain	1.0 0.6	-5.3 5.5	2.6 2.9	-6.1 6.0	-8.8 8.1
291 (29101 & 29102)	Pembuatan kenderaan bermotor	2.6	9.0	11.0	11.2	11.7
292/ 29200	Pembuatan kerangka (<i>coachwork</i>) untuk kenderaan bermotor; pembuatan treler dan semi treler	8.6	21.7	16.5	22.1	25.4
293/ 29300	Pembuatan alat ganti dan aksesori untuk kenderaan bermotor	-2.6	-2.0	-6.0	-2.6	2.3
301 (30110 & 30120)	Pembinaan kapal dan bot	-4.7	-1.6	-7.1	-2.2	2.5
302, 303, 304 & 309	Pembuatan lokomotif keretapi, <i>rolling stock</i> , kapal angkasa dan udara, jentera berkaitan, kenderaan tempur ketenteraan, dan kelengkapan pengangkutan t.t.t.l.	1.0	6.3	3.5	6.8	10.4
	30910 Pembuatan motosikal	10.7	10.7	11.7	13.8	15.3
	30920 Pembuatan basikal dan <i>invalid carriages</i> Industri lain	-4.2 -14.3	-8.4 5.4	-18.6 0.3	-13.4 3.6	-4.7 8.6
310	Pembuatan perabot	2.4	5.4	6.6	8.7	6.1
	31001 Pembuatan perabot kayu dan rotan	3.9	9.3	11.0	13.0	10.3
	Industri lain	-2.0	-7.4	-7.0	-4.6	-7.8
321 (32110 & 32120)	Pembuatan barang kemas, <i>bijouterie</i> dan artikel berkaitan	3.3	4.4	2.3	4.1	8.3
322, 325 & 329	Pembuatan instrumen muzik, peralatan dan bekalan perubatan dan pergigian dan pembuatan lain t.t.t.l.	7.9	1.5	1.2	1.6	3.8
	32901 Pembuatan alat tulis	-0.1	1.5	4.5	4.8	2.7
	Industri lain	10.3	1.5	0.3	0.7	4.1
323/ 32300	Pembuatan barangan sukan	7.0	1.3	-1.6	1.6	1.6
324/ 32400	Pembuatan permainan dan mainan	-0.4	28.2	59.6	49.3	20.9
331 & 332	Pembaikan pemasangan produk logam, jentera, kelengkapan dan pemasangan jentera perindustrian dan kelengkapan	1.6	4.7	3.7	7.1	4.6
	33150 Pembaikan dan penyelenggaraan kelengkapan pengangkutan kecuali motosikal dan basikal	-6.2	2.9	-3.1	3.9	-1.8
	Industri lain	3.9	5.2	5.6	7.9	6.3
Jumlah Pembuatan		3.0	5.2	4.1	5.2	6.7

2023		2022		2023		Group Description/Period
Q4	Q1	Q2	Q3	(Jan. - Nov.)	(Jan. - Nov.)	
21.2	3.1	-6.8	-1.8	27.2	-0.2	Manufacture of optical instruments, photographic equipment, magnetic and optical media
-8.3	-1.7	3.9	-1.2	-3.7	-0.37	Manufacture of electric motors, generators, transformers and electricity distribution and control apparatus
-1.4	2.5	0.6	2.0	6.0	2.8	Manufacture of electric motors, generators and transformers
-12.0	-3.9	6.1	-3.3	-8.9	-2.3	Manufacture of electricity distribution and control apparatus
11.0	14.8	15.6	16.0	9.3	15.1	Manufacture of batteries and accumulators
8.4	2.0	-1.6	-6.3	14.3	-4.2	Manufacture of wiring and wiring devices
-2.0	11.8	26.8	9.4	28.8	12.4	Manufacture of fibre optic cables
10.4	2.5	-2.9	-7.2	13.6	-4.8	Manufacture of other electronic and electric wires and cables
-12.2	-26.6	-21.1	-18.6	4.6	-21.8	Manufacture of current-carrying and non current-carrying wiring devices for electrical circuits regardless of material
8.3	-1.3	-2.3	2.2	12.9	-0.6	Manufacture of electric lighting equipment
-23.7	-24.1	-17.3	1.1	-23.9	-10.7	Manufacture of domestic appliances
37.8	30.3	14.1	7.6	31.4	14.2	Manufacture of other electrical equipment
3.3	2.3	0.9	0.2	3.0	0.9	Manufacture of general-purpose and special-purpose machinery
4.4	1.5	6.7	4.8	2.3	3.8	Manufacture of fluid power equipment
-3.1	-3.2	-0.1	-2.0	0.9	-2.4	Manufacture of other pumps, compressors, taps and valves
17.0	2.6	-12.2	-22.2	5.6	-12.8	Manufacture of power-driven hand tools with self-contained electric or non-electric motor or pneumatic drives
-9.2	-4.5	4.5	0.4	-4.7	-1.0	Manufacture of metal-forming machinery and machine tools
5.4	7.0	4.3	9.5	5.5	7.9	Manufacture of air-conditioning machines, including for motor vehicles
2.7	-5.4	-5.8	-0.9	9.5	-3.5	Manufacture of other special-purpose machinery
22.3	25.5	6.5	15.0	21.3	16.2	Other industry
-1.1	0.4	7.0	5.3	-2.1	4.1	Manufacture of motor vehicles
1.6	2.8	7.4	13.4	-1.7	9.9	Manufacture of bodies (coachwork) for motor vehicles; manufacture of trailers and semi-trailers
4.7	2.3	-0.2	-2.4	6.3	-0.3	Manufacture of parts and accessories for motor vehicles
2.4	-0.4	-2.9	-1.4	11.5	-0.5	Building of ships and boats
6.1	3.4	0.2	-21.2	-10.4	-10.6	Manufacture of railway locomotives, rolling stock, air and spacecraft, related machinery, military fighting vehicles and transport equipment n.e.c
9.7	8.8	7.0	6.0	4.9	6.5	Manufacture of motorcycles
0.6	3.8	4.2	6.1	5.8	4.9	Manufacture of bicycles and invalid carriages
3.7	6.9	8.9	8.8	9.9	8.1	Other industry
-10.1	-7.8	-12.8	-4.5	-7.3	-7.1	Manufacture of furniture
3.4	-0.9	-3.3	-0.8	4.4	-0.4	Manufacture of wooden and cane furniture
-0.4	-3.4	-0.3	0.5	1.8	-0.1	Other industry
-5.7	-6.7	-8.4	0.8	2.2	-3.9	Manufacture of jewellery, bijouterie and related articles
1.0	-2.6	2.0	0.5	1.7	1.0	Manufacture of musical instruments, medical and dental instruments and supplies and other manufacturing n.e.c.
3.6	5.2	1.9	-8.9	1.3	-3.4	Manufacture of stationery
4.6	17.4	21.7	5.0	31.9	12.0	Other industry
3.6	7.5	7.4	8.5	4.5	6.9	Manufacture of sports goods
12.8	16.1	12.2	9.7	1.1	12.2	Manufacture of games and toys
1.3	5.2	6.2	8.2	5.4	5.6	Repair of fabricated metal products, machinery and equipment and installation of industrial machinery and equipment
5.0	4.3	3.6	3.0	5.2	3.6	Repair and maintenance of transport equipment except motorcycles and bicycles
						Other industry
						Total Manufacturing

Jadual Table **1.6b** : Gaji dan Upah yang Dibayar Sektor Pembuatan Mengikut Kumpulan: Perubahan Peratusan Tahunan (samb.)
: *Salaries and Wages Paid of Manufacturing Sector by Group: Annual Percentage Change (cont.)*

Kod Kumpulan Group code	Keterangan Kumpulan/Tempoh	2022										
		Jan.	Feb.	Mac	Apr.	Mei	Jun	Jul.	Ogo.	Sep.	Okt.	Nov.
267 (26701 & 26702) & 268 (26800)	Pembuatan peralatan optikal, kelengkapan fotografi, media magnetik dan optikal	2.7	3.8	41.8	33.1	34.5	41.3	43.9	32.9	25.7	23.6	19.6
271	Pembuatan motor elektrik, penjana, transformer dan perkakasan pengagihan dan pengawalan elektrik	-2.5	-3.3	-3.4	0.6	-2.2	-3.1	-0.6	-1.3	-5.4	-7.9	-10.2
27101	Pembuatan motor elektrik, penjana dan transformer	13.1	12.8	11.5	10.1	10.5	4.4	4.7	3.4	1.2	1.6	-2.6
27102	Pembuatan perkakasan pengagihan dan pengawalan elektrik	-9.2	-9.7	-9.9	-5.2	-9.4	-7.6	-3.8	-4.1	-9.3	-13.3	-14.4
272/ 27200	Pembuatan bateri dan akumulator	6.8	32.1	27.5	19.1	7.9	0.3	2.0	-1.3	3.5	5.1	11.4
273	Pembuatan pendawaian dan peranti pendawaian	10.9	8.3	17.6	13.2	15.1	15.0	18.4	19.8	14.0	14.5	10.8
27310	Pembuatan kabel gentian optikal	60.5	50.3	55.3	43.1	43.3	33.2	52.5	49.7	2.3	2.4	-3.4
27320	Pembuatan wayar dan kabel elektronik dan elektrik lain	8.2	5.7	15.4	11.2	13.6	14.8	17.3	18.9	15.9	16.4	13.2
27330	Pembuatan alatan pendawaian pembawa dan bukan pembawa arus untuk litar elektrik (tanpa mengira jenis bahan)	19.1	17.6	19.2	22.3	8.2	-5.8	-5.0	-3.0	-2.4	-2.5	-7.1
274/ 27400	Pembuatan kelengkapan pencahayaan elektrik	43.2	38.6	18.2	8.1	8.8	2.8	2.9	7.7	7.3	5.8	9.9
275/ 27500	Pembuatan perkakasan domestik	-30.5	-31.6	-32.9	-25.6	-20.6	-15.6	-18.2	-17.6	-18.2	-22.1	-22.8
279/ 27900	Pembuatan kelengkapan elektrik lain	21.6	23.4	36.5	22.4	23.5	32.3	33.5	28.9	43.1	38.6	39.8
281 & 282	Pembuatan jentera kegunaan umum dan kegunaan khas	2.0	1.1	0.3	2.8	2.9	3.2	5.1	5.2	4.6	4.7	1.4
28120 & 28130	Pembuatan alat-alat kuasa bendalir	-1.4	-6.4	-5.1	-1.0	3.4	3.6	7.0	6.5	6.4	9.8	4.4
28180 & 28220	Pembuatan alatan tangan yang menggunakan kuasa dilengkapkan dengan motor elektrik atau bukan motor elektrik atau pneumatik	-7.7	0.2	-0.7	1.5	4.3	3.5	3.8	7.8	0.2	4.1	-5.1
28192	Pembuatan mesin penyaman udara, termasuk untuk kenderaan bermotor	-2.1	3.5	9.1	7.6	0.6	0.5	10.3	5.4	8.3	8.2	10.4
28290	Pembuatan lain-lain mesin bertujuan khas t.t.t.l. Industri lain	5.7	7.6	-6.3	-5.6	-6.7	-6.1	-8.7	-8.7	-8.9	-8.5	-8.3
291 (29101 & 29102)	Pembuatan kenderaan bermotor	11.0	10.5	11.5	9.7	9.8	14.2	13.3	16.0	6.1	4.3	-0.3
292/ 29200	Pembuatan kerangka (<i>coachwork</i>) untuk kenderaan bermotor; pembuatan treler dan semi treler	13.5	17.6	18.1	19.9	20.1	26.6	27.1	24.6	24.6	19.8	21.3
293/ 29300	Pembuatan alat ganti dan aksesori untuk kenderaan bermotor	-6.1	-6.2	-5.6	-6.2	-2.6	1.3	4.2	3.4	-0.5	-0.9	-1.2
301 (30110 & 30120)	Pembinaan kapal dan bot	-6.7	-7.6	-7.0	-3.8	-1.6	-1.1	0.8	3.1	3.7	3.3	1.8
302, 303, 304 & 309	Pembuatan lokomotif keretapi, <i>rolling stock</i> , kapal angkasa dan udara, jentera berkaitan, kenderaan tempur ketenteraan, dan kelengkapan pengangkutan t.t.t.l.	2.5	3.8	4.2	3.2	5.6	12.2	11.9	11.4	8.1	6.4	1.6
30910	Pembuatan motosikal	11.2	11.8	12.0	10.3	14.7	16.5	14.5	19.7	12.0	9.5	-3.4
30920	Pembuatan basikal dan <i>invalid carriages</i> Industri lain	-19.7	-17.4	-18.6	-19.9	-16.8	-1.4	6.8	-12.0	-6.9	-8.1	9.9
310	Pembuatan perabot	6.7	5.2	7.9	8.5	7.9	9.6	9.8	9.3	0.2	0.3	0.1
31001	Pembuatan perabot kayu dan rotan Industri lain	10.7	9.1	13.3	13.4	12.6	13.1	14.2	14.5	3.5	3.4	3.6
321 (32110 & 32120)	Pembuatan barang kemas, <i>bijouterie</i> dan artikel berkaitan	5.0	1.0	0.8	1.9	2.4	8.2	9.0	14.2	2.3	2.2	3.4
322, 325 & 329	Pembuatan instrumen muzik, peralatan dan bekalan perubatan dan pergigian dan pembuatan lain t.t.t.l.	2.6	0.3	0.6	0.8	1.2	2.8	2.5	5.1	3.9	1.0	-0.7
32901	Pembuatan alat tulis Industri lain	4.8	5.6	3.2	4.8	1.3	8.6	5.8	5.5	-3.0	-4.7	-6.5
323/ 32300	Pembuatan barangan sukan	-0.6	-2.7	-1.6	-0.8	1.3	4.3	7.5	4.5	-6.3	2.5	7.8
324/ 32400	Pembuatan permainan dan mainan	60.4	61.7	56.7	57.6	60.2	34.2	31.2	15.2	18.2	5.6	6.5
331 & 332	Pembaikan pemasangan produk logam, jentera, kelengkapan dan pemasangan jentera perindustrian dan kelengkapan	3.6	3.3	4.2	5.4	6.4	9.6	5.7	4.6	3.3	2.0	1.9
33150	Pembaikan dan penyelenggaraan kelengkapan pengangkutan kecuali motosikal dan basikal Industri lain	-6.2	-2.5	-0.7	4.8	2.2	4.6	-4.8	-0.4	-0.1	3.2	12.7
		6.5	4.9	5.5	5.6	7.6	10.9	8.6	6.0	4.3	1.8	-0.9
Jumlah Pembuatan		4.1	3.9	4.4	4.5	5.0	6.2	7.1	7.5	5.4	4.8	4.7

2023												Group Description/Period
Dis.	Jan.	Feb.	Mar.	Apr.	Mei	Jun	Jul.	Ogo.	Sep.	Okt.	Nov.	
20.7	14.8	12.0	-11.5	-5.7	-7.2	-7.4	-8.1	-1.6	4.7	7.1	8.8	Manufacture of optical instruments, photographic equipment, magnetic and optical media
-6.8	-3.1	-5.6	4.2	7.6	3.5	1.0	1.2	-2.5	-2.2	-2.1	-3.9	Manufacture of electric motors, generators, transformers and electricity distribution and control apparatus
-3.2	4.6	0.6	2.1	1.8	-0.5	0.7	-1.8	1.5	6.3	6.5	8.7	Manufacture of electric motors, generators and transformers
-8.7	-7.3	-8.7	5.3	11.6	6.2	1.2	3.1	-5.1	-7.7	-7.9	-11.8	Manufacture of electricity distribution and control apparatus
16.7	10.8	16.5	17.2	16.5	19.1	11.1	18.3	13.2	16.6	15.0	11.9	Manufacture of batteries and accumulators
1.0	2.2	3.6	0.1	-2.6	-3.3	1.1	-4.6	-5.9	-8.3	-13.9	-13.0	Manufacture of wiring and wiring devices
-4.5	11.6	14.4	9.4	25.2	26.9	28.0	14.3	10.4	4.1	6.4	-5.8	Manufacture of fibre optic cables
2.6	2.7	4.2	0.6	-3.5	-5.2	-0.2	-5.6	-6.8	-9.1	-15.4	-13.4	Manufacture of other electronic and electric wires and cables
-27.3	-25.3	-27.3	-27.1	-28.6	-15.7	-19.1	-21.0	-17.7	-17.1	-20.3	-19.4	Manufacture of current-carrying and non current-carrying wiring devices for electrical circuits regardless of material
9.1	-5.4	1.4	0.8	0.6	0.3	-6.9	2.1	2.8	1.7	1.5	-4.0	Manufacture of electric lighting equipment
-26.0	-27.3	-22.6	-22.2	-23.2	-15.2	-15.0	-8.2	1.8	12.0	9.4	10.3	Manufacture of domestic appliances
35.6	36.8	32.4	21.9	10.5	13.5	18.2	11.7	13.8	-1.0	7.4	-0.5	Manufacture of other electrical equipment
4.0	1.7	0.5	4.8	1.0	0.2	1.6	0.2	0.1	0.1	-0.4	0.6	Manufacture of general-purpose and special-purpose machinery
0.3	-1.2	2.8	3.0	4.3	7.3	8.5	5.3	5.1	3.9	2.3	0.5	Manufacture of fluid power equipment
-7.5	-2.6	-11.9	6.0	-1.1	-0.7	1.4	-0.4	-2.3	-3.2	-7.8	-2.0	Manufacture of other pumps, compressors, taps and valves
32.8	5.6	5.5	-2.9	-10.1	-12.6	-13.9	-18.6	-25.5	-22.1	-20.9	-22.5	Manufacture of power-driven hand tools with self-contained electric or non-electric motor or pneumatic drives
-10.6	-7.5	-7.9	3.4	-2.4	7.4	9.5	12.6	-6.4	-5.1	-4.5	-6.4	Manufacture of metal-forming machinery and machine tools
5.9	5.7	7.2	8.2	6.4	2.3	4.2	4.0	13.1	11.3	12.0	13.3	Manufacture of air-conditioning machines, including for motor vehicles
4.1	-4.1	-5.9	-6.3	-7.2	-5.7	-4.5	-1.2	-2.2	0.9	-0.9	-0.9	Manufacture of other special-purpose machinery
25.6	39.7	33.3	6.8	5.9	8.3	5.3	7.1	20.7	17.0	20.5	20.0	Other industry
-1.1	-1.6	-0.8	3.8	3.5	9.4	8.1	8.1	5.0	2.9	3.6	3.3	Manufacture of motor vehicles
-0.3	3.0	3.4	2.1	0.02	10.6	12.1	11.5	13.7	14.9	15.7	24.4	Manufacture of bodies (coachwork) for motor vehicles; manufacture of trailers and semi-trailers
6.1	3.9	2.5	0.5	0.9	-0.2	-1.3	-0.7	-3.1	-3.6	-0.8	-1.0	Manufacture of parts and accessories for motor vehicles
1.3	1.6	1.9	-4.5	-1.7	-3.7	-3.2	-3.9	-1.6	1.1	3.8	5.6	Building of ships and boats
18.7	1.8	0.7	7.9	4.7	-1.1	-3.0	-4.6	-28.8	-30.0	-31.1	-30.8	Manufacture of railway locomotives, rolling stock, air and spacecraft, related machinery, military fighting vehicles and transport equipment n.e.c
11.0	11.1	5.0	10.3	5.9	10.2	4.8	10.0	8.5	-0.1	4.5	2.0	Manufacture of motorcycles
1.4	4.8	3.3	3.2	2.9	5.2	4.6	6.4	6.6	5.2	5.8	6.3	Manufacture of bicycles and invalid carriages
4.0	8.5	6.4	5.9	5.5	11.0	10.2	9.6	9.6	7.2	7.5	7.9	Other industry
-7.9	-8.6	-7.9	-7.0	-6.6	-16.1	-15.9	-5.8	-4.9	-2.9	-1.1	-0.2	Manufacture of furniture
4.4	-3.4	-3.6	4.7	4.3	-2.8	-11.5	-1.1	-2.5	1.2	1.7	8.5	Manufacture of wooden and cane furniture
-1.4	-2.6	-3.0	-4.7	-3.5	3.5	-0.8	-0.3	0.4	1.4	4.3	4.7	Other industry
-5.8	-9.5	-4.9	-5.6	-12.4	-4.9	-7.8	-4.1	2.6	4.1	0.2	0.1	Manufacture of musical instruments, medical and dental instruments and supplies and other manufacturing n.e.c.
-0.3	-0.8	-2.5	-4.5	-1.0	5.8	1.1	0.8	-0.2	0.8	5.4	5.8	Manufacture of stationery
0.6	-0.7	8.4	8.1	3.2	5.8	-3.2	4.2	-14.6	-16.3	-12.7	-18.0	Other industry
2.1	15.6	12.2	24.8	16.8	25.1	23.1	5.8	6.8	2.7	8.1	-2.1	Manufacture of sports goods
6.9	7.0	9.1	6.4	5.8	8.5	8.1	8.2	8.8	8.5	3.4	3.2	Manufacture of games and toys
22.2	16.3	20.3	11.9	8.6	14.1	14.3	11.6	9.7	8.1	9.2	9.9	Repair of fabricated metal products, machinery and equipment and installation of industrial machinery and equipment
3.0	4.6	6.1	4.9	5.0	7.1	6.5	7.4	8.6	8.6	1.9	1.2	Repair and maintenance of transport equipment except motorcycles and bicycles
5.4	4.0	4.6	4.2	3.9	4.0	3.0	2.9	3.0	3.2	3.4	3.3	Other industry
												Total Manufacturing

Jadual **1.6c** : Gaji dan Upah yang Dibayar Sektor Pembuatan Mengikut Kumpulan: Perubahan Peratusan Bulanan/Suku Tahunan
 Table : *Salaries and Wages Paid of Manufacturing Sector by Group: Monthly/Quarterly Percentage Change*

Kod Kumpulan Group code	Keterangan Kumpulan/Tempoh	2022				2023			2022					
		Q1	Q2	Q3	Q4	Q1	Q2	Q3	Jan.	Feb.	Mac	Apr.	Mei	Jun
101	Pemprosesan dan pengawetan daging	-4.3	-1.4	0.9	13.8	3.6	2.5	0.7	-0.5	-9.0	-2.2	2.3	2.5	-1.9
102	Pemprosesan dan pengawetan ikan, krustasea dan moluska	-0.8	-0.9	1.3	4.3	1.3	-0.3	2.4	1.1	-4.5	-0.3	0.6	0.6	-0.4
	10201 Pengetinan ikan, krustasea dan moluska &	-1.3	-0.9	-0.1	6.9	2.4	-0.5	1.7	0.6	-3.8	-1.4	1.1	0.0	0.8
	10202 Pemprosesan dan pengawetan ikan, krustasea dan moluska Industri lain	1.5	-0.8	6.8	-5.4	-3.2	0.6	5.3	3.1	-7.1	4.2	-1.4	3.0	-4.8
103	Pemprosesan dan pengawetan buah-buahan dan sayur - sayuran	10.0	2.7	1.1	1.3	12.7	7.3	-4.7	8.1	-0.3	1.2	0.4	2.5	-0.1
	10303 Pengetinan nanas &	2.6	7.4	10.7	1.9	29.1	6.2	-7.4	-5.8	11.4	-7.3	-0.8	11.9	5.7
	10304 Pembuatan jem, marmalad dan sajian jeli Industri lain	10.4	2.5	0.5	1.2	11.7	7.4	-4.5	8.9	-0.9	1.7	0.5	2.0	-0.5
104	Pembuatan minyak dan lemak daripada sayuran dan haiwan	0.6	0.8	1.2	5.2	1.1	0.2	1.2	-4.6	-0.1	-0.1	-0.3	1.0	1.6
	10404 Pembuatan minyak sayuran mentah dan bertapis &	2.8	4.4	2.5	-2.7	1.3	0.8	-5.5	2.7	0.1	0.5	1.3	2.2	3.5
	10406 Pembuatan sebatian lemak masakan	12.5	4.0	-6.8	-3.3	19.0	3.6	12.4	11.1	1.7	0.1	2.4	0.9	1.0
	10405 Pembuatan minyak kelapa Industri lain	0.1	0.4	1.4	6.2	0.5	0.03	1.3	-5.6	-0.2	-0.1	-0.5	0.9	1.5
105	Pembuatan produk tenusu	9.2	2.8	-4.4	-2.6	6.4	3.3	-3.2	3.0	1.3	-0.7	4.4	0.9	-6.4
	10502 Pembuatan susu pekat, tepung dan sejat Industri lain	9.8	2.7	-3.3	-3.6	6.8	3.2	-4.2	2.5	2.6	-1.8	4.5	1.6	-7.1
		5.1	3.7	-13.0	5.4	3.4	3.6	4.9	7.2	-8.4	8.7	3.8	-3.8	-0.2
106	Pembuatan produk bijian, kanji dan produk berkanji	1.8	-1.0	0.1	-1.1	4.8	2.3	-2.4	2.7	-4.0	0.9	2.2	-3.4	-0.2
	10611 Pengilangan beras	0.9	-2.2	0.7	-0.6	8.2	-2.6	-0.6	5.3	-4.9	-0.1	1.0	-2.5	0.7
	10613 Pengilangan tepung Industri lain	2.1	0.9	-0.4	-2.8	1.6	8.8	-4.1	-0.9	-3.2	2.3	3.5	-4.2	-0.5
		6.8	-4.4	-0.6	6.1	0.9	-3.1	-4.4	8.5	-3.2	-1.5	1.9	-4.0	-5.1
107	Pembuatan produk makanan lain	2.6	1.7	1.5	4.3	0.5	-1.1	4.6	1.7	-1.4	4.4	-2.1	1.0	2.2
	10711 Pembuatan biskut dan cookies	2.0	3.7	2.6	2.0	3.7	2.1	8.1	3.5	-4.0	3.8	0.3	1.9	3.1
	10712 Pembuatan roti, kek dan produk bakeri lain	-8.1	4.5	4.1	3.7	-3.3	2.0	4.0	-3.9	-0.7	1.2	1.3	4.0	-0.2
	10713 Pembuatan produk snek	6.2	5.2	2.3	2.4	2.0	-3.6	5.3	6.7	-9.8	6.6	0.5	2.0	7.5
	10721 Pembuatan gula	12.4	-6.1	-4.0	-8.6	-5.3	-0.5	3.5	1.8	4.4	8.6	-13.5	3.2	-2.2
	10731 Pembuatan produk koko	11.6	-2.6	-5.2	3.9	-0.7	6.3	2.4	10.2	-7.1	8.4	8.9	-19.9	0.8
	10732 Pembuatan coklat dan produk coklat &	12.1	-0.2	0.3	4.9	-2.5	-9.4	9.1	6.6	0.4	14.3	-10.0	0.9	3.0
	10733 Pembuatan konfeksi gula	-8.1	-0.7	-1.1	5.8	5.0	2.1	4.7	-8.8	-0.9	4.7	-6.0	1.7	4.8
	10793 Pembuatan sos dan bahan perasa	13.2	1.7	4.0	9.8	2.4	-1.0	7.0	5.8	1.0	2.0	-0.8	-0.6	3.7
	10799 Pembuatan produk makanan lain t.t.t.l. Industri lain	6.9	0.7	0.02	4.0	1.6	-2.8	1.6	4.8	-1.1	3.7	-2.3	0.5	1.7
108/ 10800	Pembuatan makanan haiwan tersedia	-3.5	-0.7	0.5	6.2	1.2	-1.5	2.1	-13.6	-0.2	-0.2	-1.3	1.2	0.1
110	Pembuatan minuman ringan	-2.4	-3.2	0.1	11.9	-1.4	-1.9	0.2	-7.2	1.1	-4.7	2.6	-3.8	-1.0
	11041 Pembuatan minuman ringan	-4.1	-1.2	1.0	15.5	-2.9	-0.6	-2.4	-10.4	1.9	-5.6	4.3	-2.2	-1.8
	11042 Pengeluaran air mineral semulajadi dan minuman lain yang dibotolkan Industri lain	4.6	-7.1	-2.7	2.7	1.9	-3.8	4.6	4.3	-1.4	-0.6	-1.3	-7.3	-0.7
		-9.7	-8.9	1.1	6.4	5.4	-10.2	17.1	-11.8	2.4	-12.0	1.1	-6.9	6.7
120/ 12000	Pembuatan produk tembakau	0.3	-14.9	0.5	21.1	0.9	-11.6	-2.6	-16.4	6.7	-5.0	-13.9	0.0	0.2
131	Pemintalan, penenunan dan penyiapan tekstil	0.9	-1.2	1.8	4.2	-8.7	1.1	3.7	-3.4	-0.3	-1.3	-2.0	2.8	-0.2
	13110 Penyediaan dan pemintalan gentian tekstil &	2.6	-2.2	2.4	5.1	-9.7	4.3	5.6	-0.7	0.8	-1.4	-3.1	2.7	-0.5
	13120 Penenunan tekstil	-2.8	0.9	1.1	2.2	-7.5	-5.6	-1.4	-9.5	-2.5	-1.1	0.2	2.9	1.0
	13132 Pewarnaan, pelunturan, percetakan dan penyiapan akhir benang dan fabrik Industri lain	4.0	-1.2	-6.6	2.1	5.1	-4.0	7.6	4.9	-2.3	-0.1	0.3	3.4	-8.3
139	Pembuatan tekstil lain	-6.4	-1.1	2.7	3.4	7.0	3.0	-0.9	-4.5	-3.1	-1.6	0.1	2.1	-1.2
	13910 Pembuatan fabrik dikait dan dikrusye Industri lain	-15.1	-7.0	0.6	7.4	-5.9	8.7	-3.2	-13.7	0.4	-8.8	-2.5	3.1	-2.1
		-1.6	1.7	3.5	1.7	12.6	0.9	0.0	0.6	-4.8	2.0	1.2	1.6	-0.9
141	Pembuatan pakaian, kecuali pakaian berbulu	1.0	-5.9	0.6	11.7	0.3	-3.7	-2.0	-4.7	-6.8	-0.1	-1.2	-0.1	-7.2
	14102 Pembuatan pakaian Industri lain	-3.1	-6.3	1.5	14.2	-0.9	-5.0	-2.2	-7.6	-8.4	0.1	-1.5	1.1	-7.8
		10.6	-5.1	-1.2	6.5	2.8	-1.0	-1.8	2.0	-3.3	-0.3	-0.4	-2.3	-5.9
142 & 143	Pembuatan artikel daripada kulit bulu dan pakaian yang dikait dan dikrusye	7.0	2.9	-6.6	-3.1	1.4	1.0	2.2	7.4	-15.1	3.9	1.6	7.0	-0.4
151 (15110 & 15120)	Penyamakan dan pembersihan kulit, pembuatan bagasi, beg tangan, pelana dan abah-abah pembersihan dan pewarnaan bulu	-3.3	-3.8	2.0	7.5	-1.0	-0.04	-1.2	-0.5	-3.3	-0.9	-1.6	0.4	-2.2
152	Pembuatan kasut	3.3	-3.4	-2.6	6.5	5.8	-3.4	-1.8	1.7	-0.9	-0.7	-0.1	-1.9	-3.7
	15201 Pembuatan kasut kulit &	2.2	-2.8	-2.0	6.7	4.1	-3.9	-4.5	0.8	-1.6	-1.8	0.4	-0.5	-3.4
	15203 Pembuatan kasut getah Industri lain	6.4	-4.9	-4.1	5.9	10.4	-2.0	4.6	4.3	0.8	2.0	-1.3	-5.5	-4.4
161/ 16100	Pengilangan dan pengetaman kayu	-4.1	-5.3	-2.3	0.9	4.7	-4.7	3.0	-5.3	1.5	-5.1	-0.9	-2.4	0.3

2023																Group Description/Period	
Jul.	Ogo.	Sep.	Okt.	Nov.	Dis.	Jan.	Feb.	Mac	Apr.	Mei	Jun	Jul.	Ogo.	Sep.	Okt.		Nov.
-0.3	1.7	1.4	0.7	9.3	14.2	-1.9	-8.0	-1.2	4.4	2.6	0.5	-3.4	2.3	4.4	0.6	-0.01	Processing and preserving of meat
1.4	-0.5	0.6	3.7	0.3	0.4	1.8	-1.1	-0.2	-2.0	3.3	0.1	1.2	-0.5	1.3	-0.5	-1.0	Processing and preserving of fish, crustaceans and molluscs
																	<i>Canning of fish, crustaceans and molluscs</i>
-0.3	-1.2	1.1	4.8	1.7	1.4	1.6	-1.1	0.1	-2.5	3.7	-0.4	1.6	-1.7	1.0	-1.0	-1.9	<i>Processing, curing and preserving of fish, crustacean and molluscs</i>
8.3	2.1	-1.4	-0.6	-5.3	-3.6	2.5	-1.4	-1.6	0.4	1.3	2.4	-0.8	4.6	2.7	1.3	2.5	<i>Other industry</i>
0.6	-0.5	0.1	0.5	0.7	1.1	8.4	3.6	1.9	4.1	1.0	0.03	-2.1	-4.9	0.9	-0.5	-0.6	Processing and preserving of fruits and vegetable
																	<i>Pineapple canning</i>
3.3	0.5	-1.8	0.05	1.7	5.5	12.4	12.8	4.7	-1.4	2.5	-3.1	-3.4	-2.7	-3.4	-3.5	2.1	<i>Manufacture of jams, marmalades and table jellies</i>
0.5	-0.6	0.2	0.5	0.7	0.8	8.1	2.9	1.7	4.5	0.9	0.3	-2.0	-5.0	1.2	-0.2	-0.8	<i>Other industry</i>
1.8	-4.2	2.8	1.1	-1.3	13.9	-5.5	-1.4	-1.2	1.5	0.2	-0.7	2.5	-3.4	4.1	1.1	-2.4	Manufacture of vegetable and animal oils and fats
																	<i>Manufacture of crude and refined vegetable oil</i>
1.8	-2.5	-1.8	-1.6	1.3	0.0	1.9	-1.5	0.1	1.3	-1.0	1.8	-9.4	3.7	2.5	0.6	-2.1	<i>Manufacture of compound cooking fats</i>
-8.1	1.4	-1.1	-3.5	-0.1	1.6	19.0	-1.4	-0.2	3.7	0.6	0.4	10.3	1.3	1.4	-1.5	-1.6	<i>Manufacture of coconut oil</i>
2.1	-4.5	3.3	1.5	-1.6	15.4	-6.8	-1.3	-1.3	1.5	0.3	-0.9	3.2	-4.1	4.3	1.3	-2.4	<i>Other industry</i>
-0.8	1.3	-1.6	-3.7	3.0	-0.7	3.0	5.7	-3.0	3.3	-0.8	2.1	-8.7	5.7	3.0	-2.8	2.2	Manufacture of dairy products
0.6	1.5	-1.4	-5.0	3.5	-1.1	2.6	7.9	-4.4	4.1	-1.5	2.3	-9.7	6.0	3.0	-3.3	2.1	<i>Manufacture of condensed, powdered and evaporated milk</i>
-10.9	-0.1	-2.6	7.1	-0.7	2.1	6.2	-9.8	9.2	-2.4	5.2	0.6	-2.2	3.0	2.8	1.1	3.2	<i>Other industry</i>
2.4	1.3	-5.2	0.1	0.8	4.3	1.9	-0.3	-0.3	3.3	-3.3	4.7	-2.9	-1.9	-0.3	-1.1	-1.9	Manufacture of grain mill products, starches and starch products
0.5	1.6	-1.1	-0.5	-0.6	1.8	4.1	4.4	0.1	-2.6	-1.6	-1.3	2.9	-3.0	0.2	-1.2	-4.0	<i>Rice milling</i>
3.9	1.6	-10.4	0.1	2.6	6.8	-1.3	-3.0	-0.6	9.9	-5.0	11.9	-8.9	-0.5	-0.6	-1.4	0.3	<i>Flour milling</i>
6.2	-3.3	1.5	4.1	0.3	5.6	8.5	-14.7	-2.1	6.5	-3.7	0.2	-0.3	-3.9	-1.3	2.3	-1.5	<i>Other industry</i>
-1.6	0.7	2.5	-0.3	1.9	4.1	-0.9	-2.8	0.01	-1.2	1.6	-0.1	1.6	2.0	3.3	0.2	0.5	Manufacture of other food products
-2.3	3.0	1.1	-1.3	2.5	-0.1	4.4	-1.9	-0.6	1.1	3.2	-0.1	6.0	0.5	1.9	-0.9	1.7	<i>Manufacture of biscuits and cookies</i>
-1.3	1.1	10.4	-3.8	1.3	-0.5	-0.2	-3.5	-2.6	3.9	2.7	-2.0	3.8	-0.2	2.6	-0.9	1.8	<i>Manufacture of bread, cakes and other bakery products</i>
-3.7	0.5	0.8	-0.9	1.2	5.3	-2.7	1.2	0.6	-4.1	-2.2	3.6	0.2	3.5	3.1	1.2	-0.2	<i>Manufacture of snack products</i>
-4.8	1.1	1.5	4.0	-11.6	-18.9	16.9	1.5	-9.2	1.1	8.7	-3.3	-1.2	4.3	4.1	3.2	-3.7	<i>Manufacture of sugar</i>
-0.4	2.9	1.7	1.0	1.4	-0.4	-3.2	4.8	-2.6	14.8	-10.1	-1.8	7.7	-0.5	0.6	-0.4	0.3	<i>Manufacture of cocoa products</i>
																	<i>Manufacture of chocolate and chocolate products</i>
-1.1	0.3	-3.3	1.5	1.3	13.8	-10.0	-1.6	0.7	-9.5	0.4	-0.3	3.3	5.7	5.2	3.1	1.8	<i>Manufacture of sugar confectionery</i>
-4.6	0.4	-1.0	1.1	0.2	14.9	-8.3	-2.5	19.3	-6.7	-4.0	3.5	-2.8	7.8	4.4	0.1	0.1	<i>Manufacture of sauces and condiments</i>
0.2	0.1	4.7	2.6	5.6	-0.01	7.8	-9.8	-0.6	-1.5	6.4	0.9	1.0	2.0	5.6	0.0	-0.04	<i>Manufacture of other food products n.e.c.</i>
-1.1	0.02	-0.5	0.6	2.6	6.1	-1.3	-1.3	-2.9	-1.5	1.9	-0.4	-0.3	1.1	2.4	0.3	-0.6	<i>Other industry</i>
0.6	-0.2	-1.2	-0.1	0.2	21.3	-13.8	7.9	-4.7	-2.9	4.2	-1.8	2.7	-1.7	1.2	1.4	3.1	Manufacture of prepared animal feeds
-1.1	1.6	6.6	-0.04	5.2	9.4	-6.8	-2.6	-0.2	1.6	-3.3	-0.8	-0.7	0.3	7.2	0.3	4.8	Manufacture of beverages
-1.6	2.9	8.2	-0.2	7.2	11.3	-9.6	-2.9	-0.4	2.5	-2.1	-0.9	-1.4	-3.1	7.3	0.2	7.6	<i>Manufacture of soft drinks</i>
0.5	-2.3	4.0	0.1	0.3	1.6	1.5	-3.3	4.4	-0.5	-7.4	-0.3	0.6	7.0	6.1	0.8	-2.1	<i>Production of natural mineral waters and other bottled waters</i>
-2.1	2.4	-0.8	1.3	-0.4	15.1	-1.2	2.7	-12.6	-1.2	-1.7	-0.6	2.5	17.4	9.5	-0.3	-0.02	<i>Other industry</i>
-0.01	-3.7	8.7	4.7	2.2	27.6	-17.0	7.0	-3.6	-10.5	-1.3	-0.4	-2.2	-3.8	8.8	3.5	-0.7	Manufacture of tobacco products
-0.4	0.4	3.3	0.3	0.8	3.0	-7.1	-6.6	1.7	0.1	3.9	-1.2	1.4	2.2	0.7	-1.4	1.2	Spinning, weaving and finishing of textiles
																	<i>Preparation and spinning of textile fibres</i>
-0.4	0.4	6.1	-0.2	1.1	1.5	-5.6	-10.5	5.0	1.6	5.6	-1.4	4.3	0.6	-0.05	-1.8	1.9	<i>Weaving of textiles</i>
-0.2	0.8	-2.5	1.5	-0.2	7.0	-10.6	1.0	-4.8	-2.1	-0.5	-1.2	-5.8	7.0	2.7	-0.2	-0.04	<i>Dyeing, bleaching, printing and finishing of yarns and fabrics</i>
-1.9	-1.5	2.5	0.9	2.5	-4.4	-0.8	12.8	-0.8	-13.0	6.4	6.8	2.5	-1.5	-1.6	-2.2	-4.2	<i>Other industry</i>
2.4	-0.01	1.2	0.8	2.6	-0.1	6.7	-1.8	2.0	1.4	1.8	-1.3	-1.0	0.02	1.2	0.8	-0.4	Manufacture of other textiles
0.9	0.1	0.3	3.3	6.1	-1.0	-6.5	0.1	-2.1	8.7	2.2	-0.3	-5.0	1.6	0.7	2.6	0.2	<i>Manufacture of knitted and crocheted fabrics</i>
3.1	-0.03	1.5	-0.2	1.2	0.3	12.5	-2.5	3.6	-1.1	1.7	-1.7	0.5	-0.6	1.4	0.1	-0.7	<i>Other industry</i>
4.9	-0.2	3.2	-0.6	9.2	11.1	-4.5	-7.2	0.5	0.5	-0.9	-4.3	0.6	-1.2	4.1	-0.8	7.4	Manufacture of wearing apparel, except fur
6.2	-1.0	4.0	-0.6	9.8	15.8	-6.9	-9.0	-0.2	1.1	-1.3	-5.9	2.7	-2.5	4.1	-0.7	10.1	<i>Manufacture of clothings</i>
2.3	1.3	1.6	-0.7	7.8	1.1	1.1	-3.1	1.9	-0.8	-0.1	-1.0	-3.5	1.6	4.2	-1.0	1.9	<i>Other industry</i>
-0.8	-11.5	-0.1	-1.1	0.8	5.4	4.0	-10.3	2.8	2.7	0.8	-1.0	1.5	1.3	0.5	-1.3	2.3	Manufacture of articles of fur, knitted and crocheted apparel
																	<i>Tanning and dressing of leather; manufacture of luggage, handbags, saddlery and harness; dressing and dyeing of fur</i>
-4.2	9.4	4.4	-0.2	1.1	3.0	-2.0	-2.4	1.0	0.6	0.2	-1.8	-1.3	-0.4	4.8	1.9	-2.4	Manufacture of footwear
																	<i>Manufacture of leather footwear</i>
-4.8	5.5	5.2	-0.1	-0.8	6.1	0.8	0.5	-2.1	-2.6	0.5	-1.5	-6.0	1.1	5.3	0.5	-1.1	<i>Manufacture of rubber footwear</i>
-4.0	5.2	4.3	0.8	2.4	-3.1	10.4	2.1	-0.1	-2.8	1.8	-2.8	-1.1	7.3	6.5	1.5	7.6	<i>Other industry</i>
-2.0	-0.7	2.2	-0.4	-1.1	2.4	2.9	2.5	-3.2	-1.8	-1.9	-1.0	5.0	-1.7	1.5	2.0	-0.8	Sawmilling and planning of wood

Jadual Table **1.6c** : Gaji dan Upah yang Dibayar Sektor Pembuatan Mengikut Kumpulan: Perubahan Peratusan Bulanan/Suku Tahunan
 : Salaries and Wages Paid of Manufacturing Sector by Group: Monthly/Quarterly Percentage Change

Kod Kumpulan Group code	Keterangan Kumpulan/Tempoh	2022				2023			2022					
		Q1	Q2	Q3	Q4	Q1	Q2	Q3	Jan.	Feb.	Mac	Apr.	Mei	Jun
162	Pembuatan produk daripada kayu, gabus, jerami dan bahan jalinan lain	0.4	-1.8	2.2	2.9	2.5	-1.6	2.1	0.7	-2.5	-0.3	-0.7	0.9	-1.9
16211	Pembuatan kepingan venier dan papan lapis	-4.8	-3.5	6.8	3.8	-3.7	-1.5	5.6	-5.5	-1.9	-1.1	-2.8	1.9	-1.6
16212	Pembuatan papan partikel dan papan gentian	8.4	0.3	-2.6	-0.01	10.8	-5.4	3.3	6.3	-1.4	1.8	1.0	-1.6	-1.2
16221	Pertukangan kayu untuk jurubina	6.4	-0.2	-0.4	2.8	11.9	0.2	-2.6	7.1	-1.5	-1.3	2.0	0.3	-3.0
	Industri lain	2.8	-0.5	-3.1	2.8	2.8	-0.9	-2.5	7.9	-6.7	1.3	0.8	1.3	-1.9
170	Pembuatan kertas dan produk kertas	1.2	-1.5	0.7	4.1	1.3	-4.5	0.6	-0.05	2.1	-1.9	-0.8	-0.8	1.4
17010	Pembuatan pulpa, kertas dan kertas tebal	-1.0	1.5	1.6	0.03	-12.3	-17.7	2.0	1.3	0.5	-1.5	-2.4	4.5	5.4
17020	Pembuatan kertas gelugur dan kertas tebal dan bekas daripada kertas dan kertas tebal	-1.7	2.6	3.1	4.0	2.6	-0.4	2.5	2.0	-5.1	-0.2	3.8	0.4	1.3
17091	Pembuatan sampul surat dan kad surat	-8.8	-2.2	2.3	1.2	-3.0	-0.7	-2.7	-3.9	-6.9	-1.4	-1.7	4.5	-0.2
17092	Pembuatan kertas kegunaan rumah dan pembersih peribadi	12.4	-4.9	-2.8	3.8	15.5	-10.6	-4.9	-4.0	30.4	-6.5	-3.1	-8.4	0.8
17093	Pembuatan kertas bergam atau pelekat yang berjalur atau bergulung dan label dan kertas dinding	-6.1	-11.4	-2.2	7.0	-6.8	-2.4	-0.9	-6.4	0.7	-1.7	-10.1	-1.5	1.2
	Industri lain	9.9	-0.8	-0.3	7.3	1.8	1.6	3.0	6.0	-5.3	-0.1	1.0	1.1	-1.9
181 & 182	Percetakan, aktiviti perkhidmatan berkaitan percetakan dan penerbitan semua media rakaman	5.3	-1.3	-3.2	6.1	3.4	1.1	-2.8	-1.2	-4.7	2.0	-2.1	1.9	-0.4
18110	Percetakan	4.8	0.2	-3.6	6.2	2.5	2.2	-3.2	-2.3	-4.8	2.7	-1.2	2.1	-0.2
18120	Aktiviti perkhidmatan berkaitan percetakan &	8.4	-9.1	-0.7	5.5	8.0	-4.7	-0.5	4.3	-4.2	-1.9	-6.7	0.9	-1.7
18200	Penerbitan semua media rakaman													
192 (19201 & 19202)	Pembuatan produk petroleum bertapis	1.2	-15.4	8.5	8.3	8.2	-15.8	4.0	-10.8	-0.7	16.9	-25.1	-0.1	7.4
201	Pembuatan kimia asas, baja dan sebatian nitrogen, plastik dan getah sintetik dalam bentuk primer	4.4	-1.5	2.6	0.6	6.3	-7.2	-3.5	-2.4	1.7	5.2	-5.4	-2.3	5.1
20111	Pembuatan gas perindustrian atau perubatan bukan organik dalam bentuk cecair atau mampat	24.5	-0.1	5.0	-3.2	21.2	-8.7	12.0	20.6	2.3	0.1	-0.9	-3.3	6.6
20112	Pembuatan kimia organik asas &	5.4	-2.4	5.8	-0.1	5.7	-9.5	-6.6	0.1	0.7	2.5	-5.3	-2.6	8.5
20113	Pembuatan sebatian bukan organik													
20121	Pembuatan baja &	4.4	-7.3	-0.7	2.7	-1.5	-2.3	-6.7	-9.9	10.2	10.4	-16.5	1.4	-0.1
20129	Pembuatan produk campuran nitrogen													
20131	Pembuatan plastik dalam bentuk primer	-3.8	1.5	-3.3	2.4	5.8	-2.7	-2.1	-11.3	-0.2	11.4	-3.6	-3.2	0.9
	Industri lain	11.3	3.7	2.3	0.9	1.9	-14.4	-6.8	5.7	4.7	0.2	1.8	0.4	0.0
202 & 203	Pembuatan produk kimia lain dan serat buatan manusia	3.4	-7.3	0.4	4.5	3.1	-4.4	2.8	-4.5	-1.2	2.1	-6.2	-3.3	-0.1
20210	Pembuatan racun perosak dan produk agrokimia lain	18.1	-0.7	-8.0	4.5	11.8	14.0	-9.8	21.6	-10.2	22.8	-1.0	-11.9	-3.9
20221	Pembuatan cat, varnis dan penyadur dan mastik	14.0	-13.7	0.6	8.8	14.0	-4.8	5.6	14.8	-11.2	1.2	-5.7	-9.0	1.9
20222	Pembuatan dakwat cetak	-5.3	-7.3	-2.1	2.1	-6.2	-2.2	-1.0	-7.4	-2.1	1.8	-3.3	-5.3	-3.3
20231	Pembuatan sabun dan bahan pencuci, penyediaan membersihkan dan mengilap &	5.5	-14.0	2.0	6.6	10.1	-7.4	2.0	-10.7	9.4	-0.4	-14.6	-3.7	1.7
20232	Pembuatan pewangi dan penyediaan dandanan diri													
20291	Pembuatan plat fotografi, filem, sensitized paper dan other sensitized unexposed materials &	-4.0	-0.1	2.3	2.1	-8.0	-7.7	9.5	-10.8	-3.7	-0.3	-0.1	2.5	-0.4
20292	Pembuatan dakwat menulis dan melukis &													
20299	Pembuatan produk kimia lain t.t.t.l.													
	Industri lain	5.6	6.1	-1.2	-5.9	4.0	-1.4	-15.8	5.7	0.7	-0.3	3.2	5.0	-1.5
210	Pembuatan produk farmaseutikal, kimia perubatan dan botani	-4.5	8.7	3.3	4.4	-10.7	4.6	3.5	-10.3	-2.3	0.0	12.7	-4.5	0.7
21001	Pembuatan bahan aktif ubat-ubatan untuk digunakan oleh bidang farmakologi dalam pembuatan ubat-ubatan	-6.1	8.9	2.3	7.0	-12.8	3.5	0.6	-12.5	-3.5	1.0	12.8	-4.6	0.5
	Industri lain	1.8	8.0	6.9	-5.3	-2.1	8.8	13.7	-0.1	2.2	-3.7	12.4	-4.1	1.6
221	Pembuatan produk getah	-6.4	13.3	2.5	-7.9	-6.0	6.3	7.4	-4.9	-3.9	0.7	4.6	9.0	9.1
22111	Pembuatan tayar getah untuk kenderaan	-7.0	19.8	7.0	-4.3	15.4	4.3	4.8	-5.6	-12.4	18.5	-0.7	18.9	0.6
22112	Pembuatan bunga tayar yang boleh ditukar ganti dan tayar celup	1.7	13.9	2.2	0.8	6.8	12.3	6.9	3.1	-7.9	23.6	0.4	1.0	2.8
22191	Pembuatan produk lain daripada getah asli atau sintetik, tidak divulkan, divulkan atau dikeraskan &	4.0	8.0	5.7	-6.0	-0.9	5.1	2.7	-3.1	0.8	5.2	2.7	0.7	3.0
22193	Pengilangan semula getah dan prosesan susu getah													
22192	Pembuatan sarung tangan getah	-12.2	19.0	1.4	-11.7	-13.9	10.5	10.7	-6.2	-5.0	-2.8	6.0	16.4	14.2
22199	Pembuatan produk getah lain yang t.t.t.l.	1.1	-0.4	0.3	-1.0	-1.9	-2.8	4.8	-3.7	-1.1	-4.0	5.8	-6.3	4.1
222	Pembuatan produk plastik	-0.7	8.9	0.0	0.3	-1.2	3.2	-2.5	-2.4	-1.1	6.9	3.7	2.8	-2.9
22201	Pembuatan produk plastik separa siap &	-4.3	10.7	-0.4	4.7	-1.2	-1.3	-5.7	-4.8	1.3	5.0	5.2	6.6	-8.1
22202	Pembuatan produk plastik siap													
22203	Pembuatan artikel plastik untuk pembungkusan barangan	1.1	17.1	0.2	6.5	9.6	9.0	-9.1	-3.1	-7.2	23.6	4.0	2.4	-3.0
22204	Pembuatan barangan plastik jurubina	4.9	4.9	-2.6	4.8	9.2	13.0	-10.4	0.7	-5.5	9.1	1.9	1.9	-6.4
22205	Pembuatan pinggan mangkuk, peralatan dapur dan barangan tandas daripada plastik	2.3	2.3	1.5	-4.7	-0.7	2.1	-0.7	-1.5	0.8	4.7	-0.5	-0.7	-0.1
22209	Pembuatan pelbagai produk plastik t.t.t.l.	1.1	3.9	0.0	-7.4	-10.3	2.8	8.2	0.1	0.1	-0.3	3.1	0.1	2.5
231 (23101 & 23102 & 23109)	Pembuatan kaca dan produk kaca	1.8	2.2	4.5	7.6	-4.7	-0.7	1.2	-0.3	-5.6	1.4	-0.1	7.0	-3.4

2023																Group Description/Period	
Jul.	Ogo.	Sep.	Okt.	Nov.	Dis.	Jan.	Feb.	Mac	Apr.	Mei	Jun	Jul.	Ogo.	Sep.	Okt.		Nov.
2.5	0.6	0.8	0.6	0.6	3.2	0.3	0.4	-1.0	-0.8	0.7	-2.2	2.4	1.3	0.3	0.8	0.8	Manufacture of products of wood, cork, straw and plaiting materials
4.4	3.2	1.9	-0.6	2.3	1.5	-6.2	2.3	-1.8	-1.4	2.1	-3.0	6.2	1.0	0.4	0.1	2.4	Manufacture of veneer sheets and plywood
-0.4	-0.7	-1.3	-0.3	0.5	3.4	9.5	-0.8	-2.0	-0.6	-1.3	-7.2	6.1	5.2	-1.7	1.0	4.5	Manufacture of particle board and fibreboard
3.8	-3.1	-0.2	3.7	-5.0	11.7	7.3	-1.3	-1.4	2.3	-1.5	1.0	-2.4	-0.2	-0.9	0.4	-4.6	Manufacture of builders' carpentry
-1.8	-1.1	0.7	1.5	2.7	-2.0	3.2	-1.3	2.8	-3.3	1.4	0.6	-5.1	0.9	3.6	3.2	-0.4	Other industry
-1.0	0.8	1.6	0.7	0.4	5.2	-3.4	3.0	-2.0	-3.8	-0.8	0.4	-1.0	1.2	2.6	1.8	-1.4	Manufacture of paper and paper products
-2.5	-0.4	-1.4	3.9	-1.4	-5.4	-13.5	12.6	-7.2	-8.5	-13.8	0.8	4.3	2.6	2.0	7.3	-1.3	Manufacture of pulp, paper and paperboard
-0.9	3.5	1.9	-0.5	2.1	1.9	1.8	-1.6	-0.1	-1.1	2.0	-0.1	0.8	0.3	2.8	0.7	-1.3	Manufacture of corrugated paper and paperboard and of containers of paper and paperboard
1.1	-1.2	2.4	0.1	-1.9	3.6	-4.1	-1.9	2.4	-1.4	-0.1	-0.6	-3.2	-0.6	4.0	3.0	1.9	Manufacture of envelopes and letter-card
0.3	-2.5	3.3	-0.6	-3.1	15.9	-2.3	15.4	-4.7	-11.4	-0.9	0.3	-9.8	6.3	3.7	1.5	-3.6	Manufacture of household and personal hygiene paper
-3.7	-0.6	5.0	3.0	1.3	-0.5	-5.5	-1.2	-2.1	-1.2	0.04	1.7	-0.2	-3.0	0.7	1.7	-0.6	Manufacture of gummed or adhesive paper in strips or rolls and labels and wall paper
1.2	-0.1	-1.5	0.2	1.8	20.8	-8.7	-3.0	0.5	1.2	1.0	1.1	0.7	0.8	2.1	0.8	-0.1	Other industry
-2.7	0.2	-2.9	3.2	3.8	6.6	0.8	-5.3	2.2	-0.3	3.4	-1.4	-2.4	0.7	-2.9	0.9	3.0	Printing, service activities related to printing and reproduction of recorded media
-3.2	-0.1	-2.8	3.4	3.2	7.3	-0.6	-5.0	2.6	0.9	2.7	-1.6	-2.5	0.4	-2.6	0.8	3.5	Printing
0.1	1.7	-3.2	1.7	6.6	2.9	8.7	-6.7	-0.1	-6.8	7.5	-0.7	-2.3	2.3	-4.8	1.5	-0.2	Service activities related to printing
																	Reproduction of recorded media
-0.4	0.9	10.2	-0.5	-4.8	16.1	-4.7	-1.5	17.2	-24.6	-0.5	4.5	-2.6	2.1	6.9	4.3	-4.5	Manufacture of refined petroleum products
1.4	-1.8	-0.7	0.3	-0.6	5.3	1.0	-1.0	8.0	-7.2	-9.0	4.4	-0.5	-3.2	-1.6	1.4	0.4	Manufacture of basic chemicals, fertilizer and nitrogen compounds, plastics and synthetic rubber in primary forms
-0.5	5.1	-3.4	1.3	-5.7	0.1	6.4	20.6	5.9	-17.1	-0.4	1.3	9.8	0.9	2.2	2.8	-0.1	Manufacture of liquefied or compressed inorganic industrial or medical gases
2.2	-1.5	-0.2	0.3	-3.0	7.0	2.2	-3.1	5.9	-5.2	-14.6	9.1	-2.8	-4.9	-3.3	2.1	1.2	Manufacture of basic organic chemicals
1.8	-4.4	0.4	-0.3	1.7	9.6	-4.9	-10.0	12.1	-5.8	-0.2	-0.4	-3.6	-3.6	-1.4	-0.8	-2.4	Manufacture of inorganic compounds
0.1	-3.7	-1.1	0.1	5.5	2.3	-1.9	-0.1	13.7	-8.3	-3.1	-0.8	1.4	-2.4	-0.8	0.3	0.8	Manufacture of fertilizers
3.5	-2.0	0.2	-0.04	-0.3	4.9	5.8	-7.9	-4.3	1.2	-16.0	1.3	-4.7	3.2	2.8	1.0	-6.8	Manufacture of associated nitrogen products
3.2	-1.5	-1.4	0.03	0.8	16.3	-7.8	2.5	-1.5	-2.8	-2.4	0.4	3.1	0.9	-1.0	0.2	-1.5	Manufacture of other chemical products and man-made fibres
1.0	-8.2	10.8	-0.6	2.0	-0.5	2.8	0.8	23.6	-2.0	1.2	1.6	-4.7	-12.8	6.4	5.5	-1.9	Manufacture of pesticides and other agrochemical products
3.5	-1.7	0.8	2.3	0.4	18.2	-1.4	12.5	-12.6	1.9	-2.9	1.1	0.0	10.1	-2.6	-1.6	-3.3	Manufacture of paints, varnishes and similar coatings ink and mastics
1.3	1.3	-0.8	1.3	-0.4	3.6	-7.7	-2.5	3.5	-3.7	2.0	-3.5	2.3	-1.0	-2.6	-1.4	-0.2	Manufacture of printing ink
0.8	3.2	-2.2	-1.9	1.6	23.8	-10.1	11.8	-4.5	-5.6	-4.3	1.3	3.2	1.8	-5.0	-3.1	-2.0	Manufacture of soap and detergents, cleaning and polishing preparations
6.4	-4.4	-4.6	0.8	0.4	17.6	-11.4	-9.8	-0.5	-2.2	-2.9	-0.04	8.2	2.2	2.3	3.0	-0.4	Manufacture of perfumes and toilet preparations
-1.4	1.6	-4.4	-1.6	-1.8	-2.1	6.1	6.6	-12.3	4.2	3.5	-3.1	4.8	-24.9	-9.2	-6.5	5.7	Manufacture of photographic plates, films, sensitized paper and other sensitized unexposed materials
2.3	3.5	-0.8	2.3	-5.1	15.2	-14.2	-5.5	0.5	9.7	-4.9	0.4	2.8	3.9	-1.3	2.4	-3.6	Manufacture of writing and drawing ink
1.5	3.3	-0.3	4.3	-6.6	19.6	-17.0	-6.8	0.9	10.5	-7.2	0.8	0.8	3.8	-1.8	2.6	-3.8	Manufacture of other chemical products n.e.c.
5.5	4.0	-2.7	-5.0	1.3	-1.8	-1.0	-0.2	-0.6	7.1	3.7	-1.0	10.0	4.2	0.3	1.8	-3.1	Other industry
-4.1	-0.4	-4.3	-4.0	0.03	-3.2	-5.6	2.1	1.3	0.6	3.2	5.6	1.6	3.2	-3.7	-2.8	-0.7	Manufacture of rubber products
-0.7	4.6	-3.8	-3.5	1.4	-1.9	22.3	-3.8	-7.2	12.8	-1.0	-2.3	6.2	2.6	-3.4	-3.5	0.7	Manufacture of rubber tyres for vehicles
-2.1	3.2	-0.1	1.7	-1.2	-3.2	0.8	0.5	25.2	-5.5	4.2	-0.1	2.0	5.0	0.3	0.04	0.7	Manufacture of interchangeable tyre treads and retreading rubber tyres
1.7	1.7	1.8	-8.7	-0.01	3.4	-6.2	1.0	7.7	1.7	-2.0	-1.7	4.3	-0.7	2.2	-0.7	-0.8	Manufacture of other products of natural or synthetic rubber, unvulcanized, vulcanized or hardened
-7.1	-3.1	-7.2	-4.0	0.7	-7.9	-12.1	6.5	-3.0	0.3	8.7	11.9	-1.5	6.2	-6.7	-4.0	-0.3	Rubber remilling and latex processing
-1.5	3.2	-2.3	-0.1	-2.3	3.5	-3.9	-3.2	8.2	-6.1	-2.3	2.6	5.1	-1.1	-1.5	-2.0	-2.8	Manufacture of rubber gloves
-0.4	2.4	-0.4	-0.7	-1.8	5.2	-2.9	-2.9	2.9	3.7	-0.4	-3.3	-0.6	0.6	0.1	0.2	0.8	Manufacture of other rubber products n.e.c.
0.7	5.1	-2.2	1.5	-0.03	8.9	-3.9	0.8	-9.9	7.9	-0.5	-5.2	-5.1	4.9	-0.4	-0.6	1.4	Manufacture of plastics products
0.8	2.0	-2.1	6.4	-0.9	4.3	4.5	-7.6	23.7	-1.4	0.7	-4.6	2.3	-12.0	-1.8	-2.1	0.1	Manufacture of semi-manufactures of plastic products
0.5	0.4	1.2	1.5	-1.5	10.1	0.5	-1.2	9.9	1.3	11.0	-5.7	-1.8	-13.2	2.0	1.6	-1.5	Manufacture of finished plastic products
0.4	1.9	0.4	-2.7	-5.7	2.7	-2.0	1.2	2.1	0.4	-0.5	0.7	-3.7	5.1	-1.9	0.9	-6.3	Manufacture of plastic articles for the packing of goods
-2.5	0.2	2.4	-7.4	-3.5	2.1	-8.0	-4.4	1.0	5.3	-2.1	-0.5	2.6	8.3	2.7	2.7	2.3	Manufacture of builders' plastics ware
2.4	-0.8	8.3	-0.5	0.5	7.6	-4.1	-7.8	-0.8	0.6	3.6	-1.2	-0.1	-0.3	3.4	-2.0	-2.1	Manufacture of plastic tableware, kitchenware and toilet articles
																	Manufacture of diverse plastic products n.e.c.
																	Manufacture of glass and glass products

Jadual Table **1.6c** : Gaji dan Upah yang Dibayar Sektor Pembuatan Mengikut Kumpulan: Perubahan Peratusan Bulanan/Suku Tahunan
 : *Salaries and Wages Paid of Manufacturing Sector by Group: Monthly/Quarterly Percentage Change*

Kod Kumpulan Group code	Keterangan Kumpulan/Tempoh	2022				2023			2022					
		Q1	Q2	Q3	Q4	Q1	Q2	Q3	Jan.	Feb.	Mac	Apr.	Mei	Jun
239	Pembuatan pengeluaran galian bukan logam t.t.t.l.	0.1	2.0	-0.4	2.0	-3.4	2.0	2.1	-2.2	-2.2	3.6	-0.2	0.8	0.1
23911	Pembuatan mortar refraktori dan konkrit &													
23921	Pembuatan seramik bukan refraktori	-12.9	5.3	1.6	2.3	-7.5	7.1	1.9	-12.5	-0.6	7.0	-3.4	8.6	-3.7
23930	Pembuatan produk porselin dan seramik lain	8.9	-1.6	-2.2	-2.0	-10.0	-5.0	4.6	-0.3	9.9	-6.4	-5.6	7.8	1.1
23941	Pembuatan simen hidraulik	-1.6	0.3	-2.5	3.7	3.6	2.3	-2.7	2.4	-12.1	1.9	1.8	3.7	-2.1
23951	Pembuatan konkrit dan mortar siap bancuh dan bancuhan kering	2.8	2.2	1.0	-1.2	-5.2	-1.3	2.6	-3.6	-3.5	8.5	-0.5	-3.0	1.4
23952	Pembuatan konkrit pratuangan, simen atau artikel batu buatan yang digunakan dalam pembinaan;													
23953	Pembuatan komponen struktur pasang siap untuk bangunan atau kejuruteraan awam dari simen, batu atau konkrit buatan &	0.0	1.1	0.2	1.2	-1.6	3.5	3.3	3.6	-0.8	0.9	-1.0	2.0	1.2
23959	Pembuatan artikel konkrit, simen dan plaster lain t.t.t.l.													
23990	Pembuatan produk mineral bukan logam lain t.t.t.l. Industri lain	0.3	-0.3	-0.8	8.3	-1.0	0.1	3.6	-10.5	-2.3	1.6	-6.6	10.0	-0.4
		5.1	8.4	-3.7	2.9	-7.8	4.4	-1.9	-0.7	-2.6	10.1	14.8	-15.6	-0.8
241 (24101 & 24102 & 24103 & 24104 & 24109)	Pembuatan besi dan keluli asas	6.7	-4.7	-5.7	6.9	5.7	-5.5	-4.5	-1.8	-2.3	3.6	-4.0	-2.7	-1.5
242 (24201 & 24202 & 24209)	Pembuatan logam asas berharga dan logam bukan ferus lain	-1.6	-7.9	0.1	6.5	9.9	-7.9	-4.4	-3.3	-1.7	-8.1	-3.3	3.4	-2.5
243	Pengacuan logam	1.0	-5.6	1.4	3.0	-2.3	-3.9	-3.6	-0.9	0.7	-1.0	-3.6	-1.4	-2.3
251 & 252	Pembuatan produk struktur logam, tangki, takungan, penjana wap, senjata dan peluru	-0.3	-2.7	0.2	4.9	1.9	-0.9	0.4	1.6	-4.1	-0.8	-0.9	1.4	-2.7
25113	Pembuatan pintu, tingkap dan bingkai, penutup tingkap dan pintu pagar daripada logam &	-1.2	-4.2	-1.1	7.6	3.6	-1.0	-1.0	1.4	-6.4	-1.1	0.2	0.9	-6.2
25119	Pembuatan produk struktur logam lain													
25120	Pembuatan tangki, takungan dan kontena daripada logam Industri lain	-0.3	-1.4	2.5	1.0	-0.7	-0.3	2.5	0.7	-0.8	-1.1	-2.3	2.5	0.7
		3.4	-0.3	-1.9	6.3	2.0	-2.7	-0.2	5.1	-3.8	1.6	-1.1	0.4	2.3
259	Pembuatan lain-lain produk yang direka daripada logam; aktiviti perkhidmatan kerja logam	0.5	-4.4	-0.6	4.8	4.6	-4.2	1.1	-2.2	-3.0	-0.2	-4.3	2.1	-1.3
25910	Tempaan, tekanan, hentakan dan bentuk gelekkan logam; serbuk metalurgi	-1.4	-3.1	-3.1	3.4	-2.2	-3.4	3.1	-7.6	0.1	-2.2	-1.1	1.9	-5.3
25920	Rawatan dan penyalutan logam; menggunakan mesin	3.3	-1.8	-7.1	4.4	1.9	-3.6	-7.4	-5.3	1.6	-3.4	-3.1	3.7	2.1
25991	Pembuatan tin untuk produk makanan dan minuman, tiub dan kotak boleh dilipat	-5.6	-2.3	8.4	14.6	-1.3	-4.8	8.2	-8.8	-2.4	2.3	-3.6	-0.4	2.7
25992	Pembuatan kabel, plaited bands (jalur/pita berpintal) dan artikel seumpamanya daripada logam &	1.5	-7.9	3.2	5.1	5.2	-1.4	1.2	2.0	-2.9	-0.1	-12.1	9.5	-1.1
25993	Pembuatan bolt, skru, nat dan produk uliran seumpamanya													
25994	Pembuatan barangan rumah daripada logam	-0.9	5.5	1.7	-6.3	0.7	-1.3	6.4	-0.1	-7.3	7.6	-0.8	5.0	1.8
25999	Pembuatan produk lain yang direka daripada logam t.t.t.l. Industri lain	6.5	-1.4	-1.7	1.3	12.3	-8.5	-0.9	3.0	-2.7	0.7	-1.2	1.5	-2.3
		-13.3	-19.7	-8.9	6.0	15.9	-0.1	3.7	-2.9	-23.2	3.8	3.6	-25.1	-0.7
261	Pembuatan komponen dan papan elektronik	4.1	-5.0	-3.4	7.1	3.2	-3.4	-7.5	-5.9	3.9	-6.6	-1.1	-0.8	-0.5
26101	Pembuatan diod, transistor dan alatan semikonduktor yang seumpamanya &	1.6	-2.7	-4.1	5.4	2.9	-2.7	-4.3	-7.4	1.9	-4.2	-0.8	-0.9	2.6
26102	Pembuatan litar elektronik bersepadu dengan pemasangan mikro													
26103	Pembuatan kapasitor dan perintang elektrik &													
26104	Pembuatan papan litar bercetak &	8.6	-10.0	-1.3	11.1	3.6	-5.0	-13.4	-4.1	8.9	-12.7	-1.8	-0.3	-6.1
26105	Pembuatan komponen paparan													
26109	Pembuatan komponen lain untuk aplikasi elektronik	9.9	-1.5	-6.6	2.5	5.3	0.1	-11.5	7.0	-4.1	9.5	-2.0	-2.6	-6.8
262 (26201 & 26202)	Pembuatan komputer dan kelengkapan peranti	-1.6	-0.3	-0.9	7.5	-5.1	-0.3	2.9	-7.3	-3.8	4.3	-3.2	2.3	-0.3
263/ 26300	Pembuatan peralatan komunikasi	6.4	1.1	-4.6	13.0	-0.2	-6.3	-9.9	3.2	-0.7	1.5	12.1	-16.1	1.0
264/ 26400	Pembuatan peralatan elektronik pengguna	5.4	-0.7	4.9	-0.2	-3.9	-5.5	8.9	8.2	-5.2	-2.9	2.6	-1.1	3.8
265	Pembuatan kelengkapan mengukur, menguji, memandu arah dan kawalan; jam tangan dan jam	10.9	11.9	8.8	12.2	-11.6	20.0	3.9	-6.1	2.3	11.6	-4.7	7.7	9.4
26511	Pembuatan kelengkapan mengukur, menguji, memandu arah dan kawalan &	11.7	13.6	9.1	12.8	-12.6	22.2	3.4	-6.4	3.3	13.0	-4.7	8.0	10.2
26512	Pembuatan kelengkapan kawalan proses perindustrian													
26520	Pembuatan jam tangan dan jam dan bahagiannya	3.1	-6.2	5.6	4.8	2.7	-6.6	10.8	-3.0	-7.9	-3.7	-3.7	4.3	-0.3
266/ 26600	Pembuatan peralatan penyinaran, perubatan elektro dan elektroterapeutik	4.9	4.2	-1.4	1.9	2.3	1.3	-13.0	16.8	-0.5	7.3	-1.8	1.4	1.4

2023																	Group Description/Period
Jul.	Ogo.	Sep.	Okt.	Nov.	Dis.	Jan.	Feb.	Mac	Apr.	Mei	Jun	Jul.	Ogo.	Sep.	Okt.	Nov.	
-0.5	-1.1	1.5	0.5	0.04	2.6	-2.9	-4.4	2.3	-0.2	3.5	-0.2	-0.4	0.4	3.6	0.3	2.0	Manufacture of non-metallic mineral products
																	<i>Manufacture of refractory mortars and concretes</i>
3.6	-3.1	-0.3	1.0	-0.8	9.4	-12.3	-4.1	7.6	-0.7	4.8	2.8	-3.0	1.9	0.9	-0.1	-2.9	<i>Manufacture of non-refractory ceramic</i>
-6.8	1.8	1.0	-0.9	-3.4	-0.4	8.4	-23.6	-0.4	-0.2	8.7	-1.5	1.0	2.2	0.8	-2.4	0.6	<i>Manufacture of other porcelain and ceramic products</i>
-0.8	-5.8	7.6	-2.9	0.9	9.4	2.2	-7.0	-0.4	1.4	6.8	-2.5	-1.4	-4.6	4.1	-4.3	1.2	<i>Manufacture of hydraulic cement</i>
0.3	1.5	-0.6	1.5	-6.0	3.8	-3.9	-2.2	-0.8	-0.8	0.9	0.7	-0.2	0.2	5.4	-1.1	1.1	<i>Manufacture of ready-mix and dry-mix concrete and mortars</i>
																	<i>Manufacture of precast concrete, cement or artificial stone articles for use in construction</i>
0.6	-3.4	1.4	0.1	5.0	-5.5	3.1	-5.7	4.2	0.3	4.0	-0.6	2.8	-2.0	3.0	0.5	6.0	<i>Manufacture of prefabricated structural components for building or civil engineering of cement, concrete or artificial stone</i>
																	<i>Manufacture of other articles of concrete, cement and plaster n.e.c.</i>
-5.1	0.9	3.2	2.3	-2.0	14.1	-9.9	2.3	-0.3	-6.2	10.1	-1.4	-4.9	7.7	4.0	3.6	-0.4	<i>Manufacture of other non-metallic mineral products n.e.c.</i>
0.8	2.3	1.2	0.1	0.05	3.7	-9.7	-2.9	4.7	6.9	-7.2	1.4	-2.4	0.9	4.7	2.3	-1.5	<i>Other industry</i>
-4.9	0.1	2.9	-0.02	0.7	13.1	-0.3	-3.9	0.6	-3.2	-0.3	-3.7	-3.0	0.6	1.9	-0.8	0.3	Manufacture of basic iron and steel
-1.0	2.0	1.0	2.0	0.2	8.7	3.5	2.9	-4.5	-5.6	0.9	-2.7	-1.8	-2.9	2.3	1.1	0.5	Manufacture of basic precious and other non-ferrous metals
3.3	-1.4	3.2	-0.4	0.2	5.0	-0.4	-7.9	0.6	-0.5	-2.3	1.3	-5.9	2.0	2.9	2.1	-2.1	Casting of metals
1.8	-2.3	3.9	0.8	2.4	2.1	-0.1	-0.8	1.1	-2.3	2.4	-1.9	1.1	-0.4	-0.2	-0.9	0.4	Manufacture of structural metal products, tanks, reservoirs, steam generators, weapons and ammunition
																	<i>Manufacture of metal doors, windows and their frames, shutters and gates</i>
2.6	-3.5	8.4	-0.5	3.1	4.7	-1.0	-0.4	2.5	-3.6	2.9	-2.2	0.8	-1.1	-1.4	-1.4	-0.5	<i>Manufacture of other structural metal products</i>
2.0	-1.2	0.2	1.3	0.1	-0.5	0.4	-0.5	-1.3	-0.2	2.3	-1.6	2.4	-0.2	1.6	-1.2	1.7	<i>Manufacture of tanks, reservoirs and containers of metal</i>
-2.2	-0.4	-3.1	4.5	6.7	-1.2	2.5	-3.6	2.0	-2.5	0.3	-1.2	-1.1	2.7	-0.3	2.0	0.2	<i>Other industry</i>
-1.5	1.2	0.9	0.7	1.0	7.0	-0.4	1.3	-2.0	-4.0	2.0	-1.9	-0.5	1.8	2.9	1.5	0.2	Manufacture of other fabricated metal products; metal working service activities
																	<i>Forging, pressing, stamping and roll-forming of metal; powder metallurgy</i>
-1.1	2.5	-1.8	0.1	-0.8	12.8	-7.3	-2.2	-2.3	-0.4	1.1	-4.4	3.1	3.4	1.3	0.8	-0.6	<i>Treatment and coating of metals; machining</i>
-8.2	-2.4	0.8	-0.6	2.9	10.1	-5.1	2.2	-4.7	-0.7	-0.9	0.3	-0.9	-9.4	-0.3	-0.9	-1.1	<i>Manufacture of tins and cans for food products, collapsible tubes and boxes</i>
-1.1	5.7	11.4	-0.9	7.5	2.3	-3.2	-1.4	-2.9	-4.2	3.3	-1.2	0.2	8.5	5.6	1.5	7.4	<i>Manufacture of metal cable, plaited bands and similar articles</i>
1.8	-1.1	-0.3	3.5	0.5	5.3	-1.4	4.9	-0.8	-5.6	6.0	-1.6	-0.7	0.01	3.2	3.2	-0.6	<i>Manufacture of bolts, screws, nuts and similar threaded products</i>
3.5	-4.1	-5.2	-2.7	0.4	2.8	-0.5	-1.0	-0.2	-0.2	-0.7	-0.7	7.4	-0.8	0.8	-0.01	-0.5	<i>Manufacture of metal household articles</i>
-2.2	2.4	-0.1	-0.1	-1.6	5.0	11.3	-2.2	-1.3	-7.2	1.3	-1.9	-3.6	3.9	3.1	1.7	-2.2	<i>Manufacture of any other fabricated metal products n.e.c.</i>
0.2	2.9	-0.9	1.3	0.4	12.0	-5.7	22.0	-1.9	0.02	-7.0	-1.1	-0.3	7.6	6.5	0.3	0.9	<i>Other industry</i>
-4.4	0.5	3.9	-0.5	-0.7	15.6	-7.8	4.6	-2.7	-2.5	0.05	-1.6	-8.5	1.6	3.3	-0.4	-0.5	Manufacture of electronic components and boards
																	<i>Manufacture of diodes, transistors and similar semiconductor devices</i>
-6.6	0.6	2.5	-0.5	-1.3	14.7	-7.7	3.0	1.1	-2.4	-3.3	0.7	-5.2	2.0	0.9	-0.7	-2.4	<i>Manufacture of electronic integrated circuits micro assemblies</i>
																	<i>Manufacture of electrical capacitors and resistors</i>
0.3	0.3	7.5	-0.4	0.4	18.0	-8.6	8.1	-10.3	-2.8	7.1	-6.3	-15.4	3.0	7.7	-0.3	3.8	<i>Manufacture of printed circuit boards</i>
																	<i>Manufacture of display components</i>
-1.2	0.1	-0.05	-0.2	-1.0	9.9	-1.4	0.1	2.0	-1.2	-0.7	1.1	-6.3	-13.2	9.9	3.9	-2.9	<i>Manufacture of other components for electronic applications</i>
-5.2	1.6	8.5	-1.5	-4.8	19.5	-13.3	3.1	-8.7	4.8	5.3	-9.9	6.3	-0.2	6.5	-1.4	-0.1	Manufacture of computers and peripheral equipment
-1.2	4.4	-2.4	-0.1	23.6	-5.8	-1.1	-3.1	0.8	-4.5	-4.5	4.9	-16.1	10.6	-4.0	-0.9	21.1	Manufacture of communication equipment
-3.4	11.6	-3.8	-0.8	0.1	-1.3	-0.4	-7.3	7.1	-9.6	2.5	2.4	-1.1	7.1	8.0	-0.4	-0.3	Manufacture of consumer electronics
-4.2	6.0	1.6	1.5	5.7	10.1	-22.3	4.0	6.5	4.4	9.2	7.4	-3.9	-0.5	1.7	-0.8	-0.1	Manufacture of measuring, testing, navigating and control equipment; watches and clocks
																	<i>Manufacture of measuring, testing, navigating and control equipment</i>
-4.6	6.2	1.7	1.6	6.1	10.0	-23.7	4.7	7.1	5.1	9.9	8.0	-4.9	-0.3	1.8	-0.9	0.1	<i>Manufacture of industrial process control equipment</i>
2.6	2.8	-0.7	0.3	0.1	11.6	-1.5	-4.6	0.03	-4.0	-0.6	-2.4	14.8	-2.8	0.4	0.4	-3.1	<i>Manufacture of watches and clocks and parts</i>
-2.0	-0.4	-1.4	-0.6	-1.6	14.3	-7.7	4.8	-3.0	5.6	-4.5	-1.9	-8.6	-3.1	-0.2	-0.3	-1.9	Manufacture of irradiation, electromedical and electrotherapeutic equipment

Jadual Table **1.6c** : Gaji dan Upah yang Dibayar Sektor Pembuatan Mengikut Kumpulan: Perubahan Peratusan Bulanan/Suku Tahunan
 : *Salaries and Wages Paid of Manufacturing Sector by Group: Monthly/Quarterly Percentage Change*

Kod Kumpulan Group code	Keterangan Kumpulan/Tempoh	2022				2023			2022					
		Q1	Q2	Q3	Q4	Q1	Q2	Q3	Jan.	Feb.	Mac	Apr.	Mei	Jun
267 (26701 & 26702) & 268 (26800)	Pembuatan peralatan optikal, kelengkapan fotografi, media magnetik dan optikal	18.3	8.0	-4.3	-0.8	0.6	-2.3	0.7	-5.1	0.2	40.8	-13.8	-1.2	5.8
271	Pembuatan motor elektrik, penjana, transformer dan perkakasan pengagihan dan pengawalan elektrik	-5.1	-12.0	8.4	1.2	1.8	-7.0	3.1	-5.5	-4.0	-7.2	-12.2	9.0	2.8
27101	Pembuatan motor elektrik, penjana dan transformer	-7.6	4.4	4.7	-2.5	-3.9	2.5	6.1	-3.0	-8.7	-3.1	3.8	7.6	2.7
27102	Pembuatan perkakasan pengagihan dan pengawalan elektrik	-3.7	-20.6	11.0	3.6	5.2	-12.3	1.2	-6.8	-1.5	-9.3	-20.7	10.0	2.8
272/ 27200	Pembuatan bateri dan akumulator	1.2	-3.0	6.7	6.1	4.6	-2.4	7.0	2.5	1.7	-3.6	-5.4	7.8	-1.9
273	Pembuatan pendawaian dan peranti pendawaian	0.5	0.1	6.9	0.8	-5.4	-3.4	1.7	-6.0	-2.0	-1.7	-3.5	7.4	2.0
27310	Pembuatan kabel gentian optikal	-26.4	0.5	20.4	10.1	-16.0	13.9	3.9	-33.6	-1.3	2.2	-9.7	15.5	-0.4
27320	Pembuatan wayar dan kabel elektronik dan elektrik lain	3.1	0.4	6.1	0.5	-4.3	-4.9	1.4	-3.5	-2.3	-2.0	-2.8	7.1	2.1
27330	Pembuatan alatan pendawaian pembawa dan bukan pembawa arus untuk litar elektrik (tanpa mengira jenis bahan)	6.2	-8.3	0.9	-10.7	-11.2	-1.4	4.1	7.0	2.6	-2.8	-8.3	-0.4	3.9
274/ 27400	Pembuatan kelengkapan pencahayaan elektrik	1.0	-10.4	16.0	3.2	-8.0	-11.2	21.4	8.1	-10.0	-15.1	-5.1	6.8	14.6
275/ 27500	Pembuatan perkakasan domestik	6.3	-4.3	-11.3	-15.5	5.8	4.2	8.5	3.7	-1.5	-1.9	-19.1	31.0	-0.5
279/ 27900	Pembuatan kelengkapan elektrik lain	6.6	1.8	9.6	15.9	0.7	-10.9	3.3	-7.2	-0.7	2.8	-1.5	1.1	2.8
281 & 282	Pembuatan jentera kegunaan umum dan kegunaan khas	1.0	-4.7	1.2	6.1	-0.1	-6.0	0.4	-2.3	-0.9	-7.6	1.6	0.0	-2.2
28120 & 28130	Pembuatan alat-alat kuasa bendalir	-7.5	-0.7	4.5	8.9	-10.1	4.4	2.5	-19.1	-5.4	1.3	0.8	-0.3	-1.2
28180 & 28220	Pembuatan alatan tangan yang menggunakan kuasa dilengkapkan dengan motor elektrik atau bukan motor elektrik atau pneumatik	-8.4	-3.6	3.8	5.8	-8.5	-0.5	1.8	-13.5	5.8	-13.3	3.2	1.8	-0.9
28220	Pembuatan jentera pembentukan logam dan alatan mesin													
28192	Pembuatan mesin penyaman udara, termasuk untuk kenderaan bermotor	4.4	-4.6	9.7	7.2	-8.4	-18.4	-2.7	0.8	5.1	4.7	-10.1	1.8	-0.1
28290	Pembuatan lain-lain mesin bertujuan khas t.t.t.l. Industri lain	3.5	-13.5	-8.6	10.9	8.9	-5.2	-12.3	-3.9	1.3	-20.0	8.5	-10.2	-1.7
		5.7	-3.3	-1.0	4.2	7.2	-5.7	3.9	7.2	-5.9	-6.7	3.8	1.6	-4.0
291 (29101 & 29102)	Pembuatan kenderaan bermotor	-0.6	1.7	-3.3	5.1	-8.5	1.3	1.8	-8.0	2.4	-7.5	6.2	0.4	-0.3
292/ 29200	Pembuatan kerangka (<i>coachwork</i>) untuk kenderaan bermotor; pembuatan treler dan semi treler	2.4	12.5	2.6	3.4	5.1	-4.5	10.8	-6.0	4.0	14.0	1.5	0.3	1.2
293/ 29300	Pembuatan alat ganti dan aksesori untuk kenderaan bermotor	-2.6	0.5	-4.0	5.3	-1.2	7.0	-5.4	-8.1	2.3	-2.9	4.0	-3.8	1.0
301 (30110 & 30120)	Pembinaan kapal dan bot	10.3	-5.6	-4.1	1.7	11.6	-1.3	1.3	-0.7	1.3	20.8	-13.2	-5.4	-1.9
302, 303, 304 & 309	Pembuatan lokomotif keretapi, <i>rolling stock</i> , kapal angkasa dan udara, jentera berkaitan, kenderaan tempur ketenteraan, dan kelengkapan pengangkutan t.t.t.l.	5.5	1.7	-2.1	-0.3	3.1	-0.8	-4.4	3.5	3.6	2.9	-1.2	1.6	-3.5
30910	Pembuatan motosikal	7.1	3.6	-3.6	-4.3	4.1	1.1	-2.2	3.0	3.4	7.6	-1.7	1.7	-5.2
30920	Pembuatan basikal dan <i>invalid carriages</i>	0.2	-2.1	1.5	6.5	-2.3	-5.2	-20.2	9.2	1.8	-4.7	-1.4	4.0	-2.0
	Industri lain	4.7	-1.1	-0.4	6.3	3.8	-2.7	-1.2	1.7	5.2	-4.5	0.4	-0.2	0.4
310	Pembuatan perabot	2.2	-4.4	-1.0	4.0	5.5	-4.0	0.7	2.1	-1.9	-0.5	-2.8	0.5	-3.2
31001	Pembuatan perabot kayu dan rotan	3.2	-4.6	0.7	4.5	6.5	-2.8	0.6	2.5	-1.9	-0.3	-3.3	0.8	-3.1
	Industri lain	-1.2	-3.8	-7.3	2.1	1.3	-9.0	1.5	0.6	-1.6	-1.5	-0.8	-0.5	-3.5
321 (32110 & 32120)	Pembuatan barang kemas, <i>bijouterie</i> dan artikel berkaitan	1.4	-7.5	-1.0	11.4	-2.8	-9.8	1.6	-8.6	-4.8	-5.3	-1.6	-1.1	-0.2
322, 325 & 329	Pembuatan instrumen muzik, peralatan dan bekalan perubatan dan pergigian dan pembuatan lain t.t.t.l.	0.9	-2.8	1.9	-0.4	-2.1	0.4	2.8	-1.6	-0.8	-1.4	-2.2	0.1	1.8
32901	Pembuatan alat tulis	1.4	-1.1	-1.7	-4.3	0.4	-2.9	8.1	0.1	0.4	-1.7	1.3	-2.9	1.7
	Industri lain	0.8	-3.2	3.0	0.6	-2.8	1.3	1.4	-2.0	-1.2	-1.4	-3.1	0.9	1.8
323/ 32300	Pembuatan barangan sukan	-0.1	-4.2	-0.3	8.5	1.5	-7.2	-10.9	0.4	-3.3	0.4	-4.5	1.9	-0.5
324/ 32400	Pembuatan permainan dan mainan	-12.6	0.3	16.2	2.6	-1.8	4.0	0.3	-22.7	2.6	-4.2	-0.7	1.6	6.0
331 & 332	Pembaikan pemasangan produk logam, jentera, kelengkapan dan pemasangan jentera perindustrian dan kelengkapan	1.0	-0.9	-5.8	9.8	4.8	-0.9	-4.8	0.2	-1.1	2.3	2.3	-4.8	-3.3
33150	Pembaikan dan penyelenggaraan kelengkapan pengangkutan kecuali motosikal dan basikal	3.1	-1.6	-7.3	20.0	6.2	-5.0	-9.3	0.3	2.5	3.2	1.8	-7.9	-2.8
	Industri lain	0.5	-0.7	-5.4	7.3	4.4	0.2	-3.6	0.1	-1.9	2.0	2.5	-4.0	-3.4
Jumlah Pembuatan		1.4	-0.8	0.2	4.1	0.8	-1.4	-0.4	-3.2	-0.8	0.5	-1.6	0.9	0.4

2023																	Group Description/Period
Jul.	Ogo.	Sep.	Okt.	Nov.	Dis.	Jan.	Feb.	Mac	Apr.	Mei	Jun	Jul.	Ogo.	Sep.	Okt.	Nov.	
-3.7	-4.7	-2.4	-1.8	-0.7	14.6	-9.7	-2.3	11.3	-8.1	-2.9	5.6	-4.5	2.1	3.8	0.4	0.8	Manufacture of optical instruments, photographic equipment, magnetic and optical media
2.3	2.5	-1.3	-2.2	-0.6	11.9	-1.7	-6.5	2.4	-9.3	4.8	0.3	2.5	-1.2	-1.1	-2.1	-2.4	Manufacture of electric motors, generators, transformers and electricity distribution and control apparatus
0.1	1.6	-1.9	0.2	-4.3	2.8	4.8	-12.2	-1.7	3.5	5.1	3.9	-2.4	5.0	2.7	0.4	-2.3	Manufacture of electric motors, generators and transformers
3.8	3.2	-1.0	-3.8	1.9	17.6	-5.3	-3.0	4.6	-16.0	4.6	-2.0	5.8	-5.0	-3.7	-4.0	-2.4	Manufacture of electricity distribution and control apparatus
1.5	6.2	-0.7	1.4	2.3	4.7	-2.7	6.9	-3.1	-6.0	10.2	-8.5	8.0	1.6	2.2	-0.01	-0.4	Manufacture of batteries and accumulators
1.0	3.1	0.1	2.1	-6.0	5.5	-4.8	-0.7	-5.1	-6.1	6.6	6.7	-4.8	1.7	-2.4	-4.1	-5.0	Manufacture of wiring and wiring devices
10.1	3.0	7.8	-0.1	-0.7	13.1	-22.4	1.2	-2.3	3.3	17.1	0.5	-1.6	-0.5	1.7	2.1	-12.0	Manufacture of fibre optic cables
0.4	3.1	-0.4	2.4	-6.6	5.9	-3.5	-0.8	-5.4	-6.7	5.3	7.5	-5.1	1.8	-2.8	-4.8	-4.4	Manufacture of other electronic and electric wires and cables
-1.8	2.1	-3.2	0.2	-2.3	-24.4	10.0	-0.2	-2.5	-10.1	17.6	-0.3	-4.1	6.4	-2.4	-3.7	-1.2	Manufacture of current-carrying and non current-carrying wiring devices for electrical circuits regardless of material
0.04	6.4	-1.1	-2.3	2.2	8.1	-6.3	-3.6	-15.5	-5.3	6.5	6.3	9.8	7.2	-2.1	-2.6	-3.4	Manufacture of electric lighting equipment
-9.1	-8.3	-14.0	-3.0	-1.8	2.5	1.9	4.8	-1.4	-20.1	44.6	-0.3	-1.8	1.7	-5.4	-5.2	-1.0	Manufacture of domestic appliances
0.5	0.3	19.4	-3.7	1.2	19.2	-6.3	-3.9	-5.4	-10.7	3.8	7.1	-5.0	2.1	3.9	4.4	-6.2	Manufacture of other electrical equipment
0.6	2.7	1.0	1.5	-1.5	12.2	-4.4	-2.1	-3.6	-2.1	-0.7	-0.9	-0.7	2.6	1.0	0.9	-0.5	Manufacture of general-purpose and special-purpose machinery
3.1	2.9	0.9	1.8	-3.4	23.7	-20.3	-1.5	1.5	2.2	2.5	-0.1	0.1	2.6	-0.3	0.3	-5.1	Manufacture of fluid power equipment
0.3	4.2	1.7	4.1	-3.5	4.7	-8.9	-4.3	4.3	-3.7	2.3	1.2	-1.5	2.3	0.8	-0.9	2.5	Manufacture of other pumps, compressors, taps and valves
5.3	7.2	-3.5	-0.7	3.2	17.1	-19.8	5.0	-3.6	-16.8	-1.0	-1.6	-0.4	-1.9	1.0	0.8	1.2	Manufacture of power-driven hand tools with self-contained electric or non-electric motor or pneumatic drives
-4.1	-0.5	1.0	3.2	0.2	20.2	-0.5	0.9	-10.2	2.4	-1.2	0.3	-1.3	-17.4	2.4	3.9	-1.7	Manufacture of metal-forming machinery and machine tools
-0.2	0.8	2.6	0.5	-2.4	9.7	6.9	-4.6	-5.8	2.1	-2.4	-2.2	-0.4	9.6	1.0	1.2	-1.2	Manufacture of air-conditioning machines, including for motor vehicles
-4.5	4.5	-4.7	1.9	-1.2	17.4	-15.3	0.6	-7.9	5.2	2.0	0.9	-1.2	3.5	-1.6	0.1	-1.3	Manufacture of other special-purpose machinery
0.1	-1.5	8.2	-3.5	0.2	6.2	4.6	-0.8	-8.7	0.6	2.6	-1.6	1.7	11.1	4.9	-0.6	-0.3	Other industry
-4.7	0.9	2.2	0.4	0.5	8.0	-8.6	3.1	1.6	3.8	1.7	-0.2	-4.7	-1.9	0.2	1.0	0.2	Manufacture of motor vehicles
-1.4	-0.04	1.4	0.2	0.1	1.6	2.6	1.7	19.2	-14.9	4.6	-0.5	-2.0	2.0	2.4	0.9	7.6	Manufacture of bodies (coachwork) for motor vehicles; manufacture of trailers and semi-trailers
-0.6	-1.4	3.7	-0.3	-3.6	1.6	1.5	2.1	0.9	-0.9	0.5	-4.6	0.01	-3.8	3.2	2.5	-3.8	Manufacture of parts and accessories for motor vehicles
-1.1	-0.3	2.2	-0.2	-8.9	1.8	3.3	3.7	0.9	1.1	-0.4	-4.7	-1.8	2.1	5.0	2.5	-7.4	Building of ships and boats
0.5	0.2	2.8	-1.5	8.9	0.5	-6.4	0.7	2.1	-4.4	-1.7	-3.9	-1.2	-25.2	1.0	-2.9	9.3	Manufacture of railway locomotives, rolling stock, air and spacecraft, related machinery, military fighting vehicles and transport equipment n.e.c
0.2	-5.0	8.3	0.1	2.8	1.9	1.8	-0.6	0.3	-3.7	3.9	-4.5	5.2	-6.4	-0.4	4.7	0.3	Manufacture of motorcycles
-1.0	0.5	4.9	-0.5	-0.1	3.7	5.6	-3.3	-0.7	-3.0	2.8	-3.8	0.7	0.7	3.5	0.01	0.3	Manufacture of bicycles and invalid carriages
0.1	0.8	5.8	-0.7	-0.2	3.8	7.0	-3.8	-0.7	-3.7	6.1	-3.9	-0.5	0.8	3.5	-0.4	0.2	Other industry
-5.0	-0.6	1.5	0.1	0.1	3.3	-0.1	-0.9	-0.5	-0.4	-10.6	-3.3	6.4	0.4	3.5	2.0	1.0	Manufacture of wooden and cane furniture
-0.6	0.6	-0.9	0.6	2.6	27.7	-15.4	-5.0	2.9	-2.0	-7.9	-9.0	11.0	-0.8	2.9	1.1	9.4	Manufacture of jewellery, bijouterie and related articles
-0.7	2.2	0.1	-2.2	-0.6	4.2	-2.8	-1.2	-3.2	-0.9	7.3	-2.4	-0.2	2.9	1.1	0.6	-0.3	Manufacture of musical instruments, medical and dental instruments and supplies and other manufacturing n.e.c.
0.1	0.6	-7.0	0.7	-2.1	3.2	-3.8	5.6	-2.4	-6.0	5.5	-1.4	4.1	7.6	-5.7	-3.1	-2.1	Manufacture of stationery
-1.0	2.7	2.0	-2.9	-0.2	4.4	-2.5	-2.9	-3.4	0.5	7.8	-2.7	-1.3	1.6	3.0	1.6	0.2	Other industry
-1.2	2.7	-3.4	10.4	0.8	-2.4	-0.9	5.5	0.2	-8.8	4.6	-9.0	6.3	-15.9	-5.3	15.1	-5.3	Manufacture of sports goods
5.8	5.0	4.9	-8.1	2.3	14.6	-12.4	-0.4	6.6	-7.1	8.8	4.3	-9.0	6.1	0.8	-3.3	-7.3	Manufacture of games and toys
-1.6	-0.8	0.4	5.5	4.0	4.0	0.3	0.9	-0.3	1.8	-2.4	-3.7	-1.5	-0.3	0.2	0.5	3.8	Repair of fabricated metal products, machinery and equipment and installation of industrial machinery and equipment
-5.8	3.3	2.8	2.7	17.6	4.7	-4.5	6.0	-4.1	-1.2	-3.2	-2.6	-8.0	1.5	1.3	3.7	18.3	Repair and maintenance of transport equipment except motorcycles and bicycles
-0.6	-1.8	-0.2	6.3	0.6	3.8	1.7	-0.6	0.9	2.6	-2.1	-4.0	0.3	-0.8	-0.1	-0.3	-0.1	Other industry
-1.4	0.8	1.5	-0.05	0.1	8.5	-4.4	-0.2	0.1	-1.9	1.0	-0.6	-1.5	0.9	1.7	0.1	0.04	Total Manufacturing

Jadual 2 : Pengeluaran Produk Utama dalam Industri Pembuatan yang Terpilih
Table 2 : Production of Major Products in Selected Manufacturing Industries

Keterangan Produk Product Description	Unit Kuantiti Quantity Unit	2021	2022	2022							
				Jan.	Feb.	Mac	Apr.	Mei	Jun	Jul.	Ogo.
Ikan tin <i>Canned fish</i>	Tan <i>Tonne</i>	6,224	5,751	575	573	681	522	467	474	402	466
Ikan segar sejuk beku <i>Frozen fish</i>	Tan <i>Tonne</i>	15,032	15,551	1,054	1,110	990	1,097	1,083	1,259	1,425	1,431
Bebola ikan <i>Fish ball</i>	Tan <i>Tonne</i>	6,716	7,609	530	438	485	613	725	740	783	783
Sotong sejuk beku <i>Frozen cuttle fish/squid</i>	Tan <i>Tonne</i>	6,047	6,613	399	392	494	558	669	707	602	604
Udang geragau/udang sejuk beku <i>Frozen shrimps/prawns</i>	Tan <i>Tonne</i>	16,140	15,676	1,473	1,386	1,589	1,530	1,505	1,527	927	1,097
Jem (semua jenis) <i>Jams (all types)</i>	Tan <i>Tonne</i>	8,082	10,381	709	881	870	732	851	949	913	927
Minyak kelapa mentah <i>Coconut (copra) oil and its fraction crude oil</i>	Tan <i>Tonne</i>	16,721	19,293	1,455	1,676	1,795	1,434	1,307	1,824	1,561	1,626
Minyak kelapa, ditapis <i>Coconut oil, refined</i>	Tan <i>Tonne</i>	61,883	77,053	6,412	5,085	5,345	6,100	6,544	7,041	5,461	7,061
Lemak doh/shortening <i>Dough fats/shortening</i>	Tan <i>Tonne</i>	184,620	168,717	19,552	14,868	12,837	13,699	12,115	13,002	14,810	12,379
Marjerin <i>Margerine</i>	Tan <i>Tonne</i>	61,332	64,079	6,406	5,087	4,561	5,021	4,437	5,019	5,446	5,510
Minyak masak campuran <i>Blended/deodorised cooking oil</i>	Tan <i>Tonne</i>	406,788	449,191	29,780	37,100	42,595	44,277	39,192	38,303	38,751	38,748
Susu pekat manis <i>Sweetened condensed milk</i>	Tan <i>Tonne</i>	405,676	431,843	36,651	27,016	30,233	33,676	34,861	39,356	40,104	43,081
Minuman susu <i>Milk drinks</i>	Liter ('000) <i>Litres ('000)</i>	83,078	90,600	6,577	5,534	5,931	6,723	7,020	8,066	8,626	9,805
Beras <i>Whole rice</i>	Tan <i>Tonne</i>	710,685	756,333	62,719	86,662	76,096	75,775	56,749	57,487	53,520	62,190
Beras hancur <i>Broken rice</i>	Tan <i>Tonne</i>	73,238	83,440	6,633	8,311	7,767	7,806	7,968	6,666	7,139	7,752
Tepung gandum <i>Wheat flour</i>	Tan <i>Tonne</i>	993,335	1,003,321	76,997	75,107	76,894	69,242	84,344	85,019	83,318	88,827
Roti dan kek <i>Bread and cakes</i>	Tan <i>Tonne</i>	479,951	483,325	40,182	42,619	41,659	41,458	37,177	39,705	40,132	40,138
Mee dan bihun <i>Mee and bihun</i>	Tan <i>Tonne</i>	249,484	271,986	25,191	23,356	21,334	21,324	19,106	21,188	21,416	23,208
Sos dan bahan perasa <i>Sos and flavoring ingredients</i>	Tan <i>Tonne</i>	80,711	81,282	7,293	6,440	5,603	5,704	5,225	7,011	6,815	7,366
Kelapa kering <i>Desiccated coconuts</i>	Tan <i>Tonne</i>	4,259	4,968	340	346	405	405	391	449	392	455
Makanan ayam itik campuran <i>Mixed poultry feed</i>	Tan <i>Tonne</i>	1,958,720	2,076,296	189,039	165,455	165,558	161,454	147,477	142,203	162,822	165,664
Hidangan ikan <i>Fish meals</i>	Tan <i>Tonne</i>	119,236	131,999	11,589	11,545	12,402	12,470	8,885	11,723	11,102	11,823
Biskut <i>Biscuits</i>	Tan <i>Tonne</i>	165,062	148,395	12,985	12,194	12,729	12,019	11,223	12,014	10,375	11,908
Gula bertapis <i>Refined sugar</i>	Tan <i>Tonne</i>	1,571,056	1,725,619	133,586	126,077	153,348	169,602	148,073	148,564	149,233	137,662
Minuman manis berkarbonat <i>Sweet beverages (carbonated)</i>	Liter ('000) <i>Litres ('000)</i>	219,416	255,335	20,938	20,421	20,969	25,977	23,604	21,885	20,247	21,243

2023														
Sept.	Okt.	Nov.	Dis.	Jan.	Feb.	Mac	Apr.	Mei	Jun	Jul.	Ogo.	Sept.	Okt.	Nov.
454	381	366	390	488	500	572	495	498	497	454	473	462	441	422
1,442	1,674	1,448	1,538	1,226	1,337	1,392	1,395	1,465	1,601	1,850	1,803	1,783	2,096	1,800
779	665	547	520	535	439	546	659	751	750	732	728	725	756	606
589	606	476	517	512	532	606	568	622	723	605	604	604	677	509
1,033	1,110	1,272	1,227	1,454	1,501	1,605	1,543	1,468	1,433	1,211	1,381	1,401	1,422	1,456
910	924	936	779	845	1,051	1,125	758	994	1,129	1,058	1,040	999	948	941
1,700	2,065	1,448	1,402	1,764	1,851	1,874	1,694	1,534	1,347	1,452	1,386	1,524	1,510	1,462
7,137	7,993	5,711	7,162	6,742	4,833	4,578	5,927	6,469	6,385	7,328	6,950	7,412	7,159	5,080
13,047	13,647	14,521	14,239	13,952	14,046	11,907	12,140	11,815	12,823	12,757	13,017	13,524	14,566	14,449
5,408	5,965	5,274	5,944	6,420	6,340	5,231	5,455	5,076	6,226	6,424	6,707	6,490	7,258	6,380
36,061	36,586	34,407	33,391	31,903	39,165	50,943	41,344	40,776	36,215	33,837	33,729	40,055	43,327	42,980
41,714	36,625	34,314	34,211	34,290	32,032	33,185	32,398	37,643	44,054	51,633	44,616	45,341	39,115	36,164
9,598	8,820	7,024	6,876	7,392	7,815	7,351	7,559	8,696	10,086	12,117	11,923	12,666	12,224	12,260
71,021	58,274	55,550	40,290	52,499	75,233	73,227	56,227	58,584	50,174	51,666	50,109	64,642	52,051	49,452
6,592	5,715	5,423	5,667	7,044	9,205	10,056	8,589	10,643	8,663	9,412	8,246	8,253	7,252	7,443
89,810	88,642	95,606	89,514	85,194	80,665	77,355	69,774	78,311	77,293	80,987	89,958	89,306	88,539	96,778
40,592	39,202	39,753	40,707	46,706	57,507	50,801	46,250	49,754	53,949	60,276	50,333	47,111	46,071	49,337
22,445	22,881	25,408	25,129	25,519	27,765	24,975	22,304	20,393	18,568	19,258	18,613	20,594	19,775	21,985
6,968	8,164	7,174	7,518	8,963	8,892	7,094	7,257	5,803	7,115	7,630	8,228	8,359	8,189	8,088
479	493	428	384	356	402	456	490	466	434	360	329	352	386	332
162,459	165,806	211,141	237,218	204,045	172,901	185,917	199,776	187,501	171,765	198,292	209,858	200,231	207,465	216,561
11,188	9,353	10,448	9,470	10,446	10,098	11,790	13,526	10,074	7,413	7,502	8,099	7,511	6,902	6,865
11,361	12,906	14,700	13,981	11,277	12,190	12,653	10,471	10,765	9,412	8,173	8,475	8,984	11,140	10,517
121,436	133,701	159,505	144,831	145,457	154,114	169,973	179,867	167,322	164,979	171,212	156,720	164,787	167,954	159,152
21,753	17,594	18,229	22,476	23,795	25,078	26,245	28,616	29,377	30,923	31,143	31,421	31,463	31,577	30,400

Jadual 2 : Pengeluaran Produk Utama dalam Industri Pembuatan yang Terpilih
Table 2 : Production of Major Products in Selected Manufacturing Industries

Keterangan Produk Product Description	Unit Kuantiti Quantity Unit	2021	2022	2022							
				Jan.	Feb.	Mac	Apr.	Mei	Jun	Jul.	Ogo.
Minuman manis tidak <i>Sweet beverages (non-carbonated)</i>	Liter ('000) <i>Litres ('000)</i>	2,218,416	2,077,269	209,942	211,612	209,735	233,035	159,811	145,816	143,478	152,103
Air mineral dan minuman <i>Mineral and drinking water</i>	Liter ('000) <i>Litres ('000)</i>	612,345	643,820	40,162	55,073	54,827	58,588	56,314	53,386	50,664	58,975
Kain kapas <i>Cotton cloth</i>	Meter ('000) <i>Metres ('000)</i>	72,734	61,170	4,599	5,307	4,513	5,303	5,078	6,033	4,821	4,852
Seluar lelaki <i>Pants, males</i>	Bilangan ('000) <i>Number ('000)</i>	6,035	3,842	452	452	485	507	290	115	152	264
Kemeja lelaki <i>Shirts, males</i>	Bilangan ('000) <i>Number ('000)</i>	13,569	14,032	1,271	1,057	935	990	1,057	1,065	1,255	1,176
Blaus <i>Blouses</i>	Bilangan ('000) <i>Number ('000)</i>	4,709	4,341	382	383	398	419	365	382	487	438
Pakaian perempuan <i>Dresses</i>	Bilangan ('000) <i>Number ('000)</i>	3,150	2,353	226	222	245	274	224	138	137	194
Kasut getah (semua jenis) <i>Rubber footwear (all types)</i>	Pasang ('000) <i>Pairs ('000)</i>	2,045	2,062	161	168	168	174	114	110	152	162
Kiln kayu kering <i>Kiln dried timber</i>	Tan <i>Tonne</i>	127,086	151,050	8,264	7,973	10,740	11,878	12,519	12,441	18,426	16,457
Kayu gergaji <i>Rubberwood (sawn)</i>	Tan <i>Tonne</i>	139,692	165,191	9,789	10,735	8,248	10,615	12,609	12,647	17,704	17,496
Kepingan venir <i>Veneer sheets</i>	Meter Padu <i>Cubic metre</i>	394,056	338,186	28,703	28,863	37,663	38,763	22,360	30,601	30,926	26,395
Papan gentian berkepadatan sederhana <i>Medium density fibreboard</i>	Meter Padu <i>Cubic metre</i>	2,117,223	2,143,469	233,191	185,859	124,650	145,441	102,626	92,142	133,698	202,824
Papan lapis <i>Plywood</i>	Meter Padu <i>Cubic metre</i>	3,438,335	3,956,588	307,464	347,707	452,726	423,959	409,518	319,644	367,368	282,464
Ukiran kayu <i>Timber moulding</i>	Meter Padu <i>Cubic metre</i>	54,406	45,564	4,075	4,083	4,706	5,347	5,381	2,780	2,545	3,147
Kayu balak siap <i>Dressed timber</i>	Meter Padu <i>Cubic metre</i>	7,984	7,617	890	852	812	905	740	508	444	439
Rak dan beg kertas <i>Sacks and bags of paper</i>	Bilangan ('000) <i>Number ('000)</i>	355,061	372,939	30,350	28,594	28,900	27,735	26,025	30,234	34,913	32,527
Kertas tisu <i>Tissue paper</i>	Tan <i>Tonne</i>	96,290	95,013	9,051	7,899	6,553	7,904	6,961	6,559	8,611	10,054
Kertas napkin <i>Napkin paper</i>	Tan <i>Tonne</i>	5,355	3,831	545	569	460	492	432	212	211	235
Kertas tandas <i>Toilet paper</i>	Tan <i>Tonne</i>	75,508	67,708	7,525	7,051	5,714	6,563	5,714	5,514	6,812	5,263
Minyak tanah <i>Kerosene</i>	Tan <i>Tonne</i>	4,168,054	3,157,887	339,125	225,119	262,606	246,327	246,868	280,765	242,871	241,308
Gas petroleum cecair <i>Liquefied petroleum gas</i>	Tan <i>Tonne</i>	2,692,737	2,677,740	214,892	223,610	234,612	230,996	237,318	237,069	215,751	217,239
Minyak bahan api <i>Fuel oil</i>	Tan <i>Tonne</i>	2,118,830	1,990,382	168,656	172,040	175,192	168,554	126,759	150,480	172,323	171,151
Minyak diesel/gas <i>Diesel/ gas oil</i>	Tan <i>Tonne</i>	12,881,426	15,412,400	1,057,053	1,149,385	1,194,170	728,887	886,360	1,189,158	1,237,929	1,633,407
Gasolin (spirit motor) <i>Gasoline (motor spirit)</i>	Tan <i>Tonne</i>	6,433,373	6,466,006	422,866	491,936	530,775	587,688	644,917	594,875	580,093	662,354
Minyak pelincir campuran <i>Blended lubricating oil</i>	Tan <i>Tonne</i>	106,578	144,668	7,857	7,278	8,201	8,315	9,825	10,560	13,272	17,011

2023														
Sept.	Okt.	Nov.	Dis.	Jan.	Feb.	Mac	Apr.	Mei	Jun	Jul.	Ogo.	Sept.	Okt.	Nov.
154,519	150,298	157,557	149,364	178,192	188,186	192,169	192,361	172,234	146,375	150,214	154,858	155,300	161,386	164,059
67,078	57,708	49,012	42,033	37,284	52,130	44,817	47,685	60,080	60,220	67,817	69,401	81,544	69,223	64,516
4,791	5,180	5,900	4,792	3,373	3,278	3,028	3,418	3,430	3,275	2,949	3,245	3,323	3,719	4,604
254	256	332	282	328	342	357	360	283	125	101	101	124	132	102
1,137	1,305	1,451	1,333	1,405	1,247	1,090	1,181	1,305	1,367	1,425	1,294	1,180	1,369	1,349
399	198	239	252	295	310	311	338	311	305	292	255	241	215	215
180	167	182	164	171	182	204	229	196	203	202	204	187	177	167
191	251	224	187	164	169	175	208	142	133	124	114	135	179	159
16,140	13,638	10,774	11,799	11,006	11,062	12,827	12,994	10,548	11,362	14,403	12,517	13,063	10,158	10,016
15,953	18,095	17,447	13,853	10,639	12,211	9,268	10,352	9,678	9,024	9,828	9,252	10,871	14,158	9,486
25,394	25,071	20,908	22,539	23,817	27,994	32,305	32,578	28,378	24,596	20,735	21,600	20,446	21,385	17,294
202,273	235,782	245,561	239,422	201,203	235,274	200,086	184,479	118,195	119,393	175,173	273,432	249,702	270,590	297,108
271,696	286,869	253,220	233,953	233,036	317,336	358,212	315,158	393,850	397,296	380,932	386,102	364,623	400,666	417,093
3,297	3,591	3,548	3,064	3,328	3,286	3,973	4,575	4,493	3,220	3,087	3,923	3,954	4,696	4,575
409	498	474	646	852	709	680	784	623	389	310	319	362	399	379
34,776	34,184	32,270	32,431	33,310	32,482	30,427	27,986	26,999	25,885	24,416	26,382	26,263	25,534	26,713
9,080	7,864	7,392	7,087	6,917	6,858	7,042	7,570	7,328	7,444	7,421	7,380	6,659	5,981	7,484
184	181	191	121	171	199	260	258	264	229	193	155	119	91	86
4,712	4,413	4,413	4,013	4,000	4,495	4,895	4,494	4,308	4,055	4,302	3,236	2,800	2,804	3,508
260,885	273,060	270,123	268,829	274,589	207,240	316,930	305,623	314,510	388,860	192,840	225,382	282,831	250,123	258,425
220,819	228,647	205,767	211,020	228,283	226,457	215,490	232,599	258,426	236,276	188,737	209,913	206,687	192,568	199,499
156,585	175,719	172,016	180,907	183,132	110,218	144,543	132,926	150,716	193,969	153,195	209,673	195,261	161,661	145,775
1,582,662	1,658,524	1,585,058	1,509,806	1,424,840	1,543,133	1,772,586	811,203	1,065,404	1,193,439	1,107,947	1,415,154	1,485,982	1,374,917	1,531,166
591,414	622,471	374,967	361,650	335,806	396,975	426,631	404,507	527,974	394,997	378,221	444,439	446,331	390,039	250,727
17,465	15,912	14,859	14,114	12,511	11,557	12,410	12,168	14,624	14,518	14,212	18,958	18,900	18,920	19,402

Jadual 2 : Pengeluaran Produk Utama dalam Industri Pembuatan yang Terpilih
Table 2 : Production of Major Products in Selected Manufacturing Industries

Keterangan Produk Product Description	Unit Kuantiti Quantity Unit	2021	2022	2022							
				Jan.	Feb.	Mac	Apr.	Mei	Jun	Jul.	Ogo.
Nafta <i>Naptha</i>	Tan <i>Tonne</i>	3,901,388	3,258,599	283,494	290,304	291,133	265,542	229,645	309,408	259,083	278,135
Gas asli cecair <i>Liquefied natural gas</i>	Tan <i>Tonne</i>	29,011,740	31,283,443	2,480,530	2,520,849	3,021,754	1,949,026	2,463,934	2,972,336	3,008,451	2,790,947
Nitrogen dan oksigen <i>Nitrogen and oxygen</i>	Meter padu ('000) <i>Cubic metre ('000)</i>	564,435	610,924	48,541	54,388	63,436	52,681	53,108	53,846	51,803	42,583
Methanol (methyl alcohol) <i>Methanol (methyl alcohol)</i>	Tan <i>Tonne</i>	3,717,444	4,364,885	387,861	455,504	410,956	322,281	377,058	273,473	249,620	386,661
Baja (termasuk urea) <i>Fertilizers (includes urea)</i>	Tonne <i>Tonne</i>	5,839,960	7,584,494	607,577	623,200	525,919	552,711	412,337	584,235	603,450	751,728
Sebatian P.V.C <i>P.V.C. compound</i>	Tan <i>Tonne</i>	88,182	71,331	8,010	7,666	6,856	6,576	4,991	4,089	4,466	6,360
Racun serangga aerosol (cecair) <i>Aerosol insecticides (liquid)</i>	Liter <i>Litres</i>	7,057,722	6,083,228	552,408	550,003	533,184	500,430	472,647	453,389	455,106	548,224
Racun herba (cecair) <i>Herbicides (liquid)</i>	Liter ('000) <i>Litres ('000)</i>	68,379	97,264	8,169	8,885	9,770	9,259	7,915	6,865	6,813	7,864
Racun herba (bukan cecair) <i>Herbicides (non-liquid)</i>	Tonne <i>Tonne</i>	66,062	91,308	7,329	7,730	8,270	8,807	8,262	8,004	6,945	7,457
Cat emulsi <i>Emulsion paints</i>	Liter ('000) <i>Litres ('000)</i>	49,480	58,557	4,498	4,394	4,123	3,263	4,070	4,693	4,805	6,254
Cat lapis <i>Under-coats</i>	Liter ('000) <i>Litres ('000)</i>	17,890	17,875	1,465	1,293	1,206	1,137	1,283	1,552	1,593	1,509
Cat asas <i>Primers</i>	Liter ('000) <i>Litres ('000)</i>	19,302	18,342	1,843	1,736	1,465	1,109	1,081	1,434	1,395	1,452
Dakwat pencetak <i>Printing ink</i>	Tan <i>Tonne</i>	28,717	21,967	2,129	1,716	2,197	1,686	2,297	1,572	1,547	1,883
Pelembut fabrik <i>Fabric softener</i>	Liter ('000) <i>Litres ('000)</i>	33,368	31,289	2,649	2,748	2,795	2,165	2,249	2,011	2,201	2,717
Sabun mandi <i>Toilet soap</i>	Tan <i>Tonne</i>	16,915	15,469	1,185	1,246	1,248	921	891	1,386	1,281	1,495
Sabun serbuk (bahan pencuci) <i>Soap powder (detergents)</i>	Tan <i>Tonne</i>	102,043	97,339	8,057	8,265	9,018	6,885	7,107	7,485	8,262	10,594
Pelekat perindustrian <i>Adhesive, industrial</i>	Liter ('000) <i>Litres ('000)</i>	156,030	156,135	11,894	13,036	13,037	13,923	13,965	13,253	12,784	13,507
Tayar pneumatik (semua jenis) <i>Pneumatic tyres (all types)</i>	Bilangan ('000) <i>Number ('000)</i>	8,261	6,775	979	943	777	657	426	441	566	527
Tiub dalam (semua jenis) <i>Inner tubes (all types)</i>	Bilangan ('000) <i>Number ('000)</i>	1,426	1,124	134	121	83	84	66	64	97	123
Getah mutu malaysia (semua gred) <i>S.M.R. (all grades)</i>	Tan <i>Tonne</i>	817,560	686,810	59,033	63,192	53,261	53,191	48,567	45,231	50,969	68,621
Susu getah diproses <i>Processed latex</i>	Tan <i>Tonne</i>	41,081	45,852	2,775	3,355	3,598	4,037	4,037	3,698	4,164	5,167
Sarung tangan getah <i>Rubber gloves</i>	Pasang (Juta) <i>Pairs (Million)</i>	136,796	85,559	8,188	7,845	9,727	10,341	9,499	8,457	6,774	4,971
Kondom <i>Condom</i>	Gross ('000) <i>Gross ('000)</i>	18,085	18,730	1,508	1,395	1,542	1,858	1,796	1,983	1,672	1,456
Paip P.V.C. <i>P.V.C. pipes</i>	Tan <i>Tonne</i>	99,972	98,006	8,332	9,310	10,963	9,704	7,487	7,049	7,114	6,068
Bata tanah <i>Earthen bricks</i>	Bilangan ('000) <i>Number ('000)</i>	109,691	153,283	12,453	15,412	12,734	13,511	11,054	7,447	8,362	10,093

2023														
Sept.	Okt.	Nov.	Dis.	Jan.	Feb.	Mac	Apr.	Mei	Jun	Jul.	Ogo.	Sept.	Okt.	Nov.
268,478	281,581	254,667	247,128	271,062	248,478	218,498	273,287	283,120	380,488	205,252	222,786	215,250	199,641	295,999
2,537,110	2,542,402	2,589,739	2,406,365	2,751,277	2,594,258	3,044,181	1,987,056	2,712,791	2,368,951	2,849,003	2,682,100	2,356,975	2,827,151	2,644,124
42,353	44,951	52,244	50,990	47,260	48,817	54,618	48,975	42,934	44,678	43,201	35,453	35,628	38,433	41,554
395,315	350,255	340,803	415,098	374,694	407,881	403,658	320,412	388,091	242,304	309,801	482,508	473,473	545,943	561,494
757,716	642,860	815,789	706,973	655,340	452,398	398,842	358,670	426,865	475,927	535,863	531,558	559,863	541,973	522,053
5,857	5,017	5,730	5,713	5,438	6,038	6,056	5,441	4,584	4,598	4,597	4,590	4,648	3,438	3,390
558,412	515,383	511,808	432,234	418,120	411,624	384,343	389,137	432,745	500,884	501,603	502,999	452,079	413,442	370,013
6,653	8,812	8,634	7,624	8,996	8,614	8,911	8,927	9,612	8,265	6,995	6,864	5,013	5,792	6,467
7,681	7,236	6,250	7,337	4,845	4,864	5,530	5,460	6,280	6,002	5,108	5,101	4,427	3,017	3,178
6,287	4,824	6,062	5,284	6,733	6,803	6,007	4,626	6,415	6,554	6,268	6,259	5,599	3,797	5,278
1,699	1,568	1,808	1,763	1,518	1,598	1,430	1,197	1,556	1,600	556	561	600	638	569
1,725	1,442	1,556	2,103	1,508	1,799	1,424	1,064	1,287	1,389	1,693	2,144	2,434	2,146	1,965
1,765	1,723	1,738	1,715	2,266	1,675	1,675	1,619	1,492	1,493	1,483	1,667	1,908	1,859	1,894
2,254	2,880	3,027	3,593	2,594	2,605	2,569	2,158	2,849	2,518	2,216	2,209	1,623	2,384	2,589
1,277	1,253	1,499	1,787	1,380	1,413	1,388	1,026	1,222	1,355	1,344	1,383	1,169	877	1,039
9,311	8,166	7,019	7,170	6,291	6,243	6,683	5,394	6,896	6,901	6,892	6,956	6,060	7,357	5,781
13,329	12,713	12,251	12,443	13,228	14,684	12,898	13,911	14,166	15,779	13,588	12,813	13,611	14,294	13,385
335	406	335	384	507	514	445	343	349	352	369	333	337	428	371
103	100	82	67	93	90	64	52	54	56	61	60	64	68	64
61,250	60,289	58,460	64,745	57,754	59,442	48,306	47,401	47,783	48,026	51,364	59,510	54,635	62,203	63,258
4,535	3,939	2,943	3,605	3,275	3,769	3,729	3,849	4,065	4,564	4,814	5,284	4,940	4,673	3,643
5,151	4,788	4,991	4,826	6,065	5,892	7,374	7,002	6,242	5,406	5,211	5,216	4,680	4,591	4,646
1,580	1,303	1,180	1,456	1,547	1,454	1,465	1,997	2,020	2,342	1,905	1,579	1,790	1,674	1,557
7,013	7,621	8,746	8,600	9,670	11,653	12,461	11,802	9,794	9,643	9,924	8,385	9,289	9,395	10,848
10,629	14,026	19,723	17,838	13,700	17,458	13,268	17,142	14,890	13,504	13,481	14,627	15,844	18,276	25,849

Jadual 2 : Pengeluaran Produk Utama dalam Industri Pembuatan yang Terpilih
Table 2 : Production of Major Products in Selected Manufacturing Industries

Keterangan Produk Product Description	Unit Kuantiti Quantity Unit	2021	2022	2022							
				Jan.	Feb.	Mac	Apr.	Mei	Jun	Jul.	Ogo.
Jubin seramik Ceramic tiles	M. Persegi ('000) Sq. metres ('000)	28,512	26,270	2,589	2,800	2,775	2,248	2,492	1,893	1,901	2,053
Simen (semua jenis) Cement (all types)	Tan ('000) Tonnes ('000)	19,961	19,856	2,326	2,456	2,417	1,524	1,214	1,140	1,147	1,205
Konkrit campuran siap Ready mixed concrete	Meter padu ('000) Cubic metre ('000)	35,425	37,695	2,809	2,819	3,001	2,939	2,881	3,095	3,125	3,439
Bumbung genting simen (semua jenis) Cement roofing tiles (all types)	Bilangan ('000) Number ('000)	37,054	39,761	2,623	3,166	3,249	3,104	3,249	3,206	3,728	4,004
Cerucuk, tiang konkrit Piles, poles, posts of concrete	Tan Tonne	1,549,050	1,416,140	127,642	139,049	121,530	141,318	128,212	108,807	101,214	108,645
Pasir silika (diproses) Silica sands (processed)	Tan ('000) Tonnes ('000)	157,885	153,159	8,592	16,848	8,271	8,723	14,828	12,396	13,392	9,106
Selak dan kekeras Bolts and nuts	Tan ('000) Tonnes ('000)	870,924	1,011,455	86,716	92,569	87,366	74,234	70,387	79,917	85,107	87,058
Bar dan batang besi dan keluli Iron and steel bars and rods	Tan Tonne	707,765	931,443	50,692	57,811	60,645	70,605	50,584	65,418	88,081	109,542
Kepingan besi yang disadur Galvanized iron sheets	Tan Tonne	167,833	175,928	11,652	13,722	13,889	18,132	14,367	15,545	12,069	16,820
Tin timah dan semua tin lain Tin cans and all other tins	Bilangan ('000) Number ('000)	2,899,385	2,815,239	267,779	256,075	219,429	249,226	230,141	232,686	215,698	240,082
Dram besi dan keluli Iron and steel drums	Bilangan ('000) Number ('000)	3,936	3,139	322	304	280	307	308	320	223	243
Dawai besi dan keluli bersadur Galvanised iron and steel wire	Tan Tonne	135,473	151,610	10,576	13,693	13,230	11,180	10,932	11,842	14,367	13,872
Dawai mata punai dan jaring Wire mesh and netting	M. Persegi ('000) Sq. metres ('000)	19,258	18,630	1,929	1,652	1,521	1,963	1,853	1,398	1,384	1,457
Transformer elektrik Electrical transformers	Bilangan ('000) Number ('000)	266,713	290,765	25,116	25,981	28,975	24,252	23,238	25,352	25,622	22,548
Dawai dan kabel yang tertebat Insulated wires and cables	Tan Tonne	129,356	154,579	11,565	11,977	12,818	13,462	11,700	12,470	13,199	14,475
Separa konduktor Semi-conductors	Bil. (Juta) Num. (Million)	29,453	32,644	2,544	2,824	3,091	2,600	2,345	2,729	2,725	3,024
Transistor elektronik Electronic transistors	Bil. (Juta) Num. (Million)	48,538	55,538	4,750	4,959	5,394	5,034	5,060	4,903	4,476	4,333
Litar bersepadu Integrated circuits	Bil. (Juta) Num. (Million)	41,416	55,168	3,561	3,875	4,069	4,959	5,070	5,079	5,046	5,106
Televisyen Television	Bilangan Number	15,071,948	15,977,868	1,421,426	1,407,226	1,696,344	1,970,185	2,030,000	1,561,635	977,510	1,061,957
Radio Radios	Bilangan ('000) Number ('000)	9,752	10,190	1,045	995	769	961	940	886	837	859
Penyaman udara Air-conditioners	Bilangan Number	2,253,569	3,162,946	185,063	269,167	271,051	278,643	244,431	238,752	290,930	278,422
Kereta penumpang Passenger cars	Bilangan Number	446,417	650,217	39,455	47,445	55,137	50,724	45,518	55,843	48,002	64,282
Kenderaan perdagangan Commercial vehicles	Bilangan Number	61,634	117,019	6,024	7,151	6,949	7,658	10,283	11,676	11,440	12,108
Wayar abah-abah, kenderaan bermotor Wire harness, motor vehicle	Bilangan ('000) Number ('000)	7,825	9,764	801	851	916	766	770	927	916	800
Motosikal dan skuter Motor cycles and scooters	Bilangan Number	172,431	175,222	10,745	13,959	18,538	23,617	32,530	8,012	9,113	11,238

2023														
Sept.	Okt.	Nov.	Dis.	Jan.	Feb.	Mac	Apr.	Mei	Jun	Jul.	Ogo.	Sept.	Okt.	Nov.
2,220	1,989	1,311	2,000	1,003	1,146	1,859	1,865	2,075	2,079	2,074	2,093	2,445	2,905	2,038
1,163	1,295	1,899	2,070	1,961	2,496	2,704	1,660	1,630	1,698	1,521	1,516	1,444	1,617	2,442
3,305	3,559	3,205	3,519	3,653	3,144	3,342	3,033	2,810	3,243	3,154	3,463	3,607	3,774	2,958
3,877	4,102	2,663	2,789	3,645	2,482	3,020	3,460	4,051	3,262	4,481	3,570	3,443	4,431	2,759
124,362	120,303	100,989	94,069	97,365	99,515	100,767	101,081	105,043	88,870	89,150	96,209	115,877	121,091	121,773
9,100	16,040	19,824	16,038	11,095	17,083	12,508	9,669	15,069	16,980	12,561	12,492	12,607	14,566	18,669
88,311	86,192	91,215	82,383	93,671	101,549	90,100	80,637	88,201	88,757	87,806	92,261	91,832	91,026	97,099
103,947	97,398	80,743	95,977	91,486	111,535	94,582	86,637	87,237	87,536	86,547	114,618	96,620	87,911	106,504
17,824	19,282	12,128	10,497	10,307	11,148	12,940	17,541	19,868	15,473	15,976	22,825	24,544	26,937	13,392
219,112	223,494	224,125	237,393	235,256	255,272	224,148	224,951	182,697	185,229	184,494	205,491	208,553	213,528	209,323
201	207	202	222	211	230	219	209	294	428	382	323	290	317	301
12,924	12,132	12,240	14,622	11,770	15,512	14,010	13,046	12,395	13,967	15,559	14,304	14,052	13,018	14,030
1,372	1,283	1,431	1,388	1,212	1,270	1,099	1,294	1,307	1,270	1,308	1,305	1,310	1,220	1,372
22,133	26,259	20,688	20,599	25,826	28,438	27,362	19,620	19,078	18,084	19,801	17,262	16,671	20,654	20,303
16,269	15,630	10,753	10,260	11,524	13,660	15,687	15,909	7,981	9,988	12,037	12,940	14,398	10,019	7,194
2,827	2,687	2,610	2,638	3,043	3,270	3,392	2,625	2,590	3,071	3,111	3,290	3,302	2,572	2,451
4,077	4,108	4,038	4,406	4,657	4,663	4,686	4,092	4,287	4,043	3,546	3,553	3,523	3,133	3,035
5,557	4,502	3,900	4,445	3,885	3,919	4,311	4,881	5,465	5,299	4,475	4,474	4,946	3,930	3,109
927,793	918,615	997,790	1,007,387	807,858	811,933	997,866	1,031,793	1,482,331	1,490,573	1,186,325	1,294,262	1,186,284	1,186,284	1,443,431
705	635	776	781	709	737	638	637	593	584	671	781	643	722	887
271,153	264,490	274,276	296,568	251,254	292,175	328,527	304,699	307,501	275,213	279,002	261,798	238,352	248,815	258,992
64,701	54,601	60,657	63,852	54,663	59,843	71,731	38,575	60,391	54,643	62,558	63,242	65,022	69,475	62,931
11,086	9,268	12,438	10,939	9,283	10,387	9,461	9,393	15,306	12,168	12,266	12,932	11,208	11,620	12,933
727	773	774	742	809	844	865	730	817	991	1,001	860	785	851	834
11,195	10,613	11,313	14,349	15,992	18,563	21,731	28,591	37,701	33,931	36,810	36,900	34,494	33,039	34,846

Muka surat ini sengaja dibiarkan kosong
This page is deliberately left blank



NOTA TEKNIKAL

Technical Notes

Muka surat ini sengaja dibiarkan kosong
This page is deliberately left blank



- 1. OBJEKTIF** Objektif utama penerbitan ini ialah untuk menyediakan statistik aliran terkini bagi indikator utama di sektor Pembuatan, iaitu statistik **nilai jualan, bilangan pekerja bergaji, gaji & upah** serta **pengeluaran produk utama** yang dipungut melalui Survei Pembuatan Bulanan. Statistik ini membantu pengguna dalam merangka dasar serta membuat keputusan.
- 2. PENANDA ARASAN** Selepas melaksanakan Banci Ekonomi 2016 (tahun rujukan 2015), Jabatan Perangkaan Malaysia (DOSM) telah mengkaji dan melaksanakan proses penanda arasan terhadap statistik pembuatan yang dipungut melalui Survei Pembuatan Bulanan. Proses penanda arasan ini membolehkan siri nilai anggaran tahunan yang dijana menerusi statistik jangka pendek konsisten dengan nilai tahunan daripada banci/survei tahunan sebagai tahun penanda aras. Penanda arasan yang dibuat berpandukan *Quarterly National Accounts Manual 2017 edition, International Monetary Fund* bagi mencapai objektif seperti berikut:
- Menganggarkan data bulanan supaya konsisten dengan data tahunan iaitu, untuk memastikan jumlah data bulanan adalah sama dengan penanda aras tahunan;
 - Memelihara sebanyak mungkin pertumbuhan indikator bulanan semasa proses penanda arasan tahunan dibuat; dan
 - Memastikan data siri ke hadapan, jumlah data bulanan bagi tahun semasa sedekat mungkin dengan data tahunan yang diperolehi semasa banci atau survei tahunan yang dijalankan.

Statistik penanda arasan disusun bagi nilai jualan, bilangan pekerja bergaji dan gaji & upah sektor Pembuatan dan diterbitkan mulai Januari 2020. Tahun asas (penanda aras) adalah menggunakan Banci Ekonomi 2016 (tahun rujukan 2015) sebagai tahun penanda aras dan kaedah *pro rata* (1) dan *extrapolation* (2) digunakan dalam pemprosesan penanda arasan ini.

Kaedah *pro rata*:

$$M^iV = \frac{M^iI}{\sum_{i=1}^{12} M^iV} \times ADT \tag{1}$$

di mana

- M^iV = pemboleh ubah anggaran bulanan yang dinaik aras
- M^iI = siri indikator bulanan
- M^iI = data tahunan tahun asas (penanda aras)
- ADT

Kaedah *extrapolation*:

$$V_t = V_{t-1} * G_{t-1,t} \tag{2}$$

di mana

- V_t = nilai pemboleh ubah
- $G_{t-1,t}$ = pertumbuhan daripada t-1 kepada t



3. SKOP DAN LIPUTAN

Data yang dipungut dalam Survei Pembuatan Bulanan meliputi seluruh Malaysia. Mulai Januari 2020, penerbitan ini memaparkan statistik berwajaran yang menggambarkan populasi sampel bagi 251 industri dalam sektor Pembuatan.

Data bagi industri yang mempunyai perwakilan kurang daripada tiga pertubuhan telah digabungkan kepada industri terhampir bagi memelihara kerahsiaan responden seperti mana yang termaktub dalam Akta Perangkaan 1965 (Disemak - 1989).

4. SUMBER RANGKA

Sumber rangka ialah daripada *Malaysia Statistical Business Register (MSBR)* di mana maklumat utama diperoleh daripada banci dan survei yang dilaksanakan oleh Jabatan Perangkaan Malaysia (DOSM) serta data pentadbiran. Sumber utama data pentadbiran tersebut adalah daripada Suruhanjaya Syarikat Malaysia (SSM). Selain itu, DOSM juga turut bekerjasama mendapatkan maklumat daripada lebih 50 agensi lain seperti Kumpulan Wang Simpanan Pekerja (KWSP), Jabatan Kastam Diraja Malaysia (JKDM), Lembaga Hasil Dalam Negeri (LHDN), Pihak Berkuasa Tempatan (PBT) serta Badan-badan Profesional. Rangka dikemaskini secara berterusan dengan mengambil kira pertubuhan baru dan merekod sebarang perubahan dalam status pertubuhan seperti tutup, tidak beroperasi, perubahan jenis aktiviti dan lokasi atau alamat pos untuk memastikan maklumat yang terdapat dalam rangka adalah yang paling terkini.

5. JENIS AKTIVITI PERNIAGAAN

Jenis aktiviti perniagaan merujuk kepada aktiviti utama dan sekunder. Aktiviti utama merujuk kepada aktiviti yang mana pertubuhan menumpukan sebahagian besar sumbernya atau memberi sumbangan besar dari segi pendapatan. Aktiviti sekunder didefinisikan sebagai aktiviti sampingan kepada aktiviti utama. Klasifikasi bagi pertubuhan adalah berasaskan kepada aktiviti utama dan Piawaian Klasifikasi Industri Malaysia (MSIC 2008) Versi 1.0. yang diselaraskan dengan *International Standard Industrial Classification of All Economic Activities (ISIC), Rev. 4, United Nations* dengan pengubahsuaian mengikut keperluan tempatan.

6. KONSEP DAN DEFINISI

Konsep dan definisi yang digunakan selari dengan manual *International Recommendations for Industrial Statistics 2008, United Nations Statistics Division*. Takrif pembuatan yang digunakan dalam survei ini adalah selaras dengan Piawaian Klasifikasi Industri Malaysia (MSIC) 2008 Versi 1.0.

Pembuatan ditakrifkan sebagai perubahan fizikal atau kimia ke atas bahan atau komponen menjadi produk baru sama ada kerja itu dilakukan oleh jentera yang dijalankan oleh kuasa atau yang dijalankan dengan tangan, sama ada dijalankan dalam kilang atau di rumah pekerja, dan sama ada barang keluaran dijual secara borong atau runcit.



7. REKA BENTUK PENSAMPELAN

Reka bentuk pensampelan bagi survei ini adalah pensampelan rawak strata satu peringkat. Pertubuhan dikelaskan sebagai unit pensampelan manakala beberapa kategori strata telah dikenalpasti.

Setiap strata telah dibentuk kepada tiga substrata untuk memastikan sampel yang diagihkan mengambil kira ciri-ciri ekonomi strata tersebut. Substrata utama bersifat heterogen dan diliputi secara penuh. Manakala, substrata selainnya yang bersifat homogen disampelkan.

Substrata utama meliputi pertubuhan kategori besar dan yang mempunyai jumlah hasil yang signifikan dalam industri berkaitan manakala bagi substrata kedua dan ketiga berdasarkan kategori perusahaan kecil dan sederhana (PKS).

8. SAIZ SAMPEL

Statistik utama yang digunakan untuk penganggaran saiz sampel adalah nilai jualan. Formula yang digunakan dalam penganggaran saiz sampel bagi strata adalah seperti berikut:

$$n = \frac{(\sum N_i S_i^2)}{V + \sum N_i S_i^2} \quad (3)$$

di mana;

- n = Saiz sampel
- N_i = Saiz populasi bagi strata i
- S_i^2 = Varian bagi strata i
- V = Varian sasaran

$$V = RSE^2 \cdot \left(\frac{\hat{Y}_i}{Z}\right)^2 \quad (4)$$

di mana;

- \hat{Y}_i = Jumlah nilai jualan bagi strata
- RSE = Ralat piawai relatif
- Z = Nilai aras keyakinan

Sampel akan diagihkan kepada substrata dalam industri liputan dengan menggunakan kaedah *Neyman Allocation* seperti berikut:

$$n_{hi} = \left(\frac{N_h S_h}{\sum N_h S_h}\right) n_i \quad (5)$$

$$h = 2, 3 \text{ dan } 4$$

$$i = 1, 2, \dots k$$



di mana;

n_{hi} = Saiz sampel bagi substrata h dalam strata i

N_h = Saiz populasi bagi substrata h

S_h = Sisihan piawai bagi substrata h

n_i = Saiz sampel bagi strata i

h = Substrata

i = Strata

Pertubuhan kategori substrata utama diliputi sepenuhnya, manakala pertubuhan bagi substrata kedua dan ketiga dipilih secara rawak mengikut kaedah pensampelan bersistematik.

9. WAJARAN

Analisis berwajaran disediakan menggunakan wajaran sampel bagi memastikan sampel yang dipilih dapat menggambarkan populasi survei. Wajaran yang diperlukan adalah wajaran di peringkat reka bentuk pensampelan dan tiada respons.

Wajaran reka bentuk pensampelan pada substrata h adalah seperti berikut :

$$W_h = \frac{N_h}{n_h}, \quad h = 1, \dots, 4 \quad (6)$$

di mana;

N_h = Bilangan populasi bagi substrata h ; dan

n_h = Bilangan sampel bagi substrata h



Wajaran tiada respons pada substrata h adalah seperti berikut :

$$NRW_h = \frac{1}{\frac{n'_h}{n_h}} \quad h = 1, \dots, 4 \quad (7)$$

di mana;

$$n'_h = \text{Bilangan sampel respons bagi substrata } h$$

$$n_h = \text{Bilangan sampel bagi substrata } h$$

Kaedah pengiraan wajaran reka bentuk pensampelan selepas survei (*adjusted weight*) pada substrata h seperti berikut:

$$W'_h = W_h \times NRW_h, \quad h = 1, \dots, 4 \quad (8)$$

di mana;

$$W_h = \text{Wajaran reka bentuk pensampelan pada substrata } h$$

$$NRW_h = \text{Wajaran tiada respons pada substrata } h$$

10. UNIT MELAPOR

Unit melapor bagi survei ini ialah **pertubuhan**. Sesebuah pertubuhan ditakrifkan sebagai "satu unit ekonomi yang bergiat di bawah satu hak milik atau penguasaan tunggal, iaitu di bawah satu entiti yang sah. Ia menjalankan satu jenis aktiviti ekonomi utama di satu tempat / lokasi fizikal". Setiap pertubuhan diberikan klasifikasi industri berdasarkan aktiviti utamanya. Bagi pertubuhan yang menjalankan pelbagai aktiviti, unit yang bergiat dalam aktiviti yang berasingan dalam satu lokasi yang sama adalah terdiri daripada entiti pertubuhan yang berbeza. Oleh itu, setiap cawangan daripada organisasi yang mempunyai pelbagai cawangan di lokasi yang berbeza dari segi konsep dianggap sebagai pertubuhan yang berlainan. Pertubuhan berkenaan diminta memberikan penyata yang berasingan bagi setiap kegiatannya dari segi nilai. Walau bagaimanapun, dari segi praktiknya akaun biasanya disediakan secara berpusat kerana kesukaran untuk memperoleh data yang berasingan bagi setiap unit atau cawangan. Entiti atau enterpris ini akan dianggap sebagai satu unit pelapor dan dibenarkan mengemukakan soal selidik yang menggabungkan semua unit atau cawangannya.



11. NILAI JUALAN

Nilai jualan yang dilaporkan merujuk kepada nilai jualan produk sendiri sahaja. Ini bermaksud jualan produk yang berlaku dalam bulan laporan, sama ada produk tersebut telah dibuat/dihasilkan oleh pertubuhan pada bulan tersebut atau bulan-bulan sebelumnya. Nilai jualan adalah berdasarkan kepada nilai bersih di kilang dan berkaitan dengan kuantiti yang dijual. Penilaian harga yang dikenakan kepada pelanggan adalah tidak termasuk:

- a. diskaun atau rebat;
- b. bayaran untuk pengangkutan keluar;
- c. komisen kepada wakil-wakil penjual;
- d. bayaran lain seperti cukai eksais yang dibayar atau cukai jualan yang dipungut oleh kilang bagi pihak kerajaan; dan
- e. bayaran pemasangan, pembaikan dan pembinaan

12. BILANGAN PEKERJA BERGAJI

Bilangan pekerja bergaji meliputi seperti berikut:

- a. Pekerja bergaji (sepenuh masa) - Merujuk kepada semua pekerja bergaji yang bekerja sekurang-kurangnya 6 jam sehari dan sekurang-kurangnya 20 hari sebulan; dan
- b. Pekerja bergaji (sambilan) - Merujuk kepada semua pekerja bergaji yang bekerja kurang daripada 6 jam sehari dan/atau kurang daripada 20 hari sebulan.

13. GAJI & UPAH DIBAYAR

Gaji & upah yang dibayar merujuk kepada semua bayaran tunai, termasuk bonus, komisen, bayaran lebih masa, elaun kos sara hidup dan elaun lain yang dibayar kepada semua pekerja bergaji dalam bulan rujukan. Caruman Kumpulan Wang Simpanan Pekerja (KWSP) serta Pertubuhan Keselamatan Sosial (PERKESO) turut dimasukkan tetapi caruman oleh majikan dikecualikan. Elaun kepada pemilik yang bekerja, rakan niaga yang bekerja dan pekerja keluarga tidak bergaji, bayaran pampasan dan saguhati kerana pemberhentian adalah juga dikecualikan.

14. KEPERLUAN KERAHSIAAN

Survei ini dijalankan di bawah peruntukan Akta Perangkaan 1965 (Disemak 1989). Akta ini mensyaratkan bahawa kandungan penyata individu adalah SULIT. Selaras dengan peruntukan dalam Akta tersebut, hanya angka agregat akan diterbitkan.



- 15. PINDAAN** Pindaan akan dibuat ke atas statistik yang telah diterbitkan berdasarkan data terkini yang diperoleh.
- 16. PEMBUNDARAN** Perjumlahan komponen mungkin berbeza dengan angka jumlah besar disebabkan pembundaran.
- 17. SIMBOL DAN SINGKATAN** Simbol-simbol berikut telah digunakan dalam keseluruhan penerbitan:-
t.t.t.l. : tidak terkelas di tempat lain
RM : Ringgit Malaysia
- 18. PELARASAN MUSIM** Data siri masa adalah amat berguna untuk ahli ekonomi, pembuat dasar & keputusan serta penganalisis siri masa untuk mengenal pasti ciri-ciri penting siri ekonomi seperti arah aliran, *turning point* dan konsistensi antara penunjuk ekonomi yang lain. Kadangkala ciri ini sukar untuk diperhatikan kerana pergerakan bermusim. Oleh itu, sekiranya kesan bermusim boleh disingkirkan, arah aliran data siri ini dapat dilihat dengan lebih baik. Anggaran dan penyingkiran kesan bermusim dipanggil pelarasan bermusim.
- Pelarasan bermusim adalah satu proses untuk mengenal pasti dan menyingkirkan bentuk pola bermusim yang biasa berlaku dalam tempoh satu tahun, yang mungkin juga merangkumi pengaruh dari kesan cuti yang bergerak dan hari bekerja/berdagang bagi suatu tempoh. Objektif utama proses ini adalah untuk menyerlahkan arah aliran dan pergerakan-pergerakan jangka pendek dalam siri ini.
- Di Malaysia, kebanyakan data siri masa dipengaruhi oleh kesan bermusim. Oleh itu, untuk menghapus dan melaras kesan bermusim data siri masa ekonomi Malaysia, pakej standard pelarasan bermusim, X-12 ARIMA telah digunakan oleh Jabatan Perangkaan, Malaysia. Data siri masa ekonomi Malaysia juga kerap dipengaruhi oleh perayaan agama utama seperti Aidil Fitri bagi umat Islam, Tahun Baru Cina untuk kaum Cina dan Deepavali untuk kaum India. Tarikh perayaan-perayaan ini tetap mengikut tahun lunar tetapi berbeza-beza mengikut kalendar Gregorian. Oleh itu, untuk menganggar dan menyingkirkan kesan cuti yang bergerak dari data siri masa, satu prosedur telah dibangunkan iaitu *Seasonal Adjustment For Malaysia (SEAM)*.



1. OBJECTIVE

The main objective of this publication is to provide statistics on the latest trend of main indicators in the Manufacturing sector, ie. **sales value, number of employees, salaries & wages and the production of main products manufactured** which is collected through Monthly Manufacturing Survey. This statistics assists users in policy formulation and decision making.

2. BENCHMARKING

After conducting the Economic Census 2016 (reference year 2015), Department of Statistics Malaysia (DOSM) has reviewed and carried out the benchmarking process towards the manufacturing statistics collected from the Monthly Manufacturing Survey. The benchmarking process is done to enable the series of values of annual estimates derived from short term survey consistent and match with the annual value from census/annual survey of the benchmark year. The benchmark process adapted the guideline of the Quarterly National Accounts Manual 2017 edition, International Monetary Fund to meet the objectives as follows:

- a. to estimate monthly data that are temporally consistent with the annual data: that is, to ensure that the sum of the monthly data is equal to the annual benchmark;
- b. to preserve as much as possible the monthly movements in the indicator under the restrictions provided by the annual data; and
- c. to ensure, for forward series, that the sum of the monthly of the current year is as close as possible to the unknown future annual data.

The benchmarking statistics is compiled on sales value, number of employees and salaries & wages and being published starting from January 2020. The base (benchmark) year using the Economic Census 2016 (reference year 2015) and pro rata (1) and extrapolation method (2) is used in the benchmarking process.

Pro rata Method:

$$M^i V = \frac{M^i I}{\sum_{i=1}^{12} M^i I} \times ADT \quad (1)$$

where

$M^i V$ = new derived monthly variables estimates

$M^i I$ = monthly indicator series

ADT = annual benchmark data

Extrapolation Method:

$$V_t = V_{t-1} * G_{t-1,t} \quad (2)$$

where

V_t = value of variable

$G_{t-1,t}$ = growth from t-1 to t



3. SCOPE AND COVERAGE

Data collected in the Monthly Manufacturing Survey covered the whole of Malaysia. Since January 2020, this publication presents weighted statistics which represent the population sample of 251 industries in Manufacturing sector. Data for industries with less than three establishments was combined to the closest industry to ensure the confidentiality of the respondents as stipulated under the Statistics Act 1965 (Revised-1989).

4. SOURCE OF FRAME

The source of frame is from Malaysia Statistical Business Register (MSBR) where the main information is from census and survey conducted by the Department of Statistics Malaysia (DOSM) and administrative data. The main source of the administrative data is from the Companies Commission of Malaysia (CCM). In addition, DOSM also collaborates and yield information from over 50 other agencies such as the Employees Provident Fund (EPF), Royal Malaysian Customs Department (RMCD), Inland Revenue Board (IRB), Local Authorities and other Professional Bodies. The frame is updated continuously by taking into account of new establishments and to record any changes in the establishment status such as closed down, not in operation, change in types of activity and location or postal addresses to ensure that the information in the frame is at the most current status.

5. TYPE OF BUSINESS ACTIVITY

Type of business activity is divided into primary and secondary. The primary activity refers to the activities which focus on its main resources and income. Secondary activities are defined as those incidental or ancillary to the primary activity. The classification of the establishment's industry is based on the primary activity and the Malaysia Standard Industrial Classification (MSIC 2008) Version 1.0 according to the International Standard Industrial Classification of All Economic Activities (ISIC), Rev. 4, United Nations, with modifications to suit local conditions.

6. CONCEPT AND DEFINITION

Concepts and definitions used are in line with the manual of Recommendations for Industrial Statistics 2008, United Nations Statistics Division. The definition of manufacturing used in this survey is consistent with Malaysia Standard Industrial Classification (MSIC) 2008 Ver. 1.0.

Manufacturing is defined as the physical or chemical transformation of materials or components into new products, whether the work is performed by power-driven machines or by hand, whether it is done in a factory or in the worker's home, and whether the products are sold at wholesale or retail.



7. SAMPLING DESIGN

Sampling design of the survey is a one-stage stratified random sampling. The establishment is classified as sampling unit while a few categories of stratum was identified.

Each stratum has been set up to three substrata to ensure the distributed sample takes into account the economic characteristics of the stratum. The main substratum is heterogeneous and was fully covered. Whereas, other substratum that are homogeneous were sampled.

Main substratum include large establishments which have a significant total revenue in the respective industry while for the second and third substratum are based on small and medium enterprise (SME) categories.

8. SAMPLE SIZE

The main statistics used to estimate the sample size is the sales value. The formula used in the estimation of the sample size for a stratum is as follows:

$$n = \frac{(\sum N_i S_i)^2}{V + \sum N_i S_i^2} \quad (3)$$

where;

- n = Sample size
- N_i = Population size for stratum i
- S_i^2 = Variance for stratum i
- V = Desired variance

$$V = RSE^2 \cdot \left(\frac{\hat{Y}_i}{Z}\right)^2 \quad (4)$$

where;

- \hat{Y}_i = Estimated sales value for stratum
- RSE = Relative standard error
- Z = Value of confidence level

Sample is distributed to substratum of the industry using Neyman Allocation method as follows:

$$n_{hi} = \left(\frac{N_h S_h}{\sum N_h S_h} \right) n_i \quad (5)$$

$$h = 2, 3 \text{ and } 4$$

$$i = 1, 2, \dots k$$



where;

n_{hi} = Sample size for substratum h of stratum i

N_h = Population size for substratum h

S_h = Standard deviation for substratum h

n_i = Sample size for stratum i

h = Substratum

i = Stratum

Establishments of the main substratum were fully covered while establishments of the second and third substratum were randomly selected using systematic random sampling.

9. WEIGHTED

Weighted analysis is done using sampling weight to ensure that the selected sample can reflect population survey. The weights required are the sampling design and non response weights.

The sampling design weight for the establishment at substratum h is as follows:

$$W_h = \frac{N_h}{n_h}, \quad h = 1, \dots, 4 \quad (6)$$

where,

N_h = Total population of substratum h ; and

n_h = Total sample of substratum h



Non response weight at substratum h as below:

$$NRW_h = \frac{1}{\frac{n'_h}{n_h}}, \quad h = 1, \dots, 4 \quad (7)$$

where,

n'_h = Number of response in sample size for substratum h

n_h = Number of sample size for substratum h

The method of calculating the sampling design weight after the survey (adjusted weight) on substratum h as below:

$$W'_h = W_h \times NRW_h, \quad h = 1, \dots, 4 \quad (8)$$

where,

W_h = Sampling design weight at substratum h

NRW_h = Non response weight at substratum h

10. REPORTING UNIT

The reporting unit used in the survey was the **establishment**. An establishment is defined as “an economic unit engaged in one activity, under a single legal entity and operating in a single physical location”. Each establishment was assigned an industry classification based on its principal activity. In the case of a multi-activity entity, units engaged in separate activities in the same location constituted distinct establishments. Thus, each branch of a multi-branch organisation at a different location was conceptually treated as a different establishment. The establishment was requested to give separate returns for each activity in terms of value. However, in practice, the accounts were centrally kept such that it was not possible to obtain separate data for each individual unit or branch. The entity or enterprise was treated as a single reporting unit and allowed to submit a consolidated questionnaire covering all the units or branches.



11. VALUE OF SALES

The reported sales value refers to the sales value of their own products. This relates to sales of goods made on the reporting month, whether the products were produced/ manufactured by the establishment during the month or in the other months previously. The sales value was net selling price (ex-factory) value relating to the quantity sold. The valuation price charged to customers were excluding:

- a. discounts or rebates;*
- b. Charges for carriage outwards;*
- c. commissions to selling agents;*
- d. all other charges such as excise duties paid, sales tax collected by the factory on behalf of the government; and*
- e. Installation, repairs and construction charges.*

12. NUMBER OF PAID EMPLOYEES

Number of paid employees cover as follows:

- a. Paid employees (full-time) - Refers to those who work for at least 6 hours a day and 20 days a month; and*
- b. Paid employees (part-time) - Refers to all paid workers who work for less than 6 hours a day and/or less than 20 days a month.*

13. SALARIES & WAGES PAID

Salaries & wages paid refers to all cash payments, including bonuses, commissions, overtime wages, cost of living allowances and other allowances made to all employees during the reference month. The employees' contribution to Employees' Provident Fund (EPF) and Social Security Organisation (SOCSO) is included but the employer's contribution is excluded. Allowances to working proprietors, working partners and unpaid family workers and severance and termination pay are not included.

14. CONFIDENTIALITY REQUIRED

The survey is conducted under the provisions of the Statistics Act 1965 (Revised-1989). The Act stipulates that the contents of individual returns are CONFIDENTIAL. In conformity with the stipulations of this Act, only aggregated figures are published.



- 15. REVISIONS** *Revisions will be made to the published figures based on the latest data available.*
- 16. ROUNDING** *The sum of the component figures may not tally with the sub-total or total figures due to rounding.*
- 17. SYMBOLS AND ABBREVIATIONS** *The following symbols have been used throughout the publication:-*
n.e.c. : not elsewhere classified
RM : Malaysian Ringgit
- 18. SEASONAL ADJUSTMENT** *Time-series data are very useful for economists, policy & decision makers and time-series analysts to identify the important features of economic series such as direction, turning point and consistency between other economic indicators. Sometimes this feature is difficult to observe because of seasonal movements. Thus, if the seasonal effect can be removed, the behaviour of the series would be better viewed. The estimation and removal of the seasonal effects is called seasonal adjustment.*
- Seasonal adjustment is a process to identify and to remove the regular within-a-year seasonal pattern, which may also include the influences of moving holidays and working/trading days effect in each period. The ultimate objective of the process is to highlight the underlying trends and short-term movements in the series.*
- In Malaysia, most of the time series data are affected by seasonal effects. Hence, to eliminate the seasonal effect as well as to seasonally adjust the Malaysian economic time series data, a standard seasonal adjustment package, X-12 ARIMA was used by Department of Statistics, Malaysia. Malaysian economic time series data also often affected by major religious festivals such as Eid-ul Fitr for Muslims, Chinese New Year to the Chinese and the Indian Deepavali. These festivals' dates are fixed according to the lunar year but vary according to the Gregorian calendar. Therefore, to estimate and remove moving holiday effect from time-series data, a procedure was developed, namely Seasonal Adjustment for Malaysia (SEAM).*