



KEMENTERIAN EKONOMI
JABATAN PERANGKAAN MALAYSIA

PERANGKAAN PEMBUATAN BULANAN

MONTHLY MANUFACTURING STATISTICS

OKTOBER 2023
OCTOBER

Dikeluarkan pada: 11 DISEMBER 2023
Released on: DECEMBER

PEMAKLUMAN / ANNOUNCEMENT

DOSM telah melancarkan OpenDOSM NextGen sebagai medium yang menyediakan katalog data dan visualisasi bagi memudahkan pengguna menganalisis pelbagai data. OpenDOSM NextGen ialah platform perkongsian data sumber terbuka dan boleh diakses melalui portal <https://open.dosm.gov.my>.

Jabatan Perangkaan Malaysia (DOSM) akan menjalankan Banci Pertanian pada tahun 2024. Mohon layari <https://www.myagricensus.gov.my> untuk maklumat lanjut. Tema adalah "Banci Pertanian, Kunci Kemajuan Pertanian."

Kerajaan Malaysia telah mengisytiharkan Hari Statistik Negara (MyStats Day) pada 20 Oktober setiap tahun. Tema sambutan MyStats Day adalah "Statistik Nadi Kehidupan".

DOSM has launched OpenDOSM NextGen as a medium that provides a catalogue of data and visualisation to facilitate users in analysing various data. OpenDOSM NextGen is an open source data sharing platform and accessible through <https://open.dosm.gov.my> portal.

The Department of Statistics Malaysia (DOSM) will conduct the Agricultural Census in 2024. Please visit <https://www.myagricensus.gov.my> for more information. The theme is "Agriculture Census, Key to Agriculture Development."

The Government of Malaysia has declared National Statistics Day (MyStats Day) on October 20th each year. MyStats Day theme is "Statistics is the Essence of Life".

JABATAN PERANGKAAN MALAYSIA
DEPARTMENT OF STATISTICS MALAYSIA

Diterbitkan dan dicetak oleh / *Published and printed by:*

Jabatan Perangkaan Malaysia

Department of Statistics Malaysia

Blok C6, Kompleks C,

Pusat Pentadbiran Kerajaan Persekutuan

62514 Putrajaya,

MALAYSIA

Tel.	:	03-8885 7000
Faks/Fax	:	03-8888 9248
Portal	:	https://www.dosm.gov.my
Facebook / Twitter / Instagram / YouTube	:	StatsMalaysia
Emel/Email	:	info@dosm.gov.my (pertanyaan umum / <i>general enquiries</i>) data@dosm.gov.my (pertanyaan & permintaan data / <i>data request & enquiries</i>)
Harga/Price	:	RM10.00

Diterbitkan pada Disember 2023 / *Published in December 2023*

Hakcipta terpelihara / All rights reserved.

Tiada bahagian daripada terbitan ini boleh diterbitkan semula, disimpan untuk pengeluaran atau ditukar dalam apa-apa bentuk atau alat apa jua pun kecuali setelah mendapat kebenaran daripada Jabatan Perangkaan Malaysia. Pengguna yang mengeluarkan sebarang maklumat dari terbitan ini sama ada yang asal atau diolah semula hendaklah meletakkan kenyataan berikut:

“Sumber: Jabatan Perangkaan Malaysia”.

No part of this publication may be reproduced or distributed in any form or by any means or stored in database without the prior written permission from Department of Statistics, Malaysia. Users reproducing content of this publication with or without adaptation should quote the following.

“Source: Department of Statistics Malaysia”.

ISSN 0128-3499



Penerbitan ini memaparkan perangkaan nilai jualan, bilangan pekerja bergaji dan gaji & upah secara bulanan berdasarkan Survei Pembuatan Bulanan. Objektif utama penerbitan ini adalah untuk menyediakan data aliran terkini sektor Pembuatan bagi membantu pengguna dalam perancangan, penggubalan dasar dan membuat keputusan.

Ringkasan penemuan dan jadual perangkaan yang terperinci masing-masing dipaparkan pada bahagian pertama dan kedua penerbitan ini. Sementara itu, aspek-aspek teknikal yang digunakan seperti skop dan liputan dan konsep dan definisi juga disediakan pada Bahagian ketiga bagi membantu pengguna memahami statistik yang diterbitkan.

Jabatan Perangkaan Malaysia merakamkan penghargaan atas kerjasama yang diberikan oleh responden dan juga semua pihak yang telah menyumbang secara langsung dan tidak langsung dalam menjayakan penerbitan ini. Sebarang maklum balas dan cadangan untuk penambahbaikan penerbitan ini pada masa akan datang amat dihargai.

Dato' Sri Dr. Mohd Uzir Mahidin

Ketua Perangkawan Malaysia

Disember 2023

PREFACE



This publication presents monthly statistics on sales value, number of employees and salaries & wages based on the Monthly Manufacturing Survey. The main objective of this publication is to provide statistics on the latest trends of the Manufacturing sector to assist users in the planning, formulation of policies and decision making.

The summary findings and detailed statistical tables are highlighted in the first and second part of this publication respectively. Meanwhile, the technical aspects used such as scope and coverage and concepts and definitions are provided in the third part to assist users to understand the published statistics.

The Department of Statistics, Malaysia gratefully acknowledges the co-operation rendered by the respondents as well as all parties who have contributed directly and indirectly in making this publication a success. Any feedback and suggestion towards improving future publication is highly appreciated.

Dato' Sri Dr. Mohd Uzir Mahidin

Chief Statistician Malaysia

December 2023



	Muka Surat <i>Page</i>
Kata Pengantar / Preface	i - ii
Kandungan / Contents	iii - iv
Kalendar Awalan Keluaran 2023 / Advance Release Calendar 2023	v
Penemuan Utama / Main Findings	
Ringkasan Penemuan Perangkaan Pembuatan Bulanan (PPB), Oktober 2023 <i>Summary of Findings Monthly Manufacturing Statistics (MMS), October 2023</i>	1 - 8
Jadual / Tables	
1 Perangkaan Utama Bagi Sektor Pembuatan <i>Principal Statistics of Manufacturing Sector</i>	9
1.1a Nilai Jualan Sektor Pembuatan Mengikut Subsektor <i>Sales Value of Manufacturing Sector by Sub-sector</i>	10 - 13
1.1b Nilai Jualan Sektor Pembuatan Mengikut Subsektor: Perubahan Peratusan Tahunan <i>Sales Value of Manufacturing Sector by Sub-sector: Annual Percentage Change</i>	14 - 15
1.1c Nilai Jualan Sektor Pembuatan Mengikut Subsektor: Perubahan Peratusan Bulanan/Suku Tahunan <i>Sales Value of Manufacturing Sector by Sub-sector: Monthly/Quarterly Percentage Change</i>	16 - 17
1.2a Bilangan Pekerja Bergaji Sektor Pembuatan Mengikut Subsektor <i>Number of Paid Employees of Manufacturing Sector by Sub-sector</i>	18 - 21
1.2b Bilangan Pekerja Bergaji Sektor Pembuatan Mengikut Subsektor: Perubahan Peratusan Tahunan <i>Number of Paid Employees of Manufacturing Sector by Sub-sector: Annual Percentage Change</i>	22 - 23
1.2c Bilangan Pekerja Bergaji Sektor Pembuatan Mengikut Subsektor: Perubahan Peratusan Bulanan/Suku Tahunan <i>Number of Paid Employees of Manufacturing Sector by Sub-sector: Monthly/Quarterly Percentage Change</i>	24 - 25
1.3a Gaji dan Upah yang Dibayar Sektor Pembuatan Mengikut Subsektor <i>Salaries and Wages Paid of Manufacturing Sector by Sub-sector</i>	26 - 29
1.3b Gaji dan Upah yang Dibayar Sektor Pembuatan Mengikut Subsektor: Perubahan Peratusan Tahunan <i>Salaries and Wages Paid of Manufacturing Sector by Sub-sector: Annual Percentage Change</i>	30 - 31



	Muka Surat <i>Page</i>
Jadual / Tables	
1.3c Gaji dan Upah yang Dibayar Sektor Pembuatan Mengikut Subsektor: Perubahan Peratusan Bulanan/Suku Tahunan <i>Salaries and Wages Paid of Manufacturing Sector by Sub-sector: Monthly/Quarterly Percentage Change</i>	32 - 33
1.4a Nilai Jualan Sektor Pembuatan Mengikut Kumpulan <i>Sales Value of Manufacturing Sector by Group</i>	34 - 49
1.4b Nilai Jualan Sektor Pembuatan Mengikut Kumpulan: Perubahan Peratusan Tahunan <i>Sales Value of Manufacturing Sector by Group: Annual Percentage Change</i>	50 - 65
1.4c Nilai Jualan Sektor Pembuatan Mengikut Kumpulan: Perubahan Peratusan Bulanan/Suku Tahunan <i>Sales Value of Manufacturing Sector by Group: Monthly/Quarterly Percentage Change</i>	66 - 73
1.5a Bilangan Pekerja Bergaji Sektor Pembuatan Mengikut Kumpulan <i>Number of Paid Employees of Manufacturing Sector by Group</i>	74 - 89
1.5b Bilangan Pekerja Bergaji Sektor Pembuatan Mengikut Kumpulan: Perubahan Peratusan Tahunan <i>Number of Paid Employees of Manufacturing Sector by Group: Annual Percentage Change</i>	90 - 105
1.5c Bilangan Pekerja Bergaji Sektor Pembuatan Mengikut Kumpulan: Perubahan Peratusan Bulanan/Suku Tahunan <i>Number of Paid Employees of Manufacturing Sector by Group: Monthly/Quarterly Percentage Change</i>	106 - 113
1.6a Gaji dan Upah yang Dibayar Sektor Pembuatan Mengikut Kumpulan <i>Salaries and Wages Paid of Manufacturing Sector by Group</i>	114 - 129
1.6b Gaji dan Upah yang Dibayar Sektor Pembuatan Mengikut Kumpulan: Perubahan Peratusan Tahunan <i>Salaries and Wages Paid of Manufacturing Sector by Group: Annual Percentage Change</i>	130 - 145
1.6c Gaji dan Upah yang Dibayar Sektor Pembuatan Mengikut Kumpulan: Perubahan Peratusan Bulanan/Suku Tahunan <i>Salaries and Wages Paid of Manufacturing Sector by Group: Monthly/Quarterly Percentage Change</i>	146 - 153
2 Pengeluaran Produk Utama dalam Industri Pembuatan yang Terpilih <i>Production of Major Products in Selected Manufacturing Industries</i>	154 - 162
Nota Teknikal / Technical Notes	163 - 176

KALENDAR KELUARAN AWALAN 2023 / ADVANCE RELEASE CALENDAR 2023



Bulan rujukan / Reference month	Tarikh / Date
Januari 2022 / January 2022	13.03.2023
Februari 2022 / February 2022	11.04.2023
Mac 2022 / March 2022	09.05.2023
April 2022 / April 2022	09.06.2023
Mei 2022 / May 2022	12.07.2023
Jun 2022 / June 2022	08.08.2023
Julai 2022 / July 2022	11.09.2023
Ogos 2022 / August 2022	12.10.2023
September 2022 / September 2022	07.11.2023
Oktober 2022 / October 2022	11.12.2023
November 2022 / November 2022	11.01.2024
Disember 2022 / December 2022	07.02.2024

Nota / Notes:

Kenyataan akhbar dihantar kepada pihak media pada tarikh pengeluaran dengan masa embargo ditetapkan bagi penyiaran. Kenyataan akhbar tersebut disiarkan selepas masa embargo di portal Jabatan Perangkaan Malaysia (<http://www.dosm.gov.my>)

A press statement is issued to the media on the date of release with a specified embargo time for release. The press statement is posted after the embargo time on the portal of Department of Statistics Malaysia (<http://www.dosm.gov.my>)

Muka surat ini sengaja dibiarkan kosong
This page is deliberately left blank



RINGKASAN PENEMUAN

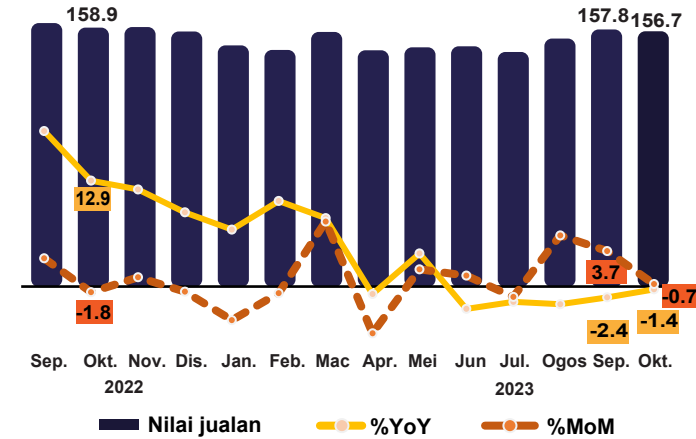
Summary of Findings

Muka surat ini sengaja dibiarkan kosong
This page is deliberately left blank

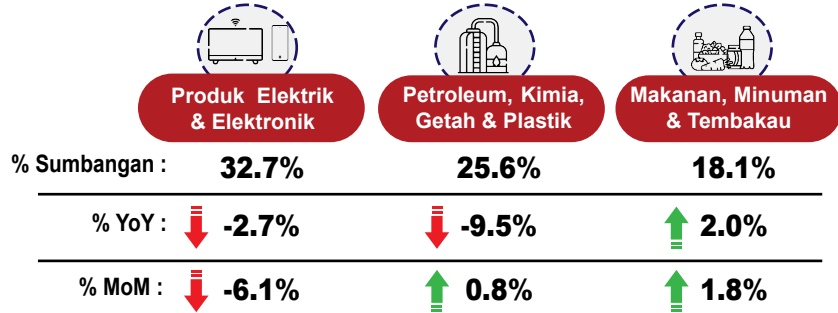
PERANGKAAAN PEMBUATAN OKTOBER 2023

Nilai jualan sektor Pembuatan susut 1.4 peratus kepada RM156.7 bilion pada Oktober 2023
Seramai 2.38 juta orang pekerja dalam sektor ini dengan gaji dan upah dibayar berjumlah RM8.15 bilion

Nilai Jualan, RM Bilion

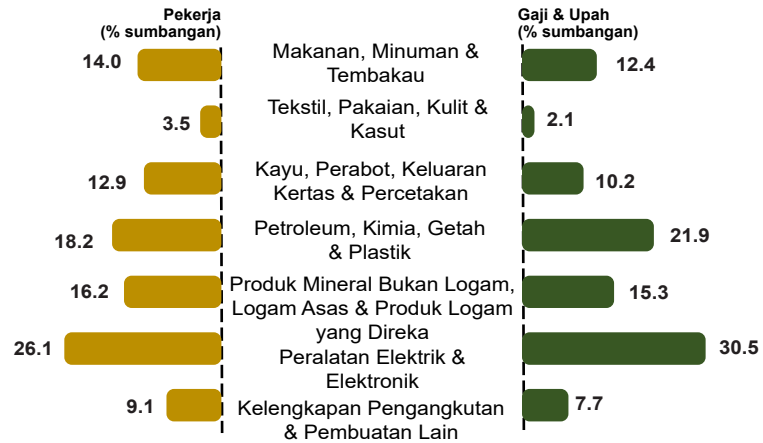


Lebih dua pertiga daripada nilai jualan Pembuatan disumbangkan oleh subsektor Peralatan Elektrik & Elektronik (32.7%); Petroleum, Kimia, Getah & Plastik (25.6%); dan Makanan, Minuman & Tembakau (18.1%)

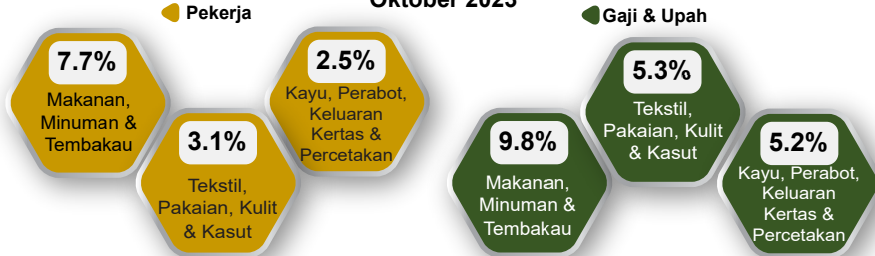


	Pekerja, orang	Gaji & Upah, RM Bilion	Jualan per Pekerja, RM Ribu
Oktober 2022	2.32 juta (3.6% YoY)	RM7.88 (4.8% YoY)	RM68.4 (9.0% YoY)
Sep. 2023	2.37 juta (2.4% YoY)	RM8.14 (3.2% YoY)	RM66.5 (-4.7% YoY)
Oktober 2023	2.38 juta (2.5% YoY)	RM8.15 (3.4% YoY)	RM65.9 (-3.7% YoY)

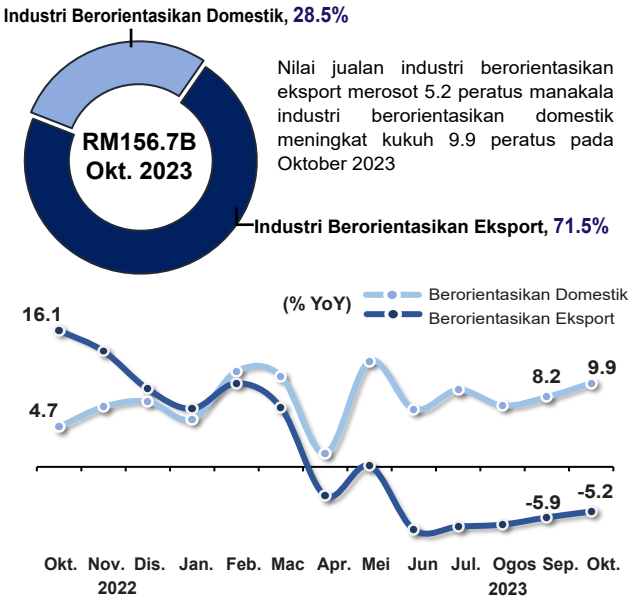
Bilangan Pekerja dan Gaji & Upah mengikut Subsektor, Oktober 2023




Tiga subsektor teratas dengan pertumbuhan tahun ke tahun tertinggi, Oktober 2023



Industri Berorientasikan Eksport dan Domestik



Industri teratas dengan pertumbuhan tahun ke tahun tertinggi bagi nilai jualan, Oktober 2023



%YoY: Peratus perubahan tahun ke tahun
%MoM: Peratus perubahan bulan ke bulan

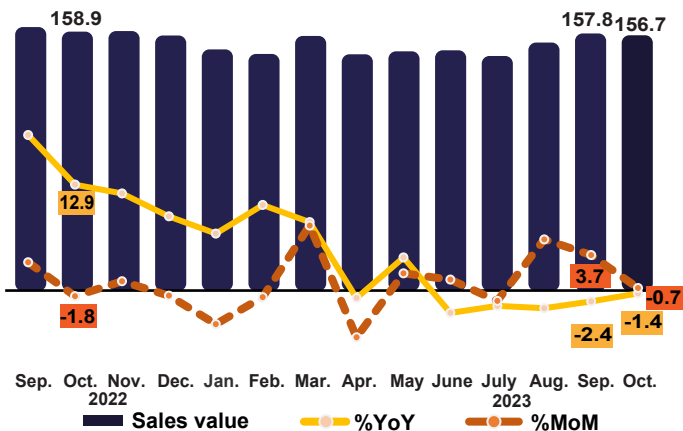


MANUFACTURING STATISTICS OCTOBER 2023

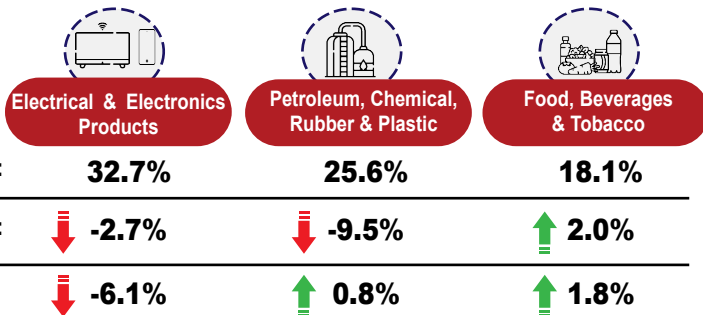
The sales value of the Manufacturing sector dropped by 1.4 per cent to RM156.7 billion in October 2023
A total of 2.38 million persons engaged in this sector with salaries and wages paid amounting to RM8.15 billion



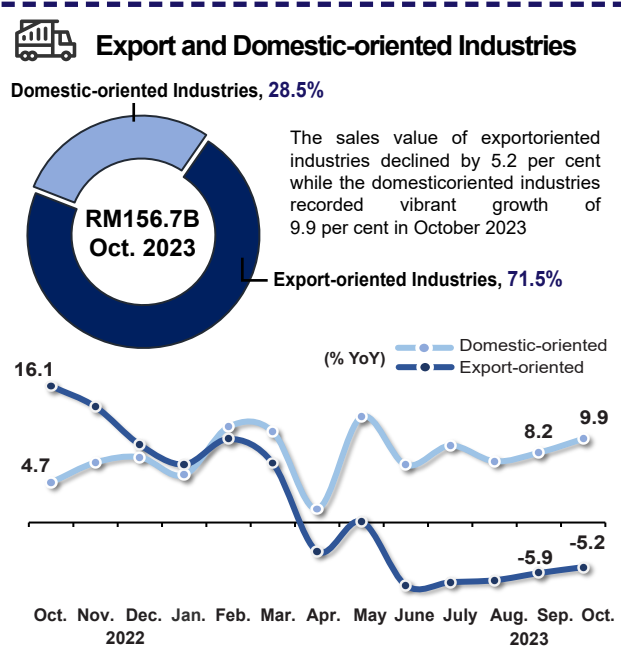
Sales Value, RM Billion



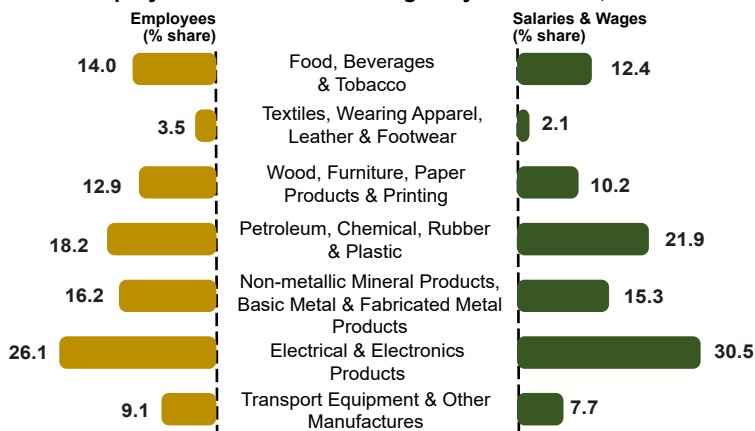
More than two-thirds of Manufacturing sales value was contributed by Electrical & Electronics Products (32.7%); Petroleum, Chemical, Rubber & Plastic (25.6%); and Food, Beverages & Tobacco (18.1%) sub-sectors



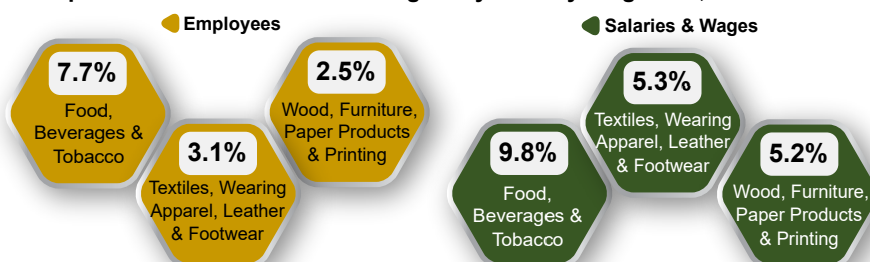
Month	Employees (persons)	% YoY	Salaries & Wages (RM Billion)	% YoY	Sales per Employee (RM Thousand)	% YoY
Oct. 22	2.32 mil.	3.6%	RM7.88	4.8%	RM68.4	9.0%
Sep. 23	2.37 mil.	2.4%	RM8.14	3.2%	RM66.5	-4.7%
Oct. 23	2.38 mil.	2.5%	RM8.15	3.4%	RM65.9	-3.7%



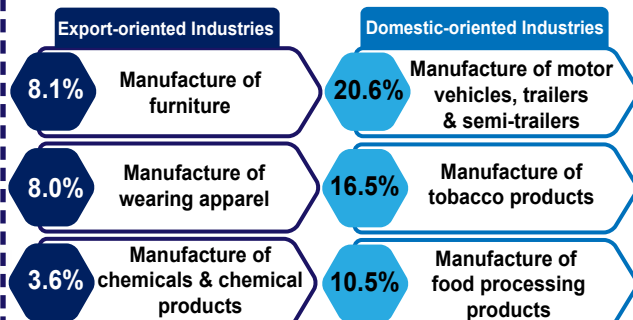
Number of Employees and Salaries & Wages by Sub-sector, October 2023



Top three sub-sectors with the highest year-on-year growth, October 2023



Top industries with the strongest year-on-year growth of sales value, October 2023



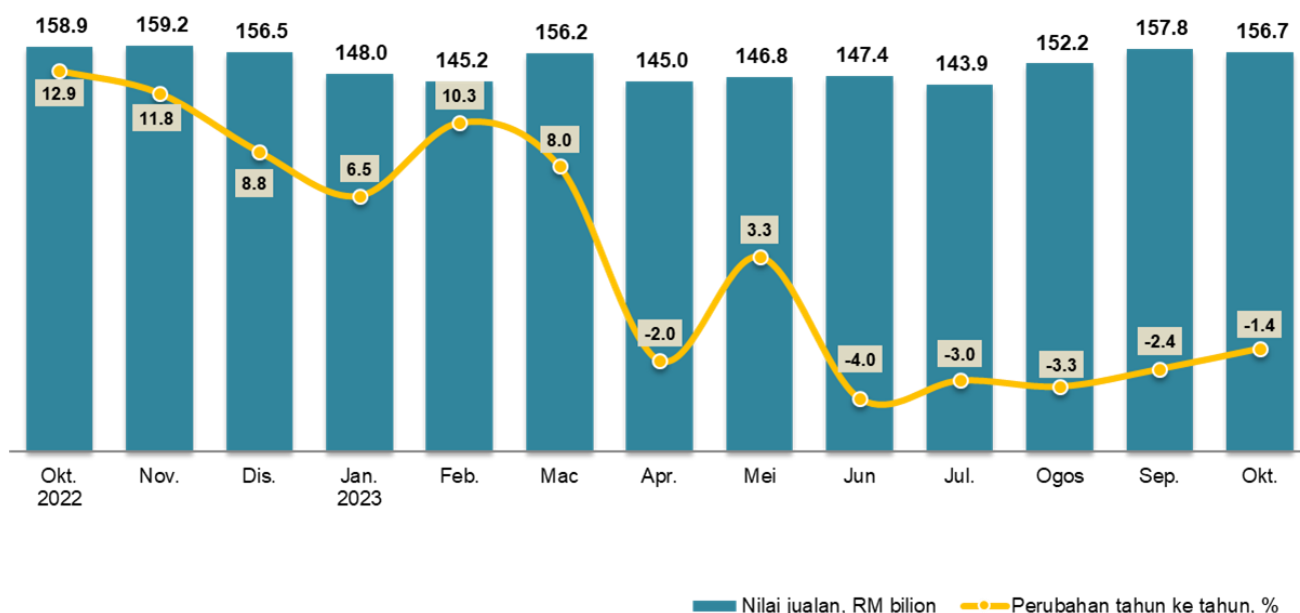
PRESTASI SEKTOR PEMBUATAN OKTOBER 2023

1.0 NILAI JUALAN SEKTOR PEMBUATAN

Nilai jualan sektor Pembuatan Malaysia pada bulan Oktober 2023 berjumlah RM156.7 bilion, menurun 1.4 peratus berbanding RM158.9 bilion yang dilaporkan pada tahun lalu (Carta 1). Berbanding dengan bulan sebelumnya, nilai jualan susut 0.7 peratus (September 2023: RM157.8 bilion) manakala nilai jualan pelarasan bermusim merosot 1.5 peratus.

Penurunan tahun ke tahun tersebut sebahagian besarnya dipengaruhi oleh kejatuhan berterusan dalam subsektor Petroleum, kimia, getah & plastik sebanyak 9.5 peratus; dan subsektor Peralatan elektrik & elektronik yang menyusut sebanyak 2.7 peratus.

Carta 1: Nilai Jualan Sektor Pembuatan, Oktober 2022 - Oktober 2023



*** Nota:**

- Laporan ini boleh diperolehi daripada laman portal Jabatan Perangkaan Malaysia (<https://www.dosm.gov.my>) di bawah ruangan: **Siaran Terkini**.
- Data bagi bulan Oktober 2023 merupakan data **awalan**. Data ini akan dikemaskini berdasarkan data terkini yang diperolehi dan akan diterbitkan dalam penerbitan bulan November 2023.

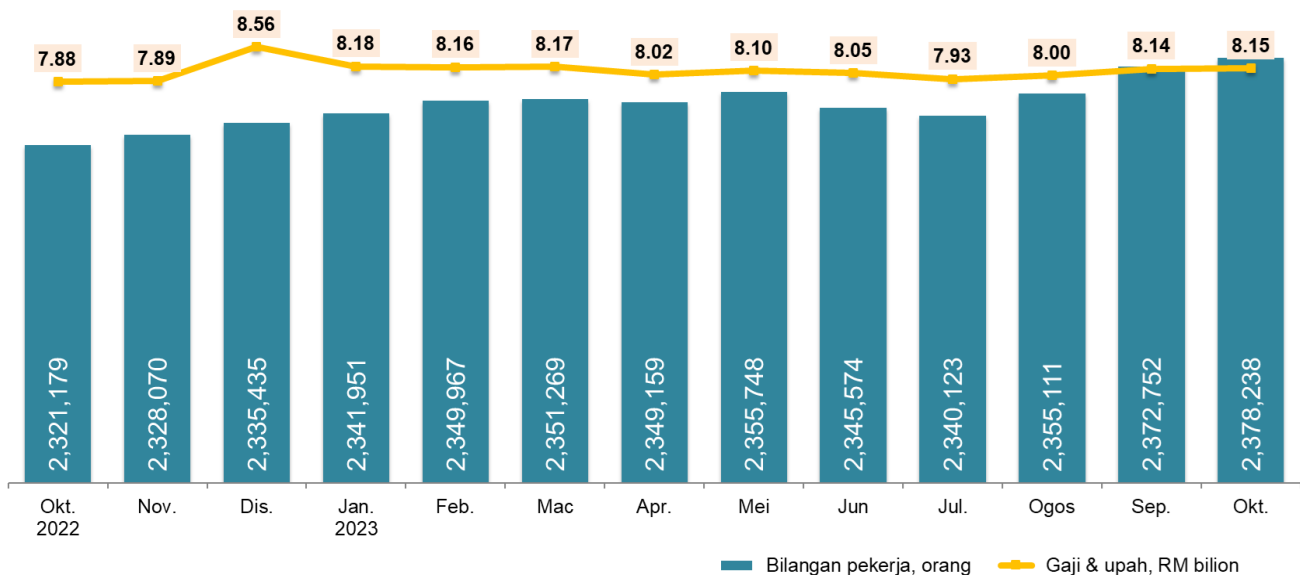
2.0 BILANGAN PEKERJA

Seramai 2.38 juta orang pekerja yang terlibat dalam sektor Pembuatan pada Oktober 2023, meningkat sebanyak 2.5 peratus berbanding 2.32 juta orang yang dicatatkan setahun lalu. Kenaikan ini didorong terutamanya oleh subsektor Makanan, minuman & tembakau (7.7%); Produk mineral bukan logam, logam asas & produk logam yang direka (2.5%); dan Produk peralatan elektrik & elektronik (1.6%). Berbanding bulan sebelumnya, bilangan pekerja dalam sektor ini meningkat sedikit sebanyak 0.2 peratus.

3.0 GAJI & UPAH

Selaras dengan peningkatan bilangan pekerja, gaji & upah yang dibayar dalam sektor Pembuatan meningkat sebanyak 3.4 peratus tahun ke tahun, berjumlah RM8.15 bilion pada Oktober 2023. Bagi perbandingan bulan ke bulan, gaji & upah tumbuh marginal 0.1 peratus daripada RM8.14 bilion yang direkodkan pada September 2023.

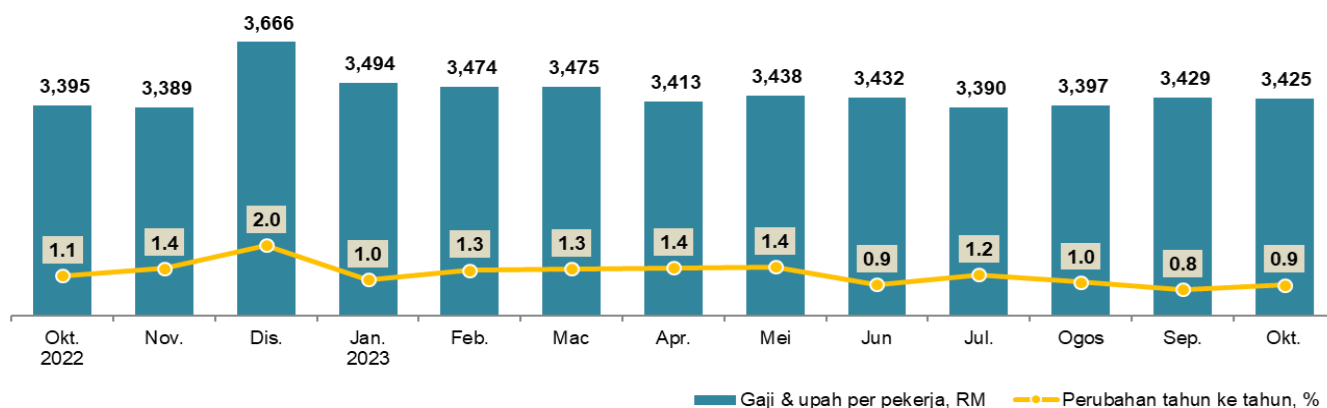
Carta 2: Bilangan Pekerja dan Gaji & Upah Sektor Pembuatan, Oktober 2022 - Oktober 2023



4.0 PURATA GAJI & UPAH PER PEKERJA

Purata gaji & upah yang dibayar bagi setiap pekerja pada bulan Oktober 2023 adalah sebanyak RM3,425, tumbuh 0.9 peratus tahun ke tahun (Oktober 2022: RM3,395) seperti yang dipaparkan di Carta 3. Sebaliknya, purata gaji & upah bagi setiap pekerja berkurang 0.1 peratus berbanding bulan sebelum (September 2023: RM3,429).

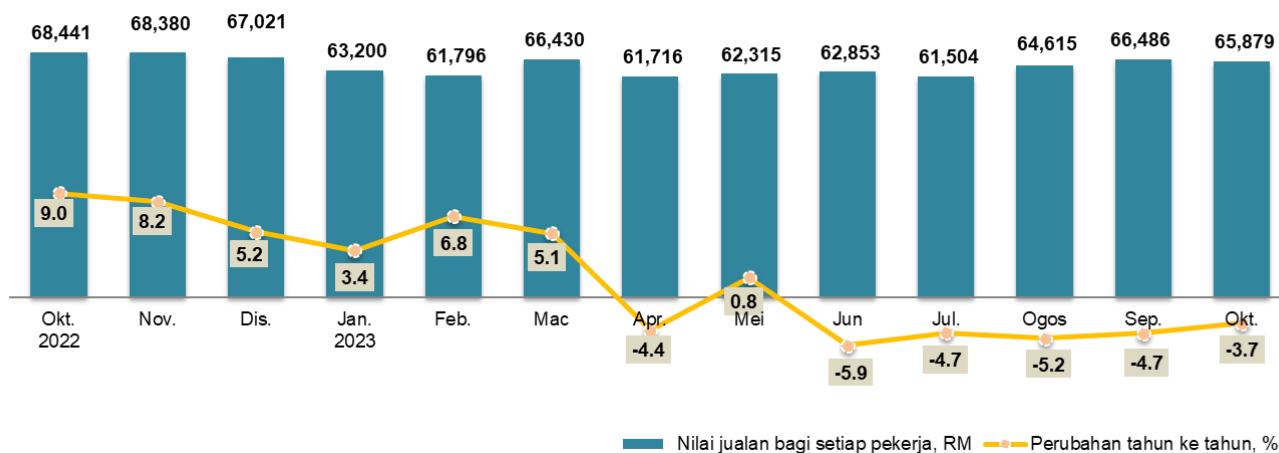
Carta 3: Gaji & Upah Per Pekerja Sektor Pembuatan, Oktober 2022 - Oktober 2023



5.0 NILAI JUALAN PER PEKERJA

Nilai jualan bagi setiap pekerja pada Oktober 2023 menurun 3.7 peratus kepada RM65,879 berbanding RM68,441 pada bulan yang sama tahun sebelumnya (Carta 4). Sementara itu, purata nilai jualan bagi setiap pekerja menurun 0.9 peratus berbanding September 2023.

Carta 4: Nilai Jualan Per Pekerja Sektor Pembuatan, Oktober 2022 - Oktober 2023



6.0 PRESTASI BAGI TEMPOH JANUARI - OKTOBER 2023

Prestasi keseluruhan bagi Januari hingga Oktober 2023, nilai jualan sektor Pembuatan tumbuh 0.9 peratus, mencatatkan RM1,499.2 bilion berbanding tempoh yang sama tahun sebelumnya. Sementara itu, bilangan pekerja bertambah 2.5 peratus untuk merekodkan seramai 2.38 juta orang dengan gaji & upah meningkat 3.6 peratus kepada RM80.9 bilion.

Selain itu, nilai jualan setiap pekerja mencatatkan penurunan sebanyak 1.5 peratus, berjumlah RM630,367 bagi tempoh sepuluh bulan pertama tahun 2023. Butiran terperinci seperti ditunjukkan di Jadual A.

Jadual A: Nilai Jualan, Bilangan Pekerja, Gaji & Upah dan Nilai Jualan per Pekerja, Januari - Oktober 2022 dan 2023

Perangkaan Pembuatan Bulanan	Januari - Oktober		% Perubahan
	2022	2023	
Nilai Jualan (RM juta)	1,485,212.1	1,499,162.1	0.9
Bilangan Pekerja	2,321,179	2,378,238	2.5
Gaji & Upah (RM juta)	78,076.7	80,896.2	3.6
Nilai Jualan Per Pekerja (RM)	639,852	630,367	-1.5

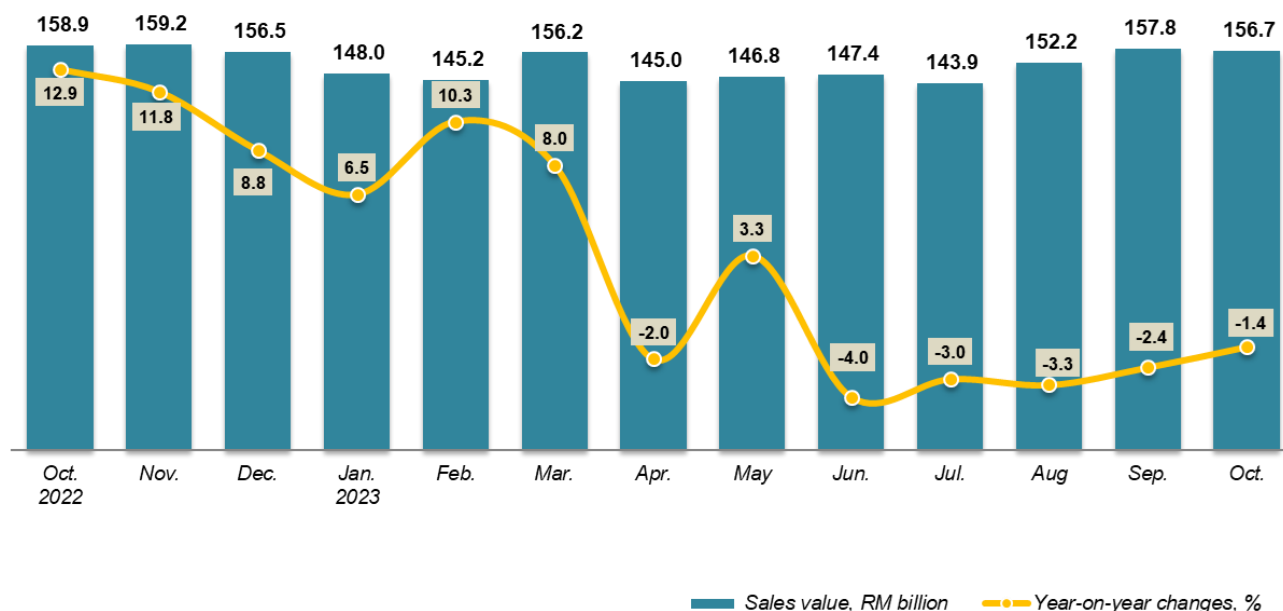
MANUFACTURING SECTOR PERFORMANCE IN OCTOBER 2023

1.0 SALES VALUE OF THE MANUFACTURING SECTOR

Malaysia's Manufacturing sales value in October 2023 stood at RM156.7 billion, declined 1.4 per cent as compared to RM158.9 billion which reported a year ago (Chart 1). In comparison with the previous month, the sales value decreased by 0.7 per cent (September 2023: RM157.8 billion) while the seasonally adjusted sales value decreased 1.5 per cent.

The year-on-year decrease was predominantly influenced by the persistent decline in the Petroleum, chemical, rubber & plastic products sub-sector by 9.5 per cent; and the Electrical & electronics products sub-sector which fell by 2.7 per cent.

Chart 1: Sales Value of the Manufacturing Sector, October 2022 – October 2023



* Notes:

- This report can be accessed through the web portal of the Department of Statistics, Malaysia (<https://www.dosm.gov.my>) under the section: **Latest Releases**.
- Data for October 2023 is **provisional**. The data will be updated based on the latest available figures and subsequently published in the November 2023 publication.

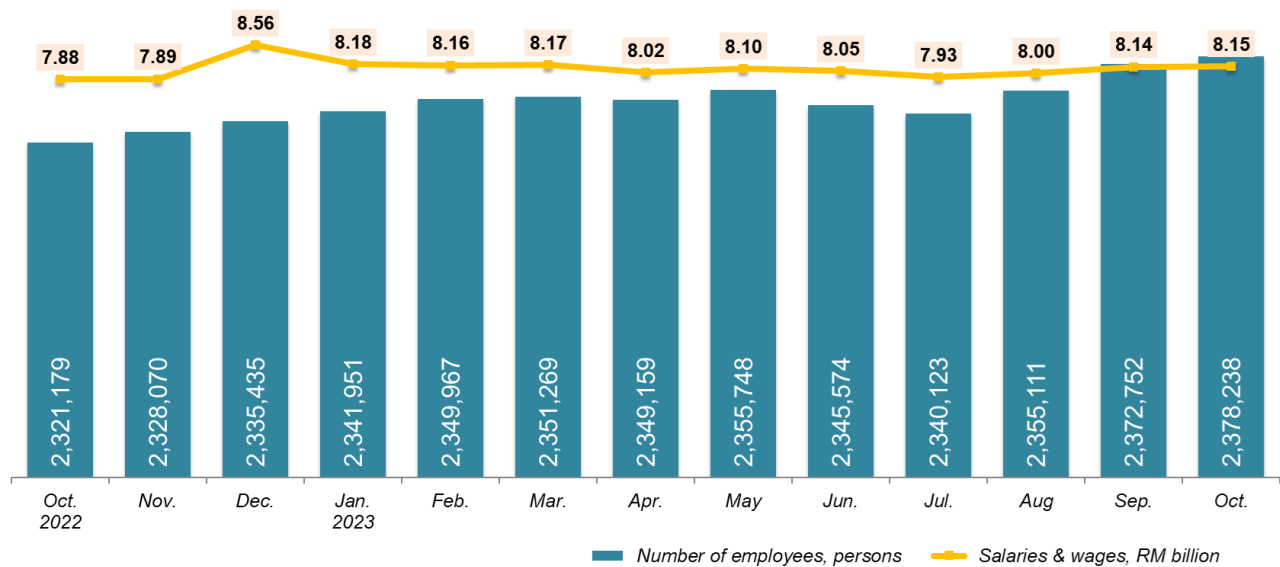
2.0 NUMBER OF EMPLOYEES

There were 2.38 million persons engaged in the Manufacturing sector in October 2023, which increased by 2.5 per cent as against 2.32 million persons registered a year ago. The rise was mainly supported by the Food, beverages & tobacco (7.7%); Non-metallic mineral products, basic metal & fabricated metal products (2.5%); and Electrical & electronic products (1.6%) sub-sectors. In comparison to the preceding month, the number of employees in this sector increased slightly by 0.2 per cent.

3.0 SALARIES & WAGES

In line with the increase in the number of employees, the salaries & wages paid in the Manufacturing sector increased by 3.4 per cent year-on-year, which amounted to RM8.15 billion in October 2023. On a month-on-month comparison, the salaries & wages increased marginally by 0.1 per cent from RM8.14 billion recorded in September 2023.

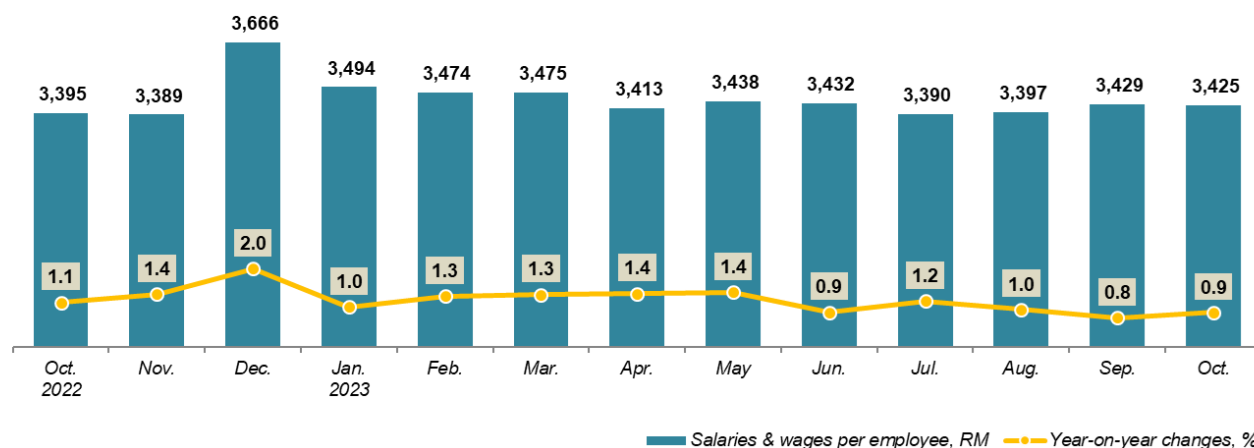
Chart 2: Number of Employees and Salaries & Wages in Manufacturing Sector, October 2022 - October 2023



4.0 AVERAGE SALARIES & WAGES PER EMPLOYEE

The average salaries & wages paid per employee in October 2023 was RM3,425, went up by 0.9 per cent year-on-year (October 2022: RM3,395) as depicted in Chart 3. On the other hand, average salaries & wages paid per employee decreased by 0.1 per cent as compared to the preceding month (September 2023: RM3,429).

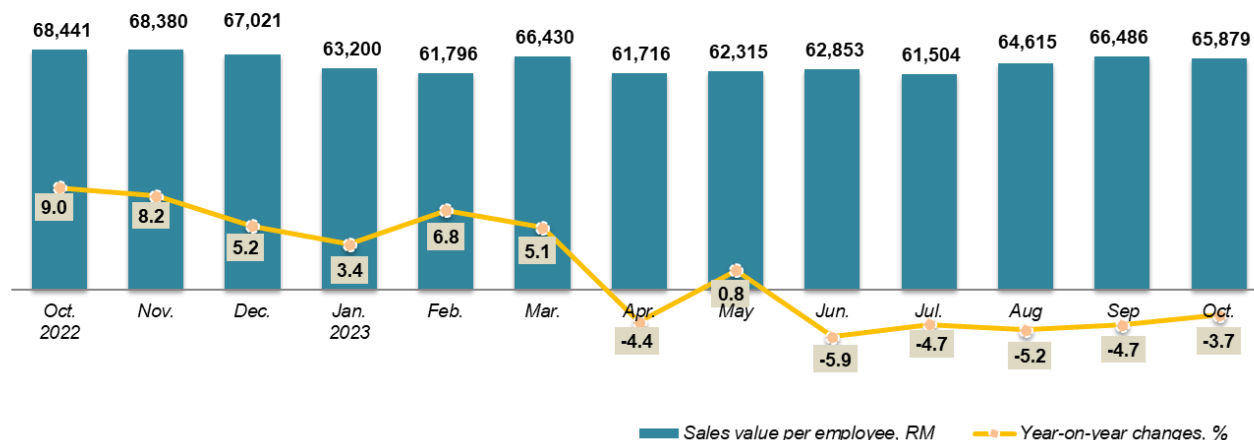
Chart 3: Salaries & Wages per Employee in Manufacturing Sector, October 2022 – October 2023



5.0 SALES VALUE PER EMPLOYEE

The sales value per employee in October 2023 declined by 3.7 per cent to RM65,879 as compared to RM68,441 in the same month of the previous year (Chart 4). Meanwhile, the average sales value per employee decreased 0.9 per cent as compared to September 2023.

Chart 4: Sales Value per Employee in Manufacturing Sector, October 2022 - October 2023



6.0 PERFORMANCE IN THE PERIOD JANUARY - OCTOBER 2023

Overall performance for January to October 2023, the sales value of the Manufacturing sector rose by 0.9 per cent, to register RM1,499.2 billion as against the same period of the preceding year. Meanwhile, the number of employees added by 2.5 per cent to record a total of 2.38 million persons with salaries & wages grew by 3.6 per cent to RM80.9 billion.

Besides that, sales value per employee registered a decline of 1.5 per cent, amounting to RM630,367 for the first ten months of 2023. The details as per shown in Table A.

Table A: Sales Value, Number of Employees, Salaries & Wages and Sales Value per Employee, January - October 2022 and 2023

Monthly Manufacturing Statistics	January - October		% Change
	2022	2023	
<i>Sales Value (RM million)</i>	1,485,212.1	1,499,162.1	0.9
<i>Number of Employees</i>	2,321,179	2,378,238	2.5
<i>Salaries & Wages (RM million)</i>	78,076.7	80,896.2	3.6
<i>Sales Value per Employee (RM)</i>	639,852	630,367	-1.5



JADUAL

Tables

Muka surat ini sengaja dibiarkan kosong
This page is deliberately left blank

Jadual 1 : Perangkaan Utama Sektor Pembuatan
Table 1 : Principal Statistics of Manufacturing Sector

Tempoh Period	Nilai Jualan Produk Yang Dibuat Sendiri (Di Kilang) Sales value of own (Ex-factory) (RM Juta/Million)				Bilangan Pekerja Bergaji Pada Akhir Tempoh Number of employees engaged at end of period				Gaji & Upah Yang Dibayar Salaries & wages paid (RM Juta/Million)				
	Data Asal (Original Data)	% YoY	Pelarasan Musim (Seasonally Adjusted)	% MoM	Data Asal (Original Data)	% YoY	Pelarasan Musim (Seasonally Adjusted)	% MoM	Data Asal (Original Data)	% YoY	Pelarasan Musim (Seasonally Adjusted)	% MoM	
2020	1,346,620	-2.1			2,199,195	-2.0			87,194	-1.1			
2021	1,554,738	15.5			2,259,619	2.7			89,830	3.0			
2022	1,800,930	15.8			2,335,435	3.4			94,528	5.2			
2022	Q1	415,298	12.8		2,287,325	2.4			23,513	4.1			
	Q2	443,489	17.4		2,297,905	3.7			23,318	5.2			
	Q3	467,562	22.5		2,316,961	3.8			23,364	6.7			
	Q4	474,582	11.1		2,335,435	3.4			24,332	5.0			
2023	Q1	449,424	8.2		2,351,269	2.8			24,517	4.3			
	Q2	439,208	-1.0		2,345,574	2.1			24,165	3.6			
	Q3	453,856	-2.9		2,372,752	2.4			24,068	3.0			
2022 (Jan. - Okt.)	1,485,212	17.1			2,321,179	3.6			78,077	5.3			
2023 (Jan. - Okt.)	1,499,162	0.9			2,378,238	2.5			80,896	3.6			
2022	Jan.	138,986	13.1	135,764	-1.8	2,274,146	2.2	2,250,916	-0.8	7,865	4.1	7,650	-1.7
	Feb.	131,703	11.2	142,979	5.3	2,275,927	2.1	2,260,870	0.4	7,805	3.9	7,737	1.1
	Mac	144,610	13.9	145,074	1.5	2,287,325	2.4	2,278,552	0.8	7,843	4.4	7,750	0.2
	Apr.	147,942	13.2	150,533	3.8	2,291,470	2.5	2,284,548	0.3	7,715	4.5	7,780	0.4
	Mei	142,043	15.7	148,877	-1.1	2,296,686	2.7	2,291,782	0.3	7,787	5.0	7,876	1.2
	Jun	153,503	23.4	159,199	6.9	2,297,905	3.7	2,307,458	0.7	7,816	6.2	7,932	0.7
	Jul.	148,431	23.8	148,440	-6.8	2,300,906	4.1	2,308,756	0.1	7,709	7.1	7,832	-1.3
	Ogo.	157,436	24.4	155,540	4.8	2,309,353	4.3	2,318,977	0.4	7,771	7.5	7,887	0.7
	Sep.	161,694	19.5	156,509	0.6	2,316,961	3.8	2,322,303	0.1	7,885	5.4	7,948	0.8
	Okt.	158,864	12.9	151,810	-3.0	2,321,179	3.6	2,332,258	0.4	7,881	4.8	7,972	0.3
	Nov.	159,194	11.8	154,921	2.0	2,328,070	3.3	2,336,176	0.2	7,890	4.7	8,033	0.8
	Dis.	156,524	8.8	150,474	-2.9	2,335,435	3.4	2,343,497	0.3	8,562	5.4	8,131	1.2
2023	Jan.	148,010	6.5	144,787	-3.9	2,341,951	3.0	2,317,914	-1.1	8,183	4.0	7,939	-2.4
	Feb.	145,219	10.3	156,489	8.1	2,349,967	3.3	2,334,559	0.7	8,164	4.6	8,056	1.5
	Mac	156,194	8.0	155,778	-0.5	2,351,269	2.8	2,340,713	0.3	8,170	4.2	8,098	0.5
	Apr.	144,981	-2.0	146,680	-5.8	2,349,159	2.5	2,344,025	0.1	8,017	3.9	8,127	0.4
	Mei	146,799	3.3	154,734	5.5	2,355,748	2.6	2,357,728	0.6	8,100	4.0	8,207	1.0
	Jun	147,427	-4.0	151,271	-2.2	2,345,574	2.1	2,358,024	0.0	8,049	3.0	8,169	-0.5
	Jul.	143,926	-3.0	148,761	-1.7	2,340,123	1.7	2,352,829	-0.2	7,932	2.9	8,097	-0.9
	Ogo.	152,175	-3.3	150,632	1.3	2,355,111	2.0	2,367,136	0.6	8,001	3.0	8,147	0.6
	Sep.	157,755	-2.4	152,290	1.1	2,372,752	2.4	2,378,722	0.5	8,135	3.2	8,204	0.7
	Okt.	156,675	-1.4	150,059	-1.5	2,378,238	2.5	2,386,448	0.3	8,146	3.4	8,236	0.4

Jadual **1.1a** : Nilai Jualan Sektor Pembuatan Mengikut Subsektor
 Table : Sales Value of Manufacturing Sector by Sub-sector

Subsektor Sub-sector	2021	2022	2022		
			Q1	Q2	
1. Makanan, minuman dan tembakau <i>Food, beverages and tobacco</i>	283,918	320,222	68,843	85,782	
10 Pembuatan produk makanan <i>Manufacture of food products</i>	270,349	304,095	64,627	81,963	
11 Pembuatan minuman <i>Manufacture of beverages</i>	10,629	12,717	3,198	3,034	
12 Pembuatan produk tembakau <i>Manufacture of tobacco products</i>	2,940	3,410	1,018	785	
2. Tekstil, pakaian, kulit dan kasut <i>Textiles, wearing apparel, leather and footwear</i>	21,954	23,642	6,095	5,679	
13 Pembuatan tekstil <i>Manufacture of textiles</i>	10,728	11,652	2,959	2,900	
14 Pembuatan pakaian <i>Manufacture of wearing apparel</i>	9,037	9,352	2,456	2,211	
15 Pembuatan produk kulit dan barangan bfrkaitan <i>Manufacture of leather and related products</i>	2,189	2,638	680	568	
3. Produk kayu, perabot, keluaran kertas dan percetakan <i>Wood products, furniture, paper products and printing</i>	76,494	84,965	23,179	19,246	
16 Pembuatan kayu dan produk kayu dan gabus, kecuali perabot; pembuatan bagi artikel jerami dan bahan-bahan anyaman <i>Manufacture of wood and products of wood and cork, except furniture; manufacture of articles of straw and plaiting materials</i>	23,028	25,894	7,805	5,092	
17 Pembuatan kertas dan produk kertas <i>Manufacture of paper and paper products</i>	25,788	28,260	6,810	7,041	
18 Percetakan dan penerbitan semula media rakaman <i>Printing and reproduction of recorded media</i>	12,098	13,709	3,547	3,273	
31 Pembuatan perabot <i>Manufacture of furniture</i>	15,579	17,101	5,017	3,840	
4. Petroleum, kimia, getah dan plastik <i>Petroleum, chemical, rubber and plastic</i>	432,121	499,207	108,256	124,184	
19 Pembuatan kok dan produk petroleum bfrtapis <i>Manufacture of coke and refined petroleum products</i>	175,557	249,901	45,669	60,286	
20 Pembuatan kimia dan produk kimia <i>Manufacture of chemicals and chemical products</i>	102,329	111,585	29,024	26,612	
21 Pembuatan produk farmaseutikal asas, kimia perubatan dan botani <i>Manufacture of basic pharmaceutical products and pharmaceutical preparations</i>	9,185	10,181	2,412	2,501	
22 Pembuatan produk getah dan plastik <i>Manufacture of rubber and plastics products</i>	145,049	127,540	31,151	34,784	
5. Produk mineral bukan logam, logam asas dan produk logam yang direka <i>Non-metallic mineral products, basic metal and fabricated metal products</i>	149,345	168,044	44,454	39,918	
23 Pembuatan produk galian bukan logam lain <i>Manufacture of other non-metallic mineral products</i>	42,773	49,285	13,189	11,820	
24 Pembuatan logam asas <i>Manufacture of basic metals</i>	49,566	54,209	14,558	11,987	
25 Pembuatan produk logam, kecuali mesin dan kelengkapan <i>Manufacture of fabricated metal products, except machinery and equipment</i>	57,006	64,550	16,707	16,111	
6. Produk elektrik dan elektronik <i>Electrical and electronic products</i>	483,198	581,527	135,344	139,578	
26 Pembuatan komputer, produk elektronik dan optikal <i>Manufacture of computer, electronics and optical products</i>	391,925	479,757	112,206	114,312	
27 Pembuatan kelengkapan elektrik <i>Manufacture of electrical equipment</i>	48,489	56,049	12,827	13,461	
28 Pembuatan jentera dan peralatan t.t.t.l. <i>Manufacture of machinery and equipment n.e.c.</i>	42,783	45,720	10,312	11,805	
7. Kelengkapan pengangkutan dan pembuatan lain <i>Transport equipment and other manufactures</i>	107,710	123,324	29,128	29,103	
29 Pembuatan kenderaan bfrmotor, treler dan semi treler <i>Manufacture of motor vehicles, trailers and semi-trailers</i>	77,384	89,220	20,785	20,710	
30 Pembuatan kelengkapan pengangkutan lain <i>Manufacture of other transport equipment</i>	14,103	15,690	3,833	3,742	
32 Pembuatan lain <i>Other manufacturing</i>	10,897	12,668	2,993	3,406	
33 Pembaikan dan pemasangan jentera dan kelengkapan <i>Repair and installation of machinery and equipment</i>	5,326	5,746	1,517	1,244	
Pembuatan <i>Manufacturing</i>	Jumlah <i>Total</i>	1,554,738	1,800,930	415,298	443,489

		2023			2022		2023
Q3	Q4	Q1	Q2	Q3	(Jan. - Okt.)	(Jan. - Okt.)	
82,569	83,028	73,072	74,851	78,190	265,057	254,539	
78,651	78,854	68,673	70,724	74,099	251,664	240,339	
3,237	3,248	3,204	3,131	3,284	10,609	10,850	
681	926	1,196	996	807	2,784	3,350	
5,699	6,169	6,152	5,888	5,842	19,437	19,919	
2,845	2,947	2,897	2,866	2,770	9,652	9,470	
2,224	2,462	2,533	2,374	2,391	7,661	8,129	
630	760	723	649	681	2,125	2,321	
19,955	22,585	23,605	19,571	19,863	69,700	70,531	
5,771	7,227	7,502	4,976	5,353	21,032	20,081	
7,246	7,163	7,561	7,377	7,381	23,539	24,850	
3,216	3,673	3,812	3,452	3,457	11,107	11,873	
3,722	4,522	4,729	3,766	3,671	14,023	13,727	
137,924	128,843	116,905	118,176	119,555	414,643	394,700	
75,616	68,330	55,680	56,542	58,478	206,005	190,627	
27,982	27,967	29,632	26,787	28,168	92,384	93,665	
2,695	2,573	2,702	2,629	2,714	8,487	8,978	
31,632	29,973	28,891	32,218	30,195	107,768	101,430	
39,328	44,345	47,150	42,407	42,162	137,883	146,896	
11,699	12,577	14,105	12,626	12,585	40,538	43,429	
12,496	15,168	15,284	12,417	12,844	44,095	45,818	
15,133	16,600	17,762	17,365	16,733	53,250	57,649	
152,431	154,174	149,095	147,221	154,914	479,901	502,385	
125,955	127,284	124,697	121,532	128,717	396,070	417,336	
14,995	14,766	13,583	14,155	15,645	46,342	48,386	
11,481	12,123	10,815	11,534	10,552	37,489	36,663	
29,656	35,437	33,444	31,093	33,331	98,590	110,192	
21,536	26,188	24,643	22,206	24,909	70,677	80,974	
3,651	4,464	4,077	3,946	3,633	12,745	13,113	
3,174	3,095	3,095	3,555	3,356	10,571	11,099	
1,295	1,689	1,629	1,386	1,433	4,597	5,006	
467,562	474,582	449,424	439,208	453,856	1,485,212	1,499,162	

Jadual **1.1a** : Nilai Jualan Sektor Pembuatan Mengikut Subsektor (samb.)
 Table : Sales Value of Manufacturing Sector by Sub-sector (cont.)

Subsektor Sub-sector	2022							
	Jan.	Feb.	Mac	Apr.	Mei	Jun	Jul.	
1. Makanan, minuman dan tembakau <i>Food, beverages and tobacco</i>	23,842	22,349	22,652	27,949	28,597	29,236	26,431	
10 Pembuatan produk makanan <i>Manufacture of food products</i>	22,472	20,973	21,181	26,467	27,423	28,073	25,172	
11 Pembuatan minuman <i>Manufacture of beverages</i>	1,042	1,046	1,110	1,153	936	946	1,043	
12 Pembuatan produk tembakau <i>Manufacture of tobacco products</i>	327	330	361	329	239	218	216	
2. Tekstil, pakaian, kulit dan kasut <i>Textiles, wearing apparel, leather and footwear</i>	2,067	1,991	2,037	1,946	1,850	1,884	1,896	
13 Pembuatan tekstil <i>Manufacture of textiles</i>	1,012	959	988	963	928	1,009	975	
14 Pembuatan pakaian <i>Manufacture of wearing apparel</i>	825	809	822	787	736	689	732	
15 Pembuatan produk kulit dan barangan bfrkaitan <i>Manufacture of leather and related products</i>	230	223	227	196	186	186	189	
3. Produk kayu, perabot, keluaran kertas dan percetakan <i>Wood products, furniture, paper products and printing</i>	7,922	7,258	8,000	7,205	6,107	5,934	5,992	
16 Pembuatan kayu dan produk kayu dan gabus, kecuali perabot; pembuatan bagi artikel jerami dan bahan-bahan anyaman <i>Manufacture of wood and products of wood and cork, except furniture; manufacture of articles of straw and plaiting materials</i>	2,679	2,385	2,741	2,135	1,499	1,458	1,465	
17 Pembuatan kertas dan produk kertas <i>Manufacture of paper and paper products</i>	2,258	2,143	2,409	2,477	2,251	2,312	2,331	
18 Percetakan dan penerbitan semula media rakaman <i>Printing and reproduction of recorded media</i>	1,223	1,165	1,158	1,159	1,053	1,061	1,072	
31 Pembuatan perabot <i>Manufacture of furniture</i>	1,761	1,564	1,691	1,433	1,305	1,102	1,123	
4. Petroleum, kimia, getah dan plastik <i>Petroleum, chemical, rubber and plastic</i>	37,725	32,920	37,610	39,912	39,543	44,730	45,973	
19 Pembuatan kok dan produk petroleum bfrtapis <i>Manufacture of coke and refined petroleum products</i>	17,255	13,325	15,090	17,952	18,912	23,423	24,989	
20 Pembuatan kimia dan produk kimia <i>Manufacture of chemicals and chemical products</i>	9,640	9,437	9,947	8,803	8,684	9,126	9,132	
21 Pembuatan produk farmaseutikal asas, kimia perubatan dan botani <i>Manufacture of basic pharmaceutical products and pharmaceutical preparations</i>	819	764	829	834	752	915	888	
22 Pembuatan produk getah dan plastik <i>Manufacture of rubber and plastics products</i>	10,012	9,395	11,744	12,322	11,195	11,266	10,964	
5. Produk mineral bukan logam, logam asas dan produk logam yang direka <i>Non-metallic mineral products, basic metal and fabricated metal products</i>	15,328	14,309	14,816	14,454	12,833	12,631	12,285	
23 Pembuatan produk galian bukan logam lain <i>Manufacture of other non-metallic mineral products</i>	4,425	4,263	4,501	4,187	3,792	3,842	3,908	
24 Pembuatan logam asas <i>Manufacture of basic metals</i>	5,005	4,695	4,858	4,648	3,860	3,479	3,348	
25 Pembuatan produk logam, kecuali mesin dan kelengkapan <i>Manufacture of fabricated metal products, except machinery and equipment</i>	5,899	5,351	5,457	5,619	5,182	5,310	5,028	
6. Produk elektrik dan elektronik <i>Electrical and electronic products</i>	42,314	43,785	49,245	46,114	43,761	49,702	46,422	
26 Pembuatan komputer, produk elektronik dan optikal <i>Manufacture of computer, electronics and optical products</i>	34,327	36,431	41,448	37,516	35,887	40,908	38,080	
27 Pembuatan kelengkapan elektrik <i>Manufacture of electrical equipment</i>	4,383	4,018	4,426	4,552	4,206	4,704	4,696	
28 Pembuatan jentera dan peralatan t.t.t.l. <i>Manufacture of machinery and equipment n.e.c.</i>	3,605	3,336	3,372	4,046	3,668	4,091	3,647	
7. Kelengkapan pengangkutan dan pembuatan lain <i>Transport equipment and other manufactures</i>	9,788	9,091	10,250	10,363	9,353	9,387	9,433	
29 Pembuatan kenderaan bfrmotor, treler dan semi treler <i>Manufacture of motor vehicles, trailers and semi-trailers</i>	6,931	6,520	7,334	7,258	6,715	6,737	6,904	
30 Pembuatan kelengkapan pengangkutan lain <i>Manufacture of other transport equipment</i>	1,299	1,167	1,366	1,425	1,122	1,195	1,174	
32 Pembuatan lain <i>Other manufacturing</i>	1,047	960	986	1,154	1,158	1,095	988	
33 Pembaikan dan pemasangan jentera dan kelengkapan <i>Repair and installation of machinery and equipment</i>	511	443	563	526	358	360	367	
Pembuatan <i>Manufacturing</i>	Jumlah <i>Total</i>	138,986	131,703	144,610	147,942	142,043	153,503	148,431

(RM Juta/Million)

2023														
Ogo.	Sep.	Okt.	Nov.	Dis.	Jan.	Feb.	Mac	Apr.	Mei	Jun	Jul.	Ogo.	Sep.	Okt.
27,728	28,410	27,863	27,247	27,918	24,911	24,273	23,888	24,399	25,494	24,959	24,379	25,890	27,921	28,425
26,370	27,109	26,423	25,848	26,583	23,470	22,881	22,322	22,922	24,070	23,733	23,056	24,481	26,563	26,844
1,114	1,080	1,140	1,076	1,032	1,047	1,043	1,114	1,118	1,049	964	1,065	1,124	1,095	1,231
243	222	301	323	303	394	349	452	359	376	262	258	286	263	350
1,908	1,895	1,965	2,083	2,122	2,068	2,018	2,066	1,966	1,997	1,926	1,944	1,951	1,947	2,037
950	920	947	983	1,017	984	938	975	945	969	952	925	941	905	937
744	748	770	834	858	840	847	846	798	806	770	810	781	799	832
215	227	247	266	247	245	233	245	223	221	204	209	229	243	268
6,741	7,222	7,320	7,636	7,629	7,747	7,716	8,142	7,112	6,592	5,867	5,958	6,734	7,171	7,493
2,068	2,238	2,364	2,417	2,446	2,480	2,415	2,607	2,027	1,611	1,338	1,352	1,924	2,077	2,249
2,456	2,459	2,442	2,350	2,372	2,418	2,505	2,639	2,584	2,437	2,356	2,354	2,495	2,533	2,531
1,054	1,090	1,070	1,323	1,280	1,262	1,284	1,266	1,189	1,132	1,131	1,143	1,148	1,165	1,151
1,163	1,436	1,444	1,547	1,531	1,587	1,512	1,630	1,312	1,411	1,042	1,109	1,166	1,396	1,561
46,633	45,318	44,279	43,441	41,123	41,517	35,956	39,432	38,663	40,314	39,198	38,930	40,885	39,739	40,065
25,665	24,961	24,433	23,259	20,637	21,738	16,662	17,279	18,063	19,413	19,065	18,598	20,301	19,579	19,927
9,704	9,146	8,766	9,344	9,857	9,802	9,627	10,203	8,726	9,101	8,960	9,069	9,840	9,258	9,079
893	914	879	860	834	875	885	942	898	821	910	885	905	925	933
10,371	10,296	10,202	9,977	9,794	9,101	8,782	11,008	10,976	10,979	10,263	10,378	9,840	9,977	10,126
13,172	13,871	14,185	14,728	15,432	15,584	15,563	16,003	15,047	13,943	13,417	13,038	14,005	15,119	15,176
3,955	3,836	3,830	4,285	4,462	4,587	4,675	4,843	4,381	4,131	4,114	4,137	4,233	4,214	4,113
4,154	4,994	5,054	5,040	5,075	4,942	5,048	5,293	4,737	4,081	3,599	3,384	4,179	5,281	5,273
5,063	5,041	5,301	5,404	5,896	6,055	5,840	5,867	5,930	5,731	5,704	5,518	5,592	5,623	5,790
51,511	54,497	52,549	51,466	50,160	45,026	49,203	54,866	47,937	47,443	51,840	48,627	51,810	54,477	51,155
42,451	45,424	43,597	42,630	41,058	36,749	41,275	46,672	39,465	38,922	43,145	40,395	42,924	45,398	42,391
5,109	5,190	5,059	4,832	4,875	4,583	4,401	4,598	4,595	4,653	4,907	4,910	5,319	5,416	5,003
3,951	3,883	3,893	4,003	4,227	3,693	3,527	3,595	3,877	3,868	3,789	3,322	3,567	3,663	3,762
9,743	10,481	10,703	12,592	12,142	11,158	10,489	11,797	9,856	11,016	10,220	11,050	10,901	11,380	12,324
7,101	7,532	7,646	9,421	9,122	8,243	7,701	8,699	6,654	8,107	7,444	8,425	8,168	8,316	9,217
1,189	1,288	1,519	1,513	1,432	1,324	1,264	1,489	1,461	1,243	1,242	1,172	1,183	1,278	1,458
1,049	1,137	998	1,064	1,033	1,061	1,012	1,021	1,164	1,264	1,128	1,047	1,101	1,208	1,092
404	524	541	594	554	530	511	589	578	402	406	407	449	578	557
157,436	161,694	158,864	159,194	156,524	148,010	145,219	156,194	144,981	146,799	147,427	143,926	152,175	157,755	156,675

Jadual **1.1b** : Nilai Jualan Sektor Pembuatan Mengikut Subsektor: Perubahan Peratusan Tahunan
 Table **1.1b** : Sales Value of Manufacturing Sector by Sub-sector: Annual Percentage Change

Subsektor Sub-sector	2021	2022	2022			2023			2022 (Jan. - Okt.)	2023 (Jan. - Okt.)		
			Q1	Q2	Q3	Q4	Q1	Q2			Q3	
1. Makanan, minuman dan tembakau <i>Food, beverages and tobacco</i>	12.7	12.8	16.3	16.5	13.0	6.5	6.1	-12.7	-5.3	14.0	-4.0	
10 Pembuatan produk makanan <i>Manufacture of food products</i>	12.9	12.5	17.0	15.9	11.5	6.8	6.3	-13.7	-5.8	13.5	-4.5	
11 Pembuatan minuman <i>Manufacture of beverages</i>	12.0	19.6	6.3	30.5	42.2	7.6	0.2	3.2	1.4	22.3	2.3	
12 Pembuatan produk tembakau <i>Manufacture of tobacco products</i>	-3.9	16.0	4.7	32.1	155.9	-16.4	17.4	27.0	18.6	25.1	20.3	
2. Tekstil, pakaian, kulit dan kasut <i>Textiles, wearing apparel, leather and footwear</i>	10.8	7.7	8.0	9.2	12.9	1.7	0.9	3.7	2.5	9.0	2.5	
13 Pembuatan tekstil <i>Manufacture of textiles</i>	21.0	8.6	14.1	8.3	11.9	1.2	-2.1	-1.2	-2.7	10.5	-1.9	
14 Pembuatan pakaian <i>Manufacture of wearing apparel</i>	3.0	3.5	2.7	7.5	6.1	-1.2	3.1	7.4	7.5	4.1	6.1	
15 Pembuatan produk kulit dan barangan berkaitan <i>Manufacture of leather and related products</i>	0.6	20.5	3.6	22.6	54.5	14.8	6.4	14.2	8.2	22.2	9.2	
3. Produk kayu, perabot, keluaran kertas dan percetakan <i>Wood products, furniture, paper products and printing</i>	5.3	11.1	10.1	16.9	19.0	1.7	1.8	1.7	-0.5	13.7	1.2	
16 Pembuatan kayu dan produk kayu dan gabus, kecuali perabot; pembuatan bagi artikel jerami dan bahan-bahan anyaman <i>Manufacture of wood and products of wood and cork, except furniture; manufacture of articles of straw and plaiting materials</i>	3.4	12.4	13.4	22.3	22.6	-0.6	-3.9	-2.3	-7.2	16.9	-4.5	
17 Pembuatan kertas dan produk kertas <i>Manufacture of paper and paper products</i>	15.8	9.6	10.2	10.3	11.9	6.1	11.0	4.8	1.9	10.4	5.6	
18 Percetakan dan penerbitan semula media rakaman <i>Printing and reproduction of recorded media</i>	4.9	13.3	7.8	22.0	18.8	7.5	7.5	5.5	7.5	14.9	6.9	
31 Pembuatan perabot <i>Manufacture of furniture</i>	-5.7	9.8	6.7	18.9	29.4	-5.2	-5.7	-1.9	-1.4	14.0	-2.1	
4. Petroleum, kimia, getah dan plastik <i>Petroleum, chemical, rubber and plastic</i>	27.5	15.5	9.7	11.1	24.4	16.2	8.0	-4.8	-13.3	16.1	-4.8	
19 Pembuatan kok dan produk petroleum bertapis <i>Manufacture of coke and refined petroleum products</i>	36.6	42.3	36.3	36.3	57.2	37.4	21.9	-6.2	-22.7	45.6	-7.5	
20 Pembuatan kimia dan produk kimia <i>Manufacture of chemicals and chemical products</i>	12.9	9.0	10.0	14.9	9.4	2.9	2.1	0.7	0.7	10.4	1.4	
21 Pembuatan produk farmaseutikal asas, kimia perubatan dan botani <i>Manufacture of basic pharmaceutical products and pharmaceutical preparations</i>	17.1	10.8	13.9	10.7	12.1	7.1	12.0	5.1	0.7	11.7	5.8	
22 Pembuatan produk getah dan plastik <i>Manufacture of rubber and plastics products</i>	29.6	-12.1	-15.0	-17.4	-9.1	-5.0	-7.3	-7.4	-4.5	-13.3	-5.9	
5. Produk mineral bukan logam, logam asas dan produk logam yang direka <i>Non-metallic mineral products, basic metal and fabricated metal products</i>	7.1	12.5	8.4	18.5	23.1	3.9	6.1	6.2	7.2	14.7	6.5	
23 Pembuatan produk galian bukan logam lain <i>Manufacture of other non-metallic mineral products</i>	6.4	15.2	6.9	20.6	33.5	6.0	6.9	6.8	7.6	17.6	7.1	
24 Pembuatan logam asas <i>Manufacture of basic metals</i>	8.0	9.4	10.3	16.4	11.2	2.2	5.0	3.6	2.8	11.2	3.9	
25 Pembuatan produk logam, kecuali mesin dan kelengkapan <i>Manufacture of fabricated metal products, except machinery and equipment</i>	6.8	13.2	8.0	18.6	26.6	3.8	6.3	7.8	10.6	15.5	8.3	
6. Produk elektrik dan elektronik <i>Electrical and electronic products</i>	14.5	20.3	17.6	24.2	25.5	14.8	10.2	5.5	1.6	21.8	4.7	
26 Pembuatan komputer, produk elektronik dan optikal <i>Manufacture of computer, electronics and optical products</i>	14.2	22.4	18.2	27.9	28.0	16.6	11.1	6.3	2.2	24.0	5.4	
27 Pembuatan kelengkapan elektrik <i>Manufacture of electrical equipment</i>	15.1	15.6	20.2	15.1	21.1	7.4	5.9	5.2	4.3	17.8	4.4	
28 Pembuatan jentera dan peralatan t.t.t.l. <i>Manufacture of machinery and equipment n.e.c.</i>	16.2	6.9	9.3	4.6	7.7	6.3	4.9	-2.3	-8.1	6.5	-2.2	
7. Kelengkapan pengangkutan dan pembuatan lain <i>Transport equipment and other manufactures</i>	5.9	14.5	5.5	18.2	31.1	7.9	14.8	6.8	12.4	15.3	11.8	
29 Pembuatan kenderaan bermotor, treler dan semi treler <i>Manufacture of motor vehicles, trailers and semi-trailers</i>	6.0	15.3	6.3	20.0	32.1	7.9	18.6	7.2	15.7	15.8	14.6	
30 Pembuatan kelengkapan pengangkutan lain <i>Manufacture of other transport equipment</i>	8.9	11.3	2.6	13.6	21.2	9.9	6.4	5.4	-0.5	12.3	2.9	
32 Pembuatan lain <i>Other manufacturing</i>	3.8	16.3	3.8	15.8	48.3	5.6	3.4	4.4	5.7	18.7	5.0	
33 Pembaikan dan pemasangan jentera dan kelengkapan <i>Repair and installation of machinery and equipment</i>	0.0	7.9	6.1	10.1	10.2	6.2	7.4	11.5	10.6	8.4	8.9	
Pembuatan Manufacturing	Jumlah Total	15.5	15.8	12.8	17.4	22.5	11.1	8.2	-1.0	-2.9	17.1	0.9

(%)

2022											2023										
Jan.	Feb.	Mac	Apr.	Mei	Jun	Jul.	Ogo.	Sep.	Okt.	Nov.	Dis.	Jan.	Feb.	Mac	Apr.	Mei	Jun	Jul.	Ogo.	Sep.	Okt.
20.6	13.8	14.4	14.9	20.3	14.3	14.4	18.4	7.1	4.6	4.7	10.3	4.5	8.6	5.5	-12.7	-10.9	-14.6	-7.8	-6.6	-1.7	2.0
21.7	14.2	15.1	14.9	20.8	12.3	12.1	16.8	6.4	4.9	4.6	11.0	4.4	9.1	5.4	-13.4	-12.2	-15.5	-8.4	-7.2	-2.0	1.6
6.4	6.6	5.8	14.8	13.9	89.4	80.6	40.9	18.9	6.8	10.4	5.7	0.5	-0.3	0.3	-3.0	12.1	1.9	2.1	0.9	1.5	8.0
2.3	9.6	2.6	15.6	0.5	200.5	179.5	353.6	63.9	-23.6	-2.1	-21.2	20.6	5.7	25.3	9.1	57.6	20.4	19.5	17.6	18.7	16.5
8.4	7.7	8.0	8.3	7.7	11.8	15.4	13.8	9.7	0.8	2.7	1.5	0.1	1.4	1.4	1.1	7.9	2.2	2.6	2.2	2.8	3.7
17.9	14.8	9.7	9.2	7.7	8.0	13.6	13.4	8.9	3.0	0.2	0.4	-2.8	-2.2	-1.3	-1.9	4.4	-5.6	-5.1	-1.0	-1.7	-1.0
0.1	1.1	7.3	7.7	7.3	7.5	7.6	6.0	4.7	-5.8	1.3	0.8	1.7	4.7	2.9	1.4	9.6	11.8	10.7	5.0	6.9	8.0
2.4	5.1	3.4	6.4	9.6	69.9	82.8	56.7	35.3	16.9	18.6	9.0	6.5	4.8	7.8	14.1	19.1	9.4	10.7	6.7	7.4	8.3
13.1	8.1	9.0	13.1	11.9	28.1	33.9	15.4	12.0	4.6	0.4	0.3	-2.2	6.3	1.8	-1.3	7.9	-1.1	-0.6	-0.1	-0.7	2.4
16.8	9.6	13.6	13.4	18.5	43.5	44.9	18.6	14.6	5.8	-2.0	-4.9	-7.4	1.2	-4.9	-5.1	7.5	-8.2	-7.8	-6.9	-7.2	-4.9
16.0	9.1	6.2	11.5	8.3	11.0	13.8	11.9	10.1	6.9	2.8	8.8	7.0	16.9	9.5	4.3	8.3	1.9	1.0	1.6	3.0	3.7
7.7	6.8	8.9	9.2	12.7	54.5	33.8	12.7	12.2	8.9	9.4	4.5	3.2	10.2	9.3	2.6	7.6	6.5	6.7	8.9	6.9	7.6
8.0	5.8	6.2	18.8	10.8	30.2	82.8	20.2	11.0	-3.3	-6.0	-6.2	-9.9	-3.3	-3.6	-8.4	8.1	-5.4	-1.3	0.3	-2.8	8.1
15.7	7.4	6.3	6.7	7.7	18.8	19.1	27.2	27.2	23.8	15.0	10.3	10.1	9.2	4.8	-3.1	2.0	-12.4	-15.3	-12.3	-12.3	-9.5
46.2	26.0	35.5	23.2	26.5	59.2	51.8	59.6	60.6	56.0	32.1	25.4	26.0	25.0	14.5	0.6	2.7	-18.6	-25.6	-20.9	-21.6	-18.4
10.8	10.1	9.1	18.7	17.3	9.4	9.9	10.1	8.1	2.4	5.3	1.1	1.7	2.0	2.6	-0.9	4.8	-1.8	-0.7	1.4	1.2	3.6
24.0	9.1	9.6	15.4	8.3	8.5	15.9	11.7	8.9	7.4	6.7	7.2	6.9	15.8	13.6	7.7	9.1	-0.5	-0.3	1.3	1.1	6.1
-12.6	-13.0	-18.3	-16.1	-18.1	-18.0	-16.0	-5.3	-4.5	-4.8	-5.0	-5.1	-9.1	-6.5	-6.3	-10.9	-1.9	-8.9	-5.3	-5.1	-3.1	-0.7
8.0	8.2	9.1	9.3	10.2	43.2	44.2	22.3	9.5	4.5	3.1	3.9	1.7	8.8	8.0	4.1	8.7	6.2	6.1	6.3	9.0	7.0
4.8	7.4	8.5	12.9	11.0	43.5	46.8	34.3	21.5	7.6	5.2	5.4	3.7	9.7	7.6	4.6	9.0	7.1	5.9	7.1	9.9	7.4
9.7	9.5	11.8	10.3	13.0	30.6	34.6	7.3	2.4	2.7	2.2	1.7	-1.3	7.5	9.0	1.9	5.7	3.5	1.1	0.6	5.8	4.3
9.0	7.6	7.3	6.1	7.7	52.5	49.2	28.2	8.8	4.1	2.4	4.8	2.6	9.1	7.5	5.5	10.6	7.4	9.7	10.4	11.5	9.2
10.6	16.2	25.9	22.4	24.9	25.4	26.1	25.8	24.7	16.6	19.0	9.1	6.4	12.4	11.4	4.0	8.4	4.3	4.7	0.6	-0.04	-2.7
9.2	16.7	28.3	25.6	28.9	29.3	26.9	29.1	27.8	18.9	22.1	9.3	7.1	13.3	12.6	5.2	8.5	5.5	6.1	1.1	-0.1	-2.8
17.2	19.5	24.1	15.7	14.7	15.0	25.2	19.6	19.0	10.3	7.1	4.9	4.6	9.5	3.9	1.0	10.6	4.3	4.6	4.1	4.4	-1.1
16.6	7.3	4.4	4.5	4.4	4.8	18.9	4.1	2.3	2.0	5.0	11.9	2.5	5.7	6.6	-4.2	5.5	-7.4	-8.9	-9.7	-5.7	-3.4
7.3	5.2	4.2	5.1	11.3	47.5	39.4	34.7	21.6	0.5	10.2	12.7	14.0	15.4	15.1	-4.9	17.8	8.9	17.2	11.9	8.6	15.1
8.4	5.7	4.9	5.3	11.6	54.7	38.7	37.0	22.7	-3.2	11.4	15.3	18.9	18.1	18.6	-8.3	20.7	10.5	22.0	15.0	10.4	20.6
2.7	3.4	2.0	6.6	12.8	24.0	35.6	15.3	15.6	16.6	7.0	6.5	1.8	8.3	9.0	2.5	10.8	3.9	-0.2	-0.5	-0.7	-4.0
4.9	5.6	0.8	0.5	8.5	50.7	66.5	60.0	27.6	6.0	7.4	3.4	1.4	5.4	3.5	0.9	9.2	3.0	6.0	5.0	6.2	9.5
9.6	2.4	6.1	9.4	9.0	12.3	10.5	10.3	9.8	6.8	5.1	6.7	3.7	15.4	4.5	9.8	12.4	12.9	10.8	11.0	10.2	3.0
13.1	11.2	13.9	13.2	15.7	23.4	23.8	24.4	19.5	12.9	11.8	8.8	6.5	10.3	8.0	-2.0	3.3	-4.0	-3.0	-3.3	-2.4	-1.4

Jadual **1.1c** : Nilai Jualan Sektor Pembuatan Mengikut Subsektor: Perubahan Peratusan Bulanan/Suku Tahunan
 Table **1.1c** : Sales Value of Manufacturing Sector by Sub-sector: Monthly/Quarterly Percentage Change

Subsektor Sub-sector	2022				2023			2022		
	Q1	Q2	Q3	Q4	Q1	Q2	Q3	Jan.	Feb.	
1. Makanan, minuman dan tembakau <i>Food, beverages and tobacco</i>	-11.7	24.6	-3.7	0.6	-12.0	2.4	4.5	-5.8	-6.3	
10 Pembuatan produk makanan <i>Manufacture of food products</i>	-12.5	26.8	-4.0	0.3	-12.9	3.0	4.8	-6.2	-6.7	
11 Pembuatan minuman <i>Manufacture of beverages</i>	5.9	-5.1	6.7	0.3	-1.4	-2.3	4.9	6.7	0.3	
12 Pembuatan produk tembakau <i>Manufacture of tobacco products</i>	-8.1	-22.9	-13.2	36.0	29.1	-16.7	-19.0	-14.9	1.0	
2. Tekstil, pakaian, kulit dan kasut <i>Textiles, wearing apparel, leather and footwear</i>	0.4	-6.8	0.3	8.3	-0.3	-4.3	-0.8	-1.1	-3.7	
13 Pembuatan tekstil <i>Manufacture of textiles</i>	1.6	-2.0	-1.9	3.6	-1.7	-1.1	-3.3	-0.1	-5.2	
14 Pembuatan pakaian <i>Manufacture of wearing apparel</i>	-1.5	-10.0	0.6	10.7	2.9	-6.3	0.7	-3.1	-2.0	
15 Pembuatan produk kulit dan barangan berkaitan <i>Manufacture of leather and related products</i>	2.6	-16.5	10.9	20.7	-4.9	-10.3	5.0	1.5	-3.0	
3. Produk kayu, perabot, keluaran kertas dan percetakan <i>Wood products, furniture, paper products and printing</i>	4.4	-17.0	3.7	13.2	4.5	-17.1	1.5	4.1	-8.4	
16 Pembuatan kayu dan produk kayu dan gabus, kecuali perabot; pembuatan bagi artikel jerami dan bahan-bahan anyaman <i>Manufacture of wood and products of wood and cork, except furniture; manufacture of articles of straw and plaiting materials</i>	7.3	-34.8	13.3	25.2	3.8	-33.7	7.6	4.2	-11.0	
17 Pembuatan kertas dan produk kertas <i>Manufacture of paper and paper products</i>	0.9	3.4	2.9	-1.1	5.6	-2.4	0.1	3.6	-5.1	
18 Percetakan dan penerbitan semula media rakaman <i>Printing and reproduction of recorded media</i>	3.8	-7.7	-1.8	14.2	3.8	-9.4	0.1	-0.1	-4.7	
31 Pembuatan perabot <i>Manufacture of furniture</i>	5.1	-23.5	-3.1	21.5	4.6	-20.4	-2.5	7.9	-11.2	
4. Petroleum, kimia, getah dan plastik <i>Petroleum, chemical, rubber and plastic</i>	-2.3	14.7	11.1	-6.6	-9.3	1.1	1.2	1.1	-12.7	
19 Pembuatan kok dan produk petroleum bertapis <i>Manufacture of coke and refined petroleum products</i>	-8.2	32.0	25.4	-9.6	-18.5	1.5	3.4	4.9	-22.8	
20 Pembuatan kimia dan produk kimia <i>Manufacture of chemicals and chemical products</i>	6.7	-8.3	5.1	-0.1	6.0	-9.6	5.2	-1.1	-2.1	
21 Pembuatan produk farmaseutikal asas, kimia perubatan dan botani <i>Manufacture of basic pharmaceutical products and pharmaceutical preparations</i>	0.4	3.7	7.7	-4.5	5.0	-2.7	3.2	5.3	-6.7	
22 Pembuatan produk getah dan plastik <i>Manufacture of rubber and plastics products</i>	-1.2	11.7	-9.1	-5.2	-3.6	11.5	-6.3	-3.0	-6.2	
5. Produk mineral bukan logam, logam asas dan produk logam yang direka <i>Non-metallic mineral products, basic metal and fabricated metal products</i>	4.1	-10.2	-1.5	12.8	6.3	-10.1	-0.6	3.2	-6.6	
23 Pembuatan produk galian bukan logam lain <i>Manufacture of other non-metallic mineral products</i>	11.1	-10.4	-1.0	7.5	12.2	-10.5	-0.3	4.5	-3.6	
24 Pembuatan logam asas <i>Manufacture of basic metals</i>	-1.9	-17.7	4.3	21.4	0.8	-18.8	3.4	0.3	-6.2	
25 Pembuatan produk logam, kecuali mesin dan kelengkapan <i>Manufacture of fabricated metal products, except machinery and equipment</i>	4.5	-3.6	-6.1	9.7	7.0	-2.2	-3.6	4.8	-9.3	
6. Produk elektrik dan elektronik <i>Electrical and electronic products</i>	0.8	3.1	9.2	1.1	-3.3	-1.3	5.2	-8.0	3.5	
26 Pembuatan komputer, produk elektronik dan optikal <i>Manufacture of computer, electronics and optical products</i>	2.8	1.9	10.2	1.1	-2.0	-2.5	5.9	-8.6	6.1	
27 Pembuatan kelengkapan elektrik <i>Manufacture of electrical equipment</i>	-6.7	4.9	11.4	-1.5	-8.0	4.2	10.5	-5.7	-8.3	
28 Pembuatan jentera dan peralatan t.t.t.l. <i>Manufacture of machinery and equipment n.e.c.</i>	-9.6	14.5	-2.7	5.6	-10.8	6.6	-8.5	-4.6	-7.5	
7. Kelengkapan pengangkutan dan pembuatan lain <i>Transport equipment and other manufactures</i>	-11.3	-0.1	1.9	19.5	-5.6	-7.0	7.2	-9.1	-7.1	
29 Pembuatan kenderaan bermotor, treler dan semi treler <i>Manufacture of motor vehicles, trailers and semi-trailers</i>	-14.4	-0.4	4.0	21.6	-5.9	-9.9	12.2	-12.4	-5.9	
30 Pembuatan kelengkapan pengangkutan lain <i>Manufacture of other transport equipment</i>	-5.6	-2.4	-2.5	22.3	-8.7	-3.2	-7.9	-3.3	-10.2	
32 Pembuatan lain <i>Other manufacturing</i>	2.1	13.8	-6.8	-2.5	-0.01	14.9	-5.6	4.8	-8.3	
33 Pembaikan dan pemasangan jentera dan kelengkapan <i>Repair and installation of machinery and equipment</i>	-4.6	-18.0	4.1	30.4	-3.6	-14.9	3.4	-1.7	-13.3	
Pembuatan Manufacturing	Jumlah Total	-2.7	6.8	5.4	1.5	-5.3	-2.3	3.3	-3.4	-5.2

(%)

2023																			
Mac	Apr.	Mei	Jun	Jul.	Ogo.	Sep.	Okt.	Nov.	Dis.	Jan.	Feb.	Mac	Apr.	Mei	Jun	Jul.	Ogo.	Sep.	Okt.
1.4	23.4	2.3	2.2	-9.6	4.9	2.5	-1.9	-2.2	2.5	-10.8	-2.6	-1.6	2.1	4.5	-2.1	-2.3	6.2	7.8	1.8
1.0	25.0	3.6	2.4	-10.3	4.8	2.8	-2.5	-2.2	2.8	-11.7	-2.5	-2.4	2.7	5.0	-1.4	-2.9	6.2	8.5	1.1
6.1	3.9	-18.9	1.1	10.3	6.8	-3.1	5.6	-5.6	-4.1	1.5	-0.4	6.8	0.4	-6.3	-8.0	10.4	5.5	-2.5	12.4
9.4	-9.0	-27.4	-8.8	-0.7	12.7	-9.0	35.7	7.5	-6.3	30.3	-11.5	29.7	-20.7	4.9	-30.3	-1.5	11.0	-8.2	33.2
2.3	-4.5	-4.9	1.8	0.6	0.7	-0.7	3.7	6.0	1.9	-2.5	-2.4	2.4	-4.8	1.5	-3.6	1.0	0.3	-0.2	4.6
3.0	-2.5	-3.6	8.7	-3.4	-2.5	-3.1	2.9	3.8	3.5	-3.3	-4.7	4.0	-3.1	2.5	-1.8	-2.9	1.7	-3.8	3.6
1.5	-4.3	-6.5	-6.4	6.3	1.6	0.6	2.9	8.2	2.9	-2.1	0.9	-0.2	-5.7	1.1	-4.5	5.3	-3.6	2.4	4.0
2.0	-13.9	-5.1	0.3	1.3	13.7	5.6	9.2	7.7	-7.4	-0.8	-4.6	5.0	-8.8	-0.9	-7.9	2.5	9.6	6.2	10.1
10.2	-9.9	-15.2	-2.8	1.0	12.5	7.1	1.4	4.3	-0.1	1.5	-0.4	5.5	-12.6	-7.3	-11.0	1.5	13.0	6.5	4.5
14.9	-22.1	-29.8	-2.7	0.5	41.1	8.2	5.6	2.2	1.2	1.4	-2.6	8.0	-22.3	-20.5	-17.0	1.0	42.3	7.9	8.3
12.4	2.8	-9.1	2.7	0.8	5.4	0.1	-0.7	-3.8	1.0	1.9	3.6	5.3	-2.1	-5.7	-3.3	-0.1	6.0	1.5	-0.1
-0.6	0.1	-9.2	0.8	1.0	-1.7	3.4	-1.8	23.6	-3.3	-1.4	1.7	-1.4	-6.1	-4.8	-0.1	1.1	0.4	1.5	-1.2
8.1	-15.3	-9.0	-15.5	1.9	3.6	23.5	0.6	7.1	-1.0	3.6	-4.7	7.8	-19.5	7.5	-26.1	6.4	5.2	19.7	11.9
14.2	6.1	-0.9	13.1	2.8	1.4	-2.8	-2.3	-1.9	-5.3	1.0	-13.4	9.7	-1.9	4.3	-2.8	-0.7	5.0	-2.8	0.8
13.2	19.0	5.3	23.9	6.7	2.7	-2.7	-2.1	-4.8	-11.3	5.3	-23.4	3.7	4.5	7.5	-1.8	-2.5	9.2	-3.6	1.8
5.4	-11.5	-1.4	5.1	0.1	6.3	-5.8	-4.2	6.6	5.5	-0.6	-1.8	6.0	-14.5	4.3	-1.6	1.2	8.5	-5.9	-1.9
8.5	0.6	-9.8	21.6	-3.0	0.6	2.4	-3.9	-2.1	-3.1	5.0	1.1	6.4	-4.6	-8.6	10.9	-2.8	2.2	2.2	0.8
25.0	4.9	-9.1	0.6	-2.7	-5.4	-0.7	-0.9	-2.2	-1.8	-7.1	-3.5	25.4	-0.3	0.02	-6.5	1.1	-5.2	1.4	1.5
3.5	-2.4	-11.2	-1.6	-2.7	7.2	5.3	2.3	3.8	4.8	1.0	-0.1	2.8	-6.0	-7.3	-3.8	-2.8	7.4	8.0	0.4
5.6	-7.0	-9.4	1.3	1.7	1.2	-3.0	-0.2	11.9	4.1	2.8	1.9	3.6	-9.5	-5.7	-0.4	0.6	2.3	-0.5	-2.4
3.5	-4.3	-17.0	-9.9	-3.8	24.1	20.2	1.2	-0.3	0.7	-2.6	2.1	4.9	-10.5	-13.8	-11.8	-6.0	23.5	26.4	-0.2
2.0	3.0	-7.8	2.5	-5.3	0.7	-0.4	5.1	1.9	9.1	2.7	-3.5	0.5	1.1	-3.4	-0.5	-3.3	1.3	0.6	3.0
12.5	-6.4	-5.1	13.6	-6.6	11.0	5.8	-3.6	-2.1	-2.5	-10.2	9.3	11.5	-12.6	-1.0	9.3	-6.2	6.5	5.1	-6.1
13.8	-9.5	-4.3	14.0	-6.9	11.5	7.0	-4.0	-2.2	-3.7	-10.5	12.3	13.1	-15.4	-1.4	10.8	-6.4	6.3	5.8	-6.6
10.1	2.8	-7.6	11.8	-0.2	8.8	1.6	-2.5	-4.5	0.9	-6.0	-4.0	4.5	-0.1	1.3	5.5	0.1	8.3	1.8	-7.6
1.1	20.0	-9.4	11.5	-10.9	8.3	-1.7	0.2	2.8	5.6	-12.6	-4.5	1.9	7.8	-0.2	-2.0	-12.3	7.4	2.7	2.7
12.7	1.1	-9.7	0.4	0.5	3.3	7.6	2.1	17.7	-3.6	-8.1	-6.0	12.5	-16.5	11.8	-7.2	8.1	-1.4	4.4	8.3
12.5	-1.0	-7.5	0.3	2.5	2.9	6.1	1.5	23.2	-3.2	-9.6	-6.6	13.0	-23.5	21.8	-8.2	13.2	-3.0	1.8	10.8
17.0	4.3	-21.2	6.5	-1.8	1.2	8.3	18.0	-0.4	-5.4	-7.6	-4.5	17.8	-1.9	-14.9	-0.1	-5.6	0.9	8.0	14.1
2.7	17.0	0.3	-5.4	-9.8	6.2	8.4	-12.3	6.6	-2.9	2.7	-4.6	0.9	14.0	8.6	-10.7	-7.2	5.2	9.6	-9.5
27.1	-6.6	-32.0	0.6	1.9	10.1	29.7	3.2	9.9	-6.7	-4.5	-3.4	15.1	-1.9	-30.4	1.0	0.03	10.4	28.8	-3.6
9.8	2.3	-4.0	8.1	-3.3	6.1	2.7	-1.8	0.2	-1.7	-5.4	-1.9	7.6	-7.2	1.3	0.4	-2.4	5.7	3.7	-0.7

Jadual **1.2a** : Bilangan Pekerja Bergaji Sektor Pembuatan Mengikut Subsektor
 Table **1.2a** : Number of Paid Employees of Manufacturing Sector by Sub-sector

Subsektor Sub-sector	2021	2022	2022				
			Q1	Q2	Q3	Q4	
1. Makanan, minuman dan tembakau <i>Food, beverages and tobacco</i>	297,901	312,503	302,632	303,341	307,220	312,503	
10 Pembuatan produk makanan <i>Manufacture of food products</i>	280,751	294,898	284,914	285,923	289,878	294,898	
11 Pembuatan minuman <i>Manufacture of beverages</i>	15,951	16,373	16,304	16,247	16,144	16,373	
12 Pembuatan produk tembakau <i>Manufacture of tobacco products</i>	1,199	1,232	1,413	1,170	1,198	1,232	
2. Tekstil, pakaian, kulit dan kasut <i>Textiles, wearing apparel, leather and footwear</i>	82,500	84,022	83,137	82,639	82,292	84,022	
13 Pembuatan tekstil <i>Manufacture of textiles</i>	27,738	27,871	27,585	27,660	27,897	27,871	
14 Pembuatan pakaian <i>Manufacture of wearing apparel</i>	42,474	43,591	43,154	42,708	41,931	43,591	
15 Pembuatan produk kulit dan barangan berkaitan <i>Manufacture of leather and related products</i>	12,288	12,559	12,399	12,272	12,464	12,559	
3. Produk kayu, perabot, keluaran kertas dan percetakan <i>Wood products, furniture, paper products and printing</i>	293,945	300,117	295,043	294,663	295,302	300,117	
16 Pembuatan kayu dan produk kayu dan gabus, kecuali perabot; pembuatan bagi artikel jerami dan bahan-bahan anyaman <i>Manufacture of wood and products of wood and cork, except furniture; manufacture of articles of straw and plaiting materials</i>	93,465	94,044	91,448	92,333	93,204	94,044	
17 Pembuatan kertas dan produk kertas <i>Manufacture of paper and paper products</i>	56,213	58,658	56,974	56,605	57,633	58,658	
18 Percetakan dan penerbitan semula media rakaman <i>Printing and reproduction of recorded media</i>	67,428	70,120	67,661	65,902	65,467	70,120	
31 Pembuatan perabot <i>Manufacture of furniture</i>	76,839	77,294	78,959	79,824	78,998	77,294	
4. Petroleum, kimia, getah dan plastik <i>Petroleum, chemical, rubber and plastic</i>	420,316	431,348	428,403	431,602	433,224	431,348	
19 Pembuatan kok dan produk petroleum bertapis <i>Manufacture of coke and refined petroleum products</i>	17,093	17,817	17,719	17,262	17,651	17,817	
20 Pembuatan kimia dan produk kimia <i>Manufacture of chemicals and chemical products</i>	101,692	104,895	105,228	102,801	102,306	104,895	
21 Pembuatan produk farmaseutikal asas, kimia perubatan dan botani <i>Manufacture of basic pharmaceutical products and pharmaceutical preparations</i>	25,092	27,325	24,800	27,994	28,824	27,325	
22 Pembuatan produk getah dan plastik <i>Manufacture of rubber and plastics products</i>	276,438	281,311	280,656	283,545	284,443	281,311	
5. Produk mineral bukan logam, logam asas dan produk logam yang <i>Non-metallic mineral products, basic metal and fabricated metal</i>	373,358	378,084	376,488	372,058	374,888	378,084	
23 Pembuatan produk galian bukan logam lain <i>Manufacture of other non-metallic mineral products</i>	105,600	107,304	105,181	106,264	107,175	107,304	
24 Pembuatan logam asas <i>Manufacture of basic metals</i>	111,076	111,538	112,250	110,408	111,054	111,538	
25 Pembuatan produk logam, kecuali mesin dan kelengkapan <i>Manufacture of fabricated metal products, except machinery and equipment</i>	156,682	159,242	159,057	155,387	156,659	159,242	
6. Produk elektrik dan elektronik <i>Electrical and electronic products</i>	585,527	615,997	590,903	602,060	611,431	615,997	
26 Pembuatan komputer, produk elektronik dan optikal <i>Manufacture of computer, electronics and optical products</i>	390,477	416,128	394,505	403,586	411,580	416,128	
27 Pembuatan kelengkapan elektrik <i>Manufacture of electrical equipment</i>	102,080	103,580	102,806	102,185	104,235	103,580	
28 Pembuatan jentera dan peralatan t.t.t.l. <i>Manufacture of machinery and equipment n.e.c.</i>	92,969	96,289	93,591	96,289	95,616	96,289	
7. Kelengkapan pengangkutan dan pembuatan lain <i>Transport equipment and other manufactures</i>	206,071	213,364	210,719	211,541	212,603	213,364	
29 Pembuatan kenderaan bermotor, treler dan semi treler <i>Manufacture of motor vehicles, trailers and semi-trailers</i>	83,798	86,835	85,015	85,774	86,316	86,835	
30 Pembuatan kelengkapan pengangkutan lain <i>Manufacture of other transport equipment</i>	41,596	43,427	43,328	42,973	43,725	43,427	
32 Pembuatan lain <i>Other manufacturing</i>	39,222	40,788	39,511	39,779	40,695	40,788	
33 Pembaikan dan pemasangan jentera dan kelengkapan <i>Repair and installation of machinery and equipment</i>	41,456	42,314	42,865	43,016	41,867	42,314	
Pembuatan <i>Manufacturing</i>	Jumlah <i>Total</i>	2,259,619	2,335,435	2,287,325	2,297,905	2,316,961	2,335,435

2023			2022		2023		2022			
Q1	Q2	Q3	(Jan. - Okt.)	(Jan. - Okt.)	Jan.	Feb.	Mac.	Apr.	Mei.	Jun
318,572	319,899	330,045	307,965	331,773	302,519	302,562	302,632	302,210	302,204	303,341
300,354	301,781	312,172	290,649	313,811	285,122	284,847	284,914	284,565	284,653	285,923
16,770	16,865	16,602	16,114	16,689	16,109	16,283	16,304	16,479	16,387	16,247
1,448	1,254	1,271	1,202	1,272	1,288	1,432	1,413	1,165	1,165	1,170
85,096	85,266	84,763	81,849	84,368	82,795	83,322	83,137	82,751	83,370	82,639
28,115	28,376	28,596	27,872	28,519	27,610	27,519	27,585	27,520	27,779	27,660
43,969	44,071	43,253	41,479	42,777	42,686	43,104	43,154	42,859	43,163	42,708
13,011	12,818	12,914	12,498	13,072	12,500	12,698	12,399	12,371	12,427	12,272
301,925	299,830	302,192	298,664	306,093	296,297	296,332	295,043	292,921	295,530	294,663
92,962	92,665	93,276	93,340	94,039	93,872	93,451	91,448	90,930	93,579	92,333
59,308	57,626	58,587	58,303	59,353	56,584	57,016	56,974	56,425	56,563	56,605
70,319	68,955	68,928	68,259	70,157	67,482	67,331	67,661	65,412	65,771	65,902
79,337	80,585	81,400	78,762	82,545	78,359	78,533	78,959	80,154	79,616	79,824
434,110	426,332	431,355	432,250	432,901	421,546	420,036	428,403	435,322	434,915	431,602
18,486	18,149	18,199	17,646	18,408	17,035	17,282	17,719	17,224	17,268	17,262
107,580	104,293	102,458	103,621	103,829	102,342	102,145	105,228	102,125	102,923	102,801
26,901	27,916	29,297	28,855	29,415	24,691	24,817	24,800	28,001	27,853	27,994
281,143	275,974	281,401	282,128	281,249	277,478	275,791	280,656	287,972	286,870	283,545
379,977	376,792	384,546	375,558	384,787	375,795	374,228	376,488	374,377	374,101	372,058
105,623	107,408	109,570	107,067	109,021	106,663	104,914	105,181	105,571	106,066	106,264
112,586	111,152	111,898	111,993	112,805	111,920	112,084	112,250	111,767	111,053	110,408
161,768	158,233	163,078	156,498	162,961	157,212	157,230	159,057	157,040	156,982	155,387
615,782	622,533	623,413	611,800	621,335	585,997	589,135	590,903	593,311	595,704	602,060
414,042	421,479	423,425	410,859	421,955	389,778	391,825	394,505	396,868	399,275	403,586
104,635	102,547	104,452	104,814	104,048	102,398	102,254	102,806	101,638	101,558	102,185
97,105	98,507	95,536	96,128	95,332	93,820	95,057	93,591	94,805	94,870	96,289
215,807	214,921	216,437	213,094	216,981	209,197	210,312	210,719	210,578	210,863	211,541
87,037	87,085	87,567	86,386	87,763	84,390	85,095	85,015	85,024	84,900	85,774
44,253	43,751	44,053	43,686	44,038	42,840	43,045	43,328	42,914	42,862	42,973
40,934	40,492	41,202	40,669	41,335	39,437	39,702	39,511	39,543	39,753	39,779
43,583	43,593	43,616	42,353	43,845	42,529	42,470	42,865	43,097	43,347	43,016
2,351,269	2,345,574	2,372,752	2,321,179	2,378,238	2,274,146	2,275,927	2,287,325	2,291,470	2,296,686	2,297,905

Jadual **1.2a** : Bilangan Pekerja Bergaji Sektor Pembuatan Mengikut Subsektor (samb.)
 Table : Number of Paid Employees of Manufacturing Sector by Sub-sector (cont.)

Subsektor		Jul.	Ogo.	Sep.	Okt.
1. Makanan, minuman dan tembakau		304,381	304,832	307,220	307,965
Food, beverages and tobacco					
10	Pembuatan produk makanan Manufacture of food products	287,015	287,594	289,878	290,649
11	Pembuatan minuman Manufacture of beverages	16,202	16,129	16,144	16,114
12	Pembuatan produk tembakau Manufacture of tobacco products	1,164	1,109	1,198	1,202
2. Tekstil, pakaian, kulit dan kasut		81,862	81,858	82,292	81,849
Textiles, wearing apparel, leather and footwear					
13	Pembuatan tekstil Manufacture of textiles	27,505	27,647	27,897	27,872
14	Pembuatan pakaian Manufacture of wearing apparel	42,220	41,905	41,931	41,479
15	Pembuatan produk kulit dan barangan berkaitan Manufacture of leather and related products	12,137	12,307	12,464	12,498
3. Produk kayu, perabot, keluaran kertas dan percetakan		292,698	292,935	295,302	298,664
Wood products, furniture, paper products and printing					
16	Pembuatan kayu dan produk kayu dan gabus, kecuali perabot; pembuatan bagi artikel jerami dan bahan-bahan anyaman Manufacture of wood and products of wood and cork, except furniture; manufacture of articles of straw and plaiting materials	91,869	92,040	93,204	93,340
17	Pembuatan kertas dan produk kertas Manufacture of paper and paper products	56,767	56,700	57,633	58,303
18	Percetakan dan penerbitan semula media rakaman Printing and reproduction of recorded media	65,724	65,699	65,467	68,259
31	Pembuatan perabot Manufacture of furniture	78,338	78,497	78,998	78,762
4. Petroleum, kimia, getah dan plastik		432,621	432,825	433,224	432,250
Petroleum, chemical, rubber and plastic					
19	Pembuatan kok dan produk petroleum bertapis Manufacture of coke and refined petroleum products	17,640	17,686	17,651	17,646
20	Pembuatan kimia dan produk kimia Manufacture of chemicals and chemical products	102,703	102,421	102,306	103,621
21	Pembuatan produk farmaseutikal asas, kimia perubatan dan botani Manufacture of basic pharmaceutical products and pharmaceutical preparations	28,379	28,682	28,824	28,855
22	Pembuatan produk getah dan plastik Manufacture of rubber and plastics products	283,899	284,037	284,443	282,128
5. Produk mineral bukan logam, logam asas dan produk logam yang direka		373,089	373,337	374,888	375,558
Non-metallic mineral products, basic metal and fabricated metal products					
23	Pembuatan produk galian bukan logam lain Manufacture of other non-metallic mineral products	107,000	106,813	107,175	107,067
24	Pembuatan logam asas Manufacture of basic metals	110,892	110,780	111,054	111,993
25	Pembuatan produk logam, kecuali mesin dan kelengkapan Manufacture of fabricated metal products, except machinery and equipment	155,197	155,745	156,659	156,498
6. Produk elektrik dan elektronik		603,601	611,200	611,431	611,800
Electrical and electronic products					
26	Pembuatan komputer, produk elektronik dan optikal Manufacture of computer, electronics and optical products	405,675	411,047	411,580	410,859
27	Pembuatan kelengkapan elektrik Manufacture of electrical equipment	102,256	104,335	104,235	104,814
28	Pembuatan jentera dan peralatan t.t.t.l. Manufacture of machinery and equipment n.e.c.	95,670	95,818	95,616	96,128
7. Kelengkapan pengangkutan dan pembuatan lain		212,654	212,365	212,603	213,094
Transport equipment and other manufactures					
29	Pembuatan kenderaan bermotor, treler dan semi treler Manufacture of motor vehicles, trailers and semi-trailers	86,035	86,090	86,316	86,386
30	Pembuatan kelengkapan pengangkutan lain Manufacture of other transport equipment	43,240	43,405	43,725	43,686
32	Pembuatan lain Other manufacturing	40,553	40,594	40,695	40,669
33	Pembaikan dan pemasangan jentera dan kelengkapan Repair and installation of machinery and equipment	42,826	42,276	41,867	42,353
Pembuatan					
<i>Manufacturing</i>					
Jumlah		2,300,906	2,309,353	2,316,961	2,321,179
<i>Total</i>					

2023											
Nov.	Dis.	Jan.	Feb.	Mac.	Apr.	Mei.	Jun	Jul.	Ogo.	Sep.	Okt.
309,974	312,503	316,809	319,546	318,572	319,127	319,956	319,899	321,987	323,631	330,045	331,773
292,711	294,898	298,930	301,386	300,354	301,010	301,817	301,781	303,808	305,925	312,172	313,811
16,054	16,373	16,583	16,717	16,770	16,843	16,874	16,865	16,952	16,539	16,602	16,689
1,210	1,232	1,296	1,443	1,448	1,274	1,266	1,254	1,227	1,167	1,271	1,272
83,811	84,022	84,837	84,831	85,096	85,098	85,729	85,266	84,366	84,095	84,763	84,368
27,976	27,871	28,095	27,854	28,115	28,228	28,559	28,376	28,140	28,549	28,596	28,519
43,321	43,591	43,879	43,863	43,969	44,052	44,258	44,071	43,521	42,881	43,253	42,777
12,515	12,559	12,863	13,114	13,011	12,818	12,912	12,818	12,704	12,664	12,914	13,072
300,048	300,117	302,697	303,581	301,925	300,971	302,970	299,830	298,729	300,621	302,192	306,093
94,188	94,044	94,568	95,214	92,962	92,289	94,135	92,665	92,456	92,885	93,276	94,039
58,481	58,658	58,843	59,436	59,308	58,624	57,792	57,626	57,112	57,618	58,587	59,353
69,835	70,120	70,262	69,878	70,319	69,596	70,361	68,955	68,890	69,227	68,928	70,157
77,544	77,294	79,024	79,053	79,337	80,462	80,682	80,585	80,271	80,892	81,400	82,545
430,799	431,348	430,230	431,616	434,110	433,318	431,202	426,332	429,348	431,511	431,355	432,901
17,670	17,817	17,783	17,989	18,486	18,239	18,209	18,149	18,202	18,349	18,199	18,408
104,390	104,895	105,650	105,966	107,580	104,791	104,624	104,293	102,983	103,371	102,458	103,829
27,473	27,325	26,805	26,916	26,901	28,360	28,019	27,916	28,446	29,157	29,297	29,415
281,266	281,311	279,992	280,746	281,143	281,929	280,350	275,974	279,717	280,635	281,401	281,249
375,679	378,084	380,545	379,566	379,977	377,496	379,292	376,792	377,958	381,483	384,546	384,787
107,508	107,304	107,769	105,797	105,623	106,049	106,908	107,408	107,795	108,712	109,570	109,021
111,458	111,538	112,701	112,481	112,586	111,977	112,081	111,152	111,101	110,940	111,898	112,805
156,713	159,242	160,075	161,289	161,768	159,471	160,304	158,233	159,061	161,831	163,078	162,961
614,961	615,997	611,164	615,055	615,782	618,326	620,571	622,533	610,281	617,325	623,413	621,335
414,913	416,128	410,422	413,081	414,042	417,662	421,194	421,479	411,396	416,465	423,425	421,955
103,875	103,580	103,746	103,887	104,635	103,268	102,562	102,547	102,879	104,815	104,452	104,048
96,173	96,289	96,996	98,086	97,105	97,395	96,815	98,507	96,005	96,046	95,536	95,332
212,798	213,364	215,669	215,772	215,807	214,822	216,027	214,921	217,455	216,445	216,437	216,981
86,315	86,835	87,000	87,089	87,037	86,924	87,437	87,085	87,860	87,475	87,567	87,763
43,603	43,427	44,293	44,313	44,253	43,711	43,826	43,751	44,400	43,820	44,053	44,038
40,708	40,788	40,916	40,892	40,934	40,503	40,738	40,492	41,070	41,066	41,202	41,335
42,172	42,314	43,460	43,478	43,583	43,684	44,026	43,593	44,126	44,084	43,616	43,845
2,328,070	2,335,435	2,341,951	2,349,967	2,351,269	2,349,159	2,355,748	2,345,574	2,340,123	2,355,111	2,372,752	2,378,238

Jadual **1.2b** : Bilangan Pekerja Bergaji Sektor Pembuatan Mengikut Subsektor: Perubahan Peratusan Tahunan
 Table **1.2b** : Number of Paid Employees of Manufacturing Sector by Sub-sector: Annual Percentage Change

Subsektor Sub-sector	2021	2022	2022			2023			2022 (Jan. - Okt.)	2023 (Jan. - Okt.)			
			Q1	Q2	Q3	Q4	Q1	Q2			Q3		
1. Makanan, minuman dan tembakau <i>Food, beverages and tobacco</i>	2.4	4.9	1.3	1.6	2.7	4.9	5.3	5.5	7.4	4.3	7.7		
10 Pembuatan produk makanan <i>Manufacture of food products</i>	2.5	5.0	1.3	1.5	2.8	5.0	5.4	5.5	7.7	4.4	8.0		
11 Pembuatan minuman <i>Manufacture of beverages</i>	1.7	2.6	1.2	3.9	0.7	2.6	2.9	3.8	2.8	2.2	3.6		
12 Pembuatan produk tembakau <i>Manufacture of tobacco products</i>	3.3	2.8	0.1	1.7	0.2	2.8	2.4	7.1	6.1	0.4	5.8		
2. Tekstil, pakaian, kulit dan kasut <i>Textiles, wearing apparel, leather and footwear</i>	2.5	1.8	2.0	4.6	4.3	1.8	2.4	3.2	3.0	3.5	3.1		
13 Pembuatan tekstil <i>Manufacture of textiles</i>	3.9	0.5	0.7	2.3	2.2	0.5	1.9	2.6	2.5	1.8	2.3		
14 Pembuatan pakaian <i>Manufacture of wearing apparel</i>	1.3	2.6	2.4	5.9	5.8	2.6	1.9	3.2	3.2	5.2	3.1		
15 Pembuatan produk kulit dan barangan berkaitan <i>Manufacture of leather and related products</i>	3.8	2.2	3.2	5.6	4.0	2.2	4.9	4.5	3.6	2.1	4.6		
3. Produk kayu, perabot, keluaran kertas dan percetakan <i>Wood products, furniture, paper products and printing</i>	3.4	2.1	2.9	5.9	2.5	2.1	2.3	1.8	2.3	2.8	2.5		
16 Pembuatan kayu dan produk kayu dan gabus, kecuali perabot; pembuatan bagi artikel jerami dan bahan-bahan anyaman <i>Manufacture of wood and products of wood and cork, except furniture; manufacture of articles of straw and plaiting materials</i>	2.6	0.6	1.4	3.9	0.1	0.6	1.7	0.4	0.1	0.4	0.7		
17 Pembuatan kertas dan produk kertas <i>Manufacture of paper and paper products</i>	3.5	4.3	3.0	4.4	5.1	4.3	4.1	1.8	1.7	4.8	1.8		
18 Percetakan dan penerbitan semula media rakaman <i>Printing and reproduction of recorded media</i>	3.7	4.0	3.1	4.5	4.7	4.0	3.9	4.6	5.3	4.9	2.8		
31 Pembuatan perabot <i>Manufacture of furniture</i>	4.0	0.6	4.4	10.7	1.9	0.6	0.5	1.0	3.0	2.3	4.8		
4. Petroleum, kimia, getah dan plastik <i>Petroleum, chemical, rubber and plastic</i>	0.7	2.6	1.0	1.0	2.5	2.6	1.3	-1.2	-0.4	2.0	0.2		
19 Pembuatan kok dan produk petroleum bertapis <i>Manufacture of coke and refined petroleum products</i>	2.8	4.2	3.0	2.7	2.9	4.2	4.3	5.1	3.1	3.4	4.3		
20 Pembuatan kimia dan produk kimia <i>Manufacture of chemicals and chemical products</i>	0.3	3.1	0.2	1.1	1.0	3.1	2.2	1.5	0.1	1.1	0.2		
21 Pembuatan produk farmaseutikal asas, kimia perubatan dan botani <i>Manufacture of basic pharmaceutical products and pharmaceutical preparations</i>	7.5	8.9	5.9	6.6	8.6	8.9	8.5	-0.3	1.6	9.4	1.9		
22 Pembuatan produk getah dan plastik <i>Manufacture of rubber and plastics products</i>	0.2	1.8	0.8	0.3	2.4	1.8	0.2	-2.7	-1.1	1.6	-0.3		
5. Produk mineral bukan logam, logam asas dan produk logam yang direka <i>Non-metallic mineral products, basic metal and fabricated metal products</i>	1.3	1.3	0.7	2.6	2.6	1.3	0.9	1.3	2.6	2.2	2.5		
23 Pembuatan produk galian bukan logam lain <i>Manufacture of other non-metallic mineral products</i>	2.1	1.6	0.9	3.4	3.2	1.6	0.4	1.1	2.2	3.1	1.8		
24 Pembuatan logam asas <i>Manufacture of basic metals</i>	0.4	0.4	0.5	2.3	3.9	0.4	0.3	0.7	0.8	3.4	0.7		
25 Pembuatan produk logam, kecuali mesin dan kelengkapan <i>Manufacture of fabricated metal products, except machinery and equipment</i>	1.3	1.6	0.7	2.3	1.3	1.6	1.7	1.8	4.1	0.7	4.1		
6. Produk elektrik dan elektronik <i>Electrical and electronic products</i>	5.3	5.2	5.0	5.9	6.6	5.2	4.2	3.4	2.0	5.6	1.6		
26 Pembuatan komputer, produk elektronik dan optikal <i>Manufacture of computer, electronics and optical products</i>	6.8	6.6	6.5	7.2	7.8	6.6	5.0	4.4	2.9	6.3	2.7		
27 Pembuatan kelengkapan elektrik <i>Manufacture of electrical equipment</i>	3.4	1.5	3.2	4.0	3.9	1.5	1.8	0.4	0.2	3.7	-0.7		
28 Pembuatan jentera dan peralatan t.t.t.l. <i>Manufacture of machinery and equipment n.e.c.</i>	1.1	3.6	1.2	2.8	4.4	3.6	3.8	2.3	-0.1	5.0	-0.8		
7. Kelengkapan pengangkutan dan pembuatan lain <i>Transport equipment and other manufactures</i>	2.3	3.5	2.3	5.1	4.3	3.5	2.4	1.6	1.8	3.7	1.8		
29 Pembuatan kenderaan bermotor, treler dan semi treler <i>Manufacture of motor vehicles, trailers and semi-trailers</i>	1.0	3.6	2.1	3.7	4.0	3.6	2.4	1.5	1.4	3.3	1.6		
30 Pembuatan kelengkapan pengangkutan lain <i>Manufacture of other transport equipment</i>	0.8	4.4	0.5	5.6	5.1	4.4	2.1	1.8	0.7	4.1	0.8		
32 Pembuatan lain <i>Other manufacturing</i>	5.6	4.0	2.4	4.9	6.6	4.0	3.6	1.8	1.2	5.8	1.6		
33 Pembaikan dan pemasangan jentera dan kelengkapan <i>Repair and installation of machinery and equipment</i>	3.7	2.1	4.3	7.5	2.1	2.1	1.7	1.3	4.2	1.8	3.5		
Pembuatan <i>Manufacturing</i>	Jumlah	Total	2.7	3.4	2.4	3.7	3.8	3.4	2.8	2.1	2.4	3.6	2.5

2022												2023									
Jan.	Feb.	Mac	Apr.	Mei	Jun	Jul.	Ogo.	Sep.	Okt.	Nov.	Dis.	Jan.	Feb.	Mac	Apr.	Mei	Jun	Jul.	Ogo.	Sep.	Okt.
1.3	1.2	1.3	1.1	1.5	1.6	1.5	2.8	2.7	4.3	4.3	4.9	4.7	5.6	5.3	5.6	5.9	5.5	5.8	6.2	7.4	7.7
1.3	1.2	1.3	1.0	1.4	1.5	1.4	2.9	2.8	4.4	4.5	5.0	4.8	5.8	5.4	5.8	6.0	5.5	5.9	6.4	7.7	8.0
0.8	1.3	1.2	3.2	3.4	3.9	3.7	0.8	0.7	2.2	1.9	2.6	2.9	2.7	2.9	2.2	3.0	3.8	4.6	2.5	2.8	3.6
3.6	0.2	0.1	1.1	0.7	1.7	4.6	4.5	0.2	0.4	0.9	2.8	0.6	0.8	2.4	9.3	8.7	7.1	5.4	5.2	6.1	5.8
2.0	2.1	2.0	1.7	1.4	4.6	4.5	3.7	4.3	3.5	2.1	1.8	2.5	1.8	2.4	2.8	2.8	3.2	3.1	2.7	3.0	3.1
1.3	0.9	0.7	0.5	0.3	2.3	2.4	2.0	2.2	1.8	1.6	0.5	1.8	1.2	1.9	2.6	2.8	2.6	2.3	3.3	2.5	2.3
1.9	2.2	2.4	2.1	1.7	5.9	5.5	4.2	5.8	5.2	2.5	2.6	2.8	1.8	1.9	2.8	2.5	3.2	3.1	2.3	3.2	3.1
4.0	4.1	3.2	2.7	2.9	5.6	6.2	5.8	4.0	2.1	1.7	2.2	2.9	3.3	4.9	3.6	3.9	4.5	4.7	2.9	3.6	4.6
3.1	3.2	2.9	2.7	2.7	5.9	5.1	4.9	2.5	2.8	1.7	2.1	2.2	2.4	2.3	2.7	2.5	1.8	2.1	2.6	2.3	2.5
2.0	2.5	1.4	0.9	1.0	3.9	1.0	0.6	0.1	0.4	0.1	0.6	0.7	1.9	1.7	1.5	0.6	0.4	0.6	0.9	0.1	0.7
2.8	3.0	3.0	2.7	3.2	4.4	5.3	5.2	5.1	4.8	3.3	4.3	4.0	4.2	4.1	3.9	2.2	1.8	0.6	1.6	1.7	1.8
3.5	3.2	3.1	2.7	3.0	4.5	4.7	4.5	4.7	4.9	4.1	4.0	4.1	3.8	3.9	6.4	7.0	4.6	4.8	5.4	5.3	2.8
4.4	4.3	4.4	4.6	4.2	10.7	10.8	10.7	1.9	2.3	0.4	0.6	0.8	0.7	0.5	0.4	1.3	1.0	2.5	3.1	3.0	4.8
0.1	0.0	1.0	1.2	1.3	1.0	1.7	2.0	2.5	2.0	2.4	2.6	2.1	2.8	1.3	-0.5	-0.9	-1.2	-0.8	-0.3	-0.4	0.2
1.5	2.9	3.0	2.8	3.0	2.7	2.9	3.2	2.9	3.4	4.1	4.2	4.4	4.1	4.3	5.9	5.4	5.1	3.2	3.8	3.1	4.3
0.2	0.1	0.2	0.7	1.2	1.1	1.2	1.1	1.0	1.1	2.3	3.1	3.2	3.7	2.2	2.6	1.7	1.5	0.3	0.9	0.1	0.2
5.8	5.7	5.9	6.0	6.2	6.6	7.2	7.3	8.6	9.4	9.7	8.9	8.6	8.5	8.5	1.3	0.6	-0.3	0.2	1.7	1.6	1.9
-0.5	-0.6	0.8	0.9	0.8	0.3	1.2	1.7	2.4	1.6	1.7	1.8	0.9	1.8	0.2	-2.1	-2.3	-2.7	-1.5	-1.2	-1.1	-0.3
0.8	0.8	0.7	1.0	1.3	2.6	3.2	3.2	2.6	2.2	1.9	1.3	1.3	1.4	0.9	0.8	1.4	1.3	1.3	2.2	2.6	2.5
1.3	1.2	0.9	0.6	1.2	3.4	3.6	3.4	3.2	3.1	2.9	1.6	1.0	0.8	0.4	0.5	0.8	1.1	0.7	1.8	2.2	1.8
0.1	0.6	0.5	2.1	2.0	2.3	4.3	4.1	3.9	3.4	2.7	0.4	0.7	0.4	0.3	0.2	0.9	0.7	0.2	0.1	0.8	0.7
1.0	0.6	0.7	0.5	0.8	2.3	2.2	2.5	1.3	0.7	0.8	1.6	1.8	2.6	1.7	1.5	2.1	1.8	2.5	3.9	4.1	4.1
4.8	4.7	5.0	5.2	5.2	5.9	6.7	6.9	6.6	5.6	5.4	5.2	4.3	4.4	4.2	4.2	4.2	3.4	1.1	1.0	2.0	1.6
6.2	6.0	6.5	6.4	6.5	7.2	7.8	8.1	7.8	6.3	6.5	6.6	5.3	5.4	5.0	5.2	5.5	4.4	1.4	1.3	2.9	2.7
2.8	3.1	3.2	3.3	3.2	4.0	4.7	4.8	3.9	3.7	2.9	1.5	1.3	1.6	1.8	1.6	1.0	0.4	0.6	0.5	0.2	-0.7
1.4	1.3	1.2	2.0	2.5	2.8	4.4	4.5	4.4	5.0	3.2	3.6	3.4	3.2	3.8	2.7	2.0	2.3	0.4	0.2	-0.1	-0.8
1.8	1.7	2.3	3.0	3.4	5.1	5.7	5.5	4.3	3.7	3.0	3.5	3.1	2.6	2.4	2.0	2.4	1.6	2.3	1.9	1.8	1.8
1.8	1.9	2.1	1.8	2.0	3.7	4.7	4.9	4.0	3.3	3.2	3.6	3.1	2.3	2.4	2.2	3.0	1.5	2.1	1.6	1.4	1.6
0.1	0.4	0.5	3.7	3.8	5.6	6.4	6.9	5.1	4.1	3.8	4.4	3.4	2.9	2.1	1.9	2.3	1.8	2.7	1.0	0.7	0.8
2.9	2.6	2.4	2.6	3.5	4.9	6.7	6.9	6.6	5.8	4.4	4.0	3.7	3.0	3.6	2.4	2.5	1.8	1.3	1.2	1.2	1.6
2.6	1.7	4.3	5.0	5.8	7.5	6.1	4.0	2.1	1.8	0.6	2.1	2.2	2.4	1.7	1.4	1.6	1.3	3.0	4.3	4.2	3.5
2.2	2.1	2.4	2.5	2.7	3.7	4.1	4.3	3.8	3.6	3.3	3.4	3.0	3.3	2.8	2.5	2.6	2.1	1.7	2.0	2.4	2.5

Jadual **1.2c** : Bilangan Pekerja Bergaji Sektor Pembuatan Mengikut Subsektor: Perubahan Peratusan Bulanan/Suku Tahunan
 Table **1.2c** : Number of Paid Employees of Manufacturing Sector by Sub-sector: Monthly/Quarterly Percentage Change

Subsektor Sub-sector	2022				2023			2022		
	Q1	Q2	Q3	Q4	Q1	Q2	Q3	Jan.	Feb.	
1. Makanan, minuman dan tembakau <i>Food, beverages and tobacco</i>	1.6	0.2	1.3	1.7	1.9	0.4	3.2	1.6	0.01	
10 Pembuatan produk makanan <i>Manufacture of food products</i>	1.5	0.4	1.4	1.7	1.9	0.5	3.4	1.6	-0.1	
11 Pembuatan minuman <i>Manufacture of beverages</i>	2.2	-0.4	-0.6	1.4	2.4	0.6	-1.6	1.0	1.1	
12 Pembuatan produk tembakau <i>Manufacture of tobacco products</i>	17.9	-17.2	2.4	2.8	17.5	-13.4	1.4	7.5	11.1	
2. Tekstil, pakaian, kulit dan kasut <i>Textiles, wearing apparel, leather and footwear</i>	0.8	-0.6	-0.4	2.1	1.3	0.2	-0.6	0.4	0.6	
13 Pembuatan tekstil <i>Manufacture of textiles</i>	-0.6	0.3	0.9	-0.1	0.9	0.9	0.8	-0.5	-0.3	
14 Pembuatan pakaian <i>Manufacture of wearing apparel</i>	1.6	-1.0	-1.8	4.0	0.9	0.2	-1.9	0.5	1.0	
15 Pembuatan produk kulit dan barangan berkaitan <i>Manufacture of leather and related products</i>	0.9	-1.0	1.6	0.8	3.6	-1.5	0.7	1.7	1.6	
3. Produk kayu, perabot, keluaran kertas dan percetakan <i>Wood products, furniture, paper products and printing</i>	0.4	-0.1	0.2	1.6	0.6	-0.7	0.8	0.8	0.01	
16 Pembuatan kayu dan produk kayu dan gabus, kecuali perabot; pembuatan bagi artikel jerami dan bahan-bahan anyaman <i>Manufacture of wood and products of wood and cork, except furniture; manufacture of articles of straw and plaiting materials</i>	-2.2	1.0	0.9	0.9	-1.2	-0.3	0.7	0.4	-0.4	
17 Pembuatan kertas dan produk kertas <i>Manufacture of paper and paper products</i>	1.4	-0.6	1.8	1.8	1.1	-2.8	1.7	0.7	0.8	
18 Percetakan dan penerbitan semula media rakaman <i>Printing and reproduction of recorded media</i>	0.3	-2.6	-0.7	7.1	0.3	-1.9	-0.04	0.1	-0.2	
31 Pembuatan perabot <i>Manufacture of furniture</i>	2.8	1.1	-1.0	-2.2	2.6	1.6	1.0	2.0	0.2	
4. Petroleum, kimia, getah dan plastik <i>Petroleum, chemical, rubber and plastic</i>	1.9	0.7	0.4	-0.4	0.6	-1.8	1.2	0.3	-0.4	
19 Pembuatan kok dan produk petroleum bertapis <i>Manufacture of coke and refined petroleum products</i>	3.7	-2.6	2.3	0.9	3.8	-1.8	0.3	-0.3	1.5	
20 Pembuatan kimia dan produk kimia <i>Manufacture of chemicals and chemical products</i>	3.5	-2.3	-0.5	2.5	2.6	-3.1	-1.8	0.6	-0.2	
21 Pembuatan produk farmaseutikal asas, kimia perubatan dan botani <i>Manufacture of basic pharmaceutical products and pharmaceutical preparations</i>	-1.2	12.9	3.0	-5.2	-1.6	3.8	4.9	-1.6	0.5	
22 Pembuatan produk getah dan plastik <i>Manufacture of rubber and plastics products</i>	1.5	1.0	0.3	-1.1	-0.1	-1.8	2.0	0.4	-0.6	
5. Produk mineral bukan logam, logam asas dan produk logam yang direka <i>Non-metallic mineral products, basic metal and fabricated metal products</i>	0.8	-1.2	0.8	0.9	0.5	-0.8	2.1	0.7	-0.4	
23 Pembuatan produk galian bukan logam lain <i>Manufacture of other non-metallic mineral products</i>	-0.4	1.0	0.9	0.1	-1.6	1.7	2.0	1.0	-1.6	
24 Pembuatan logam asas <i>Manufacture of basic metals</i>	1.1	-1.6	0.6	0.4	0.9	-1.3	0.7	0.8	0.1	
25 Pembuatan produk logam, kecuali mesin dan kelengkapan <i>Manufacture of fabricated metal products, except machinery and equipment</i>	1.5	-2.3	0.8	1.6	1.6	-2.2	3.1	0.3	0.01	
6. Produk elektrik dan elektronik <i>Electrical and electronic products</i>	0.9	1.9	1.6	0.7	-0.03	1.1	0.1	0.1	0.5	
26 Pembuatan komputer, produk elektronik dan optikal <i>Manufacture of computer, electronics and optical products</i>	1.0	2.3	2.0	1.1	-0.5	1.8	0.5	-0.2	0.5	
27 Pembuatan kelengkapan elektrik <i>Manufacture of electrical equipment</i>	0.7	-0.6	2.0	-0.6	1.0	-2.0	1.9	0.3	-0.1	
28 Pembuatan jentera dan peralatan t.t.t.l. <i>Manufacture of machinery and equipment n.e.c.</i>	0.7	2.9	-0.7	0.7	0.8	1.4	-3.0	0.9	1.3	
7. Kelengkapan pengangkutan dan pembuatan lain <i>Transport equipment and other manufactures</i>	2.3	0.4	0.5	0.4	1.1	-0.4	0.7	1.5	0.5	
29 Pembuatan kenderaan bermotor, treler dan semi treler <i>Manufacture of motor vehicles, trailers and semi-trailers</i>	1.5	0.9	0.6	0.6	0.2	0.1	0.6	0.7	0.8	
30 Pembuatan kelengkapan pengangkutan lain <i>Manufacture of other transport equipment</i>	4.2	-0.8	1.7	-0.7	1.9	-1.1	0.7	3.0	0.5	
32 Pembuatan lain <i>Other manufacturing</i>	0.7	0.7	2.3	0.2	0.4	-1.1	1.8	0.5	0.7	
33 Pembaikan dan pemasangan jentera dan kelengkapan <i>Repair and installation of machinery and equipment</i>	3.4	0.4	-2.7	1.1	3.0	0.02	0.1	2.6	-0.1	
Pembuatan <i>Manufacturing</i>	Jumlah <i>Total</i>	1.2	0.5	0.8	0.8	0.7	-0.2	1.2	0.6	0.1

(%)

2023																			
Mac	Apr.	Mei	Jun	Jul.	Ogo.	Sep.	Okt.	Nov.	Dis.	Jan.	Feb.	Mac	Apr.	Mei	Jun	Jul.	Ogo.	Sep.	Okt.
0.02	-0.1	0.0	0.4	0.3	0.1	0.8	0.2	0.7	0.8	1.4	0.9	-0.3	0.2	0.3	-0.02	0.7	0.5	2.0	0.5
0.02	-0.1	0.03	0.4	0.4	0.2	0.8	0.3	0.7	0.7	1.4	0.8	-0.3	0.2	0.3	-0.01	0.7	0.7	2.0	0.5
0.1	1.1	-0.6	-0.9	-0.3	-0.4	0.1	-0.2	-0.4	2.0	1.3	0.8	0.3	0.4	0.2	-0.1	0.5	-2.4	0.4	0.5
-1.3	-17.5	-0.1	0.5	-0.5	-4.8	8.1	0.3	0.6	1.8	5.2	11.4	0.3	-12.0	-0.6	-1.0	-2.2	-4.9	8.9	0.1
-0.2	-0.5	0.7	-0.9	-0.9	0.0	0.5	-0.5	2.4	0.3	1.0	-0.01	0.3	0.0	0.7	-0.5	-1.1	-0.3	0.8	-0.5
0.2	-0.2	0.9	-0.4	-0.6	0.5	0.9	-0.1	0.4	-0.4	0.8	-0.9	0.9	0.4	1.2	-0.6	-0.8	1.5	0.2	-0.3
0.1	-0.7	0.7	-1.1	-1.1	-0.7	0.1	-1.1	4.4	0.6	0.7	-0.04	0.2	0.2	0.5	-0.4	-1.2	-1.5	0.9	-1.1
-2.4	-0.2	0.5	-1.2	-1.1	1.4	1.3	0.3	0.1	0.4	2.4	1.9	-0.8	-1.5	0.7	-0.7	-0.9	-0.3	2.0	1.2
-0.4	-0.7	0.9	-0.3	-0.7	0.1	0.8	1.1	0.5	0.02	0.9	0.3	-0.5	-0.3	0.7	-1.0	-0.4	0.6	0.5	1.3
-2.1	-0.6	2.9	-1.3	-0.5	0.2	1.3	0.1	0.9	-0.2	0.6	0.7	-2.4	-0.7	2.0	-1.6	-0.2	0.5	0.4	0.8
-0.1	-1.0	0.2	0.1	0.3	-0.1	1.6	1.2	0.3	0.3	0.3	1.0	-0.2	-1.2	-1.4	-0.3	-0.9	0.9	1.7	1.3
0.5	-3.3	0.6	0.2	-0.3	-0.04	-0.4	4.3	2.3	0.4	0.2	-0.5	0.6	-1.0	1.1	-2.0	-0.1	0.5	-0.4	1.8
0.5	1.5	-0.7	0.3	-1.9	0.2	0.6	-0.3	-1.5	-0.3	2.2	0.04	0.4	1.4	0.3	-0.1	-0.4	0.8	0.6	1.4
2.0	1.6	-0.1	-0.8	0.2	0.05	0.1	-0.2	-0.3	0.1	-0.3	0.3	0.6	-0.2	-0.5	-1.1	0.7	0.5	-0.04	0.4
2.5	-2.8	0.3	-0.04	2.2	0.3	-0.2	-0.03	0.1	0.8	-0.2	1.2	2.8	-1.3	-0.2	-0.3	0.3	0.8	-0.8	1.2
3.0	-2.9	0.8	-0.1	-0.1	-0.3	-0.1	1.3	0.7	0.5	0.7	0.3	1.5	-2.6	-0.2	-0.3	-1.3	0.4	-0.9	1.3
-0.1	12.9	-0.5	0.5	1.4	1.1	0.5	0.1	-4.8	-0.5	-1.9	0.4	-0.1	5.4	-1.2	-0.4	1.9	2.5	0.5	0.4
1.8	2.6	-0.4	-1.2	0.1	0.05	0.1	-0.8	-0.3	0.02	-0.5	0.3	0.1	0.3	-0.6	-1.6	1.4	0.3	0.3	-0.1
0.6	-0.6	-0.1	-0.5	0.3	0.1	0.4	0.2	0.03	0.6	0.7	-0.3	0.1	-0.7	0.5	-0.7	0.3	0.9	0.8	0.1
0.3	0.4	0.5	0.2	0.7	-0.2	0.3	-0.1	0.4	-0.2	0.4	-1.8	-0.2	0.4	0.8	0.5	0.4	0.9	0.8	-0.5
0.1	-0.4	-0.6	-0.6	0.4	-0.1	0.2	0.8	-0.5	0.1	1.0	-0.2	0.1	-0.5	0.1	-0.8	-0.05	-0.1	0.9	0.8
1.2	-1.3	-0.04	-1.0	-0.1	0.4	0.6	-0.1	0.1	1.6	0.5	0.8	0.3	-1.4	0.5	-1.3	0.5	1.7	0.8	-0.1
0.3	0.4	0.4	1.1	0.3	1.3	0.04	0.1	0.5	0.2	-0.8	0.6	0.1	0.4	0.4	0.3	-2.0	1.2	1.0	-0.3
0.7	0.6	0.6	1.1	0.5	1.3	0.1	-0.2	1.0	0.3	-1.4	0.6	0.2	0.9	0.8	0.1	-2.4	1.2	1.7	-0.3
0.5	-1.1	-0.1	0.6	0.1	2.0	-0.1	0.6	-0.9	-0.3	0.2	0.1	0.7	-1.3	-0.7	-0.01	0.3	1.9	-0.3	-0.4
-1.5	1.3	0.1	1.5	-0.6	0.2	-0.2	0.5	0.05	0.1	0.7	1.1	-1.0	0.3	-0.6	1.7	-2.5	0.04	-0.5	-0.2
0.2	-0.1	0.1	0.3	0.5	-0.1	0.1	0.2	-0.1	0.3	1.1	0.05	0.02	-0.5	0.6	-0.5	1.2	-0.5	0.0	0.3
-0.1	0.01	-0.1	1.0	0.3	0.1	0.3	0.1	-0.1	0.6	0.2	0.1	-0.1	-0.1	0.6	-0.4	0.9	-0.4	0.1	0.2
0.7	-1.0	-0.1	0.3	0.6	0.4	0.7	-0.1	-0.2	-0.4	2.0	0.04	-0.1	-1.2	0.3	-0.2	1.5	-1.3	0.5	-0.03
-0.5	0.1	0.5	0.1	1.9	0.1	0.2	-0.1	0.1	0.2	0.3	-0.1	0.1	-1.1	0.6	-0.6	1.4	-0.01	0.3	0.3
0.9	0.5	0.6	-0.8	-0.4	-1.3	-1.0	1.2	-0.4	0.3	2.7	0.04	0.2	0.2	0.8	-1.0	1.2	-0.1	-1.1	0.5
0.5	0.2	0.2	0.1	0.1	0.4	0.3	0.2	0.3	0.3	0.3	0.3	0.1	-0.1	0.3	-0.4	-0.2	0.6	0.7	0.2

Jadual **1.3a** : Gaji dan Upah yang Dibayar Sektor Pembuatan Mengikut Subsektor
 Table **1.3a** : Salaries and Wages Paid of Manufacturing Sector by Sub-sector

Subsektor Sub-sector	2021	2022	2022		
			Q1	Q2	
1. Makanan, minuman dan tembakau <i>Food, beverages and tobacco</i>	10,343	11,028	2,702	2,721	
10 Pembuatan produk makanan <i>Manufacture of food products</i>	9,773	10,433	2,553	2,578	
11 Pembuatan minuman <i>Manufacture of beverages</i>	508	532	132	128	
12 Pembuatan produk tembakau <i>Manufacture of tobacco products</i>	62	63	17	14	
2. Tekstil, pakaian, kulit dan kasut <i>Textiles, wearing apparel, leather and footwear</i>	1,827	1,909	480	462	
13 Pembuatan tekstil <i>Manufacture of textiles</i>	657	673	166	164	
14 Pembuatan pakaian <i>Manufacture of wearing apparel</i>	862	913	231	218	
15 Pembuatan produk kulit dan barangan berkaitan <i>Manufacture of leather and related products</i>	308	323	82	79	
3. Produk kayu, perabot, keluaran kertas dan percetakan <i>Wood products, furniture, paper products and printing</i>	9,057	9,483	2,398	2,338	
16 Pembuatan kayu dan produk kayu dan gabus, kecuali perabot; pembuatan bagi artikel jerami dan bahan-bahan anyaman <i>Manufacture of wood and products of wood and cork, except furniture; manufacture of articles of straw and plaiting materials</i>	2,461	2,584	650	634	
17 Pembuatan kertas dan produk kertas <i>Manufacture of paper and paper products</i>	2,018	2,100	524	516	
18 Percetakan dan penerbitan semula media rakaman <i>Printing and reproduction of recorded media</i>	2,153	2,242	567	559	
31 Pembuatan perabot <i>Manufacture of furniture</i>	2,425	2,556	658	629	
4. Petroleum, kimia, getah dan plastik <i>Petroleum, chemical, rubber and plastic</i>	20,344	20,969	5,079	5,225	
19 Pembuatan kok dan produk petroleum bertapis <i>Manufacture of coke and refined petroleum products</i>	2,326	2,363	629	532	
20 Pembuatan kimia dan produk kimia <i>Manufacture of chemicals and chemical products</i>	5,677	5,831	1,485	1,422	
21 Pembuatan produk farmaseutikal asas, kimia perubatan dan botani <i>Manufacture of basic pharmaceutical products and pharmaceutical preparations</i>	717	789	180	196	
22 Pembuatan produk getah dan plastik <i>Manufacture of rubber and plastics products</i>	11,623	11,986	2,786	3,075	
5. Produk mineral bukan logam, logam asas dan produk logam yang direka <i>Non-metallic mineral products, basic metal and fabricated metal products</i>	13,860	14,412	3,650	3,553	
23 Pembuatan produk galian bukan logam lain <i>Manufacture of other non-metallic mineral products</i>	4,340	4,607	1,123	1,145	
24 Pembuatan logam asas <i>Manufacture of basic metals</i>	4,048	4,180	1,093	1,029	
25 Pembuatan produk logam, kecuali mesin dan kelengkapan <i>Manufacture of fabricated metal products, except machinery and equipment</i>	5,473	5,625	1,435	1,378	
6. Produk elektrik dan elektronik <i>Electrical and electronic products</i>	27,409	29,441	7,384	7,197	
26 Pembuatan komputer, produk elektronik dan optikal <i>Manufacture of computer, electronics and optical products</i>	19,284	21,078	5,268	5,187	
27 Pembuatan kelengkapan elektrik <i>Manufacture of electrical equipment</i>	3,832	3,939	993	940	
28 Pembuatan jentera dan peralatan t.t.t.l. <i>Manufacture of machinery and equipment n.e.c.</i>	4,292	4,424	1,123	1,070	
7. Kelengkapan pengangkutan dan pembuatan lain <i>Transport equipment and other manufactures</i>	6,992	7,287	1,820	1,823	
29 Pembuatan kenderaan bermotor, treler dan semi treler <i>Manufacture of motor vehicles, trailers and semi-trailers</i>	3,411	3,526	872	889	
30 Pembuatan kelengkapan pengangkutan lain <i>Manufacture of other transport equipment</i>	1,095	1,142	290	289	
32 Pembuatan lain <i>Other manufacturing</i>	1,226	1,300	325	314	
33 Pembaikan dan pemasangan jentera dan kelengkapan <i>Repair and installation of machinery and equipment</i>	1,260	1,319	334	331	
Pembuatan <i>Manufacturing</i>	Jumlah <i>Total</i>	89,830	94,528	23,513	23,318

(RM Juta/Million)

		2023			2022		2023
Q3	Q4	Q1	Q2	Q3	(Jan. - Okt.)	(Jan. - Okt.)	
2,738	2,867	2,912	2,909	2,965	9,083	9,798	
2,596	2,706	2,753	2,755	2,810	8,598	9,276	
128	143	141	139	139	433	468	
14	18	18	16	15	51	54	
465	502	503	496	492	1,565	1,659	
168	174	172	176	178	556	585	
219	244	245	236	231	743	790	
78	84	86	85	83	267	284	
2,326	2,421	2,502	2,441	2,448	7,852	8,221	
642	658	678	662	677	2,143	2,247	
520	541	548	523	527	1,736	1,780	
542	575	594	600	584	1,850	1,971	
622	647	683	655	660	2,122	2,223	
5,327	5,338	5,355	5,286	5,327	17,389	17,751	
577	625	677	570	592	1,942	2,055	
1,445	1,479	1,551	1,458	1,448	4,829	4,938	
202	211	188	197	204	647	659	
3,102	3,023	2,939	3,061	3,083	9,971	10,099	
3,521	3,687	3,765	3,664	3,652	11,922	12,324	
1,151	1,187	1,144	1,161	1,183	3,810	3,891	
997	1,061	1,128	1,058	1,011	3,460	3,539	
1,373	1,439	1,494	1,445	1,458	4,652	4,895	
7,206	7,654	7,618	7,483	7,334	24,239	24,919	
5,129	5,494	5,463	5,447	5,247	17,333	17,945	
995	1,010	1,007	956	1,003	3,259	3,292	
1,083	1,149	1,148	1,080	1,084	3,647	3,682	
1,780	1,864	1,862	1,886	1,850	6,027	6,223	
861	904	878	913	898	2,913	2,992	
281	282	296	294	285	955	974	
326	335	328	324	328	1,073	1,092	
312	342	359	355	338	1,086	1,166	
23,364	24,332	24,517	24,165	24,068	78,077	80,896	

Jadual **1.3a** : Gaji dan Upah yang Dibayar Sektor Pembuatan Mengikut Subsektor (samb.)
 Table **1.3a** : *Salaries and Wages Paid of Manufacturing Sector by Sub-sector (cont.)*

Subsektor Sub-sector	2022							
	Jan.	Feb.	Mac	Apr.	Mei	Jun	Jul.	
1. Makanan, minuman dan tembakau <i>Food, beverages and tobacco</i>	903	894	905	901	907	912	912	
10 Pembuatan produk makanan <i>Manufacture of food products</i>	853	843	857	852	860	866	866	
11 Pembuatan minuman <i>Manufacture of beverages</i>	44	45	43	44	42	42	41	
12 Pembuatan produk tembakau <i>Manufacture of tobacco products</i>	5	6	6	5	5	5	5	
2. Tekstil, pakaian, kulit dan kasut <i>Textiles, wearing apparel, leather and footwear</i>	165	158	157	155	156	150	153	
13 Pembuatan tekstil <i>Manufacture of textiles</i>	56	55	55	54	55	55	55	
14 Pembuatan pakaian <i>Manufacture of wearing apparel</i>	81	75	75	74	75	69	73	
15 Pembuatan produk kulit dan barangan berkaitan <i>Manufacture of leather and related products</i>	28	27	27	27	27	26	25	
3. Produk kayu, perabot, keluaran kertas dan percetakan <i>Wood products, furniture, paper products and printing</i>	810	796	792	779	783	775	770	
16 Pembuatan kayu dan produk kayu dan gabus, kecuali perabot; pembuatan bagi artikel jerami dan bahan-bahan anyaman <i>Manufacture of wood and products of wood and cork, except furniture; manufacture of articles of straw and plaiting materials</i>	220	216	214	212	212	209	213	
17 Pembuatan kertas dan produk kertas <i>Manufacture of paper and paper products</i>	173	177	174	172	171	173	171	
18 Percetakan dan penerbitan semula media rakaman <i>Printing and reproduction of recorded media</i>	194	185	188	184	188	187	182	
31 Pembuatan perabot <i>Manufacture of furniture</i>	222	218	217	211	212	205	203	
4. Petroleum, kimia, getah dan plastik <i>Petroleum, chemical, rubber and plastic</i>	1,675	1,654	1,750	1,708	1,739	1,778	1,770	
19 Pembuatan kok dan produk petroleum bertapis <i>Manufacture of coke and refined petroleum products</i>	199	198	231	173	173	186	185	
20 Pembuatan kimia dan produk kimia <i>Manufacture of chemicals and chemical products</i>	488	489	508	479	465	478	489	
21 Pembuatan produk farmaseutikal asas, kimia perubatan dan botani <i>Manufacture of basic pharmaceutical products and pharmaceutical preparations</i>	61	60	60	67	64	65	66	
22 Pembuatan produk getah dan plastik <i>Manufacture of rubber and plastics products</i>	927	908	951	989	1,037	1,049	1,031	
5. Produk mineral bukan logam, logam asas dan produk logam yang direka <i>Non-metallic mineral products, basic metal and fabricated metal products</i>	1,237	1,203	1,210	1,181	1,194	1,178	1,166	
23 Pembuatan produk galian bukan logam lain <i>Manufacture of other non-metallic mineral products</i>	377	367	378	378	385	383	383	
24 Pembuatan logam asas <i>Manufacture of basic metals</i>	370	363	360	347	345	338	329	
25 Pembuatan produk logam, kecuali mesin dan kelengkapan <i>Manufacture of fabricated metal products, except machinery and equipment</i>	490	473	472	456	465	457	455	
6. Produk elektrik dan elektronik <i>Electrical and electronic products</i>	2,473	2,490	2,421	2,374	2,402	2,421	2,351	
26 Pembuatan komputer, produk elektronik dan optikal <i>Manufacture of computer, electronics and optical products</i>	1,745	1,774	1,749	1,723	1,722	1,742	1,669	
27 Pembuatan kelengkapan elektrik <i>Manufacture of electrical equipment</i>	342	333	319	292	321	328	328	
28 Pembuatan jentera dan peralatan t.t.t.l. <i>Manufacture of machinery and equipment n.e.c.</i>	386	383	354	359	359	351	353	
7. Kelengkapan pengangkutan dan pembuatan lain <i>Transport equipment and other manufactures</i>	603	610	608	616	605	602	588	
29 Pembuatan kenderaan bermotor, treler dan semi treler <i>Manufacture of motor vehicles, trailers and semi-trailers</i>	289	296	287	300	294	295	283	
30 Pembuatan kelengkapan pengangkutan lain <i>Manufacture of other transport equipment</i>	92	95	102	97	97	94	93	
32 Pembuatan lain <i>Other manufacturing</i>	110	109	106	104	104	106	107	
33 Pembaikan dan pemasangan jentera dan kelengkapan <i>Repair and installation of machinery and equipment</i>	111	110	113	115	110	106	104	
Pembuatan <i>Manufacturing</i>	Jumlah <i>Total</i>	7,865	7,805	7,843	7,715	7,787	7,816	7,709

(RM Juta/Million)

2023														
Ogo.	Sep.	Okt.	Nov.	Dis.	Jan.	Feb.	Mac	Apr.	Mei	Jun	Jul.	Ogo.	Sep.	Okt.
906	921	922	933	1,012	978	972	962	964	973	972	978	978	1,009	1,012
859	871	872	881	954	925	919	909	911	922	921	928	927	956	958
42	45	45	47	52	48	47	47	47	46	45	45	45	49	49
5	5	5	5	7	6	6	6	5	5	5	5	5	5	5
154	159	159	166	177	173	164	166	166	167	163	162	163	168	167
56	57	57	58	59	59	56	57	58	59	59	59	59	60	60
72	74	74	81	89	86	79	80	80	79	76	77	76	79	78
26	28	28	28	29	29	29	29	28	28	28	27	27	29	29
773	783	790	798	834	843	832	827	811	823	808	809	816	823	830
214	216	217	217	224	226	228	224	222	222	218	224	226	227	229
173	176	177	178	187	180	186	182	175	174	174	173	175	179	182
182	177	183	190	202	204	193	197	197	203	200	196	197	191	193
204	214	213	213	221	233	225	224	217	223	215	216	218	226	226
1,781	1,776	1,758	1,733	1,847	1,770	1,753	1,831	1,775	1,747	1,764	1,768	1,783	1,777	1,783
187	206	204	195	226	216	212	249	188	187	195	190	194	208	217
481	476	477	477	525	509	512	530	502	472	484	489	483	476	480
68	68	69	66	76	65	61	62	68	64	65	67	69	68	70
1,045	1,026	1,007	996	1,019	981	968	990	1,017	1,024	1,020	1,022	1,037	1,024	1,016
1,165	1,191	1,197	1,206	1,283	1,272	1,248	1,244	1,213	1,236	1,215	1,204	1,209	1,239	1,244
379	390	391	391	405	393	373	379	379	392	390	389	390	404	403
331	338	340	342	379	382	375	370	356	356	346	336	334	341	342
455	463	467	473	499	498	501	495	478	488	479	479	485	494	498
2,400	2,456	2,452	2,448	2,754	2,529	2,571	2,518	2,462	2,518	2,503	2,398	2,438	2,498	2,484
1,703	1,757	1,749	1,756	1,989	1,794	1,849	1,820	1,801	1,832	1,814	1,712	1,738	1,798	1,787
334	333	331	325	354	343	337	327	298	326	332	333	337	333	327
363	366	372	366	411	393	384	371	363	360	357	354	363	367	370
594	599	604	606	655	617	624	621	626	635	624	613	616	621	625
288	290	291	291	322	292	297	289	301	306	306	297	300	301	303
93	95	95	93	94	96	98	103	98	100	96	96	93	96	98
109	110	108	108	119	111	109	109	106	110	108	108	110	111	111
103	104	110	114	119	119	120	120	122	119	115	113	113	113	113
7,771	7,885	7,881	7,890	8,562	8,183	8,164	8,170	8,017	8,100	8,049	7,932	8,001	8,135	8,146

Jadual **1.3b** : Gaji dan Upah yang Dibayar Sektor Pembuatan Mengikut Subsektor: Perubahan Peratusan Tahunan
 Table **1.3b** : Salaries and Wages Paid of Manufacturing Sector by Sub-sector: Annual Percentage Change

Subsektor Sub-sector	2021	2022	2022			2023			2022 (Jan. - Okt.)	2023 (Jan. - Okt.)		
			Q1	Q2	Q3	Q4	Q1	Q2			Q3	
1. Makanan, minuman dan tembakau <i>Food, beverages and tobacco</i>	2.2	6.6	5.6	6.1	7.2	7.6	7.8	6.9	8.3	6.3	7.9	
10 Pembuatan produk makanan <i>Manufacture of food products</i>	2.6	6.7	5.9	6.2	7.2	7.7	7.8	6.9	8.3	6.4	7.9	
11 Pembuatan minuman <i>Manufacture of beverages</i>	-5.4	4.8	1.0	5.5	6.8	5.8	6.9	8.3	8.5	4.4	8.0	
12 Pembuatan produk tembakau <i>Manufacture of tobacco products</i>	-2.4	2.6	0.8	1.8	3.9	3.9	4.5	8.5	5.2	2.1	5.8	
2. Tekstil, pakaian, kulit dan kasut <i>Textiles, wearing apparel, leather and footwear</i>	-8.5	4.5	2.9	4.2	6.6	4.4	4.9	7.4	5.8	4.7	6.0	
13 Pembuatan tekstil <i>Manufacture of textiles</i>	-0.6	2.4	1.7	1.6	4.4	2.0	3.5	6.9	6.0	2.6	5.3	
14 Pembuatan pakaian <i>Manufacture of wearing apparel</i>	-15.7	5.8	3.6	5.7	7.5	6.7	5.7	8.0	5.5	5.9	6.3	
15 Pembuatan produk kulit dan barangan berkaitan <i>Manufacture of leather and related products</i>	-1.5	5.2	3.4	5.5	9.4	3.0	5.4	6.9	6.2	5.7	6.2	
3. Produk kayu, perabot, keluaran kertas dan percetakan <i>Wood products, furniture, paper products and printing</i>	1.0	4.7	4.9	5.6	5.5	2.9	4.3	4.4	5.2	5.1	4.7	
16 Pembuatan kayu dan produk kayu dan gabus, kecuali perabot; pembuatan bagi artikel jerami dan bahan-bahan anyaman <i>Manufacture of wood and products of wood and cork, except furniture; manufacture of articles of straw and plaiting materials</i>	1.5	5.0	7.5	8.2	4.2	0.6	4.2	4.5	5.5	6.0	4.8	
17 Pembuatan kertas dan produk kertas <i>Manufacture of paper and paper products</i>	0.7	4.1	3.7	2.9	5.1	4.6	4.7	1.4	1.3	3.8	2.5	
18 Percetakan dan penerbitan semula media rakaman <i>Printing and reproduction of recorded media</i>	-0.8	4.2	1.3	1.9	6.9	6.8	4.8	7.3	7.8	3.8	6.5	
31 Pembuatan perabot <i>Manufacture of furniture</i>	2.4	5.4	6.6	8.7	6.1	0.6	3.8	4.2	6.1	6.4	4.8	
4. Petroleum, kimia, getah dan plastik <i>Petroleum, chemical, rubber and plastic</i>	4.8	3.1	1.2	2.0	4.4	4.6	5.4	1.2	0.01	2.7	2.1	
19 Pembuatan kok dan produk petroleum bertapis <i>Manufacture of coke and refined petroleum products</i>	1.9	1.6	1.9	1.9	2.1	0.7	7.7	7.1	2.6	1.8	5.8	
20 Pembuatan kimia dan produk kimia <i>Manufacture of chemicals and chemical products</i>	0.2	2.7	1.5	2.4	3.4	3.5	4.5	2.5	0.2	2.5	2.2	
21 Pembuatan produk farmaseutikal asas, kimia perubatan dan botani <i>Manufacture of basic pharmaceutical products and pharmaceutical preparations</i>	13.7	10.0	8.8	8.6	10.3	11.8	4.6	0.7	0.9	9.5	1.8	
22 Pembuatan produk getah dan plastik <i>Manufacture of rubber and plastics products</i>	7.3	3.1	0.5	1.5	4.9	5.6	5.5	-0.5	-0.6	2.5	1.3	
5. Produk mineral bukan logam, logam asas dan produk logam yang direka <i>Non-metallic mineral products, basic metal and fabricated metal products</i>	2.1	4.0	3.6	4.7	5.6	2.2	3.1	3.1	3.7	4.4	3.4	
23 Pembuatan produk galian bukan logam lain <i>Manufacture of other non-metallic mineral products</i>	1.6	6.2	4.1	5.3	9.1	6.2	1.9	1.3	2.7	6.3	2.1	
24 Pembuatan logam asas <i>Manufacture of basic metals</i>	1.5	3.3	4.8	4.4	4.0	0.1	3.2	2.8	1.4	4.0	2.3	
25 Pembuatan produk logam, kecuali mesin dan kelengkapan <i>Manufacture of fabricated metal products, except machinery and equipment</i>	2.9	2.8	2.3	4.5	4.0	0.5	4.1	4.9	6.2	3.2	5.2	
6. Produk elektrik dan elektronik <i>Electrical and electronic products</i>	4.6	7.4	6.1	7.5	9.1	7.0	3.2	4.0	1.8	7.5	2.8	
26 Pembuatan komputer, produk elektronik dan optikal <i>Manufacture of computer, electronics and optical products</i>	5.5	9.3	8.2	9.4	11.0	8.8	3.7	5.0	2.3	9.4	3.5	
27 Pembuatan kelengkapan elektrik <i>Manufacture of electrical equipment</i>	2.2	2.8	1.7	3.3	4.5	1.6	1.4	1.7	0.7	3.1	1.0	
28 Pembuatan jentera dan peralatan t.t.t.l. <i>Manufacture of machinery and equipment n.e.c.</i>	3.0	3.1	1.2	3.0	4.9	3.3	2.3	0.9	0.2	3.1	1.0	
7. Kelengkapan pengangkutan dan pembuatan lain <i>Transport equipment and other manufactures</i>	1.0	4.2	2.5	5.1	7.0	2.6	2.3	3.5	3.9	4.6	3.3	
29 Pembuatan kenderaan bermotor, treler dan semi treler <i>Manufacture of motor vehicles, trailers and semi-trailers</i>	-0.2	3.4	0.8	3.6	7.3	2.1	0.7	2.7	4.3	3.7	2.7	
30 Pembuatan kelengkapan pengangkutan lain <i>Manufacture of other transport equipment</i>	-0.5	4.2	0.5	4.5	8.4	3.9	2.4	1.7	1.4	4.5	1.9	
32 Pembuatan lain <i>Other manufacturing</i>	5.6	6.1	7.8	8.1	7.5	1.5	1.0	3.0	0.6	7.2	1.8	
33 Pembaikan dan pemasangan jentera dan kelengkapan <i>Repair and installation of machinery and equipment</i>	1.6	4.7	3.7	7.1	4.6	3.6	7.5	7.4	8.5	4.8	7.3	
Pembuatan	Jumlah Total	3.0	5.2	4.1	5.2	6.7	5.0	4.3	3.6	3.0	5.3	3.6

(%)

2022												2023									
Jan.	Feb.	Mac.	Apr.	Mei.	Jun	Jul.	Ogo.	Sep.	Okt.	Nov.	Dis.	Jan.	Feb.	Mac.	Apr.	Mei.	Jun	Jul.	Ogo.	Sep.	Okt.
5.9	5.4	5.5	4.4	5.7	8.3	6.4	9.4	5.8	6.0	7.0	9.7	8.3	8.8	6.3	7.0	7.3	6.5	7.2	7.9	9.6	9.8
6.2	5.6	5.8	4.5	5.8	8.3	6.3	9.5	5.9	6.1	7.1	9.8	8.4	9.0	6.1	6.9	7.2	6.4	7.1	8.0	9.7	9.9
-0.04	2.0	1.2	2.5	5.6	8.9	8.8	7.0	4.8	5.1	4.7	7.5	7.9	4.0	9.0	7.8	8.4	8.7	9.2	7.9	8.4	8.8
1.3	0.9	0.3	0.5	0.2	4.8	4.9	4.6	2.3	2.6	4.4	4.6	3.8	4.1	5.6	9.7	8.3	7.6	5.3	5.1	5.2	4.0
2.8	3.2	2.7	2.0	2.0	8.9	6.4	5.8	7.7	5.9	3.8	3.6	4.9	4.2	5.6	7.0	6.9	8.4	6.3	5.5	5.5	5.3
2.4	2.0	0.8	0.6	0.4	3.9	4.1	3.7	5.2	3.2	2.3	0.7	4.1	1.5	4.9	6.8	7.2	6.6	5.8	6.7	5.3	4.5
3.1	3.8	3.9	2.7	2.4	13.1	6.5	6.4	9.5	9.2	5.5	5.6	5.7	5.5	6.0	7.7	6.6	9.8	5.6	5.0	5.9	5.7
2.8	4.0	3.4	3.2	4.4	9.1	11.5	8.6	8.2	2.9	2.0	3.9	4.3	5.9	6.1	5.3	7.1	8.5	9.7	4.3	4.9	6.1
5.1	5.2	4.5	4.5	5.0	7.3	7.2	6.7	2.9	3.0	2.6	3.1	4.1	4.5	4.4	4.0	5.0	4.2	5.1	5.5	5.1	5.2
7.6	7.9	7.1	7.0	7.9	9.9	6.8	5.8	0.3	0.5	0.3	1.1	2.5	5.1	5.0	4.7	4.6	4.1	5.4	5.8	5.2	5.8
4.0	5.9	1.3	1.2	3.0	4.4	6.1	5.8	3.5	3.3	2.7	7.7	4.1	5.0	4.9	1.8	1.7	0.8	0.7	1.1	2.1	3.2
1.6	1.3	1.0	0.5	0.6	4.7	6.0	5.8	9.1	9.3	8.6	3.0	5.1	4.5	4.7	6.6	8.2	7.1	7.4	8.0	7.9	5.5
6.7	5.2	7.9	8.5	7.9	9.6	9.8	9.3	0.2	0.3	0.1	1.4	4.8	3.3	3.2	2.9	5.2	4.6	6.4	6.6	5.2	5.8
1.1	1.1	1.5	2.3	2.4	1.4	4.6	4.7	3.8	3.8	4.8	5.2	5.7	6.0	4.7	3.9	0.5	-0.8	-0.2	0.1	0.1	1.4
0.2	2.5	2.7	2.5	3.1	0.2	2.5	3.9	0.2	0.3	0.4	1.2	8.1	7.3	7.6	8.3	8.0	5.1	2.8	4.1	1.1	6.0
1.8	1.3	1.6	2.9	3.5	1.0	4.7	4.0	1.5	3.1	3.3	4.1	4.4	4.6	4.4	5.0	1.4	1.2	0.1	0.4	0.1	0.7
10.5	7.8	8.2	8.3	8.5	9.1	9.9	10.0	11.0	11.7	12.3	11.6	6.7	3.2	3.8	1.1	0.6	0.3	0.8	1.2	0.6	0.7
0.4	0.3	0.7	1.6	1.5	1.4	4.6	4.8	5.1	4.4	6.0	6.3	5.8	6.6	4.1	2.8	-1.2	-2.8	-0.9	-0.8	-0.2	0.8
4.1	3.5	3.1	3.3	3.9	7.0	7.2	7.1	2.7	2.4	2.1	2.0	2.9	3.8	2.8	2.7	3.5	3.2	3.2	3.8	4.1	3.8
4.6	3.9	3.8	3.4	3.6	8.9	9.8	9.5	8.1	7.5	5.8	5.4	4.0	1.6	0.1	0.2	1.8	2.0	1.6	3.0	3.7	3.3
5.7	6.2	2.4	4.1	4.1	5.1	6.0	5.7	0.5	0.2	0.1	0.1	3.4	3.3	2.8	2.7	3.3	2.3	2.2	1.1	1.0	0.5
2.6	1.3	3.0	2.8	4.1	6.8	5.9	6.2	0.2	0.1	0.7	0.8	1.6	5.8	5.0	4.8	5.0	4.8	5.4	6.4	6.7	6.8
5.6	5.5	7.3	7.3	7.5	7.8	9.1	9.3	8.9	7.2	6.7	7.1	2.3	3.2	4.0	3.7	4.8	3.4	2.0	1.6	1.7	1.3
7.4	7.3	9.8	8.9	9.5	9.7	10.9	11.2	10.8	8.6	8.8	9.0	2.8	4.2	4.1	4.6	6.4	4.1	2.5	2.1	2.4	2.2
0.8	1.6	2.9	4.2	2.8	3.0	4.7	4.8	4.2	2.7	1.8	0.5	0.3	1.3	2.7	2.1	1.7	1.2	1.5	0.8	0.0	-1.2
2.0	1.1	0.3	2.8	2.9	3.2	5.1	5.2	4.6	4.7	1.4	4.0	1.7	0.5	4.8	1.0	0.2	1.6	0.2	0.1	0.1	-0.4
2.5	2.2	2.7	2.7	4.7	8.1	8.4	8.3	4.5	2.9	1.4	3.3	2.4	2.3	2.2	1.6	5.1	3.8	4.4	3.8	3.6	3.6
0.5	0.6	1.3	0.6	3.2	7.4	9.1	9.2	3.8	2.6	1.0	2.8	1.0	0.4	0.9	0.3	4.3	3.7	5.0	4.1	3.8	3.9
0.0	0.7	0.9	1.3	3.8	8.7	9.1	9.3	7.0	5.6	1.7	4.4	3.7	2.7	1.0	0.7	2.4	2.0	2.2	1.0	0.8	3.1
9.4	7.2	6.8	7.4	8.3	8.4	8.4	8.5	5.5	2.1	1.9	0.6	0.3	0.1	2.8	1.9	6.1	1.2	0.9	0.3	0.7	3.5
3.6	3.3	4.2	5.4	6.4	9.6	5.7	4.6	3.3	2.0	1.9	6.9	7.0	9.1	6.4	5.8	8.5	8.1	8.2	8.8	8.5	3.4
4.1	3.9	4.4	4.5	5.0	6.2	7.1	7.5	5.4	4.8	4.7	5.4	4.0	4.6	4.2	3.9	4.0	3.0	2.9	3.0	3.2	3.4

Jadual **1.3C** : Gaji dan Upah yang Dibayar Sektor Pembuatan Mengikut Subsektor: Perubahan Peratusan Bulanan/Suku Tahunan
 Table **1.3C** : Salaries and Wages Paid of Manufacturing Sector by Sub-sector: Monthly/Quarterly Percentage Change

Subsektor Sub-sector	2022				2023			2022		
	Q1	Q2	Q3	Q4	Q1	Q2	Q3	Jan.	Feb.	
1. Makanan, minuman dan tembakau <i>Food, beverages and tobacco</i>	1.4	0.7	0.7	4.7	1.6	-0.1	1.9	-2.2	-1.0	
10 Pembuatan produk makanan <i>Manufacture of food products</i>	1.6	1.0	0.7	4.3	1.7	0.1	2.0	-1.8	-1.2	
11 Pembuatan minuman <i>Manufacture of beverages</i>	-2.4	-3.2	0.1	11.9	-1.4	-1.9	0.2	-7.2	1.1	
12 Pembuatan produk tembakau <i>Manufacture of tobacco products</i>	0.3	-14.9	0.5	21.1	0.9	-11.6	-2.6	-16.4	6.7	
2. Tekstil, pakaian, kulit dan kasut <i>Textiles, wearing apparel, leather and footwear</i>	-0.3	-3.7	0.8	7.8	0.2	-1.4	-0.7	-3.4	-4.3	
13 Pembuatan tekstil <i>Manufacture of textiles</i>	-2.7	-1.2	2.2	3.8	-1.3	2.1	1.3	-3.9	-1.7	
14 Pembuatan pakaian <i>Manufacture of wearing apparel</i>	1.2	-5.6	0.4	11.3	0.3	-3.6	-1.9	-4.4	-7.0	
15 Pembuatan produk kulit dan barangan berkaitan <i>Manufacture of leather and related products</i>	0.8	-3.5	-0.9	6.9	3.2	-2.1	-1.6	0.9	-1.8	
3. Produk kayu, perabot, keluaran kertas dan percetakan <i>Wood products, furniture, paper products and printing</i>	1.9	-2.5	-0.5	4.1	3.3	-2.4	0.3	0.1	-1.6	
16 Pembuatan kayu dan produk kayu dan gabus, kecuali perabot; pembuatan bagi artikel jerami dan bahan-bahan anyaman <i>Manufacture of wood and products of wood and cork, except furniture; manufacture of articles of straw and plaiting materials</i>	-0.6	-2.5	1.3	2.5	2.9	-2.2	2.3	-0.6	-1.7	
17 Pembuatan kertas dan produk kertas <i>Manufacture of paper and paper products</i>	1.2	-1.5	0.7	4.1	1.3	-4.5	0.6	-0.05	2.1	
18 Percetakan dan penerbitan semula media rakaman <i>Printing and reproduction of recorded media</i>	5.3	-1.3	-3.2	6.1	3.4	1.1	-2.8	-1.2	-4.7	
31 Pembuatan perabot <i>Manufacture of furniture</i>	2.2	-4.4	-1.0	4.0	5.5	-4.0	0.7	2.1	-1.9	
4. Petroleum, kimia, getah dan plastik <i>Petroleum, chemical, rubber and plastic</i>	-0.4	2.9	1.9	0.2	0.3	-1.3	0.8	-4.6	-1.2	
19 Pembuatan kok dan produk petroleum bertapis <i>Manufacture of coke and refined petroleum products</i>	1.2	-15.4	8.5	8.3	8.2	-15.8	4.0	-10.8	-0.7	
20 Pembuatan kimia dan produk kimia <i>Manufacture of chemicals and chemical products</i>	3.9	-4.2	1.6	2.3	4.9	-6.0	-0.7	-3.4	0.3	
21 Pembuatan produk farmaseutikal asas, kimia perubatan dan botani <i>Manufacture of basic pharmaceutical products and pharmaceutical preparations</i>	-4.5	8.7	3.3	4.4	-10.7	4.6	3.5	-10.3	-2.3	
22 Pembuatan produk getah dan plastik <i>Manufacture of rubber and plastics products</i>	-2.7	10.4	0.9	-2.6	-2.8	4.2	0.7	-3.3	-2.1	
5. Produk mineral bukan logam, logam asas dan produk logam yang direka <i>Non-metallic mineral products, basic metal and fabricated metal products</i>	1.2	-2.7	-0.9	4.7	2.1	-2.7	-0.3	-1.7	-2.7	
23 Pembuatan produk galian bukan logam lain <i>Manufacture of other non-metallic mineral products</i>	0.4	2.0	0.5	3.1	-3.7	1.5	1.9	-1.9	-2.8	
24 Pembuatan logam asas <i>Manufacture of basic metals</i>	3.2	-5.8	-3.1	6.4	6.3	-6.2	-4.4	-2.2	-1.8	
25 Pembuatan produk logam, kecuali mesin dan kelengkapan <i>Manufacture of fabricated metal products, except machinery and equipment</i>	0.3	-3.9	-0.4	4.8	3.8	-3.2	0.9	-1.2	-3.3	
6. Produk elektrik dan elektronik <i>Electrical and electronic products</i>	3.2	-2.5	0.1	6.2	-0.5	-1.8	-2.0	-3.9	0.7	
26 Pembuatan komputer, produk elektronik dan optikal <i>Manufacture of computer, electronics and optical products</i>	4.4	-1.6	-1.1	7.1	-0.6	-0.3	-3.7	-4.3	1.7	
27 Pembuatan kelengkapan elektrik <i>Manufacture of electrical equipment</i>	-0.1	-5.3	5.8	1.5	-0.4	-5.0	4.9	-3.0	-2.7	
28 Pembuatan jentera dan peralatan t.t.t.l. <i>Manufacture of machinery and equipment n.e.c.</i>	1.0	-4.7	1.2	6.1	-0.1	-6.0	0.4	-2.3	-0.9	
7. Kelengkapan pengangkutan dan pembuatan lain <i>Transport equipment and other manufactures</i>	0.1	0.2	-2.3	4.7	-0.1	1.3	-1.9	-4.9	1.2	
29 Pembuatan kenderaan bermotor, treler dan semi treler <i>Manufacture of motor vehicles, trailers and semi-trailers</i>	-1.6	2.0	-3.1	5.0	-2.9	4.0	-1.6	-7.9	2.5	
30 Pembuatan kelengkapan pengangkutan lain <i>Manufacture of other transport equipment</i>	6.7	-0.2	-2.6	0.2	5.1	-0.9	-2.9	2.5	3.0	
32 Pembuatan lain <i>Other manufacturing</i>	-1.6	-3.3	3.7	2.9	-2.0	-1.4	1.3	-7.1	-1.3	
33 Pembaikan dan pemasangan jentera dan kelengkapan <i>Repair and installation of machinery and equipment</i>	1.0	-0.9	-5.8	9.8	4.8	-0.9	-4.8	0.2	-1.1	
Pembuatan	Jumlah Total	1.4	-0.8	0.2	4.1	0.8	-1.4	-0.4	-3.2	-0.8

(%)

2023																			
Mac	Apr.	Mei	Jun	Jul.	Ogo.	Sep.	Okt.	Nov.	Dis.	Jan.	Feb.	Mac	Apr.	Mei	Jun	Jul.	Ogo.	Sep.	Okt.
1.2	-0.4	0.7	0.6	-0.1	-0.7	1.7	0.1	1.2	8.4	-3.3	-0.6	-1.1	0.2	1.0	-0.1	0.6	-0.02	3.3	0.3
1.6	-0.5	0.9	0.7	-0.01	-0.8	1.4	0.1	1.0	8.3	-3.1	-0.6	-1.1	0.2	1.2	-0.1	0.7	-0.02	3.1	0.3
-4.7	2.6	-3.8	-1.0	-1.1	1.6	6.6	-0.04	5.2	9.4	-6.8	-2.6	-0.2	1.6	-3.3	-0.8	-0.7	0.3	7.2	0.3
-5.0	-13.9	0.02	0.2	-0.01	-3.7	8.7	4.7	2.2	27.6	-17.0	7.0	-3.6	-10.5	-1.3	-0.4	-2.2	-3.8	8.8	3.5
-0.6	-1.0	0.7	-4.1	1.8	0.9	3.1	-0.1	4.8	6.4	-2.2	-5.0	0.8	0.3	0.7	-2.7	-0.2	0.1	3.1	-0.3
-1.4	-1.0	2.4	-0.7	0.9	0.2	2.3	0.5	1.7	1.5	-0.6	-4.2	1.9	0.8	2.8	-1.2	0.2	1.1	0.9	-0.3
0.1	-1.1	0.1	-7.0	4.7	-0.6	3.1	-0.6	8.9	11.0	-4.3	-7.2	0.5	0.5	-0.9	-4.2	0.6	-1.1	4.0	-0.8
-0.8	-0.7	-1.1	-3.1	-4.4	6.9	4.7	0.05	0.5	3.3	1.2	-0.3	-0.6	-1.4	0.6	-1.8	-3.4	1.7	5.3	1.2
-0.5	-1.6	0.5	-1.1	-0.7	0.5	1.3	0.8	1.0	4.5	1.1	-1.3	-0.5	-2.0	1.5	-1.8	0.1	0.8	0.9	0.9
-1.4	-0.7	0.2	-1.4	1.6	0.4	1.1	0.4	0.3	3.0	0.8	0.8	-1.5	-1.0	0.2	-2.0	2.9	0.7	0.5	1.0
-1.9	-0.8	-0.8	1.4	-1.0	0.8	1.6	0.7	0.4	5.2	-3.4	3.0	-2.0	-3.8	-0.8	0.4	-1.0	1.2	2.6	1.8
2.0	-2.1	1.9	-0.4	-2.7	0.2	-2.9	3.2	3.8	6.6	0.8	-5.3	2.2	-0.3	3.4	-1.4	-2.4	0.7	-2.9	0.9
-0.5	-2.8	0.5	-3.2	-1.0	0.5	4.9	-0.5	-0.1	3.7	5.6	-3.3	-0.7	-3.0	2.8	-3.8	0.7	0.7	3.5	0.01
5.8	-2.4	1.8	2.2	-0.4	0.6	-0.3	-1.0	-1.4	6.5	-4.1	-1.0	4.5	-3.1	-1.5	0.9	0.2	0.9	-0.4	0.3
16.9	-25.1	-0.1	7.4	-0.4	0.9	10.2	-0.5	-4.8	16.1	-4.7	-1.5	17.2	-24.6	-0.5	4.5	-2.6	2.1	6.9	4.3
3.8	-5.8	-2.8	2.8	2.2	-1.6	-1.0	0.2	0.0	10.2	-3.1	0.5	3.7	-5.3	-6.1	2.6	1.1	-1.3	-1.3	0.8
-0.03	12.7	-4.5	0.7	2.3	3.5	-0.8	2.3	-5.1	15.2	-14.2	-5.5	0.5	9.7	-4.9	0.4	2.8	3.9	-1.3	2.4
4.8	4.0	4.8	1.2	-1.8	1.4	-1.8	-1.8	-1.2	2.4	-3.8	-1.4	2.3	2.7	0.7	-0.4	0.2	1.5	-1.2	-0.8
0.6	-2.4	1.2	-1.4	-1.0	-0.1	2.3	0.6	0.7	6.4	-0.8	-1.9	-0.3	-2.5	1.9	-1.7	-0.9	0.4	2.5	0.3
3.2	-0.2	1.9	-0.6	0.1	-1.1	2.8	0.3	0.1	3.6	-3.2	-5.1	1.7	-0.1	3.5	-0.4	-0.3	0.3	3.6	-0.1
-0.8	-3.7	-0.6	-1.9	-2.8	0.6	2.3	0.6	0.5	10.8	1.0	-1.9	-1.2	-3.8	-0.1	-2.9	-2.9	-0.5	2.1	0.1
-0.4	-3.3	1.9	-1.7	-0.5	0.2	1.8	0.7	1.4	5.6	-0.3	0.7	-1.1	-3.5	2.1	-1.9	0.0	1.2	2.0	0.8
-2.8	-1.9	1.2	0.8	-2.9	2.1	2.4	-0.2	-0.2	12.5	-8.2	1.6	-2.0	-2.2	2.3	-0.6	-4.2	1.6	2.5	-0.6
-1.4	-1.5	-0.1	1.2	-4.2	2.0	3.2	-0.4	0.4	13.3	-9.8	3.1	-1.6	-1.1	1.7	-0.9	-5.7	1.5	3.5	-0.6
-4.2	-8.4	9.9	2.2	0.04	1.9	-0.2	-0.7	-1.6	8.8	-3.3	-1.7	-2.8	-8.9	9.4	1.8	0.2	1.2	-1.0	-2.0
-7.6	1.6	-0.002	-2.2	0.6	2.7	1.0	1.5	-1.5	12.2	-4.4	-2.1	-3.6	-2.1	-0.7	-0.9	-0.7	2.6	1.0	0.9
-0.4	1.4	-1.9	-0.5	-2.4	1.0	0.9	0.8	0.4	8.1	-5.8	1.1	-0.4	0.8	1.4	-1.7	-1.8	0.4	0.8	0.8
-3.0	4.5	-2.1	0.6	-4.1	1.9	0.5	0.5	-0.1	10.8	-9.6	1.9	-2.5	3.9	1.9	-0.02	-3.0	1.1	0.2	0.6
7.3	-4.5	-0.2	-3.1	-0.8	-1.1	3.1	-0.2	-2.7	1.6	1.7	2.0	5.4	-4.8	1.5	-3.5	-0.5	-2.3	3.0	2.1
-2.6	-1.9	0.2	2.0	0.4	2.4	0.6	-2.2	0.6	10.4	-7.4	-1.5	0.1	-2.8	4.3	-2.7	0.1	1.8	1.1	0.5
2.3	2.3	-4.8	-3.3	-1.6	-0.8	0.4	5.5	4.0	4.0	0.3	0.9	-0.3	1.8	-2.4	-3.7	-1.5	-0.3	0.2	0.5
0.5	-1.6	0.9	0.4	-1.4	0.8	1.5	-0.05	0.1	8.5	-4.4	-0.2	0.1	-1.9	1.0	-0.6	-1.5	0.9	1.7	0.1

Jadual **1.4a** : Nilai Jualan Sektor Pembuatan Mengikut Kumpulan
 Table : Sales Value of Manufacturing Sector by Group

Kod Kumpulan Group code	Keterangan Kumpulan/Tempoh	2021	2022	2022		
				Q1	Q2	Q3
101	Pemprosesan dan pengawetan daging	7,877	8,809	2,135	2,179	2,212
102	Pemprosesan dan pengawetan ikan, krustasea dan moluska	6,281	5,714	1,435	1,434	1,405
	10201 Pengetinan ikan, krustasea dan moluska					
	&					
	10202 Pemprosesan dan pengawetan ikan, krustasea dan moluska	5,970	5,391	1,354	1,359	1,324
	Industri lain	311	323	80	75	81
103	Pemprosesan dan pengawetan buah-buahan dan sayur - sayuran	1,779	1,808	445	441	453
	10303 Pengetinan nanas					
	&					
	10304 Pembuatan jem, marmalad dan sajian jeli	364	357	75	77	99
	Industri lain	1,415	1,451	369	364	354
104	Pembuatan minyak dan lemak daripada sayuran dan haiwan	168,492	190,130	37,522	53,117	49,670
	10404 Pembuatan minyak sayuran mentah dan bertapis					
	&					
	10406 Pembuatan sebatian lemak masakan	17,088	20,492	4,070	5,239	5,949
	10405 Pembuatan minyak kelapa	1,143	1,536	372	359	410
	Industri lain	150,261	168,102	33,080	47,518	43,311
105	Pembuatan produk tenusu	10,805	12,117	2,942	3,036	3,090
	10502 Pembuatan susu pekat, tepung dan sejat	10,000	11,313	2,739	2,842	2,880
	Industri lain	805	804	203	194	210
106	Pembuatan produk bijian, kanji dan produk berkanji	8,695	10,613	2,516	2,775	2,606
	10611 Pengilangan beras	3,920	5,201	1,189	1,403	1,300
	10613 Pengilangan tepung	4,453	5,075	1,248	1,291	1,225
	Industri lain	322	336	78	81	81
107	Pembuatan produk makanan lain	53,256	58,413	14,013	14,682	14,869
	10711 Pembuatan biskut dan cookies	2,234	3,287	797	846	797
	10712 Pembuatan roti, kek dan produk bakeri lain	12,375	12,482	2,875	3,258	3,255
	10713 Pembuatan produk snek	2,342	2,830	692	723	684
	10721 Pembuatan gula	5,502	5,200	1,370	1,298	1,252
	10731 Pembuatan produk koko	3,401	3,402	864	807	847
	10732 Pembuatan coklat dan produk coklat					
	&					
	10733 Pembuatan konfeksi gula	12,588	14,094	3,382	3,618	3,606
	10793 Pembuatan sos dan bahan perasa	2,187	2,267	590	561	539
	10799 Pembuatan produk makanan lain t.t.t.l.	4,801	6,300	1,433	1,497	1,652
	Industri lain	7,825	8,552	2,011	2,074	2,238
108/ 10800	Pembuatan makanan haiwan tersedia	13,164	16,492	3,619	4,298	4,347
110	Pembuatan minuman ringan	10,629	12,717	3,198	3,034	3,237
	11041 Pembuatan minuman ringan	6,267	6,725	1,739	1,564	1,650
	11042 Pengeluaran air mineral semulajadi dan minuman lain yang dibotolkan	1,321	1,350	347	334	345
	Industri lain	3,040	4,643	1,113	1,137	1,242
120/ 12000	Pembuatan produk tembakau	2,940	3,410	1,018	785	681
131	Pemintalan, penenunan dan penyiapan tekstil	6,132	6,520	1,679	1,629	1,586
	13110 Penyediaan dan pemintalan gentian tekstil					
	&					
	13120 Penenunan tekstil	4,500	4,842	1,254	1,202	1,171
	13132 Pewarnaan, pelunturan, percetakan dan penyiapan akhir benang dan fabrik	1,570	1,625	412	413	401
	Industri lain	62	53	14	13	14
139	Pembuatan tekstil lain	4,595	5,132	1,279	1,272	1,260
	13910 Pembuatan fabrik dikait dan dikrusye	2,240	2,306	587	574	559
	Industri lain	2,356	2,825	692	698	701
141	Pembuatan pakaian, kecuali pakaian berbulu	8,631	8,945	2,353	2,118	2,124
	14102 Pembuatan pakaian	7,689	7,847	2,041	1,843	1,881
	Industri lain	942	1,098	312	275	242
142 & 143	Pembuatan artikel daripada kulit bulu dan pakaian yang dikait dan dikrusye	405	408	103	92	100
151 (15110 & 15120)	Penyamakan dan pembersihan kulit, pembuatan bagasi, beg tangan, pelana dan abah-abah pembersihan dan pewarnaan bulu	1,440	1,857	477	387	441
152	Pembuatan kasut	750	781	202	181	189
	15201 Pembuatan kasut kulit					
	&					
	15203 Pembuatan kasut getah	444	498	122	108	129
	Industri lain	306	282	81	73	60
161/ 16100	Pengilangan dan pengetaman kayu	5,885	6,672	1,933	1,334	1,581

2023		2022		2023		Group Description/Period
Q4	Q1	Q2	Q3	(Jan. - Okt.)	(Jan. - Okt.)	
2,282	2,269	2,393	2,327	7,318	7,774	Processing and preserving of meat
1,440	1,450	1,487	1,552	4,750	5,022	Processing and preserving of fish, crustaceans and molluscs
1,353	1,357	1,392	1,458	4,483	4,707	Canning of fish, crustaceans and molluscs
87	93	94	94	266	315	Processing, curing and preserving of fish, crustacean and molluscs
469	517	600	620	1,492	1,950	Processing and preserving of fruits and vegetable
104	113	145	150	287	462	Pineapple canning
365	404	455	470	1,204	1,488	Manufacture of jams, marmalades and table jellies
49,822	39,293	39,599	42,807	157,009	137,803	Manufacture of vegetable and animal oils and fats
5,234	4,976	5,227	5,286	16,975	17,281	Manufacture of crude and refined vegetable oil
395	315	271	307	1,269	1,010	Manufacture of compound cooking fats
44,193	34,003	34,101	37,214	138,764	119,513	Manufacture of coconut oil
3,049	3,056	3,180	2,933	10,075	10,166	Manufacture of dairy products
2,852	2,871	2,982	2,707	9,401	9,478	Manufacture of condensed, powdered and evaporated milk
197	184	199	226	674	688	Other industry
2,716	2,757	2,802	2,767	8,800	9,279	Manufacture of grain mill products, starches and starch products
1,308	1,340	1,388	1,321	4,337	4,497	Rice milling
1,312	1,334	1,337	1,366	4,191	4,514	Flour milling
97	83	77	79	272	268	Other industry
14,849	14,981	15,669	15,954	48,517	52,134	Manufacture of other food products
847	839	952	1,060	2,719	3,235	Manufacture of biscuits and cookies
3,094	3,403	3,608	3,495	10,400	11,617	Manufacture of bread, cakes and other bakery products
732	698	797	859	2,344	2,662	Manufacture of snack products
1,279	1,271	1,475	1,609	4,346	4,947	Manufacture of sugar
885	903	869	887	2,814	2,980	Manufacture of cocoa products
3,488	3,441	3,448	3,365	11,796	11,409	Manufacture of chocolate and chocolate products
578	569	575	621	1,878	1,988	Manufacture of sugar confectionery
1,718	1,610	1,582	1,631	5,163	5,432	Manufacture of sauces and condiments
2,228	2,247	2,364	2,427	7,058	7,866	Manufacture of other food products n.e.c.
4,228	4,349	4,993	5,139	13,703	16,211	Manufacture of prepared animal feeds
3,248	3,204	3,131	3,284	10,609	10,850	Manufacture of beverages
1,772	1,695	1,676	1,839	5,565	5,895	Manufacture of soft drinks
324	334	345	372	1,136	1,174	Production of natural mineral waters and other bottled waters
1,151	1,174	1,111	1,073	3,909	3,781	Other industry
926	1,196	996	807	2,784	3,350	Manufacture of tobacco products
1,626	1,481	1,486	1,383	5,408	4,794	Spinning, weaving and finishing of textiles
1,215	1,147	1,138	1,012	4,000	3,607	Preparation and spinning of textile fibres
399	324	338	362	1,363	1,155	Weaving of textiles
12	11	9	9	45	32	Dyeing, bleaching, printing and finishing of yarns and fabrics
1,321	1,415	1,380	1,387	4,244	4,676	Manufacture of other textiles
586	584	569	546	1,915	1,886	Manufacture of knitted and crocheted fabrics
735	831	811	841	2,328	2,790	Other industry
2,350	2,410	2,263	2,276	7,327	7,734	Manufacture of wearing apparel, except fur apparel
2,081	2,096	2,009	2,029	6,408	6,828	Manufacture of clothings
269	314	254	247	918	906	Other industry
112	123	111	115	334	394	Manufacture of articles of fur, knitted and crocheted apparel
551	508	439	466	1,484	1,604	Tanning and dressing of leather; manufacture of luggage, handbags, saddlery and harness; dressing and dyeing of fur
209	215	210	215	640	717	Manufacture of footwear
140	138	135	143	405	468	Manufacture of leather footwear
69	77	75	72	236	249	Manufacture of rubber footwear
1,825	1,965	1,378	1,458	5,444	5,378	Sawmilling and planning of wood

Jadual Table **1.4a** : Nilai Jualan Sektor Pembuatan Mengikut Kumpulan (samb.)
: Sales Value of Manufacturing Sector by Group (cont.)

Kod Kumpulan Group code	Keterangan Kumpulan/Tempoh	2022									
		Jan.	Feb.	Mac	Apr.	Mei	Jun	Jul.	Ogo.	Sep.	Okt.
101	Pemprosesan dan pengawetan daging	747	706	681	731	738	711	709	763	741	792
102	Pemprosesan dan pengawetan ikan, krustasea dan moluska	503	450	481	473	473	488	438	490	478	476
	10201 & 10202 Pengetinan ikan, krustasea dan moluska	476	425	454	447	450	462	413	463	448	446
	10202 Pemprosesan dan pengawetan ikan, krustasea dan moluska Industri lain	28	25	27	26	24	25	25	27	29	30
103	Pemprosesan dan pengawetan buah-buahan dansayur - sayuran	162	144	139	145	144	152	142	155	157	153
	10303 & 10304 Pengetinan nanas	28	26	22	24	22	31	30	33	36	35
	10304 Pembuatan jem, marmalad dan sajian jeli Industri lain	133	118	118	121	122	120	111	122	120	118
104	Pembuatan minyak dan lemak daripada sayuran dan haiwan	13,195	12,218	12,109	16,749	17,919	18,448	15,779	16,472	17,419	16,701
	10404 & 10406 Pembuatan minyak sayuran mentah dan bertapis	1,434	1,259	1,377	1,624	1,731	1,885	2,018	2,007	1,924	1,717
	10405 Pembuatan minyak kelapa Industri lain	117	126	128	115	121	123	135	146	129	128
		11,644	10,833	10,603	15,011	16,067	16,440	13,626	14,319	15,366	14,856
105	Pembuatan produk tenusu	993	967	982	1,013	1,008	1,015	979	1,078	1,033	1,007
	10502 Pembuatan susu pekat, tepung dan sejat Industri lain	923	901	916	949	945	948	910	1,007	962	940
		70	66	66	64	63	67	69	71	70	67
106	Pembuatan produk bijian, kanji dan produk berkanji	824	819	873	984	924	868	821	884	901	904
	10611 Pengilangan beras	376	406	408	532	466	406	394	446	461	444
	10613 Pengilangan tepung Industri lain	420	388	439	424	432	435	401	412	412	427
		28	25	25	28	26	27	26	26	28	33
107	Pembuatan produk makanan lain	4,769	4,485	4,759	4,937	4,792	4,953	4,855	5,107	4,907	4,952
	10711 Pembuatan biskut dan cookies	271	260	266	335	257	254	254	278	265	279
	10712 Pembuatan roti, kek dan produk bakeri lain	987	933	955	1,015	1,092	1,152	1,111	1,127	1,017	1,011
	10713 Pembuatan produk snek	226	222	243	252	235	236	213	233	239	245
	10721 Pembuatan gula	511	430	429	455	391	453	411	421	420	425
	10731 Pembuatan produk koko	306	300	257	270	268	270	282	289	276	297
	10732 & 10733 Pembuatan coklat dan produk coklat	1,120	1,050	1,211	1,232	1,223	1,163	1,163	1,246	1,196	1,190
	10733 Pembuatan konfeksi gula										
	10793 Pembuatan sos dan bahan perasa	199	190	200	204	175	182	175	184	181	189
	10799 Pembuatan produk makanan lain t.t.t.l. Industri lain	474	457	502	492	489	515	506	579	567	581
		674	641	696	683	661	730	742	751	746	734
108/10800	Pembuatan makanan haiwan tersedia	1,279	1,184	1,156	1,435	1,424	1,439	1,449	1,423	1,475	1,439
110	Pembuatan minuman ringan	1,042	1,046	1,110	1,153	936	946	1,043	1,114	1,080	1,140
	11041 Pembuatan minuman ringan	543	580	616	640	464	459	548	576	527	612
	11042 Pengeluaran air mineral semulajadi dan minuman lain yang dibotolkan Industri lain	108	115	124	125	102	107	115	119	111	111
		392	351	370	388	369	380	381	419	442	417
120/12000	Pembuatan produk tembakau	327	330	361	329	239	218	216	243	222	301
131	Pemintalan, penenunan dan penyiapan tekstil	566	547	567	548	513	568	545	537	504	514
	13110 & 13120 Penyediaan dan pemintalan gentian tekstil	411	414	429	409	386	407	396	404	371	374
	13120 Penenunan tekstil										
	13132 Pewarnaan, pelunturan, percetakan dan penyiapan akhir benang dan fabrik Industri lain	150	129	133	135	122	156	144	129	129	137
		5	4	4	4	5	5	5	5	4	4
139	Pembuatan tekstil lain	446	412	421	415	416	441	430	413	417	433
	13910 Pembuatan fabrik dikait dan dikrusye Industri lain	203	189	195	186	190	198	191	184	184	195
		243	223	226	230	225	243	239	229	233	238
141	Pembuatan pakaian, kecuali pakaian berbulu	787	776	789	757	705	657	700	713	711	732
	14102 Pembuatan pakaian Industri lain	689	671	681	657	609	577	623	634	624	643
		98	105	108	100	96	79	76	79	87	89
142 & 143	Pembuatan artikel daripada kulit bulu dan pakaian yang dikait dan dikrusye	38	33	32	30	30	32	32	31	37	38
151 (15110 & 15120)	Penyamakan dan pembersihan kulit, pembuatan bagasi, beg tangan, pelana dan abah-abah pembersihan dan pewarnaan bulu	161	160	156	134	123	130	129	148	164	179
152	Pembuatan kasut	68	63	71	62	62	56	59	66	63	69
	15201 & 15203 Pembuatan kasut kulit	44	34	44	35	36	37	41	45	43	46
	15203 Pembuatan kasut getah Industri lain	25	28	27	27	27	19	19	22	20	22
161/16100	Pengilangan dan pengetaman kayu	690	561	683	557	391	386	389	613	578	597

2023												Group Description/Period
Nov.	Dis.	Jan.	Feb.	Mac	Apr.	Mei	Jun	Jul.	Ogo.	Sep.	Okt.	
771	719	733	772	765	802	803	789	760	782	784	784	Processing and preserving of meat
491	473	512	457	481	466	524	496	520	514	518	534	Processing and preserving of fish, crustaceans and molluscs
464	443	482	426	449	436	491	465	491	483	483	500	Canning of fish, crustaceans and molluscs
27	30	30	31	32	30	33	31	29	31	34	34	Processing, curing and preserving of fish, crustacean and molluscs
163	153	160	165	192	187	202	210	204	201	215	212	Processing and preserving of fruits and vegetable
38	31	34	36	43	41	49	55	50	48	52	54	Pineapple canning
125	121	126	129	149	147	153	155	154	153	163	158	Manufacture of jams, marmalades and table jellies
16,158	16,963	13,900	13,145	12,248	12,871	13,339	13,388	12,867	13,984	15,956	16,104	Manufacture of vegetable and animal oils and fats
1,602	1,915	1,582	1,687	1,707	1,711	1,821	1,695	1,671	1,780	1,834	1,792	Manufacture of crude and refined vegetable oil
122	145	119	103	93	82	103	86	95	105	107	117	Manufacture of compound cooking fats
14,435	14,903	12,199	11,355	10,449	11,078	11,415	11,607	11,100	12,098	14,016	14,195	Manufacture of coconut oil
1,035	1,007	975	1,001	1,080	1,068	1,091	1,022	951	1,008	974	997	Manufacture of dairy products
969	942	908	943	1,020	1,007	1,023	952	880	933	895	918	Manufacture of condensed, powdered and evaporated milk
66	64	67	58	60	61	67	70	71	75	79	79	Other industry
897	915	872	931	955	936	970	896	891	919	957	953	Manufacture of grain mill products, starches and starch products
432	432	400	470	470	468	493	426	427	437	457	448	Rice milling
433	451	443	434	457	441	451	445	438	456	472	477	Flour milling
33	31	29	27	27	26	26	25	26	25	28	28	Other industry
4,947	4,949	4,918	4,979	5,084	4,976	5,442	5,252	5,151	5,362	5,441	5,530	Manufacture of other food products
286	282	265	286	288	288	333	331	351	353	356	384	Manufacture of biscuits and cookies
1,005	1,077	1,146	1,094	1,163	1,108	1,265	1,234	1,181	1,212	1,103	1,110	Manufacture of bread, cakes and other bakery products
242	244	218	225	255	251	277	268	265	289	305	309	Manufacture of snack products
424	430	417	429	425	425	502	548	507	529	572	592	Manufacture of sugar
294	294	295	328	280	280	309	280	296	295	296	321	Manufacture of cocoa products
1,160	1,138	1,156	1,136	1,148	1,136	1,214	1,098	1,071	1,135	1,159	1,155	Manufacture of chocolate and chocolate products
202	187	176	194	199	203	177	195	190	208	223	223	Manufacture of sugar confectionery
588	548	521	539	549	528	551	503	498	542	592	609	Manufacture of sauces and condiments
746	749	724	748	775	757	814	794	792	799	836	828	Manufacture of other food products n.e.c.
1,385	1,404	1,400	1,432	1,518	1,616	1,698	1,680	1,712	1,711	1,717	1,729	Manufacture of prepared animal feeds
1,076	1,032	1,047	1,043	1,114	1,118	1,049	964	1,065	1,124	1,095	1,231	Manufacture of beverages
577	582	537	556	603	606	543	527	633	619	587	685	Manufacture of soft drinks
110	104	101	113	121	121	115	108	119	127	126	123	Production of natural mineral waters and other bottled waters
388	346	410	374	390	391	391	329	313	377	383	423	Other industry
323	303	394	349	452	359	376	262	258	286	263	350	Manufacture of tobacco products
539	572	510	465	506	486	510	490	470	478	435	444	Spinning, weaving and finishing of textiles
404	437	397	360	390	376	398	365	352	352	308	310	Preparation and spinning of textile fibres
131	131	110	101	113	107	109	122	115	123	124	131	Weaving of textiles
4	4	4	3	3	3	3	3	3	3	3	3	Dyeing, bleaching, printing and finishing of yarns and fabrics
443	445	473	473	469	459	459	462	455	462	469	493	Manufacture of other textiles
196	194	194	195	195	190	189	190	181	184	180	187	Manufacture of knitted and crocheted fabrics
247	250	279	278	274	269	270	272	274	278	289	306	Other industry
795	823	800	806	804	761	769	733	774	746	756	786	Manufacture of wearing apparel, except fur apparel
701	737	704	703	689	674	685	650	693	668	668	694	Manufacture of clothings
94	86	97	102	115	87	84	83	81	78	89	91	Other industry
39	35	39	41	42	37	37	37	36	35	43	46	Manufacture of articles of fur, knitted and crocheted apparel
197	175	171	165	173	151	151	137	140	154	172	190	Tanning and dressing of leather; manufacture of luggage, handbags, saddlery and harness; dressing and dyeing of fur
69	71	74	69	72	73	70	67	69	75	71	77	Manufacture of footwear
47	47	49	44	46	46	45	44	45	50	48	52	Manufacture of leather footwear
22	24	25	25	27	26	25	23	24	25	23	25	Manufacture of rubber footwear
591	637	618	631	716	560	452	366	382	555	522	577	Sawmilling and planning of wood

Jadual
Table **1.4a** : Nilai Jualan Sektor Pembuatan Mengikut Kumpulan
: Sales Value of Manufacturing Sector by Group

Kod Kumpulan Group code	Keterangan Kumpulan/Tempoh	2021	2022	2022		
				Q1	Q2	Q3
162	Pembuatan produk daripada kayu, gabus, jerami dan bahan jalinan lain	17,143	19,222	5,871	3,758	4,191
16211	Pembuatan kepingan venier dan papan lapis	8,271	9,087	2,821	1,705	1,903
16212	Pembuatan papan partikel dan papan gentian	5,226	5,885	1,758	1,169	1,329
16221	Pertukangan kayu untuk jurubina	1,893	2,156	652	431	470
	Industri lain	1,752	2,094	640	454	489
170	Pembuatan kertas dan produk kertas	25,788	28,260	6,810	7,041	7,246
17010	Pembuatan pulpa, kertas dan kertas tebal	5,188	5,903	1,494	1,444	1,475
17020	Pembuatan kertas gelugur dan kertas tebal dan bekas daripada kertas dan kertas tebal	10,480	10,746	2,493	2,684	2,803
17091	Pembuatan sampul surat dan kad surat	326	374	79	86	102
17092	Pembuatan kertas kegunaan rumah dan pembersih peribadi	5,154	5,998	1,523	1,515	1,490
17093	Pembuatan kertas bergam atau pelekat yang berjalur atau bergulung dan label dan kertas dinding	2,797	3,284	735	835	888
	Industri lain	1,843	1,955	486	476	488
181 & 182	Percetakan, aktiviti perkhidmatan berkaitan percetakan dan penerbitan semula media rakaman	12,098	13,709	3,547	3,273	3,216
18110	Percetakan	9,747	10,953	2,919	2,646	2,577
18120 &	Aktiviti perkhidmatan berkaitan percetakan					
18200	Penerbitan semula media rakaman	2,351	2,756	628	628	639
192 (19201 & 19202)	Pembuatan produk petroleum bertapis	175,557	249,901	45,669	60,286	75,616
201	Pembuatan kimia asas, baja dan sebatian nitrogen, plastik dan getah sintetik dalam bentuk primer	73,682	74,078	20,084	17,918	18,339
20111	Pembuatan gas perindustrian atau perubatan bukan organik dalam bentuk cecair atau mampat	2,419	2,036	333	536	577
20112 &	Pembuatan kimia organik asas					
20113	Pembuatan sebatian bukan organik	38,505	38,698	10,674	9,021	9,784
20121 &	Pembuatan baja					
20129	Pembuatan produk campuran nitrogen	4,968	5,859	1,669	1,464	1,387
20131	Pembuatan plastik dalam bentuk primer	24,184	21,813	6,104	5,562	4,997
	Industri lain	3,607	5,671	1,304	1,334	1,595
202 & 203	Pembuatan produk kimia lain dan serat buatan manusia	28,646	37,507	8,940	8,694	9,643
20210	Pembuatan racun perosak dan produk agrokimia lain	2,681	4,109	1,047	920	930
20221	Pembuatan cat, varnis dan penyadur dan mastik	7,653	10,181	2,629	2,464	2,479
20222	Pembuatan dakwat cetak	989	1,149	296	293	278
20231 &	Pembuatan sabun dan bahan pencuci, penyediaan membersihkan dan mengilap					
20232	Pembuatan pewangi dan penyediaan dandanan diri	10,633	13,833	3,126	3,138	3,838
20291 &	Pembuatan plat fotografi, filem, sensitized paper dan other sensitized unexposed materials					
20292 &	Pembuatan dakwat menulis dan melukis					
20299	Pembuatan produk kimia lain t.t.t.l.	6,066	7,509	1,689	1,715	1,905
	Industri lain	625	726	152	165	212
210	Pembuatan produk farmaseutikal, kimia perubatan dan botani	9,185	10,181	2,412	2,501	2,695
21001	Pembuatan bahan aktif ubat-ubatan untuk digunakan oleh bidang farmakologi dalam pembuatan ubat-ubatan	7,645	8,413	2,022	2,092	2,223
	Industri lain	1,540	1,768	390	409	472
221	Pembuatan produk getah	86,432	65,736	16,499	18,756	15,766
22111	Pembuatan tayar getah untuk kenderaan	5,509	4,203	1,275	1,222	954
22112	Pembuatan bunga tayar yang boleh ditukar ganti dan tayar celup	666	682	162	168	179
22191 &	Pembuatan produk lain daripada getah asli atau sintetik, tidak divulkan, divulkan atau dikeraskan					
22193	Pengilangan semula getah dan prosesan susu getah	7,914	7,313	1,644	1,996	1,918
22192	Pembuatan sarung tangan getah	65,418	46,911	11,813	13,687	11,021
22199	Pembuatan produk getah lain yang t.t.t.l.	6,925	6,626	1,606	1,684	1,693
222	Pembuatan produk plastik	58,617	61,804	14,652	16,028	15,866
22201 &	Pembuatan produk plastik separa siap					
22202	Pembuatan produk plastik siap	17,691	16,740	3,949	4,554	4,314
22203	Pembuatan artikel plastik untuk pembungkusan barangan	16,599	21,473	4,569	5,526	5,751
22204	Pembuatan barangan plastik jurubina	1,810	2,163	486	568	577
22205	Pembuatan pinggan mangkuk, peralatan dapur dan barangan tandas daripada plastik	4,658	7,037	1,584	1,784	1,880
22209	Pembuatan pelbagai produk plastik t.t.t.l.	17,859	14,390	4,065	3,595	3,343
231 (23101 & 23102 & 23109)	Pembuatan kaca dan produk kaca	5,162	5,410	1,483	1,331	1,263

2023		2022		2023		Group Description/Period
Q4	Q1	Q2	Q3	(Jan. - Okt.)	(Jan. - Okt.)	
5,402	5,538	3,598	3,895	15,587	14,703	Manufacture of products of wood, cork, straw and plaiting materials
2,659	2,846	1,779	1,939	7,287	7,422	Manufacture of veneer sheets and plywood
1,629	1,543	1,046	1,110	4,799	4,164	Manufacture of particle board and fibreboard
604	621	394	449	1,752	1,658	Manufacture of builders' carpentry
511	527	380	396	1,750	1,459	Other industry
7,163	7,561	7,377	7,381	23,539	24,850	Manufacture of paper and paper products
1,489	1,471	1,339	1,387	4,954	4,699	Manufacture of pulp, paper and paperboard
2,767	2,688	2,527	2,531	8,915	8,635	Manufacture of corrugated paper and paperboard and containers of paper and paperboard
107	102	95	90	304	318	Manufacture of envelopes and letter-card
1,470	1,740	1,725	1,689	5,009	5,694	Manufacture of household and personal hygiene paper
826	941	1,019	963	2,745	3,251	Manufacture of gummed or adhesive paper in strips or rolls and labels and wall paper
505	618	672	722	1,612	2,254	Other industry
3,673	3,812	3,452	3,457	11,107	11,873	Printing, service activities related to printing and reproduction of recorded media
2,812	2,899	2,677	2,737	8,990	9,222	Printing
861	913	776	720	2,116	2,651	Service activities related to printing
						Reproduction of recorded media
68,330	55,680	56,542	58,478	206,005	190,627	Manufacture of refined petroleum products
17,737	18,784	16,292	16,825	61,910	57,190	Manufacture of basic chemicals, fertilizer and nitrogen compounds, plastics and synthetic rubber in primary forms
590	529	385	367	1,626	1,407	Manufacture of liquefied or compressed inorganic industrial or medical gases
9,219	9,870	7,970	8,360	32,367	28,694	Manufacture of basic organic chemicals
1,339	1,417	1,241	1,108	4,956	4,124	Manufacture of inorganic compounds
5,150	5,553	5,399	5,713	18,249	18,554	Manufacture of fertilizers
1,438	1,415	1,298	1,276	4,712	4,411	Manufacture of associated nitrogen products
10,230	10,849	10,495	11,343	30,474	36,475	Manufacture of other chemical products and man-made fibres
1,212	1,246	1,209	1,327	3,232	4,246	Manufacture of pesticides and other agrochemical products
2,609	3,126	3,314	3,611	8,371	11,246	Manufacture of paints, varnishes and similar coatings ink and mastics
282	293	281	276	953	927	Manufacture of printing ink
3,731	3,845	3,646	3,965	11,331	12,702	Manufacture of soap and detergents, cleaning and polishing preparations
2,199	2,128	1,885	1,992	5,992	6,747	Manufacture of perfumes and toilet preparations
197	210	161	171	594	607	Manufacture of photographic plates, films, sensitized paper and other sensitized unexposed materials
2,573	2,702	2,629	2,714	8,487	8,978	Manufacture of pharmaceuticals, medicinal chemical and botanical products
2,076	2,218	2,186	2,206	7,061	7,366	Manufacture of medicinal active substances to be used for their pharmacological properties in the manufacture of medicaments
498	484	443	508	1,426	1,612	Other industry
14,715	14,721	16,387	14,416	56,151	50,438	Manufacture of rubber products
753	747	694	620	3,707	2,263	Manufacture of rubber tyres for vehicles
174	210	213	216	566	718	Manufacture of interchangeable tyre treads and retreading rubber tyres
1,755	1,504	1,475	1,448	6,160	4,968	Manufacture of other products of natural or synthetic rubber, unvulcanized, vulcanized or hardened
10,391	10,824	12,555	10,591	40,167	37,539	Rubber remilling and latex processing
1,642	1,436	1,449	1,541	5,551	4,949	Manufacture of rubber gloves
15,258	14,170	15,832	15,778	51,617	50,992	Manufacture of other rubber products n.e.c.
3,923	3,823	4,204	3,996	14,148	13,332	Manufacture of plastics products
5,627	4,817	5,424	5,431	17,728	17,459	Manufacture of semi-manufactures of plastic products
532	622	760	839	1,802	2,500	Manufacture of finished plastic products
1,789	1,718	2,136	1,970	5,863	6,459	Manufacture of plastic articles for the packing of goods
3,387	3,190	3,308	3,542	12,075	11,242	Manufacture of builders' plastics ware
						Manufacture of plastic tableware, kitchenware and toilet articles
1,333	1,412	1,304	1,212	4,460	4,313	Manufacture of glass and glass products

Jadual
Table **1.4a** : Nilai Jualan Sektor Pembuatan Mengikut Kumpulan (samb.)
: Sales Value of Manufacturing Sector by Group (cont.)

Kod Kumpulan Group code	Keterangan Kumpulan/Tempoh	2022									
		Jan.	Feb.	Mac	Apr.	Mei	Jun	Jul.	Ogo.	Sep.	Okt.
162	Pembuatan produk daripada kayu, gabus, jerami dan bahan jalinan lain	1,989	1,824	2,058	1,579	1,108	1,072	1,076	1,455	1,660	1,767
16211	Pembuatan kepingan venier dan papan lapis	928	892	1,001	738	490	476	465	643	796	858
16212	Pembuatan papan partikel dan papan gentian	600	525	634	489	354	326	342	458	529	543
16221	Pertukangan kayu untuk jurubina	235	209	207	165	133	132	138	170	162	200
	Industri lain	226	198	216	187	131	137	132	184	173	166
170	Pembuatan kertas dan produk kertas	2,258	2,143	2,409	2,477	2,251	2,312	2,331	2,456	2,459	2,442
17010	Pembuatan pulpa, kertas dan kertas tebal	505	471	518	534	454	457	474	504	497	540
17020	Pembuatan kertas gelugur dan kertas tebal dan bekas daripada kertas dan kertas tebal	825	785	882	954	863	866	904	948	952	936
17091	Pembuatan sampul surat dan kad surat	26	26	28	25	30	31	32	34	35	37
17092	Pembuatan kertas kegunaan rumah dan pembersih peribadi	510	473	541	533	488	494	468	498	524	480
17093	Pembuatan kertas bergam atau pelekat yang berjalur atau bergulung dan label dan kertas dinding	218	233	284	276	258	301	289	310	289	287
	Industri lain	175	156	155	156	157	163	164	162	162	161
181 & 182	Percetakan, aktiviti perkhidmatan berkaitan percetakan dan penerbitan semua media rakaman	1,223	1,165	1,158	1,159	1,053	1,061	1,072	1,054	1,090	1,070
18110	Percetakan	994	956	969	938	850	857	856	844	877	849
18120	Aktiviti perkhidmatan berkaitan percetakan &	230	209	189	221	203	204	216	210	213	221
18200	Penerbitan semua media rakaman										
192 (19201 & 19202)	Pembuatan produk petroleum bertapis	17,255	13,325	15,090	17,952	18,912	23,423	24,989	25,665	24,961	24,433
201	Pembuatan kimia asas, baja dan sebatian nitrogen, plastik dan getah sintetik dalam bentuk primer	6,664	6,536	6,884	5,828	5,940	6,150	6,151	6,377	5,811	5,568
20111	Pembuatan gas perindustrian atau perubatan bukan organik dalam bentuk cecair atau mampat	132	107	94	156	184	196	191	207	178	180
20112 & 20113	Pembuatan kimia organik asas & Pembuatan sebatian bukan organik	3,544	3,511	3,618	2,830	3,042	3,149	3,271	3,433	3,080	2,889
20121 & 20129	Pembuatan baja & Pembuatan produk campuran nitrogen	567	533	569	506	492	466	461	474	451	436
20131	Pembuatan plastik dalam bentuk primer	1,978	1,958	2,168	1,890	1,789	1,884	1,733	1,691	1,573	1,586
	Industri lain	443	426	435	447	433	455	495	572	529	479
202 & 203	Pembuatan produk kimia lain dan serat buatan manusia	2,976	2,901	3,063	2,975	2,743	2,976	2,981	3,327	3,335	3,197
20210	Pembuatan racun perosak dan produk agrokimia lain	350	333	364	338	280	301	277	321	333	335
20221	Pembuatan cat, varnis dan penyadur dan mastik	906	858	865	829	804	831	796	852	832	798
20222	Pembuatan dakwat cetak	102	97	97	101	93	98	93	98	88	87
20231 & 20232	Pembuatan sabun dan bahan pencuci, penyediaan membersihkan dan mengilap & Pembuatan pewangi dan penyediaan dandanan diri	1,009	1,006	1,112	1,074	937	1,127	1,171	1,335	1,331	1,229
20291 & 20292 & 20299	Pembuatan plat fotografi, filem, sensitized paper dan other sensitized unexposed materials & Pembuatan dakwat menulis dan melukis & Pembuatan produk kimia lain t.t.t.l.	560	557	573	588	570	557	578	649	678	683
	Industri lain	50	51	51	45	58	62	66	73	73	65
210	Pembuatan produk farmaseutikal, kimia perubatan dan botani	819	764	829	834	752	915	888	893	914	879
21001	Pembuatan bahan aktif ubat-ubatan untuk digunakan oleh bidang farmakologi dalam pembuatan ubat-ubatan	688	637	697	706	629	757	736	737	751	723
	Industri lain	131	127	131	128	123	158	152	156	164	156
221	Pembuatan produk getah	5,166	4,761	6,573	6,609	6,077	6,070	5,711	5,020	5,034	5,130
22111	Pembuatan tayar getah untuk kenderaan	428	409	437	451	367	404	389	300	265	257
22112	Pembuatan bunga tayar yang boleh ditukar ganti dan tayar celup	56	50	56	54	52	62	61	58	60	57
22191 & 22193	Pembuatan produk lain daripada getah asli atau sintetik, tidak divulkan, divulkan atau dikeraskan & Pengilangan semula getah dan prosesan susu getah	548	520	577	704	594	698	682	663	574	602
22192	Pembuatan sarung tangan getah	3,604	3,283	4,926	4,802	4,550	4,335	4,017	3,433	3,571	3,647
22199	Pembuatan produk getah lain yang t.t.t.l.	530	499	577	598	514	572	563	566	565	568
222	Pembuatan produk plastik	4,846	4,635	5,171	5,714	5,118	5,196	5,253	5,351	5,262	5,071
22201 & 22202	Pembuatan produk plastik separa siap & Pembuatan produk plastik siap	1,311	1,250	1,388	1,523	1,471	1,561	1,489	1,425	1,401	1,331
22203	Pembuatan artikel plastik untuk pembungkusan barangan	1,525	1,470	1,574	1,865	1,824	1,837	1,859	1,976	1,916	1,882
22204	Pembuatan barangan plastik jurubina	162	141	184	190	187	190	185	199	193	172
22205	Pembuatan pinggan mangkuk, peralatan dapur dan barangan tandas daripada plastik	530	461	593	642	578	564	636	600	645	615
22209	Pembuatan pelbagai produk plastik t.t.t.l.	1,318	1,313	1,434	1,494	1,057	1,043	1,085	1,151	1,107	1,072
231 (23101 & 23102 & 23109)	Pembuatan kaca dan produk kaca	464	505	513	464	459	408	468	428	368	384

2023												Group Description/Period
Nov.	Dis.	Jan.	Feb.	Mac	Apr.	Mei	Jun	Jul.	Ogo.	Sep.	Okt.	
1,826	1,809	1,862	1,784	1,891	1,466	1,159	972	970	1,370	1,555	1,672	Manufacture of products of wood, cork, straw and plaiting materials
921	880	960	917	969	741	569	468	460	672	807	858	Manufacture of veneer sheets and plywood
537	549	505	498	540	419	344	282	282	386	442	464	Manufacture of particle board and fibreboard
195	209	221	196	203	156	125	114	122	168	159	194	Manufacture of builders' carpentry
173	171	176	173	179	151	121	108	106	144	146	156	Other industry
2,350	2,372	2,418	2,505	2,639	2,584	2,437	2,356	2,354	2,495	2,533	2,531	Manufacture of paper and paper products
477	472	498	512	461	458	467	414	417	478	492	502	Manufacture of pulp, paper and paperboard
923	908	868	878	942	888	845	794	806	839	886	889	Manufacture of corrugated paper and paperboard and containers of paper and paperboard
35	35	36	31	35	33	31	31	30	30	30	30	Manufacture of envelopes and letter-card
476	514	540	566	634	616	566	543	540	587	562	540	Manufacture of household and personal hygiene paper
273	265	282	309	350	369	298	351	327	317	319	327	Manufacture of gummed or adhesive paper in strips or rolls and labels and wall paper
165	179	193	209	216	219	230	223	233	244	245	242	Other industry
1,323	1,280	1,262	1,284	1,266	1,189	1,132	1,131	1,143	1,148	1,165	1,151	Printing, service activities related to printing and reproduction of recorded media
1,012	951	948	969	982	923	875	879	899	904	934	910	Printing
311	329	314	315	284	266	257	252	245	244	231	242	Service activities related to printing
												Reproduction of recorded media
23,259	20,637	21,738	16,662	17,279	18,063	19,413	19,065	18,598	20,301	19,579	19,927	Manufacture of refined petroleum products
5,932	6,237	6,184	6,168	6,432	5,444	5,510	5,338	5,404	5,980	5,440	5,289	Manufacture of basic chemicals, fertilizer and nitrogen compounds, plastics and synthetic rubber in primary forms
196	215	198	177	154	132	137	116	128	124	115	126	Manufacture of liquefied or compressed inorganic industrial or medical gases
3,008	3,323	3,255	3,264	3,351	2,778	2,602	2,590	2,646	3,017	2,697	2,494	Manufacture of basic organic chemicals
436	467	485	455	477	425	463	353	349	402	357	359	Manufacture of inorganic compounds
1,798	1,765	1,774	1,804	1,975	1,676	1,874	1,850	1,863	1,987	1,863	1,889	Manufacture of associated nitrogen products
494	466	473	468	474	434	435	429	419	451	407	422	Manufacture of plastics in primary forms
3,412	3,621	3,618	3,460	3,771	3,282	3,591	3,622	3,665	3,860	3,818	3,789	Manufacture of other chemical products and man-made fibres
404	473	435	389	423	394	378	436	435	452	441	463	Manufacture of pesticides and other agrochemical products
872	938	982	984	1,160	999	1,153	1,163	1,143	1,250	1,218	1,195	Manufacture of paints, varnishes and similar coatings ink and mastics
96	99	101	96	96	90	95	95	96	95	85	77	Manufacture of printing ink
1,239	1,262	1,245	1,244	1,357	1,120	1,270	1,255	1,305	1,377	1,284	1,246	Manufacture of soap and detergents, cleaning and polishing preparations
738	778	785	681	662	618	643	624	627	641	725	742	Manufacture of perfumes and toilet preparations
63	69	71	66	72	60	53	48	60	45	66	66	Manufacture of photographic plates, films, sensitized paper and other sensitized unexposed materials
860	834	875	885	942	898	821	910	885	905	925	933	Manufacture of pharmaceuticals, medicinal chemical and botanical products
687	665	719	725	774	756	682	748	717	737	752	756	Manufacture of medicinal active substances to be used for their pharmacological properties in the manufacture of medicaments
173	169	156	159	168	142	139	162	167	168	173	176	Other industry
4,873	4,712	4,562	4,251	5,907	5,670	5,446	5,270	5,092	4,577	4,748	4,914	Manufacture of rubber products
248	249	254	239	254	226	239	229	224	201	195	203	Manufacture of rubber tyres for vehicles
58	59	61	71	78	68	73	72	68	70	78	79	Manufacture of interchangeable tyre treads and retreading rubber tyres
575	578	509	463	531	490	497	488	496	473	479	542	Manufacture of other products of natural or synthetic rubber, unvulcanized, vulcanized or hardened
3,457	3,287	3,259	3,024	4,542	4,403	4,167	3,984	3,782	3,332	3,478	3,569	Rubber remilling and latex processing
536	539	479	454	503	483	470	497	522	501	518	522	Manufacture of rubber gloves
5,104	5,083	4,539	4,530	5,101	5,306	5,533	4,993	5,287	5,263	5,229	5,212	Manufacture of plastics products
1,289	1,304	1,210	1,240	1,373	1,371	1,464	1,368	1,358	1,302	1,336	1,310	Manufacture of semi-manufactures of plastic products
1,886	1,859	1,565	1,555	1,698	1,799	1,921	1,703	1,842	1,803	1,786	1,786	Manufacture of finished plastic products
177	183	162	201	260	254	264	241	276	279	284	279	Manufacture of plastic articles for the packing of goods
597	577	560	507	651	721	714	702	676	664	631	634	Manufacture of builders' plastics ware
1,155	1,160	1,043	1,028	1,120	1,161	1,169	978	1,134	1,215	1,193	1,202	Manufacture of plastic tableware, kitchenware and toilet articles
461	489	474	454	484	447	445	412	419	417	376	386	Manufacture of glass and glass products

Jadual Table **1.4a** : Nilai Jualan Sektor Pembuatan Mengikut Kumpulan
: Sales Value of Manufacturing Sector by Group

Kod Kumpulan Group code	Keterangan Kumpulan/Tempoh	2021	2022	2022		
				Q1	Q2	Q3
239	Pembuatan pengeluaran galian bukan logam t.t.t.l.	37,611	43,875	11,706	10,490	10,435
23911	Pembuatan mortar refraktori dan konkrit					
&		2,146	2,277	680	519	511
23921	Pembuatan seramik bukan refraktori					
23930	Pembuatan produk porselin dan seramik lain	1,006	1,089	269	283	273
23941	Pembuatan simen hidraulik	8,946	10,925	2,768	2,612	2,609
23951	Pembuatan konkrit dan mortar siap bancuh dan banchuan kering	6,617	8,191	2,122	1,967	1,987
23952	Pembuatan konkrit pratuangan, simen atau artikel batu buatan yang digunakan dalam pembinaan;					
&						
23953	Pembuatan komponen struktur pasang siap untuk bangunan atau kejuruteraan awam dari simen, batu atau konkrit buatan	14,056	15,461	4,294	3,675	3,619
&						
23959	Pembuatan artikel konkrit, simen dan plaster lain t.t.t.l.					
23990	Pembuatan produk mineral bukan logam lain t.t.t.l.	3,624	4,414	1,147	1,071	1,079
	Industri lain	1,216	1,518	426	361	358
241 (24101 & 24102 & 24103 & 24104 & 24109)	Pembuatan besi dan keluli asas	26,476	29,018	7,764	6,323	6,804
242 (24201 & 24202 & 24209)	Pembuatan logam asas berharga dan logam bukan ferus lain	22,575	24,571	6,647	5,507	5,545
243	Pengacuan logam	514	620	148	157	147
251 & 252	Pembuatan produk struktur logam, tangki, takungan, penjana wap, senjata dan peluru	24,551	28,731	7,616	6,987	6,719
25113	Pembuatan pintu, tingkap dan bingkai, penutup tingkap dan pintu pagar daripada logam	17,192	20,096	5,581	4,850	4,582
25119	Pembuatan produk struktur logam lain					
25120	Pembuatan tangki, takungan dan kontena daripada logam	6,640	7,862	1,841	1,963	1,939
	Industri lain	718	773	194	174	199
259	Pembuatan lain-lain produk yang direka daripada logam; aktiviti perkhidmatan kerja logam	32,456	35,818	9,091	9,123	8,413
25910	Tempaan, tekanan, hentakan dan bentuk gelekkan logam; serbuk metalurgi	4,189	5,194	1,247	1,273	1,313
25920	Rawatan dan penyalutan logam; menggunakan mesin	2,920	3,556	834	851	863
25991	Pembuatan tin untuk produk makanan dan minuman, tiub dan kotak boleh dilipat	5,995	5,846	1,576	1,421	1,435
25992	Pembuatan kabel, plaited bands (jalur/pita berpintal) dan artikel seumpamanya daripada logam	11,842	12,166	3,418	3,273	2,591
&						
25993	Pembuatan bolt, skru, nat dan produk uliran seumpamanya					
25994	Pembuatan barangan rumah daripada logam	241	260	62	63	68
25999	Pembuatan produk lain yang direka daripada logam t.t.t.l.	6,529	7,898	1,732	2,033	1,929
	Industri lain	739	899	221	210	215
261	Pembuatan komponen dan papan elektronik	268,522	346,163	78,482	80,304	93,471
26101	Pembuatan diod, transistor dan alatan semikonduktor yang seumpamanya					
&						
26102	Pembuatan litar elektronik bersepadu dengan pemasangan mikro	154,125	206,533	49,034	48,639	54,376
26103	Pembuatan kapasitor dan perintang elektrik					
&						
26104	Pembuatan papan litar bercetak	105,853	128,538	27,015	29,057	36,179
&						
26105	Pembuatan komponen paparan					
26109	Pembuatan komponen lain untuk aplikasi elektronik	8,544	11,092	2,434	2,608	2,916
262 (26201 & 26202)	Pembuatan komputer dan kelengkapan peranti	46,756	50,499	13,161	14,670	10,793
263/ 26300	Pembuatan peralatan komunikasi	14,469	14,515	3,645	3,500	3,542
264/ 26400	Pembuatan peralatan elektronik pengguna	38,593	42,850	11,003	10,095	11,235
265	Pembuatan kelengkapan mengukur, menguji, memandu arah dan kawalan; jam tangan dan jam	14,075	18,336	4,424	3,915	4,894
26511	Pembuatan kelengkapan mengukur, menguji, memandu arah dan kawalan	12,238	16,116	3,944	3,372	4,297
&						
26512	Pembuatan kelengkapan kawalan proses perindustrian					
26520	Pembuatan jam tangan dan jam dan bahagiannya	1,837	2,220	480	543	597
266/ 26600	Pembuatan peralatan penyinaran, perubatan elektro dan elektroterapeutik	7,829	5,147	996	1,307	1,398

2023		2022		2023		Group Description/Period
Q4	Q1	Q2	Q3	(Jan. - Okt.)	(Jan. - Okt.)	
11,243	12,693	11,322	11,373	36,078	39,116	Manufacture of non-metallic mineral products n.e.c. Manufacture of refractory mortars and concretes
568	629	588	602	1,880	2,025	Manufacture of non-refractory ceramic
263	262	243	246	912	837	Manufacture of other porcelain and ceramic products
2,936	3,383	2,970	2,873	8,894	10,167	Manufacture of hydraulic cement
2,115	2,404	2,138	2,148	6,711	7,368	Manufacture of ready-mix and dry-mix concrete and mortars
						Manufacture of precast concrete, cement or artificial stone articles for use in construction
3,872	4,325	3,901	4,011	12,773	13,544	Manufacture of prefabricated structural components for building or civil engineering of cement, concrete or artificial stone
						Manufacture of other articles of concrete, cement and plaster n.e.c.
1,117	1,242	1,062	1,102	3,647	3,786	Manufacture of other non-metallic mineral products n.e.c.
373	449	419	391	1,260	1,388	Other industry
8,127	8,308	6,719	7,201	23,610	25,072	Manufacture of basic iron and steel
6,873	6,819	5,533	5,476	19,979	20,194	Manufacture of basic precious and other non-ferrous metals
168	157	166	168	506	552	Casting of metals
7,409	8,155	8,090	7,579	23,635	26,380	Manufacture of structural metal products, tanks, reservoirs , steam generators , weapons and ammunition
						Manufacture of metal doors, windows and their frames, shutters and gates
5,084	5,823	5,770	5,266	16,592	18,601	Manufacture of other structural metal products
2,119	2,106	2,113	2,113	6,413	7,083	Manufacture of tanks, reservoirs and containers of metal
206	226	207	200	630	696	Other industry
9,191	9,607	9,275	9,153	29,616	31,269	Manufacture of other fabricated metal products; metal working service activities
						Forging, pressing, stamping and roll-forming of metal; powder metallurgy
1,360	1,347	1,350	1,370	4,293	4,534	Treatment and coating of metals; machining
1,008	1,117	942	881	2,868	3,273	Manufacture of tins and cans for food products, collapsible tubes and boxes
1,415	1,467	1,461	1,563	4,895	5,035	Manufacture of metal cable, plaited bands and similar articles
2,884	3,078	2,970	2,814	10,222	9,854	Manufacture of bolts, screws, nuts and similar threaded products
67	73	72	73	215	244	Manufacture of metal household articles
2,204	2,217	2,176	2,125	6,398	7,278	Manufacture of any other fabricated metal products n.e.c.
253	308	305	327	724	1,053	Other industry
93,905	91,403	86,283	92,043	284,647	299,788	Manufacture of electronic components and boards
						Manufacture of diodes, transistors and similar semiconductor devices
54,483	51,831	47,614	53,011	171,116	169,463	Manufacture of electronic integrated circuits micro assemblies
						Manufacture of electrical capacitors and resistors
36,288	36,755	35,195	34,826	104,415	118,258	Manufacture of printed circuit boards
						Manufacture of display components
3,134	2,817	3,475	4,205	9,116	12,068	Manufacture of other components for electronic applications
11,874	12,823	14,482	11,940	42,708	43,503	Manufacture of computers and peripheral equipment
3,828	4,038	5,251	6,011	11,917	16,963	Manufacture of communication equipment
10,516	9,986	9,727	11,729	35,886	35,233	Manufacture of consumer electronics
5,103	4,552	3,959	4,897	14,924	15,259	Manufacture of measuring, testing, navigating and control equipment; watches and clocks
						Manufacture of measuring, testing, navigating and control equipment
4,503	4,103	3,521	4,315	13,094	13,582	Manufacture of industrial process control equipment
600	448	438	582	1,830	1,677	Manufacture of watches and clocks and parts
1,446	1,273	1,203	1,334	4,162	4,320	Manufacture of irradiation, electromedical and electrotherapeutic equipment

Jadual
Table **1.4a** : Nilai Jualan Sektor Pembuatan Mengikut Kumpulan (samb.)
: Sales Value of Manufacturing Sector by Group (cont.)

Kod Kumpulan Group code	Keterangan Kumpulan/Tempoh	2022									
		Jan.	Feb.	Mac	Apr.	Mei	Jun	Jul.	Ogo.	Sep.	Okt.
239	Pembuatan pengeluaran galian bukan logam t.t.t.l.	3,961	3,758	3,988	3,723	3,332	3,434	3,441	3,527	3,468	3,447
23911	Pembuatan mortar refraktori dan konkrit &										
23921	Pembuatan seramik bukan refraktori	233	218	229	177	154	188	168	165	178	171
23930	Pembuatan produk porselin dan seramik lain	90	90	88	93	94	96	95	90	87	86
23941	Pembuatan simen hidraulik	885	914	969	933	833	846	847	889	873	904
23951	Pembuatan konkrit dan mortar siap bancuh dan bancuhan kering	724	676	723	662	651	655	650	678	659	635
23952	Pembuatan konkrit pratuangan, simen atau artikel batu buatan yang digunakan dalam pembinaan;										
23953	Pembuatan komponen struktur pasang siap untuk bangunan atau kejuruteraan awam dari simen, batu atau konkrit buatan	1,513	1,354	1,428	1,371	1,148	1,156	1,190	1,228	1,200	1,185
&	Pembuatan artikel konkrit, simen dan plaster lain t.t.t.l.										
23959											
23990	Pembuatan produk mineral bukan logam lain t.t.t.l.	374	369	404	361	331	379	377	357	345	350
	Industri lain	143	136	147	125	121	115	113	119	126	115
241 (24101 & 24102 & 24103 & 24104 & 24109)	Pembuatan besi dan keluli asas	2,763	2,434	2,567	2,392	2,068	1,864	1,741	2,308	2,755	2,719
242 (24201 & 24202 & 24209)	Pembuatan logam asas berharga dan logam bukan ferus lain	2,193	2,214	2,239	2,201	1,739	1,566	1,565	1,795	2,185	2,281
243	Pengacuan logam	49	47	52	55	52	49	42	51	54	54
251 & 252	Pembuatan produk struktur logam, tangki, takungan, penjana wap, senjata dan peluru	2,764	2,414	2,438	2,322	2,248	2,416	2,262	2,254	2,203	2,313
25113	Pembuatan pintu, tingkap dan bingkai, penutup tingkap dan pintu pagar daripada logam	2,050	1,747	1,784	1,605	1,590	1,655	1,545	1,518	1,519	1,579
25119	Pembuatan produk struktur logam lain										
25120	Pembuatan tangki, takungan dan kontena daripada logam	644	606	591	661	603	700	653	660	626	670
	Industri lain	70	61	63	56	56	62	64	76	59	64
259	Pembuatan lain-lain produk yang direka daripada logam; aktiviti perkhidmatan kerja logam	3,135	2,937	3,019	3,296	2,933	2,894	2,766	2,809	2,838	2,988
25910	Tempaan, tekanan, hentakan dan bentuk gelekkan logam; serbuk metalurgi	414	402	431	432	411	430	428	440	446	459
25920	Rawatan dan penyalutan logam; menggunakan mesin	280	263	292	301	263	287	291	262	310	320
25991	Pembuatan tin untuk produk makanan dan minuman, tiub dan kotak boleh dilipat	563	510	503	499	437	484	463	489	483	464
25992	Pembuatan kabel, plaited bands (jalur/pita berpintal) dan artikel seumpamanya daripada logam	1,189	1,093	1,135	1,178	1,115	980	889	865	837	940
25993	Pembuatan bolt, skru, nat dan produk uliran seumpamanya										
25994	Pembuatan barangan rumah daripada logam	21	19	23	20	21	22	24	22	22	22
25999	Pembuatan produk lain yang direka daripada logam t.t.t.l.	586	585	561	789	620	625	601	657	670	704
	Industri lain	82	65	74	76	67	66	71	73	71	79
261	Pembuatan komponen dan papan elektronik	23,010	25,642	29,831	25,077	25,890	29,337	27,703	31,054	34,715	32,389
26101	Pembuatan diod, transistor dan alatan semikonduktor yang seumpamanya										
26102	Pembuatan litar elektronik bersepadu dengan pemasangan mikro	14,304	15,972	18,758	15,650	15,284	17,705	16,260	18,293	19,824	19,067
26103	Pembuatan kapasitor dan perintang elektrik										
&											
26104	Pembuatan papan litar bercetak	7,881	8,932	10,202	8,625	9,731	10,701	10,597	11,832	13,749	12,164
&											
26105	Pembuatan komponen paparan										
26109	Pembuatan komponen lain untuk aplikasi elektronik	826	737	871	803	874	931	846	929	1,142	1,158
262 (26201 & 26202)	Pembuatan komputer dan kelengkapan peranti	4,274	4,634	4,254	5,900	4,101	4,669	3,880	4,135	2,778	4,084
263/ 26300	Pembuatan peralatan komunikasi	1,121	1,106	1,418	1,049	1,083	1,368	929	1,160	1,452	1,231
264/ 26400	Pembuatan peralatan elektronik pengguna	3,659	3,352	3,993	3,703	3,124	3,267	3,371	3,737	4,128	3,553
265	Pembuatan kelengkapan mengukur, menguji, memandu arah dan kawalan; jam tangan dan jam	1,788	1,222	1,413	1,161	1,193	1,561	1,544	1,639	1,712	1,691
26511	Pembuatan kelengkapan mengukur, menguji, memandu arah dan kawalan	1,613	1,076	1,255	986	1,024	1,362	1,342	1,436	1,519	1,481
26512	Pembuatan kelengkapan kawalan proses perindustrian										
26520	Pembuatan jam tangan dan jam dan bahagiannya	176	146	158	174	169	199	202	203	193	210
266/ 26600	Pembuatan peralatan penyinaran, perubatan elektro dan elektroterapeutik	316	322	358	462	348	497	445	515	438	461

2023												Group Description/Period
Nov.	Dis.	Jan.	Feb.	Mac	Apr.	Mei	Jun	Jul.	Ogo.	Sep.	Okt.	
3,824	3,973	4,113	4,221	4,359	3,934	3,686	3,702	3,719	3,816	3,839	3,728	Manufacture of non-metallic mineral products n.e.c.
												<i>Manufacture of refractory mortars and concretes</i>
193	204	202	210	217	198	198	193	187	195	219	207	<i>Manufacture of non-refractory ceramic</i>
87	90	93	88	81	81	83	80	83	85	79	85	<i>Manufacture of other porcelain and ceramic products</i>
1,006	1,026	1,109	1,113	1,161	1,061	951	957	962	967	944	942	<i>Manufacture of hydraulic cement</i>
715	764	782	802	820	718	709	711	721	722	706	677	<i>Manufacture of ready-mix and dry-mix concrete and mortars</i>
												<i>Manufacture of precast concrete, cement or artificial stone articles for use in construction</i>
1,308	1,379	1,393	1,437	1,495	1,359	1,256	1,286	1,295	1,350	1,366	1,306	<i>Manufacture of prefabricated structural components for building or civil engineering of cement, concrete or artificial stone</i>
												<i>Manufacture of other articles of concrete, cement and plaster n.e.c.</i>
386	381	387	428	427	373	350	340	344	370	388	380	<i>Manufacture of other non-metallic mineral products n.e.c.</i>
129	129	148	144	157	144	140	135	127	127	136	130	<i>Other industry</i>
2,738	2,670	2,654	2,742	2,912	2,441	2,174	2,104	1,972	2,336	2,893	2,844	Manufacture of basic iron and steel
2,245	2,347	2,236	2,255	2,327	2,241	1,853	1,438	1,362	1,785	2,328	2,368	Manufacture of basic precious and other non-ferrous metals
57	58	52	51	54	55	54	57	49	58	60	61	Casting of metals
2,397	2,700	2,817	2,584	2,753	2,729	2,673	2,688	2,515	2,534	2,530	2,556	Manufacture of structural metal products, tanks, reservoirs , steam generators , weapons and ammunition
1,627	1,878	1,991	1,891	1,941	1,935	1,927	1,908	1,702	1,794	1,771	1,742	<i>Manufacture of metal doors, windows and their frames, shutters and gates</i>
												<i>Manufacture of other structural metal products</i>
705	745	749	620	736	725	677	711	743	672	697	752	<i>Manufacture of tanks, reservoirs and containers of metal</i>
65	77	77	73	76	68	69	70	70	68	62	62	<i>Other industry</i>
3,007	3,196	3,238	3,256	3,114	3,201	3,058	3,016	3,002	3,058	3,093	3,234	Manufacture of other fabricated metal products; metal working service activities
452	449	451	439	457	455	445	450	454	469	447	468	<i>Forging, pressing, stamping and roll-forming of metal; powder metallurgy</i>
317	371	405	389	324	329	305	307	304	275	302	333	<i>Treatment and coating of metals; machining</i>
462	488	487	494	487	482	488	491	492	533	538	544	<i>Manufacture of tins and cans for food products, collapsible tubes and boxes</i>
												<i>Manufacture of metal cable, plaited bands and similar articles</i>
933	1,010	1,029	1,050	1,000	994	998	978	943	935	937	991	<i>Manufacture of bolts, screws, nuts and similar threaded products</i>
22	23	25	24	24	25	24	23	25	24	24	26	<i>Manufacture of metal household articles</i>
733	767	741	759	717	808	695	673	683	709	734	760	<i>Manufacture of any other fabricated metal products n.e.c.</i>
87	87	101	101	106	108	102	95	104	112	112	113	<i>Other industry</i>
31,465	30,050	26,192	30,366	34,845	27,463	27,561	31,258	28,660	30,278	33,106	30,059	Manufacture of electronic components and boards
												<i>Manufacture of diodes, transistors and similar semiconductor devices</i>
17,625	17,792	15,208	16,733	19,891	14,665	15,171	17,778	16,886	17,406	18,719	17,006	<i>Manufacture of electronic integrated circuits micro assemblies</i>
												<i>Manufacture of electrical capacitors and resistors</i>
12,790	11,333	10,127	12,740	13,888	11,764	11,262	12,169	10,545	11,564	12,717	11,482	<i>Manufacture of printed circuit boards</i>
												<i>Manufacture of display components</i>
1,051	925	858	894	1,065	1,035	1,129	1,311	1,228	1,307	1,670	1,571	<i>Manufacture of other components for electronic applications</i>
3,746	4,044	4,127	4,527	4,168	5,447	4,606	4,428	4,360	4,587	2,993	4,259	Manufacture of computers and peripheral equipment
1,239	1,359	1,190	1,242	1,605	1,591	1,652	2,008	1,685	1,958	2,368	1,664	Manufacture of communication equipment
3,738	3,225	3,048	3,165	3,773	3,177	3,240	3,310	3,563	3,814	4,352	3,792	Manufacture of consumer electronics
1,690	1,722	1,600	1,370	1,582	1,195	1,274	1,490	1,482	1,557	1,859	1,851	Manufacture of measuring, testing, navigating and control equipment; watches and clocks
												<i>Manufacture of measuring, testing, navigating and control equipment</i>
1,479	1,543	1,440	1,231	1,433	1,062	1,135	1,324	1,291	1,368	1,657	1,642	<i>Manufacture of industrial process control equipment</i>
211	179	161	139	149	133	139	166	191	189	202	209	<i>Manufacture of watches and clocks and parts</i>
539	446	398	407	468	389	383	430	403	469	461	510	Manufacture of irradiation, electromedical and electrotherapeutic equipment

Jadual
Table **1.4a** : Nilai Jualan Sektor Pembuatan Mengikut Kumpulan
: Sales Value of Manufacturing Sector by Group

Kod Kumpulan Group code	Keterangan Kumpulan/Tempoh	2021	2022	2022		
				Q1	Q2	Q3
267 (26701 & 26702) & 268 (26800)	Pembuatan peralatan optikal, kelengkapan fotografi, media magnetik dan optikal	1,682	2,249	495	521	622
271	Pembuatan motor elektrik, penjana, transformer dan perkakasan pengagihan dan pengawalan elektrik	12,845	17,122	3,853	4,205	4,621
27101	Pembuatan motor elektrik, penjana dan transformer	4,672	5,476	1,297	1,420	1,435
27102	Pembuatan perkakasan pengagihan dan pengawalan elektrik	8,173	11,645	2,556	2,785	3,187
272/ 27200	Pembuatan bateri dan akumulator	4,975	6,645	1,218	1,367	1,955
273	Pembuatan pendawaian dan peranti pendawaian	10,640	10,643	2,691	2,734	2,708
27310	Pembuatan kabel gantian optikal	308	354	84	93	87
27320	Pembuatan wayar dan kabel elektronik dan elektrik lain	9,599	9,610	2,417	2,450	2,460
27330	Pembuatan alatan pendawaian pembawa dan bukan pembawa arus untuk litar elektrik (tanpa mengira jenis bahan)	734	679	190	191	161
274/ 27400	Pembuatan kelengkapan pencahayaan elektrik	1,287	1,635	368	392	442
275/ 27500	Pembuatan perkakasan domestik	10,968	11,917	2,748	2,898	3,188
279/ 27900	Pembuatan kelengkapan elektrik lain	7,774	8,087	1,948	1,865	2,080
281 & 282	Pembuatan jentera kegunaan umum dan kegunaan khas	42,783	45,720	10,312	11,805	11,481
28120 & 28130	Pembuatan alat-alat kuasa bendalir pam, pemampat, kepala paip dan injap lain	2,912	2,983	531	750	851
28180 & 28220	Pembuatan alatan tangan yang menggunakan kuasa dilengkapkan dengan motor elektrik atau bukan motor elektrik atau pneumatik	10,853	10,965	2,329	2,946	2,765
28192	Pembuatan mesin penyaman udara, termasuk untuk kenderaan bermotor	11,938	11,209	3,020	3,200	2,535
28290	Pembuatan lain-lain mesin bertujuan khas t.t.t.l. Industri lain	6,030 11,049	8,316 12,248	1,587 2,845	1,933 2,975	2,252 3,078
291 (29101 & 29102)	Pembuatan kenderaan bermotor	38,540	43,437	9,874	9,343	9,925
292/ 29200	Pembuatan kerangka (coachwork) untuk kenderaan bermotor; pembuatan treler dan semi treler	6,553	7,706	1,985	2,077	1,532
293/ 29300	Pembuatan alat ganti dan aksesori untuk kenderaan bermotor	32,291	38,077	8,926	9,291	10,078
301 (30110 & 30120)	Pembinaan kapal dan bot	5,121	5,169	1,285	1,164	1,176
302, 303, 304 & 309	Pembuatan lokomotif keretapi, rolling stock, kapal angkasa dan udara, jentera berkaitan, kenderaan tempur ketenteraan, dan kelengkapan pengangkutan t.t.t.l.	8,983	10,521	2,548	2,578	2,475
30910	Pembuatan motosikal	2,041	2,577	537	658	648
30920	Pembuatan basikal dan invalid carriages Industri lain	2,317 4,625	2,879 5,066	659 1,352	720 1,200	705 1,121
310	Pembuatan perabot	15,579	17,101	5,017	3,840	3,722
31001	Pembuatan perabot kayu dan rotan Industri lain	8,579 7,001	8,667 8,434	2,670 2,347	1,849 1,991	1,915 1,807
321 (32110 & 32120)	Pembuatan barang kemas, bijouterie dan artikel berkaitan	4,501	5,651	1,225	1,654	1,388
322, 325 & 329	Pembuatan instrumen muzik, peralatan dan bekalan perubatan dan pergigian dan pembuatan lain t.t.t.l.	5,573	6,168	1,529	1,521	1,609
32901	Pembuatan alat tulis Industri lain	1,386 4,187	1,518 4,650	352 1,177	376 1,145	432 1,176
323/ 32300	Pembuatan barangan sukan	200	211	55	52	48
324/ 32400	Pembuatan permainan dan mainan	623	639	184	179	130
331 & 332	Pembaikan pemasangan produk logam, jentera, kelengkapan dan pemasangan jentera perindustrian dan kelengkapan	5,326	5,746	1,517	1,244	1,295
33150	Pembaikan dan penyelenggaraan kelengkapan pengangkutan kecuali motosikal dan basikal Industri lain	1,800 3,526	2,121 3,625	537 980	460 784	500 795
Jumlah Pembuatan		1,554,738	1,800,930	415,298	443,489	467,562

2023		2022		2023		Group Description/Period
Q4	Q1	Q2	Q3	(Jan. - Okt.)	(Jan. - Okt.)	
612	623	627	763	1,826	2,270	Manufacture of optical instruments, photographic equipment, magnetic and optical media
4,442	4,201	4,450	5,587	14,192	15,968	Manufacture of electric motors, generators, transformers and electricity distribution and control apparatus
1,325	1,169	1,159	1,533	4,593	4,351	Manufacture of electric motors, generators and transformers
3,118	3,032	3,291	4,053	9,599	11,617	Manufacture of electricity distribution and control apparatus
2,104	1,571	1,710	1,447	5,334	5,308	Manufacture of batteries and accumulators
2,510	2,436	2,385	2,490	8,977	8,134	Manufacture of wiring and wiring devices
90	104	120	122	289	381	Manufacture of fibre optic cables
2,282	2,191	2,118	2,216	8,101	7,265	Manufacture of other electronic and electric wires and cables
138	141	147	153	587	489	Manufacture of current-carrying and non current-carrying wiring devices for electrical circuits regardless of material
433	402	397	518	1,339	1,480	Manufacture of electric lighting equipment
3,083	2,824	2,889	3,093	9,868	9,715	Manufacture of domestic appliances
2,194	2,148	2,325	2,510	6,631	7,780	Manufacture of other electrical equipment
12,123	10,815	11,534	10,552	37,489	36,663	Manufacture of general-purpose and special-purpose machinery
852	598	590	627	2,443	2,088	Manufacture of fluid power equipment
2,925	2,481	2,692	2,535	8,946	8,587	Manufacture of other pumps, compressors, taps and valves
2,454	2,366	2,640	1,958	9,574	7,684	Manufacture of power-driven hand tools with self-contained electric or non-electric motor or pneumatic drives
2,544	2,170	2,137	1,831	6,579	6,823	Manufacture of metal-forming machinery and machine tools
3,349	3,201	3,474	3,601	9,948	11,481	Manufacture of air-conditioning machines, including for motor vehicles
14,295	12,356	9,860	11,663	33,103	38,863	Manufacture of motor vehicles
2,112	2,099	2,050	1,944	6,281	6,867	Manufacture of other special-purpose machinery n.e.c.
9,781	10,188	10,295	11,301	31,294	35,243	Other industry
1,544	1,622	1,529	1,154	4,184	4,865	Manufacture of motor vehicles
2,920	2,455	2,417	2,480	8,561	8,248	Manufacture of bodies (coachwork) for motor vehicles; manufacture of trailers and semi-trailers
733	600	637	715	2,067	2,186	Manufacture of parts and accessories for motor vehicles
795	616	610	518	2,356	1,934	Building of ships and boats
1,392	1,239	1,170	1,247	4,138	4,129	Manufacture of railway locomotives, rolling stock, air and spacecraft, related machinery, military fighting vehicles and transport equipment n.e.c
4,522	4,729	3,766	3,671	14,023	13,727	Manufacture of motorcycles
2,233	2,416	1,823	1,866	7,142	6,856	Manufacture of bicycles and invalid carriages
2,290	2,313	1,943	1,805	6,881	6,871	Other industry
1,383	1,304	1,521	1,286	4,709	4,565	Manufacture of furniture
1,510	1,594	1,800	1,893	5,148	5,862	Manufacture of wooden and cane furniture
358	403	417	416	1,280	1,364	Other industry
1,151	1,191	1,383	1,478	3,868	4,498	Manufacture of jewellery, bijouterie and related articles
57	64	67	53	172	204	Manufacture of musical instruments, medical and dental instruments and supplies and other manufacturing n.e.c.
145	132	168	124	542	468	Manufacture of stationery
1,689	1,629	1,386	1,433	4,597	5,006	Other industry
624	591	502	546	1,698	1,853	Manufacture of sports goods
1,066	1,038	884	887	2,899	3,153	Manufacture of games and toys
						Repair of fabricated metal products, machinery and equipment and installation of industrial machinery and equipment
						Repair and maintenance of transport equipment except motorcycles and bicycles
						Other industry
474,582	449,424	439,208	453,856	1,485,212	1,499,162	Total Manufacturing

Jadual
Table **1.4a** : Nilai Jualan Sektor Pembuatan Mengikut Kumpulan (samb.)
: Sales Value of Manufacturing Sector by Group (cont.)

Kod Kumpulan Group code	Keterangan Kumpulan/Tempoh	2022									
		Jan.	Feb.	Mac	Apr.	Mei	Jun	Jul.	Ogo.	Sep.	Okt.
267 (26701 & 26702) & 268 (26800)	Pembuatan peralatan optikal, kelengkapan fotografi, media magnetik dan optikal	159	154	182	164	148	209	208	211	202	188
271	Pembuatan motor elektrik, penjana, transformer dan perkakasan pengagihan dan pengawalan elektrik	1,245	1,203	1,405	1,450	1,285	1,470	1,494	1,581	1,546	1,513
	27101 Pembuatan motor elektrik, penjana dan transformer	445	389	463	510	424	486	490	483	462	441
	27102 Pembuatan perkakasan pengagihan dan pengawalan elektrik	800	814	942	940	861	984	1,004	1,098	1,084	1,071
272/ 27200	Pembuatan bateri dan akumulator	433	377	408	388	429	551	573	625	757	793
273	Pembuatan pendawaian dan peranti pendawaian	938	869	884	980	859	895	890	932	886	844
	27310 Pembuatan kabel gantian optikal	27	27	29	34	29	30	31	33	24	25
	27320 Pembuatan wayar dan kabel elektronik dan elektrik lain	846	784	787	880	769	801	801	846	813	774
	27330 Pembuatan alatan pendawaian pembawa dan bukan pembawa arus untuk litar elektrik (tanpa mengira jenis bahan)	64	58	68	66	61	64	58	54	49	45
274/ 27400	Pembuatan kelengkapan pencahayaan elektrik	111	119	138	123	129	140	133	153	156	137
275/ 27500	Pembuatan perkakasan domestik	1,004	818	927	1,011	919	968	987	1,116	1,086	1,034
279/ 27900	Pembuatan kelengkapan elektrik lain	653	632	663	600	585	680	620	703	758	738
281 & 282	Pembuatan jentera kegunaan umum dan kegunaan khas	3,605	3,336	3,372	4,046	3,668	4,091	3,647	3,951	3,883	3,893
	28120 Pembuatan alat-alat kuasa bendalir &	190	172	169	267	221	262	241	306	304	312
	28130 Pembuatan pam, pemampat, kepala paip dan injap lain										
	28180 Pembuatan alatan tangan yang menggunakan kuasa dilengkapkan dengan motor elektrik atau bukan motor elektrik atau pneumatik	817	776	736	1,008	944	994	951	907	908	906
	28220 Pembuatan jentera pembentukan logam dan alatan mesin										
	28192 Pembuatan mesin penyaman udara, termasuk untuk kenderaan bermotor	1,045	983	992	1,168	972	1,060	838	880	817	819
	28290 Pembuatan lain-lain mesin bertujuan khas t.t.t.l. Industri lain	549	494	543	613	546	774	659	780	813	807
		1,003	911	931	990	985	1,000	959	1,077	1,043	1,050
291 (29101 & 29102)	Pembuatan kenderaan bermotor	3,451	3,197	3,226	3,285	3,013	3,046	3,095	3,131	3,700	3,960
292/ 29200	Pembuatan kerangka (coachwork) untuk kenderaan bermotor; pembuatan treler dan semi treler	641	553	791	840	692	545	462	500	571	687
293/ 29300	Pembuatan alat ganti dan aksesori untuk kenderaan bermotor	2,839	2,770	3,318	3,134	3,011	3,146	3,347	3,470	3,261	2,998
301 (30110 & 30120)	Pembinaan kapal dan bot	438	402	445	469	315	380	374	369	432	560
302, 303, 304 & 309	Pembuatan lokomotif keretapi, rolling stock, kapal angkasa dan udara, jentera berkaitan, kenderaan tempur ketenteraan, dan kelengkapan pengangkutan t.t.t.l.	862	766	921	956	807	815	800	819	855	959
	30910 Pembuatan motosikal	183	167	187	231	214	214	220	215	213	223
	30920 Pembuatan basikal dan invalid carriages Industri lain	224	184	251	248	238	233	222	237	246	272
		454	415	483	477	355	368	359	367	395	464
310	Pembuatan perabot	1,761	1,564	1,691	1,433	1,305	1,102	1,123	1,163	1,436	1,444
	31001 Pembuatan perabot kayu dan rotan Industri lain	929	816	924	659	598	592	589	613	714	708
		832	748	767	774	707	510	534	550	722	737
321 (32110 & 32120)	Pembuatan barang kemas, bijouterie dan artikel berkaitan	451	380	394	533	577	545	411	443	533	442
322, 325 & 329	Pembuatan instrumen muzik, peralatan dan bekalan perubatan dan pergigian dan pembuatan lain t.t.t.l.	515	501	513	528	497	496	522	548	539	490
	32901 Pembuatan alat tulis Industri lain	116	114	122	123	124	129	149	156	127	120
		399	387	390	405	373	367	373	392	411	369
323/ 32300	Pembuatan barangan sukan	18	18	19	20	16	15	16	14	17	18
324/ 32400	Pembuatan permainan dan mainan	63	61	60	72	68	39	38	44	48	48
331 & 332	Pembaikan pemasangan produk logam, jentera, kelengkapan dan pemasangan jentera perindustrian dan kelengkapan	511	443	563	526	358	360	367	404	524	541
	33150 Pembaikan dan penyelenggaraan kelengkapan pengangkutan kecuali motosikal dan basikal Industri lain	170	138	229	205	128	127	137	148	216	201
		341	305	334	321	230	233	230	257	308	340
Jumlah Pembuatan		138,986	131,703	144,610	147,942	142,043	153,503	148,431	157,436	161,694	158,864

2023												Group Description/Period
Nov.	Dis.	Jan.	Feb.	Mac	Apr.	Mei	Jun	Jul.	Ogo.	Sep.	Okt.	
212	211	194	198	232	202	205	220	242	261	260	257	Manufacture of optical instruments, photographic equipment, magnetic and optical media
1,497	1,432	1,423	1,329	1,449	1,427	1,461	1,562	1,757	1,895	1,935	1,731	Manufacture of electric motors, generators, transformers and electricity distribution and control apparatus
477	406	411	376	383	382	383	395	452	538	543	489	Manufacture of electric motors, generators and transformers
1,020	1,026	1,012	953	1,066	1,045	1,079	1,167	1,305	1,357	1,392	1,241	Manufacture of electricity distribution and control apparatus
620	690	583	503	486	542	547	620	414	465	569	580	Manufacture of batteries and accumulators
831	835	815	821	800	794	788	803	811	833	847	823	Manufacture of wiring and wiring devices
30	35	35	33	35	37	41	42	46	46	33	36	Manufacture of fibre optic cables
756	752	735	742	715	711	696	711	721	733	762	740	Manufacture of other electronic and electric wires and cables
45	48	45	46	50	46	51	50	48	53	52	48	Manufacture of current-carrying and non current-carrying wiring devices for electrical circuits regardless of material
147	150	132	134	136	122	138	137	165	177	175	163	Manufacture of electric lighting equipment
1,011	1,038	911	914	999	992	926	971	953	1,122	1,018	909	Manufacture of domestic appliances
727	729	719	700	728	719	792	814	810	828	872	797	Manufacture of other electrical equipment
4,003	4,227	3,693	3,527	3,595	3,877	3,868	3,789	3,322	3,567	3,663	3,762	Manufacture of general-purpose and special-purpose machinery
												Manufacture of fluid power equipment
284	256	212	213	173	199	191	200	167	186	274	273	Manufacture of other pumps, compressors, taps and valves
997	1,022	860	823	798	891	894	907	816	850	870	878	Manufacture of power-driven hand tools with self-contained electric or non-electric motor or pneumatic drives
779	856	798	759	809	920	947	773	591	698	669	721	Manufacture of metal-forming machinery and machine tools
795	942	730	680	760	789	648	700	634	524	672	685	Manufacture of air-conditioning machines, including for motor vehicles
1,148	1,151	1,093	1,052	1,056	1,078	1,188	1,208	1,114	1,308	1,178	1,205	Manufacture of other special-purpose machinery n.e.c.
5,177	5,158	4,253	3,796	4,307	2,846	3,685	3,329	3,920	3,633	4,111	4,984	Manufacture of motor vehicles
740	685	697	639	762	712	739	599	662	646	636	774	Manufacture of bodies (coachwork) for motor vehicles; manufacture of trailers and semi-trailers
3,503	3,280	3,293	3,266	3,629	3,096	3,684	3,515	3,843	3,889	3,569	3,459	Manufacture of parts and accessories for motor vehicles
514	470	508	513	601	656	445	428	354	356	444	560	Building of ships and boats
999	962	815	752	888	805	798	814	818	827	834	897	Manufacture of railway locomotives, rolling stock, air and spacecraft, related machinery, military fighting vehicles and transport equipment n.e.c
254	256	205	191	204	202	206	228	243	234	237	234	Manufacture of motorcycles
272	251	210	200	206	203	208	199	172	176	170	190	Manufacture of bicycles and invalid carriages
473	455	400	361	478	399	385	386	403	417	427	473	Other industry
1,547	1,531	1,587	1,512	1,630	1,312	1,411	1,042	1,109	1,166	1,396	1,561	Manufacture of furniture
777	748	788	790	838	641	663	518	559	619	688	751	Manufacture of wooden and cane furniture
770	783	799	722	792	671	748	524	550	547	708	810	Other industry
488	454	473	416	415	491	531	498	375	397	514	453	Manufacture of jewellery, bijouterie and related articles
505	515	523	538	534	588	640	571	615	647	631	575	Manufacture of musical instruments, medical and dental instruments and supplies and other manufacturing n.e.c.
120	119	136	135	133	140	142	135	137	148	130	128	Manufacture of stationery
386	396	387	403	401	448	498	436	478	499	501	447	Other industry
19	20	21	20	24	27	22	18	19	16	18	19	Manufacture of sports goods
52	45	45	39	49	57	69	41	38	41	45	45	Manufacture of games and toys
594	554	530	511	589	578	402	406	407	449	578	557	Repair of fabricated metal products, machinery and equipment and installation of industrial machinery and equipment
220	202	186	177	228	231	136	135	140	170	236	213	Repair and maintenance of transport equipment except motorcycles and bicycles
374	352	344	334	360	347	266	271	266	279	342	344	Other industry
159,194	156,524	148,010	145,219	156,194	144,981	146,799	147,427	143,926	152,175	157,755	156,675	Total Manufacturing

Jadual **1.4b** : Nilai Jualan Sektor Pembuatan Mengikut Kumpulan: Perubahan Peratusan Tahunan
 Table : Sales Value of Manufacturing Sector by Group: Annual Percentage Change

Kod Kumpulan Group code	Keterangan Kumpulan/Tempoh	2021	2022	2022		
				Q1	Q2	Q3
101	Pemprosesan dan pengawetan daging	8.7	11.8	15.5	17.1	8.5
102	Pemprosesan dan pengawetan ikan, krustasea dan moluska	0.8	-9.0	-14.5	-11.1	-2.8
10201 &	Pengetinan ikan, krustasea dan moluska	0.6	-9.7	-15.2	-11.8	-3.5
10202	Pemprosesan dan pengawetan ikan, krustasea dan moluska Industri lain	5.2	4.0	-1.3	5.6	11.5
103	Pemprosesan dan pengawetan buah-buahan dan sayur - sayuran	-1.1	1.6	-14.7	-3.8	19.4
10303 &	Pengetinan nanas	4.9	-2.0	-36.1	-9.6	26.8
10304	Pembuatan jem, marmalad dan sajian jeli Industri lain	-2.6	2.6	-8.4	-2.5	17.5
104	Pembuatan minyak dan lemak daripada sayuran dan haiwan	13.9	12.8	22.6	17.4	9.7
10404 &	Pembuatan minyak sayuran mentah dan bertapis	24.3	19.9	7.5	20.0	25.3
10406	Pembuatan sebatian lemak masakan	-6.3	34.4	7.8	47.1	76.7
10405	Pembuatan minyak kelapa Industri lain	13.0	11.9	25.0	17.0	7.5
105	Pembuatan produk tenusu	7.4	12.1	13.8	12.5	14.9
10502	Pembuatan susu pekat, tepung dan sejat Industri lain	7.2	13.1	15.5	13.7	15.3
		10.9	-0.1	-5.2	-3.6	10.3
106	Pembuatan produk bijian, kanji dan produk berkanji	18.4	22.1	24.5	24.6	22.1
10611	Pengilangan beras	22.2	32.7	51.1	33.8	29.8
10613	Pengilangan tepung Industri lain	16.8	14.0	8.6	17.0	16.0
		-0.5	4.4	-7.1	7.9	6.5
107	Pembuatan produk makanan lain	12.3	9.7	4.3	11.3	14.8
10711	Pembuatan biskut dan cookies	4.4	47.1	40.6	61.3	70.5
10712	Pembuatan roti, kek dan produk bakeri lain	6.4	0.9	-10.3	2.0	4.2
10713	Pembuatan produk snek	-1.8	20.8	18.1	25.7	30.1
10721	Pembuatan gula	20.0	-5.5	-1.1	-0.1	-6.1
10731	Pembuatan produk koko	-8.0	0.0	-6.7	-2.8	6.9
10732 &	Pembuatan coklat dan produk coklat	25.4	12.0	8.7	12.6	17.0
10733	Pembuatan konfeksi gula	15.1	3.6	8.7	6.0	9.0
10793	Pembuatan sos dan bahan perasa	19.8	31.2	25.7	32.5	33.7
10799	Pembuatan produk makanan lain t.t.t.l. Industri lain	11.5	9.3	1.8	9.4	17.9
108/10800	Pembuatan makanan haiwan tersedia	15.9	25.3	42.2	24.4	20.5
110	Pembuatan minuman ringan	12.0	19.6	6.3	30.5	42.2
11041	Pembuatan minuman ringan	24.6	7.3	10.1	14.7	3.1
11042	Pengeluaran air mineral semulajadi dan minuman lain yang dibotolkan Industri lain	22.2	2.1	3.3	7.1	1.9
		-9.9	52.7	1.8	74.9	267.6
120/12000	Pembuatan produk tembakau	-3.9	16.0	4.7	32.1	155.9
131	Pemintalan, penenunan dan penyiapan tekstil	14.2	6.3	7.7	-0.3	19.0
13110 &	Penyediaan dan pemintalan gentian tekstil	14.8	7.6	7.9	-5.9	27.1
13120	Penenunan tekstil	12.9	3.5	6.9	20.3	2.5
13132	Pewarnaan, pelunturan, percetakan dan penyiapan akhir benang dan fabrik Industri lain	9.8	-15.2	9.6	12.4	-32.3
139	Pembuatan tekstil lain	31.4	11.7	23.7	21.6	4.2
13910	Pembuatan fabrik dikait dan dikrusye Industri lain	16.8	3.0	8.8	9.6	-0.3
		49.0	19.9	39.8	33.6	8.0
141	Pembuatan pakaian, kecuali pakaian berbulu	3.1	3.6	3.3	8.5	5.2
14102	Pembuatan pakaian Industri lain	2.7	2.1	2.4	5.6	1.8
		6.5	16.5	9.1	32.3	41.8
142 & 143	Pembuatan artikel daripada kulit bulu dan pakaian yang dikait dan dikrusye	1.4	0.6	-8.0	-11.2	28.8
151 (15110 & 15120)	Penyamakan dan pembersihan kulit, pembuatan bagasi, beg tangan, pelana dan abah-abah pembersihan dan pewarnaan bulu	1.0	29.0	16.8	31.6	64.1
152	Pembuatan kasut	-0.3	4.1	-18.2	6.9	35.9
15201 &	Pembuatan kasut kulit	-4.4	12.3	-19.3	13.3	67.0
15203	Pembuatan kasut getah Industri lain	6.3	-7.7	-16.6	-1.4	-2.8
161/16100	Pengilangan dan pengetaman kayu	5.1	13.4	9.9	18.4	28.9

2022		2022		2023		Group Description/Period
Q4	Q1	Q2	Q3	(Jan. - Okt.)	(Jan. - Okt.)	
7.2	6.3	9.8	5.2	13.8	6.2	Processing and preserving of meat
-6.7	1.0	3.7	10.5	-9.5	5.7	Processing and preserving of fish, crustaceans and molluscs
-7.2	0.2	2.4	10.1	-10.2	5.0	Canning of fish, crustaceans and molluscs
1.5	15.7	25.6	15.8	4.7	18.5	Processing, curing and preserving of fish, crustacean and molluscs
11.8	16.4	36.0	36.9	-0.1	30.7	Processing and preserving of fruits and vegetable
27.7	50.0	87.3	50.8	-7.0	60.8	Pineapple canning
8.0	9.5	25.1	32.9	1.6	23.5	Manufacture of jams, marmalades and table jellies
5.1	4.7	-25.4	-13.8	14.3	-12.2	Other industry
25.0	22.3	-0.2	-11.1	18.6	1.8	Manufacture of vegetable and animal oils and fats
22.9	-15.4	-24.6	-25.2	37.1	-20.4	Manufacture of crude and refined vegetable oil
3.1	2.8	-28.2	-14.1	13.6	-13.9	Manufacture of compound cooking fats
7.7	3.9	4.8	-5.1	12.9	0.9	Manufacture of coconut oil
8.3	4.8	4.9	-6.0	14.0	0.8	Manufacture of dairy products
-1.0	-9.2	2.4	7.6	0.1	2.1	Manufacture of condensed, powdered and evaporated milk
17.4	9.6	1.0	6.2	22.5	5.4	Other industry
20.9	12.7	-1.1	1.6	34.2	3.7	Manufacture of grain mill products, starches and starch products
14.7	6.9	3.6	11.5	13.6	7.7	Rice milling
10.7	6.5	-4.6	-1.6	3.7	-1.54	Flour milling
8.6	6.9	6.7	7.3	9.7	7.5	Other industry
25.4	5.2	12.6	33.0	54.6	19.0	Manufacture of other food products
8.4	18.4	10.7	7.4	-1.0	11.7	Manufacture of biscuits and cookies
11.5	0.9	10.2	25.6	23.1	13.6	Manufacture of bread, cakes and other bakery products
-13.8	-7.2	13.6	28.5	-3.8	13.8	Manufacture of snack products
3.7	4.6	7.6	4.8	-0.7	5.9	Manufacture of sugar
9.6	1.7	-4.7	-6.7	12.1	-3.3	Manufacture of cocoa products
-7.0	-3.4	2.5	15.2	6.3	5.9	Manufacture of chocolate and chocolate products
32.6	12.3	5.7	-1.2	30.8	5.2	Manufacture of sugar confectionery
8.5	11.7	14.0	8.4	9.3	11.4	Manufacture of sauces and condiments
18.8	20.2	16.2	18.2	27.2	18.3	Manufacture of other food products n.e.c.
7.6	0.2	3.2	1.4	22.3	2.3	Other industry
2.8	-2.5	7.2	11.4	8.0	5.9	Manufacture of prepared animal feeds
-3.4	-3.7	3.3	7.9	3.2	3.4	Manufacture of beverages
20.1	5.6	-2.3	-13.6	61.3	-3.3	Manufacture of soft drinks
-16.4	17.4	27.0	18.6	25.1	20.3	Production of natural mineral waters and other bottled waters
1.1	-11.8	-8.8	-12.8	7.9	-11.4	Other industry
6.6	-8.5	-5.3	-13.6	8.7	-9.8	Manufacture of tobacco products
-11.3	-21.5	-18.1	-9.7	6.2	-15.2	Spinning, weaving and finishing of textiles
-31.9	-22.7	-31.3	-32.8	-11.9	-29.3	Preparation and spinning of textile fibres
1.2	10.6	8.5	10.1	14.0	10.2	Weaving of textiles
-4.8	-0.6	-0.9	-2.4	4.4	-1.5	Dyeing, bleaching, printing and finishing of yarns and fabrics
6.6	20.2	16.3	20.0	23.4	19.8	Other industry
-1.3	2.4	6.8	7.2	4.2	5.6	Manufacture of other textiles
-1.1	2.7	9.0	7.8	2.1	6.6	Manufacture of knitted and crocheted fabrics
-3.3	0.6	-7.6	2.0	21.6	-1.3	Other industry
0.7	18.9	19.8	14.5	1.5	17.9	Manufacture of wearing apparel, except fur apparel
17.8	6.4	13.4	5.7	32.5	8.0	Manufacture of clothings
7.5	6.2	15.9	14.0	3.6	11.9	Other industry
16.0	13.3	24.6	11.1	11.9	15.6	Manufacture of articles of fur, knitted and crocheted apparel
-6.3	-4.5	3.1	20.2	-8.1	5.7	Tanning and dressing of leather; manufacture of luggage, handbags, saddlery and harness; dressing and dyeing of fur
2.9	1.6	3.3	-7.7	16.8	-1.2	Manufacture of footwear
						Manufacture of leather footwear
						Manufacture of rubber footwear
						Other industry
						Sawmilling and planing of wood

Jadual Table **1.4b** : Nilai Jualan Sektor Pembuatan Mengikut Kumpulan: Perubahan Peratusan Tahunan
 : Sales Value of Manufacturing Sector by Group: Annual Percentage Change

Kod Kumpulan Group code	Keterangan Kumpulan/Tempoh	2022									
		Jan.	Feb.	Mac	Apr.	Mei	Jun	Jul.	Ogo.	Sep.	Okt.
101	Pemprosesan dan pengawetan daging	14.8	17.4	14.1	23.6	17.3	11.0	13.4	6.9	5.7	16.2
102	Pemprosesan dan pengawetan ikan, krustasea dan moluska	-12.8	-16.2	-14.6	-14.5	-7.8	-10.7	-8.6	0.3	-0.2	-7.1
	10201 & Pengetinan ikan, krustasea dan moluska										
	10202 Pemprosesan dan pengawetan ikan, krustasea dan moluska Industri lain	-13.5	-16.8	-15.5	-15.5	-8.3	-11.5	-9.3	-0.2	-1.2	-7.6
		0.2	-5.8	1.8	8.2	1.5	7.2	6.0	10.5	17.6	1.8
103	Pemprosesan dan pengawetan buah-buahan dan sayur - sayuran	-8.6	-15.7	-20.0	-15.1	-1.3	7.1	10.1	24.3	24.1	13.8
	10303 & Pengetinan nanas										
	10304 Pembuatan jem, marmalad dan sajian jeli Industri lain	-17.7	-43.5	-43.9	-35.2	-14.3	37.6	27.2	19.1	34.3	30.7
		-6.4	-5.6	-13.2	-9.5	1.5	1.3	6.2	25.8	21.3	9.5
104	Pembuatan minyak dan lemak daripada sayuran dan haiwan	26.2	19.8	21.7	16.3	23.6	13.0	11.0	16.1	3.3	2.4
	10404 & Pembuatan minyak sayuran mentah dan bertapis										
	10406 Pembuatan sebatian lemak masakan	15.2	2.9	4.6	11.8	18.8	29.3	36.0	35.9	7.6	21.1
	10405 Pembuatan minyak kelapa Industri lain	-2.3	11.2	15.1	31.2	26.8	101.9	82.1	81.2	66.9	22.3
		28.1	22.3	24.4	16.7	24.1	11.0	7.6	13.4	2.4	0.5
105	Pembuatan produk tenusu	15.0	13.7	12.7	12.5	15.1	10.0	17.1	16.1	11.7	6.2
	10502 Pembuatan susu pekat, tepung dan sejat Industri lain	16.3	15.7	14.6	14.1	16.7	10.6	17.4	16.3	12.3	6.8
		0.0	-7.6	-7.8	-7.3	-4.7	1.6	13.5	13.8	4.2	-1.3
106	Pembuatan produk bijian, kanji dan produk berkanji	27.2	23.7	22.8	29.4	30.6	14.2	19.8	28.3	18.6	12.8
	10611 Pengilangan beras	50.3	52.8	50.2	51.3	37.3	13.4	26.0	41.1	23.3	12.5
	10613 Pengilangan tepung Industri lain	13.3	5.8	6.7	10.9	25.4	15.4	14.5	18.6	14.9	12.7
		3.0	-16.1	-7.4	5.4	11.6	7.0	15.3	2.5	2.8	18.2
107	Pembuatan produk makanan lain	10.2	-1.6	4.6	9.3	14.7	10.1	13.8	20.0	10.8	6.8
	10711 Pembuatan biskut dan cookies	43.3	44.4	34.6	43.0	75.6	76.5	67.6	82.0	62.3	39.9
	10712 Pembuatan roti, kek dan produk bakeri lain	0.6	-25.7	-1.3	1.4	4.8	0.1	5.8	4.5	2.3	2.2
	10713 Pembuatan produk snek	16.3	17.4	20.6	19.6	28.4	29.9	36.8	38.2	18.2	12.8
	10721 Pembuatan gula	20.9	-10.7	-10.9	-2.3	2.1	0.2	-5.2	4.3	-15.3	-14.6
	10731 Pembuatan produk koko	-3.5	-8.2	-8.6	-6.7	-2.6	1.1	8.3	8.5	3.9	3.5
	10732 & Pembuatan coklat dan produk coklat										
	10733 Pembuatan konfeksi gula	9.1	10.8	6.6	8.8	19.8	9.6	12.1	23.4	15.7	6.9
	10793 Pembuatan sos dan bahan perasa	6.3	5.8	14.4	13.6	-1.2	5.4	12.9	14.0	1.2	-6.2
	10799 Pembuatan produk makanan lain t.t.t.l. Industri lain	30.6	22.4	24.3	30.6	32.6	34.4	27.9	40.6	32.3	31.2
		4.4	2.6	-1.4	8.9	13.5	6.3	18.4	24.3	11.7	6.9
108/10800	Pembuatan makanan haiwan tersedia	65.3	51.1	17.1	26.5	23.3	23.6	19.1	18.8	23.6	23.5
110	Pembuatan minuman ringan	6.4	6.6	5.8	14.8	13.9	89.4	80.6	40.9	18.9	6.8
	11041 Pembuatan minuman ringan	4.6	11.5	13.9	17.7	12.3	13.2	16.5	-9.5	6.7	0.2
	11042 Pengeluaran air mineral semulajadi dan minuman lain yang dibotolkan Industri lain	7.5	1.7	1.2	1.1	5.8	16.4	9.4	-1.9	-0.9	-3.4
		8.7	1.0	-4.1	15.3	18.5	17,114.8	13,798.9	1,189.7	46.0	22.0
120/12000	Pembuatan produk tembakau	2.3	9.6	2.6	15.6	0.5	200.5	179.5	353.6	63.9	-23.6
131	Pemintalan, penenunan dan penyiapan tekstil	9.9	7.5	5.7	2.4	-1.9	-1.2	17.6	23.8	15.7	5.3
	13110 & Penyediaan dan pemintalan gentian tekstil										
	13120 Penenunan tekstil	7.4	8.5	7.9	-1.5	-8.2	-7.8	22.7	28.6	30.6	17.2
	13132 Pewarnaan, pelunturan, percetakan dan penyiapan akhir benang dan fabrik Industri lain	17.6	4.4	-0.8	16.3	24.8	20.6	5.6	15.6	-10.6	-16.2
		5.4	12.3	12.4	3.7	16.3	17.2	18.6	-44.6	-45.6	-35.6
139	Pembuatan tekstil lain	29.9	26.2	15.5	19.7	22.5	22.6	8.8	2.2	1.6	0.4
	13910 Pembuatan fabrik dikait dan dikrusye Industri lain	14.6	11.4	1.3	10.2	11.3	7.6	2.6	2.8	-6.0	-7.4
		46.2	42.2	31.5	28.6	34.0	38.4	14.3	1.7	8.6	7.8
141	Pembuatan pakaian, kecuali pakaian berbulu	0.1	1.8	8.3	9.8	9.5	5.8	6.8	5.1	3.7	-6.5
	14102 Pembuatan pakaian Industri lain	0.3	0.8	6.4	7.8	8.1	0.9	1.6	1.8	2.0	-7.2
		-1.7	8.5	21.9	25.5	19.7	64.4	83.3	42.7	17.6	-1.4
142 & 143	Pembuatan artikel daripada kulit bulu dan pakaian yang dikait dan dikrusye	1.6	-12.9	-12.9	-28.1	-27.8	58.3	28.3	29.6	28.6	9.4
151 (15110 & 15120)	Penyamakan dan pembersihan kulit, pembuatan bagasi, beg tangan, pelana dan abah-abah pembersihan dan pewarnaan bulu	17.0	21.7	12.0	12.5	9.3	108.2	114.7	66.2	37.0	20.2
152	Pembuatan kasut	-20.9	-22.1	-11.5	-4.9	10.3	19.1	38.0	38.9	31.1	9.3
	15201 & Pembuatan kasut kulit										
	15203 Pembuatan kasut getah Industri lain	-15.7	-27.5	-15.3	-8.7	15.3	44.3	79.0	69.5	54.7	20.4
		-28.7	-14.2	-4.7	0.8	4.2	-10.8	-8.2	1.2	-1.5	-8.4
161/16100	Pengilangan dan pengetaman kayu	17.9	2.9	8.6	10.6	4.6	54.7	38.7	26.3	25.6	8.4

2023												Group Description/Period
Nov.	Dis.	Jan.	Feb.	Mac	Apr.	Mei	Jun	Jul.	Ogo.	Sep.	Okt.	
5.1	0.8	-1.9	9.3	12.3	9.7	8.8	11.0	7.2	2.6	5.9	-1.0	Processing and preserving of meat
-5.5	-7.7	1.7	1.6	-0.1	-1.4	10.7	1.8	18.9	4.9	8.4	12.2	Processing and preserving of fish, crustaceans and molluscs
												<i>Canning of fish, crustaceans and molluscs</i>
-5.7	-8.4	1.2	0.3	-1.1	-2.5	9.2	0.7	19.1	4.4	7.9	12.0	<i>Processing, curing and preserving of fish, crustacean and molluscs</i>
-2.6	5.0	9.2	22.4	16.0	18.0	37.3	22.2	15.8	14.6	16.8	15.2	<i>Other industry</i>
14.2	7.6	-1.0	15.2	37.7	28.9	40.2	38.8	43.6	30.0	37.6	38.9	Processing and preserving of fruits and vegetable
												<i>Pineapple canning</i>
28.6	23.5	20.0	42.2	98.8	69.3	122.4	76.2	62.8	46.3	44.9	53.6	<i>Manufacture of jams, marmalades and table jellies</i>
10.5	4.2	-5.5	9.4	26.6	20.9	25.3	29.1	38.3	25.6	35.4	34.5	<i>Other industry</i>
1.6	11.8	5.3	7.6	1.2	-23.2	-25.6	-27.4	-18.5	-15.1	-8.4	-3.6	Manufacture of vegetable and animal oils and fats
												<i>Manufacture of crude and refined vegetable oil</i>
16.1	37.7	10.3	34.0	24.0	5.4	5.2	-10.1	-17.2	-11.3	-4.7	4.3	<i>Manufacture of compound cooking fats</i>
11.3	35.2	1.6	-18.5	-27.8	-28.6	-15.2	-30.0	-29.7	-27.9	-17.6	-8.1	<i>Manufacture of coconut oil</i>
0.2	8.9	4.8	4.8	-1.5	-26.2	-29.0	-29.4	-18.5	-15.5	-8.8	-4.4	<i>Other industry</i>
7.4	9.5	-1.8	3.5	9.9	5.5	8.2	0.7	-2.8	-6.5	-5.6	-1.0	Manufacture of dairy products
7.9	10.4	-1.6	4.7	11.3	6.1	8.3	0.4	-3.3	-7.4	-7.0	-2.4	<i>Manufacture of condensed, powdered and evaporated milk</i>
0.1	-1.7	-4.9	-12.9	-10.1	-4.0	6.2	4.8	3.7	6.1	13.0	18.8	<i>Other industry</i>
18.4	21.4	5.8	13.6	9.4	-4.9	5.0	3.3	8.5	4.0	6.2	5.4	Manufacture of grain mill products, starches and starch products
26.9	24.5	6.5	15.8	15.2	-11.9	5.9	5.1	8.4	-2.0	-0.7	0.8	<i>Rice milling</i>
11.7	19.7	5.3	11.7	4.1	3.9	4.5	2.3	9.3	10.8	14.5	11.5	<i>Flour milling</i>
7.0	7.6	4.7	8.6	6.5	-5.3	-2.0	-6.4	-1.6	-2.7	-0.7	-13.1	<i>Other industry</i>
9.8	9.2	3.1	11.0	6.8	0.8	13.6	6.0	6.1	5.0	10.9	11.7	Manufacture of other food products
21.7	17.0	-2.3	9.9	8.3	-14.1	29.6	30.6	38.6	26.8	34.3	37.4	<i>Manufacture of biscuits and cookies</i>
7.6	15.8	16.2	17.2	21.7	9.2	15.9	7.2	6.3	7.5	8.4	9.8	<i>Manufacture of bread, cakes and other bakery products</i>
11.1	10.7	-3.8	1.2	5.0	-0.4	18.1	13.7	24.6	24.4	27.7	25.9	<i>Manufacture of snack products</i>
-13.2	-13.6	-18.4	-0.3	-0.8	-6.7	28.5	21.1	23.4	25.6	36.3	39.2	<i>Manufacture of sugar</i>
1.2	6.7	-3.6	9.2	8.9	3.7	15.2	4.1	5.2	2.2	7.0	8.2	<i>Manufacture of cocoa products</i>
												<i>Manufacture of chocolate and chocolate products</i>
13.4	8.9	3.2	8.2	-5.2	-7.8	-0.8	-5.6	-7.9	-8.9	-3.1	-3.0	<i>Manufacture of sugar confectionery</i>
-4.2	-10.7	-11.8	1.9	-0.1	-0.3	1.1	7.1	8.7	13.4	23.5	17.8	<i>Manufacture of sauces and condiments</i>
38.5	28.1	9.9	17.9	9.5	7.2	12.6	-2.4	-1.6	-6.4	4.3	4.9	<i>Manufacture of other food products n.e.c.</i>
9.2	9.3	7.5	16.6	11.3	10.9	23.0	8.7	6.8	6.4	12.1	12.8	<i>Other industry</i>
16.5	16.6	9.4	20.9	31.3	12.6	19.2	16.7	18.1	20.3	16.4	20.2	Manufacture of prepared animal feeds
10.4	5.7	0.5	-0.3	0.3	-3.0	12.1	1.9	2.1	0.9	1.5	8.0	Manufacture of beverages
4.3	4.1	-1.2	-4.1	-2.1	-5.3	16.9	14.7	15.6	7.5	11.3	11.9	<i>Manufacture of soft drinks</i>
-3.3	-3.5	-6.5	-2.1	-2.8	-3.1	13.1	1.6	3.4	6.9	13.8	11.3	<i>Production of natural mineral waters and other bottled waters</i>
26.4	11.7	4.7	6.7	5.4	0.9	5.7	-13.4	-17.8	-10.0	-13.4	1.3	<i>Other industry</i>
-2.1	-21.2	20.6	5.7	25.3	9.1	57.6	20.4	19.5	17.6	18.7	16.5	Manufacture of tobacco products
-2.3	0.9	-9.7	-15.0	-10.7	-11.4	-0.5	-13.8	-13.8	-11.0	-13.5	-13.6	Spinning, weaving and finishing of textiles
												<i>Preparation and spinning of textile fibres</i>
-1.2	6.0	-3.4	-13.0	-9.0	-8.2	3.0	-10.3	-11.3	-12.9	-16.8	-17.0	<i>Weaving of textiles</i>
-4.5	-12.2	-26.7	-21.4	-15.7	-20.6	-10.6	-21.9	-20.0	-4.3	-3.5	-3.8	<i>Dyeing, bleaching, printing and finishing of yarns and fabrics</i>
-29.5	-30.2	-18.4	-21.4	-28.9	-26.3	-27.8	-39.1	-37.7	-29.4	-30.9	-33.0	<i>Other industry</i>
3.4	-0.1	6.0	14.9	11.4	10.6	10.4	4.9	5.8	12.0	12.6	13.9	Manufacture of other textiles
1.0	-7.6	-4.3	3.2	-0.3	2.3	-0.4	-4.3	-5.3	0.1	-1.9	-4.0	<i>Manufacture of knitted and crocheted fabrics</i>
5.3	6.6	14.6	24.8	21.5	17.3	19.6	12.3	14.8	21.5	24.0	28.6	<i>Other industry</i>
1.2	1.3	1.7	3.8	1.8	0.6	9.1	11.7	10.6	4.6	6.3	7.4	Manufacture of wearing apparel, except fur apparel
2.3	1.6	2.1	4.8	1.2	2.6	12.5	12.6	11.2	5.5	6.9	8.1	<i>Manufacture of clothings</i>
-6.7	-1.4	-1.4	-2.8	5.8	-12.6	-12.7	4.8	5.9	-1.8	2.0	2.3	<i>Other industry</i>
4.0	-10.2	3.3	26.2	29.9	22.8	22.1	14.8	12.4	13.3	17.5	19.7	Manufacture of articles of fur, knitted and crocheted apparel
												Tanning and dressing of leather; manufacture of luggage, handbags, saddlery and harness; dressing and dyeing of fur
23.1	10.3	5.9	2.9	10.6	12.8	22.6	5.2	8.2	3.7	5.4	6.7	
7.4	6.0	8.1	9.5	1.6	16.9	12.2	19.1	16.0	13.6	12.5	12.6	Manufacture of footwear
												<i>Manufacture of leather footwear</i>
16.5	11.3	11.6	27.4	4.0	31.7	24.6	17.8	11.1	11.7	10.5	12.8	<i>Manufacture of rubber footwear</i>
-7.7	-3.0	1.9	-12.1	-2.3	-2.6	-4.5	21.4	26.9	17.6	16.7	12.3	<i>Other industry</i>
0.3	0.5	-10.4	12.4	4.9	0.6	15.8	-5.3	-2.0	-9.5	-9.7	-3.4	Sawmilling and planning of wood

Jadual Table **1.4b** : Nilai Jualan Sektor Pembuatan Mengikut Kumpulan: Perubahan Peratusan Tahunan
 : Sales Value of Manufacturing Sector by Group: Annual Percentage Change

Kod Kumpulan Group code	Keterangan Kumpulan/Tempoh	2021	2022	2022		
				Q1	Q2	Q3
162	Pembuatan produk daripada kayu, gabus, jerami dan bahan jalinan lain	2.8	12.1	14.6	23.7	20.3
16211	Pembuatan kepingan venier dan papan lapis	-1.6	9.9	13.6	20.0	14.4
16212	Pembuatan papan partikel dan papan gentian	15.0	12.6	20.7	23.3	15.0
16221	Pertukangan kayu untuk jurubina	7.3	13.9	5.2	33.8	36.4
	Industri lain	-11.1	19.5	13.6	30.4	53.5
170	Pembuatan kertas dan produk kertas	15.8	9.6	10.2	10.3	11.9
17010	Pembuatan pulpa, kertas dan kertas tebal	36.1	13.8	24.0	13.6	12.0
17020	Pembuatan kertas gelugur dan kertas tebal dan bekas daripada kertas dan kertas tebal	11.8	2.5	-3.0	5.1	7.9
17091	Pembuatan sampul surat dan kad surat	-16.1	14.6	-5.3	7.0	26.5
17092	Pembuatan kertas kegunaan rumah dan pembersih peribadi	11.3	16.4	25.3	17.8	15.4
17093	Pembuatan kertas bergam atau pelekat yang berjalur atau bergulung dan label dan kertas dinding	16.9	17.4	15.6	13.8	18.8
	Industri lain	9.7	6.1	3.5	3.9	10.1
181 & 182	Percetakan, aktiviti perkhidmatan berkaitan percetakan dan penerbitan semula media rakaman	4.9	13.3	7.8	22.0	18.8
18110	Percetakan	4.0	12.4	15.9	25.4	11.8
18120 &	Aktiviti perkhidmatan berkaitan percetakan					
18200	Penerbitan semula media rakaman	8.6	17.2	-18.7	9.8	58.9
192 (19201 & 19202)	Pembuatan produk petroleum bertapis	36.4	42.3	36.3	36.3	57.2
201	Pembuatan kimia asas, baja dan sebatian nitrogen, plastik dan getah sintetik dalam bentuk primer	10.3	0.5	2.9	8.0	-1.3
20111	Pembuatan gas perindustrian atau perubatan bukan organik dalam bentuk cecair atau mampat	7.4	-15.8	-56.8	-28.7	4.1
20112 &	Pembuatan kimia organik asas					
20113	Pembuatan sebatian bukan organik	10.2	0.5	2.8	8.4	-2.7
20121 &	Pembuatan baja					
20129	Pembuatan produk campuran nitrogen	12.2	18.0	37.8	22.5	33.4
20131	Pembuatan plastik dalam bentuk primer	7.5	-9.8	-3.3	1.2	-15.4
	Industri lain	33.6	57.2	56.9	60.6	55.1
202 & 203	Pembuatan produk kimia lain dan serat buatan manusia	20.5	30.9	30.0	32.3	37.7
20210	Pembuatan racun perosak dan produk agrokimia lain	42.3	53.3	61.1	51.3	46.3
20221	Pembuatan cat, varnis dan penyadur dan mastik	44.1	33.0	59.3	41.4	41.1
20222	Pembuatan dakwat cetak	-1.0	16.2	20.3	15.6	17.1
20231 &	Pembuatan sabun dan bahan pencuci, penyediaan membersihkan dan mengilap					
20232	Pembuatan pewangi dan penyediaan dandanan diri	13.3	30.1	17.3	34.9	39.2
20291 &	Pembuatan plat fotografi, filem, sensitized paper dan other sensitized unexposed materials					
20292 &	Pembuatan dakwat menulis dan melukis					
20299	Pembuatan produk kimia lain t.t.t.l.	6.5	23.8	11.3	15.4	32.5
	Industri lain	24.8	16.3	1.3	6.1	19.2
210	Pembuatan produk farmaseutikal, kimia perubatan dan botani	17.1	10.8	13.9	10.7	12.1
21001	Pembuatan bahan aktif ubat-ubatan untuk digunakan oleh bidang farmakologi dalam pembuatan ubat-ubatan	21.6	10.1	15.5	8.4	10.9
	Industri lain	-1.0	14.8	6.3	24.2	18.2
221	Pembuatan produk getah	36.3	-23.9	-27.9	-30.7	-20.9
22111	Pembuatan tayar getah untuk kenderaan	32.9	-23.7	19.6	32.8	-52.6
22112	Pembuatan bunga tayar yang boleh ditukar ganti dan tayar celup	-8.2	2.4	-8.9	6.0	22.9
22191 &	Pembuatan produk lain daripada getah asli atau sintetik, tidak divulkan, divulkan atau dikeraskan					
22193	Pengilangan semula getah dan prosesan susu getah	-9.6	-7.6	-28.3	-6.6	13.9
22192	Pembuatan sarung tangan getah	47.9	-28.3	-32.8	-37.9	-23.9
22199	Pembuatan produk getah lain yang t.t.t.l.	23.8	-4.3	-10.6	-6.0	4.7
222	Pembuatan produk plastik	21.0	5.4	6.7	6.6	6.9
22201 &	Pembuatan produk plastik separa siap					
22202	Pembuatan produk plastik siap	20.9	-5.4	-6.1	-3.7	-4.3
22203	Pembuatan artikel plastik untuk pembungkusan barangan	28.3	29.4	20.9	38.0	32.7
22204	Pembuatan barangan plastik jurubina	60.0	19.5	37.6	27.0	13.1
22205	Pembuatan pinggan mangkuk, peralatan dapur dan barangan tandas daripada plastik	52.6	51.1	69.0	59.5	57.2
22209	Pembuatan pelbagai produk plastik t.t.t.l.	6.9	-19.4	-8.8	-24.2	-22.2
231 (23101 & 23102 & 23109)	Pembuatan kaca dan produk kaca	-12.1	4.8	-14.2	1.0	45.0

2022		2022		2023		Group Description/Period
Q4	Q1	Q2	Q3	(Jan. - Okt.)	(Jan. - Okt.)	
-1.8	-5.7	-4.3	-7.1	17.0	-5.7	Manufacture of products of wood, cork, straw and plaiting materials
-1.7	0.9	4.3	1.9	14.1	1.9	Manufacture of veneer sheets and plywood
-2.2	-12.2	-10.5	-16.5	17.7	-13.2	Manufacture of particle board and fibreboard
-0.7	-4.7	-8.5	-4.4	18.3	-5.3	Manufacture of builders' carpentry
-2.1	-17.6	-16.4	-19.0	26.3	-16.6	Other industry
6.1	11.0	4.8	1.9	10.4	5.6	Manufacture of paper and paper products
6.8	-1.5	-7.3	-6.0	15.3	-5.1	Manufacture of pulp, paper and paperboard
0.2	7.8	-5.8	-9.7	2.9	-3.1	Manufacture of corrugated paper and paperboard and of containers of paper and paperboard
30.6	29.5	10.8	-11.4	11.7	4.6	Manufacture of envelopes and letter-card
8.1	14.2	13.8	13.3	18.7	13.7	Manufacture of household and personal hygiene paper
21.4	28.1	22.0	8.5	17.1	18.4	Manufacture of gummed or adhesive paper in strips or rolls and labels and wall paper
7.1	27.2	41.1	47.9	5.5	39.9	Other industry
7.5	7.5	5.5	7.5	14.9	6.9	Printing, service activities related to printing and reproduction of recorded media
0.0	-0.7	1.2	6.2	15.9	2.6	Printing
42.5	45.3	23.6	12.7	11.0	25.3	Service activities related to printing
						Reproduction of recorded media
37.4	21.9	-6.2	-22.7	45.6	-7.5	Manufacture of refined petroleum products
-6.6	-6.5	-9.1	-8.3	2.2	-7.6	Manufacture of basic chemicals, fertilizer and nitrogen compounds, plastics and synthetic rubber in primary forms
72.3	58.8	-28.2	-36.3	-25.2	-13.4	Manufacture of liquefied or compressed inorganic industrial or medical gases
						Manufacture of basic organic chemicals
-5.4	-7.5	-11.7	-14.6	2.0	-11.3	Manufacture of inorganic compounds
						Manufacture of fertilizers
-11.9	-15.1	-15.3	-20.1	25.8	-16.8	Manufacture of associated nitrogen products
-20.4	-9.0	-2.9	14.3	-7.8	1.7	Manufacture of plastics in primary forms
56.8	8.5	-2.7	-20.0	59.1	-6.4	Other industry
24.9	21.4	20.7	17.6	31.9	19.7	Manufacture of other chemical products and man-made fibres
54.0	19.0	31.4	42.7	51.4	31.3	Manufacture of pesticides and other agrochemical products
4.2	18.9	34.5	45.6	40.0	34.3	Manufacture of paints, varnishes and similar coatings ink and mastics
11.8	-0.8	-4.1	-0.8	17.1	-2.8	Manufacture of printing ink
						Manufacture of soap and detergents, cleaning and polishing preparations
29.4	23.0	16.2	3.3	30.5	12.1	Manufacture of perfumes and toilet preparations
						Manufacture of photographic plates, films, sensitized paper and other sensitized unexposed materials
35.3	26.0	9.9	4.6	20.6	12.6	Manufacture of writing and drawing ink
						Manufacture of other chemical products n.e.c.
39.5	38.0	-2.8	-19.2	11.8	2.2	Other industry
7.1	12.0	5.1	0.7	11.7	5.8	Manufacture of pharmaceuticals, medicinal chemical and botanical products
6.0	9.7	4.5	-0.8	11.1	4.3	Manufacture of medicinal active substances to be used for their pharmacological properties in the manufacture of medicaments
11.9	24.1	8.4	7.8	14.6	13.0	Other industry
-11.1	-10.8	-12.6	-8.6	-25.8	-10.2	Manufacture of rubber products
-50.1	-41.4	-43.2	-35.0	-20.2	-39.0	Manufacture of rubber tyres for vehicles
-5.9	29.9	26.8	20.7	3.7	27.0	Manufacture of interchangeable tyre treads and retreading rubber tyres
						Manufacture of other products of natural or synthetic rubber, unvulcanized, vulcanized or hardened
-2.7	-8.6	-26.1	-24.5	-8.4	-19.3	Rubber remilling and latex processing
-8.3	-8.4	-8.3	-3.9	-30.7	-6.5	Manufacture of rubber gloves
-4.5	-10.6	-13.9	-9.0	-4.3	-10.8	Manufacture of other rubber products n.e.c.
1.7	-3.3	-1.2	-0.6	6.3	-1.2	Manufacture of plastics products
						Manufacture of semi-manufactures of plastic products
-7.7	-3.2	-7.7	-7.4	-4.9	-5.8	Manufacture of finished plastic products
25.5	5.4	-1.9	-5.6	30.6	-1.5	Manufacture of plastic articles for the packing of goods
6.6	27.9	33.8	45.5	22.1	38.7	Manufacture of builders' plastics ware
27.3	8.5	19.7	4.8	57.2	10.2	Manufacture of plastic tableware, kitchenware and toilet articles
-22.3	-21.5	-8.0	5.9	-19.1	-6.9	Manufacture of diverse plastic products n.e.c.
7.0	-4.8	-2.1	-4.1	4.4	-3.3	Manufacture of glass and glass products

Jadual Table **1.4b** : Nilai Jualan Sektor Pembuatan Mengikut Kumpulan: Perubahan Peratusan Tahunan
 : Sales Value of Manufacturing Sector by Group: Annual Percentage Change

Kod Kumpulan Group code	Keterangan Kumpulan/Tempoh	2022									
		Jan.	Feb.	Mac	Apr.	Mei	Jun	Jul.	Ogo.	Sep.	Okt.
162	Pembuatan produk daripada kayu, gabus, jerami dan bahan jalinan lain	16.5	11.8	15.4	14.4	24.3	39.9	47.3	15.6	11.2	4.9
16211	Pembuatan kepingan venier dan papan lapis	13.8	13.8	13.3	14.8	22.3	26.5	42.6	6.5	8.3	4.9
16212	Pembuatan papan partikel dan papan gentian	20.8	14.2	26.4	16.4	25.6	32.6	30.6	15.6	6.3	5.2
16221	Pertukangan kayu untuk jurubina	15.7	1.9	-1.6	2.6	32.4	119.0	91.6	22.3	21.3	2.3
	Industri lain	17.5	8.0	15.1	19.3	20.6	64.2	85.3	53.2	36.1	7.0
170	Pembuatan kertas dan produk kertas	16.0	9.1	6.2	11.5	8.3	11.0	13.8	11.9	10.1	6.9
17010	Pembuatan pulpa, kertas dan kertas tebal	31.6	22.8	18.3	24.2	6.5	9.8	14.6	11.2	10.5	7.6
17020	Pembuatan kertas gelugur dan kertas tebal dan bekas daripada kertas dan kertas tebal	1.9	-2.6	-7.5	0.3	0.6	16.5	10.2	7.5	6.3	-1.2
17091	Pembuatan sampul surat dan kad surat	-6.4	-3.1	-6.3	-6.9	8.0	20.3	26.5	28.6	24.6	33.2
17092	Pembuatan kertas kegunaan rumah dan pembersih peribadi	35.3	20.1	21.3	20.3	21.0	12.3	16.5	16.2	13.6	13.2
17093	Pembuatan kertas bergam atau pelekat yang berjalur atau bergulung dan label dan kertas dinding	15.6	16.1	15.1	28.6	24.1	-3.3	19.3	18.9	18.2	26.4
	Industri lain	8.5	0.8	1.1	0.0	1.1	10.8	12.5	12.4	5.6	3.2
181 & 182	Percetakan, aktiviti perkhidmatan berkaitan percetakan dan penerbitan semula media rakaman	7.7	6.8	8.9	9.2	12.7	54.5	33.8	12.7	12.2	8.9
18110	Percetakan	14.8	15.4	17.6	13.4	18.7	51.2	26.8	5.2	5.9	3.0
18120 & 18200	Aktiviti perkhidmatan berkaitan percetakan & Penerbitan semula media rakaman	-15.1	-20.4	-21.0	-5.6	-6.9	69.8	71.0	58.4	48.6	39.3
192 (19201 & 19202)	Pembuatan produk petroleum bertapis	46.2	26.0	35.5	23.2	26.5	59.2	51.8	59.6	60.6	56.0
201	Pembuatan kimia asas, baja dan sebatian nitrogen, plastik dan getah sintetik dalam bentuk primer	3.1	2.3	3.4	13.3	12.8	-0.5	-2.3	-1.7	0.1	-5.7
20111	Pembuatan gas perindustrian atau perubatan bukan organik dalam bentuk cecair atau mampat	-55.3	-62.4	-50.6	-33.2	-23.2	-29.7	-30.6	12.6	89.6	86.5
20112 & 20113	Pembuatan kimia organik asas & Pembuatan sebatian bukan organik	3.1	3.0	2.3	15.0	13.0	-0.5	-2.7	-5.1	0.1	-2.8
20121 & 20129	Pembuatan baja & Pembuatan produk campuran nitrogen	50.8	31.2	32.6	18.4	26.4	23.0	36.8	35.8	27.7	-11.4
20131	Pembuatan plastik dalam bentuk primer	-5.2	-2.7	-2.1	9.0	6.6	-9.6	-13.7	-14.0	-18.6	-23.5
	Industri lain	64.3	54.7	51.9	55.0	61.9	65.2	59.1	54.0	52.6	76.5
202 & 203	Pembuatan produk kimia lain dan serat buatan manusia	33.0	32.9	24.6	30.8	28.3	37.8	47.9	42.8	25.4	20.3
20210	Pembuatan racun perosak dan produk agrokimia lain	62.1	60.3	60.9	55.6	51.2	46.8	36.5	50.7	51.2	38.6
20221	Pembuatan cat, varnis dan penyadur dan mastik	79.3	72.4	33.6	28.5	34.8	66.0	109.1	43.5	6.2	-3.5
20222	Pembuatan dakwat cetak	24.4	21.3	15.6	12.7	18.1	16.3	12.6	19.6	19.5	11.2
20231 & 20232	Pembuatan sabun dan bahan pencuci, penyediaan membersihkan dan mengilap & Pembuatan pewangi dan penyediaan dandanan diri	14.0	18.8	19.0	39.9	28.2	36.0	46.9	46.7	26.8	31.8
20291 & 20292 & 20299	Pembuatan plat fotografi, filem, sensitized paper dan other sensitized unexposed materials & Pembuatan dakwat menulis dan melukis & Pembuatan produk kimia lain t.t.t.l.	11.4	10.7	11.9	16.5	15.2	14.4	19.3	35.6	43.1	29.1
	Industri lain	4.5	3.7	-3.6	-9.8	13.6	13.8	-1.2	38.2	25.3	35.8
210	Pembuatan produk farmaseutikal, kimia perubatan dan botani	24.0	9.1	9.6	15.4	8.3	8.5	15.9	11.7	8.9	7.4
21001	Pembuatan bahan aktif ubat-ubatan untuk digunakan oleh bidang farmakologi dalam pembuatan ubat-ubatan	24.6	10.3	12.3	15.6	5.2	4.8	13.2	11.8	7.7	8.1
	Industri lain	21.0	3.2	-2.8	14.6	26.9	30.9	31.1	11.0	14.8	4.2
221	Pembuatan produk getah	-25.8	-26.0	-30.8	-30.5	-30.7	-30.8	-30.5	-14.6	-13.9	-11.0
22111	Pembuatan tayar getah untuk kenderaan	29.1	15.6	15.1	21.7	21.9	62.5	-66.4	-32.2	-36.0	-60.2
22112	Pembuatan bunga tayar yang boleh ditukar ganti dan tayar celup	-8.0	-9.3	-9.5	-12.7	-10.2	60.1	52.7	13.4	10.0	-10.4
22191 & 22193	Pembuatan produk lain daripada getah asli atau sintetik, tidak divulkan, divulkan atau dikeraskan & Pengilangan semula getah dan prosesan susu getah	-25.9	-28.5	-30.1	-3.4	-11.9	-4.9	17.5	23.1	1.5	-1.9
22192	Pembuatan sarung tangan getah	-31.3	-30.5	-35.2	-37.8	-36.5	-39.4	-32.0	-20.3	-16.3	-5.3
22199	Pembuatan produk getah lain yang t.t.t.l.	-10.3	-13.7	-8.0	-4.6	-9.0	-4.7	5.3	5.4	3.5	-4.5
222	Pembuatan produk plastik	8.1	6.2	5.9	10.5	4.4	4.6	8.5	5.6	6.6	2.4
22201 & 22202	Pembuatan produk plastik separa siap & Pembuatan produk plastik siap	-5.2	-6.6	-6.4	-4.2	-4.2	-2.6	-3.6	-3.9	-5.4	-7.1
22203	Pembuatan artikel plastik untuk pembungkusan barangan	19.8	22.6	20.3	35.3	39.4	39.5	29.8	30.2	38.6	28.8
22204	Pembuatan barangan plastik jurubina	45.2	39.6	30.2	28.6	32.4	20.6	19.2	17.9	3.6	3.5
22205	Pembuatan pinggan mangkuk, peralatan dapur dan barangan tandas daripada plastik	67.7	68.7	70.3	68.9	65.0	45.3	106.3	39.6	40.6	28.6
22209	Pembuatan pelbagai produk plastik t.t.t.l.	-5.8	-9.7	-10.6	-10.8	-32.5	-30.5	-22.5	-21.7	-22.5	-24.3
231 (23101 & 23102 & 23109)	Pembuatan kaca dan produk kaca	-22.5	-9.9	-9.8	-7.7	-2.5	18.8	67.3	66.1	10.2	8.2

2023												Group Description/Period
Nov.	Dis.	Jan.	Feb.	Mac	Apr.	Mei	Jun	Jul.	Ogo.	Sep.	Okt.	
-2.7	-6.6	-6.4	-2.2	-8.1	-7.1	4.6	-9.3	-9.8	-5.9	-6.3	-5.4	Manufacture of products of wood, cork, straw and plaiting materials
-1.2	-7.8	3.4	2.8	-3.2	0.3	16.2	-1.6	-1.0	4.6	1.5	0.02	Manufacture of veneer sheets and plywood
-4.5	-6.5	-15.8	-5.0	-14.8	-14.2	-2.6	-13.6	-17.7	-15.7	-16.4	-14.5	Manufacture of particle board and fibreboard
-3.4	-0.8	-5.9	-6.2	-1.9	-5.6	-6.5	-14.2	-11.2	-1.4	-1.7	-2.8	Manufacture of builders' carpentry
-4.5	-7.6	-22.0	-12.9	-17.4	-19.2	-7.9	-20.8	-19.3	-22.0	-15.5	-6.4	Other industry
2.8	8.8	7.0	16.9	9.5	4.3	8.3	1.9	1.0	1.6	3.0	3.7	Manufacture of paper and paper products
5.7	7.1	-1.4	8.8	-11.0	-14.2	2.8	-9.3	-12.0	-5.2	-1.1	-7.0	Manufacture of pulp, paper and paperboard
-3.1	5.4	5.2	11.8	6.7	-6.9	-2.1	-8.4	-10.8	-11.5	-6.9	-5.0	Manufacture of corrugated paper and paperboard and of containers of paper and paperboard
29.8	28.6	42.7	21.4	24.8	34.1	2.6	0.0	-6.3	-12.1	-15.4	-18.6	Manufacture of envelopes and letter-card
1.7	9.8	5.9	19.7	17.2	15.7	15.8	9.9	15.4	17.8	7.2	12.5	Manufacture of household and personal hygiene paper
19.8	18.0	29.4	32.6	23.4	33.7	15.5	16.8	13.2	2.4	10.2	13.9	Manufacture of gummed or adhesive paper in strips or rolls and labels and wall paper
4.8	13.1	10.4	34.1	39.2	40.3	46.6	36.4	42.0	50.4	51.3	50.1	Other industry
9.4	4.5	3.2	10.2	9.3	2.6	7.6	6.5	6.7	8.9	6.9	7.6	Printing, service activities related to printing and reproduction of recorded media
2.9	-5.4	-4.6	1.4	1.3	-1.6	2.9	2.5	5.0	7.1	6.5	7.1	Printing
37.5	49.9	36.7	50.4	50.2	20.3	27.1	23.5	13.3	16.1	8.7	9.3	Service activities related to printing
												Reproduction of recorded media
32.1	25.4	26.0	25.0	14.5	0.6	2.7	-18.6	-25.6	-20.9	-21.6	-18.4	Manufacture of refined petroleum products
-4.2	-9.6	-7.2	-5.6	-6.6	-6.6	-7.2	-13.2	-12.1	-6.2	-6.4	-5.0	Manufacture of basic chemicals, fertilizer and nitrogen compounds, plastics and synthetic rubber in primary forms
87.6	51.4	49.6	65.2	64.5	-15.6	-25.5	-40.8	-33.3	-40.1	-35.0	-30.0	Manufacture of liquefied or compressed inorganic industrial or medical gases
												Manufacture of basic organic chemicals
-5.0	-7.9	-8.2	-7.0	-7.4	-1.8	-14.5	-17.8	-19.1	-12.1	-12.4	-13.7	Manufacture of inorganic compounds
												Manufacture of fertilizers
-10.3	-13.8	-14.5	-14.7	-16.1	-15.9	-6.0	-24.4	-24.3	-15.2	-20.9	-17.7	Manufacture of associated nitrogen products
-15.5	-22.1	-10.3	-7.9	-8.9	-11.3	4.7	-1.8	7.5	17.5	18.5	19.1	Manufacture of plastics in primary forms
61.7	36.7	6.8	10.0	8.8	-2.9	0.5	-5.7	-15.3	-21.2	-23.1	-11.8	Other industry
27.0	27.0	21.6	19.3	23.1	10.3	30.9	21.7	22.9	16.0	14.5	18.5	Manufacture of other chemical products and man-made fibres
60.5	61.2	24.1	16.7	16.2	16.5	35.0	44.8	56.8	40.9	32.6	38.3	Manufacture of pesticides and other agrochemical products
7.8	8.3	8.4	14.7	34.0	20.5	43.4	39.9	43.6	46.7	46.5	49.7	Manufacture of paints, varnishes and similar coatings ink and mastics
11.8	12.3	-1.0	-0.6	-0.9	-10.4	1.6	-2.9	3.4	-2.5	-3.5	-11.2	Manufacture of printing ink
31.2	25.4	23.4	23.7	22.0	4.3	35.5	11.4	11.4	3.1	-3.5	1.4	Manufacture of soap and detergents, cleaning and polishing preparations
												Manufacture of perfumes and toilet preparations
												Manufacture of photographic plates, films, sensitized paper and other sensitized unexposed materials
34.0	42.8	40.1	22.3	15.7	5.1	12.7	12.2	8.4	-1.2	6.8	8.7	Manufacture of writing and drawing ink
												Manufacture of other chemical products n.e.c.
43.0	40.1	43.7	30.1	40.3	33.3	-9.7	-22.8	-8.2	-38.2	-10.2	1.4	Other industry
6.7	7.2	6.9	15.8	13.6	7.7	9.1	-0.5	-0.3	1.3	1.1	6.1	Manufacture of pharmaceuticals, medicinal chemical and botanical products
												Manufacture of medicinal active substances to be used for their pharmacological properties in the manufacture of medicaments
4.3	5.6	4.6	13.9	10.9	7.1	8.3	-1.2	-2.5	0.0	0.1	4.6	Other industry
17.3	14.1	18.9	25.5	28.0	11.2	12.9	2.6	10.2	7.6	5.8	13.4	Other industry
-11.5	-10.6	-11.7	-10.7	-10.1	-14.2	-10.4	-13.2	-10.8	-8.8	-5.7	-4.2	Manufacture of rubber products
-42.8	-42.4	-40.7	-41.6	-42.0	-49.9	-34.9	-43.2	-42.5	-33.1	-26.3	-21.2	Manufacture of rubber tyres for vehicles
-14.0	9.9	9.2	42.0	39.8	26.3	40.4	15.9	12.2	20.0	30.1	39.4	Manufacture of interchangeable tyre treads and retreading rubber tyres
												Manufacture of other products of natural or synthetic rubber, unvulcanized, vulcanized or hardened
-3.3	-2.7	-7.0	-10.9	-7.9	-30.4	-16.4	-30.0	-27.2	-28.7	-16.5	-10.1	Rubber remilling and latex processing
-9.9	-9.7	-9.6	-7.9	-7.8	-8.3	-8.4	-8.1	-5.8	-3.0	-2.6	-2.1	Manufacture of rubber gloves
-6.5	-2.5	-9.6	-8.9	-12.9	-19.3	-8.6	-13.1	-7.3	-11.4	-8.2	-8.0	Manufacture of other rubber products n.e.c.
2.2	0.7	-6.3	-2.3	-1.4	-7.1	8.1	-3.9	0.6	-1.7	-0.6	2.8	Manufacture of plastics products
												Manufacture of semi-manufactures of plastic products
-8.6	-7.4	-7.7	-0.8	-1.1	-10.0	-0.4	-12.3	-8.8	-8.6	-4.6	-1.6	Manufacture of finished plastic products
24.1	23.8	2.6	5.8	7.9	-3.5	5.3	-7.3	-0.9	-8.7	-6.8	-5.1	Manufacture of plastic articles for the packing of goods
6.3	9.9	-0.1	42.9	41.2	33.4	41.3	26.9	49.5	40.5	46.9	62.9	Manufacture of builders' plastics ware
39.3	15.6	5.6	10.0	9.9	12.3	23.5	24.3	6.3	10.6	-2.1	3.2	Manufacture of plastic tableware, kitchenware and toilet articles
-21.5	-21.1	-20.9	-21.7	-21.9	-22.3	10.5	-6.2	4.5	5.5	7.7	12.2	Manufacture of diverse plastic products n.e.c.
4.4	8.6	2.1	-10.1	-5.8	-3.7	-3.0	1.0	-10.5	-2.4	2.1	0.6	Manufacture of glass and glass products

Jadual Table **1.4b** : Nilai Jualan Sektor Pembuatan Mengikut Kumpulan: Perubahan Peratusan Tahunan
 : Sales Value of Manufacturing Sector by Group: Annual Percentage Change

Kod Kumpulan Group code	Keterangan Kumpulan/Tempoh	2021	2022	2022		
				Q1	Q2	Q3
239	Pembuatan pengeluaran galian bukan logam t.t.t.l.	9.6	16.7	10.3	23.6	32.2
23911 & 23921	Pembuatan mortar refraktori dan konkrit & Pembuatan seramik bukan refraktori	7.0	6.1	-6.5	2.9	68.2
23930	Pembuatan produk porselin dan seramik lain	35.1	8.2	7.4	16.8	15.8
23941	Pembuatan simen hidrolik	5.7	22.1	6.0	23.3	57.1
23951	Pembuatan konkrit dan mortar siap bancuh dan bancuhan kering	12.2	23.8	24.6	40.6	34.1
23952 & 23953 & 23959	Pembuatan konkrit pratuangan, simen atau artikel batu buatan yang digunakan dalam pembinaan; Pembuatan komponen struktur pasang siap untuk bangunan atau kejuruteraan awam dari simen, batu atau konkrit buatan & Pembuatan artikel konkrit, simen dan plaster lain t.t.t.l.	6.0	10.0	8.2	17.5	16.7
23990	Pembuatan produk mineral bukan logam lain t.t.t.l.	27.1	21.8	15.0	28.8	25.0
	Industri lain	11.6	24.9	21.1	38.6	44.8
241 (24101 & 24102 & 24103 & 24104 & 24109)	Pembuatan besi dan keluli asas	9.0	9.6	14.4	17.5	9.4
242 (24201 & 24202 & 24209)	Pembuatan logam asas berharga dan logam bukan ferus lain	7.0	8.8	5.7	15.0	13.1
243	Pengacuan logam	2.0	20.6	20.8	24.6	30.0
251 & 252	Pembuatan produk struktur logam, tangki, takungan, penjana wap, senjata dan peluru	10.5	17.0	16.5	22.8	25.3
25113 & 25119	Pembuatan pintu, tingkap dan bingkai, penutup tingkap dan pintu pagar daripada logam & Pembuatan produk struktur logam lain	9.5	16.9	19.0	25.2	19.3
25120	Pembuatan tangki, takungan dan kontena daripada logam	18.3	18.4	12.4	19.7	41.3
	Industri lain	-20.9	7.6	-6.5	-1.2	33.6
259	Pembuatan lain-lain produk yang direka daripada logam; aktiviti perkhidmatan kerja logam	4.2	10.4	1.7	15.5	27.7
25910	Tempaan, tekanan, hentakan dan bentuk gelekkan logam; serbuk metalurgi	17.2	24.0	16.3	24.0	43.7
25920	Rawatan dan penyalutan logam; menggunakan mesin	35.6	21.8	4.4	26.6	45.7
25991	Pembuatan tin untuk produk makanan dan minuman, tiub dan kotak boleh dilipat	-10.9	-2.5	-1.0	0.2	4.3
25992 & 25993	Pembuatan kabel, plaited bands (jalur/pita berpintal) dan artikel seumpamanya daripada logam & Pembuatan bolt, skru, nat dan produk uliran seumpamanya	0.6	2.7	-4.9	17.4	21.7
25994	Pembuatan barangan rumah daripada logam	51.7	7.7	2.0	-7.8	20.8
25999	Pembuatan produk lain yang direka daripada logam t.t.t.l.	5.5	21.0	5.3	17.1	43.1
	Industri lain	26.7	21.7	30.3	11.1	22.0
261	Pembuatan komponen dan papan elektronik	19.2	28.9	23.1	36.7	31.8
26101 & 26102	Pembuatan diod, transistor dan alatan semikonduktor yang seumpamanya & Pembuatan litar elektronik bersepadu dengan pemasangan mikro	16.6	34.0	34.3	43.3	37.7
26103 & 26104 & 26105	Pembuatan kapasitor dan perintang elektrik & Pembuatan papan litar bercetak & Pembuatan komponen paparan	23.0	21.4	6.5	27.3	23.7
26109	Pembuatan komponen lain untuk aplikasi elektronik	22.1	29.8	28.3	32.4	33.6
262 (26201 & 26202)	Pembuatan komputer dan kelengkapan peranti	4.5	8.0	11.5	10.6	15.8
263/ 26300	Pembuatan peralatan komunikasi	-15.5	0.3	-12.4	4.9	11.6
264/ 26400	Pembuatan peralatan elektronik pengguna	8.3	11.0	14.5	16.6	26.6
265	Pembuatan kelengkapan mengukur, menguji, memandu arah dan kawalan; jam tangan dan jam	8.0	30.3	34.9	37.4	37.7
26511 & 26512	Pembuatan kelengkapan mengukur, menguji, memandu arah dan kawalan & Pembuatan kelengkapan kawalan proses perindustrian	5.0	31.7	37.6	37.2	37.3
26520	Pembuatan jam tangan dan jam dan bahagiannya	33.7	20.9	16.4	38.8	40.9
266/ 26600	Pembuatan peralatan penyinaran, perubatan elektro dan elektroterapeutik	24.7	-34.3	-49.3	-39.4	-36.7

2022		2022		2023		Group Description/Period
Q4	Q1	Q2	Q3	(Jan. - Okt.)	(Jan. - Okt.)	
5.9	8.4	7.9	9.0	19.5	8.4	Manufacture of non-metallic mineral products n.e.c.
-7.2	-7.5	13.3	17.8	9.7	7.7	Manufacture of refractory mortars and concretes
-5.1	-2.8	-14.1	-9.7	11.2	-8.2	Manufacture of non-refractory ceramic
14.9	22.2	13.7	10.1	24.4	14.3	Manufacture of other porcelain and ceramic products
4.1	13.3	8.7	8.1	28.9	9.8	Manufacture of hydraulic cement
						Manufacture of ready-mix and dry-mix concrete and mortars
						Manufacture of precast concrete, cement or artificial stone articles for use in construction
0.4	0.7	6.1	10.8	12.7	6.0	Manufacture of prefabricated structural components for building or civil engineering of cement, concrete or artificial stone
						Manufacture of other articles of concrete, cement and plaster n.e.c.
20.0	8.3	-0.8	2.1	21.4	3.8	Manufacture of other non-metallic mineral products n.e.c.
4.7	5.4	15.9	9.2	30.1	10.2	Other industry
0.5	7.0	6.3	5.8	11.8	6.2	Manufacture of basic iron and steel
4.2	2.6	0.5	-1.2	10.3	1.1	Manufacture of basic precious and other non-ferrous metals
10.1	6.3	5.7	13.8	23.5	9.1	Casting of metals
6.4	7.1	15.8	12.8	19.4	11.6	Manufacture of structural metal products, tanks, reservoirs , steam generators , weapons and ammunition
6.2	4.3	19.0	14.9	19.1	12.1	Manufacture of metal doors, windows and their frames, shutters and gates
6.5	14.3	7.6	9.0	21.5	10.5	Manufacture of other structural metal products
10.8	16.9	18.9	0.9	7.3	10.4	Manufacture of tanks, reservoirs and containers of metal
						Other industry
1.8	5.7	1.7	8.8	12.6	5.6	Manufacture of other fabricated metal products; metal working service activities
15.7	7.9	6.1	4.3	27.0	5.6	Forging, pressing, stamping and roll-forming of metal; powder metallurgy
17.7	33.9	10.6	2.1	22.5	14.1	Treatment and coating of metals; machining
-12.1	-6.9	2.8	9.0	0.0	2.8	Manufacture of tins and cans for food products, collapsible tubes and boxes
-13.4	-9.9	-9.3	8.6	6.7	-3.6	Manufacture of metal cable, plaited bands and similar articles
19.6	17.4	15.2	7.5	5.8	13.4	Manufacture of bolts, screws, nuts and similar threaded products
22.4	28.0	7.0	10.2	20.5	13.8	Manufacture of metal household articles
24.2	39.4	45.1	52.0	20.5	45.3	Manufacture of any other fabricated metal products n.e.c.
						Other industry
25.0	16.5	7.4	-1.5	30.4	5.3	Manufacture of electronic components and boards
23.4	5.7	-2.1	-2.5	37.3	-1.0	Manufacture of diodes, transistors and similar semiconductor devices
						Manufacture of electronic integrated circuits micro assemblies
						Manufacture of electrical capacitors and resistors
27.6	36.1	21.1	-3.7	20.4	13.3	Manufacture of printed circuit boards
						Manufacture of display components
25.6	15.8	33.2	44.2	32.9	32.4	Manufacture of other components for electronic applications
-4.0	-2.6	-1.3	10.6	10.1	1.9	Manufacture of computers and peripheral equipment
0.9	10.8	50.0	69.7	-0.1	42.3	Manufacture of communication equipment
-8.1	-9.3	-3.6	4.4	15.7	-1.8	Manufacture of consumer electronics
16.2	2.9	1.1	0.1	35.4	2.2	Manufacture of measuring, testing, navigating and control equipment; watches and clocks
19.0	4.0	4.4	0.4	36.5	3.7	Manufacture of measuring, testing, navigating and control equipment
-1.6	-6.6	-19.3	-2.6	28.3	-8.4	Manufacture of industrial process control equipment
						Manufacture of watches and clocks and parts
-3.4	27.8	-8.0	-4.6	-41.7	3.8	Manufacture of irradiation, electromedical and electrotherapeutic equipment

Jadual Table **1.4b** : Nilai Jualan Sektor Pembuatan Mengikut Kumpulan: Perubahan Peratusan Tahunan
 : Sales Value of Manufacturing Sector by Group: Annual Percentage Change

Kod Kumpulan Group code	Keterangan Kumpulan/Tempoh	2022									
		Jan.	Feb.	Mac	Apr.	Mei	Jun	Jul.	Ogo.	Sep.	Okt.
239	Pembuatan pengeluaran galian bukan logam t.t.t.l.	9.3	10.3	11.4	16.1	13.1	47.1	44.4	31.2	22.9	7.6
23911 & 23921	Pembuatan mortar refraktori dan konkrit & Pembuatan seramik bukan refraktori	-6.9	-6.1	-6.4	-6.9	-17.5	47.7	137.5	56.2	39.8	-5.0
23930	Pembuatan produk porselin dan seramik lain	7.6	7.4	7.1	8.5	10.0	35.0	42.2	12.8	-1.5	-5.3
23941	Pembuatan simen hidrolik	1.3	7.3	9.4	11.5	10.5	60.3	59.5	58.6	53.3	19.6
23951	Pembuatan konkrit dan mortar siap bancuh dan bancuhan kering	24.6	24.2	24.9	29.6	34.1	62.3	60.2	38.4	12.3	2.2
23952 & 23953 & 23959	Pembuatan konkrit pratuangan, simen atau artikel batu buatan yang digunakan dalam pembinaan; Pembuatan komponen struktur pasang siap untuk bangunan atau kejuruteraan awam dari simen, batu atau konkrit buatan & Pembuatan artikel konkrit, simen dan plaster lain t.t.t.l.	9.6	6.7	8.2	16.7	7.8	30.0	23.1	14.3	13.3	4.4
23990	Pembuatan produk mineral bukan logam lain t.t.t.l. Industri lain	9.6	18.1	17.6	22.5	15.5	51.7	35.4	22.6	17.4	12.3
		25.2	20.3	18.2	11.5	47.2	73.8	79.7	37.9	28.6	5.4
241 (24101 & 24102 & 24103 & 24104 & 24109)	Pembuatan besi dan keluli asas	12.4	13.9	17.1	8.9	15.2	34.2	30.9	9.2	-0.8	-0.4
242 (24201 & 24202 & 24209)	Pembuatan logam asas berharga dan logam bukan ferus lain	6.3	4.9	6.0	11.9	10.5	25.6	38.5	4.5	6.3	6.5
243	Pengacuan logam	16.4	20.9	25.2	9.2	10.4	76.6	51.5	26.8	19.6	12.2
251 & 252	Pembuatan produk struktur logam, tangki, takungan, penjana wap, senjata dan peluru	18.1	17.1	14.2	8.3	11.5	58.0	51.2	23.8	7.6	4.8
25113 & 25119	Pembuatan pintu, tingkap dan bingkai, penutup tingkap dan pintu pagar daripada logam & Pembuatan produk struktur logam lain	20.7	18.8	17.1	5.2	12.2	77.7	42.1	21.3	1.0	3.6
25120	Pembuatan tangki, takungan dan kontena daripada logam Industri lain	14.3	13.2	9.6	19.3	12.3	27.4	80.1	26.9	27.8	6.8
		-11.0	8.0	-13.0	-13.3	-10.6	26.9	39.6	55.9	8.5	15.2
259	Pembuatan lain-lain produk yang direka daripada logam; aktiviti perkhidmatan kerja logam	2.0	0.8	2.4	4.6	4.9	48.2	47.6	31.9	9.7	3.6
25910	Tempaan, tekanan, hentakan dan bentuk gelekkan logam; serbuk metalurgi	11.6	20.8	17.0	16.6	11.2	50.1	49.3	52.4	31.7	25.3
25920	Rawatan dan penyalutan logam; menggunakan mesin	11.0	-0.9	3.5	11.3	19.8	57.4	80.9	30.6	34.2	15.3
25991	Pembuatan tin untuk produk makanan dan minuman, tiub dan kotak boleh dilipat	-0.3	-1.2	-1.6	-1.2	-3.3	5.1	17.7	8.3	-9.0	-9.2
25992 & 25993	Pembuatan kabel, plaited bands (jalur/pita berpintal) dan artikel seumpamanya daripada logam & Pembuatan bolt, skru, nat dan produk uliran seumpamanya	-4.4	-8.2	-2.2	6.6	0.5	70.5	57.0	26.6	-4.9	-11.6
25994	Pembuatan barangan rumah daripada logam	27.7	15.2	-20.6	-28.8	-23.3	75.4	21.3	21.1	19.8	24.0
25999	Pembuatan produk lain yang direka daripada logam t.t.t.l. Industri lain	3.7	7.1	5.2	-1.2	12.1	62.3	53.7	54.3	26.3	21.2
		37.5	43.5	14.3	6.4	3.0	27.6	23.9	20.8	21.4	18.6
261	Pembuatan komponen dan papan elektronik	9.7	21.5	37.5	31.0	39.3	39.7	28.3	33.7	32.9	30.7
26101 & 26102	Pembuatan diod, transistor dan alatan semikonduktor yang seumpamanya & Pembuatan litar elektronik bersepadu dengan pemasangan mikro	14.8	35.5	52.8	41.7	44.1	44.1	28.0	42.3	42.2	30.0
26103 & 26104 & 26105	Pembuatan kapasitor dan perintang elektrik & Pembuatan papan litar bercetak & Pembuatan komponen paparan	-0.3	2.5	16.7	15.3	32.9	33.6	28.3	22.5	21.4	30.8
26109	Pembuatan komponen lain untuk aplikasi elektronik	34.2	21.0	29.4	30.5	32.9	33.6	35.1	32.1	33.8	43.2
262 (26201 & 26202)	Pembuatan komputer dan kelengkapan peranti	17.3	17.1	1.2	16.9	6.7	6.8	6.5	22.3	20.8	-7.3
263/ 26300	Pembuatan peralatan komunikasi	-23.5	-15.6	2.3	2.8	11.8	1.4	-1.7	16.9	17.5	-2.3
264/ 26400	Pembuatan peralatan elektronik pengguna	13.9	4.9	24.6	25.1	10.8	13.5	74.5	12.6	13.8	-8.5
265	Pembuatan kelengkapan mengukur, menguji, memandu arah dan kawalan; jam tangan dan jam	37.9	31.4	34.3	24.1	32.7	53.9	55.8	36.1	25.9	26.3
26511 & 26512	Pembuatan kelengkapan mengukur, menguji, memandu arah dan kawalan & Pembuatan kelengkapan kawalan proses perindustrian	39.4	35.0	37.6	22.4	31.7	55.7	56.4	33.5	27.0	29.9
26520	Pembuatan jam tangan dan jam dan bahagiannya	25.4	10.2	13.2	34.4	39.1	42.6	52.3	57.6	18.3	5.3
266/ 26600	Pembuatan peralatan penyinaran, perubatan elektro dan elektroterapeutik	-55.6	-46.2	-45.3	-28.3	-43.6	-44.6	-44.9	-19.6	-42.5	-43.2

2023												Group Description/Period
Nov.	Dis.	Jan.	Feb.	Mac	Apr.	Mei	Jun	Jul.	Ogo.	Sep.	Okt.	
5.3	5.0	3.8	12.3	9.3	5.7	10.6	7.8	8.1	8.2	10.7	8.2	Manufacture of non-metallic mineral products n.e.c.
												<i>Manufacture of refractory mortars and concretes</i>
-7.4	-8.7	-13.3	-3.7	-5.3	11.4	28.6	2.6	11.6	18.6	22.9	21.1	<i>Manufacture of non-refractory ceramic</i>
-6.3	-3.7	2.5	-2.5	-8.6	-13.6	-12.2	-16.5	-13.4	-6.6	-8.8	-1.0	<i>Manufacture of other porcelain and ceramic products</i>
13.4	12.5	25.3	21.7	19.8	13.7	14.2	13.2	13.6	8.8	8.1	4.1	<i>Manufacture of hydraulic cement</i>
1.2	8.6	8.1	18.7	13.5	8.6	8.9	8.6	10.8	6.5	7.2	6.6	<i>Manufacture of ready-mix and dry-mix concrete and mortars</i>
												<i>Manufacture of precast concrete, cement or artificial stone articles for use in construction</i>
0.3	-2.8	-7.9	6.1	4.8	-0.9	9.4	11.2	8.8	9.9	13.8	10.3	<i>Manufacture of prefabricated structural components for building or civil engineering of cement, concrete or artificial stone</i>
												<i>Manufacture of other articles of concrete, cement and plaster n.e.c.</i>
23.5	24.1	3.5	15.7	5.9	3.2	5.6	-10.3	-8.9	3.7	12.4	8.6	<i>Manufacture of other non-metallic mineral products n.e.c.</i>
7.1	1.8	3.6	5.6	6.9	15.3	15.3	17.2	12.9	6.4	8.6	12.7	<i>Other industry</i>
2.0	-0.1	-3.9	12.6	13.5	2.1	5.1	12.9	13.3	1.2	5.0	4.6	Manufacture of basic iron and steel
2.3	3.8	1.9	1.9	3.9	1.8	6.5	-8.2	-12.9	-0.5	6.5	3.8	Manufacture of basic precious and other non-ferrous metals
12.6	6.0	7.6	9.0	2.5	-1.5	3.6	16.1	16.5	14.2	11.3	13.6	Casting of metals
5.3	9.0	1.9	7.1	12.9	17.5	18.9	11.2	11.2	12.4	14.8	10.5	Manufacture of structural metal products, tanks, reservoirs , steam generators , weapons and ammunition
												<i>Manufacture of metal doors, windows and their frames, shutters and gates</i>
5.1	9.6	-2.9	8.3	8.8	20.5	21.2	15.3	10.2	18.1	16.6	10.3	<i>Manufacture of other structural metal products</i>
6.1	6.7	16.3	2.3	24.5	9.8	12.3	1.6	13.7	1.9	11.5	12.3	<i>Manufacture of tanks, reservoirs and containers of metal</i>
1.4	16.3	10.5	19.9	21.2	21.0	23.7	12.5	9.8	-10.3	5.6	-2.8	<i>Other industry</i>
0.3	1.5	3.3	10.8	3.1	-2.9	4.2	4.2	8.5	8.9	9.0	8.2	Manufacture of other fabricated metal products; metal working service activities
												<i>Forging, pressing, stamping and roll-forming of metal; powder metallurgy</i>
13.8	8.9	8.8	9.1	6.0	5.4	8.3	4.6	6.1	6.7	0.2	1.8	<i>Treatment and coating of metals; machining</i>
10.3	27.3	44.5	48.1	10.9	9.4	16.3	6.7	4.4	4.9	-2.4	4.3	<i>Manufacture of tins and cans for food products, collapsible tubes and boxes</i>
-13.8	-13.1	-13.6	-3.1	-3.3	-3.5	11.6	1.4	6.3	9.0	11.5	17.2	<i>Manufacture of metal cable, plaited bands and similar articles</i>
-14.9	-13.6	-13.5	-4.0	-12.0	-15.6	-10.5	-0.3	6.0	8.0	12.0	5.4	<i>Manufacture of bolts, screws, nuts and similar threaded products</i>
15.6	19.4	20.1	27.2	6.7	22.8	17.5	5.8	4.2	8.8	9.8	15.1	<i>Manufacture of metal household articles</i>
23.7	22.3	26.5	29.7	27.8	2.3	12.2	7.8	13.5	8.0	9.4	8.0	<i>Manufacture of any other fabricated metal products n.e.c.</i>
26.8	27.0	23.0	55.6	43.4	41.2	51.3	43.4	46.0	52.6	57.5	43.7	<i>Other industry</i>
30.7	14.5	13.8	18.4	16.8	9.5	6.5	6.5	3.5	-2.5	-4.6	-7.2	Manufacture of electronic components and boards
												<i>Manufacture of diodes, transistors and similar semiconductor devices</i>
23.4	17.0	6.3	4.8	6.0	-6.3	-0.7	0.4	3.9	-4.8	-5.6	-10.8	<i>Manufacture of electronic integrated circuits micro assemblies</i>
												<i>Manufacture of electrical capacitors and resistors</i>
42.6	11.5	28.5	42.6	36.1	36.4	15.7	13.7	-0.5	-2.3	-7.5	-5.6	<i>Manufacture of printed circuit boards</i>
												<i>Manufacture of display components</i>
27.9	7.0	3.9	21.3	22.3	28.9	29.1	40.8	45.2	40.8	46.3	35.7	<i>Manufacture of other components for electronic applications</i>
-1.3	-3.0	-3.4	-2.3	-2.0	-7.7	12.3	-5.1	12.4	10.9	7.8	4.3	Manufacture of computers and peripheral equipment
-2.5	7.4	6.2	12.3	13.2	51.6	52.6	46.8	81.3	68.7	63.1	35.2	Manufacture of communication equipment
-5.3	-10.8	-16.7	-5.6	-5.5	-14.2	3.7	1.3	5.7	2.1	5.4	6.7	Manufacture of consumer electronics
27.0	-0.1	-10.5	12.1	11.9	2.9	6.8	-4.5	-4.0	-5.0	8.6	9.5	Manufacture of measuring, testing, navigating and control equipment; watches and clocks
												<i>Manufacture of measuring, testing, navigating and control equipment</i>
32.9	0.8	-10.7	14.4	14.1	7.6	10.9	-2.8	-3.8	-4.7	9.1	10.9	<i>Manufacture of industrial process control equipment</i>
-3.3	-6.7	-8.5	-5.4	-5.5	-23.6	-18.2	-16.5	-5.4	-7.0	5.0	-0.4	<i>Manufacture of watches and clocks and parts</i>
60.4	27.6	25.8	26.5	30.8	-15.7	10.1	-13.4	-9.2	-8.9	5.3	10.6	Manufacture of irradiation, electromedical and electrotherapeutic equipment

Jadual Table **1.4b** : Nilai Jualan Sektor Pembuatan Mengikut Kumpulan: Perubahan Peratusan Tahunan
: Sales Value of Manufacturing Sector by Group: Annual Percentage Change

Kod Kumpulan Group code	Keterangan Kumpulan/Tempoh	2021	2022	2022		
				Q1	Q2	Q3
267 (26701 & 26702) & 268 (26800)	Pembuatan peralatan optikal, kelengkapan fotografi, media magnetik dan optikal	18.7	33.7	33.7	36.2	67.7
271	Pembuatan motor elektrik, penjana, transformer dan perkakasan pengagihan dan pengawalan elektrik	21.4	33.3	37.9	36.0	43.8
	27101 Pembuatan motor elektrik, penjana dan transformer	13.1	17.2	25.6	27.1	19.3
	27102 Pembuatan perkakasan pengagihan dan pengawalan elektrik	26.7	42.5	45.1	41.1	58.5
272/ 27200	Pembuatan bateri dan akumulator	-3.7	33.6	25.8	12.8	33.6
273	Pembuatan pendawaian dan peranti pendawaian	26.2	0.0	12.3	6.0	1.3
	27310 Pembuatan kabel gantian optikal	35.4	14.9	33.9	48.7	2.5
	27320 Pembuatan wayar dan kabel elektronik dan elektrik lain	24.2	0.1	11.0	5.4	2.7
	27330 Pembuatan alatan pendawaian pembawa dan bukan pembawa arus untuk litar elektrik (tanpa mengira jenis bahan)	54.9	-7.4	22.1	-1.1	-16.0
274/ 27400	Pembuatan kelengkapan pencahayaan elektrik	-2.8	27.1	28.5	28.0	38.7
275/ 27500	Pembuatan perkakasan domestik	9.5	8.7	7.6	12.3	17.8
279/ 27900	Pembuatan kelengkapan elektrik lain	17.7	4.0	16.7	-2.9	3.7
281 & 282	Pembuatan jentera kegunaan umum dan kegunaan khas	16.2	6.9	9.3	4.6	7.7
	28120 Pembuatan alat-alat kuasa bendalir &	25.9	2.4	-14.7	-1.4	23.3
	28130 Pembuatan pam, pemampat, kepala paip dan injap lain					
	28180 Pembuatan alatan tangan yang menggunakan kuasa dilengkapkan dengan motor elektrik atau bukan motor elektrik atau pneumatik	27.7	1.0	-3.3	-1.4	3.4
	28220 Pembuatan jentera pembentukan logam dan alatan mesin					
	28192 Pembuatan mesin penyaman udara, termasuk untuk kenderaan bermotor	17.8	-6.1	10.9	3.2	-12.6
	28290 Pembuatan lain-lain mesin bertujuan khas t.t.t.l. Industri lain	-11.4 21.7	37.9 10.8	28.5 16.6	15.6 7.5	45.6 8.3
291 (29101 & 29102)	Pembuatan kenderaan bermotor	5.8	12.7	5.8	21.0	22.1
292/ 29200	Pembuatan kerangka (coachwork) untuk kenderaan bermotor; pembuatan treler dan semi treler	19.7	17.6	29.7	19.2	20.6
293/ 29300	Pembuatan alat ganti dan aksesori untuk kenderaan bermotor	5.4	17.9	2.7	19.1	46.2
301 (30110 & 30120)	Pembinaan kapal dan bot	50.7	0.9	7.2	2.6	-3.9
302, 303, 304 & 309	Pembuatan lokomotif keretapi, rolling stock, kapal angkasa dan udara, jentera berkaitan, kenderaan tempur ketenteraan, dan kelengkapan pengangkutan t.t.t.l.	-5.9	17.1	0.4	19.3	38.5
	30910 Pembuatan motosikal	-13.2	26.3	-11.4	21.2	69.4
	30920 Pembuatan basikal dan invalid carriages Industri lain	3.4 -6.6	24.3 9.5	2.3 5.1	40.1 8.7	46.5 21.4
310	Pembuatan perabot	-5.7	9.8	6.7	18.9	29.4
	31001 Pembuatan perabot kayu dan rotan Industri lain	-21.9 26.3	1.0 20.5	-11.9 40.3	2.7 39.3	35.4 23.6
321 (32110 & 32120)	Pembuatan barang kemas, bijouterie dan artikel berkaitan	1.9	25.5	-8.1	19.0	133.9
322, 325 & 329	Pembuatan instrumen muzik, peralatan dan bekalan perubatan dan pergigian dan pembuatan lain t.t.t.l.	7.0	10.7	13.1	13.6	17.0
	32901 Pembuatan alat tulis Industri lain	12.7 5.2	9.5 11.0	-4.0 19.4	1.0 18.5	37.2 11.0
323/ 32300	Pembuatan barangan sukan	-26.7	5.4	-1.4	-12.0	30.1
324/ 32400	Pembuatan permainan dan mainan	3.8	2.6	27.9	16.7	-3.4
331 & 332	Pembaikan pemasangan produk logam, jentera, kelengkapan dan pemasangan jentera perindustrian dan kelengkapan	0.0	7.9	6.1	10.1	10.2
	33150 Pembaikan dan penyelenggaraan kelengkapan pengangkutan kecuali motosikal dan basikal Industri lain	6.2 -2.8	17.8 2.8	13.1 2.6	24.6 3.1	22.4 3.7
Jumlah Pembuatan		15.5	15.8	12.8	17.4	22.5

2022		2022		2023		Group Description/Period
Q4	Q1	Q2	Q3	(Jan. - Okt.)	(Jan. - Okt.)	
9.5	26.0	20.2	22.7	38.2	24.3	Manufacture of optical instruments, photographic equipment, magnetic and optical media
18.6	9.0	5.8	20.9	37.6	12.5	Manufacture of electric motors, generators, transformers and electricity distribution and control apparatus
0.4	-9.8	-18.4	6.9	21.6	-5.3	Manufacture of electric motors, generators and transformers
28.5	18.6	18.2	27.2	46.8	21.0	Manufacture of electricity distribution and control apparatus
58.0	29.0	25.1	-26.0	29.2	-0.5	Manufacture of batteries and accumulators
-16.1	-9.5	-12.8	-8.0	3.7	-9.4	Manufacture of wiring and wiring devices
-8.1	23.6	28.7	39.6	19.0	31.6	Manufacture of fibre optic cables
-15.4	-9.3	-13.5	-9.9	3.8	-10.3	Manufacture of other electronic and electric wires and cables
-28.9	-25.6	-23.3	-5.0	-3.3	-16.8	Manufacture of current-carrying and non current-carrying wiring devices for electrical circuits regardless of material
15.4	9.3	1.2	17.2	25.0	10.5	Manufacture of electric lighting equipment
-1.4	2.8	-0.3	-3.0	11.6	-1.6	Manufacture of domestic appliances
0.7	10.3	24.7	20.7	5.1	17.3	Manufacture of other electrical equipment
6.3	4.9	-2.3	-8.1	6.5	-2.2	Manufacture of general-purpose and special-purpose machinery
1.5	12.7	-21.2	-26.3	3.1	-14.5	Manufacture of fluid power equipment
5.1	6.5	-8.6	-8.3	-0.9	-4.0	Manufacture of other pumps, compressors, taps and valves
-23.6	-21.7	-17.5	-22.8	-2.5	-19.7	Manufacture of power-driven hand tools with self-contained electric or non-electric motor or pneumatic drives
61.4	36.7	10.5	-18.7	32.3	3.7	Manufacture of metal-forming machinery and machine tools
11.8	12.5	16.8	17.0	10.5	15.4	Manufacture of air-conditioning machines, including for motor vehicles
7.0	25.1	5.5	17.5	12.3	17.4	Manufacture of other special-purpose machinery n.e.c.
5.1	5.8	-1.3	26.9	20.2	9.3	Other industry
9.8	14.1	10.8	12.1	18.9	12.6	Manufacture of motor vehicles
-1.3	26.2	31.3	-1.9	1.4	16.3	Manufacture of bodies (coachwork) for motor vehicles; manufacture of trailers and semi-trailers
16.9	-3.7	-6.3	0.2	18.6	-3.6	Manufacture of parts and accessories for motor vehicles
44.1	11.7	-3.2	10.3	23.7	5.8	Building of ships and boats
17.3	-6.5	-15.3	-26.6	26.8	-17.9	Manufacture of railway locomotives, rolling stock, air and spacecraft, related machinery, military fighting vehicles and transport equipment n.e.c
6.1	-8.4	-2.5	11.2	12.1	-0.2	Manufacture of motorcycles
-5.2	-5.7	-1.9	-1.4	14.0	-2.1	Manufacture of bicycles and invalid carriages
-4.4	-9.5	-1.4	-2.6	3.1	-4.0	Other industry
-6.0	-1.5	-2.4	-0.1	28.1	-0.1	Manufacture of furniture
16.8	6.4	-8.1	-7.3	27.9	-3.1	Manufacture of wooden and cane furniture
0.1	4.3	18.3	17.7	12.8	13.9	Other industry
7.7	14.6	11.0	-3.9	10.2	6.6	Manufacture of musical instruments, medical and dental instruments and supplies and other manufacturing n.e.c.
-2.0	1.2	20.7	25.6	13.7	16.3	Manufacture of stationery
15.5	16.6	30.6	11.7	4.4	18.4	Other industry
-23.8	-28.1	-6.5	-5.1	9.1	-13.5	Manufacture of sports goods
6.2	7.4	11.5	10.6	8.4	8.9	Manufacture of games and toys
13.9	10.2	9.3	9.2	19.2	9.1	Repair of fabricated metal products, machinery and equipment and installation of industrial machinery and equipment
2.1	5.9	12.8	11.5	2.9	8.8	Repair and maintenance of transport equipment except motorcycles and bicycles
11.1	8.2	-1.0	-2.9	17.1	0.9	Other industry
						Total Manufacturing

Jadual Table **1.4b** : Nilai Jualan Sektor Pembuatan Mengikut Kumpulan: Perubahan Peratusan Tahunan
 : Sales Value of Manufacturing Sector by Group: Annual Percentage Change

Kod Kumpulan Group code	Keterangan Kumpulan/Tempoh	2022									
		Jan.	Feb.	Mac	Apr.	Mei	Jun	Jul.	Ogo.	Sep.	Okt.
267 (26701 & 26702) & 268 (26800)	Pembuatan peralatan optikal, kelengkapan fotografi, media magnetik dan optikal	22.9	25.0	54.7	29.2	33.4	44.3	110.9	76.3	32.8	-4.9
271	Pembuatan motor elektrik, penjana, transformer dan perkakasan pengagihan dan pengawalan elektrik	30.5	41.3	42.2	34.7	33.7	39.5	60.9	40.6	33.2	24.3
	27101 Pembuatan motor elektrik, penjana dan transformer	25.7	23.2	27.6	29.4	26.3	25.4	27.7	16.5	14.2	4.1
	27102 Pembuatan perkakasan pengagihan dan pengawalan elektrik	33.3	52.0	50.6	37.8	37.6	47.7	84.3	54.6	43.4	35.2
272/ 27200	Pembuatan bateri dan akumulator	13.4	34.2	33.7	3.7	22.9	12.6	25.6	17.0	59.9	64.0
273	Pembuatan pendawaian dan peranti pendawaian	13.5	11.9	11.4	13.6	2.6	1.6	5.3	4.3	-5.2	-16.1
	27310 Pembuatan kabel gantian optikal	22.6	41.1	39.3	49.9	48.8	47.2	9.5	19.6	-20.0	-22.7
	27320 Pembuatan wayar dan kabel elektronik dan elektrik lain	12.5	10.5	9.9	13.2	1.4	1.5	7.1	5.4	-3.9	-14.6
	27330 Pembuatan alatan pendawaian pembawa dan bukan pembawa arus untuk litar elektrik (tanpa mengira jenis bahan)	25.4	21.3	19.8	5.6	2.5	-9.9	-16.1	-15.2	-16.6	-32.4
274/ 27400	Pembuatan kelengkapan pencahayaan elektrik	12.3	38.8	35.6	13.5	35.9	36.2	69.8	34.9	22.9	-14.2
275/ 27500	Pembuatan perkakasan domestik	14.2	-3.7	12.3	13.4	11.6	11.8	15.4	19.9	17.8	2.9
279/ 27900	Pembuatan kelengkapan elektrik lain	8.9	21.8	20.2	-3.5	-2.7	-2.6	5.5	4.1	2.0	3.2
281 & 282	Pembuatan jentera kegunaan umum dan kegunaan khas	16.6	7.3	4.4	4.5	4.4	4.8	18.9	4.1	2.3	2.0
	28120 & 28130 Pembuatan alat-alat kuasa bendalir	37.3	-24.5	-34.1	-3.8	-10.6	10.9	74.4	10.8	10.3	5.4
	28180 & 28220 Pembuatan alatan tangan yang menggunakan kuasa dilengkapkan dengan motor elektrik atau bukan motor elektrik atau pneumatik	-1.7	-3.5	-4.8	-0.4	-1.6	-2.2	2.2	4.1	3.8	-5.7
	28192 Pembuatan mesin penyaman udara, termasuk untuk kenderaan bermotor	8.7	13.5	10.6	8.9	4.8	-3.6	34.5	-25.2	-25.8	-25.1
	28290 Pembuatan lain-lain mesin bertujuan khas t.t.t.l. Industri lain	41.1	22.1	23.2	10.8	20.1	16.5	28.6	54.2	54.0	55.2
		29.9	13.0	8.0	3.4	6.6	12.7	11.1	11.8	2.5	10.6
291 (29101 & 29102)	Pembuatan kenderaan bermotor	9.7	6.6	1.1	3.1	10.8	68.0	28.9	29.8	11.5	-7.6
292/ 29200	Pembuatan kerangka (coachwork) untuk kenderaan bermotor; pembuatan treler dan semi treler	27.4	28.2	32.6	13.6	19.8	28.1	28.0	28.9	9.3	0.6
293/ 29300	Pembuatan alat ganti dan aksesori untuk kenderaan bermotor	3.5	1.1	3.5	5.6	10.8	48.6	51.2	45.7	41.8	2.3
301 (30110 & 30120)	Pembinaan kapal dan bot	10.4	4.7	6.5	4.0	1.4	1.8	11.5	-10.1	-9.5	-1.6
302, 303, 304 & 309	Pembuatan lokomotif keretapi, rolling stock, kapal angkasa dan udara, jentera berkaitan, kenderaan tempur ketenteraan, dan kelengkapan pengangkutan t.t.t.l.	-0.9	2.7	-0.1	7.9	18.0	38.0	50.8	32.1	34.4	30.6
	30910 Pembuatan motosikal	-11.2	-10.7	-12.2	5.9	12.7	58.0	74.0	67.2	67.1	61.2
	30920 Pembuatan basikal dan invalid carriages Industri lain	-5.7	12.3	3.5	10.3	20.3	157.6	123.3	27.9	25.3	24.3
		6.8	5.0	3.6	7.7	19.9	0.9	17.6	19.9	26.7	23.1
310	Pembuatan perabot	8.0	5.8	6.2	18.8	10.8	30.2	82.8	20.2	11.0	-3.3
	31001 Pembuatan perabot kayu dan rotan Industri lain	-9.6	-14.5	-11.6	-2.3	-8.7	25.6	73.5	23.5	23.4	3.5
		38.1	43.0	40.1	45.6	35.3	35.9	94.3	16.8	0.9	-9.0
321 (32110 & 32120)	Pembuatan barang kemas, bijouterie dan artikel berkaitan	-7.9	-7.8	-8.6	-8.7	9.3	94.9	253.3	198.9	62.3	21.2
322, 325 & 329	Pembuatan instrumen muzik, peralatan dan bekalan perubatan dan pergigian dan pembuatan lain t.t.t.l.	15.0	14.4	10.0	11.0	9.5	21.2	23.4	18.7	9.8	-1.7
	32901 Pembuatan alat tulis Industri lain	0.3	-1.1	-10.0	-5.8	-4.3	15.2	48.6	31.9	31.8	11.6
		20.1	19.9	18.3	17.4	15.0	23.5	15.5	14.2	4.4	-5.4
323/ 32300	Pembuatan barangan sukan	1.2	1.3	-5.9	-7.7	-24.2	-1.5	47.0	24.1	21.3	29.6
324/ 32400	Pembuatan permainan dan mainan	48.7	48.9	-0.7	7.9	5.8	74.3	-10.5	27.8	-16.7	-25.3
331 & 332	Pembaikan pemasangan produk logam, jentera, kelengkapan dan pemasangan jentera perindustrian dan kelengkapan	9.6	2.4	6.1	9.4	9.0	12.3	10.5	10.3	9.8	6.8
	33150 Pembaikan dan penyelenggaraan kelengkapan pengangkutan kecuali motosikal dan basikal Industri lain	7.1	9.5	20.6	23.5	25.4	25.7	28.8	27.5	15.6	16.5
		10.9	-0.6	-2.0	2.0	1.7	6.2	2.0	2.4	6.1	1.8
Jumlah Pembuatan		13.1	11.2	13.9	13.2	15.7	23.4	23.8	24.4	19.5	12.9

2023												Group Description/Period
Nov.	Dis.	Jan.	Feb.	Mac	Apr.	Mei	Jun	Jul.	Ogo.	Sep.	Okt.	
22.3	12.9	21.8	28.7	27.5	23.0	38.7	5.0	16.3	23.2	28.8	36.5	Manufacture of optical instruments, photographic equipment, magnetic and optical media
23.9	8.5	14.3	10.5	3.1	-1.6	13.7	6.3	17.6	19.8	25.2	14.4	Manufacture of electric motors, generators, transformers and electricity distribution and control apparatus
15.9	-16.1	-7.6	-3.4	-17.4	-25.1	-9.8	-18.7	-7.8	11.5	17.6	10.9	Manufacture of electric motors, generators and transformers
28.0	22.7	26.5	17.1	13.2	11.2	25.3	18.6	29.9	23.5	28.4	15.9	Manufacture of electricity distribution and control apparatus
36.0	76.2	34.6	33.5	18.9	39.8	27.6	12.7	-27.8	-25.6	-24.9	-26.9	Manufacture of batteries and accumulators
-16.8	-15.4	-13.1	-5.5	-9.5	-19.0	-8.2	-10.4	-8.9	-10.7	-4.5	-2.5	Manufacture of wiring and wiring devices
5.4	-5.6	29.5	20.3	21.3	8.1	42.7	38.6	38.0	41.5	39.1	40.9	Manufacture of fibre optic cables
-15.8	-15.9	-13.2	-5.4	-9.1	-19.2	-9.5	-11.2	-10.1	-13.3	-6.3	-4.4	Manufacture of other electronic and electric wires and cables
-37.5	-13.7	-29.3	-19.8	-27.2	-30.2	-16.4	-22.6	-17.4	-1.1	5.2	6.2	Manufacture of current-carrying and non current-carrying wiring devices for electrical circuits regardless of material
33.0	41.8	19.2	12.1	-1.0	-1.2	6.8	-1.8	24.7	15.9	12.2	18.9	Manufacture of electric lighting equipment
-2.3	-4.5	-9.3	11.8	7.8	-1.9	0.8	0.3	-3.4	0.5	-6.2	-12.1	Manufacture of domestic appliances
2.9	-3.6	10.2	10.8	9.8	19.8	35.4	19.7	30.8	17.8	15.0	8.0	Manufacture of other electrical equipment
5.0	11.9	2.5	5.7	6.6	-4.2	5.5	-7.4	-8.9	-9.7	-5.7	-3.4	Manufacture of general-purpose and special-purpose machinery
5.0	-6.0	11.5	24.1	2.4	-25.5	-13.2	-23.7	-30.6	-39.1	-9.9	-12.5	Manufacture of fluid power equipment
9.9	11.6	5.2	6.1	8.4	-11.6	-5.3	-8.7	-14.2	-6.3	-4.2	-3.0	Manufacture of other pumps, compressors, taps and valves
-30.2	-14.7	-23.6	-22.8	-18.5	-21.2	-2.6	-27.1	-29.5	-20.7	-18.1	-11.9	Manufacture of power-driven hand tools with self-contained electric or non-electric motor or pneumatic drives
54.6	73.7	32.8	37.6	39.8	28.7	18.6	-9.5	-3.7	-32.8	-17.3	-15.1	Manufacture of metal-forming machinery and machine tools
14.2	10.5	9.0	15.5	13.5	8.8	20.7	20.8	16.2	21.5	13.0	14.8	Manufacture of air-conditioning machines, including for motor vehicles
10.5	17.6	23.2	18.7	33.5	-13.4	22.3	9.3	26.7	16.0	11.1	25.8	Manufacture of motor vehicles
7.8	7.1	8.9	15.5	-3.6	-15.2	6.7	10.0	43.3	29.2	11.5	12.7	Manufacture of bodies (coachwork) for motor vehicles; manufacture of trailers and semi-trailers
13.4	13.7	16.0	17.9	9.4	-1.2	22.4	11.7	14.8	12.1	9.4	15.4	Manufacture of parts and accessories for motor vehicles
-1.9	-0.2	16.1	27.6	34.9	39.8	41.3	12.7	-5.5	-3.7	2.8	0.2	Building of ships and boats
12.2	10.1	-5.4	-1.8	-3.5	-15.8	-1.1	-0.2	2.3	1.0	-2.5	-6.5	Manufacture of railway locomotives, rolling stock, air and spacecraft, related machinery, military fighting vehicles and transport equipment n.e.c
40.2	35.3	12.1	14.6	8.9	-12.3	-3.6	6.9	10.9	8.7	11.1	5.0	Manufacture of motorcycles
21.7	6.6	-6.4	8.4	-17.6	-18.2	-12.8	-14.7	-22.4	-25.7	-31.2	-30.2	Manufacture of bicycles and invalid carriages
-2.6	1.4	-12.0	-13.0	-1.0	-16.2	8.2	4.8	12.3	13.6	8.0	1.9	Other industry
-6.0	-6.2	-9.9	-3.3	-3.6	-8.4	8.1	-5.4	-1.3	0.3	-2.8	8.1	Manufacture of furniture
-5.6	-9.7	-15.2	-3.2	-9.3	-2.6	10.9	-12.6	-5.0	1.0	-3.7	6.1	Manufacture of wooden and cane furniture
-6.4	-2.6	-4.0	-3.4	3.2	-13.4	5.8	2.9	2.8	-0.5	-1.9	10.0	Other industry
17.5	12.3	4.8	9.5	5.3	-7.8	-7.9	-8.6	-8.8	-10.2	-3.7	2.5	Manufacture of jewellery, bijouterie and related articles
2.2	-0.1	1.4	7.4	4.1	11.4	28.9	15.1	17.8	18.1	17.1	17.5	Manufacture of musical instruments, medical and dental instruments and supplies and other manufacturing n.e.c.
8.9	3.0	16.9	18.6	8.6	14.3	14.6	4.3	-7.8	-5.0	2.2	6.9	Manufacture of stationery
0.3	-1.0	-3.1	4.1	2.7	10.5	33.6	18.9	28.1	27.3	21.7	20.9	Other industry
9.9	9.9	17.1	11.2	21.2	32.4	39.6	18.6	16.3	11.8	7.0	6.5	Manufacture of sports goods
-19.4	-26.7	-28.1	-37.0	-18.9	-21.2	2.2	5.8	-0.9	-6.5	-7.2	-6.9	Manufacture of games and toys
5.1	6.7	3.7	15.4	4.5	9.8	12.4	12.9	10.8	11.0	10.2	3.0	Repair of fabricated metal products, machinery and equipment and installation of industrial machinery and equipment
16.1	9.2	9.4	28.5	-0.3	12.6	6.7	6.5	2.8	15.0	9.4	5.8	Repair and maintenance of transport equipment except motorcycles and bicycles
-0.4	5.4	0.8	9.5	7.8	8.1	15.6	16.4	15.5	8.7	10.8	1.4	Other industry
11.8	8.8	6.5	10.3	8.0	-2.0	3.3	-4.0	-3.0	-3.3	-2.4	-1.4	Total Manufacturing

Jadual **1.4c** : Nilai Jualan Sektor Pembuatan Mengikut Kumpulan: Perubahan Peratusan Bulanan/Suku Tahunan
 Table : Sales Value of Manufacturing Sector by Group: Monthly/Quarterly Percentage Change

Kod Kumpulan Group code	Keterangan Kumpulan/Tempoh	2022				2023			2022					
		Q1	Q2	Q3	Q4	Q1	Q2	Q3	Jan.	Feb.	Mac	Apr.	Mei	Jun
101	Pemrosesan dan pengawetan daging	0.3	2.1	1.5	3.2	-0.5	5.5	-2.8	4.8	-5.5	-3.6	7.3	1.0	-3.7
102	Pemrosesan dan pengawetan ikan, krustasea dan moluska	-7.1	0.0	-2.0	2.5	0.7	2.6	4.4	-1.8	-10.6	7.0	-1.7	0.1	3.0
10201 & 10202	Pengetinan ikan, krustasea dan moluska	-7.2	0.4	-2.6	2.2	0.2	2.6	4.7	-1.8	-10.7	7.0	-1.5	0.5	2.8
	Pemrosesan dan pengawetan ikan, krustasea dan moluska Industri lain	-5.8	-6.6	8.1	6.8	7.4	1.3	-0.4	-2.4	-8.5	7.4	-5.4	-7.1	5.7
103	Pemrosesan dan pengawetan buah-buahan dan sayur - sayuran	6.0	-0.7	2.6	3.5	10.3	16.0	3.3	13.9	-11.1	-2.9	4.3	-0.8	5.0
10303 & 10304	Pengetinan nanas	-7.7	2.7	28.2	5.1	8.4	28.3	3.2	11.9	-9.9	-15.7	11.3	-7.3	40.6
	Pembuatan jem, marmalad dan sajian jeli Industri lain	9.4	-1.4	-2.8	3.1	10.9	12.6	3.3	14.3	-11.4	-0.1	3.0	0.5	-1.5
104	Pembuatan minyak dan lemak daripada sayuran dan haiwan	-20.8	41.6	-6.5	0.3	-21.1	0.8	8.1	-13.1	-7.4	-0.9	38.3	7.0	3.0
10404 & 10406	Pembuatan minyak sayuran mentah dan bertapis	-2.8	28.7	13.5	-12.0	-4.9	5.1	1.1	3.1	-12.2	9.4	17.9	6.6	8.9
10405	Pembuatan minyak kelapa Industri lain	15.7	-3.3	14.2	-3.9	-20.3	-13.8	13.2	9.4	7.3	1.8	-10.6	5.9	1.4
		-22.8	43.6	-8.9	2.0	-23.1	0.3	9.1	-14.9	-7.0	-2.1	41.6	7.0	2.3
105	Pembuatan produk tenusu	3.9	3.2	1.8	-1.3	0.2	4.1	-7.8	8.0	-2.6	1.6	3.1	-0.4	0.6
10502	Pembuatan susu pekat, tepung dan sejat Industri lain	4.1	3.7	1.3	-1.0	0.7	3.8	-9.2	8.1	-2.4	1.7	3.6	-0.4	0.3
		2.0	-4.4	8.2	-6.2	-6.5	7.8	13.8	7.2	-5.4	-0.3	-3.5	-0.9	5.4
106	Pembuatan produk bijian, kanji dan produk berkanji	8.8	10.3	-6.1	4.3	1.5	1.6	-1.3	9.3	-0.6	6.6	12.7	-6.1	-6.1
10611 & 10613	Pengilangan beras	9.9	18.0	-7.3	0.6	2.4	3.6	-4.8	8.2	8.0	0.7	30.2	-12.4	-12.9
	Pengilangan tepung Industri lain	9.1	3.4	-5.1	7.1	1.7	0.2	2.2	11.4	-7.6	13.1	-3.4	1.7	0.7
		-10.4	3.8	-0.5	19.7	-13.8	-7.1	2.7	-4.8	-10.3	1.8	9.4	-5.7	3.6
107	Pembuatan produk makanan lain	2.5	4.8	1.3	-0.1	0.9	4.6	1.8	5.2	-6.0	6.1	3.7	-2.9	3.4
10711 & 10712	Pembuatan biskut dan cookies	17.9	6.1	-5.8	6.4	-1.0	13.5	11.3	12.2	-3.9	2.3	25.8	-23.1	-1.4
10713 & 10721	Pembuatan roti, kek dan produk bakeri lain	0.7	13.3	-0.1	-4.9	10.0	6.0	-3.1	6.1	-5.4	2.3	6.2	7.6	5.5
10721 & 10731	Pembuatan produk snek	5.5	4.5	-5.4	7.0	-4.6	14.1	7.9	2.6	-1.7	9.3	3.8	-6.9	0.4
10731 & 10732	Pembuatan gula	-7.7	-5.2	-3.6	2.2	-0.6	16.0	9.1	2.8	-15.9	-0.3	6.2	-14.2	15.9
10732 & 10733	Pembuatan produk koko	1.3	-6.5	4.9	4.5	2.1	-3.8	2.1	11.1	-1.9	-14.2	4.7	-0.6	0.6
10733 & 10793	Pembuatan coklat dan produk coklat	6.3	7.0	-0.3	-3.3	-1.4	0.2	-2.4	7.2	-6.2	15.3	1.7	-0.7	-4.9
10793 & 10799	Pembuatan konfeksi gula	-5.2	-4.9	-3.9	7.2	-1.5	1.0	8.0	-4.7	-4.6	4.9	1.9	-13.9	3.7
	Pembuatan sos dan bahan perasa	10.6	4.4	10.3	4.0	-6.3	-1.8	3.1	10.8	-3.6	9.7	-1.9	-0.6	5.3
	Pembuatan produk makanan lain t.t.t.l. Industri lain	-2.1	3.1	7.9	-0.5	0.8	5.2	2.6	-1.6	-4.9	8.6	-1.9	-3.2	10.4
108/10800	Pembuatan makanan haiwan tersedia	1.7	18.8	1.1	-2.7	2.9	14.8	2.9	6.2	-7.4	-2.4	24.2	-0.8	1.1
110	Pembuatan minuman ringan	5.9	-5.1	6.7	0.3	-1.4	-2.3	4.9	6.7	0.3	6.1	3.9	-18.9	1.1
11041 & 11042	Pembuatan minuman ringan	0.8	-10.1	5.5	7.4	-4.3	-1.2	9.7	-2.9	6.7	6.2	4.0	-27.5	-1.1
	Pengeluaran air mineral semulajadi dan minuman lain yang dibotolkan Industri lain	3.4	-3.9	3.4	-5.9	3.1	3.1	8.0	0.3	6.9	7.7	0.7	-18.4	4.7
		16.0	2.2	9.2	-7.3	2.0	-5.4	-3.4	26.5	-10.4	5.5	4.8	-4.7	2.9
120/12000	Pembuatan produk tembakau	-8.1	-22.9	-13.2	36.0	29.1	-16.7	-19.0	-14.9	1.0	9.4	-9.0	-27.4	-8.8
131	Pemintalan, penenunan dan penyiapan tekstil	4.5	-3.0	-2.6	2.5	-8.9	0.3	-6.9	-0.3	-3.2	3.6	-3.3	-6.5	10.8
13110 & 13120	Penyediaan dan pemintalan gentian tekstil	10.0	-4.1	-2.6	3.7	-5.6	-0.8	-11.1	-0.4	0.8	3.5	-4.6	-5.6	5.3
13132	Penenunan tekstil													
	Pewarnaan, pelunturan, percetakan dan penyiapan akhir benang dan fabrik Industri lain	-8.4	0.2	-2.9	-0.5	-18.9	4.4	7.2	-0.1	-13.8	3.4	1.0	-9.7	28.4
		-22.6	-1.9	0.6	-10.9	-12.1	-12.8	-1.5	-3.8	-20.1	9.7	-8.0	11.2	2.8
139	Pembuatan tekstil lain	-2.0	-0.6	-0.9	4.9	7.1	-2.5	0.5	0.3	-7.8	2.3	-1.4	0.1	6.1
13910	Pembuatan fabrik dikait dan dikrusye Industri lain	-4.5	-2.3	-2.6	4.8	-0.3	-2.6	-4.1	-3.5	-7.1	3.4	-5.0	2.5	4.3
		0.2	0.9	0.4	5.0	13.0	-2.4	3.7	3.6	-8.4	1.4	1.7	-1.9	7.6
141	Pembuatan pakaian, kecuali pakaian berbulu	-1.2	-10.0	0.2	10.6	2.6	-6.1	0.6	-3.1	-1.4	1.7	-4.1	-6.8	-6.9
14102	Pembuatan pakaian Industri lain	-3.0	-9.7	2.1	10.6	0.7	-4.1	1.0	-5.0	-2.6	1.4	-3.5	-7.3	-5.3
		12.1	-11.7	-12.0	10.9	16.6	-18.9	-2.8	12.3	7.3	3.2	-8.2	-3.4	-17.4
142 & 143	Pembuatan artikel daripada kulit bulu dan pakaian yang dikait dan dikrusye	-7.0	-10.7	8.3	12.0	9.8	-10.0	3.5	-2.2	-14.0	-1.6	-7.4	1.6	5.3
151 (15110 & 15120)	Penyamakan dan pembersihan kulit, pembuatan bagasi, beg tangan, pelana dan abah-abah pembersihan dan pewarnaan bulu	2.0	-18.9	13.9	25.0	-7.8	-13.6	6.2	1.3	-0.7	-2.5	-14.4	-7.7	5.5
152	Pembuatan kasut	4.2	-10.7	4.4	10.7	2.9	-2.5	2.6	1.9	-8.4	13.7	-12.8	0.5	-10.0
15201 & 15203	Pembuatan kasut kulit	0.9	-11.3	19.1	8.8	-1.4	-2.4	6.1	3.9	-21.4	27.8	-19.5	1.3	3.4
	Pembuatan kasut getah Industri lain	9.5	-9.8	-17.4	14.7	11.7	-2.7	-3.6	-1.5	14.5	-3.3	-2.2	-0.6	-28.0
161/16100	Pengilangan dan pengetaman kayu	9.0	-31.0	18.5	15.4	7.7	-29.9	5.8	8.8	-18.7	21.7	-18.4	-29.9	-1.1

2023																Group Description/Period
Jul.	Ogo.	Sep.	Okt.	Nov.	Dis.	Jan.	Feb.	Mac	Apr.	Mei	Jun	Jul.	Ogo.	Sep.	Okt.	
-0.3	7.6	-2.8	6.9	-2.6	-6.8	1.9	5.4	-0.9	4.8	0.2	-1.8	-3.6	2.9	0.2	-0.03	Processing and preserving of meat
-10.3	12.0	-2.5	-0.4	3.2	-3.6	8.1	-10.7	5.2	-3.0	12.3	-5.3	4.8	-1.2	0.7	3.2	Processing and preserving of fish, crustaceans and molluscs
-10.7	12.2	-3.2	-0.5	4.0	-4.4	8.6	-11.6	5.5	-2.9	12.6	-5.2	5.6	-1.6	0.0	3.4	<i>Canning of fish, crustaceans and molluscs</i>
-1.4	7.3	9.7	1.2	-9.1	10.3	1.6	2.5	1.8	-3.8	8.1	-5.9	-6.6	6.2	11.7	-0.1	<i>Processing, curing and preserving of fish, crustacean and molluscs</i>
-1.4	7.3	9.7	1.2	-9.1	10.3	1.6	2.5	1.8	-3.8	8.1	-5.9	-6.6	6.2	11.7	-0.1	<i>Other industry</i>
-6.4	9.0	1.3	-2.4	6.9	-6.5	4.7	3.5	16.1	-2.4	8.0	4.0	-3.2	-1.3	7.2	-1.5	Processing and preserving of fruits and vegetable
-2.7	7.8	10.1	-2.9	8.6	-17.8	8.7	6.8	17.9	-5.2	21.8	11.4	-10.1	-3.2	9.0	2.9	<i>Pineapple canning</i>
-7.4	9.3	-1.1	-2.2	6.4	-3.1	3.7	2.6	15.5	-1.6	4.1	1.6	-0.8	-0.7	6.6	-2.9	<i>Manufacture of jams, marmalades and table jellies</i>
-7.4	9.3	-1.1	-2.2	6.4	-3.1	3.7	2.6	15.5	-1.6	4.1	1.6	-0.8	-0.7	6.6	-2.9	<i>Other industry</i>
-14.5	4.4	5.8	-4.1	-3.2	5.0	-18.1	-5.4	-6.8	5.1	3.6	0.4	-3.9	8.7	14.1	0.9	Manufacture of vegetable and animal oils and fats
7.0	-0.5	-4.1	-10.7	-6.7	19.6	-17.4	6.7	1.2	0.3	6.4	-6.9	-1.4	6.5	3.0	-2.3	<i>Manufacture of crude and refined vegetable oil</i>
9.8	7.8	-11.3	-1.3	-4.5	18.9	-17.8	-13.9	-9.7	-11.6	25.8	-16.3	10.3	10.5	1.4	10.0	<i>Manufacture of coconut oil</i>
-17.1	5.1	7.3	-3.3	-2.8	3.2	-18.1	-6.9	-8.0	6.0	3.0	1.7	-4.4	9.0	15.8	1.3	<i>Other industry</i>
-3.5	10.2	-4.2	-2.5	2.8	-2.7	-3.1	2.6	7.9	-1.1	2.1	-6.3	-6.9	6.0	-3.3	2.3	Manufacture of dairy products
-4.0	10.7	-4.5	-2.3	3.1	-2.8	-3.6	3.8	8.2	-1.3	1.7	-7.0	-7.6	6.0	-4.0	2.6	<i>Manufacture of condensed, powdered and evaporated milk</i>
3.2	2.7	-0.9	-5.1	-0.9	-2.3	3.7	-13.4	2.9	3.0	9.7	4.1	2.1	5.2	5.5	-0.2	<i>Other industry</i>
-5.4	7.6	2.0	0.3	-0.7	2.0	-4.7	6.7	2.6	-2.0	3.7	-7.6	-0.6	3.1	4.2	-0.5	Manufacture of grain mill products, starches and starch products
-2.9	13.1	3.4	-3.6	-2.7	0.03	-7.4	17.4	0.2	-0.4	5.3	-13.5	0.2	2.3	4.7	-2.13	<i>Rice milling</i>
-7.8	2.8	0.1	3.7	1.3	4.3	-1.9	-2.0	5.4	-3.6	2.3	-1.5	-1.5	4.2	3.4	1.0	<i>Flour milling</i>
-3.6	-0.1	9.0	14.5	-0.1	-3.4	-7.4	-6.9	-0.1	-2.7	-2.4	-1.1	1.4	-1.3	11.2	0.2	<i>Other industry</i>
-2.0	5.2	-3.9	0.9	-0.1	0.04	-0.6	1.2	2.1	-2.1	9.4	-3.5	-1.9	4.1	1.5	1.6	Manufacture of other food products
-0.04	9.8	-4.9	5.5	2.3	-1.1	-6.3	8.1	0.8	-0.2	15.9	-0.7	6.0	0.5	0.7	7.9	<i>Manufacture of biscuits and cookies</i>
-3.6	1.5	-9.8	-0.5	-0.6	7.1	6.4	-4.6	6.3	-4.7	14.2	-2.4	-4.3	2.6	-9.0	0.7	<i>Manufacture of bread, cakes and other bakery products</i>
-9.8	9.5	2.5	2.7	-1.2	0.9	-10.9	3.4	13.3	-1.5	10.3	-3.3	-1.2	9.3	5.3	1.3	<i>Manufacture of snack products</i>
-9.3	2.5	-0.3	1.3	-0.4	1.4	-2.9	2.7	-0.8	-0.2	18.2	9.3	-7.5	4.3	8.1	3.5	<i>Manufacture of sugar</i>
4.6	2.4	-4.3	7.4	-0.8	-0.1	0.4	11.1	-14.4	-0.3	10.4	-9.1	5.7	-0.5	0.3	8.5	<i>Manufacture of cocoa products</i>
0.04	7.1	-4.0	-0.5	-2.5	-1.9	1.6	-1.7	1.1	-1.0	6.8	-9.5	-2.4	6.0	2.1	-0.4	<i>Manufacture of chocolate and chocolate products</i>
-3.9	5.1	-1.6	4.8	6.5	-7.3	-5.9	10.3	2.8	1.8	-12.7	9.8	-2.5	9.6	7.1	0.02	<i>Manufacture of sauces and condiments</i>
-1.8	14.3	-2.0	2.4	1.3	-6.8	-4.9	3.4	1.9	-3.9	4.4	-8.7	-1.0	8.8	9.2	3.0	<i>Manufacture of other food products n.e.c.</i>
1.6	1.3	-0.6	-1.6	1.6	0.4	-3.3	3.2	3.6	-2.3	7.4	-2.5	-0.2	0.9	4.7	-1.0	<i>Other industry</i>
0.7	-1.8	3.7	-2.4	-3.8	1.4	-0.3	2.3	6.0	6.5	5.1	-1.1	1.9	-0.03	0.3	0.7	Manufacture of prepared animal feeds
10.3	6.8	-3.1	5.6	-5.6	-4.1	1.5	-0.4	6.8	0.4	-6.3	-8.0	10.4	5.5	-2.5	12.4	Manufacture of beverages
19.3	5.2	-8.5	16.2	-5.7	0.9	-7.9	3.6	8.5	0.6	-10.5	-3.0	20.2	-2.2	-5.2	16.8	<i>Manufacture of soft drinks</i>
7.7	3.5	-6.7	-0.3	-0.6	-5.7	-2.8	11.9	6.9	0.4	-4.8	-6.0	9.6	7.0	-0.8	-2.4	<i>Production of natural mineral waters and other bottled waters</i>
0.2	10.1	5.4	-5.6	-6.9	-10.9	18.5	-8.7	4.2	0.3	-0.1	-15.7	-4.9	20.5	1.4	10.4	<i>Other industry</i>
-0.7	12.7	-9.0	35.7	7.5	-6.3	30.3	-11.5	29.7	-20.7	4.9	-30.3	-1.5	11.0	-8.2	33.2	Manufacture of tobacco products
-4.1	-1.4	-6.3	2.1	4.9	6.1	-10.8	-8.9	8.8	-4.0	5.0	-4.0	-4.1	1.9	-9.0	2.0	Spinning, weaving and finishing of textiles
-2.6	1.9	-8.2	0.7	8.2	8.1	-9.3	-9.2	8.3	-3.7	5.9	-8.3	-3.6	0.1	-12.4	0.5	<i>Preparation and spinning of textile fibres</i>
-2.6	1.9	-8.2	0.7	8.2	8.1	-9.3	-9.2	8.3	-3.7	5.9	-8.3	-3.6	0.1	-12.4	0.5	<i>Weaving of textiles</i>
-8.0	-10.6	0.2	6.0	-4.0	0.4	-16.6	-7.5	10.9	-4.9	1.7	12.1	-5.8	7.0	1.0	5.7	<i>Dyeing, bleaching, printing and finishing of yarns and fabrics</i>
0.3	2.3	-18.7	5.1	1.2	-11.3	12.5	-23.1	-0.7	-4.6	8.9	-13.3	2.5	16.0	-20.5	1.9	<i>Other industry</i>
-2.5	-4.0	1.0	3.9	2.4	0.3	6.4	-0.05	-0.8	-2.1	-0.1	0.7	-1.5	1.6	1.5	5.2	Manufacture of other textiles
-3.5	-3.8	-0.1	6.0	0.8	-1.0	0.01	0.2	-0.1	-2.6	-0.2	0.3	-4.6	1.6	-2.1	3.8	<i>Manufacture of knitted and crocheted fabrics</i>
-1.6	-4.1	1.8	2.2	3.6	1.3	11.4	-0.2	-1.3	-1.8	0.04	1.0	0.6	1.6	3.9	6.0	<i>Other industry</i>
6.6	1.9	-0.2	2.9	8.7	3.5	-2.8	0.7	-0.2	-5.3	1.1	-4.7	5.6	-3.6	1.4	3.9	Manufacture of wearing apparel, except fur apparel
8.0	1.7	-1.5	2.9	9.2	5.1	-4.5	-0.04	-2.0	-2.2	1.7	-5.2	6.6	-3.6	-0.1	4.0	<i>Manufacture of clothings</i>
-3.8	3.4	9.9	2.6	5.1	-8.1	12.2	5.8	12.3	-24.2	-3.5	-0.8	-2.7	-4.1	14.1	2.9	<i>Other industry</i>
1.3	-4.9	18.9	4.7	0.3	-9.0	12.6	5.1	1.3	-12.5	1.1	-1.0	-0.9	-4.1	23.4	6.6	Manufacture of articles of fur, knitted and crocheted apparel
-0.5	14.4	10.4	9.2	10.5	-11.1	-2.7	-3.5	4.8	-12.7	0.4	-9.5	2.3	9.6	12.3	10.5	Tanning and dressing of leather; manufacture of luggage, handbags, saddlery and harness; dressing and dyeing of fur
5.5	12.1	-5.2	9.0	0.6	3.0	3.9	-7.2	5.4	0.3	-3.5	-4.5	2.8	9.7	-6.1	9.2	Manufacture of footwear
10.1	10.0	-3.7	7.5	1.0	-0.2	4.2	-10.3	4.3	2.0	-4.1	-2.3	3.8	10.6	-4.7	9.8	<i>Manufacture of leather footwear</i>
-3.4	16.7	-8.4	12.3	-0.2	9.8	3.5	-1.3	7.4	-2.5	-2.5	-8.5	1.0	8.1	-9.1	8.0	<i>Manufacture of rubber footwear</i>
-3.4	16.7	-8.4	12.3	-0.2	9.8	3.5	-1.3	7.4	-2.5	-2.5	-8.5	1.0	8.1	-9.1	8.0	<i>Other industry</i>
0.8	57.4	-5.7	3.2	-1.0	7.8	-3.0	2.1	13.6	-21.8	-19.3	-19.1	4.3	45.4	-5.9	10.4	Sawmilling and planing of wood

Jadual Table **1.4c** : Nilai Jualan Sektor Pembuatan Mengikut Kumpulan: Perubahan Peratusan Bulanan/Suku Tahunan
: Sales Value of Manufacturing Sector by Group: Monthly/Quarterly Percentage Change

Kod Kumpulan Group code	Keterangan Kumpulan/Tempoh	2022				2023			2022					
		Q1	Q2	Q3	Q4	Q1	Q2	Q3	Jan.	Feb.	Mac	Apr.	Mei	Jun
162	Pembuatan produk daripada kayu, gabus, jerami dan bahan jalinan lain	6.8	-36.0	11.5	28.9	2.5	-35.0	8.3	2.7	-8.3	12.9	-23.3	-29.8	-3.3
16211	Pembuatan kepingan venier dan papan lapis	4.3	-39.6	11.6	39.7	7.0	-37.5	9.0	-2.7	-3.9	12.2	-26.2	-33.6	-2.9
16212	Pembuatan papan partikel dan papan gentian	5.5	-33.5	13.7	22.6	-5.3	-32.2	6.1	2.0	-12.5	20.8	-22.8	-27.7	-7.7
16221	Pertukangan kayu untuk jurubina	7.3	-34.0	9.1	28.6	2.9	-36.6	14.0	11.8	-11.0	-0.9	-20.6	-19.0	-0.8
	Industri lain	22.7	-29.0	7.7	4.4	3.3	-28.0	4.4	22.0	-12.2	9.3	-13.8	-29.8	4.5
170	Pembuatan kertas dan produk kertas	0.9	3.4	2.9	-1.1	5.6	-2.4	0.1	3.6	-5.1	12.4	2.8	-9.1	2.7
17010	Pembuatan pulpa, kertas dan kertas tebal	7.2	-3.3	2.1	1.0	-1.2	-9.0	3.6	14.6	-6.8	10.1	3.0	-14.9	0.5
17020	Pembuatan kertas gelugur dan kertas tebal dan bekas daripada kertas dan kertas tebal	-9.7	7.7	4.4	-1.3	-2.8	-6.0	0.1	-4.2	-4.8	12.4	8.1	-9.5	0.4
17091	Pembuatan sampul surat dan kad surat	-3.7	8.6	18.5	5.3	-4.5	-7.1	-5.2	-6.2	0.1	9.1	-11.0	20.2	4.4
17092	Pembuatan kertas kegunaan rumah dan pembersih peribadi	12.0	-0.5	-1.7	-1.4	18.4	-0.8	-2.1	8.9	-7.3	14.4	-1.5	-8.3	1.2
17093	Pembuatan kertas bergam atau pelekat yang berjalur atau bergulung dan label dan kertas dinding	8.1	13.7	6.3	-7.0	14.0	8.2	-5.5	-2.8	6.8	21.9	-2.7	-6.4	16.4
	Industri lain	3.1	-2.1	2.5	3.4	22.5	8.6	7.5	11.0	-11.0	-0.3	0.3	0.8	4.1
181 & 182	Percetakan, aktiviti perkhidmatan berkaitan percetakan dan penerbitan semula media rakaman	3.8	-7.7	-1.8	14.2	3.8	-9.4	0.1	-0.1	-4.7	-0.6	0.1	-9.2	0.8
18110	Percetakan	3.8	-9.4	-2.6	9.1	3.1	-7.7	2.3	-1.1	-3.8	1.4	-3.2	-9.4	0.8
18120	Aktiviti perkhidmatan berkaitan percetakan &	4.0	-0.1	1.7	34.7	6.1	-15.0	-7.2	4.7	-8.9	-9.5	16.8	-8.4	0.8
18200	Penerbitan semula media rakaman													
192 (19201 & 19202)	Pembuatan produk petroleum bertapis	-8.2	32.0	25.4	-9.6	-18.5	1.5	3.4	4.9	-22.8	13.2	19.0	5.3	23.9
201	Pembuatan kimia asas, baja dan sebatian nitrogen, plastik dan getah sintetik dalam bentuk primer	5.7	-10.8	2.4	-3.3	5.9	-13.3	3.3	-3.4	-1.9	5.3	-15.3	1.9	3.5
20111	Pembuatan gas perindustrian atau perubatan bukan organik dalam bentuk cecair atau mampat	-2.7	60.8	7.6	2.4	-10.3	-27.3	-4.5	-7.0	-18.7	-12.7	66.5	17.5	6.9
20112 & 20113	Pembuatan kimia organik asas & Pembuatan sebatian bukan organik	9.5	-15.5	8.5	-5.8	7.1	-19.3	4.9	-1.8	-0.9	3.1	-21.8	7.5	3.5
20121 & 20129	Pembuatan baja & Pembuatan produk campuran nitrogen	9.8	-12.3	-5.3	-3.4	5.8	-12.4	-10.7	4.7	-6.0	6.7	-11.1	-2.6	-5.2
20131	Pembuatan plastik dalam bentuk primer	-5.6	-8.9	-10.2	3.1	7.8	-2.8	5.8	-12.8	-1.0	10.7	-12.8	-5.3	5.3
	Industri lain	42.2	2.3	19.6	-9.8	-1.6	-8.3	-1.6	29.9	-3.8	2.3	2.6	-3.1	5.0
202 & 203	Pembuatan produk kimia lain dan serat buatan manusia	9.1	-2.7	10.9	6.1	6.0	-3.3	8.1	4.4	-2.5	5.6	-2.9	-7.8	8.5
20210	Pembuatan racun perosak dan produk agrokimia lain	33.1	-12.2	1.2	30.2	2.9	-3.0	9.8	19.2	-4.9	9.4	-7.1	-17.2	7.5
20221	Pembuatan cat, varnis dan penyadur dan mastik	5.0	-6.3	0.6	5.2	19.8	6.0	9.0	4.5	-5.2	0.8	-4.2	-3.0	3.4
20222	Pembuatan dakwat cetak	17.1	-1.0	-4.9	1.4	3.9	-4.3	-1.7	15.1	-4.8	0.6	3.8	-7.6	5.4
20231 & 20232	Pembuatan sabun dan bahan pencuci, penyediaan membersihkan dan mengilap & Pembuatan pewangi dan penyediaan dandanan diri	8.4	0.4	22.3	-2.8	3.1	-5.2	8.8	0.1	-0.3	10.6	-3.4	-12.7	20.3
20291 & 20292	Pembuatan plat fotografi, filem, sensitized paper dan other sensitized unexposed materials & Pembuatan dakwat menulis dan melukis	4.0	1.5	11.1	15.4	-3.2	-11.4	5.7	2.8	-0.6	2.9	2.6	-2.9	-2.4
20299	Pembuatan produk kimia lain t.t.t.l.													
	Industri lain	7.5	8.8	28.2	-7.0	6.4	-23.3	6.5	0.2	2.8	1.1	-11.9	28.8	5.4
210	Pembuatan produk farmaseutikal, kimia perubatan dan botani	0.4	3.7	7.7	-4.5	5.0	-2.7	3.2	5.3	-6.7	8.5	0.6	-9.8	21.6
21001	Pembuatan bahan aktif ubat-ubatan untuk digunakan oleh bidang farmakologi dalam pembuatan ubat-ubatan	3.3	3.5	6.3	-6.6	6.9	-1.5	0.9	9.2	-7.4	9.5	1.2	-10.9	20.4
	Industri lain	-12.4	4.9	15.3	5.6	-2.8	-8.4	14.7	-11.5	-3.2	3.5	-2.8	-3.5	27.9
221	Pembuatan produk getah	-0.3	13.7	-15.9	-6.7	0.04	11.3	-12.0	-2.0	-7.8	38.1	0.5	-8.0	-0.1
22111	Pembuatan tayar getah untuk kenderaan	-15.6	-4.2	-21.9	-21.0	-0.9	-7.0	-10.7	-0.8	-4.4	6.8	3.0	-18.5	10.0
22112	Pembuatan bunga tayar yang boleh ditukar ganti dan tayar celup	-12.4	3.9	6.6	-3.1	20.9	1.4	1.5	4.7	-10.0	10.5	-2.6	-3.8	19.0
22191 & 22193	Pembuatan produk lain daripada getah asli atau sintetik, tidak divulkan, divulkan atau dikeraskan & Pengilangan semula getah dan prosesan susu getah	-8.8	21.4	-3.9	-8.5	-14.3	-1.9	-1.8	-7.8	-5.2	11.0	22.0	-15.6	17.4
22192	Pembuatan sarung tangan getah	4.3	15.9	-19.5	-5.7	4.2	16.0	-15.6	-1.0	-8.9	50.0	-2.5	-5.3	-4.7
22199	Pembuatan produk getah lain yang t.t.t.l.	-6.6	4.9	0.5	-3.0	-12.5	0.9	6.3	-4.2	-5.9	15.8	3.6	-14.0	11.1
222	Pembuatan produk plastik	-2.3	9.4	-1.0	-3.8	-7.1	11.7	-0.3	-3.9	-4.4	11.6	10.5	-10.4	1.5
22201 & 22202	Pembuatan produk plastik separa siap & Pembuatan produk plastik siap	-7.1	15.3	-5.3	-9.1	-2.6	10.0	-4.9	-6.9	-4.6	11.0	9.7	-3.4	6.1
22203	Pembuatan artikel plastik untuk pembungkusan barangan	1.9	21.0	4.1	-2.2	-14.4	12.6	0.1	1.6	-3.6	7.1	18.5	-2.2	0.7
22204	Pembuatan barangan plastik jurubina	-2.7	16.8	1.6	-7.7	16.8	22.2	10.5	-3.1	-13.1	30.8	3.6	-1.8	1.8
22205	Pembuatan pinggan mangkuk, peralatan dapur dan barangan tandas daripada plastik	12.6	12.7	5.4	-4.9	-4.0	24.4	-7.8	6.3	-13.0	28.5	8.3	-9.9	-2.4
22209	Pembuatan pelbagai produk plastik t.t.t.l.	-6.7	-11.6	-7.0	1.3	-5.8	3.7	7.1	-10.4	-0.4	9.2	4.2	-29.2	-1.4
231 (23101 & 23102 & 23109)	Pembuatan kaca dan produk kaca	19.0	-10.2	-5.1	5.5	5.9	-7.7	-7.0	3.0	9.0	1.6	-9.6	-1.1	-11.2

2023																Group Description/Period
Jul.	Ogo.	Sep.	Okt.	Nov.	Dis.	Jan.	Feb.	Mac	Apr.	Mei	Jun	Jul.	Ogo.	Sep.	Okt.	
0.4	35.2	14.1	6.5	3.3	-1.0	3.0	-4.2	6.0	-22.5	-20.9	-16.1	-0.2	41.1	13.5	7.5	Manufacture of products of wood, cork, straw and plaiting materials
-2.4	38.2	23.8	7.8	7.4	-4.5	9.1	-4.5	5.7	-23.6	-23.1	-17.7	-1.8	46.0	20.1	6.3	Manufacture of veneer sheets and plywood
4.8	33.8	15.6	2.7	-1.2	2.4	-8.0	-1.4	8.3	-22.3	-17.9	-18.1	-0.1	37.0	14.6	5.0	Manufacture of particle board and fibreboard
3.9	23.7	-4.9	23.5	-2.4	6.9	6.1	-11.3	3.7	-23.6	-19.8	-9.0	7.6	37.3	-5.1	22.1	Manufacture of builders' carpentry
-3.8	40.1	-6.1	-4.0	4.2	-1.3	2.9	-2.0	3.6	-15.7	-20.0	-10.2	-2.0	35.4	1.7	6.4	Other industry
0.8	5.4	0.1	-0.7	-3.8	1.0	1.9	3.6	5.3	-2.1	-5.7	-3.3	-0.1	6.0	1.5	-0.1	Manufacture of paper and paper products
3.9	6.3	-1.4	8.6	-11.5	-1.1	5.4	2.9	-9.9	-0.8	2.0	-11.3	0.8	14.5	2.9	2.1	Manufacture of pulp, paper and paperboard
4.3	4.9	0.4	-1.6	-1.4	-1.7	-4.4	1.2	7.3	-5.7	-4.9	-6.1	1.6	4.0	5.6	0.3	Manufacture of corrugated paper and paperboard and of containers of paper and paperboard
3.3	5.9	3.9	4.8	-5.9	0.3	4.0	-14.9	12.3	-4.4	-8.0	1.7	-3.2	-0.6	-0.03	0.8	Manufacture of envelopes and letter-card
-5.3	6.5	5.1	-8.3	-0.9	8.0	5.1	4.8	12.0	-2.8	-8.2	-4.0	-0.6	8.7	-4.4	-3.8	Manufacture of household and personal hygiene paper
-3.8	7.1	-6.6	-0.6	-4.8	-3.1	6.6	9.4	13.5	5.4	-19.2	17.7	-6.8	-3.0	0.5	2.6	Manufacture of gummed or adhesive paper in strips or rolls and labels and wall paper
0.3	-1.1	-0.1	-0.4	2.2	8.2	8.3	8.1	3.5	1.1	5.3	-3.1	4.4	4.7	0.5	-1.2	Other industry
1.0	-1.7	3.4	-1.8	23.6	-3.3	-1.4	1.7	-1.4	-6.1	-4.8	-0.1	1.1	0.4	1.5	-1.2	Printing, service activities related to printing and reproduction of recorded media
-0.2	-1.4	3.9	-3.2	19.2	-6.1	-0.3	2.3	1.3	-6.0	-5.3	0.4	2.3	0.6	3.3	-2.6	Printing
5.8	-2.7	1.2	4.0	40.5	5.9	-4.5	0.2	-9.6	-6.4	-3.3	-2.0	-3.0	-0.3	-5.3	4.6	Service activities related to printing
																Reproduction of recorded media
6.7	2.7	-2.7	-2.1	-4.8	-11.3	5.3	-23.4	3.7	4.5	7.5	-1.8	-2.5	9.2	-3.6	1.8	Manufacture of refined petroleum products
0.02	3.7	-8.9	-4.2	6.5	5.1	-0.8	-0.3	4.3	-15.4	1.2	-3.1	1.2	10.7	-9.0	-2.8	Manufacture of basic chemicals, fertilizer and nitrogen compounds, plastics and synthetic rubber in primary forms
-2.5	8.4	-14.3	1.1	8.8	10.0	-8.1	-10.2	-13.0	-14.6	3.7	-15.0	9.8	-2.6	-7.1	8.9	Manufacture of liquefied or compressed inorganic industrial or medical gases
3.9	5.0	-10.3	-6.2	4.1	10.5	-2.1	0.3	2.7	-17.1	-6.4	-0.5	2.2	14.0	-10.6	-7.5	Manufacture of basic organic chemicals
																Manufacture of inorganic compounds
																Manufacture of fertilizers
-1.1	2.7	-4.7	-3.5	0.2	7.1	3.8	-6.2	5.0	-10.9	8.8	-23.7	-1.1	15.2	-11.2	0.4	Manufacture of associated nitrogen products
-8.0	-2.4	-7.0	0.8	13.4	-1.8	0.5	1.7	9.5	-15.2	11.8	-1.2	0.7	6.6	-6.2	1.4	Manufacture of plastics in primary forms
8.8	15.7	-7.6	-9.4	3.1	-5.7	1.6	-1.0	1.2	-8.5	0.4	-1.5	-2.3	7.6	-9.7	3.8	Other industry
0.2	11.6	0.2	-4.1	6.7	6.1	-0.1	-4.4	9.0	-13.0	9.4	0.8	1.2	5.3	-1.1	-0.8	Manufacture of other chemical products and man-made fibres
-8.0	15.7	3.8	0.6	20.5	17.3	-8.2	-10.6	8.9	-6.8	-4.1	15.3	-0.4	3.9	-2.3	4.9	Manufacture of pesticides and other agrochemical products
-4.3	7.1	-2.4	-4.0	9.2	7.6	4.6	0.3	17.8	-13.9	15.4	0.9	-1.7	9.4	-2.5	-1.9	Manufacture of paints, varnishes and similar coatings ink and mastics
-5.5	4.9	-10.2	-1.1	11.1	2.9	1.5	-4.5	0.3	-6.2	4.7	0.8	0.7	-1.0	-11.2	-8.9	Manufacture of printing ink
3.9	14.0	-0.3	-7.7	0.8	1.9	-1.4	-0.1	9.1	-17.5	13.4	-1.2	3.9	5.5	-6.7	-3.0	Manufacture of soap and detergents, cleaning and polishing preparations
																Manufacture of perfumes and toilet preparations
3.9	12.2	4.6	0.7	8.1	5.4	0.9	-13.2	-2.7	-6.8	4.1	-2.8	0.4	2.2	13.1	2.5	Manufacture of photographic plates, films, sensitized paper and other sensitized unexposed materials
																Manufacture of writing and drawing ink
																Manufacture of other chemical products n.e.c.
6.6	11.5	0.2	-11.4	-3.1	10.1	2.8	-6.9	9.0	-16.3	-12.8	-9.8	26.6	-24.9	45.5	0.1	Other industry
-3.0	0.6	2.4	-3.9	-2.1	-3.1	5.0	1.1	6.4	-4.6	-8.6	10.9	-2.8	2.2	2.2	0.8	Manufacture of pharmaceuticals, medicinal chemical and botanical products
-2.8	0.1	1.9	-3.6	-5.0	-3.3	8.2	0.8	6.6	-2.2	-9.9	9.8	-4.1	2.7	2.0	0.6	Manufacture of medicinal active substances to be used for their pharmacological properties in the manufacture of medicaments
-3.7	2.7	5.0	-5.0	11.2	-2.2	-7.7	2.2	5.5	-15.5	-2.1	16.3	3.4	0.3	3.3	1.8	Other industry
-5.9	-12.1	0.3	1.9	-5.0	-3.3	-3.2	-6.8	38.9	-4.0	-4.0	-3.2	-3.4	-10.1	3.7	3.5	Manufacture of rubber products
-3.7	-22.9	-11.7	-3.0	-3.6	0.4	2.1	-5.9	6.2	-11.0	5.8	-4.0	-2.5	-10.2	-2.8	3.7	Manufacture of rubber tyres for vehicles
-1.5	-4.1	2.0	-5.0	2.9	0.6	4.0	17.0	8.8	-12.1	7.0	-1.8	-4.6	2.6	10.7	1.8	Manufacture of interchangeable tyre treads and retreading rubber tyres
-2.3	-2.7	-13.5	5.0	-4.6	0.6	-11.9	-9.1	14.7	-7.7	1.3	-1.65	1.6	-4.7	1.2	13.14	Manufacture of other products of natural or synthetic rubber, unvulcanized, vulcanized or hardened
																Rubber remilling and latex processing
-7.4	-14.5	4.0	2.1	-5.2	-4.9	-0.9	-7.2	50.2	-3.0	-5.4	-4.4	-5.1	-11.9	4.4	2.6	Manufacture of rubber gloves
-1.5	0.5	-0.1	0.5	-5.7	0.6	-11.1	-5.2	10.7	-4.0	-2.6	5.7	5.1	-4.0	3.5	0.8	Manufacture of other rubber products n.e.c.
1.1	1.9	-1.7	-3.6	0.6	-0.4	-10.7	-0.2	12.6	4.0	4.3	-9.8	5.9	-0.5	-0.6	-0.3	Manufacture of plastics products
-4.6	-4.3	-1.7	-5.0	-3.2	1.2	-7.2	2.5	10.7	-0.1	6.8	-6.6	-0.7	-4.2	2.6	-2.0	Manufacture of semi-manufactures of plastic products
																Manufacture of finished plastic products
1.2	6.3	-3.0	-1.8	0.2	-1.4	-15.8	-0.7	9.2	6.0	6.8	-11.4	8.2	-2.1	-1.0	0.04	Manufacture of plastic articles for the packing of goods
-2.9	7.5	-2.7	-11.2	3.4	3.4	-11.9	24.3	29.3	-2.1	4.0	-8.6	14.4	1.0	1.7	-1.5	Manufacture of builders' plastics ware
12.6	-5.6	7.4	-4.6	-2.8	-3.5	-2.9	-9.3	28.4	10.7	-0.9	-1.8	-3.7	-1.8	-5.0	0.6	Manufacture of plastic tableware, kitchenware and toilet articles
4.0	6.2	-3.8	-3.2	7.8	0.4	-10.1	-1.4	9.0	3.7	0.6	-16.3	15.9	7.1	-1.8	0.8	Manufacture of diverse plastic products n.e.c.
14.7	-8.5	-13.9	4.2	20.1	6.1	-3.1	-4.1	6.5	-7.7	-0.3	-7.6	1.7	-0.3	-10.0	2.7	Manufacture of glass and glass products

Jadual Table **1.4c** : Nilai Jualan Sektor Pembuatan Mengikut Kumpulan: Perubahan Peratusan Bulanan/Suku Tahunan
 : Sales Value of Manufacturing Sector by Group: Monthly/Quarterly Percentage Change

Kod Kumpulan Group code	Keterangan Kumpulan/Tempoh	2022				2023			2022					
		Q1	Q2	Q3	Q4	Q1	Q2	Q3	Jan.	Feb.	Mac	Apr.	Mei	Jun
239	Pembuatan pengeluaran galian bukan logam t.t.t.l.	10.2	-10.4	-0.5	7.7	12.9	-10.8	0.5	4.7	-5.1	6.1	-6.6	-10.5	3.1
23911 & 23921	Pembuatan mortar refraktori dan konkrit & Pembuatan seramik bukan refraktori	11.1	-23.6	-1.6	11.2	10.7	-6.4	2.3	3.9	-6.5	5.3	-22.6	-13.4	22.2
23930	Pembuatan produk porselin dan seramik lain	-3.0	5.3	-3.8	-3.5	-0.6	-6.9	1.2	-2.9	0.1	-2.4	5.5	0.9	2.3
23941	Pembuatan simen hidrolik	8.4	-5.7	-0.1	12.5	15.2	-12.2	-3.2	-2.9	3.3	6.0	-3.7	-10.7	1.5
23951	Pembuatan konkrit dan mortar siap bancuh dan banchuan kering	4.4	-7.3	1.0	6.4	13.7	-11.0	0.5	2.8	-6.6	6.9	-8.4	-1.6	0.6
23952 & 23953 & 23959	Pembuatan konkrit pratuangan, simen atau artikel batu buatan yang digunakan dalam pembinaan; Pembuatan komponen struktur pasang siap untuk bangunan atau kejuruteraan awam dari simen, batu atau konkrit buatan & Pembuatan artikel konkrit, simen dan plaster lain t.t.t.l.	11.3	-14.4	-1.5	7.0	11.7	-9.8	2.8	6.6	-10.5	5.4	-4.0	-16.2	0.7
23990	Pembuatan produk mineral bukan logam lain t.t.t.l. Industri lain	23.2	-6.6	0.8	3.5	11.2	-14.5	3.7	21.7	-1.2	9.2	-10.4	-8.4	14.4
19.7		-15.2	-1.0	4.2	20.4	-6.7	-6.7	13.0	-4.5	7.9	-15.0	-3.0	-5.2	
241 (24101 & 24102 & 24103 & 24104 & 24109)	Pembuatan besi dan keluli asas	-4.0	-18.6	7.6	19.4	2.2	-19.1	7.2	3.4	-11.9	5.5	-6.8	-13.5	-9.9
242 (24201 & 24202 & 24209)	Pembuatan logam asas berharga dan logam bukan ferus lain	0.7	-17.1	0.7	24.0	-0.8	-18.9	-1.0	-3.0	0.9	1.1	-1.7	-21.0	-10.0
243	Pengacuan logam	-3.3	6.2	-6.0	14.1	-6.7	5.6	1.2	-10.4	-3.9	11.5	6.3	-5.8	-6.0
251 & 252	Pembuatan produk struktur logam, tangki, takungan, penjana wap, senjata dan peluru	9.4	-8.3	-3.8	10.3	10.1	-0.8	-6.3	11.5	-12.7	1.0	-4.7	-3.2	7.5
25113 & 25119	Pembuatan pintu, tingkap dan bingkai, penutup tingkap dan pintu pagar daripada logam & Pembuatan produk struktur logam lain	16.6	-13.1	-5.5	11.0	14.5	-0.9	-8.7	19.7	-14.8	2.1	-10.0	-1.0	4.1
25120	Pembuatan tangki, takungan dan kontena daripada logam Industri lain	-7.4	6.6	-1.2	9.3	-0.7	0.4	0.0	-7.8	-5.8	-2.5	11.7	-8.7	16.0
4.1		-10.2	14.2	3.8	9.8	-8.7	-3.0	5.2	-13.1	3.9	-10.6	-1.1	10.8	
259	Pembuatan lain-lain produk yang direka daripada logam; aktiviti perkhidmatan kerja logam	0.7	0.4	-7.8	9.2	4.5	-3.5	-1.3	-0.4	-6.3	2.8	9.2	-11.0	-1.3
25910	Tempaan, tekanan, hentakan dan bentuk gelekkan logam; serbuk metalurgi	6.1	2.0	3.2	3.6	-1.0	0.2	1.5	0.5	-2.9	7.1	0.2	-4.9	4.7
25920	Rawatan dan penyalutan logam; menggunakan mesin	-2.5	2.0	1.4	16.8	10.9	-15.7	-6.4	-3.9	-6.2	11.1	3.2	-12.8	9.5
25991	Pembuatan tin untuk produk makanan dan minuman, tiub dan kotak boleh dilipat	-2.1	-9.9	1.0	-1.4	3.7	-0.4	7.0	0.2	-9.5	-1.3	-0.7	-12.4	10.6
25992 & 25993	Pembuatan kabel, plaited bands (jalur/pita berpintal) dan artikel seumpamanya daripada logam & Pembuatan bolt, skru, nat dan produk uliran seumpamanya	2.7	-4.2	-20.8	11.3	6.7	-3.5	-5.2	1.7	-8.1	3.9	3.7	-5.3	-12.1
25994	Pembuatan barangan rumah daripada logam	11.0	0.6	7.9	-0.8	9.0	-1.3	0.7	7.2	-8.2	18.0	-9.3	1.9	3.6
25999	Pembuatan produk lain yang direka daripada logam t.t.t.l. Industri lain	-3.8	17.4	-5.2	14.3	0.6	-1.9	-2.3	-6.6	-0.1	-4.1	40.6	-21.5	0.8
8.5		-5.0	2.4	17.6	21.8	-1.1	7.3	19.3	-20.6	13.4	3.6	-12.1	-1.5	
261	Pembuatan komponen dan papan elektronik	4.5	2.3	16.4	0.5	-2.7	-5.6	6.7	-12.3	11.4	16.3	-15.9	3.2	13.3
26101 & 26102	Pembuatan diod, transistor dan alatan semikonduktor yang seumpamanya & Pembuatan litar elektronik bersepadu dengan pemasangan mikro	11.0	-0.8	11.8	0.2	-4.9	-8.1	11.3	-6.0	11.7	17.4	-16.6	-2.3	15.8
26103 & 26104 & 26105	Pembuatan kapasitor dan perintang elektrik & Pembuatan papan litar bercetak & Pembuatan komponen paparan	-5.0	7.6	24.5	0.3	1.3	-4.2	-1.0	-22.5	13.3	14.2	-15.5	12.8	10.0
26109	Pembuatan komponen lain untuk aplikasi elektronik	-2.5	7.2	11.8	7.5	-10.1	23.3	21.0	-4.5	-10.7	18.2	-7.9	8.9	6.5
262 (26201 & 26202)	Pembuatan komputer dan kelengkapan peranti	6.4	11.5	-26.4	10.0	8.0	12.9	-17.5	2.5	8.4	-8.2	38.7	-30.5	13.8
263/ 26300	Pembuatan peralatan komunikasi	-4.0	-4.0	1.2	8.1	5.5	30.0	14.5	-11.4	-1.3	28.2	-26.0	3.2	26.3
264/ 26400	Pembuatan peralatan elektronik pengguna	-3.9	-8.3	11.3	-6.4	-5.0	-2.6	20.6	1.2	-8.4	19.1	-7.3	-15.6	4.6
265	Pembuatan kelengkapan mengukur, menguji, memandu arah dan kawalan; jam tangan dan jam	0.7	-11.5	25.0	4.3	-10.8	-13.0	23.7	3.8	-31.6	15.6	-17.9	2.8	30.9
26511 & 26512	Pembuatan kelengkapan mengukur, menguji, memandu arah dan kawalan & Pembuatan kelengkapan kawalan proses perindustrian	4.2	-14.5	27.4	4.8	-8.9	-14.2	22.6	5.3	-33.3	16.7	-21.4	3.8	33.1
26520	Pembuatan jam tangan dan jam dan bahagiannya	-21.2	13.1	10.1	0.4	-25.3	-2.4	32.9	-8.6	-16.5	7.8	10.3	-2.8	17.6
266/ 26600	Pembuatan peralatan penyinaran, perubatan elektro dan elektroterapeutik	-33.5	31.3	6.9	3.4	-12.0	-5.5	10.8	-9.5	1.8	11.1	29.1	-24.6	42.7

2023																Group Description/Period
Jul.	Ogo.	Sep.	Okt.	Nov.	Dis.	Jan.	Feb.	Mac	Apr.	Mei	Jun	Jul.	Ogo.	Sep.	Okt.	
0.2	2.5	-1.7	-0.6	11.0	3.9	3.5	2.6	3.3	-9.7	-6.3	0.4	0.4	2.6	0.6	-2.9	Manufacture of non-metallic mineral products n.e.c.
																<i>Manufacture of refractory mortars and concretes</i>
-10.8	-1.7	8.4	-4.3	12.7	6.2	-1.3	3.9	3.6	-8.9	0.02	-2.5	-3.0	4.4	12.3	-5.7	<i>Manufacture of non-refractory ceramic</i>
-0.7	-5.2	-4.1	-0.6	1.3	2.6	3.3	-4.8	-8.4	-0.3	2.5	-2.7	2.9	2.2	-6.3	7.9	<i>Manufacture of other porcelain and ceramic products</i>
0.1	5.0	-1.8	3.6	11.2	1.9	8.1	0.3	4.4	-8.6	-10.3	0.6	0.5	0.5	-2.3	-0.3	<i>Manufacture of hydraulic cement</i>
-0.7	4.3	-2.9	-3.5	12.6	6.9	2.3	2.5	2.2	-12.4	-1.4	0.4	1.3	0.2	-2.3	-4.0	<i>Manufacture of ready-mix and dry-mix concrete and mortars</i>
																<i>Manufacture of precast concrete, cement or artificial stone articles for use in construction</i>
3.0	3.2	-2.3	-1.3	10.4	5.4	1.0	3.1	4.1	-9.1	-7.6	2.4	0.7	4.2	1.2	-4.3	<i>Manufacture of prefabricated structural components for building or civil engineering of cement, concrete or artificial stone</i>
																<i>Manufacture of other articles of concrete, cement and plaster n.e.c.</i>
-0.3	-5.4	-3.4	1.4	10.2	-1.1	1.5	10.5	-0.1	-12.7	-6.3	-2.8	1.2	7.7	4.7	-2.0	<i>Manufacture of other non-metallic mineral products n.e.c.</i>
-2.0	5.9	5.3	-8.4	12.1	-0.4	15.0	-2.7	9.2	-8.2	-3.0	-3.7	-5.6	-0.2	7.5	-4.9	<i>Other industry</i>
-6.6	32.5	19.4	-1.3	0.7	-2.5	-0.6	3.3	6.2	-16.2	-10.9	-3.2	-6.3	18.4	23.9	-1.7	Manufacture of basic iron and steel
-0.1	14.7	21.7	4.4	-1.6	4.5	-4.7	0.9	3.2	-3.7	-17.3	-22.4	-5.3	31.1	30.4	1.7	Manufacture of basic precious and other non-ferrous metals
-14.4	21.8	5.7	-0.4	5.1	1.7	-9.1	-2.6	4.9	2.0	-0.9	5.3	-14.1	19.4	3.0	1.7	Casting of metals
-6.4	-0.4	-2.2	5.0	3.6	12.6	4.3	-8.3	6.5	-0.9	-2.0	0.6	-6.4	0.7	-0.1	1.0	Manufacture of structural metal products, tanks, reservoirs , steam generators , weapons and ammunition
																<i>Manufacture of metal doors, windows and their frames, shutters and gates</i>
-6.7	-1.7	0.0	4.0	3.0	15.4	6.0	-5.0	2.6	-0.3	-0.4	-1.0	-10.8	5.4	-1.3	-1.6	<i>Manufacture of other structural metal products</i>
-6.6	1.0	-5.1	7.0	5.2	5.6	0.6	-17.1	18.7	-1.5	-6.7	5.0	4.5	-9.5	3.7	7.9	<i>Manufacture of tanks, reservoirs and containers of metal</i>
3.6	18.5	-22.3	8.1	2.3	18.5	-0.1	-5.7	5.1	-10.7	1.1	0.8	1.0	-3.2	-8.4	-0.5	<i>Other industry</i>
-4.4	1.5	1.0	5.3	0.6	6.3	1.3	0.6	-4.4	2.8	-4.5	-1.4	-0.4	1.8	1.2	4.6	Manufacture of other fabricated metal products; metal working service activities
																<i>Forging, pressing, stamping and roll-forming of metal; powder metallurgy</i>
-0.6	2.8	1.5	3.0	-1.5	-0.8	0.4	-2.6	4.1	-0.4	-2.3	1.1	0.9	3.4	-4.7	4.6	<i>Treatment and coating of metals; machining</i>
1.3	-9.9	18.0	3.2	-0.8	17.0	9.0	-3.9	-16.8	1.8	-7.3	0.4	-0.9	-9.4	9.8	10.4	<i>Manufacture of tins and cans for food products, collapsible tubes and boxes</i>
-4.4	5.8	-1.4	-3.8	-0.4	5.6	-0.3	1.4	-1.4	-1.0	1.3	0.5	0.2	8.5	0.9	1.1	<i>Manufacture of metal cable, plaited bands and similar articles</i>
																<i>Manufacture of bolts, screws, nuts and similar threaded products</i>
-9.3	-2.7	-3.3	12.4	-0.8	8.3	1.8	2.0	-4.8	-0.6	0.4	-2.1	-3.6	-0.8	0.2	5.8	<i>Manufacture of metal household articles</i>
9.3	-5.0	-2.6	2.0	-2.1	6.4	7.8	-2.8	-1.0	4.4	-2.5	-6.7	7.6	-0.8	-1.6	7.0	<i>Manufacture of any other fabricated metal products n.e.c.</i>
-3.7	9.2	2.1	5.0	4.2	4.6	-3.4	2.4	-5.5	12.6	-13.9	-3.1	1.4	3.9	3.4	3.6	<i>Other industry</i>
7.2	3.0	-2.8	10.6	10.9	0.2	15.6	0.4	4.5	2.0	-5.8	-6.7	9.1	7.6	0.3	1.0	<i>Other industry</i>
-5.6	12.1	11.8	-6.7	-2.9	-4.5	-12.8	15.9	14.7	-21.2	0.4	13.4	-8.3	5.6	9.3	-9.2	Manufacture of electronic components and boards
																<i>Manufacture of diodes, transistors and similar semiconductor devices</i>
-8.2	12.5	8.4	-3.8	-7.6	0.9	-14.5	10.0	18.9	-26.3	3.4	17.2	-5.0	3.1	7.5	-9.1	<i>Manufacture of electronic integrated circuits micro assemblies</i>
																<i>Manufacture of electrical capacitors and resistors</i>
-1.0	11.7	16.2	-11.5	5.1	-11.4	-10.6	25.8	9.0	-15.3	-4.3	8.1	-13.3	9.7	10.0	-9.7	<i>Manufacture of printed circuit boards</i>
																<i>Manufacture of display components</i>
-9.2	9.7	22.9	1.5	-9.3	-12.0	-7.2	4.2	19.2	-2.9	9.1	16.2	-6.3	6.4	27.7	-5.9	<i>Manufacture of other components for electronic applications</i>
-16.9	6.6	-32.8	47.0	-8.3	8.0	2.1	9.7	-7.9	30.7	-15.4	-3.9	-1.5	5.2	-34.7	42.3	Manufacture of computers and peripheral equipment
-32.1	24.8	25.2	-15.3	0.7	9.7	-12.4	4.4	29.2	-0.9	3.8	21.5	-16.1	16.2	21.0	-29.8	Manufacture of communication equipment
3.2	10.9	10.5	-13.9	5.2	-13.7	-5.5	3.8	19.2	-15.8	2.0	2.2	7.6	7.1	14.1	-12.9	Manufacture of consumer electronics
-1.1	6.2	4.4	-1.2	-0.1	1.9	-7.1	-14.4	15.5	-24.5	6.6	17.0	-0.6	5.1	19.4	-0.4	Manufacture of measuring, testing, navigating and control equipment; watches and clocks
																<i>Manufacture of measuring, testing, navigating and control equipment</i>
-1.5	7.0	5.8	-2.5	-0.2	4.3	-6.7	-14.5	16.4	-25.9	7.0	16.6	-2.5	6.0	21.1	-0.9	<i>Manufacture of industrial process control equipment</i>
1.3	0.7	-5.2	9.0	0.5	-15.1	-10.4	-13.7	7.7	-10.8	4.1	20.0	14.8	-1.0	7.0	3.4	<i>Manufacture of watches and clocks and parts</i>
-10.6	15.9	-15.0	5.2	17.0	-17.4	-10.8	2.4	14.9	-16.8	-1.5	12.2	-6.3	16.3	-1.8	10.6	Manufacture of irradiation, electromedical and electrotherapeutic equipment

Jadual Table **1.4c** : Nilai Jualan Sektor Pembuatan Mengikut Kumpulan: Perubahan Peratusan Bulanan/Suku Tahunan
 : Sales Value of Manufacturing Sector by Group: Monthly/Quarterly Percentage Change

Kod Kumpulan Group code	Keterangan Kumpulan/Tempoh	2022				2023			2022					
		Q1	Q2	Q3	Q4	Q1	Q2	Q3	Jan.	Feb.	Mac	Apr.	Mei	Jun
267 (26701 & 26702) & 268 (26800)	Pembuatan peralatan optikal, kelengkapan fotografi, media magnetik dan optikal	-11.5	5.4	19.2	-1.6	1.9	0.5	21.7	-14.8	-3.7	18.3	-9.6	-9.9	41.5
271	Pembuatan motor elektrik, penjana, transformer dan perkakasan pengagihan dan pengawalan elektrik	2.9	9.1	9.9	-3.9	-5.4	5.9	25.5	-5.7	-3.4	16.8	3.2	-11.4	14.4
	27101 Pembuatan motor elektrik, penjana dan transformer	-1.7	9.5	1.0	-7.7	-11.7	-0.8	32.2	-8.1	-12.6	19.1	10.0	-16.8	14.6
	27102 Pembuatan perkakasan pengagihan dan pengawalan elektrik	5.4	8.9	14.4	-2.2	-2.8	8.5	23.2	-4.3	1.8	15.7	-0.2	-8.4	14.3
272/ 27200	Pembuatan bateri dan akumulator	-8.5	12.2	43.0	7.6	-25.3	8.8	-15.4	10.5	-12.9	8.3	-5.0	10.6	28.3
273	Pembuatan pendawaian dan peranti pendawaian	-10.0	1.6	-0.9	-7.3	-2.9	-2.1	4.4	-4.9	-7.3	1.7	10.9	-12.3	4.2
	27310 Pembuatan kabel gantian optikal	-14.4	10.9	-6.3	3.2	15.2	15.4	1.7	-25.4	-0.1	6.6	16.8	-14.9	3.5
	27320 Pembuatan wayar dan kabel elektronik dan elektrik lain	-10.4	1.4	0.4	-7.2	-4.0	-3.3	4.6	-5.4	-7.4	0.3	11.9	-12.6	4.2
	27330 Pembuatan alatan pendawaian pembawa dan bukan pembawa arus untuk litar elektrik (tanpa mengira jenis bahan)	-2.0	0.8	-15.7	-14.6	2.5	4.0	4.3	15.5	-10.0	18.0	-3.2	-7.4	5.6
274/ 27400	Pembuatan kelengkapan pencahayaan elektrik	-2.0	6.5	12.6	-1.8	-7.2	-1.4	30.4	5.2	7.4	15.6	-10.5	4.6	8.2
275/ 27500	Pembuatan perkakasan domestik	-12.1	5.4	10.0	-3.3	-8.4	2.3	7.1	-7.7	-18.5	13.4	9.1	-9.1	5.3
279/ 27900	Pembuatan kelengkapan elektrik lain	-10.6	-4.3	11.6	5.5	-2.1	8.2	8.0	-13.7	-3.1	5.0	-9.6	-2.5	16.2
281 & 282	Pembuatan jentera kegunaan umum dan kegunaan khas	-9.6	14.5	-2.7	5.6	-10.8	6.6	-8.5	-4.6	-7.5	1.1	20.0	-9.4	11.5
	28120 & Pembuatan alat-alat kuasa bendalir	-36.7	41.2	13.5	0.2	-29.8	-1.3	6.2	-30.2	-9.6	-1.8	58.1	-17.4	19.0
	28130 Pembuatan pam, pemampat, kepala paip dan injap lain													
	28180 & Pembuatan alatan tangan yang menggunakan kuasa dilengkapi dengan motor elektrik atau bukan motor elektrik atau pneumatik	-16.3	26.5	-6.1	5.8	-15.2	8.5	-5.8	-10.8	-5.1	-5.1	36.9	-6.4	5.3
	28220 Pembuatan jentera pembentukan logam dan alatan mesin													
	28192 Pembuatan mesin penyaman udara, termasuk untuk kenderaan bermotor	-6.0	6.0	-20.8	-3.2	-3.6	11.6	-25.8	4.1	-5.9	0.9	17.7	-16.8	9.1
	28290 Pembuatan lain-lain mesin bertujuan khas t.t.t.l. Industri lain	0.7	21.8	16.5	13.0	-14.7	-1.5	-14.3	1.4	-10.0	9.9	12.8	-10.9	41.7
		-5.1	4.6	3.5	8.8	-4.4	8.5	3.6	-3.8	-9.2	2.2	6.4	-0.6	1.6
291 (29101 & 29102)	Pembuatan kenderaan bermotor	-26.1	-5.4	6.2	44.0	-13.6	-20.2	18.3	-21.3	-7.4	0.9	1.8	-8.3	1.1
292/ 29200	Pembuatan kerangka (coachwork) untuk kenderaan bermotor; pembuatan treler dan semi treler	-1.2	4.6	-26.2	37.8	-0.6	-2.3	-5.2	0.2	-13.6	42.9	6.2	-17.6	-21.3
293/ 29300	Pembuatan alat ganti dan aksesori untuk kenderaan bermotor	0.2	4.1	8.5	-2.9	4.2	1.1	9.8	-1.6	-2.4	19.8	-5.5	-3.9	4.5
301 (30110 & 30120)	Pembinaan kapal dan bot	-17.9	-9.4	1.0	31.3	5.0	-5.7	-24.6	-7.1	-8.2	10.8	5.5	-32.9	20.6
302, 303, 304 & 309	Pembuatan lokomotif keretapi, rolling stock, kapal angkasa dan udara, jentera berkaitan, kenderaan tempur ketenteraan, dan kelengkapan pengangkutan t.t.t.l.	2.0	1.2	-4.0	18.0	-15.9	-1.6	2.6	-1.3	-11.2	20.3	3.8	-15.5	1.0
	30910 Pembuatan motosikal	5.5	22.6	-1.5	13.1	-18.2	6.1	12.2	-3.2	-9.1	12.4	23.2	-7.2	-0.2
	30920 Pembuatan basikal dan invalid carriages Industri lain	-2.7	9.2	-2.0	12.7	-22.5	-1.0	-15.1	-4.6	-17.9	36.0	-0.9	-4.1	-1.9
		3.1	-11.2	-6.6	24.1	-11.0	-5.6	6.6	1.2	-8.6	16.4	-1.3	-25.4	3.6
310	Pembuatan perabot	5.1	-23.5	-3.1	21.5	4.6	-20.4	-2.5	7.9	-11.2	8.1	-15.3	-9.0	-15.5
	31001 Pembuatan perabot kayu dan rotan Industri lain	14.3	-30.7	3.6	16.6	8.2	-24.6	2.4	12.2	-12.1	13.2	-28.7	-9.2	-1.0
		-3.7	-15.2	-9.2	26.7	1.0	-16.0	-7.1	3.4	-10.1	2.6	1.0	-8.8	-27.9
321 (32110 & 32120)	Pembuatan barang kemas, bijouterie dan artikel berkaitan	3.5	35.0	-16.1	-0.3	-5.7	16.6	-15.4	11.6	-15.6	3.6	35.2	8.3	-5.6
322, 325 & 329	Pembuatan instrumen muzik, peralatan dan bekalan perubatan dan pergigian dan pembuatan lain t.t.t.l.	1.4	-0.5	5.8	-6.1	5.6	12.9	5.2	0.02	-2.9	2.4	3.0	-5.9	-0.2
	32901 Pembuatan alat tulis Industri lain	5.7	6.8	15.0	-17.1	12.4	3.5	-0.3	0.8	-2.2	7.6	0.4	0.9	4.3
		0.2	-2.7	2.7	-2.1	3.5	16.1	6.9	-0.2	-3.1	0.9	3.9	-8.0	-1.7
323/ 32300	Pembuatan barangan sukan	11.4	-6.3	-7.5	19.6	12.5	4.8	-20.9	-0.3	1.1	8.4	4.1	-20.2	-5.7
324/ 32400	Pembuatan permainan dan mainan	-3.3	-2.7	-27.3	11.3	-8.7	26.5	-26.2	1.2	-2.5	-1.7	20.3	-6.4	-42.5
331 & 332	Pembaikan pemasangan produk logam, jentera, kelengkapan dan pemasangan jentera perindustrian dan kelengkapan	-4.6	-18.0	4.1	30.4	-3.6	-14.9	3.4	-1.7	-13.3	27.1	-6.6	-32.0	0.6
	33150 Pembaikan dan penyelenggaraan kelengkapan pengangkutan kecuali motosikal dan basikal Industri lain	-2.0	-14.3	8.7	24.8	-5.2	-15.1	8.7	-8.4	-18.6	66.0	-10.6	-37.6	-0.6
		-6.0	-20.0	1.4	34.0	-2.6	-14.8	0.3	2.1	-10.6	9.5	-3.9	-28.4	1.3
Jumlah Pembuatan		-2.7	6.8	5.4	1.5	-5.3	-2.3	3.3	-3.4	-5.2	9.8	2.3	-4.0	8.1

2023																Group Description/Period
Jul.	Ogo.	Sep.	Okt.	Nov.	Dis.	Jan.	Feb.	Mac	Apr.	Mei	Jun	Jul.	Ogo.	Sep.	Okt.	
-0.5	1.5	-4.6	-6.7	12.6	-0.3	-8.1	1.8	17.1	-12.8	1.6	7.1	10.3	7.6	-0.3	-1.1	Manufacture of optical instruments, photographic equipment, magnetic and optical media
1.6	5.8	-2.2	-2.2	-1.0	-4.3	-0.6	-6.6	9.0	-1.5	2.4	6.9	12.4	7.9	2.1	-10.6	Manufacture of electric motors, generators, transformers and electricity distribution and control apparatus
0.8	-1.5	-4.3	-4.5	8.1	-14.8	1.2	-8.7	1.8	-0.2	0.2	3.3	14.4	19.1	0.9	-9.9	Manufacture of electric motors, generators and transformers
2.0	9.4	-1.3	-1.2	-4.8	0.6	-1.3	-5.8	11.9	-2.0	3.2	8.2	11.8	4.0	2.6	-10.8	Manufacture of electricity distribution and control apparatus
4.2	8.9	21.3	4.7	-21.8	11.3	-15.6	-13.6	-3.5	11.7	0.9	13.3	-33.3	12.2	22.4	1.9	Manufacture of batteries and accumulators
-0.6	4.8	-5.0	-4.7	-1.6	0.5	-2.3	0.7	-2.6	-0.7	-0.7	1.8	1.0	2.7	1.6	-2.8	Manufacture of wiring and wiring devices
2.5	6.1	-26.9	6.5	18.0	15.6	2.3	-7.2	7.5	4.1	12.3	0.6	2.1	8.7	-28.1	7.8	Manufacture of fibre optic cables
0.03	5.5	-3.9	-4.8	-2.3	-0.5	-2.3	1.0	-3.7	-0.5	-2.1	2.2	1.3	1.8	3.9	-2.9	Manufacture of other electronic and electric wires and cables
-10.2	-6.5	-9.0	-8.3	-1.4	7.5	-5.4	2.1	7.2	-7.2	10.9	-2.3	-4.1	12.0	-3.2	-7.4	Manufacture of current-carrying and non current-carrying wiring devices for electrical circuits regardless of material
-5.0	15.3	2.1	-12.3	7.4	1.8	-11.6	1.0	2.1	-10.7	13.1	-0.5	20.6	7.2	-1.2	-7.0	Manufacture of electric lighting equipment
1.9	13.1	-2.7	-4.7	-2.3	2.8	-12.3	0.4	9.3	-0.8	-6.6	4.8	-1.8	17.7	-9.2	-10.7	Manufacture of domestic appliances
-8.9	13.4	7.9	-2.7	-1.5	0.3	-1.4	-2.6	4.0	-1.4	10.2	2.8	-0.4	2.1	5.4	-8.6	Manufacture of other electrical equipment
-10.9	8.3	-1.7	0.2	2.8	5.6	-12.6	-4.5	1.9	7.8	-0.2	-2.0	-12.3	7.4	2.7	2.7	Manufacture of general-purpose and special-purpose machinery
-8.3	27.3	-0.8	2.6	-8.8	-9.8	-17.2	0.5	-19.0	15.1	-3.7	4.6	-16.6	11.7	46.7	-0.4	Manufacture of fluid power equipment
-4.3	-4.6	0.1	-0.2	10.0	2.6	-15.9	-4.3	-3.0	11.7	0.3	1.5	-10.1	4.2	2.3	1.0	Manufacture of other pumps, compressors, taps and valves
-21.0	5.1	-7.2	0.2	-4.8	9.8	-6.7	-4.9	6.6	13.8	2.8	-18.4	-23.6	18.2	-4.2	7.8	Manufacture of power-driven hand tools with self-contained electric or non-electric motor or pneumatic drives
-14.9	18.4	4.2	-0.7	-1.4	18.4	-22.5	-6.8	11.7	3.9	-17.9	8.1	-9.4	-17.4	28.2	1.9	Manufacture of metal-forming machinery and machine tools
-4.2	12.4	-3.2	0.7	9.3	0.3	-5.1	-3.8	0.5	2.0	10.3	1.7	-7.8	17.5	-9.9	2.3	Manufacture of air-conditioning machines, including for motor vehicles
1.6	1.2	18.1	7.0	30.7	-0.4	-17.5	-10.8	13.5	-33.9	29.5	-9.7	17.7	-7.3	13.2	21.2	Manufacture of other special-purpose machinery n.e.c.
-15.2	8.1	14.2	20.4	7.7	-7.5	1.9	-8.3	19.2	-6.6	3.7	-18.8	10.5	-2.5	-1.5	21.7	Other industry
6.4	3.7	-6.0	-8.1	16.9	-6.4	0.4	-0.8	11.1	-14.7	19.0	-4.6	9.3	1.2	-8.2	-3.1	Manufacture of motor vehicles
-1.5	-1.3	17.0	29.5	-8.1	-8.6	8.1	0.9	17.1	9.2	-32.2	-3.8	-17.4	0.6	24.8	26.2	Manufacture of bodies (coachwork) for motor vehicles; manufacture of trailers and semi-trailers
-1.9	2.4	4.4	12.2	4.1	-3.7	-15.2	-7.8	18.2	-9.4	-0.8	1.9	0.6	1.1	0.8	7.6	Manufacture of parts and accessories for motor vehicles
2.8	-1.9	-0.9	4.6	13.7	0.9	-19.8	-7.1	6.7	-0.7	2.0	10.7	6.6	-3.8	1.3	-1.2	Building of ships and boats
-5.0	6.8	4.0	10.4	-0.1	-7.7	-16.3	-4.9	3.4	-1.6	2.2	-4.1	-13.6	2.3	-3.7	11.9	Manufacture of railway locomotives, rolling stock, air and spacecraft, related machinery, military fighting vehicles and transport equipment n.e.c
-2.6	2.3	7.7	17.3	2.0	-3.9	-12.1	-9.7	32.4	-16.5	-3.7	0.4	4.4	3.5	2.4	10.8	Manufacture of motorcycles
1.9	3.6	23.5	0.6	7.1	-1.0	3.6	-4.7	7.8	-19.5	7.5	-26.1	6.4	5.2	19.7	11.9	Manufacture of bicycles and invalid carriages
-0.6	4.1	16.5	-0.9	9.8	-3.7	5.3	0.3	6.1	-23.5	3.4	-21.9	8.0	10.7	11.1	9.3	Other industry
4.9	3.0	31.2	2.0	4.5	1.8	2.0	-9.6	9.6	-15.2	11.4	-29.8	4.8	-0.4	29.4	14.4	Manufacture of furniture
-24.5	7.6	20.5	-17.2	10.4	-7.0	4.2	-11.9	-0.3	18.4	8.1	-6.3	-24.6	5.9	29.3	-11.8	Manufacture of wooden and cane furniture
5.3	4.9	-1.6	-9.1	3.2	1.9	1.5	2.9	-0.7	10.3	8.8	-10.9	7.8	5.1	-2.4	-8.9	Other industry
15.4	4.4	-18.1	-5.7	-0.5	-0.8	14.3	-0.7	-1.4	5.7	1.2	-5.0	2.0	7.6	-11.8	-1.4	Manufacture of jewellery, bijouterie and related articles
1.7	5.1	5.0	-10.2	4.4	2.7	-2.3	4.1	-0.5	11.8	11.2	-12.5	9.6	4.4	0.4	-10.8	Manufacture of musical instruments, medical and dental instruments and supplies and other manufacturing n.e.c.
8.4	-12.4	16.0	8.0	7.4	0.5	6.3	-4.0	18.2	13.7	-15.9	-19.8	6.3	-15.9	11.1	7.5	Manufacture of stationery
-2.9	16.6	9.2	-0.3	7.1	-11.7	-0.8	-14.5	26.5	17.0	21.4	-40.4	-9.0	10.0	8.4	0.04	Other industry
1.9	10.1	29.7	3.2	9.9	-6.7	-4.5	-3.4	15.1	-1.9	-30.4	1.0	0.03	10.4	28.8	-3.6	Manufacture of sports goods
7.5	8.1	46.1	-6.8	9.6	-8.2	-8.3	-4.4	28.8	1.0	-40.9	-0.9	3.8	21.0	39.0	-9.8	Manufacture of games and toys
-1.1	11.3	20.2	10.1	10.2	-5.9	-2.3	-2.9	7.8	-3.6	-23.4	2.0	-1.8	4.8	22.5	0.7	Repair of fabricated metal products, machinery and equipment and installation of industrial machinery and equipment
-3.3	6.1	2.7	-1.8	0.2	-1.7	-5.4	-1.9	7.6	-7.2	1.3	0.4	-2.4	5.7	3.7	-0.7	Total Manufacturing

Jadual
Table **1.5a** : Bilangan Pekerja Bergaji Sektor Pembuatan Mengikut Kumpulan
: Number of Paid Employees of Manufacturing Sector by Group

Kod Kumpulan Group code	Keterangan Kumpulan/Tempoh	2021	2022	2022		
				Q1	Q2	Q3
101	Pemprosesan dan pengawetan daging	12,960	13,600	13,034	13,064	13,471
102	Pemprosesan dan pengawetan ikan, krustasea dan moluska	15,912	16,751	15,936	16,347	16,545
	10201 Pengetinan ikan, krustasea dan moluska &					
	10202 Pemprosesan dan pengawetan ikan, krustasea dan moluska	13,320	14,170	13,433	13,704	13,881
	Industri lain	2,592	2,581	2,503	2,643	2,664
103	Pemprosesan dan pengawetan buah-buahan dan sayur - sayuran	10,179	9,962	10,310	10,217	10,073
	10303 Pengetinan nanas &					
	10304 Pembuatan jem, marmalad dan sajian jeli	551	620	485	531	530
	Industri lain	9,628	9,342	9,825	9,686	9,543
104	Pembuatan minyak dan lemak daripada sayuran dan haiwan	79,500	84,266	79,916	80,103	82,207
	10404 & Pembuatan minyak sayuran mentah dan bertapis					
	10406 Pembuatan sebatian lemak masakan	3,832	4,052	3,752	3,824	3,839
	10405 Pembuatan minyak kelapa	2,424	2,542	2,471	2,524	2,539
	Industri lain	73,243	77,672	73,693	73,755	75,829
105	Pembuatan produk tenusu	13,179	13,321	13,036	13,292	13,178
	10502 Pembuatan susu pekat, tepung dan sejat	9,781	9,674	9,553	9,646	9,529
	Industri lain	3,398	3,648	3,482	3,646	3,649
106	Pembuatan produk bijian, kanji dan produk	10,808	11,197	10,871	10,793	11,051
	10611 Pengilangan beras	4,849	5,307	4,994	4,962	5,239
	10613 Pengilangan tepung	4,889	4,921	4,872	4,843	4,828
	Industri lain	1,070	969	1,005	987	983
107	Pembuatan produk makanan lain	123,320	130,228	126,992	126,638	127,916
	10711 Pembuatan biskut dan cookies	14,344	14,486	14,439	14,517	14,607
	10712 Pembuatan roti, kek dan produk bakeri lain	30,260	31,304	29,286	29,408	29,997
	10713 Pembuatan produk snek	8,428	8,846	8,412	8,542	8,530
	10721 Pembuatan gula	1,765	1,744	1,769	1,736	1,752
	10731 Pembuatan produk koko	2,576	2,563	2,579	2,585	2,650
	10732 Pembuatan coklat dan produk coklat &					
	10733 Pembuatan konfeksi gula	8,033	7,861	7,937	8,090	8,259
	10793 Pembuatan sos dan bahan perasa	9,997	11,546	10,800	10,948	10,787
	10799 Pembuatan produk makanan lain t.t.t.l.	13,664	15,127	16,718	15,541	15,861
	Industri lain	34,254	36,752	35,052	35,270	35,475
108/ 10800	Pembuatan makanan haiwan tersedia	14,893	15,573	14,820	15,469	15,437
110	Pembuatan minuman ringan	15,951	16,373	16,304	16,247	16,144
	11041 Pembuatan minuman ringan	10,302	10,622	10,565	10,562	10,512
	11042 Pengeluaran air mineral semulajadi dan minuman lain yang dibotolkan	3,995	3,923	4,001	3,979	3,892
	Industri lain	1,653	1,828	1,739	1,706	1,740
120/ 12000	Pembuatan produk tembakau	1,199	1,232	1,413	1,170	1,198
131	Pemintalan, penenunan dan penyiapan tekstil	13,289	13,055	13,206	12,839	13,084
	13110 Penyediaan dan pemintalan gentian tekstil &					
	13120 Penenunan tekstil	9,209	8,882	8,983	8,665	8,737
	13132 Pewarnaan, pelunturan, percetakan dan penyiapan akhir benang dan fabrik	3,647	3,762	3,750	3,731	3,889
	Industri lain	433	412	474	443	458
139	Pembuatan tekstil lain	14,450	14,816	14,378	14,821	14,813
	13910 Pembuatan fabrik dikait dan dikrusye	5,901	5,792	5,903	5,961	5,958
	Industri lain	8,548	9,024	8,475	8,859	8,855
141	Pembuatan pakaian, kecuali pakaian berbulu	41,493	42,584	42,134	41,677	40,921
	14102 Pembuatan pakaian	30,181	31,056	30,268	30,296	29,750
	Industri lain	11,312	11,528	11,866	11,381	11,171
142 & 143	Pembuatan artikel daripada kulit bulu dan pakaian yang dikait dan dikrusye	981	1,007	1,020	1,030	1,010
151 (15110 & 15120)	Penyamakan dan pembersihan kulit, pembuatan bagasi, beg tangan, pelana dan abah-abah pembersihan dan pewarnaan bulu	6,113	5,843	6,050	5,698	5,831
152	Pembuatan kasut	6,175	6,717	6,349	6,574	6,632
	15201 Pembuatan kasut kulit &					
	15203 Pembuatan kasut getah	3,399	3,748	3,501	3,619	3,660
	Industri lain	2,776	2,969	2,848	2,955	2,973
161/ 16100	Pengilangan dan pengetaman kayu	25,587	25,101	25,671	25,235	25,553

2023		2022		2023		Group Description/Period
Q4	Q1	Q2	Q3	(Jan. - Okt.)	(Jan. - Okt.)	
13,600	13,849	14,305	14,857	13,468	14,918	Processing and preserving of meat
16,751	17,382	17,330	17,416	16,551	17,348	Processing and preserving of fish, crustaceans and molluscs
						<i>Canning of fish, crustaceans and molluscs</i>
14,170	14,711	14,566	14,554	13,933	14,570	<i>Processing, curing and preserving of fish, crustacean and molluscs</i>
2,581	2,671	2,764	2,862	2,619	2,778	<i>Other industry</i>
9,962	10,536	10,835	10,474	10,012	10,474	Processing and preserving of fruits and vegetable
						<i>Pineapple canning</i>
620	568	560	570	527	572	<i>Manufacture of jams, marmalades and table jellies</i>
9,342	9,967	10,275	9,904	9,485	9,902	<i>Other industry</i>
84,266	85,462	85,734	89,500	82,410	89,940	Manufacture of vegetable and animal oils and fats
						<i>Manufacture of crude and refined vegetable oil</i>
4,052	4,124	4,141	4,465	3,836	4,480	<i>Manufacture of compound cooking fats</i>
2,542	2,558	2,558	2,633	2,539	2,633	<i>Manufacture of coconut oil</i>
77,672	78,780	79,035	82,401	76,034	82,827	<i>Other industry</i>
13,321	13,366	13,280	13,759	13,231	13,774	Manufacture of dairy products
9,674	9,678	9,560	9,830	9,527	9,797	<i>Manufacture of condensed, powdered and evaporated milk</i>
3,648	3,689	3,719	3,928	3,704	3,976	<i>Other industry</i>
11,197	11,341	11,257	11,509	10,982	11,502	Manufacture of grain mill products, starches and starch products
5,307	5,421	5,301	5,390	5,216	5,392	<i>Rice milling</i>
4,921	5,010	5,044	5,202	4,804	5,207	<i>Flour milling</i>
969	910	912	917	962	903	<i>Other industry</i>
130,228	132,812	133,853	140,391	128,513	141,712	Manufacture of other food products
14,486	14,747	14,600	14,836	14,480	14,783	<i>Manufacture of biscuits and cookies</i>
31,304	31,832	32,231	33,443	30,567	33,837	<i>Manufacture of bread, cakes and other bakery products</i>
8,846	8,858	8,961	9,202	8,625	9,270	<i>Manufacture of snack products</i>
1,744	1,760	1,783	1,878	1,745	1,885	<i>Manufacture of sugar</i>
2,563	2,523	2,614	2,636	2,554	2,658	<i>Manufacture of cocoa products</i>
						<i>Manufacture of chocolate and chocolate products</i>
7,861	7,925	7,955	8,566	8,278	8,641	<i>Manufacture of sugar confectionery</i>
11,546	11,881	11,908	12,698	10,829	12,810	<i>Manufacture of sauces and condiments</i>
15,127	15,474	16,158	18,537	15,873	18,923	<i>Manufacture of other food products n.e.c.</i>
36,752	37,813	37,642	38,595	35,561	38,905	<i>Other industry</i>
15,573	15,606	15,188	14,266	15,482	14,143	Manufacture of prepared animal feeds
16,373	16,770	16,865	16,602	16,114	16,689	Manufacture of beverages
10,622	10,744	10,847	10,607	10,507	10,643	<i>Manufacture of soft drinks</i>
3,923	4,197	4,172	4,104	3,893	4,145	<i>Production of natural mineral waters and other bottled waters</i>
1,828	1,829	1,846	1,890	1,714	1,901	<i>Other industry</i>
1,232	1,448	1,254	1,271	1,202	1,272	Manufacture of tobacco products
13,055	13,274	13,204	13,419	13,143	13,371	Spinning, weaving and finishing of textiles
						<i>Preparation and spinning of textile fibres</i>
8,882	9,093	9,029	9,316	8,813	9,269	<i>Weaving of textiles</i>
3,762	3,690	3,701	3,610	3,885	3,618	<i>Dyeing, bleaching, printing and finishing of yarns and fabrics</i>
412	491	474	493	444	484	<i>Other industry</i>
14,816	14,841	15,173	15,177	14,729	15,148	Manufacture of other textiles
5,792	5,619	5,657	5,593	5,820	5,585	<i>Manufacture of knitted and crocheted fabrics</i>
9,024	9,222	9,515	9,584	8,909	9,563	<i>Other industry</i>
42,584	42,881	42,985	42,139	40,502	41,735	Manufacture of wearing apparel, except fur apparel
31,056	31,236	31,154	30,424	29,408	30,239	<i>Manufacture of clothings</i>
11,528	11,645	11,831	11,715	11,094	11,496	<i>Other industry</i>
1,007	1,089	1,086	1,114	977	1,042	Manufacture of articles of fur, knitted and crocheted apparel
5,843	6,032	5,746	5,903	5,831	5,935	Tanning and dressing of leather; manufacture of luggage, handbags, saddlery and harness; dressing and dyeing of fur
6,717	6,979	7,072	7,012	6,668	7,137	Manufacture of footwear
						<i>Manufacture of leather footwear</i>
3,748	3,760	3,667	3,659	3,711	3,720	<i>Manufacture of rubber footwear</i>
2,969	3,219	3,405	3,353	2,956	3,417	<i>Other industry</i>
25,101	25,234	24,629	24,640	25,441	24,792	Sawmilling and planning of wood

Jadual **1.5a** : Bilangan Pekerja Bergaji Sektor Pembuatan Mengikut Kumpulan (samb.)
 Table : Number of Paid Employees of Manufacturing Sector by Group (cont.)

Kod Kumpulan Group code	Keterangan Kumpulan/Tempoh	2022									
		Jan.	Feb.	Mac	Apr.	Mei	Jun	Jul.	Ogo.	Sep.	Okt.
101	Pemprosesan dan pengawetan daging	13,438	13,355	13,034	13,028	13,099	13,064	12,898	12,956	13,471	13,468
102	Pemprosesan dan pengawetan ikan, krustasea dan moluska	16,312	16,022	15,936	16,105	16,070	16,347	16,473	16,507	16,545	16,551
	10201 Pengetinan ikan, krustasea dan moluska &	13,735	13,495	13,433	13,614	13,549	13,704	13,806	13,847	13,881	13,933
	10202 Pemprosesan dan pengawetan ikan, krustasea dan moluska Industri lain	2,577	2,527	2,503	2,491	2,521	2,643	2,666	2,660	2,664	2,619
103	Pemprosesan dan pengawetan buah-buahan dan sayur - sayuran	10,668	10,568	10,310	10,256	10,244	10,217	10,370	10,039	10,073	10,012
	10303 Pengetinan nanas &	527	522	485	516	511	531	529	523	530	527
	10304 Pembuatan jem, marmalad dan sajian jeli Industri lain	10,141	10,046	9,825	9,740	9,733	9,686	9,841	9,516	9,543	9,485
104	Pembuatan minyak dan lemak daripada sayuran dan haiwan	79,650	80,192	79,916	79,731	79,852	80,103	80,945	81,217	82,207	82,410
	10404 & Pembuatan minyak sayuran mentah dan bertapis	3,776	3,789	3,752	3,755	3,813	3,824	3,856	3,833	3,839	3,836
	10406 Pembuatan sebatian lemak masakan	2,442	2,456	2,471	2,524	2,524	2,524	2,527	2,524	2,539	2,539
	10405 Pembuatan minyak kelapa Industri lain	73,433	73,947	73,693	73,453	73,514	73,755	74,562	74,860	75,829	76,034
105	Pembuatan produk tenusu	12,995	12,961	13,036	13,111	13,158	13,292	13,262	13,151	13,178	13,231
	10502 Pembuatan susu pekat, tepung dan sejat Industri lain	9,570	9,531	9,553	9,594	9,602	9,646	9,600	9,510	9,529	9,527
		3,425	3,430	3,482	3,516	3,556	3,646	3,663	3,642	3,649	3,704
106	Pembuatan produk bijian, kanji dan produk	10,872	10,877	10,871	10,924	10,787	10,793	10,810	10,839	11,051	10,982
	10611 Pengilangan beras	4,954	4,993	4,994	5,035	4,982	4,962	4,975	5,066	5,239	5,216
	10613 Pengilangan tepung Industri lain	4,895	4,865	4,872	4,875	4,817	4,843	4,873	4,821	4,828	4,804
		1,023	1,019	1,005	1,014	989	987	962	952	983	962
107	Pembuatan produk makanan lain	126,212	126,006	126,992	126,034	125,952	126,638	126,815	127,431	127,916	128,513
	10711 Pembuatan biskut dan cookies	14,445	14,462	14,439	14,405	14,289	14,517	14,624	14,627	14,607	14,480
	10712 Pembuatan roti, kek dan produk bakeri lain	30,572	29,442	29,286	29,693	29,575	29,408	29,619	29,831	29,997	30,567
	10713 Pembuatan produk snek	8,466	8,424	8,412	8,443	8,418	8,542	8,570	8,521	8,530	8,625
	10721 Pembuatan gula	1,762	1,769	1,769	1,743	1,756	1,736	1,734	1,757	1,752	1,745
	10731 Pembuatan produk koko	2,590	2,601	2,579	2,586	2,593	2,585	2,606	2,639	2,650	2,554
	10732 Pembuatan coklat dan produk coklat &	7,858	7,868	7,937	7,893	7,864	8,090	8,122	8,244	8,259	8,278
	10733 Pembuatan konfeksi gula	10,313	10,646	10,800	10,613	10,909	10,948	10,823	10,859	10,787	10,829
	10793 Pembuatan sos dan bahan perasa	15,099	15,643	16,718	15,620	15,634	15,541	15,553	15,552	15,861	15,873
	10799 Pembuatan produk makanan lain t.t.t.l. Industri lain	35,109	35,152	35,052	35,038	34,913	35,270	35,163	35,402	35,475	35,561
108/10800	Pembuatan makanan haiwan tersedia	14,973	14,866	14,820	15,377	15,492	15,469	15,441	15,455	15,437	15,482
110	Pembuatan minuman ringan	16,109	16,283	16,304	16,479	16,387	16,247	16,202	16,129	16,144	16,114
	11041 Pembuatan minuman ringan	10,288	10,524	10,565	10,682	10,673	10,562	10,579	10,503	10,512	10,507
	11042 Pengeluaran air mineral semulajadi dan minuman lain yang dibotolkan Industri lain	4,029	3,940	4,001	3,989	3,967	3,979	3,942	3,890	3,892	3,893
		1,793	1,819	1,739	1,808	1,747	1,706	1,681	1,736	1,740	1,714
120/12000	Pembuatan produk tembakau	1,288	1,432	1,413	1,165	1,165	1,170	1,164	1,109	1,198	1,202
131	Pemintalan, penenunan dan penyiapan tekstil	13,133	13,126	13,206	13,029	12,993	12,839	12,772	12,895	13,084	13,143
	13110 Penyediaan dan pemintalan gentian tekstil &	9,003	9,033	8,983	8,843	8,767	8,665	8,618	8,708	8,737	8,813
	13120 Penenunan tekstil	3,639	3,601	3,750	3,724	3,742	3,731	3,712	3,737	3,889	3,885
	13132 Pewarnaan, pelunturan, percetakan dan penyiapan akhir benang dan fabrik Industri lain	491	492	474	462	483	443	442	451	458	444
139	Pembuatan tekstil lain	14,477	14,393	14,378	14,491	14,786	14,821	14,733	14,752	14,813	14,729
	13910 Pembuatan fabrik dikait dan dikrusye Industri lain	5,941	5,935	5,903	5,897	5,978	5,961	5,936	5,929	5,958	5,820
		8,536	8,458	8,475	8,594	8,808	8,859	8,797	8,823	8,855	8,909
141	Pembuatan pakaian, kecuali pakaian berbulu	41,677	42,095	42,134	41,828	42,132	41,677	41,189	40,901	40,921	40,502
	14102 Pembuatan pakaian Industri lain	29,823	30,185	30,268	30,062	30,423	30,296	29,902	29,658	29,750	29,408
		11,854	11,909	11,866	11,766	11,709	11,381	11,288	11,243	11,171	11,094
142 & 143	Pembuatan artikel daripada kulit bulu dan pakaian yang dikait dan dikrusye	1,009	1,010	1,020	1,031	1,031	1,030	1,030	1,004	1,010	977
151 (15110 & 15120)	Penyamakan dan pembersihan kulit, pembuatan bagasi, beg tangan, pelana dan abah-abah pembersihan dan pewarnaan bulu	6,089	6,113	6,050	5,976	5,918	5,698	5,630	5,754	5,831	5,831
152	Pembuatan kasut	6,411	6,586	6,349	6,396	6,509	6,574	6,507	6,553	6,632	6,668
	15201 Pembuatan kasut kulit &	3,581	3,639	3,501	3,493	3,548	3,619	3,601	3,631	3,660	3,711
	15203 Pembuatan kasut getah Industri lain	2,830	2,947	2,848	2,903	2,961	2,955	2,906	2,922	2,973	2,956
161/16100	Pengilangan dan pengetaman kayu	25,901	25,797	25,671	25,683	25,788	25,235	25,287	25,435	25,553	25,441

2023												Group Description/Period
Nov.	Dis.	Jan.	Feb.	Mac	Apr.	Mei	Jun	Jul.	Ogo.	Sep.	Okt.	
13,593	13,600	14,001	13,965	13,849	14,325	14,357	14,305	14,080	14,139	14,857	14,918	Processing and preserving of meat
16,596	16,751	17,041	17,485	17,382	17,297	17,338	17,330	17,410	17,136	17,416	17,348	Processing and preserving of fish, crustaceans and molluscs
												<i>Canning of fish, crustaceans and molluscs</i>
13,980	14,170	14,410	14,801	14,711	14,606	14,646	14,566	14,788	14,313	14,554	14,570	<i>Processing, curing and preserving of fish, crustacean and molluscs</i>
2,616	2,581	2,632	2,684	2,671	2,692	2,692	2,764	2,622	2,823	2,862	2,778	<i>Other industry</i>
9,965	9,962	10,313	10,554	10,536	10,589	10,882	10,835	10,731	10,224	10,474	10,474	Processing and preserving of fruits and vegetable
												<i>Pineapple canning</i>
527	620	565	567	568	566	569	560	578	564	570	572	<i>Manufacture of jams, marmalades and table jellies</i>
9,438	9,342	9,748	9,987	9,967	10,023	10,313	10,275	10,153	9,660	9,904	9,902	<i>Other industry</i>
83,728	84,266	84,824	85,592	85,462	84,987	85,282	85,734	86,716	87,316	89,500	89,940	Manufacture of vegetable and animal oils and fats
												<i>Manufacture of crude and refined vegetable oil</i>
4,060	4,052	4,089	4,096	4,124	4,100	4,118	4,141	4,163	4,424	4,465	4,480	<i>Manufacture of compound cooking fats</i>
2,536	2,542	2,549	2,549	2,558	2,555	2,558	2,558	2,542	2,582	2,633	2,633	<i>Manufacture of coconut oil</i>
77,132	77,672	78,185	78,947	78,780	78,332	78,606	79,035	80,011	80,310	82,401	82,827	<i>Other industry</i>
13,285	13,321	13,386	13,363	13,366	13,435	13,253	13,280	13,366	13,533	13,759	13,774	Manufacture of dairy products
9,652	9,674	9,714	9,694	9,678	9,831	9,576	9,560	9,638	9,744	9,830	9,797	<i>Manufacture of condensed, powdered and evaporated</i>
3,633	3,648	3,672	3,668	3,689	3,604	3,677	3,719	3,728	3,788	3,928	3,976	<i>Other industry</i>
11,121	11,197	11,251	11,421	11,341	11,227	11,285	11,257	11,238	11,025	11,509	11,502	Manufacture of grain mill products, starches and
5,246	5,307	5,356	5,458	5,421	5,322	5,352	5,301	5,279	5,123	5,390	5,392	<i>Rice milling</i>
4,919	4,921	4,924	5,037	5,010	4,993	5,015	5,044	5,033	5,007	5,202	5,207	<i>Flour milling</i>
956	969	972	927	910	912	918	912	926	895	917	903	<i>Other industry</i>
128,878	130,228	132,511	133,336	132,812	134,023	134,287	133,853	135,228	138,077	140,391	141,712	Manufacture of other food products
14,564	14,486	14,820	15,050	14,747	14,673	14,652	14,600	14,639	14,711	14,836	14,783	<i>Manufacture of biscuits and cookies</i>
30,830	31,304	31,580	31,680	31,832	32,306	32,179	32,231	33,322	32,948	33,443	33,837	<i>Manufacture of bread, cakes and other bakery products</i>
8,639	8,846	8,864	8,896	8,858	8,899	8,970	8,961	8,856	9,083	9,202	9,207	<i>Manufacture of snack products</i>
1,709	1,744	1,747	1,747	1,760	1,770	1,790	1,783	1,785	1,862	1,878	1,885	<i>Manufacture of sugar</i>
2,539	2,563	2,566	2,593	2,523	2,519	2,593	2,614	2,617	2,602	2,636	2,658	<i>Manufacture of cocoa products</i>
												<i>Manufacture of chocolate and chocolate products</i>
7,871	7,861	8,120	7,963	7,925	7,988	7,978	7,955	8,087	8,511	8,566	8,641	<i>Manufacture of sugar confectionery</i>
11,378	11,546	11,777	11,786	11,881	11,931	11,855	11,908	11,819	12,519	12,698	12,810	<i>Manufacture of sauces and condiments</i>
15,147	15,127	15,627	15,531	15,474	16,201	16,417	16,158	16,501	17,951	18,537	18,923	<i>Manufacture of other food products n.e.c.</i>
36,201	36,752	37,410	38,091	37,813	37,736	37,854	37,642	37,603	37,889	38,595	38,905	<i>Other industry</i>
15,544	15,573	15,602	15,668	15,606	15,128	15,134	15,188	15,039	14,475	14,266	14,143	Manufacture of prepared animal feeds
16,054	16,373	16,583	16,717	16,770	16,843	16,874	16,865	16,952	16,539	16,602	16,689	Manufacture of beverages
10,445	10,622	10,617	10,714	10,744	10,810	10,823	10,847	10,907	10,568	10,607	10,643	<i>Manufacture of soft drinks</i>
3,911	3,923	4,142	4,144	4,197	4,197	4,209	4,172	4,190	4,096	4,104	4,145	<i>Production of natural mineral waters and other bottled waters</i>
1,697	1,828	1,825	1,858	1,829	1,836	1,842	1,846	1,856	1,875	1,890	1,901	<i>Other industry</i>
1,210	1,232	1,296	1,443	1,448	1,274	1,266	1,254	1,227	1,167	1,271	1,272	Manufacture of tobacco products
13,059	13,055	13,197	13,098	13,274	13,214	13,354	13,204	13,025	13,376	13,419	13,371	Spinning, weaving and finishing of textiles
												<i>Preparation and spinning of textile fibres</i>
8,945	8,882	8,987	8,901	9,093	9,073	9,103	9,029	9,075	9,310	9,316	9,269	<i>Weaving of textiles</i>
3,705	3,762	3,752	3,721	3,690	3,676	3,761	3,701	3,485	3,580	3,610	3,618	<i>Dyeing, bleaching, printing and finishing of yarns and fabrics</i>
409	412	458	476	491	465	489	474	465	486	493	484	<i>Other industry</i>
14,917	14,816	14,898	14,756	14,841	15,015	15,205	15,173	15,115	15,173	15,177	15,148	Manufacture of other textiles
5,846	5,792	5,774	5,757	5,619	5,694	5,697	5,657	5,604	5,636	5,593	5,585	<i>Manufacture of knitted and crocheted fabrics</i>
9,071	9,024	9,123	8,998	9,222	9,321	9,508	9,515	9,511	9,537	9,584	9,563	<i>Other industry</i>
42,307	42,584	42,847	42,795	42,881	42,964	43,166	42,985	42,441	41,773	42,139	41,735	Manufacture of wearing apparel, except fur apparel
30,705	31,056	31,403	31,127	31,236	31,164	31,366	31,154	30,709	30,120	30,424	30,239	<i>Manufacture of clothings</i>
11,602	11,528	11,444	11,668	11,645	11,799	11,800	11,831	11,732	11,654	11,715	11,496	<i>Other industry</i>
1,014	1,007	1,032	1,068	1,089	1,089	1,093	1,086	1,080	1,107	1,114	1,042	Manufacture of articles of fur, knitted and crocheted apparel
												<i>Tanning and dressing of leather; manufacture of luggage, handbags, saddlery and harness; dressing and dyeing of fur</i>
5,793	5,843	5,939	6,023	6,032	5,858	5,873	5,746	5,673	5,750	5,903	5,935	
6,722	6,717	6,924	7,091	6,979	6,959	7,039	7,072	7,031	6,915	7,012	7,137	Manufacture of footwear
												<i>Manufacture of leather footwear</i>
3,756	3,748	3,896	3,840	3,760	3,692	3,665	3,667	3,646	3,644	3,659	3,720	<i>Manufacture of rubber footwear</i>
2,966	2,969	3,028	3,250	3,219	3,268	3,374	3,405	3,386	3,271	3,353	3,417	<i>Other industry</i>
25,556	25,101	25,720	25,710	25,234	24,749	25,144	24,629	24,377	24,802	24,640	24,792	Sawmilling and planning of wood

Jadual **1.5a** : Bilangan Pekerja Bergaji Sektor Pembuatan Mengikut Kumpulan
 Table : Number of Paid Employees of Manufacturing Sector by Group

Kod Kumpulan Group code	Keterangan Kumpulan/Tempoh	2021	2022	2022		
				Q1	Q2	Q3
162	Pembuatan produk daripada kayu, gabus, jerami dan bahan jalinan lain	67,877	68,943	65,777	67,098	67,651
16211	Pembuatan kepingan venier dan papan lapis	37,770	38,426	36,497	37,163	37,843
16212	Pembuatan papan partikel dan papan gentian	6,751	6,419	6,874	6,857	6,678
16221	Pertukangan kayu untuk jurubina	11,216	10,830	9,992	10,226	10,050
	Industri lain	12,141	13,268	12,414	12,852	13,080
170	Pembuatan kertas dan produk kertas	56,213	58,658	56,974	56,605	57,633
17010	Pembuatan pulpa, kertas dan kertas tebal	8,792	9,259	8,713	8,752	8,848
17020	Pembuatan kertas kegunaan rumah dan bekas daripada kertas dan kertas tebal	22,313	23,850	22,656	22,542	23,291
17091	Pembuatan sampul surat dan kad surat	1,697	1,692	1,713	1,739	1,775
17092	Pembuatan kertas kegunaan rumah dan pembersih peribadi	10,976	10,818	10,908	10,681	10,874
17093	Pembuatan kertas bergam atau pelekat yang berjalur atau bergulung dan label dan kertas dinding	7,192	7,480	7,510	7,467	7,321
	Industri lain	5,243	5,559	5,474	5,425	5,524
181 & 182	Percetakan, aktiviti perkhidmatan berkaitan percetakan dan penerbitan semula media rakaman	67,428	70,120	67,661	65,902	65,467
18110	Percetakan	54,714	57,286	55,001	53,801	53,444
18120 & 18200	Aktiviti perkhidmatan berkaitan percetakan & Penerbitan semula media rakaman	12,714	12,834	12,660	12,101	12,023
192 (19201 & 19202)	Pembuatan produk petroleum bertapis	17,093	17,817	17,719	17,262	17,651
201	Pembuatan kimia asas, baja dan sebatian nitrogen, plastik dan getah sintetik dalam bentuk primer	46,703	47,560	47,789	47,062	47,035
20111	Pembuatan gas perindustrian atau perubatan bukan organik dalam bentuk cecair atau mampat	5,496	5,802	5,578	5,644	5,628
20112 & 20113	Pembuatan kimia organik asas & Pembuatan sebatian bukan organik	18,092	19,633	18,429	18,299	18,579
20121 & 20129	Pembuatan baja & Pembuatan produk campuran nitrogen	9,123	7,649	9,547	8,733	8,678
20131	Pembuatan plastik dalam bentuk primer	11,283	11,413	11,408	11,338	11,143
	Industri lain	2,710	3,063	2,826	3,048	3,008
202 & 203	Pembuatan produk kimia lain dan serat buatan manusia	54,990	57,336	57,439	55,739	55,271
20210	Pembuatan racun perosak dan produk agrokimia lain	4,044	4,030	3,964	3,910	3,845
20221	Pembuatan cat, varnis dan penyadur dan mastik	9,483	9,451	11,223	9,270	9,162
20222	Pembuatan dakwat cetak	4,911	5,659	5,760	5,647	5,660
20231 & 20232	Pembuatan sabun dan bahan pencuci, penyediaan membersih dan mengilat & Pembuatan pewangi dan penyediaan dandanan diri	20,535	21,711	20,420	20,598	20,865
20291 & 20292 & 20299	Pembuatan plat fotografi, filem, sensitized paper dan other sensitized unexposed materials & Pembuatan dakwat menulis dan melukis & Pembuatan produk kimia lain t.t.t.l.	15,564	16,082	15,603	15,853	15,277
	Industri lain	454	402	469	461	461
210	Pembuatan produk farmaseutikal, kimia perubatan dan botani	25,092	27,325	24,800	27,994	28,824
21001	Pembuatan bahan aktif ubat-ubatan untuk digunakan oleh bidang farmakologi dalam pembuatan ubat-ubatan	18,048	19,310	17,686	19,648	20,234
	Industri lain	7,044	8,015	7,114	8,346	8,590
221	Pembuatan produk getah	122,498	122,297	124,905	126,655	125,937
22111	Pembuatan tayar getah untuk kenderaan	7,048	6,618	7,193	7,531	6,534
22112	Pembuatan bunga tayar yang boleh ditukar ganti dan tayar celup	2,209	2,289	2,086	1,995	2,129
22191 & 22193	Pembuatan produk lain daripada getah asli atau sintetik, tidak divulkan, divulkan atau dikeraskan & Pengilangan semula getah dan prosesan susu getah	16,796	17,767	16,690	16,952	17,408
22192	Pembuatan sarung tangan getah	63,232	62,537	65,658	67,914	66,853
22199	Pembuatan produk getah lain yang t.t.t.l.	33,212	33,087	33,278	32,264	33,014
222	Pembuatan produk plastik	153,940	159,013	155,750	156,889	158,506
22201 & 22202	Pembuatan produk plastik separa siap & Pembuatan produk plastik siap	33,803	37,664	35,934	37,667	37,506
22203	Pembuatan artikel plastik untuk pembungkusan barangan	48,456	50,397	48,717	48,901	49,889
22204	Pembuatan barangan plastik jurubina	3,345	3,656	3,605	3,559	3,595
22205	Pembuatan pinggan mangkuk, peralatan dapur dan barangan tandas daripada plastik	12,961	14,177	14,992	15,478	15,608
22209	Pembuatan pelbagai produk plastik t.t.t.l.	55,375	53,120	52,503	51,285	51,908
231 (23101 & 23102 & 23109)	Pembuatan kaca dan produk kaca	18,828	20,948	18,896	20,023	20,561

2023		2022		2023		Group Description/Period
Q4	Q1	Q2	Q3	(Jan. - Okt.)	(Jan. - Okt.)	
68,943	67,728	68,036	68,637	67,898	69,247	Manufacture of products of wood, cork, straw and plaiting materials
38,426	37,446	37,646	38,723	38,033	39,065	Manufacture of veneer sheets and plywood
6,419	6,345	6,563	7,116	6,721	7,092	Manufacture of particle board and fibreboard
10,830	10,642	10,645	9,651	10,001	9,703	Manufacture of builders' carpentry
13,268	13,295	13,181	13,146	13,143	13,386	Other industry
58,658	59,308	57,626	58,587	58,303	59,353	Manufacture of paper and paper products
9,259	9,332	8,473	8,582	9,025	8,701	Manufacture of pulp, paper and paperboard
23,850	23,877	23,353	23,416	23,685	23,682	Manufacture of corrugated paper and paperboard and of containers of paper and paperboard
1,692	1,789	1,769	1,777	1,762	1,785	Manufacture of envelopes and letter-card
10,818	10,723	10,515	11,368	10,895	11,526	Manufacture of household and personal hygiene paper
7,480	7,837	7,792	7,465	7,358	7,557	Manufacture of gummed or adhesive paper in strips or rolls and labels and wall paper
5,559	5,749	5,724	5,979	5,578	6,103	Other industry
70,120	70,319	68,955	68,928	68,259	70,157	Printing, service activities related to printing and reproduction of recorded media
57,286	57,476	56,770	56,789	55,755	57,508	Printing
12,834	12,843	12,185	12,139	12,504	12,648	Service activities related to printing
						Reproduction of recorded media
17,817	18,486	18,149	18,199	17,646	18,408	Manufacture of refined petroleum products
47,560	49,475	48,507	47,094	47,810	47,911	Manufacture of basic chemicals, fertilizer and nitrogen compounds, plastics and synthetic rubber in primary forms
5,802	6,315	6,155	6,192	5,773	6,316	Manufacture of liquefied or compressed inorganic industrial or medical gases
19,633	20,155	19,696	19,050	18,891	19,429	Manufacture of basic organic chemicals
7,649	8,353	7,982	7,227	8,793	7,293	Manufacture of inorganic compounds
11,413	11,428	11,453	11,411	11,330	11,580	Manufacture of fertilizers
3,063	3,226	3,221	3,215	3,022	3,292	Manufacture of associated nitrogen products
57,336	58,105	55,785	55,364	55,811	55,918	Manufacture of other chemical products and man-made fibres
4,030	4,262	4,151	4,419	3,906	4,609	Manufacture of pesticides and other agrochemical products
9,451	9,966	9,644	9,412	9,261	9,528	Manufacture of paints, varnishes and similar coatings ink and mastics
5,659	5,967	5,983	5,883	5,659	5,914	Manufacture of printing ink
21,711	21,322	19,568	19,767	21,252	19,969	Manufacture of soap and detergents, cleaning and polishing preparations
16,082	16,137	16,006	15,588	15,273	15,625	Manufacture of perfumes and toilet preparations
402	451	433	295	460	273	Manufacture of photographic plates, films, sensitized paper and other sensitized unexposed materials
27,325	26,901	27,916	29,297	28,855	29,415	Manufacture of writing and drawing ink
19,310	18,765	19,668	20,535	20,454	20,611	Manufacture of other chemical products n.e.c.
8,015	8,136	8,249	8,762	8,401	8,803	Other industry
122,297	121,509	114,969	118,329	124,115	118,150	Manufacture of pharmaceuticals, medicinal chemical and botanical products
6,618	6,740	7,052	6,731	6,557	6,708	Manufacture of medicinal active substances to be used for their pharmacological properties in the manufacture of medicaments
2,289	2,340	2,279	2,427	2,155	2,473	Other industry
17,767	18,775	19,192	18,619	17,337	18,505	Manufacture of rubber products
62,537	60,077	55,214	57,500	65,171	57,279	Manufacture of rubber tyres for vehicles
33,087	33,577	31,231	33,052	32,894	33,184	Manufacture of interchangeable tyre treads and retreading rubber tyres
159,013	159,633	161,005	163,072	158,013	163,099	Manufacture of other products of natural or synthetic rubber, unvulcanized, vulcanized or hardened
37,664	37,301	38,558	38,510	37,315	38,449	Rubber remilling and latex processing
50,397	50,812	51,215	53,151	50,348	53,247	Manufacture of rubber gloves
3,656	3,699	3,690	3,708	3,685	3,728	Manufacture of other rubber products n.e.c.
14,177	14,782	14,642	14,638	14,724	14,344	Manufacture of plastics products
53,120	53,040	52,901	53,066	51,942	53,331	Manufacture of semi-manufactures of plastic products
20,948	21,026	21,133	21,102	20,444	20,841	Manufacture of finished plastic products
						Manufacture of plastic articles for the packing of goods
						Manufacture of builders' plastics ware
						Manufacture of plastic tableware, kitchenware and toilet articles
						Manufacture of diverse plastic products n.e.c.

Jadual Table **1.5a** : Bilangan Pekerja Bergaji Sektor Pembuatan Mengikut Kumpulan (samb.)
: Number of Paid Employees of Manufacturing Sector by Group (cont.)

Kod Kumpulan Group code	Keterangan Kumpulan/Tempoh	2022									
		Jan.	Feb.	Mac	Apr.	Mei	Jun	Jul.	Ogo.	Sep.	Okt.
162	Pembuatan produk daripada kayu, gabus, jerami dan bahan jalinan lain	67,971	67,654	65,777	65,246	67,791	67,098	66,582	66,604	67,651	67,898
16211	Pembuatan kepingan venier dan papan lapis	37,144	36,803	36,497	36,103	37,850	37,163	36,663	36,583	37,843	38,033
16212	Pembuatan papan partikel dan papan gentian	6,880	6,912	6,874	6,824	6,862	6,857	6,891	6,901	6,678	6,721
16221	Pertukangan kayu untuk jurubina	11,224	11,258	9,992	9,877	10,209	10,226	10,094	10,145	10,050	10,001
	Industri lain	12,723	12,681	12,414	12,443	12,870	12,852	12,934	12,975	13,080	13,143
170	Pembuatan kertas dan produk kertas	56,584	57,016	56,974	56,425	56,563	56,605	56,767	56,700	57,633	58,303
17010	Pembuatan pulpa, kertas dan kertas tebal	8,814	8,720	8,713	8,724	8,720	8,752	8,778	8,679	8,848	9,025
17020	Pembuatan kertas gelugur dan kertas tebal dan bekas daripada kertas dan kertas tebal	22,280	22,635	22,656	22,334	22,447	22,542	22,565	22,766	23,291	23,685
17091	Pembuatan sampul surat dan kad surat	1,746	1,730	1,713	1,675	1,731	1,739	1,736	1,734	1,775	1,762
17092	Pembuatan kertas kegunaan rumah dan pembersih peribadi	11,052	10,972	10,908	10,842	10,709	10,681	10,756	10,746	10,874	10,895
17093	Pembuatan kertas bergam atau pelekat yang berjalur atau bergulung dan label dan kertas dinding	7,232	7,527	7,510	7,426	7,547	7,467	7,448	7,388	7,321	7,358
	Industri lain	5,460	5,431	5,474	5,425	5,409	5,425	5,485	5,388	5,524	5,578
181 & 182	Percetakan, aktiviti perkhidmatan berkaitan percetakan dan penerbitan semula media rakaman	67,482	67,331	67,661	65,412	65,771	65,902	65,724	65,699	65,467	68,259
18110	Percetakan	54,758	54,616	55,001	53,211	53,646	53,801	53,663	53,614	53,444	55,755
18120 & 18200	Aktiviti perkhidmatan berkaitan percetakan & Penerbitan semula media rakaman	12,724	12,715	12,660	12,201	12,125	12,101	12,061	12,085	12,023	12,504
192 (19201 & 19202)	Pembuatan produk petroleum bertapis	17,035	17,282	17,719	17,224	17,268	17,262	17,640	17,686	17,651	17,646
201	Pembuatan kimia asas, baja dan sebatian nitrogen, plastik dan getah sintetik dalam bentuk primer	46,975	47,364	47,789	46,889	47,043	47,062	47,174	47,104	47,035	47,810
20111	Pembuatan gas perindustrian atau perubatan bukan organik dalam bentuk cecair atau mampat	5,652	5,582	5,578	5,578	5,591	5,644	5,657	5,599	5,628	5,773
20112 & 20113	Pembuatan kimia organik asas & Pembuatan sebatian bukan organik	18,105	18,175	18,429	18,299	18,319	18,299	18,506	18,507	18,579	18,891
20121 & 20129	Pembuatan baja & Pembuatan produk campuran nitrogen	9,231	9,576	9,547	8,694	8,731	8,733	8,741	8,766	8,678	8,793
20131	Pembuatan plastik dalam bentuk primer	11,210	11,221	11,408	11,370	11,323	11,338	11,214	11,227	11,143	11,330
	Industri lain	2,777	2,809	2,826	2,947	3,080	3,048	3,057	3,006	3,008	3,022
202 & 203	Pembuatan produk kimia lain dan serat buatan manusia	55,367	54,781	57,439	55,236	55,880	55,739	55,529	55,317	55,271	55,811
20210	Pembuatan racun perosak dan produk agrokimia lain	4,066	3,953	3,964	3,931	3,909	3,910	3,910	3,692	3,845	3,906
20221	Pembuatan cat, varnis dan penyadur dan mastik	9,832	9,510	11,223	9,350	9,297	9,270	9,220	9,160	9,162	9,261
20222	Pembuatan dakwat cetak	4,918	4,911	5,760	5,720	5,738	5,647	5,651	5,651	5,660	5,659
20231 & 20232	Pembuatan sabun dan bahan pencuci, penyediaan membersihkan dan mengilat & Pembuatan pewangi dan penyediaan dandanan diri	20,543	20,381	20,420	19,939	20,719	20,598	20,826	20,845	20,865	21,252
20291 & 20292 & 20299	Pembuatan plat fotografi, filem, sensitized paper dan other sensitized unexposed materials & Pembuatan dakwat menulis dan melukis & Pembuatan produk kimia lain t.t.t.l.	15,544	15,558	15,603	15,831	15,753	15,853	15,458	15,505	15,277	15,273
	Industri lain	464	468	469	465	465	461	464	464	461	460
210	Pembuatan produk farmaseutikal, kimia perubatan dan botani	24,691	24,817	24,800	28,001	27,853	27,994	28,379	28,682	28,824	28,855
21001	Pembuatan bahan aktif ubat-ubatan untuk digunakan oleh bidang farmakologi dalam pembuatan ubat-ubatan	17,532	17,718	17,686	19,720	19,615	19,648	20,019	20,244	20,234	20,454
	Industri lain	7,159	7,099	7,114	8,281	8,238	8,346	8,360	8,438	8,590	8,401
221	Pembuatan produk getah	125,135	124,663	124,905	130,436	129,975	126,655	125,708	125,716	125,937	124,115
22111	Pembuatan tayar getah untuk kenderaan	7,166	7,228	7,193	7,702	7,714	7,531	6,593	6,545	6,534	6,557
22112	Pembuatan bunga tayar yang boleh ditukar ganti dan tayar celup	2,218	2,129	2,086	2,189	2,118	1,995	1,995	2,072	2,129	2,155
22191 & 22193	Pembuatan produk lain daripada getah asli atau sintetik, tidak divulkan, divulkan atau dikeraskan & Pengilangan semula getah dan prosesan susu getah	16,928	16,741	16,690	17,530	17,379	16,952	17,239	17,441	17,408	17,337
22192	Pembuatan sarung tangan getah	65,383	64,940	65,658	68,626	68,438	67,914	67,263	66,739	66,853	65,171
22199	Pembuatan produk getah lain yang t.t.t.l.	33,441	33,625	33,278	34,389	34,327	32,264	32,618	32,920	33,014	32,894
222	Pembuatan produk plastik	152,343	151,129	155,750	157,536	156,895	156,889	158,191	158,320	158,506	158,013
22201 & 22202	Pembuatan produk plastik separa siap & Pembuatan produk plastik siap	33,435	33,192	35,934	37,138	36,993	37,667	37,812	37,666	37,506	37,315
22203	Pembuatan artikel plastik untuk pembungkusan barangan	47,719	47,285	48,717	49,077	48,773	48,901	49,093	49,392	49,889	50,348
22204	Pembuatan barangan plastik jurubina	3,375	3,357	3,605	3,626	3,569	3,559	3,578	3,561	3,595	3,685
22205	Pembuatan pinggan mangkuk, peralatan dapur dan barangan tandas daripada plastik	14,888	14,887	14,992	15,369	15,439	15,478	15,588	15,527	15,608	14,724
22209	Pembuatan pelbagai produk plastik t.t.t.l.	52,926	52,408	52,503	52,326	52,120	51,285	52,120	52,173	51,908	51,942
231 (23101 & 23102 & 23109)	Pembuatan kaca dan produk kaca	19,062	18,882	18,896	18,857	20,021	20,023	20,316	20,723	20,561	20,444

2023												Group Description/Period
Nov.	Dis.	Jan.	Feb.	Mac	Apr.	Mei	Jun	Jul.	Ogo.	Sep.	Okt.	
68,632	68,943	68,848	69,504	67,728	67,540	68,991	68,036	68,079	68,083	68,637	69,247	Manufacture of products of wood, cork, straw and plaiting materials
38,577	38,426	38,035	38,412	37,446	37,071	38,304	37,646	38,239	37,873	38,723	39,065	Manufacture of veneer sheets and plywood
6,534	6,419	6,275	6,387	6,345	6,261	6,553	6,563	6,555	7,458	7,116	7,092	Manufacture of particle board and fibreboard
10,249	10,830	10,966	11,134	10,642	10,772	10,752	10,645	10,417	9,814	9,651	9,703	Manufacture of builders' carpentry
13,271	13,268	13,572	13,571	13,295	13,435	13,383	13,181	12,868	12,938	13,146	13,386	Other industry
58,481	58,658	58,843	59,436	59,308	58,624	57,792	57,626	57,112	57,618	58,587	59,353	Manufacture of paper and paper products
9,128	9,259	9,269	9,407	9,332	9,352	8,476	8,473	8,462	8,641	8,582	8,701	Manufacture of pulp, paper and paperboard
23,831	23,850	23,728	23,899	23,877	23,294	23,345	23,353	23,039	22,862	23,416	23,682	Manufacture of corrugated paper and paperboard and of containers of paper and paperboard
1,659	1,692	1,745	1,798	1,789	1,760	1,785	1,769	1,776	1,766	1,777	1,785	Manufacture of envelopes and letter-card
10,850	10,818	10,909	10,821	10,723	10,671	10,669	10,515	10,347	11,002	11,368	11,526	Manufacture of liquefied and personal hygiene paper
7,473	7,480	7,507	7,821	7,837	7,850	7,795	7,792	7,753	7,519	7,465	7,557	Manufacture of gummed or adhesive paper in strips or rolls and labels and wall paper
5,539	5,559	5,686	5,691	5,749	5,696	5,722	5,724	5,735	5,827	5,979	6,103	Other industry
69,835	70,120	70,262	69,878	70,319	69,596	70,361	68,955	68,890	69,227	68,928	70,157	Printing, service activities related to printing and reproduction of recorded media
57,227	57,286	57,387	56,975	57,476	57,255	58,072	56,770	56,668	56,882	56,789	57,508	Printing
12,608	12,834	12,875	12,904	12,843	12,341	12,289	12,185	12,222	12,345	12,139	12,648	Service activities related to printing
												Reproduction of recorded media
17,670	17,817	17,783	17,989	18,486	18,239	18,209	18,149	18,202	18,349	18,199	18,408	Manufacture of refined petroleum products
47,309	47,560	48,311	48,844	49,475	47,928	48,292	48,507	46,679	47,278	47,094	47,911	Manufacture of basic chemicals, fertilizer and nitrogen compounds, plastics and synthetic rubber in primary forms
5,777	5,802	5,975	5,984	6,315	5,952	6,194	6,155	6,137	6,148	6,192	6,316	Manufacture of liquefied or compressed inorganic industrial or medical gases
19,400	19,633	19,708	19,928	20,155	19,439	19,501	19,696	18,836	19,059	19,050	19,429	Manufacture of basic organic chemicals
7,752	7,649	7,916	8,244	8,353	7,938	7,973	7,982	7,379	7,413	7,227	7,293	Manufacture of inorganic compounds
11,323	11,413	11,569	11,465	11,428	11,404	11,384	11,453	11,248	11,482	11,411	11,580	Manufacture of fertilizers
3,058	3,063	3,145	3,224	3,226	3,194	3,240	3,221	3,078	3,176	3,215	3,292	Manufacture of associated nitrogen products
57,081	57,336	57,338	57,121	58,105	56,863	56,332	55,785	56,305	56,092	55,364	55,918	Manufacture of other chemical products and man-made fibres
4,069	4,030	4,115	4,189	4,262	4,214	4,231	4,151	4,156	4,320	4,419	4,609	Manufacture of pesticides and other agrochemical
9,342	9,451	9,842	9,396	9,966	9,650	9,670	9,644	9,598	9,563	9,412	9,528	Manufacture of paints, varnishes and similar coatings ink
5,655	5,659	5,739	5,736	5,967	5,971	5,975	5,983	6,025	5,962	5,883	5,914	Manufacture of printing ink
21,656	21,711	21,059	21,265	21,322	20,555	19,912	19,568	20,034	20,119	19,767	19,969	Manufacture of soap and detergents, cleaning and polishing preparations
15,938	16,082	16,188	16,102	16,137	16,027	16,098	16,006	16,062	15,805	15,588	15,625	Manufacture of photographic plates, films, sensitized paper and other sensitized unexposed materials
421	402	395	434	451	447	446	433	430	323	295	273	Manufacture of writing and drawing ink
27,473	27,325	26,805	26,916	26,901	28,360	28,019	27,916	28,446	29,157	29,297	29,415	Manufacture of other chemical products n.e.c.
19,397	19,310	18,672	18,728	18,765	20,391	19,831	19,668	19,899	20,519	20,535	20,611	Manufacture of pharmaceuticals, medicinal chemical and botanical products
8,076	8,015	8,133	8,188	8,136	7,969	8,188	8,249	8,547	8,637	8,762	8,803	Manufacture of medicinal active substances to be used for their pharmacological properties in the manufacture of medicaments
122,375	122,297	120,492	120,806	121,509	120,578	118,693	114,969	115,215	117,851	118,329	118,150	Manufacture of rubber products
6,648	6,618	6,645	6,712	6,740	7,232	7,218	7,052	7,490	6,723	6,731	6,708	Manufacture of rubber tyres for vehicles
2,313	2,289	2,296	2,357	2,340	2,330	2,310	2,279	2,301	2,360	2,427	2,473	Manufacture of interchangeable tyre treads and retreading rubber tyres
17,706	17,767	18,150	18,698	18,775	19,171	19,237	19,192	19,928	18,948	18,619	18,505	Manufacture of other products of natural or synthetic rubber, unvulcanized, vulcanized or hardened
62,825	62,537	59,760	59,343	60,077	58,520	57,283	55,214	54,281	57,140	57,500	57,279	Rubber remilling and latex processing
32,883	33,087	33,641	33,697	33,577	33,325	32,645	31,231	31,215	32,679	33,052	33,184	Manufacture of rubber gloves
158,891	159,013	159,500	159,940	159,633	161,351	161,657	161,005	164,502	162,784	163,072	163,099	Manufacture of plastics products
37,568	37,664	37,595	37,674	37,301	38,878	39,037	38,558	38,435	38,464	38,510	38,449	Manufacture of semi-manufactures of plastic products
50,262	50,397	50,487	51,005	50,812	51,237	51,260	51,215	52,383	52,408	53,151	53,247	Manufacture of finished plastic products
3,636	3,656	3,703	3,713	3,699	3,680	3,701	3,690	3,675	3,665	3,708	3,728	Manufacture of plastic articles for the packing of goods
14,470	14,177	14,472	14,668	14,782	14,621	14,704	14,642	14,102	14,978	14,638	14,344	Manufacture of builders' plastics ware
52,955	53,120	53,244	52,879	53,040	52,935	52,954	52,901	55,907	53,269	53,066	53,331	Manufacture of plastic tableware, kitchenware and toilet articles
20,841	20,948	21,005	21,062	21,026	21,032	21,266	21,133	20,225	21,028	21,102	20,841	Manufacture of diverse plastic products n.e.c.
												Manufacture of glass and glass products

Jadual Table **1.5a** : Bilangan Pekerja Bergaji Sektor Pembuatan Mengikut Kumpulan
 : Number of Paid Employees of Manufacturing Sector by Group

Kod Kumpulan Group code	Keterangan Kumpulan/Tempoh	2021	2022	2022		
				Q1	Q2	Q3
239	Pembuatan pengeluaran galian bukan logam t.t.t.l.	86,772	86,356	86,285	86,241	86,614
23911	Pembuatan mortar refraktori dan konkrit					
&						
23921	Pembuatan seramik bukan refraktori	11,409	10,661	10,613	10,488	10,305
23930	Pembuatan produk porselin dan seramik lain	5,100	5,248	5,067	5,122	5,284
23941	Pembuatan simen hidraulik	7,667	7,303	7,659	7,902	7,036
23951	Pembuatan konkrit dan mortar siap bancuh dan bancuhan kering	16,004	16,685	15,409	15,914	16,550
23952	Pembuatan konkrit pratuangan, simen atau artikel batu buatan yang digunakan dalam pembinaan;					
&						
23953	Pembuatan komponen struktur pasang siap untuk bangunan atau kejuruteraan awam dari simen, batu atau konkrit buatan	30,295	30,016	30,601	29,880	30,296
&	Pembuatan artikel konkrit, simen dan plaster lain t.t.t.l.					
23959						
23990	Pembuatan produk mineral bukan logam lain t.t.t.l.	8,590	8,662	8,994	8,779	8,833
	Industri lain	7,707	7,782	7,941	8,157	8,310
241 (24101 & 24102 & 24103 & 24104 & 24109)	Pembuatan besi dan keluli asas	54,326	54,534	53,134	53,724	53,779
242 (24201 & 24202 & 24209)	Pembuatan logam asas berharga dan logam bukan ferus lain	41,977	42,642	43,474	42,105	42,633
243	Pengacuan logam	14,773	14,362	15,641	14,579	14,642
251 & 252	Pembuatan produk struktur logam, tangki, takungan, penjana wap, senjata dan peluru	59,684	60,158	59,909	58,461	58,655
25113	Pembuatan pintu, tingkap dan bingkai, penutup tingkap dan & pintu pagar daripada logam	40,418	40,355	40,766	39,197	38,843
25119	Pembuatan produk struktur logam lain					
25120	Pembuatan tangki, takungan dan kontena daripada logam	10,948	11,447	10,865	10,928	11,574
	Industri lain	8,319	8,357	8,277	8,337	8,237
259	Pembuatan lain-lain produk yang direka daripada logam; aktiviti perkhidmatan kerja logam	96,998	99,084	99,149	96,926	98,005
25910	Tempaan, tekanan, hentakan dan bentuk gelekkan logam; serbuk metalurgi	21,823	22,151	21,931	22,023	22,744
25920	Rawatan dan penyalutan logam; menggunakan mesin	12,158	12,860	13,179	12,179	12,460
25991	Pembuatan tin untuk produk makanan dan minuman, tiub dan kotak boleh dilipat	7,800	7,655	7,758	7,672	7,651
25992	Pembuatan kabel, plaited bands (jalur/pita berpintal) dan & artikel seumpamanya daripada logam	19,308	19,365	19,158	18,901	19,031
25993	Pembuatan bolt, skru, nat dan produk uliran seumpamanya					
25994	Pembuatan barangan rumah daripada logam	3,194	3,168	3,315	3,188	3,027
25999	Pembuatan produk lain yang direka daripada logam t.t.t.l.	22,227	23,427	22,990	22,358	22,397
	Industri lain	10,488	10,458	10,817	10,606	10,694
261	Pembuatan komponen dan papan elektronik	218,374	234,460	221,659	226,483	231,236
26101	Pembuatan diod, transistor dan alatan semikonduktor yang & seumpamanya	119,761	127,805	121,453	124,849	127,593
26102	Pembuatan litar elektronik bersepadu dengan pemasangan mikro					
26103	Pembuatan kapasitor dan perintang elektrik					
&						
26104	Pembuatan papan litar bercetak	84,490	92,370	85,967	87,023	89,380
&						
26105	Pembuatan komponen paparan					
26109	Pembuatan komponen lain untuk aplikasi elektronik	14,124	14,285	14,240	14,612	14,263
262 (26201 & 26202)	Pembuatan komputer dan kelengkapan peranti	65,839	69,667	66,588	67,693	68,367
263/ 26300	Pembuatan peralatan komunikasi	24,324	26,230	24,324	25,314	26,196
264/ 26400	Pembuatan peralatan elektronik pengguna	33,782	35,099	33,826	35,326	35,695
265	Pembuatan kelengkapan mengukur, menguji, memandu arah dan kawalan; jam tangan dan jam	29,332	31,734	29,638	29,895	30,947
26511	Pembuatan kelengkapan mengukur, menguji, memandu arah & dan kawalan	22,605	24,604	22,640	22,845	23,808
26512	Pembuatan kelengkapan kawalan proses perindustrian					
26520	Pembuatan jam tangan dan jam dan bahagiannya	6,727	7,131	6,998	7,049	7,139
266/ 26600	Pembuatan peralatan penyinaran, perubatan elektro dan elektroterapeutik	12,927	13,120	12,827	12,938	13,139

2023		2022		2023		Group Description/Period
Q4	Q1	Q2	Q3	(Jan. - Okt.)	(Jan. - Okt.)	
86,356	84,597	86,275	88,467	86,623	88,180	Manufacture of non-metallic mineral products n.e.c. <i>Manufacture of refractory mortars and concretes</i>
10,661	9,930	9,940	9,890	10,352	9,748	<i>Manufacture of non-refractory ceramic</i>
5,248	4,429	4,517	4,532	5,277	4,480	<i>Manufacture of other porcelain and ceramic products</i>
7,303	7,152	7,117	7,085	7,043	7,074	<i>Manufacture of hydraulic cement</i>
16,685	15,664	15,793	16,840	16,585	16,709	<i>Manufacture of ready-mix and dry-mix concrete and mortars</i>
						<i>Manufacture of precast concrete, cement or artificial stone articles for use in construction</i>
30,016	30,811	31,744	31,841	30,466	31,686	<i>Manufacture of prefabricated structural components for building or civil engineering of cement, concrete or artificial stone</i>
						<i>Manufacture of other articles of concrete, cement and plaster n.e.c.</i>
8,662	8,532	8,805	9,416	8,596	9,664	<i>Manufacture of other non-metallic mineral products n.e.c.</i>
7,782	8,081	8,360	8,864	8,305	8,819	<i>Other industry</i>
54,534	54,032	54,571	56,411	54,665	57,038	Manufacture of basic iron and steel
42,642	43,283	41,983	40,579	42,565	40,711	Manufacture of basic precious and other non-ferrous metals
14,362	15,271	14,598	14,907	14,763	15,056	Casting of metals
60,158	60,572	59,198	59,930	58,569	59,600	Manufacture of structural metal products, tanks, reservoirs , steam generators , weapons and ammunition
40,355	40,398	39,265	41,170	38,649	40,883	<i>Manufacture of metal doors, windows and their frames, shutters and gates</i> <i>Manufacture of other structural metal products</i>
11,447	11,540	11,296	10,565	11,564	10,450	<i>Manufacture of tanks, reservoirs and containers of metal</i>
8,357	8,633	8,637	8,194	8,356	8,267	<i>Other industry</i>
99,084	101,196	99,035	103,148	97,929	103,362	Manufacture of other fabricated metal products; metal working service activities
22,151	21,696	20,746	22,294	22,490	22,304	<i>Forging, pressing, stamping and roll-forming of metal; powder metallurgy</i>
12,860	13,812	13,007	11,600	12,682	11,719	<i>Treatment and coating of metals; machining</i>
7,655	7,797	7,547	8,223	7,595	8,265	<i>Manufacture of tins and cans for food products, collapsible tubes and boxes</i>
19,365	19,498	19,500	20,294	19,135	20,262	<i>Manufacture of metal cable, plaited bands and similar articles</i>
3,168	3,374	3,354	3,383	3,023	3,433	<i>Manufacture of bolts, screws, nuts and similar threaded products</i>
23,427	23,789	23,520	24,658	22,394	24,744	<i>Manufacture of metal household articles</i>
10,458	11,228	11,362	12,696	10,610	12,636	<i>Manufacture of any other fabricated metal products n.e.c.</i>
						<i>Other industry</i>
234,460	236,008	242,587	242,230	230,820	241,440	Manufacture of electronic components and boards
127,805	127,630	130,000	130,403	127,100	130,169	<i>Manufacture of diodes, transistors and similar semiconductor devices</i> <i>Manufacture of electronic integrated circuits micro assemblies</i>
						<i>Manufacture of electrical capacitors and resistors</i>
92,370	94,113	97,567	96,888	89,568	96,419	<i>Manufacture of printed circuit boards</i> <i>Manufacture of display components</i>
14,285	14,265	15,021	14,939	14,152	14,852	<i>Manufacture of other components for electronic applications</i>
69,667	66,793	66,941	66,748	67,995	66,616	Manufacture of computers and peripheral equipment
26,230	25,929	26,504	26,052	26,094	26,415	Manufacture of communication equipment
35,099	34,130	34,337	37,718	35,631	37,026	Manufacture of consumer electronics
31,734	32,146	32,143	31,578	31,136	31,500	Manufacture of measuring, testing, navigating and control equipment; watches and clocks
24,604	24,911	25,311	24,547	24,010	24,486	<i>Manufacture of measuring, testing, navigating and control equipment</i> <i>Manufacture of industrial process control equipment</i>
7,131	7,236	6,832	7,031	7,126	7,013	<i>Manufacture of watches and clocks and parts</i>
13,120	13,055	13,114	12,862	13,185	12,773	Manufacture of irradiation, electromedical and electrotherapeutic equipment

Jadual Table **1.5a** : Bilangan Pekerja Bergaji Sektor Pembuatan Mengikut Kumpulan (samb.)
: Number of Paid Employees of Manufacturing Sector by Group (cont.)

Kod Kumpulan Group code	Keterangan Kumpulan/Tempoh	2022									
		Jan.	Feb.	Mac	Apr.	Mei	Jun	Jul.	Ogo.	Sep.	Okt.
239	Pembuatan pengeluaran galian bukan logam t.t.t.l.	87,601	86,032	86,285	86,714	86,045	86,241	86,684	86,089	86,614	86,623
23911 & 23921	Pembuatan mortar refraktori dan konkrit & Pembuatan seramik bukan refraktori	10,694	10,459	10,613	10,507	10,476	10,488	10,482	10,418	10,305	10,352
23930	Pembuatan produk porselin dan seramik lain	5,190	5,132	5,067	5,030	5,101	5,122	5,245	5,272	5,284	5,277
23941	Pembuatan simen hidraulik	7,687	7,697	7,659	7,888	7,915	7,902	7,918	6,905	7,036	7,043
23951	Pembuatan konkrit dan mortar siap bancuh dan bancuhan kering	16,143	15,368	15,409	16,087	15,880	15,914	15,865	16,317	16,550	16,585
23952 & 23953 & 23959	Pembuatan konkrit pratuangan, simen atau artikel batu buatan yang digunakan dalam pembinaan; & Pembuatan komponen struktur pasang siap untuk bangunan atau kejuruteraan awam dari simen, batu atau konkrit buatan & Pembuatan artikel konkrit, simen dan plaster lain t.t.t.l.	30,821	30,287	30,601	30,102	29,809	29,880	30,237	30,084	30,296	30,466
23990	Pembuatan produk mineral bukan logam lain t.t.t.l.	8,927	9,021	8,994	8,949	8,773	8,779	8,814	8,792	8,833	8,596
	Industri lain	8,139	8,067	7,941	8,150	8,090	8,157	8,123	8,301	8,310	8,305
241 (24101 & 24102 & 24103 & 24104 & 24109)	Pembuatan besi dan keluli asas	54,006	52,709	53,134	53,358	53,314	53,724	53,707	53,646	53,779	54,665
242 (24201 & 24202 & 24209)	Pembuatan logam asas berharga dan logam bukan ferus lain	42,550	43,684	43,474	43,758	43,254	42,105	42,521	42,554	42,633	42,565
243	Pengacuan logam	15,364	15,691	15,641	14,651	14,485	14,579	14,664	14,580	14,642	14,763
251 & 252	Pembuatan produk struktur logam, tangki, takungan, penjana wap, senjata dan peluru	59,751	59,357	59,909	59,372	59,608	58,461	58,305	58,501	58,655	58,569
25113 & 25119	Pembuatan pintu, tingkap dan bingkai, penutup tingkap dan & pintu pagar daripada logam & Pembuatan produk struktur logam lain	40,558	40,308	40,766	40,145	40,337	39,197	38,893	38,804	38,843	38,649
25120	Pembuatan tangki, takungan dan kontena daripada logam	10,864	10,907	10,865	10,975	11,013	10,928	11,029	11,182	11,574	11,564
	Industri lain	8,330	8,142	8,277	8,252	8,258	8,337	8,383	8,515	8,237	8,356
259	Pembuatan lain-lain produk yang direka daripada logam; aktiviti perkhidmatan kerja logam	97,460	97,873	99,149	97,668	97,373	96,926	96,892	97,243	98,005	97,929
25910	Tempaan, tekanan, hentakan dan bentuk gelekkan logam; serbuk metalurgi	22,053	22,104	21,931	21,897	22,087	22,023	21,806	22,305	22,744	22,490
25920	Rawatan dan penyalutan logam; menggunakan mesin	12,243	12,636	13,179	12,435	12,331	12,179	12,415	12,344	12,460	12,682
25991	Pembuatan tin untuk produk makanan dan minuman, tiub dan kotak boleh dilipat	7,949	7,881	7,758	7,842	7,624	7,672	7,724	7,759	7,651	7,595
25992 & 25993	Pembuatan kabel, plaited bands (jalur/pita berpintal) dan & artikel seumpamanya daripada logam & Pembuatan bolt, skru, nat dan produk uliran seumpamanya	19,189	19,230	19,158	18,932	18,881	18,901	18,945	19,007	19,031	19,135
25994	Pembuatan barangan rumah daripada logam	3,174	3,202	3,315	3,213	3,258	3,188	3,008	3,029	3,027	3,023
25999	Pembuatan produk lain yang direka daripada logam t.t.t.l.	22,348	22,213	22,990	22,578	22,538	22,358	22,278	22,186	22,397	22,394
	Industri lain	10,504	10,607	10,817	10,771	10,655	10,606	10,716	10,614	10,694	10,610
261	Pembuatan komponen dan papan elektronik	217,493	219,452	221,659	223,410	223,914	226,483	227,591	229,495	231,236	230,820
26101 & 26102	Pembuatan diod, transistor dan alatan semikonduktor yang & seumpamanya & Pembuatan litar elektronik bersepadu dengan pemasangan mikro	118,738	119,920	121,453	123,132	123,368	124,849	125,551	127,253	127,593	127,100
26103 & 26104 & 26105	Pembuatan kapasitor dan perintang elektrik & Pembuatan papan litar bercetak & Pembuatan komponen paparan	84,511	85,312	85,967	85,852	85,870	87,023	87,549	87,851	89,380	89,568
26109	Pembuatan komponen lain untuk aplikasi elektronik	14,244	14,220	14,240	14,426	14,676	14,612	14,491	14,391	14,263	14,152
262 (26201 & 26202)	Pembuatan komputer dan kelengkapan peranti	66,148	66,213	66,588	66,284	67,298	67,693	67,694	68,390	68,367	67,995
263/ 26300	Pembuatan peralatan komunikasi	24,003	24,284	24,324	24,524	24,928	25,314	25,435	25,770	26,196	26,094
264/ 26400	Pembuatan peralatan elektronik pengguna	34,126	33,941	33,826	34,526	34,949	35,326	35,808	37,486	35,695	35,631
265	Pembuatan kelengkapan mengukur, menguji, memandu arah dan kawalan; jam tangan dan jam	29,553	29,454	29,638	29,550	29,537	29,895	30,282	30,749	30,947	31,136
26511 & 26512	Pembuatan kelengkapan mengukur, menguji, memandu arah & dan kawalan & Pembuatan kelengkapan kawalan proses perindustrian	22,822	22,666	22,640	22,651	22,611	22,845	23,211	23,624	23,808	24,010
26520	Pembuatan jam tangan dan jam dan bahagiannya	6,731	6,787	6,998	6,899	6,926	7,049	7,070	7,125	7,139	7,126
266/ 26600	Pembuatan peralatan penyinaran, perubatan elektro dan elektroterapeutik	12,854	12,808	12,827	12,714	12,827	12,938	13,008	13,136	13,139	13,185

2023												Group Description/Period
Nov.	Dis.	Jan.	Feb.	Mac	Apr.	Mei	Jun	Jul.	Ogo.	Sep.	Okt.	
86,667	86,356	86,764	84,734	84,597	85,017	85,642	86,275	87,570	87,684	88,467	88,180	Manufacture of non-metallic mineral products n.e.c. <i>Manufacture of refractory mortars and concretes</i>
10,732	10,661	10,126	9,968	9,930	9,889	9,837	9,940	9,711	9,972	9,890	9,748	<i>Manufacture of non-refractory ceramic</i>
5,240	5,248	5,261	4,449	4,429	4,384	4,534	4,517	4,584	4,685	4,532	4,480	<i>Manufacture of other porcelain and ceramic products</i>
7,344	7,303	7,410	7,413	7,152	7,130	7,145	7,117	7,381	7,000	7,085	7,074	<i>Manufacture of hydraulic cement</i>
16,883	16,685	16,853	15,890	15,664	15,652	15,833	15,793	16,281	16,315	16,840	16,709	<i>Manufacture of ready-mix and dry-mix concrete and mortars</i>
												<i>Manufacture of precast concrete, cement or artificial stone articles for use in construction</i>
29,939	30,016	30,459	30,305	30,811	31,153	31,352	31,744	31,840	31,738	31,841	31,686	<i>Manufacture of prefabricated structural components for building or civil engineering of cement, concrete or artificial stone</i>
8,624	8,662	8,558	8,621	8,532	8,618	8,764	8,805	9,307	9,146	9,416	9,664	<i>Manufacture of other articles of concrete, cement and</i>
7,905	7,782	8,097	8,088	8,081	8,189	8,177	8,360	8,466	8,828	8,864	8,819	<i>Manufacture of other non-metallic mineral products n.e.c.</i> <i>Other industry</i>
54,524	54,534	54,998	53,259	54,032	54,039	54,449	54,571	54,393	55,204	56,411	57,038	Manufacture of basic iron and steel
42,523	42,642	42,836	43,852	43,283	43,049	42,949	41,983	42,129	40,837	40,579	40,711	Manufacture of basic precious and other non-ferrous metals
14,411	14,362	14,866	15,369	15,271	14,889	14,682	14,598	14,579	14,899	14,907	15,056	Casting of metals
58,615	60,158	59,926	60,142	60,572	59,650	60,307	59,198	59,123	60,012	59,930	59,600	Manufacture of structural metal products, tanks, reservoirs , steam generators , weapons and ammunition
38,764	40,355	40,023	40,175	40,398	39,796	40,239	39,265	39,519	41,711	41,170	40,883	<i>Manufacture of metal doors, windows and their frames, shutters and gates</i>
11,534	11,447	11,429	11,507	11,540	11,227	11,368	11,296	11,205	10,141	10,565	10,450	<i>Manufacture of tanks, reservoirs and containers of metal</i>
8,318	8,357	8,474	8,460	8,633	8,626	8,700	8,637	8,400	8,159	8,194	8,267	<i>Other industry</i>
98,098	99,084	100,149	101,147	101,196	99,821	99,997	99,035	99,938	101,819	103,148	103,362	Manufacture of other fabricated metal products; metal working service activities
22,122	22,151	22,317	21,794	21,696	21,086	21,096	20,746	21,395	22,121	22,294	22,304	<i>Forging, pressing, stamping and roll-forming of metal; powder metallurgy</i>
12,519	12,860	12,990	13,420	13,812	13,194	13,133	13,007	12,885	11,668	11,600	11,719	<i>Treatment and coating of metals; machining</i>
7,693	7,655	7,925	7,926	7,797	7,461	7,478	7,547	7,631	8,282	8,223	8,265	<i>Manufacture of tins and cans for food products, collapsible tubes and boxes</i>
19,405	19,365	19,603	19,804	19,498	19,600	19,649	19,500	19,839	19,803	20,294	20,262	<i>Manufacture of metal cable, plaited bands and similar articles</i>
3,178	3,168	3,224	3,222	3,374	3,420	3,399	3,354	3,352	3,325	3,383	3,433	<i>Manufacture of bolts, screws, nuts and similar threaded products</i>
22,712	23,427	23,533	24,024	23,789	23,792	23,865	23,520	23,414	24,327	24,658	24,744	<i>Manufacture of any other fabricated metal products n.e.c.</i>
10,469	10,458	10,557	10,956	11,228	11,269	11,378	11,362	11,421	12,294	12,696	12,636	<i>Other industry</i>
232,722	234,460	232,601	235,331	236,008	240,519	242,132	242,587	236,704	239,866	242,230	241,440	Manufacture of electronic components and boards
126,922	127,805	125,741	127,188	127,630	132,595	130,700	130,000	127,640	130,145	130,403	130,169	<i>Manufacture of diodes, transistors and similar semiconductor devices</i>
												<i>Manufacture of electronic integrated circuits micro assemblies</i>
												<i>Manufacture of electrical capacitors and resistors</i>
91,413	92,370	92,577	93,866	94,113	93,703	96,536	97,567	94,153	94,885	96,888	96,419	<i>Manufacture of printed circuit boards</i>
												<i>Manufacture of display components</i>
14,388	14,285	14,283	14,277	14,265	14,221	14,897	15,021	14,911	14,836	14,939	14,852	<i>Manufacture of other components for electronic applications</i>
70,189	69,667	66,447	66,566	66,793	66,430	67,101	66,941	66,536	65,347	66,748	66,616	Manufacture of computers and peripheral equipment
26,072	26,230	26,067	25,910	25,929	26,167	26,399	26,504	24,800	25,823	26,052	26,415	Manufacture of communication equipment
35,379	35,099	34,397	34,161	34,130	33,564	34,215	34,337	33,943	35,963	37,718	37,026	Manufacture of consumer electronics
31,633	31,734	31,749	32,153	32,146	32,093	32,335	32,143	31,626	30,844	31,578	31,500	Manufacture of measuring, testing, navigating and control equipment; watches and clocks
24,534	24,604	24,687	25,020	24,911	24,945	25,343	25,311	24,810	24,097	24,547	24,486	<i>Manufacture of measuring, testing, navigating and control equipment</i>
7,099	7,131	7,062	7,133	7,236	7,148	6,991	6,832	6,816	6,747	7,031	7,013	<i>Manufacture of industrial process control equipment</i>
												<i>Manufacture of watches and clocks and parts</i>
13,176	13,120	13,142	13,004	13,055	12,999	13,097	13,114	11,988	12,457	12,862	12,773	Manufacture of irradiation, electromedical and electrotherapeutic equipment

Jadual
Table **1.5a** : Bilangan Pekerja Bergaji Sektor Pembuatan Mengikut Kumpulan
: Number of Paid Employees of Manufacturing Sector by Group

Kod Kumpulan Group code	Keterangan Kumpulan/Tempoh	2021	2022	2022		
				Q1	Q2	Q3
267 (26701 & 26702) & 268 (26800)	Pembuatan peralatan optikal, kelengkapan fotografi, media magnetik dan optikal	5,900	5,818	5,643	5,936	5,999
271	Pembuatan motor elektrik, penjana, transformer dan perkakasan pengagihan dan pengawalan elektrik	43,287	44,502	43,237	42,382	44,414
	27101 Pembuatan motor elektrik, penjana dan transformer	19,041	18,608	19,128	18,606	18,852
	27102 Pembuatan perkakasan pengagihan dan pengawalan elektrik	24,245	25,894	24,109	23,776	25,562
272/ 27200	Pembuatan bateri dan akumulator	8,019	8,687	8,489	8,318	8,849
273	Pembuatan pendawaian dan peranti pendawaian	24,181	24,074	23,924	24,331	24,275
	27310 Pembuatan kabel gentian optikal	887	926	937	966	1,026
	27320 Pembuatan wayar dan kabel elektronik dan elektrik lain	21,561	21,825	21,213	21,614	21,499
	27330 Pembuatan alatan pendawaian pembawa dan bukan pembawa arus untuk litar elektrik (tanpa mengira jenis bahan)	1,733	1,323	1,774	1,751	1,750
274/ 27400	Pembuatan kelengkapan pencahayaan elektrik	3,692	3,656	3,642	3,790	4,043
275/ 27500	Pembuatan perkakasan domestik	15,318	14,844	15,787	15,552	14,968
279/ 27900	Pembuatan kelengkapan elektrik lain	7,583	7,818	7,727	7,812	7,686
281 & 282	Pembuatan jentera kegunaan umum dan kegunaan khas	92,969	96,289	93,591	96,289	95,616
	28120 Pembuatan alat-alat kuasa bendalir & 28130 Pembuatan pam, pemampat, kepala paip dan injap lain	7,625	7,548	7,756	7,565	7,475
	28180 & 28220 Pembuatan alatan tangan yang menggunakan kuasa dilengkapkan dengan motor elektrik atau bukan motor elektrik atau pneumatik Pembuatan jentera pembentukan logam dan alatan mesin	22,560	22,093	22,721	22,846	22,359
	28192 Pembuatan mesin penyaman udara, termasuk untuk kenderaan bermotor	8,760	10,104	9,434	9,295	9,670
	28290 Pembuatan lain-lain mesin bertujuan khas t.t.t.l. Industri lain	9,574 44,450	9,303 47,242	9,900 43,781	9,860 46,723	9,283 46,829
291 (29101 & 29102)	Pembuatan kenderaan bermotor	24,246	25,340	24,441	24,590	25,233
292/ 29200	Pembuatan kerangka (<i>coachwork</i>) untuk kenderaan bermotor; pembuatan treler dan semi treler	6,504	7,336	6,672	6,905	7,078
293/ 29300	Pembuatan alat ganti dan aksesori untuk kenderaan bermotor	53,048	54,158	53,903	54,279	54,005
301 (30110 & 30120)	Pembinaan kapal dan bot	12,847	13,936	13,252	13,269	13,692
302, 303, 304 & 309	Pembuatan lokomotif keretapi, <i>rolling stock</i> , kapal angkasa dan udara, jentera berkaitan, kenderaan tempur ketenteraan, dan kelengkapan pengangkutan t.t.t.l.	28,749	29,491	30,075	29,704	30,033
	30910 Pembuatan motosikal	11,399	11,782	11,960	11,574	11,822
	30920 Pembuatan basikal dan <i>invalid carriages</i> Industri lain	3,222 14,129	3,464 14,244	3,428 14,688	3,554 14,577	3,567 14,644
310	Pembuatan perabot	76,839	77,294	78,959	79,824	78,998
	31001 Pembuatan perabot kayu dan rotan Industri lain	58,845 17,994	59,201 18,092	60,777 18,182	61,735 18,088	60,915 18,083
321 (32110 & 32120)	Pembuatan barang kemas, <i>bijouterie</i> dan artikel berkaitan	5,401	5,577	5,335	5,278	5,375
322, 325 & 329	Pembuatan instrumen muzik, peralatan dan bekalan perubatan dan pergigian dan pembuatan lain t.t.t.l.	26,303	27,237	26,627	26,857	27,241
	32901 Pembuatan alat tulis Industri lain	6,332 19,972	6,191 21,046	6,137 20,490	6,149 20,708	6,281 20,960
323/ 32300	Pembuatan barangan sukan	2,667	2,723	2,614	2,605	2,639
324/ 32400	Pembuatan permainan dan mainan	4,851	5,251	4,936	5,039	5,439
331 & 332	Pembaikan pemasangan produk logam, jentera, kelengkapan dan pemasangan jentera perindustrian dan kelengkapan	41,456	42,314	42,865	43,016	41,867
	33150 Pembaikan dan penyelenggaraan kelengkapan pengangkutan kecuali motosikal dan basikal Industri lain	6,594 34,861	6,891 35,423	6,667 36,198	6,739 36,276	6,625 35,242
Jumlah Pembuatan		2,259,619	2,335,435	2,287,325	2,297,905	2,316,961

2023		2022		2023		Group Description/Period
Q4	Q1	Q2	Q3	(Jan. - Okt.)	(Jan. - Okt.)	
5,818	5,980	5,853	6,236	5,997	6,186	Manufacture of optical instruments, photographic equipment, magnetic and optical media
44,502	44,617	43,394	44,787	44,512	44,515	Manufacture of electric motors, generators, transformers and electricity distribution and control apparatus
18,608	18,928	18,215	19,102	18,783	18,989	Manufacture of electric motors, generators and transformers
25,894	25,689	25,179	25,685	25,728	25,525	Manufacture of electricity distribution and control apparatus
8,687	8,624	8,589	8,939	8,955	8,998	Manufacture of batteries and accumulators
24,074	24,299	23,545	24,010	24,337	23,909	Manufacture of wiring and wiring devices
926	949	975	962	1,022	988	Manufacture of fibre optic cables
21,825	21,892	21,073	21,463	21,583	21,330	Manufacture of other electronic and electric wires and cables
1,323	1,459	1,496	1,585	1,732	1,590	Manufacture of current -carrying and non current-carrying wiring devices for electrical circuits regardless of material
3,656	3,624	3,555	3,908	4,012	3,927	Manufacture of electric lighting equipment
14,844	15,597	15,738	15,024	15,273	14,961	Manufacture of domestic appliances
7,818	7,873	7,726	7,785	7,725	7,739	Manufacture of other electrical equipment
96,289	97,105	98,507	95,536	96,128	95,332	Manufacture of general-purpose and special-purpose machinery
						Manufacture of fluid power equipmen
7,548	7,916	7,978	7,314	7,522	7,378	Manufacture of other pumps, compressors, taps and valves
						Manufacture of power-driven hand tools with self-contained electric or non-electric motor or pneumatic drives
22,093	22,879	23,370	22,743	22,294	22,710	Manufacture of metal-forming machinery and machine tools
10,104	10,320	9,918	9,058	9,688	8,974	Manufacture of air-conditioning machines, including for motor vehicles
9,303	9,516	9,741	8,443	9,326	8,445	Manufacture of other special-purpose machinery n.e.c.
47,242	46,473	47,499	47,977	47,297	47,825	Other industry
25,340	24,538	24,742	25,777	25,217	25,917	Manufacture of motor vehicles
7,336	7,572	7,608	8,612	7,084	8,662	Manufacture of bodies (coachwork) for motor vehicles; manufacture of trailers and semi-trailers
54,158	54,927	54,735	53,178	54,085	53,183	Manufacture of parts and accessories for motor vehicles
13,936	14,201	14,379	15,054	14,008	14,933	Building of ships and boats
29,491	30,053	29,372	28,999	29,678	29,105	Manufacture of railway locomotives, rolling stock, air and spacecraft, related machinery, military fighting vehicles and transport equipment n.e.c
11,782	12,510	11,955	12,904	11,757	13,083	Manufacture of motorcycles
3,464	3,241	3,048	1,749	3,562	1,634	Manufacture of bicycles and invalid carriages
14,244	14,302	14,368	14,346	14,359	14,388	Other industry
77,294	79,337	80,585	81,400	78,762	82,545	Manufacture of furniture
59,201	60,595	61,797	62,840	60,637	63,551	Manufacture of wooden and cane furniture
18,092	18,742	18,787	18,561	18,124	18,994	Other industry
5,577	6,107	5,818	5,597	5,434	5,620	Manufacture of jewellery, bijouterie and related articles
27,237	27,190	27,092	28,430	27,119	28,497	Manufacture of musical instruments, medical and dental instruments and supplies and other manufacturing n.e.c.
6,191	6,062	5,971	6,269	6,272	6,257	Manufacture of stationery
21,046	21,129	21,121	22,162	20,847	22,240	Other industry
2,723	2,585	2,583	2,149	2,683	2,124	Manufacture of sports goods
5,251	5,052	4,999	5,026	5,432	5,095	Manufacture of games and toys
42,314	43,583	43,593	43,616	42,353	43,845	Repair of fabricated metal products, machinery and equipment and installation of industrial machinery and equipment
6,891	7,280	7,339	7,324	6,625	7,183	Repair and maintenance of transport equipment except motorcycles and bicycles
35,423	36,302	36,254	36,292	35,728	36,662	Other industry
2,335,435	2,351,269	2,345,574	2,372,752	2,321,179	2,378,238	Total Manufacturing

Jadual Table **1.5a** : Bilangan Pekerja Bergaji Sektor Pembuatan Mengikut Kumpulan (samb.)
: Number of Paid Employees of Manufacturing Sector by Group (cont.)

Kod Kumpulan Group code	Keterangan Kumpulan/Tempoh	2022									
		Jan.	Feb.	Mac	Apr.	Mei	Jun	Jul.	Ogo.	Sep.	Okt.
267 (26701 & 26702) & 268 (26800)	Pembuatan peralatan optikal, kelengkapan fotografi, media magnetik dan optikal	5,601	5,674	5,643	5,859	5,822	5,936	5,857	6,021	5,999	5,997
271	Pembuatan motor elektrik, penjana, transformer dan perkakasan pengagihan dan pengawalan elektrik	43,546	43,361	43,237	42,301	42,223	42,382	43,008	44,102	44,414	44,512
	27101 Pembuatan motor elektrik, penjana dan transformer	19,281	19,161	19,128	18,574	18,675	18,606	18,555	18,619	18,852	18,783
	27102 Pembuatan perkakasan pengagihan dan pengawalan elektrik	24,265	24,200	24,109	23,727	23,549	23,776	24,453	25,483	25,562	25,728
272/ 27200	Pembuatan bateri dan akumulator	8,030	8,513	8,489	8,388	8,110	8,318	8,198	8,389	8,849	8,955
273	Pembuatan pendawaian dan peranti pendawaian	24,094	23,788	23,924	24,027	24,295	24,331	23,984	24,548	24,275	24,337
	27310 Pembuatan kabel gentian optikal	884	884	937	946	962	966	999	1,016	1,026	1,022
	27320 Pembuatan wayar dan kabel elektronik dan elektrik lain	21,457	21,151	21,213	21,312	21,591	21,614	21,238	21,781	21,499	21,583
	27330 Pembuatan alatan pendawaian pembawa dan bukan pembawa arus untuk litar elektrik (tanpa mengira jenis bahan)	1,753	1,753	1,774	1,770	1,742	1,751	1,746	1,750	1,750	1,732
274/ 27400	Pembuatan kelengkapan pencahayaan elektrik	3,705	3,698	3,642	3,652	3,669	3,790	3,953	3,942	4,043	4,012
275/ 27500	Pembuatan perkakasan domestik	15,393	15,300	15,787	15,574	15,530	15,552	15,266	15,415	14,968	15,273
279/ 27900	Pembuatan kelengkapan elektrik lain	7,631	7,593	7,727	7,697	7,731	7,812	7,847	7,938	7,686	7,725
281 & 282	Pembuatan jentera kegunaan umum dan kegunaan khas	93,820	95,057	93,591	94,805	94,870	96,289	95,670	95,818	95,616	96,128
	28120 Pembuatan alat-alat kuasa bendalir &										
	28130 Pembuatan pam, pemampat, kepala paip dan injap lain	7,649	7,703	7,756	7,678	7,602	7,565	7,582	7,542	7,475	7,522
	28180 & Pembuatan alatan tangan yang menggunakan kuasa dilengkapkan dengan motor elektrik atau bukan motor elektrik atau pneumatik	22,670	23,030	22,721	22,797	22,805	22,846	22,405	22,395	22,359	22,294
	28220 Pembuatan jentera pembentukan logam dan alatan mesin										
	28192 Pembuatan mesin penyaman udara, termasuk untuk kenderaan bermotor	9,300	9,415	9,434	9,334	9,328	9,295	9,487	9,593	9,670	9,688
	28290 Pembuatan lain-lain mesin bertujuan khas t.t.t.l. Industri lain	9,728	9,855	9,900	9,955	9,888	9,860	9,850	9,696	9,283	9,326
		44,473	45,054	43,781	45,041	45,247	46,723	46,346	46,591	46,829	47,297
291 (29101 & 29102)	Pembuatan kenderaan bermotor	24,294	24,524	24,441	24,098	23,870	24,590	25,068	25,180	25,233	25,217
292/ 29200	Pembuatan kerangka (coachwork) untuk kenderaan bermotor; pembuatan treler dan semi treler	6,514	6,757	6,672	6,814	6,796	6,905	6,862	6,937	7,078	7,084
293/ 29300	Pembuatan alat ganti dan aksesori untuk kenderaan bermotor	53,581	53,814	53,903	54,112	54,234	54,279	54,106	53,973	54,005	54,085
301 (30110 & 30120)	Pembinaan kapal dan bot	13,103	13,066	13,252	13,056	13,129	13,269	13,607	13,669	13,692	14,008
302, 303, 304 & 309	Pembuatan lokomotif keretapi, rolling stock, kapal angkasa dan udara, jentera berkaitan, kenderaan tempur ketenteraan, dan kelengkapan pengangkutan t.t.t.l.	29,738	29,978	30,075	29,858	29,733	29,704	29,633	29,736	30,033	29,678
	30910 Pembuatan motosikal	11,680	11,785	11,960	11,684	11,512	11,574	11,425	11,539	11,822	11,757
	30920 Pembuatan basikal dan invalid carriages Industri lain	3,442	3,431	3,428	3,458	3,515	3,554	3,562	3,500	3,567	3,562
		14,616	14,763	14,688	14,716	14,705	14,577	14,647	14,696	14,644	14,359
310	Pembuatan perabot	78,359	78,533	78,959	80,154	79,616	79,824	78,338	78,497	78,998	78,762
	31001 Pembuatan perabot kayu dan rotan Industri lain	60,314	60,211	60,777	61,922	61,540	61,735	60,345	60,650	60,915	60,637
		18,045	18,322	18,182	18,232	18,076	18,088	17,993	17,846	18,083	18,124
321 (32110 & 32120)	Pembuatan barang kemas, bijouterie dan artikel berkaitan	5,507	5,602	5,335	5,409	5,403	5,278	5,351	5,328	5,375	5,434
322, 325 & 329	Pembuatan instrumen muzik, peralatan dan bekalan perubatan dan pergigian dan pembuatan lain t.t.t.l.	26,385	26,487	26,627	26,676	26,786	26,857	27,270	27,293	27,241	27,119
	32901 Pembuatan alat tulis Industri lain	6,288	6,308	6,137	6,181	6,199	6,149	6,263	6,272	6,281	6,272
		20,097	20,180	20,490	20,496	20,587	20,708	21,006	21,020	20,960	20,847
323/ 32300	Pembuatan barangan sukan	2,692	2,606	2,614	2,625	2,640	2,605	2,615	2,637	2,639	2,683
324/ 32400	Pembuatan permainan dan mainan	4,853	5,006	4,936	4,833	4,925	5,039	5,317	5,337	5,439	5,432
331 & 332	Pembaikan pemasangan produk logam, jentera, kelengkapan dan pemasangan jentera perindustrian dan kelengkapan	42,529	42,470	42,865	43,097	43,347	43,016	42,826	42,276	41,867	42,353
	33150 Pembaikan dan penyelenggaraan kelengkapan pengangkutan kecuali motosikal dan basikal Industri lain	6,754	6,628	6,667	6,724	6,709	6,739	6,640	6,601	6,625	6,625
		35,775	35,842	36,198	36,373	36,638	36,276	36,187	35,675	35,242	35,728
Jumlah Pembuatan		2,274,146	2,275,927	2,287,325	2,291,470	2,296,686	2,297,905	2,300,906	2,309,353	2,316,961	2,321,179

2023												Group Description/Period
Nov.	Dis.	Jan.	Feb.	Mac	Apr.	Mei	Jun	Jul.	Ogo.	Sep.	Okt.	
5,740	5,818	6,019	5,956	5,980	5,891	5,916	5,853	5,800	6,165	6,236	6,186	Manufacture of optical instruments, photographic equipment, magnetic and optical media
44,336	44,502	44,702	44,495	44,617	43,615	43,288	43,394	44,057	44,811	44,787	44,515	Manufacture of electric motors, generators, transformers and electricity distribution and control
18,521	18,608	19,030	18,915	18,928	18,370	18,325	18,215	18,430	18,952	19,102	18,989	Manufacture of electric motors, generators and
25,815	25,894	25,672	25,580	25,689	25,245	24,962	25,179	25,627	25,859	25,685	25,525	Manufacture of electricity distribution and control
8,635	8,687	8,689	8,630	8,624	8,538	8,587	8,589	8,534	8,674	8,939	8,998	Manufacture of batteries and accumulators
24,749	24,074	23,949	24,428	24,299	24,434	23,557	23,545	23,357	23,815	24,010	23,909	Manufacture of wiring and wiring devices
929	926	936	941	949	961	974	975	960	955	962	988	Manufacture of fibre optic cables
22,072	21,825	21,586	22,060	21,892	21,973	21,087	21,073	20,962	21,334	21,463	21,330	Manufacture of other electronic and electric wires and
1,748	1,323	1,427	1,427	1,459	1,501	1,496	1,496	1,435	1,526	1,585	1,590	Manufacture of current -carrying and non current-carrying wiring devices for electrical circuits regardless of material
3,632	3,656	3,601	3,521	3,624	3,528	3,501	3,555	3,684	3,858	3,908	3,927	Manufacture of electric lighting equipment
14,704	14,844	14,901	14,932	15,597	15,371	15,888	15,738	15,447	15,692	15,024	14,961	Manufacture of domestic appliances
7,819	7,818	7,905	7,882	7,873	7,782	7,741	7,726	7,800	7,964	7,785	7,739	Manufacture of other electrical equipment
96,173	96,289	96,996	98,086	97,105	97,395	96,815	98,507	96,005	96,046	95,536	95,332	Manufacture of general-purpose and special-purpose machinery
7,568	7,548	7,902	7,976	7,916	7,874	7,856	7,978	7,893	7,373	7,314	7,378	Manufacture of fluid power equipment
22,175	22,093	22,213	22,593	22,879	22,934	22,787	23,370	22,959	22,665	22,743	22,710	Manufacture of other pumps, compressors, taps and valves
9,905	10,104	10,379	10,517	10,320	10,248	9,980	9,918	8,977	8,938	9,058	8,974	Manufacture of power-driven hand tools with self-contained electric or non-electric motor or pneumatic drives
9,213	9,303	9,397	9,530	9,516	9,637	9,689	9,741	9,791	8,673	8,443	8,445	Manufacture of metal-forming machinery and machine tools
47,312	47,242	47,104	47,471	46,473	46,702	46,503	47,499	46,385	48,397	47,977	47,825	Manufacture of air-conditioning machines, including for motor vehicles
25,233	25,340	25,254	24,684	24,538	24,501	24,840	24,742	25,324	25,689	25,777	25,917	Manufacture of other special-purpose machinery n.e.c.
6,998	7,336	7,361	7,676	7,572	7,590	7,595	7,608	7,726	8,581	8,612	8,662	Other industry
54,084	54,158	54,385	54,728	54,927	54,833	55,002	54,735	54,809	53,205	53,178	53,183	Manufacture of motor vehicles
14,044	13,936	14,356	14,389	14,201	14,031	14,262	14,379	14,709	14,826	15,054	14,933	Manufacture of bodies (coachwork) for motor vehicles; manufacture of trailers and semi-trailers
29,559	29,491	29,937	29,923	30,053	29,681	29,565	29,372	29,691	28,994	28,999	29,105	Manufacture of parts and accessories for motor vehicles
11,782	11,782	12,113	12,233	12,510	12,163	11,853	11,955	12,748	12,489	12,904	13,083	Building of ships and boats
3,532	3,464	3,349	3,280	3,241	3,227	3,146	3,048	2,633	1,969	1,749	1,634	Manufacture of railway locomotives, rolling stock, air and spacecraft, related machinery, military fighting vehicles and transport equipment n.e.c
14,245	14,244	14,475	14,411	14,302	14,290	14,566	14,368	14,309	14,536	14,346	14,388	Manufacture of motorcycles
77,544	77,294	79,024	79,053	79,337	80,462	80,682	80,585	80,271	80,892	81,400	82,545	Manufacture of bicycles and invalid carriages
59,865	59,201	60,332	60,239	60,595	61,799	61,915	61,797	61,612	62,751	62,840	63,551	Other industry
17,680	18,092	18,692	18,815	18,742	18,664	18,767	18,787	18,659	18,141	18,561	18,994	Manufacture of furniture
5,569	5,577	5,981	6,112	6,107	6,014	6,041	5,818	5,567	5,485	5,597	5,620	Manufacture of wooden and cane furniture
27,119	27,237	27,159	27,107	27,190	26,890	27,073	27,092	28,373	28,404	28,430	28,497	Other industry
6,134	6,191	6,215	6,079	6,062	6,057	6,077	5,971	6,038	6,239	6,269	6,257	Manufacture of jewellery, bijouterie and related articles
20,985	21,046	20,944	21,028	21,129	20,833	20,996	21,121	22,335	22,165	22,162	22,240	Manufacture of musical instruments, medical and dental instruments and supplies and other manufacturing n.e.c.
2,649	2,723	2,646	2,547	2,585	2,576	2,580	2,583	2,581	2,172	2,149	2,124	Manufacture of stationery
5,371	5,251	5,130	5,127	5,052	5,024	5,044	4,999	4,549	5,005	5,026	5,095	Other industry
42,172	42,314	43,460	43,478	43,583	43,684	44,026	43,593	44,126	44,084	43,616	43,845	Manufacture of sports goods
6,730	6,891	7,422	7,409	7,280	7,434	7,286	7,339	7,271	7,395	7,324	7,183	Manufacture of games and toys
35,441	35,423	36,037	36,069	36,302	36,251	36,740	36,254	36,855	36,689	36,292	36,662	Repair of fabricated metal products, machinery and equipment and installation of industrial machinery and equipment
												Repair and maintenance of transport equipment except motorcycles and bicycles
												Other industry
2,328,070	2,335,435	2,341,951	2,349,967	2,351,269	2,349,159	2,355,748	2,345,574	2,340,123	2,355,111	2,372,752	2,378,238	Total Manufacturing

Jadual **1.5b** : Bilangan Pekerja Bergaji Sektor Pembuatan Mengikut Kumpulan: Perubahan Peratusan Tahunan
 Table : Number of Paid Employees of Manufacturing Sector by Group: Annual Percentage Change

Kod Kumpulan Group code	Keterangan Kumpulan/Tempoh	2021	2022	2022		
				Q1	Q2	Q3
101	Pemprosesan dan pengawetan daging	1.1	4.9	-0.02	0.4	-0.1
102	Pemprosesan dan pengawetan ikan, krustasea dan moluska	2.2	5.3	-2.3	3.2	3.9
	10201 Pengetinan ikan, krustasea dan moluska &	-0.6	6.4	-3.5	0.9	3.0
	10202 Pemprosesan dan pengawetan ikan, krustasea dan moluska Industri lain	19.5	-0.4	4.2	17.0	9.2
103	Pemprosesan dan pengawetan buah-buahan dan sayur - sayuran	-9.1	-2.1	-9.1	-9.3	-2.1
	10303 Pengetinan nanas &	-50.6	12.4	-57.0	-52.1	-2.9
	10304 Pembuatan jem, marmalad dan sajian jeli Industri lain	-4.5	-3.0	-3.8	-4.6	-2.1
104	Pembuatan minyak dan lemak daripada sayuran dan haiwan	2.9	6.0	3.2	3.1	3.6
	10404 Pembuatan minyak sayuran mentah dan bertapis &	5.5	5.7	1.8	4.6	5.0
	10406 Pembuatan sebatian lemak masakan	2.9	4.9	3.5	6.8	7.5
	10405 Pembuatan minyak kelapa Industri lain	2.7	6.0	3.3	2.8	3.4
105	Pembuatan produk tenusu	1.8	1.1	-5.2	-4.0	-4.9
	10502 Pembuatan susu pekat, tepung dan sejat Industri lain	3.1	-1.1	-5.9	-5.4	-7.0
		-1.7	7.3	-3.4	-0.2	0.8
106	Pembuatan produk bijian, kanji dan produk berkanji	5.1	3.6	3.2	2.5	1.8
	10611 Pengilangan beras	4.5	9.5	2.3	2.7	1.6
	10613 Pengilangan tepung Industri lain	5.6	0.7	5.0	2.8	2.1
		5.2	-9.5	-0.9	-0.1	1.8
107	Pembuatan produk makanan lain	6.4	5.6	4.8	4.0	4.7
	10711 Pembuatan biskut dan cookies	18.4	1.0	20.4	21.2	21.9
	10712 Pembuatan roti, kek dan produk bakeri lain	7.5	3.5	2.1	-2.3	-1.6
	10713 Pembuatan produk snek	-3.8	5.0	-5.1	-3.1	1.2
	10721 Pembuatan gula	-3.2	-1.2	-2.7	-3.5	-3.8
	10731 Pembuatan produk koko	-5.1	-0.5	-3.8	-1.9	1.8
	10732 Pembuatan coklat dan produk coklat &	-8.0	-2.1	-8.5	-5.5	-2.1
	10733 Pembuatan konfeksi gula	18.4	15.5	13.5	17.5	14.6
	10793 Pembuatan sos dan bahan perasa	7.6	10.7	14.5	8.1	9.9
	10799 Pembuatan produk makanan lain t.t.t.l. Industri lain	5.4	7.3	2.1	3.1	2.5
108/10800	Pembuatan makanan haiwan tersedia	-16.9	4.6	-16.4	-12.6	-2.5
110	Pembuatan minuman ringan	1.7	2.6	1.2	3.9	0.7
	11041 Pembuatan minuman ringan	0.0	3.1	2.3	3.6	4.0
	11042 Pengeluaran air mineral semulajadi dan minuman lain yang dibotolkan Industri lain	-3.6	-1.8	-5.4	0.5	-4.2
		34.0	10.6	11.4	15.1	-6.4
120/12000	Pembuatan produk tembakau	3.3	2.8	0.1	1.7	0.2
131	Pemintalan, penenunan dan penyiapan tekstil	-0.4	-1.8	-1.8	-1.9	-0.7
	13110 Penyediaan dan pemintalan gantian tekstil &	-5.8	-3.6	-7.5	-8.7	-5.6
	13120 Penenunan tekstil	26.6	3.2	22.8	22.1	15.3
	13132 Pewarnaan, pelunturan, percetakan dan penyiapan akhir benang dan fabrik Industri lain	-37.5	-5.0	-30.2	-16.7	-16.3
139	Pembuatan tekstil lain	8.2	2.5	3.2	6.3	4.9
	13910 Pembuatan fabrik dikait dan dikrusye Industri lain	10.9	-1.9	8.4	6.6	4.2
		6.5	5.6	-0.2	6.0	5.4
141	Pembuatan pakaian, kecuali pakaian berbulu	1.9	2.6	2.8	6.4	5.8
	14102 Pembuatan pakaian Industri lain	3.2	2.9	3.1	5.6	4.8
		-1.3	1.9	2.1	8.6	8.7
142 & 143	Pembuatan artikel daripada kulit bulu dan pakaian yang dikait dan dikrusye	-19.1	2.6	-12.1	-10.6	4.9
151 (15110 & 15120)	Penyamakan dan pembersihan kulit, pembuatan bagasi, beg tangan, pelana dan abah-abah pembersihan dan pewarnaan bulu	7.7	-4.4	5.8	2.6	-1.5
152	Pembuatan kasut	0.3	8.8	0.9	8.3	9.3
	15201 Pembuatan kasut kulit &	-2.0	10.3	0.4	9.2	13.0
	15203 Pembuatan kasut getah Industri lain	3.2	6.9	1.4	7.1	5.1
161/16100	Pengilangan dan pengetaman kayu	4.2	-1.9	3.6	10.4	0.6

2023		2022		2023		Group Description/Period
Q4	Q1	Q2	Q3	(Jan. - Okt.)	(Jan. - Okt.)	
4.9	6.3	9.5	10.3	2.7	10.8	Processing and preserving of meat
5.3	9.1	6.0	5.3	4.9	4.8	Processing and preserving of fish, crustaceans and molluscs
6.4	9.5	6.3	4.8	4.4	4.6	Canning of fish, crustaceans and molluscs
-0.4	6.7	4.6	7.5	7.3	6.1	Processing, curing and preserving of fish, crustacean and molluscs
-2.1	2.2	6.0	4.0	-0.5	4.6	Processing and preserving of fruits and vegetable
12.4	17.0	5.4	7.4	-3.4	8.6	Pineapple canning
-3.0	1.5	6.1	3.8	-0.3	4.4	Manufacture of jams, marmalades and table jellies
6.0	6.9	7.0	8.9	5.9	9.1	Other industry
5.7	9.9	8.3	16.3	4.9	16.8	Manufacture of vegetable and animal oils and fats
4.9	3.5	1.3	3.7	7.5	3.7	Manufacture of crude and refined vegetable oil
6.0	6.9	7.2	8.7	5.9	8.9	Manufacture of compound cooking fats
1.1	2.5	-0.1	4.4	-0.03	4.1	Manufacture of coconut oil
-1.1	1.3	-0.9	3.2	-2.5	2.8	Other industry
7.3	5.9	2.0	7.7	6.8	7.3	Manufacture of dairy products
3.6	4.3	4.3	4.1	1.6	4.7	Manufacture of condensed, powdered and evaporated milk
9.5	8.5	6.8	2.9	2.0	3.4	Other industry
0.7	2.8	4.1	7.7	2.0	8.4	Manufacture of grain mill products, starches and starch products
-9.5	-9.4	-7.6	-6.7	-2.1	-6.1	Rice milling
5.6	4.6	5.7	9.8	5.4	10.3	Flour milling
1.0	2.1	0.6	1.6	17.7	2.1	Other industry
3.5	8.7	9.6	11.5	1.7	10.7	Manufacture of other food products
5.0	5.3	4.9	7.9	3.2	7.5	Manufacture of biscuits and cookies
-1.2	-0.5	2.7	7.2	-1.4	8.0	Manufacture of bread, cakes and other bakery products
-0.5	-2.2	1.1	-0.5	1.4	4.1	Manufacture of snack products
-2.1	-0.1	-1.7	3.7	-2.5	4.4	Manufacture of sugar
15.5	10.0	8.8	17.7	14.4	18.3	Manufacture of sugar confectionery
10.7	-7.4	4.0	16.9	11.0	19.2	Manufacture of cocoa products
7.3	7.9	6.7	8.8	2.5	9.4	Manufacture of chocolate and chocolate products
4.6	5.3	-1.8	-7.6	-0.01	-8.6	Manufacture of sauces and condiments
2.6	2.9	3.8	2.8	2.2	3.6	Manufacture of other food products n.e.c.
3.1	1.7	2.7	0.9	3.9	1.3	Other industry
-1.8	4.9	4.8	5.5	-0.2	6.5	Manufacture of prepared animal feeds
10.6	5.2	8.2	8.7	-1.8	11.0	Manufacture of beverages
2.8	2.4	7.1	6.1	0.4	5.8	Manufacture of soft drinks
-1.8	0.5	2.8	2.6	-1.1	1.7	Production of natural mineral waters and other bottled waters
-3.6	1.2	4.2	6.6	-4.4	5.2	Other industry
3.2	-1.6	-0.8	-7.2	9.5	-6.9	Manufacture of tobacco products
-5.0	3.7	6.9	7.5	-16.5	8.9	Spinning, weaving and finishing of textiles
2.5	3.2	2.4	2.5	4.5	2.8	Preparation and spinning of textile fibres
-1.9	-4.8	-5.1	-6.1	1.2	-4.0	Weaving of textiles
5.6	8.8	7.4	8.2	6.8	7.3	Dyeing, bleaching, printing and finishing of yarns and fabrics
2.6	1.8	3.1	3.0	5.2	3.0	Other industry
2.9	3.2	2.8	2.3	4.5	2.8	Manufacture of other textiles
1.9	-1.9	4.0	4.9	7.1	3.6	Manufacture of knitted and crocheted fabrics
2.6	6.7	5.4	10.3	5.0	6.7	Other industry
-4.4	-0.3	0.8	1.2	-4.3	1.8	Manufacture of wearing apparel, except fur
8.8	9.9	7.6	5.7	8.5	7.0	Manufacture of articles of fur, knitted and crocheted apparel
10.3	7.4	1.4	-0.02	11.3	0.24	Tanning and dressing of leather; manufacture of luggage, handbags, saddlery and harness; dressing and dyeing of fur
6.9	13.0	15.2	12.8	5.2	15.6	Manufacture of footwear
-1.9	-1.7	-2.4	-3.6	0.3	-2.6	Manufacture of leather footwear
						Manufacture of rubber footwear
						Other industry
						Sawmilling and planing of wood

Jadual **1.5b** : Bilangan Pekerja Bergaji Sektor Pembuatan Mengikut Kumpulan: Perubahan Peraturan Tahunan (samb.)
 Table : Number of Paid Employees of Manufacturing Sector by Group: Annual Percentage Change (cont.)

Kod Kumpulan Group code	Keterangan Kumpulan/Tempoh	2022									
		Jan.	Feb.	Mac	Apr.	Mei	Jun	Jul.	Ogo.	Sep.	Okt.
101	Pemprosesan dan pengawetan daging	1.3	1.4	0.0	-0.1	0.4	0.4	-0.8	0.3	-0.1	2.7
102	Pemprosesan dan pengawetan ikan, krustasea dan moluska	-0.3	-2.2	-2.3	-0.1	0.8	3.2	3.9	4.8	3.9	4.9
	10201 Pengetinan ikan, krustasea dan moluska &										
	10202 Pemprosesan dan pengawetan ikan, krustasea dan moluska Industri lain	-1.0	-3.2	-3.5	-1.0	-0.4	0.9	2.3	3.3	3.0	4.4
		3.3	3.3	4.2	5.1	7.8	17.0	12.8	13.4	9.2	7.3
103	Pemprosesan dan pengawetan buah-buahan dan sayur - sayuran	-8.4	-8.1	-9.1	-10.1	-9.1	-9.3	-8.7	-3.8	-2.1	-0.5
	10303 Pengetinan nanas &										
	10304 Pembuatan jem, marmalad dan sajian jeli Industri lain	-54.2	-54.2	-57.0	-53.7	-54.1	-52.1	-52.0	-4.9	-2.9	-3.4
		-3.4	-3.0	-3.8	-5.3	-4.2	-4.6	-4.1	-3.7	-2.1	-0.3
104	Pembuatan minyak dan lemak daripada sayuran dan haiwan	2.7	3.3	3.2	3.0	2.7	3.1	3.2	3.7	3.6	5.9
	10404 Pembuatan minyak sayuran mentah dan bertapis &										
	10406 Pembuatan sebatian lemak masakan	5.1	5.4	1.8	2.7	3.5	4.6	5.4	4.6	5.0	4.9
	10405 Pembuatan minyak kelapa Industri lain	3.2	3.0	3.5	6.4	6.8	6.8	8.0	7.0	7.5	7.5
		2.5	3.2	3.3	2.9	2.6	2.8	3.0	3.5	3.4	5.9
105	Pembuatan produk tenusu	-4.0	-5.0	-5.2	-5.7	-5.0	-4.0	-3.9	-5.1	-4.9	-0.03
	10502 Pembuatan susu pekat, tepung dan sejat Industri lain	-5.0	-5.8	-5.9	-6.1	-5.8	-5.4	-5.6	-7.2	-7.0	-2.5
		-0.8	-2.8	-3.4	-4.3	-2.9	-0.2	1.0	1.1	0.8	6.8
106	Pembuatan produk bijian, kanji dan produk	2.6	3.3	3.2	4.0	2.3	2.5	2.8	2.1	1.8	1.6
	10611 Pengilangan beras	0.4	2.1	2.3	4.1	2.6	2.7	3.2	1.5	1.6	2.0
	10613 Pengilangan tepung Industri lain	6.1	5.6	5.0	4.8	2.4	2.8	3.3	2.9	2.1	2.0
		-2.0	-1.1	-0.9	0.1	-0.3	-0.1	-1.9	1.0	1.8	-2.1
107	Pembuatan produk makanan lain	4.5	4.1	4.8	3.8	4.4	4.0	3.9	4.6	4.7	5.4
	10711 Pembuatan biskut dan cookies	19.3	20.0	20.4	19.0	19.7	21.2	23.2	23.4	21.9	17.7
	10712 Pembuatan roti, kek dan produk bakeri lain	6.7	2.7	2.1	1.7	1.9	-2.3	-1.8	-1.5	-1.6	1.7
	10713 Pembuatan produk snek	-6.4	-5.9	-5.1	-4.1	-4.0	-3.1	-2.2	-2.4	1.2	3.2
	10721 Pembuatan gula	-2.9	-2.6	-2.7	-3.5	-2.5	-3.5	-3.3	-3.2	-3.8	-1.4
	10731 Pembuatan produk koko	-4.5	-3.5	-3.8	-2.6	-1.1	-1.9	-1.3	1.1	1.8	1.4
	10732 Pembuatan coklat dan produk coklat &										
	10733 Pembuatan konfeksi gula	-10.6	-10.0	-8.5	-8.9	-8.8	-5.5	-4.4	-2.8	-2.1	-2.5
	10793 Pembuatan sos dan bahan perasa	6.8	11.1	13.5	12.1	16.0	17.5	16.7	16.6	14.6	14.4
	10799 Pembuatan produk makanan lain t.t.t.l. Industri lain	7.8	7.9	14.5	8.6	9.2	8.1	7.5	9.8	9.9	11.0
		3.3	3.4	2.1	1.9	2.2	3.1	1.7	2.4	2.5	2.5
108/10800	Pembuatan makanan haiwan tersedia	-15.4	-16.1	-16.4	-13.6	-12.8	-12.6	-14.4	-2.3	-2.5	-0.01
110	Pembuatan minuman ringan	0.8	1.3	1.2	3.2	3.4	3.9	3.7	0.8	0.7	2.2
	11041 Pembuatan minuman ringan	0.3	2.2	2.3	4.2	4.8	3.6	5.1	4.3	4.0	3.9
	11042 Pengeluaran air mineral semulajadi dan minuman lain yang dibotolkan Industri lain	-4.2	-6.6	-5.4	-4.2	-3.8	0.5	-3.7	-4.3	-4.2	-0.2
		17.9	16.8	11.4	17.1	13.7	15.1	14.7	-6.7	-6.4	-1.8
120/12000	Pembuatan produk tembakau	3.6	0.2	0.1	1.1	0.7	1.7	4.6	4.5	0.2	0.4
131	Pemintalan, penenunan dan penyiapan tekstil	-0.9	-2.1	-1.8	-3.0	-3.5	-1.9	-1.2	-2.0	-0.7	-1.1
	13110 Penyediaan dan pemintalan gentian tekstil &										
	13120 Penenunan tekstil	-6.9	-7.4	-7.5	-8.7	-9.3	-8.7	-8.0	-6.1	-5.6	-4.4
	13132 Pewarnaan, pelunturan, percetakan dan penyiapan akhir benang dan fabrik Industri lain	27.6	22.0	22.8	21.3	21.9	22.1	18.9	15.2	15.3	9.5
		-32.4	-29.9	-30.2	-31.2	-32.6	-16.7	2.3	-29.6	-16.3	-16.5
139	Pembuatan tekstil lain	3.4	3.9	3.2	3.8	3.8	6.3	5.7	5.8	4.9	4.5
	13910 Pembuatan fabrik dikait dan dikrusye Industri lain	8.3	8.5	8.4	7.3	6.5	6.6	6.1	6.3	4.2	1.2
		0.3	0.9	-0.2	1.4	2.1	6.0	5.4	5.5	5.4	6.8
141	Pembuatan pakaian, kecuali pakaian berbulu	2.3	2.7	2.8	2.5	2.0	6.4	6.0	4.2	5.8	5.2
	14102 Pembuatan pakaian Industri lain	2.5	2.9	3.1	2.5	1.8	5.6	4.9	2.8	4.8	4.5
		1.8	2.2	2.1	2.5	2.6	8.6	8.9	8.0	8.7	7.1
142 & 143	Pembuatan artikel daripada kulit bulu dan pakaian yang dikait dan dikrusye	-13.2	-14.7	-12.1	-10.9	-10.5	-10.6	-10.3	4.5	4.9	5.0
151 (15110 & 15120)	Penyamakan dan pembersihan kulit, pembuatan begasi, beg tangan, pelana dan abah-abah pembersihan dan pewarnaan bulu	7.1	6.1	5.8	4.5	2.9	2.6	3.4	1.1	-1.5	-4.3
152	Pembuatan kasut	1.1	2.2	0.9	1.1	2.9	8.3	8.7	10.3	9.3	8.5
	15201 Pembuatan kasut kulit &										
	15203 Pembuatan kasut getah Industri lain	0.8	1.2	0.4	-1.0	0.1	9.2	9.4	11.3	13.0	11.3
		1.6	3.5	1.4	3.9	6.4	7.1	8.0	9.1	5.1	5.2
161/16100	Pengilangan dan pengetaman kayu	4.4	3.8	3.6	2.8	3.3	10.4	3.5	2.2	0.6	0.3

2023												Group Description/Period
Nov.	Dis.	Jan.	Feb.	Mac	Apr.	Mei	Jun	Jul.	Ogo.	Sep.	Okt.	
4.0	4.9	4.2	4.6	6.3	10.0	9.6	9.5	9.2	9.1	10.3	10.8	Processing and preserving of meat
5.8	5.3	4.5	9.1	9.1	7.4	7.9	6.0	5.7	3.8	5.3	4.8	Processing and preserving of fish, crustaceans and molluscs
												<i>Canning of fish, crustaceans and molluscs</i>
6.3	6.4	4.9	9.7	9.5	7.3	8.1	6.3	7.1	3.4	4.8	4.6	<i>Processing, curing and preserving of fish, crustacean and molluscs</i>
3.4	-0.4	2.1	6.2	6.7	8.1	6.8	4.6	-1.7	6.2	7.5	6.1	<i>Other industry</i>
-0.2	-2.1	-3.3	-0.1	2.2	3.2	6.2	6.0	3.5	1.8	4.0	4.6	Processing and preserving of fruits and vegetable
												<i>Pineapple canning</i>
-1.8	12.4	7.1	8.6	17.0	9.6	11.4	5.4	9.3	7.8	7.4	8.6	<i>Manufacture of jams, marmalades and table jellies</i>
-0.2	-3.0	-3.9	-0.6	1.5	2.9	6.0	6.1	3.2	1.5	3.8	4.4	<i>Other industry</i>
5.9	6.0	6.5	6.7	6.9	6.6	6.8	7.0	7.1	7.5	8.9	9.1	Manufacture of vegetable and animal oils and fats
												<i>Manufacture of crude and refined vegetable oil</i>
6.1	5.7	8.3	8.1	9.9	9.2	8.0	8.3	8.0	15.4	16.3	16.8	<i>Manufacture of compound cooking fats</i>
4.5	4.9	4.4	3.8	3.5	1.2	1.3	1.3	0.6	2.3	3.7	3.7	<i>Manufacture of coconut oil</i>
6.0	6.0	6.5	6.8	6.9	6.6	6.9	7.2	7.3	7.3	8.7	8.9	<i>Other industry</i>
0.8	1.1	3.0	3.1	2.5	2.5	0.7	-0.1	0.8	2.9	4.4	4.1	Manufacture of dairy products
-1.2	-1.1	1.5	1.7	1.3	2.5	-0.3	-0.9	0.4	2.5	3.2	2.8	<i>Manufacture of condensed, powdered and evaporated milk</i>
6.5	7.3	7.2	6.9	5.9	2.5	3.4	2.0	1.8	4.0	7.7	7.3	<i>Other industry</i>
3.7	3.6	3.5	5.0	4.3	2.8	4.6	4.3	4.0	1.7	4.1	4.7	Manufacture of grain mill products, starches and starch products
7.5	9.5	8.1	9.3	8.5	5.7	7.4	6.8	6.1	1.1	2.9	3.4	<i>Rice milling</i>
2.3	0.7	0.6	3.5	2.8	2.4	4.1	4.1	3.3	3.9	7.7	8.4	<i>Flour milling</i>
-7.6	-9.5	-5.0	-9.0	-9.4	-10.1	-7.2	-7.6	-3.8	-6.0	-6.7	-6.1	<i>Other industry</i>
4.5	5.6	5.0	5.8	4.6	6.3	6.6	5.7	6.6	8.4	9.8	10.3	Manufacture of other food products
0.7	1.0	2.6	4.1	2.1	1.9	2.5	0.6	0.1	0.6	1.6	2.1	<i>Manufacture of biscuits and cookies</i>
2.1	3.5	3.3	7.6	8.7	8.8	8.8	9.6	12.5	10.4	11.5	10.7	<i>Manufacture of bread, cakes and other bakery products</i>
3.0	5.0	4.7	5.6	5.3	5.4	6.6	4.9	3.3	6.6	7.9	7.5	<i>Manufacture of snack products</i>
-1.5	-1.2	-0.9	-1.3	-0.5	1.5	1.9	2.7	2.9	6.0	7.2	8.0	<i>Manufacture of sugar</i>
-0.6	-0.5	-0.9	-0.3	-2.2	-2.6	0.0	1.1	0.4	-1.4	-0.5	4.1	<i>Manufacture of cocoa products</i>
												<i>Manufacture of chocolate and chocolate products</i>
-2.0	-2.1	3.3	1.2	-0.1	1.2	1.5	-1.7	-0.4	3.2	3.7	4.4	<i>Manufacture of sugar confectionery</i>
15.3	15.5	14.2	10.7	10.0	12.4	8.7	8.8	9.2	15.3	17.7	18.3	<i>Manufacture of sauces and condiments</i>
10.4	10.7	3.5	-0.7	-7.4	3.7	5.0	4.0	6.1	15.4	16.9	19.2	<i>Manufacture of other food products n.e.c.</i>
5.2	7.3	6.6	8.4	7.9	7.7	8.4	6.7	6.9	7.0	8.8	9.4	<i>Other industry</i>
3.1	4.6	4.2	5.4	5.3	-1.6	-2.3	-1.8	-2.6	-6.3	-7.6	-8.6	Manufacture of prepared animal feeds
1.9	2.6	2.9	2.7	2.9	2.2	3.0	3.8	4.6	2.5	2.8	3.6	Manufacture of beverages
3.0	3.1	3.2	1.8	1.7	1.2	1.4	2.7	3.1	0.6	0.9	1.3	<i>Manufacture of soft drinks</i>
-1.9	-1.8	2.8	5.2	4.9	5.2	6.1	4.8	6.3	5.3	5.5	6.5	<i>Production of natural mineral waters and other bottled waters</i>
4.2	10.6	1.8	2.1	5.2	1.6	5.4	8.2	10.4	8.0	8.7	11.0	<i>Other industry</i>
0.9	2.8	0.6	0.8	2.4	9.3	8.7	7.1	5.4	5.2	6.1	5.8	Manufacture of tobacco products
-0.04	-1.8	0.5	-0.2	0.5	1.4	2.8	2.8	2.0	3.7	2.6	1.7	Spinning, weaving and finishing of textiles
												<i>Preparation and spinning of textile fibres</i>
-2.9	-3.6	-0.2	-1.5	1.2	2.6	3.8	4.2	5.3	6.9	6.6	5.2	<i>Weaving of textiles</i>
8.5	3.2	3.1	3.3	-1.6	-1.3	0.5	-0.8	-6.1	-4.2	-7.2	-6.9	<i>Dyeing, bleaching, printing and finishing of yarns and fabrics</i>
-5.6	-5.0	-6.7	-3.2	3.7	0.8	1.2	6.9	5.3	7.8	7.5	8.9	<i>Other industry</i>
3.1	2.5	2.9	2.5	3.2	3.6	2.8	2.4	2.6	2.9	2.5	2.8	Manufacture of other textiles
-0.3	-1.9	-2.8	-3.0	-4.8	-3.5	-4.7	-5.1	-5.6	-4.9	-6.1	-4.0	<i>Manufacture of knitted and crocheted fabrics</i>
5.5	5.6	6.9	6.4	8.8	8.5	7.9	7.4	8.1	8.1	8.2	7.3	<i>Other industry</i>
2.5	2.6	2.8	1.7	1.8	2.7	2.5	3.1	3.0	2.1	3.0	3.0	Manufacture of wearing apparel, except fur
2.1	2.9	5.3	3.1	3.2	3.7	3.1	2.8	2.7	1.6	2.3	2.8	<i>Manufacture of clothings</i>
3.5	1.9	-3.5	-2.0	-1.9	0.3	0.8	4.0	3.9	3.7	4.9	3.6	<i>Other industry</i>
5.1	2.6	2.4	5.8	6.7	5.6	6.0	5.4	4.8	10.3	10.3	6.7	Manufacture of articles of fur, knitted and crocheted apparel
												<i>Tanning and dressing of leather; manufacture of luggage, handbags, saddlery and harness; dressing and dyeing of fur</i>
-5.4	-4.4	-2.5	-1.5	-0.3	-2.0	-0.8	0.8	0.8	-0.1	1.2	1.8	
8.7	8.8	8.0	7.7	9.9	8.8	8.1	7.6	8.1	5.5	5.7	7.0	Manufacture of footwear
												<i>Manufacture of leather footwear</i>
10.6	10.3	8.8	5.5	7.4	5.7	3.3	1.4	1.2	0.4	-0.02	0.2	<i>Manufacture of rubber footwear</i>
6.3	6.9	7.0	10.3	13.0	12.6	14.0	15.2	16.5	11.9	12.8	15.6	<i>Other industry</i>
0.2	-1.9	-0.7	-0.3	-1.7	-3.6	-2.5	-2.4	-3.6	-2.5	-3.6	-2.6	Sawmilling and planning of wood

Jadual Table **1.5b** : Bilangan Pekerja Bergaji Sektor Pembuatan Mengikut Kumpulan: Perubahan Peratusan Tahunan
 : Number of Paid Employees of Manufacturing Sector by Group: Annual Percentage Change

Kod Kumpulan Group code	Keterangan Kumpulan/Tempoh	2021	2022	2022		
				Q1	Q2	Q3
162	Pembuatan produk daripada kayu, gabus, jerami dan bahan jalinan lain	2.0	1.6	0.6	1.7	-0.1
16211	Pembuatan kepingan venier dan papan lapis	1.0	1.7	1.2	2.3	-1.2
16212	Pembuatan papan partikel dan papan gentian	-2.7	-4.9	-1.5	5.3	5.0
16221	Pertukangan kayu untuk jurubina	-0.1	-3.4	-13.6	-14.0	-15.7
	Industri lain	10.3	9.3	15.0	14.4	17.4
170	Pembuatan kertas dan produk kertas	3.5	4.3	3.0	4.4	5.1
17010	Pembuatan pulpa, kertas dan kertas tebal	7.3	5.3	4.9	8.6	8.8
17020	Pembuatan kertas gelugur dan kertas tebal dan bekas daripada kertas dan kertas tebal	1.5	6.9	2.1	2.3	5.6
17091	Pembuatan sampul surat dan kad surat	-5.9	-0.3	-7.8	-4.0	-0.7
17092	Pembuatan kertas kegunaan rumah dan pembersih peribadi	6.0	-1.4	4.3	3.2	4.9
17093	Pembuatan kertas bergam atau pelekat yang berjalur atau bergulung dan label dan kertas dinding	7.3	4.0	4.4	9.8	0.9
	Industri lain	-0.03	6.0	3.1	4.9	5.9
181 & 182	Percetakan, aktiviti perkhidmatan berkaitan percetakan dan penerbitan semula media rakaman	3.7	4.0	3.1	4.5	4.7
18110	Percetakan	4.6	4.7	4.0	5.8	6.2
18120	Aktiviti perkhidmatan berkaitan percetakan &	0.1	0.9	-0.6	-1.0	-1.2
18200	Penerbitan semula media rakaman					
192 (19201 & 19202)	Pembuatan produk petroleum bertapis	2.8	4.2	3.0	2.7	2.9
201	Pembuatan kimia asas, baja dan sebatian nitrogen, plastik dan getah sintetik dalam bentuk primer	-7.8	1.8	-3.5	-1.8	-2.4
20111	Pembuatan gas perindustrian atau perubatan bukan organik dalam bentuk cecair atau mampat	-18.3	5.6	-22.8	-21.3	-23.0
20112	Pembuatan kimia organik asas &	8.8	8.5	10.1	11.7	12.3
20113	Pembuatan sebatian bukan organik					
20121	Pembuatan baja &	-17.1	-16.2	-16.0	-15.8	-17.2
20129	Pembuatan produk campuran nitrogen					
20131	Pembuatan plastik dalam bentuk primer	-18.9	1.2	-2.6	-2.4	-2.6
	Industri lain	14.2	13.0	14.2	27.2	23.5
202 & 203	Pembuatan produk kimia lain dan serat buatan manusia	8.3	4.3	3.6	3.8	4.1
20210	Pembuatan racun perosak dan produk agrokimia lain	18.0	-0.3	1.3	1.5	0.5
20221	Pembuatan cat, varnis dan penyadur dan mastik	-6.2	-0.3	-7.1	-7.9	-6.5
20222	Pembuatan dakwat cetak	24.4	15.2	18.6	15.4	15.7
20231	Pembuatan sabun dan bahan pencuci, penyediaan membersihkan dan mengilap &	0.1	5.7	-2.0	-2.0	1.1
20232	Pembuatan pewangi dan penyediaan dandanan diri					
20291	Pembuatan plat fotografi, filem, sensitized paper dan other sensitized unexposed materials &	26.7	3.3	17.6	18.5	13.7
20292	Pembuatan dakwat menulis dan melukis &					
20299	Pembuatan produk kimia lain t.t.t.l.					
	Industri lain	-11.5	-11.4	-5.9	-8.2	-7.2
210	Pembuatan produk farmaseutikal, kimia perubatan dan botani	7.5	8.9	5.9	6.6	8.6
21001	Pembuatan bahan aktif ubat-ubatan untuk digunakan oleh bidang farmakologi dalam pembuatan ubat-ubatan	8.5	7.0	5.8	5.8	8.7
	Industri lain	4.9	13.8	6.1	8.5	8.3
221	Pembuatan produk getah	0.7	-0.2	1.7	-0.5	0.2
22111	Pembuatan tayar getah untuk kenderaan	-3.7	-6.1	-0.5	-4.3	-5.1
22112	Pembuatan bunga tayar yang boleh ditukar ganti dan tayar celup	2.9	3.6	1.0	2.6	4.1
22191	Pembuatan produk lain daripada getah asli atau sintetik, tidak divulkan, divulkan atau dikeraskan &	-6.7	5.8	-7.1	-5.5	0.4
22193	Pengilangan semula getah dan prosesan susu getah					
22192	Pembuatan sarung tangan getah	0.1	-1.1	2.7	0.8	-0.6
22199	Pembuatan produk getah lain yang t.t.t.l.	7.3	-0.4	5.4	0.1	2.8
222	Pembuatan produk plastik	-0.2	3.3	0.1	1.0	4.3
22201	Pembuatan produk plastik separa siap &	-5.2	11.4	2.0	5.6	8.8
22202	Pembuatan produk plastik siap					
22203	Pembuatan artikel plastik untuk pembungkusan barangan	4.0	4.0	3.7	3.5	6.8
22204	Pembuatan barangan plastik jurubina	0.2	9.3	4.1	7.0	7.9
22205	Pembuatan pinggan mangkuk, peralatan dapur dan barangan tandas daripada plastik	0.7	9.4	13.2	17.9	20.8
22209	Pembuatan pelbagai produk plastik t.t.t.l.	-0.9	-4.1	-7.4	-8.3	-4.9
231 (23101 & 23102 & 23109)	Pembuatan kaca dan produk kaca	5.5	11.3	4.1	12.6	17.6

		2023		2022		2023		Group Description/Period
Q4	Q1	Q2	Q3	(Jan. - Okt.)	(Jan. - Okt.)			
1.6	3.0	1.4	1.5	0.42	2.0	Manufacture of products of wood, cork, straw and plaiting materials		
1.7	2.6	1.3	2.3	0.8	2.7	Manufacture of veneer sheets and plywood		
-4.9	-7.7	-4.3	6.6	4.2	5.5	Manufacture of particle board and fibreboard		
-3.4	6.5	4.1	-4.0	-16.8	-3.0	Manufacture of builders' carpentry		
9.3	7.1	2.6	0.5	15.1	1.9	Other industry		
4.3	4.1	1.8	1.7	4.8	1.8	Manufacture of paper and paper products		
5.3	7.1	-3.2	-3.0	3.5	-3.6	Manufacture of pulp, paper and paperboard		
6.9	5.4	3.6	0.5	5.7	-0.01	Manufacture of corrugated paper and paperboard and of containers of paper and paperboard		
-0.3	4.4	1.7	0.1	-0.6	1.3	Manufacture of envelopes and letter-card		
-1.4	-1.7	-1.6	4.5	5.4	5.8	Manufacture of household and personal hygiene paper		
4.0	4.3	4.4	2.0	2.3	2.7	Manufacture of gummed or adhesive paper in strips or rolls and labels and wall paper		
6.0	5.0	5.5	8.2	6.7	9.4	Other industry		
4.0	3.9	4.6	5.3	4.9	2.8	Printing, service activities related to printing and reproduction of recorded media		
4.7	4.5	5.5	6.3	6.3	3.1	Printing		
0.9	1.4	0.7	1.0	-0.8	1.2	Service activities related to printing		
						Reproduction of recorded media		
4.2	4.3	5.1	3.1	3.4	4.3	Manufacture of refined petroleum products		
1.8	3.5	3.1	0.1	-0.3	0.2	Manufacture of basic chemicals, fertilizer and nitrogen compounds, plastics and synthetic rubber in primary forms		
5.6	13.2	9.0	10.0	-20.3	9.4	Manufacture of liquefied or compressed inorganic industrial or medical gases		
						Manufacture of basic organic chemicals		
8.5	9.4	7.6	2.5	13.6	2.8	Manufacture of inorganic compounds		
						Manufacture of fertilizers		
-16.2	-12.5	-8.6	-16.7	-15.2	-17.1	Manufacture of associated nitrogen products		
1.2	0.2	1.0	2.4	0.5	2.2	Manufacture of plastics in primary forms		
13.0	14.1	5.7	6.9	24.3	8.9	Other industry		
4.3	1.2	0.1	0.2	2.3	0.2	Manufacture of other chemical products and man-made fibres		
-0.3	7.5	6.2	14.9	1.5	18.0	Manufacture of pesticides and other agrochemical products		
-0.3	-11.2	4.0	2.7	-5.7	2.9	Manufacture of paints, varnishes and similar coatings ink and mastics		
15.2	3.6	6.0	4.0	18.0	4.5	Manufacture of printing ink		
						Manufacture of soap and detergents, cleaning and polishing preparations		
5.7	4.4	-5.0	-5.3	3.1	-6.0	Manufacture of perfumes and toilet preparations		
						Manufacture of photographic plates, films, sensitized paper and other sensitized unexposed materials		
3.3	3.4	1.0	2.0	1.7	2.3	Manufacture of writing and drawing ink		
						Manufacture of other chemical products n.e.c.		
-11.4	-4.0	-6.1	-36.1	-7.5	-40.7	Other industry		
8.9	8.5	-0.3	1.6	9.4	1.9	Manufacture of pharmaceuticals, medicinal chemical and botanical products		
						Manufacture of medicinal active substances to be used for their pharmacological properties in the manufacture of medicaments		
7.0	6.1	0.1	1.5	9.6	0.8	Other industry		
13.8	14.4	-1.2	2.0	8.8	4.8	Other industry		
-0.2	-2.7	-9.2	-6.0	-0.9	-4.8	Manufacture of rubber products		
-6.1	-6.3	-6.3	3.0	-4.1	2.3	Manufacture of rubber tyres for vehicles		
3.6	12.2	14.2	14.0	3.4	14.7	Manufacture of interchangeable tyre treads and retreading rubber tyres		
						Manufacture of other products of natural or synthetic rubber, unvulcanized, vulcanized or hardened		
5.8	12.5	13.2	7.0	1.2	6.7	Rubber remilling and latex processing		
-1.1	-8.5	-18.7	-14.0	-2.5	-12.1	Manufacture of rubber gloves		
-0.4	0.9	-3.2	0.1	1.8	0.9	Manufacture of other rubber products n.e.c.		
3.3	2.5	2.6	2.9	3.6	3.2	Manufacture of plastics products		
						Manufacture of semi-manufactures of plastic products		
11.4	3.8	2.4	2.7	8.0	3.0	Manufacture of finished plastic products		
4.0	4.3	4.7	6.5	6.8	5.8	Manufacture of plastic articles for the packing of goods		
9.3	2.6	3.7	3.1	9.2	1.2	Manufacture of builders' plastics ware		
9.4	-1.4	-5.4	-6.2	13.3	-2.6	Manufacture of plastic tableware, kitchenware and toilet articles		
-4.1	1.0	3.1	2.2	-4.6	2.7	Manufacture of diverse plastic products n.e.c.		
11.3	11.3	5.5	2.6	13.5	1.9	Manufacture of glass and glass products		

Jadual Table **1.5b** : Bilangan Pekerja Bergaji Sektor Pembuatan Mengikut Kumpulan: Perubahan Peraturan Tahunan (samb.)
 : Number of Paid Employees of Manufacturing Sector by Group: Annual Percentage Change (cont.)

Kod Kumpulan Group code	Keterangan Kumpulan/Tempoh	2022									
		Jan.	Feb.	Mac	Apr.	Mei	Jun	Jul.	Ogo.	Sep.	Okt.
162	Pembuatan produk daripada kayu, gabus, jerami dan bahan jalinan lain	1.2	1.9	0.6	0.2	0.2	1.7	0.1	0.03	-0.1	0.4
16211	Pembuatan kepingan venier dan papan lapis	0.0	0.5	1.2	0.9	1.0	2.3	-0.7	-1.6	-1.2	0.8
16212	Pembuatan papan partikel dan papan gentian	-1.1	-0.8	-1.5	-1.7	-1.1	5.3	6.2	7.2	5.0	4.2
16221	Pertukangan kayu untuk jurubina	-4.9	-3.7	-13.6	-15.5	-14.3	-14.0	-14.8	-14.3	-15.7	-16.8
	Industri lain	12.7	14.3	15.0	16.4	13.6	14.4	14.5	16.4	17.4	15.1
170	Pembuatan kertas dan produk kertas	2.8	3.0	3.0	2.7	3.2	4.4	5.3	5.2	5.1	4.8
17010	Pembuatan pulpa, kertas dan kertas tebal	7.0	5.4	4.9	6.2	6.6	8.6	9.0	8.7	8.8	3.5
17020	Pembuatan kertas gelugur dan kertas tebal dan bekas daripada kertas dan kertas tebal	1.2	2.3	2.1	1.4	1.9	2.3	6.0	5.5	5.6	5.7
17091	Pembuatan sampul surat dan kad surat	-7.5	-7.7	-7.8	-7.9	-4.6	-4.0	-3.8	-3.4	-0.7	-0.6
17092	Pembuatan kertas kegunaan rumah dan pembersih peribadi	4.8	4.4	4.3	4.0	3.3	3.2	4.5	4.8	4.9	5.4
17093	Pembuatan kertas bergam atau pelekat yang berjalur atau bergulung dan label dan kertas dinding	5.4	4.8	4.4	4.1	6.1	9.8	3.0	2.8	0.9	2.3
	Industri lain	-0.7	0.6	3.1	1.7	2.2	4.9	5.3	5.7	5.9	6.7
181 & 182	Percetakan, aktiviti perkhidmatan berkaitan percetakan dan penerbitan semula media rakaman	3.5	3.2	3.1	2.7	3.0	4.5	4.7	4.5	4.7	4.9
18110	Percetakan	4.2	3.9	4.0	3.8	4.3	5.8	6.0	5.9	6.2	6.3
18120 & 18200	Aktiviti perkhidmatan berkaitan percetakan & Penerbitan semula media rakaman	0.4	0.2	-0.6	-1.7	-2.3	-1.0	-1.0	-1.3	-1.2	-0.8
192 (19201 & 19202)	Pembuatan produk petroleum bertapis	1.5	2.9	3.0	2.8	3.0	2.7	2.9	3.2	2.9	3.4
201	Pembuatan kimia asas, baja dan sebatian nitrogen, plastik dan getah sintetik dalam bentuk primer	-5.1	-4.3	-3.5	-3.1	-2.3	-1.8	-2.5	-2.6	-2.4	-0.3
20111	Pembuatan gas perindustrian atau perubatan bukan organik dalam bentuk cecair atau mampat	-22.5	-23.1	-22.8	-22.8	-21.7	-21.3	-22.1	-22.9	-23.0	-20.3
20112 & 20113	Pembuatan kimia organik asas & Pembuatan sebatian bukan organik	7.6	8.3	10.1	10.0	10.3	11.7	11.3	11.4	12.3	13.6
20121 & 20129	Pembuatan baja & Pembuatan produk campuran nitrogen	-18.6	-15.3	-16.0	-16.4	-15.9	-15.8	-17.1	-16.9	-17.2	-15.2
20131	Pembuatan plastik dalam bentuk primer	-3.5	-3.8	-2.6	-2.9	-2.5	-2.4	-2.9	-2.5	-2.6	0.5
	Industri lain	13.9	14.0	14.2	22.7	27.5	27.2	28.1	24.7	23.5	24.3
202 & 203	Pembuatan produk kimia lain dan serat buatan manusia	5.2	4.2	3.6	4.0	4.4	3.8	4.5	4.5	4.1	2.3
20210	Pembuatan racun perosak dan produk agrokimia lain	-1.6	-1.7	1.3	0.8	1.4	1.5	1.7	-3.4	0.5	1.5
20221	Pembuatan cat, varnis dan penyadur dan mastik	-6.1	-6.3	-7.1	-7.5	-7.7	-7.9	-8.5	-8.3	-6.5	-5.7
20222	Pembuatan dakwat cetak	24.6	24.3	18.6	19.4	19.5	15.4	15.3	15.6	15.7	18.0
20231 & 20232	Pembuatan sabun dan bahan pencuci, penyediaan pembersih dan mengilat & Pembuatan pewangi dan penyediaan dandanan diri	-0.6	-1.8	-2.0	-3.0	-1.6	-2.0	1.1	1.5	1.1	3.1
20291 & 20292 & 20299	Pembuatan plat fotografi, filem, sensitized paper dan other sensitized unexposed materials & Pembuatan dakwat menulis dan melukis & Pembuatan produk kimia lain t.t.t.l.	20.3	18.0	17.6	19.6	18.8	18.5	17.2	17.4	13.7	1.7
	Industri lain	-8.7	-7.1	-5.9	-6.5	-6.2	-8.2	-7.4	-7.3	-7.2	-7.5
210	Pembuatan produk farmaseutikal, kimia perubatan dan botani	5.8	5.7	5.9	6.0	6.2	6.6	7.2	7.3	8.6	9.4
21001	Pembuatan bahan aktif ubat-ubatan untuk digunakan oleh bidang farmakologi dalam pembuatan ubat-ubatan	5.6	5.7	5.8	5.3	5.5	5.8	7.0	7.4	8.7	9.6
	Industri lain	6.4	5.7	6.1	7.6	8.0	8.5	7.7	7.2	8.3	8.8
221	Pembuatan produk getah	2.1	2.2	1.7	2.0	1.9	-0.5	-0.5	-0.2	0.2	-0.9
22111	Pembuatan tayar getah untuk kenderaan	-3.6	-1.4	-0.5	-2.1	-2.2	-4.3	-4.8	-5.3	-5.1	-4.1
22112	Pembuatan bunga tayar yang boleh ditukar ganti dan tayar celup	3.4	1.2	1.0	2.6	3.0	2.6	2.1	2.9	4.1	3.4
22191 & 22193	Pembuatan produk lain daripada getah asli atau sintetik, tidak divulkan, divulkan atau dikeraskan & Pengilangan semula getah dan prosesan susu getah	-6.3	-6.2	-7.1	-4.0	-3.5	-5.5	-4.7	-2.9	0.4	1.2
22192	Pembuatan sarung tangan getah	3.4	2.9	2.7	2.5	2.1	0.8	0.03	-0.5	-0.6	-2.5
22199	Pembuatan produk getah lain yang t.t.t.l.	5.6	6.7	5.4	5.1	5.3	0.1	1.3	2.9	2.8	1.8
222	Pembuatan produk plastik	-2.6	-2.9	0.1	0.0	-0.2	1.0	2.7	3.2	4.3	3.6
22201 & 22202	Pembuatan produk plastik separa siap & Pembuatan produk plastik siap	-6.3	-6.1	2.0	1.7	1.8	5.6	8.4	8.9	8.8	8.0
22203	Pembuatan artikel plastik untuk pembungkusan barangan	0.3	0.3	3.7	3.2	2.7	3.5	5.1	5.9	6.8	6.8
22204	Pembuatan barangan plastik jurubina	-1.7	-2.8	4.1	5.1	4.4	7.0	7.2	6.3	7.9	9.2
22205	Pembuatan pinggan mangkuk, peralatan dapur dan barangan tandas daripada plastik	13.5	13.3	13.2	15.6	16.1	17.9	21.3	20.1	20.8	13.3
22209	Pembuatan pelbagai produk plastik t.t.t.l.	-6.4	-7.3	-7.4	-7.8	-7.9	-8.3	-7.3	-6.7	-4.9	-4.6
231 (23101 & 23102 & 23109)	Pembuatan kaca dan produk kaca	5.7	4.4	4.1	3.3	11.0	12.6	14.8	17.0	17.6	13.5

2023												Group Description/Period
Nov.	Dis.	Jan.	Feb.	Mac	Apr.	Mei	Jun	Jul.	Ogo.	Sep.	Okt.	
0.04	1.6	1.3	2.7	3.0	3.5	1.8	1.4	2.2	2.2	1.5	2.0	Manufacture of products of wood, cork, straw and plaiting materials
1.4	1.7	2.4	4.4	2.6	2.7	1.2	1.3	4.3	3.5	2.3	2.7	Manufacture of veneer sheets and plywood
-2.4	-4.9	-8.8	-7.6	-7.7	-8.2	-4.5	-4.3	-4.9	8.1	6.6	5.5	Manufacture of particle board and fibreboard
-10.1	-3.4	-2.3	-1.1	6.5	9.1	5.3	4.1	3.2	-3.3	-4.0	-3.0	Manufacture of builders' carpentry
6.5	9.3	6.7	7.0	7.1	8.0	4.0	2.6	-0.5	-0.3	0.5	1.9	Other industry
3.3	4.3	4.0	4.2	4.1	3.9	2.2	1.8	0.6	1.6	1.7	1.8	Manufacture of paper and paper products
3.9	5.3	5.2	7.9	7.1	7.2	-2.8	-3.2	-3.6	-0.4	-3.0	-3.6	Manufacture of pulp, paper and paperboard
6.2	6.9	6.5	5.6	5.4	4.3	4.0	3.6	2.1	0.4	0.5	-0.01	Manufacture of corrugated paper and paperboard and of containers of paper and paperboard
-3.1	-0.3	-0.1	3.9	4.4	5.1	3.1	1.7	2.3	1.9	0.1	1.3	Manufacture of envelopes and letter-card
-3.3	-1.4	-1.3	-1.4	-1.7	-1.6	-0.4	-1.6	-3.8	2.4	4.5	5.8	Manufacture of household and personal hygiene paper
3.9	4.0	3.8	3.9	4.3	5.7	3.3	4.4	4.1	1.8	2.0	2.7	Manufacture of gummed or adhesive paper in strips or rolls and labels and wall paper
5.1	6.0	4.1	4.8	5.0	5.0	5.8	5.5	4.6	8.1	8.2	9.4	Other industry
4.1	4.0	4.1	3.8	3.9	6.4	7.0	4.6	4.8	5.4	5.3	2.8	Printing, service activities related to printing and reproduction of recorded media
5.2	4.7	4.8	4.3	4.5	7.6	8.2	5.5	5.6	6.1	6.3	3.1	Printing
-0.7	0.9	1.2	1.5	1.4	1.2	1.4	0.7	1.3	2.2	1.0	1.2	Service activities related to printing
												Reproduction of recorded media
4.1	4.2	4.4	4.1	4.3	5.9	5.4	5.1	3.2	3.8	3.1	4.3	Manufacture of refined petroleum products
1.3	1.8	2.8	3.1	3.5	2.2	2.7	3.1	-1.1	0.4	0.1	0.2	Manufacture of basic chemicals, fertilizer and nitrogen compounds, plastics and synthetic rubber in primary forms
5.0	5.6	5.7	7.2	13.2	6.7	10.8	9.0	8.5	9.8	10.0	9.4	Manufacture of liquefied or compressed inorganic industrial or medical gases
7.8	8.5	8.9	9.6	9.4	6.2	6.5	7.6	1.8	3.0	2.5	2.8	Manufacture of basic organic chemicals
												Manufacture of inorganic compounds
												Manufacture of fertilizers
-15.9	-16.2	-14.2	-13.9	-12.5	-8.7	-8.7	-8.6	-15.6	-15.4	-16.7	-17.1	Manufacture of associated nitrogen products
0.1	1.2	3.2	2.2	0.2	0.3	0.5	1.0	0.3	2.3	2.4	2.2	Manufacture of plastics in primary forms
14.1	13.0	13.3	14.8	14.1	8.4	5.2	5.7	0.7	5.7	6.9	8.9	Other industry
3.2	4.3	3.6	4.3	1.2	2.9	0.8	0.1	1.4	1.4	0.2	0.2	Manufacture of other chemical products and man-made fibres
1.6	-0.3	1.2	6.0	7.5	7.2	8.2	6.2	6.3	17.0	14.9	18.0	Manufacture of pesticides and other agrochemical products
-2.7	-0.3	0.1	-1.2	-11.2	3.2	4.0	4.0	4.1	4.4	2.7	2.9	Manufacture of paints, varnishes and similar coatings ink and mastics
15.1	15.2	16.7	16.8	3.6	4.4	4.1	6.0	6.6	5.5	4.0	4.5	Manufacture of printing ink
4.7	5.7	2.5	4.3	4.4	3.1	-3.9	-5.0	-3.8	-3.5	-5.3	-6.0	Manufacture of soap and detergents, cleaning and polishing preparations
												Manufacture of perfumes and toilet preparations
												Manufacture of photographic plates, films, sensitized paper and other sensitized unexposed materials
1.9	3.3	4.1	3.5	3.4	1.2	2.2	1.0	3.9	1.9	2.0	2.3	Manufacture of writing and drawing ink
												Manufacture of other chemical products n.e.c.
-7.9	-11.4	-14.9	-7.3	-4.0	-3.9	-4.1	-6.1	-7.3	-30.4	-36.1	-40.7	Other industry
9.7	8.9	8.6	8.5	8.5	1.3	0.6	-0.3	0.2	1.7	1.6	1.9	Manufacture of pharmaceuticals, medicinal chemical and botanical products
7.1	7.0	6.5	5.7	6.1	3.4	1.1	0.1	-0.6	1.4	1.5	0.8	Manufacture of medicinal active substances to be used for their pharmacological properties in the manufacture of medicaments
16.4	13.8	13.6	15.3	14.4	-3.8	-0.6	-1.2	2.2	2.4	2.0	4.8	Other industry
-0.5	-0.2	-3.7	-3.1	-2.7	-7.6	-8.7	-9.2	-8.3	-6.3	-6.0	-4.8	Manufacture of rubber products
-4.0	-6.1	-7.3	-7.1	-6.3	-6.1	-6.4	-6.3	13.6	2.7	3.0	2.3	Manufacture of rubber tyres for vehicles
3.5	3.6	3.5	10.7	12.2	6.4	9.1	14.2	15.3	13.9	14.0	14.7	Manufacture of interchangeable tyre treads and retreading rubber tyres
5.2	5.8	7.2	11.7	12.5	9.4	10.7	13.2	15.6	8.6	7.0	6.7	Manufacture of other products of natural or synthetic rubber, unvulcanized, vulcanized or hardened
												Rubber remilling and latex processing
-1.2	-1.1	-8.6	-8.6	-8.5	-14.7	-16.3	-18.7	-19.3	-14.4	-14.0	-12.1	Manufacture of rubber gloves
-1.5	-0.4	0.6	0.2	0.9	-3.1	-4.9	-3.2	-4.3	-0.7	0.1	0.9	Manufacture of other rubber products n.e.c.
3.4	3.3	4.7	5.8	2.5	2.4	3.0	2.6	4.0	2.8	2.9	3.2	Manufacture of plastics products
10.9	11.4	12.4	13.5	3.8	4.7	5.5	2.4	1.6	2.1	2.7	3.0	Manufacture of semi-manufactures of plastic products
												Manufacture of finished plastic products
4.4	4.0	5.8	7.9	4.3	4.4	5.1	4.7	6.7	6.1	6.5	5.8	Manufacture of plastic articles for the packing of goods
9.1	9.3	9.7	10.6	2.6	1.5	3.7	3.7	2.7	2.9	3.1	1.2	Manufacture of builders' plastics ware
11.2	9.4	-2.8	-1.5	-1.4	-4.9	-4.8	-5.4	-9.5	-3.5	-6.2	-2.6	Manufacture of plastic tableware, kitchenware and toilet articles
-4.3	-4.1	0.6	0.9	1.0	1.2	1.6	3.1	7.3	2.1	2.2	2.7	Manufacture of diverse plastic products n.e.c.
16.3	11.3	10.2	11.5	11.3	11.5	6.2	5.5	-0.4	1.5	2.6	1.9	Manufacture of glass and glass products

Jadual Table **1.5b** : Bilangan Pekerja Bergaji Sektor Pembuatan Mengikut Kumpulan: Perubahan Peratusan Tahunan
 : Number of Paid Employees of Manufacturing Sector by Group: Annual Percentage Change

Kod Kumpulan Group code	Keterangan Kumpulan/Tempoh	2021	2022	2022		
				Q1	Q2	Q3
239	Pembuatan pengeluaran galian bukan logam t.t.t.l.	1.4	-0.5	0.3	1.5	0.3
23911	Pembuatan mortar refraktori dan konkrit					
&						
23921	Pembuatan seramik bukan refraktori	3.6	-6.6	-9.2	-9.5	-8.5
23930	Pembuatan produk porselin dan seramik lain	-6.2	2.9	-2.0	-2.8	5.1
23941	Pembuatan simen hidrolik	6.1	-4.7	3.6	6.9	-4.5
23951	Pembuatan konkrit dan mortar siap bancuh dan banchuan kering	2.0	4.3	3.1	5.2	2.3
23952	Pembuatan konkrit pratuangan, simen atau artikel batu buatan yang digunakan dalam pembinaan;					
&						
23953	Pembuatan komponen struktur pasang siap untuk bangunan atau kejuruteraan awam dari simen, batu atau konkrit buatan	3.3	-0.9	2.4	3.7	2.8
&	Pembuatan artikel konkrit, simen dan plaster lain t.t.t.l.					
23959						
23990	Pembuatan produk mineral bukan logam lain t.t.t.l.	4.9	0.8	7.7	7.1	4.9
	Industri lain	-10.9	1.0	-7.8	-5.1	-3.6
241 (24101 & 24102 & 24103 & 24104 & 24109)	Pembuatan besi dan keluli asas	1.8	0.4	0.9	3.8	6.0
242 (24201 & 24202 & 24209)	Pembuatan logam asas berharga dan logam bukan ferus lain	-1.9	1.6	0.02	1.1	2.3
243	Pengacuan logam	1.7	-2.8	0.2	0.5	0.9
251 & 252	Pembuatan produk struktur logam, tangki, takungan, penjana wap, senjata dan peluru	-1.1	0.8	-2.3	1.6	-2.1
25113	Pembuatan pintu, tingkap dan bingkai, penutup tingkap dan pintu pagar daripada logam	-1.8	-0.2	-3.2	0.3	-5.6
25119	Pembuatan produk struktur logam lain					
25120	Pembuatan tangki, takungan dan kontena daripada logam	1.5	4.6	1.1	4.1	7.1
	Industri lain	-1.2	0.5	-2.0	4.7	3.9
259	Pembuatan lain-lain produk yang direka daripada logam; aktiviti perkhidmatan kerja logam	2.9	2.2	2.6	2.8	3.5
25910	Tempaan, tekanan, hentakan dan bentuk gelekkan logam; serbuk metalurgi	2.2	1.5	1.6	2.7	5.5
25920	Rawatan dan penyalutan logam; menggunakan mesin	5.0	5.8	3.2	2.1	7.0
25991	Pembuatan tin untuk produk makanan dan minuman, tiub dan kotak boleh dilipat	0.4	-1.9	1.0	1.0	2.4
25992	Pembuatan kabel, plaited bands (jalur/pita berpintal) dan artikel seumpamanya daripada logam	0.2	0.3	1.1	1.8	-0.5
&						
25993	Pembuatan bolt, skru, nat dan produk uliran seumpamanya					
25994	Pembuatan barangan rumah daripada logam	-7.5	-0.8	-6.0	1.5	-1.2
25999	Pembuatan produk lain yang direka daripada logam t.t.t.l.	7.3	5.4	5.4	3.9	3.6
	Industri lain	3.0	-0.3	4.8	4.7	4.5
261	Pembuatan komponen dan papan elektronik	8.8	7.4	8.4	8.3	9.5
26101	Pembuatan diod, transistor dan alatan semikonduktor yang seumpamanya					
&						
26102	Pembuatan litar elektronik bersepadu dengan pemasangan mikro	7.5	6.7	7.2	7.6	8.0
26103	Pembuatan kapasitor dan perintang elektrik					
&						
26104	Pembuatan papan litar bercetak	11.9	9.3	10.9	10.2	13.0
&						
26105	Pembuatan komponen paparan					
26109	Pembuatan komponen lain untuk aplikasi elektronik	2.1	1.1	3.7	4.1	3.1
262 (26201 & 26202)	Pembuatan komputer dan kelengkapan peranti	9.2	5.8	8.8	9.4	7.0
263/ 26300	Pembuatan peralatan komunikasi	2.7	7.8	4.6	4.6	8.4
264/ 26400	Pembuatan peralatan elektronik pengguna	-0.6	3.9	0.6	5.4	4.2
265	Pembuatan kelengkapan mengukur, menguji, memandu arah dan kawalan; jam tangan dan jam	6.7	8.2	3.8	5.0	8.0
26511	Pembuatan kelengkapan mengukur, menguji, memandu arah dan kawalan	7.3	8.8	2.9	3.4	6.2
&						
26512	Pembuatan kelengkapan kawalan proses perindustrian					
26520	Pembuatan jam tangan dan jam dan bahagiannya	4.9	6.0	6.7	10.7	14.6
266/ 26600	Pembuatan peralatan penyinaran, perubatan elektro dan elektroterapeutik	0.1	1.5	-0.4	-1.1	-1.8

		2023		2022		2023		Group Description/Period
Q4	Q1	Q2	Q3	(Jan. - Okt.)	(Jan. - Okt.)			
-0.5	-2.0	0.04	2.1	0.9	1.8	Manufacture of non-metallic mineral products		
						<i>Manufacture of refractory mortars and concretes</i>		
-6.6	-6.4	-5.2	-4.0	-5.8	-5.8	<i>Manufacture of non-refractory ceramic</i>		
2.9	-12.6	-11.8	-14.2	3.2	-15.1	<i>Manufacture of other porcelain and ceramic products</i>		
-4.7	-6.6	-9.9	0.7	-4.4	0.4	<i>Manufacture of hydraulic cement</i>		
4.3	1.7	-0.8	1.8	5.6	0.75	<i>Manufacture of ready-mix and dry-mix concrete and mortars</i>		
						<i>Manufacture of precast concrete, cement or artificial stone articles for use in construction</i>		
-0.9	0.7	6.2	5.1	3.6	4.0	<i>Manufacture of prefabricated structural components for building or civil engineering of cement, concrete or artificial stone</i>		
						<i>Manufacture of other articles of concrete, cement and plaster n.e.c.</i>		
0.8	-5.1	0.3	6.6	-0.1	12.4	<i>Manufacture of other non-metallic mineral products n.e.c.</i>		
1.0	1.8	2.5	6.7	-3.8	6.2	<i>Other industry</i>		
0.4	1.7	1.6	4.9	5.3	4.3	Manufacture of basic iron and steel		
1.6	-0.4	-0.3	-4.8	1.6	-4.4	Manufacture of basic precious and other non-ferrous metals		
-2.8	-2.4	0.1	1.8	1.8	2.0	Casting of metals		
0.8	1.1	1.3	2.2	-2.5	1.8	Manufacture of structural metal products, tanks, reservoirs , steam generators , weapons and ammunition		
						<i>Manufacture of metal doors, windows and their frames, shutters and gates</i>		
-0.2	-0.9	0.2	6.0	-6.2	5.8	<i>Manufacture of other structural metal products</i>		
4.6	6.2	3.4	-8.7	6.4	-9.6	<i>Manufacture of tanks, reservoirs and containers of metal</i>		
0.5	4.3	3.6	-0.5	4.3	-1.1	<i>Other industry</i>		
2.2	2.1	2.2	5.2	2.7	5.5	Manufacture of other fabricated metal products; metal working service activities		
1.5	-1.1	-5.8	-2.0	3.6	-0.8	<i>Forging, pressing, stamping and roll-forming of metal; powder metallurgy</i>		
5.8	4.8	6.8	-6.9	6.8	-7.6	<i>Treatment and coating of metals; machining</i>		
-1.9	0.5	-1.6	7.5	-0.1	8.8	<i>Manufacture of tins and cans for food products, collapsible tubes and boxes</i>		
						<i>Manufacture of metal cable, plaited bands and similar articles</i>		
0.3	1.8	3.2	6.6	0.6	5.9	<i>Manufacture of bolts, screws, nuts and similar threaded products</i>		
-0.8	1.8	5.2	11.8	-1.1	13.5	<i>Manufacture of metal household articles</i>		
5.4	3.5	5.2	10.1	3.2	10.5	<i>Manufacture of any other fabricated metal products n.e.c.</i>		
-0.3	3.8	7.1	18.7	2.0	19.1	<i>Other industry</i>		
7.4	6.5	7.1	4.8	7.3	4.6	Manufacture of electronic components and boards		
						<i>Manufacture of diodes, transistors and similar semiconductor devices</i>		
6.7	5.1	4.1	2.2	7.3	2.4	<i>Manufacture of electronic integrated circuits micro assemblies</i>		
						<i>Manufacture of electrical capacitors and resistors</i>		
9.3	9.5	12.1	8.4	8.1	7.6	<i>Manufacture of printed circuit boards</i>		
						<i>Manufacture of display components</i>		
1.1	0.2	2.8	4.7	2.0	4.9	<i>Manufacture of other components for electronic applications</i>		
5.8	0.3	-1.1	-2.4	6.4	-2.0	Manufacture of computers and peripheral equipment		
7.8	6.6	4.7	-0.6	7.4	1.2	Manufacture of communication equipment		
3.9	0.9	-2.8	5.7	2.2	3.9	Manufacture of consumer electronics		
8.2	8.5	7.5	2.0	8.3	1.2	Manufacture of measuring, testing, navigating and control equipment; watches and clocks		
						<i>Manufacture of measuring, testing, navigating and control equipment</i>		
8.8	10.0	10.8	3.1	6.4	2.0	<i>Manufacture of industrial process control equipment</i>		
6.0	3.4	-3.1	-1.5	15.3	-1.6	<i>Manufacture of watches and clocks and parts</i>		
1.5	1.8	1.4	-2.1	-1.0	-3.1	Manufacture of irradiation, electromedical and electrotherapeutic equipment		

Jadual Table **1.5b** : Bilangan Pekerja Bergaji Sektor Pembuatan Mengikut Kumpulan: Perubahan Peratusan Tahunan (samb.)
 : Number of Paid Employees of Manufacturing Sector by Group: Annual Percentage Change (cont.)

Kod Kumpulan Group code	Keterangan Kumpulan/Tempoh	2022									
		Jan.	Feb.	Mac	Apr.	Mei	Jun	Jul.	Ogo.	Sep.	Okt.
239	Pembuatan pengeluaran galian bukan logam t.t.t.l.	0.3	0.5	0.3	0.0	-0.8	1.5	1.3	0.5	0.3	0.9
23911	Pembuatan mortar refraktori dan konkrit										
&											
23921	Pembuatan seramik bukan refraktori	-6.0	-5.6	-9.2	-10.1	-10.3	-9.5	-7.3	-7.4	-8.5	-5.8
23930	Pembuatan produk porselin dan seramik lain	-5.7	-1.2	-2.0	-2.9	-4.8	-2.8	0.3	1.3	5.1	3.2
23941	Pembuatan simen hidraulik	4.0	4.2	3.6	5.6	6.7	6.9	7.3	-6.1	-4.5	-4.4
23951	Pembuatan konkrit dan mortar siap bancuh dan bancuhan kering	0.7	2.3	3.1	5.2	3.5	5.2	3.1	3.2	2.3	5.6
23952	Pembuatan konkrit pratuangan, simen atau artikel batu buatan yang digunakan dalam pembinaan;										
&											
23953	Pembuatan komponen struktur pasang siap untuk bangunan atau kejuruteraan awam dari simen, batu atau konkrit buatan	3.9	1.8	2.4	0.7	0.2	3.7	2.9	3.1	2.8	3.6
&											
23959	Pembuatan artikel konkrit, simen dan plaster lain t.t.t.l.										
23990	Pembuatan produk mineral bukan logam lain t.t.t.l.	6.7	7.6	7.7	6.3	3.5	7.1	6.4	6.6	4.9	-0.1
	Industri lain	-9.2	-8.1	-7.8	-7.4	-7.3	-5.1	-5.4	-3.2	-3.6	-3.8
241 (24101 & 24102 & 24103 & 24104 & 24109)	Pembuatan besi dan keluli asas	-0.6	-0.2	0.9	3.5	3.5	3.8	5.6	5.8	6.0	5.3
242 (24201 & 24202 & 24209)	Pembuatan logam asas berharga dan logam bukan ferus lain	-0.9	0.3	0.0	1.5	1.0	1.1	2.9	3.0	2.3	1.6
243	Pengacuan logam	5.1	4.1	0.2	-1.2	-0.7	0.5	4.0	0.9	0.9	1.8
251 & 252	Pembuatan produk struktur logam, tangki, takungan, penjana wap, senjata dan peluru	-1.5	-2.1	-2.3	-1.5	-1.0	1.6	0.1	0.3	-2.1	-2.5
25113	Pembuatan pintu, tingkap dan bingkai, penutup tingkap dan pintu pagar daripada logam	-2.0	-2.6	-3.2	-3.0	-3.0	0.3	-2.2	-2.9	-5.6	-6.2
25119	Pembuatan produk struktur logam lain										
25120	Pembuatan tangki, takungan dan kontena daripada logam	0.7	1.3	1.1	2.3	3.2	4.1	4.2	6.9	7.1	6.4
	Industri lain	-1.8	-3.5	-2.0	1.0	3.5	4.7	6.1	7.6	3.9	4.3
259	Pembuatan lain-lain produk yang direka daripada logam; aktiviti perkhidmatan kerja logam	2.7	2.3	2.6	1.8	2.0	2.8	3.5	3.9	3.5	2.7
25910	Tempaan, tekanan, hentakan dan bentuk gelekkan logam; serbuk metalurgi	1.3	1.7	1.6	1.8	2.6	2.7	3.1	5.4	5.5	3.6
25920	Rawatan dan penyalutan logam; menggunakan mesin	5.1	3.4	3.2	1.1	0.9	2.1	3.6	5.3	7.0	6.8
25991	Pembuatan tin untuk produk makanan dan minuman, tiub dan kotak boleh dilipat	0.9	1.2	1.0	1.5	-0.3	1.0	2.8	4.0	2.4	-0.1
25992	Pembuatan kabel, plaited bands (jalur/pita berpintal) dan artikel seumpamanya daripada logam	-0.6	0.8	1.1	0.6	1.1	1.8	3.1	2.8	-0.5	0.6
&											
25993	Pembuatan bolt, skru, nat dan produk uliran seumpamanya										
25994	Pembuatan barangan rumah daripada logam	-8.2	-8.3	-6.0	-7.8	-7.1	1.5	-0.3	-0.2	-1.2	-1.1
25999	Pembuatan produk lain yang direka daripada logam t.t.t.l.	7.8	4.7	5.4	3.2	3.8	3.9	4.3	3.3	3.6	3.2
	Industri lain	3.6	4.7	4.8	4.9	4.2	4.7	5.1	3.6	4.5	2.0
261	Pembuatan komponen dan papan elektronik	8.3	7.9	8.4	8.0	7.8	8.3	8.6	8.7	9.5	7.3
26101	Pembuatan diod, transistor dan alatan semikonduktor yang seumpamanya										
&											
26102	Pembuatan litar elektronik bersepadu dengan pemasangan mikro	6.5	6.2	7.2	6.7	6.4	7.6	7.9	7.8	8.0	7.3
26103	Pembuatan kapasitor dan perintang elektrik										
&											
26104	Pembuatan papan litar bercetak	11.7	11.3	10.9	10.5	10.3	10.2	10.6	10.8	13.0	8.1
&											
26105	Pembuatan komponen paparan										
26109	Pembuatan komponen lain untuk aplikasi elektronik	3.2	2.9	3.7	4.2	4.9	4.1	3.7	3.7	3.1	2.0
262 (26201 & 26202)	Pembuatan komputer dan kelengkapan peranti	8.3	7.7	8.8	8.4	9.0	9.4	7.9	8.2	7.0	6.4
263/ 26300	Pembuatan peralatan komunikasi	2.3	3.7	4.6	3.9	4.5	4.6	5.5	6.3	8.4	7.4
264/ 26400	Pembuatan peralatan elektronik pengguna	1.2	0.8	0.6	3.5	3.8	5.4	12.5	12.6	4.2	2.2
265	Pembuatan kelengkapan mengukur, menguji, memandu arah dan kawalan; jam tangan dan jam	3.9	3.5	3.8	3.3	3.0	5.0	6.4	7.3	8.0	8.3
26511	Pembuatan kelengkapan mengukur, menguji, memandu arah dan kawalan	3.4	3.0	2.9	2.5	2.0	3.4	4.5	5.5	6.2	6.4
&											
26512	Pembuatan kelengkapan kawalan proses perindustrian										
26520	Pembuatan jam tangan dan jam dan bahagiannya	5.8	5.1	6.7	5.8	6.7	10.7	13.2	13.8	14.6	15.3
266/ 26600	Pembuatan peralatan penyinaran, perubahan elektro dan elektroterapeutik	-0.1	-0.5	-0.4	-0.9	-0.6	-1.1	-2.1	-2.3	-1.8	-1.0

2023												Group Description/Period
Nov.	Dis.	Jan.	Feb.	Mac	Apr.	Mei	Jun	Jul.	Ogo.	Sep.	Okt.	
0.2	-0.5	-1.0	-1.5	-2.0	-2.0	-0.5	0.04	1.0	1.9	2.1	1.8	Manufacture of non-metallic mineral products
												Manufacture of refractory mortars and concretes
-5.3	-6.6	-5.3	-4.7	-6.4	-5.9	-6.1	-5.2	-7.4	-4.3	-4.0	-5.8	Manufacture of non-refractory ceramic
3.0	2.9	1.4	-13.3	-12.6	-12.8	-11.1	-11.8	-12.6	-11.1	-14.2	-15.1	Manufacture of other porcelain and ceramic products
-3.9	-4.7	-3.6	-3.7	-6.6	-9.6	-9.7	-9.9	-6.8	1.4	0.7	0.4	Manufacture of hydraulic cement
5.7	4.3	4.4	3.4	1.7	-2.7	-0.3	-0.8	2.6	-0.02	1.8	0.7	Manufacture of ready-mix and dry-mix concrete and mortars
												Manufacture of precast concrete, cement or artificial stone articles for use in construction
-0.8	-0.9	-1.2	0.1	0.7	3.5	5.2	6.2	5.3	5.5	5.1	4.0	Manufacture of prefabricated structural components for building or civil engineering of cement, concrete or artificial stone
												Manufacture of other articles of concrete, cement and plaster n.e.c.
0.0	0.8	-4.1	-4.4	-5.1	-3.7	-0.1	0.3	5.6	4.0	6.6	12.4	Manufacture of other non-metallic mineral products n.e.c.
2.6	1.0	-0.5	0.3	1.8	0.5	1.1	2.5	4.2	6.4	6.7	6.2	Other industry
5.3	0.4	1.8	1.0	1.7	1.3	2.1	1.6	1.3	2.9	4.9	4.3	Manufacture of basic iron and steel
1.3	1.6	0.7	0.4	-0.4	-1.6	-0.7	-0.3	-0.9	-4.0	-4.8	-4.4	Manufacture of basic precious and other non-ferrous metals
-2.3	-2.8	-3.2	-2.0	-2.4	1.6	1.4	0.1	-0.6	2.2	1.8	2.0	Casting of metals
-1.5	0.8	0.3	1.3	1.1	0.5	1.2	1.3	1.4	2.6	2.2	1.8	Manufacture of structural metal products, tanks, reservoirs , steam generators , weapons and ammunition
												Manufacture of metal doors, windows and their frames, shutters and gates
-3.6	-0.2	-1.3	-0.3	-0.9	-0.9	-0.2	0.2	1.6	7.5	6.0	5.8	Manufacture of other structural metal products
5.2	4.6	5.2	5.5	6.2	2.3	3.2	3.4	1.6	-9.3	-8.7	-9.6	Manufacture of tanks, reservoirs and containers of metal
0.1	0.5	1.7	3.9	4.3	4.5	5.3	3.6	0.2	-4.2	-0.5	-1.1	Other industry
2.1	2.2	2.8	3.3	2.1	2.2	2.7	2.2	3.1	4.7	5.2	5.5	Manufacture of other fabricated metal products; metal working service activities
												Forging, pressing, stamping and roll-forming of metal; powder metallurgy
1.4	1.5	1.2	-1.4	-1.1	-3.7	-4.5	-5.8	-1.9	-0.8	-2.0	-0.8	Treatment and coating of metals; machining
3.8	5.8	6.1	6.2	4.8	6.1	6.5	6.8	3.8	-5.5	-6.9	-7.6	Manufacture of tins and cans for food products, collapsible tubes and boxes
0.1	-1.9	-0.3	0.6	0.5	-4.9	-1.9	-1.6	-1.2	6.7	7.5	8.8	Manufacture of metal cable, plaited bands and similar articles
												Manufacture of bolts, screws, nuts and similar threaded products
0.8	0.3	2.2	3.0	1.8	3.5	4.1	3.2	4.7	4.2	6.6	5.9	Manufacture of metal household articles
												Manufacture of any other fabricated metal products n.e.c.
-1.0	-0.8	1.6	0.6	1.8	6.4	4.3	5.2	11.5	9.8	11.8	13.5	Other industry
5.3	5.4	5.3	8.2	3.5	5.4	5.9	5.2	5.1	9.6	10.1	10.5	
-0.1	-0.3	0.5	3.3	3.8	4.6	6.8	7.1	6.6	15.8	18.7	19.1	
7.3	7.4	6.9	7.2	6.5	7.7	8.1	7.1	4.0	4.5	4.8	4.6	Manufacture of electronic components and boards
												Manufacture of diodes, transistors and similar semiconductor devices
6.6	6.7	5.9	6.1	5.1	7.7	5.9	4.1	1.7	2.3	2.2	2.4	Manufacture of electronic integrated circuits micro assemblies
												Manufacture of electrical capacitors and resistors
9.1	9.3	9.5	10.0	9.5	9.1	12.4	12.1	7.5	8.0	8.4	7.6	Manufacture of printed circuit boards
												Manufacture of display components
2.1	1.1	0.3	0.4	0.2	-1.4	1.5	2.8	2.9	3.1	4.7	4.9	Manufacture of other components for electronic applications
6.8	5.8	0.5	0.5	0.3	0.2	-0.3	-1.1	-1.7	-4.4	-2.4	-2.0	Manufacture of computers and peripheral equipment
6.4	7.8	8.6	6.7	6.6	6.7	5.9	4.7	-2.5	0.2	-0.6	1.2	Manufacture of communication equipment
3.5	3.9	0.8	0.6	0.9	-2.8	-2.1	-2.8	-5.2	-4.1	5.7	3.9	Manufacture of consumer electronics
8.0	8.2	7.4	9.2	8.5	8.6	9.5	7.5	4.4	0.3	2.0	1.2	Manufacture of measuring, testing, navigating and control equipment; watches and clocks
												Manufacture of measuring, testing, navigating and control equipment
9.0	8.8	8.2	10.4	10.0	10.1	12.1	10.8	6.9	2.0	3.1	2.0	Manufacture of industrial process control equipment
4.9	6.0	4.9	5.1	3.4	3.6	0.9	-3.1	-3.6	-5.3	-1.5	-1.6	Manufacture of watches and clocks and parts
1.6	1.5	2.2	1.5	1.8	2.2	2.1	1.4	-7.8	-5.2	-2.1	-3.1	Manufacture of irradiation, electromedical and electrotherapeutic equipment

Jadual Table **1.5b** : Bilangan Pekerja Bergaji Sektor Pembuatan Mengikut Kumpulan: Perubahan Peratusan Tahunan
 : Number of Paid Employees of Manufacturing Sector by Group: Annual Percentage Change

Kod Kumpulan Group code	Keterangan Kumpulan/Tempoh	2021	2022	2022		
				Q1	Q2	Q3
267 (26701 & 26702) & 268 (26800)	Pembuatan peralatan optikal, kelengkapan fotografi, media magnetik dan optikal	-8.8	-1.4	-11.2	-6.6	-4.2
271	Pembuatan motor elektrik, penjana, transformer dan perkakasan pengagihan dan pengawalan elektrik	6.7	2.8	4.0	4.0	4.6
	27101 Pembuatan motor elektrik, penjana dan transformer	5.8	-2.3	0.6	1.2	-0.2
	27102 Pembuatan perkakasan pengagihan dan pengawalan elektrik	7.4	6.8	6.9	6.3	8.4
272/ 27200	Pembuatan bateri dan akumulator	-8.8	8.3	-5.3	-3.5	2.8
273	Pembuatan pendawaian dan peranti pendawaian	7.9	-0.4	9.8	9.4	5.3
	27310 Pembuatan kabel gantian optikal	-0.3	4.4	5.6	10.5	8.5
	27320 Pembuatan wayar dan kabel elektronik dan elektrik lain	7.2	1.2	9.1	10.1	5.6
	27330 Pembuatan alatan pendawaian pembawa dan bukan pembawa arus untuk litar elektrik (tanpa mengira jenis bahan)	22.1	-23.7	22.6	0.9	0.3
274/ 27400	Pembuatan kelengkapan pencahayaan elektrik	-18.9	-1.0	-17.5	-12.3	-1.5
275/ 27500	Pembuatan perkakasan domestik	3.3	-3.1	2.1	3.6	1.4
279/ 27900	Pembuatan kelengkapan elektrik lain	0.5	3.1	3.5	6.5	4.1
281 & 282	Pembuatan jentera kegunaan umum dan kegunaan khas	1.1	3.6	1.2	2.8	4.4
	28120 Pembuatan alat-alat kuasa bendalir &	22.6	-1.0	24.1	23.6	19.4
	28130 Pembuatan pam, pemampat, kepala paip dan injap lain					
	28180 Pembuatan alatan tangan yang menggunakan kuasa dilengkapkan dengan motor elektrik atau bukan motor elektrik atau pneumatik	-5.1	-2.1	-4.2	-3.9	-4.1
	28220 Pembuatan jentera pembentukan logam dan alatan mesin					
	28192 Pembuatan mesin penyaman udara, termasuk untuk kenderaan bermotor	-7.9	15.3	2.1	2.4	11.2
	28290 Pembuatan lain-lain mesin bertujuan khas t.t.t.l. Industri lain	-3.4 4.4	-2.8 6.3	0.1 0.9	0.1 4.3	-1.2 6.6
291 (29101 & 29102)	Pembuatan kenderaan bermotor	1.7	4.5	1.9	4.0	5.2
292/ 29200	Pembuatan kerangka (<i>coachwork</i>) untuk kenderaan bermotor; pembuatan treler dan semi treler	-1.1	12.8	2.5	5.2	7.7
293/ 29300	Pembuatan alat ganti dan aksesori untuk kenderaan bermotor	0.9	2.1	2.2	3.4	2.9
301 (30110 & 30120)	Pembinaan kapal dan bot	-0.6	8.5	-0.5	7.5	5.6
302, 303, 304 & 309	Pembuatan lokomotif keretapi, <i>rolling stock</i> , kapal angkasa dan udara, jentera berkaitan, kenderaan tempur ketenteraan, dan kelengkapan pengangkutan t.t.t.l.	1.5	2.6	1.0	4.7	4.9
	30910 Pembuatan motosikal	3.4	3.4	2.7	4.4	4.8
	30920 Pembuatan basikal dan <i>invalid carriages</i> Industri lain	-7.1 2.1	7.5 0.8	-11.2 3.0	5.4 4.8	10.2 3.8
310	Pembuatan perabot	4.0	0.6	4.4	10.7	1.9
	31001 Pembuatan perabot kayu dan rotan Industri lain	5.4 -0.4	0.6 0.5	7.3 -4.2	15.3 -2.6	3.5 -3.2
321 (32110 & 32120)	Pembuatan barang kemas, <i>bijouterie</i> dan artikel berkaitan	-4.2	3.3	-1.9	0.2	1.7
322, 325 & 329	Pembuatan instrumen muzik, peralatan dan bekalan perubatan dan pergigian dan pembuatan lain t.t.t.l.	8.2	3.6	4.0	5.7	6.6
	32901 Pembuatan alat tulis Industri lain	3.0 9.9	-2.2 5.4	1.2 4.8	2.9 6.6	4.4 7.2
323/ 32300	Pembuatan barangan sukan	13.0	2.1	-1.4	1.6	4.5
324/ 32400	Pembuatan permainan dan mainan	0.5	8.2	1.1	7.3	13.3
331 & 332	Pembaikan pemasangan produk logam, jentera, kelengkapan dan pemasangan jentera perindustrian dan kelengkapan	3.7	2.1	4.3	7.5	2.1
	33150 Pembaikan dan penyelenggaraan kelengkapan pengangkutan kecuali motosikal dan basikal Industri lain	-7.3 6.1	4.5 1.6	-4.2 6.0	1.4 8.7	0.2 2.5
Jumlah Pembuatan		2.7	3.4	2.4	3.7	3.8

		2023		2022		2023		Group Description/Period
Q4	Q1	Q2	Q3	(Jan. - Okt.)	(Jan. - Okt.)			
-1.4	6.0	-1.4	3.9	-4.0	3.1	Manufacture of optical instruments, photographic equipment, magnetic and optical media		
2.8	3.2	2.4	0.8	4.5	0.0	Manufacture of electric motors, generators, transformers and electricity distribution and control apparatus		
-2.3	-1.0	-2.1	1.3	-0.4	1.1	Manufacture of electric motors, generators and transformers		
6.8	6.6	5.9	0.5	8.3	-0.8	Manufacture of electricity distribution and control apparatus		
8.3	1.6	3.3	1.0	4.3	0.5	Manufacture of batteries and accumulators		
-0.4	1.6	-3.2	-1.1	3.8	-1.8	Manufacture of wiring and wiring devices		
4.4	1.3	1.0	-6.2	8.2	-3.3	Manufacture of fibre optic cables		
1.2	3.2	-2.5	-0.2	4.0	-1.2	Manufacture of other electronic and electric wires and cables		
-23.7	-17.8	-14.5	-9.5	-1.0	-8.2	Manufacture of current-carrying and non current-carrying wiring devices for electrical circuits regardless of material		
-1.0	-0.5	-6.2	-3.4	-1.3	-2.1	Manufacture of electric lighting equipment		
-3.1	-1.2	1.2	0.4	1.6	-2.0	Manufacture of domestic appliances		
3.1	1.9	-1.1	1.3	5.3	0.2	Manufacture of other electrical equipment		
3.6	3.8	2.3	-0.1	5.0	-0.8	Manufacture of general-purpose and special-purpose machinery		
-1.0	2.1	5.5	-2.2	21.7	-1.9	Manufacture of fluid power equipment		
-2.1	0.7	2.3	1.7	-4.5	1.9	Manufacture of other pumps, compressors, taps and valves		
15.3	9.4	6.7	-6.3	14.0	-7.4	Manufacture of power-driven hand tools with self-contained electric or non-electric motor or pneumatic drives		
-2.8	-3.9	-1.2	-9.0	-1.6	-9.4	Manufacture of metal-forming machinery and machine tools		
6.3	6.1	1.7	2.5	7.4	1.1	Manufacture of air-conditioning machines, including for motor vehicles		
4.5	0.4	0.6	2.2	4.6	2.8	Manufacture of other special-purpose machinery		
12.8	13.5	10.2	21.7	7.4	22.3	Other industry		
2.1	1.9	0.8	-1.5	2.3	-1.7	Manufacture of motor vehicles		
8.5	7.2	8.4	10.0	7.4	6.6	Manufacture of bodies (coachwork) for motor vehicles; manufacture of trailers and semi-trailers		
2.6	-0.1	-1.1	-3.4	2.7	-1.9	Manufacture of parts and accessories for motor vehicles		
3.4	4.6	3.3	9.2	2.1	11.3	Building of ships and boats		
7.5	-5.5	-14.2	-51.0	10.3	-54.1	Manufacture of railway locomotives, rolling stock, air and spacecraft, related machinery, military fighting vehicles and transport equipment n.e.c		
0.8	-2.6	-1.4	-2.0	1.4	0.2	Manufacture of motorcycles		
0.6	0.5	1.0	3.0	2.3	4.8	Manufacture of bicycles and invalid carriages		
0.6	-0.3	0.1	3.2	3.6	4.8	Other industry		
0.5	3.1	3.9	2.6	-1.8	4.8	Manufacture of furniture		
3.3	14.5	10.2	4.1	2.17	3.4	Manufacture of wooden and cane furniture		
3.6	2.1	0.9	4.4	5.4	5.1	Other industry		
-2.2	-1.2	-2.9	-0.2	1.8	-0.2	Manufacture of jewellery, bijouterie and related articles		
5.4	3.1	2.0	5.7	6.5	6.7	Manufacture of musical instruments, medical and dental instruments and supplies and other manufacturing n.e.c.		
2.1	-1.1	-0.9	-18.6	5.3	-20.9	Manufacture of stationery		
8.2	2.3	-0.8	-7.6	12.7	-6.2	Other industry		
2.1	1.7	1.3	4.2	1.8	3.5	Manufacture of sports goods		
4.5	9.2	8.9	10.6	0.84	8.4	Manufacture of games and toys		
1.6	0.3	-0.1	3.0	2.0	2.6	Repair of fabricated metal products, machinery and equipment and installation of industrial machinery and equipment		
3.4	2.8	2.1	2.4	3.6	2.5	Repair and maintenance of transport equipment except motorcycles and bicycles		
						Other industry		
3.4	2.8	2.1	2.4	3.6	2.5	Total Manufacturing		

Jadual Table **1.5b** : Bilangan Pekerja Bergaji Sektor Pembuatan Mengikut Kumpulan: Perubahan Peraturan Tahunan (samb.)
: Number of Paid Employees of Manufacturing Sector by Group: Annual Percentage Change (cont.)

Kod Kumpulan Group code	Keterangan Kumpulan/Tempoh	2022									
		Jan.	Feb.	Mac	Apr.	Mei	Jun	Jul.	Ogo.	Sep.	Okt.
267 (26701 & 26702) & 268 (26800)	Pembuatan peralatan optikal, kelengkapan fotografi, media magnetik dan optikal	-13.3	-11.3	-11.2	-8.0	-8.9	-6.6	-6.0	-4.6	-4.2	-4.0
271	Pembuatan motor elektrik, penjana, transformer dan perkakasan pengagihan dan pengawalan elektrik	5.0	4.5	4.0	3.6	3.6	4.0	5.8	5.9	4.6	4.5
	27101 Pembuatan motor elektrik, penjana dan transformer	1.8	1.0	0.6	0.5	1.8	1.2	0.4	0.3	-0.2	-0.4
	27102 Pembuatan perkakasan pengagihan dan pengawalan elektrik	7.7	7.5	6.9	6.1	5.1	6.3	10.3	10.4	8.4	8.3
272/ 27200	Pembuatan bateri dan akumulator	-10.6	-4.6	-5.3	-5.9	-10.0	-3.5	-3.6	-6.7	2.8	4.3
273	Pembuatan pendawaian dan peranti pendawaian	8.6	8.3	9.8	11.4	11.5	9.4	8.4	8.6	5.3	3.8
	27310 Pembuatan kabel gantian optikal	0.6	0.2	5.6	8.6	9.6	10.5	12.7	15.1	8.5	8.2
	27320 Pembuatan wayar dan kabel elektronik dan elektrik lain	7.9	7.7	9.1	10.8	11.1	10.1	8.9	9.0	5.6	4.0
	27330 Pembuatan alatan pendawaian pembawa dan bukan pembawa arus untuk litar elektrik (tanpa mengira jenis bahan)	22.7	21.9	22.6	21.5	18.4	0.9	0.9	0.3	0.3	-1.0
274/ 27400	Pembuatan kelengkapan pencahayaan elektrik	-18.2	-17.3	-17.5	-16.1	-15.2	-12.3	-6.7	-5.1	-1.5	-1.3
275/ 27500	Pembuatan perkakasan domestik	3.4	3.2	2.1	1.9	2.6	3.6	3.2	4.1	1.4	1.6
279/ 27900	Pembuatan kelengkapan elektrik lain	1.6	1.4	3.5	3.3	3.9	6.5	6.8	8.6	4.1	5.3
281 & 282	Pembuatan jentera kegunaan umum dan kegunaan khas	1.4	1.3	1.2	2.0	2.5	2.8	4.4	4.5	4.4	5.0
	28120 Pembuatan alat-alat kuasa bendalir &	23.1	23.6	24.1	21.8	21.3	23.6	22.0	21.0	19.4	21.7
	28130 Pembuatan pam, pemampat, kepala paip dan injap lain										
	28180 Pembuatan alatan tangan yang menggunakan kuasa dilengkapkan dengan motor elektrik atau bukan motor elektrik atau pneumatik &	-3.9	-4.3	-4.2	-5.2	-4.4	-3.9	-4.4	-4.2	-4.1	-4.5
	28220 Pembuatan jentera pembentukan logam dan alatan mesin										
	28192 Pembuatan mesin penyaman udara, termasuk untuk kenderaan bermotor	1.1	1.6	2.1	1.3	2.6	2.4	10.4	10.8	11.2	14.0
	28290 Pembuatan lain-lain mesin bertujuan khas t.t.t.l. Industri lain	-2.1	-0.6	0.1	-0.9	-1.8	0.1	-0.1	-0.5	-1.2	-1.6
		2.1	1.7	0.9	4.0	4.6	4.3	6.4	6.7	6.6	7.4
291 (29101 & 29102)	Pembuatan kenderaan bermotor	1.9	1.9	1.9	0.6	-0.1	4.0	7.0	7.0	5.2	4.6
292/ 29200	Pembuatan kerangka (coachwork) untuk kenderaan bermotor; pembuatan treler dan semi treler	-1.5	2.3	2.5	2.6	1.8	5.2	4.8	5.9	7.7	7.4
293/ 29300	Pembuatan alat ganti dan aksesori untuk kenderaan bermotor	2.1	1.9	2.2	2.3	2.9	3.4	3.6	3.8	2.9	2.3
301 (30110 & 30120)	Pembinaan kapal dan bot	-0.1	-0.7	-0.5	3.9	4.0	7.5	10.4	10.6	5.6	7.4
302, 303, 304 & 309	Pembuatan lokomotif keretapi, rolling stock, kapal angkasa dan udara, jentera berkaitan, kenderaan tempur ketenteraan, dan kelengkapan pengangkutan t.t.t.l.	0.2	0.8	1.0	3.6	3.8	4.7	4.7	5.3	4.9	2.7
	30910 Pembuatan motosikal	3.1	2.6	2.7	4.3	3.6	4.4	3.4	4.5	4.8	2.1
	30920 Pembuatan basikal dan invalid carriages Industri lain	-10.5	-11.0	-11.2	-1.3	2.1	5.4	6.7	7.3	10.2	10.3
		0.7	2.6	3.0	4.3	4.3	4.8	5.2	5.5	3.8	1.4
310	Pembuatan perabot	4.4	4.3	4.4	4.6	4.2	10.7	10.8	10.7	1.9	2.3
	31001 Pembuatan perabot kayu dan rotan Industri lain	7.6	7.1	7.3	7.5	7.1	15.3	15.8	16.0	3.5	3.6
		-5.0	-3.8	-4.2	-4.0	-4.4	-2.6	-3.2	-4.1	-3.2	-1.8
321 (32110 & 32120)	Pembuatan barang kemas, bijouterie dan artikel berkaitan	-4.6	-1.7	-1.9	0.0	0.7	0.2	0.2	0.02	1.7	2.2
322, 325 & 329	Pembuatan instrumen muzik, peralatan dan bekalan perubatan dan pergigian dan pembuatan lain t.t.t.l.	5.6	3.9	4.0	3.7	4.3	5.7	7.4	7.5	6.6	5.4
	32901 Pembuatan alat tulis Industri lain	2.0	4.3	1.2	2.1	2.9	2.9	5.1	5.8	4.4	1.8
		6.7	3.8	4.8	4.2	4.7	6.6	8.1	8.0	7.2	6.5
323/ 32300	Pembuatan barangan sukan	2.1	-1.4	-1.4	0.8	1.5	1.6	2.0	3.9	4.5	5.3
324/ 32400	Pembuatan permainan dan mainan	-1.2	3.3	1.1	0.6	4.1	7.3	13.1	13.2	13.3	12.7
331 & 332	Pembaikan pemasangan produk logam, jentera, kelengkapan dan pemasangan jentera perindustrian dan kelengkapan	2.6	1.7	4.3	5.0	5.8	7.5	6.1	4.0	2.1	1.8
	33150 Pembaikan dan penyelenggaraan kelengkapan pengangkutan kecuali motosikal dan basikal Industri lain	-7.2	-6.9	-4.2	-3.4	-3.9	1.4	0.3	-0.02	0.2	0.8
		4.7	3.5	6.0	6.7	7.7	8.7	7.2	4.8	2.5	2.0
Jumlah Pembuatan		2.2	2.1	2.4	2.5	2.7	3.7	4.1	4.3	3.8	3.6

2023												Group Description/Period
Nov.	Dis.	Jan.	Feb.	Mac	Apr.	Mei	Jun	Jul.	Ogo.	Sep.	Okt.	
-2.4	-1.4	7.5	5.0	6.0	0.5	1.6	-1.4	-1.0	2.4	3.9	3.1	Manufacture of optical instruments, photographic equipment, magnetic and optical media
4.2	2.8	2.7	2.6	3.2	3.1	2.5	2.4	2.4	1.6	0.8	0.01	Manufacture of electric motors, generators, transformers and electricity distribution and control apparatus
-1.0	-2.3	-1.3	-1.3	-1.0	-1.1	-1.9	-2.1	-0.7	1.8	1.3	1.1	Manufacture of electric motors, generators and transformers
8.4	6.8	5.8	5.7	6.6	6.4	6.0	5.9	4.8	1.5	0.5	-0.8	Manufacture of electricity distribution and control apparatus
6.7	8.3	8.2	1.4	1.6	1.8	5.9	3.3	4.1	3.4	1.0	0.5	Manufacture of batteries and accumulators
3.9	-0.4	-0.6	2.7	1.6	1.7	-3.0	-3.2	-2.6	-3.0	-1.1	-1.8	Manufacture of wiring and wiring devices
8.0	4.4	5.9	6.3	1.3	1.6	1.3	1.0	-3.9	-6.0	-6.2	-3.3	Manufacture of fibre optic cables
4.1	1.2	0.6	4.3	3.2	3.1	-2.3	-2.5	-1.3	-2.1	-0.2	-1.2	Manufacture of other electronic and electric wires and cables
-0.9	-23.7	-18.6	-18.6	-17.8	-15.2	-14.1	-14.5	-17.8	-12.8	-9.5	-8.2	Manufacture of current-carrying and non current-carrying wiring devices for electrical circuits regardless of material
-2.3	-1.0	-2.8	-4.8	-0.5	-3.4	-4.6	-6.2	-6.8	-2.1	-3.4	-2.1	Manufacture of electric lighting equipment
-3.2	-3.1	-3.2	-2.4	-1.2	-1.3	2.3	1.2	1.2	1.8	0.4	-2.0	Manufacture of domestic appliances
3.0	3.1	3.6	3.8	1.9	1.1	0.1	-1.1	-0.6	0.3	1.3	0.2	Manufacture of other electrical equipment
3.2	3.6	3.4	3.2	3.8	2.7	2.0	2.3	0.4	0.2	-0.1	-0.8	Manufacture of general-purpose and special-purpose machinery
-2.3	-1.0	3.3	3.5	2.1	2.6	3.3	5.5	4.1	-2.2	-2.2	-1.9	Manufacture of fluid power equipment
-2.0	-2.1	-2.0	-1.9	0.7	0.6	-0.1	2.3	2.5	1.2	1.7	1.9	Manufacture of other pumps, compressors, taps and valves
14.1	15.3	11.6	11.7	9.4	9.8	7.0	6.7	-5.4	-6.8	-6.3	-7.4	Manufacture of power-driven hand tools with self-contained electric or non-electric motor or pneumatic drives
-3.1	-2.8	-3.4	-3.3	-3.9	-3.2	-2.0	-1.2	-0.6	-10.5	-9.0	-9.4	Manufacture of metal-forming machinery and machine tools
6.1	6.3	5.9	5.4	6.1	3.7	2.8	1.7	0.1	3.9	2.5	1.1	Manufacture of air-conditioning machines, including for motor vehicles
4.5	4.5	4.0	0.7	0.4	1.7	4.1	0.6	1.0	2.0	2.2	2.8	Manufacture of other special-purpose machinery
7.1	12.8	13.0	13.6	13.5	11.4	11.7	10.2	12.6	23.7	21.7	22.3	Other industry
2.2	2.1	1.5	1.7	1.9	1.3	1.4	0.8	1.3	-1.4	-1.5	-1.7	Manufacture of motor vehicles
7.2	8.5	9.6	10.1	7.2	7.5	8.6	8.4	8.1	8.5	10.0	6.6	Manufacture of bodies (coachwork) for motor vehicles; manufacture of trailers and semi-trailers
2.3	2.6	0.7	-0.2	-0.1	-0.6	-0.6	-1.1	0.2	-2.5	-3.4	-1.9	Manufacture of parts and accessories for motor vehicles
2.5	3.4	3.7	3.8	4.6	4.1	3.0	3.3	11.6	8.2	9.2	11.3	Building of ships and boats
9.3	7.5	-2.7	-4.4	-5.5	-6.7	-10.5	-14.2	-26.1	-43.7	-51.0	-54.1	Manufacture of railway locomotives, rolling stock, air and spacecraft, related machinery, military fighting vehicles and transport equipment n.e.c
0.6	0.8	-1.0	-2.4	-2.6	-2.9	-0.9	-1.4	-2.3	-1.1	-2.0	0.2	Manufacture of motorcycles
0.4	0.6	0.8	0.7	0.5	0.4	1.3	1.0	2.5	3.1	3.0	4.8	Manufacture of bicycles and invalid carriages
1.5	0.6	0.03	0.05	-0.3	-0.2	0.6	0.1	2.1	3.5	3.2	4.8	Other industry
-3.2	0.5	3.6	2.7	3.1	2.4	3.8	3.9	3.7	1.7	2.6	4.8	Manufacture of furniture
2.6	3.3	8.6	9.1	14.5	11.2	11.8	10.2	4.0	3.0	4.1	3.4	Manufacture of wooden and cane furniture
3.8	3.6	2.9	2.3	2.1	0.8	1.1	0.9	4.0	4.1	4.4	5.1	Other industry
-2.4	-2.2	-1.2	-3.6	-1.2	-2.0	-2.0	-2.9	-3.6	-0.5	-0.2	-0.2	Manufacture of musical instruments, medical and dental instruments and supplies and other manufacturing n.e.c.
5.7	5.4	4.2	4.2	3.1	1.6	2.0	2.0	6.3	5.4	5.7	6.7	Manufacture of stationery
0.6	2.1	-1.7	-2.3	-1.1	-1.9	-2.2	-0.9	-1.3	-17.6	-18.6	-20.9	Other industry
12.3	8.2	5.7	2.4	2.3	3.9	2.4	-0.8	-14.4	-6.2	-7.6	-6.2	Manufacture of sports goods
0.6	2.1	2.2	2.4	1.7	1.4	1.6	1.3	3.0	4.3	4.2	3.5	Manufacture of games and toys
-0.5	4.5	9.9	11.8	9.2	10.5	8.6	8.9	9.5	12.0	10.6	8.4	Repair of fabricated metal products, machinery and equipment and installation of industrial machinery and equipment
0.8	1.6	0.7	0.6	0.3	-0.3	0.3	-0.1	1.8	2.8	3.0	2.6	Repair and maintenance of transport equipment except motorcycles and bicycles
3.3	3.4	3.0	3.3	2.8	2.5	2.6	2.1	1.7	2.0	2.4	2.5	Other industry
												Total Manufacturing

Kod Kumpulan Group code	Keterangan Kumpulan/Tempoh	2022				2023			2022					
		Q1	Q2	Q3	Q4	Q1	Q2	Q3	Jan.	Feb.	Mac	Apr.	Mei	Jun
101	Pemprosesan dan pengawetan daging	0.6	0.2	3.1	1.0	1.8	3.3	3.9	3.7	-0.6	-2.4	-0.05	0.5	-0.3
102	Pemprosesan dan pengawetan ikan, krustasea dan moluska	0.1	2.6	1.2	1.2	3.8	-0.3	0.5	2.5	-1.8	-0.5	1.1	-0.2	1.7
	10201 Pengetinan ikan, krustasea dan moluska &	0.8	2.0	1.3	2.1	3.8	-1.0	-0.1	3.1	-1.7	-0.5	1.3	-0.5	1.1
	10202 Pemprosesan dan pengawetan ikan, krustasea dan moluska Industri lain	-3.4	5.6	0.8	-3.1	3.5	3.5	3.6	-0.6	-1.9	-0.9	-0.5	1.2	4.9
103	Pemprosesan dan pengawetan buah-buahan dan sayur - sayuran	1.3	-0.9	-1.4	-1.1	5.8	2.8	-3.3	4.8	-0.9	-2.4	-0.5	-0.1	-0.3
	10303 Pengetinan nanas &	-11.9	9.4	-0.1	16.8	-8.3	-1.5	1.8	-4.3	-1.0	-7.1	6.3	-1.0	4.0
	10304 Pembuatan jem, marmalad dan sajian jeli Industri lain	2.0	-1.4	-1.5	-2.1	6.7	3.1	-3.6	5.3	-0.9	-2.2	-0.9	-0.1	-0.5
104	Pembuatan minyak dan lemak daripada sayuran dan haiwan	0.5	0.2	2.6	2.5	1.4	0.3	4.4	0.2	0.7	-0.3	-0.2	0.2	0.3
	10404 Pembuatan minyak sayuran mentah dan bertapis &	-2.1	1.9	0.4	5.6	1.8	0.4	7.8	-1.5	0.3	-1.0	0.1	1.6	0.3
	10406 Pembuatan sebatian lemak masakan	1.9	2.2	0.6	0.1	0.6	0.0	3.0	0.7	0.6	0.6	2.2	0.0	0.0
	10405 Pembuatan minyak kelapa Industri lain	0.6	0.1	2.8	2.4	1.4	0.3	4.3	0.3	0.7	-0.3	-0.3	0.1	0.3
105	Pembuatan produk tenusu	-1.1	2.0	-0.9	1.1	0.3	-0.6	3.6	-1.4	-0.3	0.6	0.6	0.4	1.0
	10502 Pembuatan susu pekat, tepung dan sejat Industri lain	-2.3	1.0	-1.2	1.5	0.04	-1.2	2.8	-2.2	-0.4	0.2	0.4	0.1	0.5
		2.5	4.7	0.1	-0.03	1.1	0.8	5.6	0.8	0.2	1.5	1.0	1.1	2.5
106	Pembuatan produk bijian, kanji dan produk berkanji	0.6	-0.7	2.4	1.3	1.3	-0.7	2.2	0.6	0.0	-0.1	0.5	-1.3	0.1
	10611 Pengilangan beras	3.0	-0.6	5.6	1.3	2.1	-2.2	1.7	2.2	0.8	0.0	0.8	-1.0	-0.4
	10613 Pengilangan tepung Industri lain	-0.4	-0.6	-0.3	1.9	1.8	0.7	3.1	0.1	-0.6	0.1	0.1	-1.2	0.6
		-6.1	-1.7	-0.5	-1.4	-6.1	0.2	0.5	-4.4	-0.4	-1.4	1.0	-2.5	-0.2
107	Pembuatan produk makanan lain	3.0	-0.3	1.0	1.8	2.0	0.8	4.9	2.3	-0.2	0.8	-0.8	-0.1	0.5
	10711 Pembuatan biskut dan cookies	0.7	0.5	0.6	-0.8	1.8	-1.0	1.6	0.7	0.1	-0.2	-0.2	-0.8	1.6
	10712 Pembuatan roti, kek dan produk bakeri lain	-3.2	0.4	2.0	4.4	1.7	1.3	3.8	1.0	-3.7	-0.5	1.4	-0.4	-0.6
	10713 Pembuatan produk snek	-0.2	1.5	-0.1	3.7	0.1	1.2	2.7	0.5	-0.5	-0.1	0.4	-0.3	1.5
	10721 Pembuatan gula	0.2	-1.8	0.9	-0.5	0.9	1.3	5.3	-0.2	0.4	0.0	-1.5	0.8	-1.2
	10731 Pembuatan produk koko	0.1	0.3	2.5	-3.3	-1.6	3.6	0.9	0.5	0.4	-0.9	0.3	0.3	-0.3
	10732 Pembuatan coklat dan produk coklat &	-1.2	1.9	2.1	-4.8	0.8	0.4	7.7	-2.2	0.1	0.9	-0.6	-0.4	2.9
	10733 Pembuatan konfeksi gula	8.0	1.4	-1.5	7.0	2.9	0.2	6.6	3.2	3.2	1.4	-1.7	2.8	0.4
	10793 Pembuatan sos dan bahan perasa	22.4	-7.0	2.1	-4.6	2.3	4.4	14.7	10.5	3.6	6.9	-6.6	0.1	-0.6
	10799 Pembuatan produk makanan lain t.t.t.I. Industri lain	2.3	0.6	0.6	3.6	2.9	-0.5	2.5	2.5	0.1	-0.3	0.0	-0.4	1.0
108/ 10800	Pembuatan makanan haiwan tersedia	-0.5	4.4	-0.2	0.9	0.2	-2.7	-6.1	0.5	-0.7	-0.3	3.8	0.7	-0.1
110	Pembuatan minuman ringan	2.2	-0.4	-0.6	1.4	2.4	0.6	-1.6	1.0	1.1	0.1	1.1	-0.6	-0.9
	11041 Pembuatan minuman ringan	2.5	0.0	-0.5	1.0	1.2	1.0	-2.2	-0.1	2.3	0.4	1.1	-0.1	-1.0
	11042 Pengeluaran air mineral semula jadi dan minuman lain yang dibotolkan Industri lain	0.1	-0.5	-2.2	0.8	7.0	-0.6	-1.6	0.8	-2.2	1.6	-0.3	-0.5	0.3
		5.2	-1.9	2.0	5.1	0.03	0.9	2.4	8.5	1.5	-4.4	4.0	-3.4	-2.3
120/ 12000	Pembuatan produk tembakau	17.9	-17.2	2.4	2.8	17.5	-13.4	1.4	7.5	11.1	-1.3	-17.5	-0.1	0.5
131	Pemintalan, penenunan dan penyiapan tekstil	-0.6	-2.8	1.9	-0.2	1.7	-0.5	1.6	-1.2	-0.1	0.6	-1.3	-0.3	-1.2
	13110 Penyediaan dan pemintalan gentian tekstil &	-2.5	-3.5	0.8	1.7	2.4	-0.7	3.2	-2.2	0.3	-0.6	-1.6	-0.9	-1.2
	13120 Penenunan tekstil	2.8	-0.5	4.2	-3.3	-1.9	0.3	-2.5	-0.2	-1.0	4.1	-0.7	0.5	-0.3
	13132 Pewarnaan, pelunturan, percetakan dan penyiapan akhir benang dan fabrik Industri lain	9.4	-6.4	3.4	-10.2	19.4	-3.5	4.0	13.4	0.2	-3.7	-2.6	4.7	-8.3
139	Pembuatan tekstil lain	-0.5	3.1	-0.1	0.02	0.2	2.2	0.03	0.2	-0.6	-0.1	0.8	2.0	0.2
	13910 Pembuatan fabrik dikait dan dikrusye Industri lain	0.0	1.0	-0.1	-2.8	-3.0	0.7	-1.1	0.7	-0.1	-0.5	-0.1	1.4	-0.3
		-0.9	4.5	-0.05	1.9	2.2	3.2	0.7	-0.1	-0.9	0.2	1.4	2.5	0.6
141	Pembuatan pakaian, kecuali pakaian berbulu	1.5	-1.1	-1.8	4.1	0.7	0.2	-2.0	0.4	1.0	0.1	-0.7	0.7	-1.1
	14102 Pembuatan pakaian Industri lain	0.3	0.1	-1.8	4.4	0.6	-0.3	-2.3	-1.2	1.2	0.3	-0.7	1.2	-0.4
		4.9	-4.1	-1.8	3.2	1.0	1.6	-1.0	4.8	0.5	-0.4	-0.8	-0.5	-2.8
142 & 143	Pembuatan artikel daripada kulit bulu dan pakaian yang dikait dan dikrusye	4.0	1.0	-2.0	-0.3	8.1	-0.2	2.5	2.8	0.1	1.0	1.1	0.0	-0.1
151 (15110 & 15120)	Penyamakan dan pembersihan kulit, pembuatan bagasi, beg tangan, pelana dan abah-abah pembersihan dan pewarnaan bulu	-1.0	-5.8	2.3	0.2	3.2	-4.7	2.7	-0.4	0.4	-1.0	-1.2	-1.0	-3.7
152	Pembuatan kasut	2.8	3.5	0.9	1.3	3.9	1.3	-0.9	3.8	2.7	-3.6	0.7	1.8	1.0
	15201 Pembuatan kasut kulit &	3.0	3.4	1.1	2.4	0.3	-2.5	-0.2	5.4	1.6	-3.8	-0.2	1.6	2.0
	15203 Pembuatan kasut getah Industri lain	2.6	3.8	0.6	-0.1	8.4	5.8	-1.5	1.9	4.1	-3.4	1.9	2.0	-0.2
161/ 16100	Pengilangan dan pengetaman kayu	0.3	-1.7	1.3	-1.8	0.5	-2.4	0.0	1.2	-0.4	-0.5	0.1	0.4	-2.1

2023																Group Description/Period
Jul.	Ogo.	Sep.	Okt.	Nov.	Dis.	Jan.	Feb.	Mac	Apr.	Mei	Jun	Jul.	Ogo.	Sep.	Okt.	
-1.3	0.4	4.0	0.0	0.9	0.1	2.9	-0.3	-0.8	3.4	0.2	-0.4	-1.6	0.4	5.1	0.4	Processing and preserving of meat
0.8	0.2	0.2	0.0	0.3	0.9	1.7	2.6	-0.6	-0.5	0.2	-0.05	0.5	-1.6	1.6	-0.4	Processing and preserving of fish, crustaceans and molluscs
0.7	0.3	0.2	0.4	0.3	1.4	1.7	2.7	-0.6	-0.7	0.3	-0.5	1.5	-3.2	1.7	0.1	<i>Canning of fish, crustaceans and molluscs</i>
0.9	-0.3	0.2	-1.7	-0.1	-1.3	2.0	2.0	-0.5	0.8	0.02	2.7	-5.1	7.7	1.4	-2.9	<i>Processing, curing and preserving of fish, crustacean and molluscs</i>
1.5	-3.2	0.3	-0.6	-0.5	-0.03	3.5	2.3	-0.2	0.5	2.8	-0.4	-1.0	-4.7	2.4	0.0	Processing and preserving of fruits and vegetable
-0.4	-1.1	1.4	-0.7	0.1	17.6	-8.9	0.4	0.2	-0.4	0.6	-1.6	3.3	-2.4	1.0	0.3	<i>Pineapple canning</i>
1.6	-3.3	0.3	-0.6	-0.5	-1.0	4.3	2.5	-0.2	0.6	2.9	-0.4	-1.2	-4.9	2.5	-0.02	<i>Manufacture of jams, marmalades and table jellies</i>
1.1	0.3	1.2	0.2	1.6	0.6	0.7	0.9	-0.2	-0.6	0.3	0.5	1.1	0.7	2.5	0.5	Manufacture of vegetable and animal oils and fats
0.8	-0.6	0.2	-0.1	5.8	-0.2	0.9	0.2	0.7	-0.6	0.4	0.6	0.5	6.3	0.9	0.3	<i>Manufacture of crude and refined vegetable oil</i>
0.1	-0.1	0.6	0.0	-0.1	0.2	0.3	0.0	0.3	-0.1	0.1	0.0	-0.6	1.6	2.0	0.0	<i>Manufacture of compound cooking fats</i>
1.1	0.4	1.3	0.3	1.4	0.7	0.7	1.0	-0.2	-0.6	0.3	0.5	1.2	0.4	2.6	0.5	<i>Manufacture of coconut oil</i>
-0.2	-0.8	0.2	0.4	0.4	0.3	0.5	-0.2	0.03	0.5	-1.4	0.2	0.6	1.2	1.7	0.1	Manufacture of dairy products
-0.5	-0.9	0.2	0.0	1.3	0.2	0.4	-0.2	-0.2	1.6	-2.6	-0.2	0.8	1.1	0.9	-0.3	<i>Manufacture of condensed, powdered and evaporated milk</i>
0.5	-0.6	0.2	1.5	-1.9	0.4	0.7	-0.1	0.6	-2.3	2.0	1.2	0.2	1.6	3.7	1.2	<i>Other industry</i>
0.2	0.3	2.0	-0.6	1.3	0.7	0.5	1.5	-0.7	-1.0	0.5	-0.2	-0.2	-1.9	4.4	-0.1	Manufacture of grain mill products, starches and starch products
0.3	1.8	3.4	-0.4	0.6	1.2	0.9	1.9	-0.7	-1.8	0.6	-0.9	-0.4	-3.0	5.2	0.0	<i>Rice milling</i>
0.6	-1.1	0.2	-0.5	2.4	0.0	0.1	2.3	-0.5	-0.3	0.4	0.6	-0.2	-0.5	3.9	0.1	<i>Flour milling</i>
-2.5	-1.1	3.3	-2.1	-0.6	1.3	0.3	-4.6	-1.8	0.2	0.7	-0.6	1.4	-3.3	2.4	-1.5	<i>Other industry</i>
0.1	0.5	0.4	0.5	0.3	1.0	1.8	0.6	-0.4	0.9	0.2	-0.3	1.0	2.1	1.7	0.9	Manufacture of other food products
0.7	0.0	-0.1	-0.9	0.6	-0.5	2.3	1.5	-2.0	-0.5	-0.1	-0.4	0.3	0.5	0.8	-0.4	<i>Manufacture of biscuits and cookies</i>
0.7	0.7	0.6	1.9	0.9	1.5	0.9	0.3	0.5	1.5	-0.4	0.2	3.4	-1.1	1.5	1.2	<i>Manufacture of bread, cakes and other bakery products</i>
0.3	-0.6	0.1	1.1	0.2	2.4	0.2	0.4	-0.4	0.5	0.8	-0.1	-1.2	2.6	1.3	0.7	<i>Manufacture of snack products</i>
-0.1	1.3	-0.3	-0.4	-2.0	2.0	0.2	0.0	0.8	0.6	1.1	-0.4	0.1	4.3	0.8	0.4	<i>Manufacture of sugar</i>
0.8	1.2	0.4	-3.6	-0.6	0.9	0.1	1.1	-2.7	-0.1	2.9	0.8	0.1	-0.5	1.3	0.8	<i>Manufacture of cocoa products</i>
0.4	1.5	0.2	0.2	-4.9	-0.1	3.3	-1.9	-0.5	0.8	-0.1	-0.3	1.7	5.2	0.7	0.9	<i>Manufacture of chocolate and chocolate products</i>
-1.1	0.3	-0.7	0.4	5.1	1.5	2.0	0.1	0.8	0.4	-0.6	0.4	-0.8	5.9	1.4	0.9	<i>Manufacture of sugar confectionery</i>
0.1	0.0	2.0	0.1	-4.6	-0.1	3.3	-0.6	-0.4	4.7	1.3	-1.6	2.1	8.8	3.3	2.1	<i>Manufacture of sauces and condiments</i>
-0.3	0.7	0.2	0.2	1.8	1.5	1.8	1.8	-0.7	-0.2	0.3	-0.6	-0.1	0.8	1.9	0.8	<i>Manufacture of other food products n.e.c.</i>
-0.2	0.1	-0.1	0.3	0.4	0.2	0.2	0.4	-0.4	-3.1	0.04	0.4	-1.0	-3.8	-1.4	-0.9	Manufacture of prepared animal feeds
-0.3	-0.4	0.1	-0.2	-0.4	2.0	1.3	0.8	0.3	0.4	0.2	-0.1	0.5	-2.4	0.4	0.5	Manufacture of beverages
0.2	-0.7	0.1	-0.1	-0.6	1.7	-0.05	0.9	0.3	0.6	0.1	0.2	0.5	-3.1	0.4	0.3	<i>Manufacture of soft drinks</i>
-0.9	-1.3	0.1	0.0	0.5	0.3	5.6	0.1	1.3	-0.01	0.3	-0.9	0.4	-2.2	0.2	1.0	<i>Production of natural mineral waters and other bottled waters</i>
-1.4	3.3	0.2	-1.5	-1.0	7.7	-0.2	1.8	-1.6	0.4	0.3	0.2	0.5	1.0	0.8	0.6	<i>Other industry</i>
-0.5	-4.8	8.1	0.3	0.6	1.8	5.2	11.4	0.3	-12.0	-0.6	-1.0	-2.2	-4.9	8.9	0.1	Manufacture of tobacco products
-0.5	1.0	1.5	0.4	-0.6	-0.03	1.1	-0.7	1.3	-0.5	1.1	-1.1	-1.4	2.7	0.3	-0.4	Spinning, weaving and finishing of textiles
-0.5	1.0	0.3	0.9	1.5	-0.7	1.2	-1.0	2.2	-0.2	0.3	-0.8	0.5	2.6	0.1	-0.5	<i>Preparation and spinning of textile fibres</i>
-0.5	0.7	4.1	-0.1	-4.6	1.5	-0.3	-0.8	-0.8	-0.4	2.3	-1.6	-5.8	2.7	0.8	0.2	<i>Weaving of textiles</i>
-0.3	2.0	1.7	-3.0	-8.0	0.7	11.4	4.0	3.1	-5.3	5.1	-3.1	-1.8	4.4	1.5	-1.8	<i>Dyeing, bleaching, printing and finishing of yarns and fabrics</i>
-0.6	0.1	0.4	-0.6	1.3	-0.7	0.6	-1.0	0.6	1.2	1.3	-0.2	-0.4	0.4	0.03	-0.2	Manufacture of other textiles
-0.4	-0.1	0.5	-2.3	0.4	-0.9	-0.3	-0.3	-2.4	1.3	0.1	-0.7	-0.9	0.6	-0.8	-0.2	<i>Manufacture of knitted and crocheted fabrics</i>
-0.7	0.3	0.4	0.6	1.8	-0.5	1.1	-1.4	2.5	1.1	2.0	0.1	-0.04	0.3	0.5	-0.2	<i>Other industry</i>
-1.2	-0.7	0.1	-1.0	4.5	0.7	0.6	-0.1	0.2	0.2	0.5	-0.4	-1.3	-1.6	0.9	-1.0	Manufacture of wearing apparel, except fur
-1.3	-0.8	0.3	-1.2	4.4	1.1	1.1	-0.9	0.4	-0.2	0.6	-0.7	-1.4	-1.9	1.0	-0.6	<i>Manufacture of clothings</i>
-0.8	-0.4	-0.6	-0.7	4.6	-0.6	-0.7	2.0	-0.2	1.3	0.0	0.3	-0.8	-0.7	0.5	-1.9	<i>Other industry</i>
0.0	-2.6	0.6	-3.2	3.8	-0.7	2.5	3.5	1.9	0.0	0.4	-0.6	-0.6	2.5	0.6	-6.4	Manufacture of articles of fur, knitted and crocheted apparel
-1.2	2.2	1.3	0.0	-0.7	0.9	1.7	1.4	0.2	-2.9	0.3	-2.2	-1.3	1.4	2.7	0.6	Tanning and dressing of leather; manufacture of luggage, handbags, saddlery and harness; dressing and dyeing of fur
-1.0	0.7	1.2	0.5	0.8	-0.1	3.1	2.4	-1.6	-0.3	1.1	0.5	-0.6	-1.7	1.4	1.8	Manufacture of footwear
-0.5	0.8	0.8	1.4	1.2	-0.2	3.9	-1.4	-2.1	-1.8	-0.7	0.1	-0.6	-0.03	0.4	1.7	<i>Manufacture of leather footwear</i>
-1.7	0.6	1.7	-0.6	0.3	0.1	2.0	7.3	-1.0	1.5	3.3	0.9	-0.5	-3.4	2.5	1.9	<i>Manufacture of rubber footwear</i>
0.2	0.6	0.5	-0.4	0.5	-1.8	2.5	-0.04	-1.9	-1.9	1.6	-2.0	-1.0	1.7	-0.7	0.6	<i>Other industry</i>
																Sawmilling and planning of wood

Jadual Table **1.5c** : Bilangan Pekerja Bergaji Sektor Pembuatan Mengikut Kumpulan: Perubahan Peratusan Bulanan/Suku Tahunan
 : Number of Paid Employees of Manufacturing Sector by Group: Monthly/Quarterly Percentage Change

Kod Kumpulan Group code	Keterangan Kumpulan/Tempoh	2022				2023			2022					
		Q1	Q2	Q3	Q4	Q1	Q2	Q3	Jan.	Feb.	Mac	Apr.	Mei	Jun
162	Pembuatan produk daripada kayu, gabus, jerami dan bahan jalinan lain	-3.1	2.0	0.8	1.9	-1.8	0.5	0.9	0.1	-0.5	-2.8	-0.8	3.9	-1.0
16211	Pembuatan kepingan venier dan papan lapis	-3.4	1.8	1.8	1.5	-2.6	0.5	2.9	-1.7	-0.9	-0.8	-1.1	4.8	-1.8
16212	Pembuatan papan partikel dan papan gentian	1.8	-0.3	-2.6	-3.9	-1.2	3.4	8.4	1.9	0.5	-0.5	-0.7	0.6	-0.1
16221	Pertukangan kayu untuk jurubina	-10.9	2.3	-1.7	7.8	-1.7	0.03	-9.3	0.1	0.3	-11.2	-1.2	3.4	0.2
	Industri lain	2.2	3.5	1.8	1.4	0.2	-0.9	-0.3	4.8	-0.3	-2.1	0.2	3.4	-0.1
170	Pembuatan kertas dan produk kertas	1.4	-0.6	1.8	1.8	1.1	-2.8	1.7	0.7	0.8	-0.1	-1.0	0.2	0.1
17010	Pembuatan pulpa, kertas dan kertas tebal	-0.9	0.4	1.1	4.6	0.8	-9.2	1.3	0.2	-1.1	-0.1	0.1	0.0	0.4
17020	Pembuatan kertas gelugur dan kertas tebal dan bekas daripada kertas dan kertas tebal	1.5	-0.5	3.3	2.4	0.1	-2.2	0.3	-0.1	1.6	0.1	-1.4	0.5	0.4
17091	Pembuatan sampul surat dan kad surat	0.9	1.5	2.1	-4.7	5.7	-1.1	0.5	2.9	-1.0	-1.0	-2.2	3.3	0.5
17092	Pembuatan kertas kegunaan rumah dan pembersih peribadi	-0.6	-2.1	1.8	-0.5	-0.9	-1.9	8.1	0.7	-0.7	-0.6	-0.6	-1.2	-0.3
17093	Pembuatan kertas bergam atau pelekat yang berjalur atau bergulung dan label dan kertas dinding	4.4	-0.6	-1.9	2.2	4.8	-0.6	-4.2	0.6	4.1	-0.2	-1.1	1.6	-1.1
	Industri lain	4.4	-0.9	1.8	0.6	3.4	-0.4	4.5	4.1	-0.5	0.8	-0.9	-0.3	0.3
181 & 182	Percetakan, aktiviti perkhidmatan berkaitan percetakan dan penerbitan semula media rakaman	0.3	-2.6	-0.7	7.1	0.3	-1.9	-0.04	0.1	-0.2	0.5	-3.3	0.6	0.2
18110	Percetakan	0.5	-2.2	-0.7	7.2	0.3	-1.2	0.03	0.1	-0.3	0.7	-3.3	0.8	0.3
18120	Aktiviti perkhidmatan berkaitan percetakan &	-0.4	-4.4	-0.6	6.8	0.1	-5.1	-0.4	0.1	-0.1	-0.4	-3.6	-0.6	-0.2
18200	Penerbitan semula media rakaman													
192 (19201 & 19202)	Pembuatan produk petroleum bertapis	3.7	-2.6	2.3	0.9	3.8	-1.8	0.3	-0.3	1.5	2.5	-2.8	0.3	0.0
201	Pembuatan kimia asas, baja dan sebatian nitrogen, plastik dan getah sintetik dalam bentuk primer	2.3	-1.5	-0.1	1.1	4.0	-2.0	-2.9	0.6	0.8	0.9	-1.9	0.3	0.0
20111	Pembuatan gas perindustrian atau perubatan bukan organik dalam bentuk cecair atau mampat	1.5	1.2	-0.3	3.1	8.8	-2.5	0.6	2.8	-1.2	-0.1	0.0	0.2	1.0
20112	Pembuatan kimia organik asas &	1.9	-0.7	1.5	5.7	2.7	-2.3	-3.3	0.1	0.4	1.4	-0.7	0.1	-0.1
20113	Pembuatan sebatian bukan organik													
20121	Pembuatan baja &	4.7	-8.5	-0.6	-11.9	9.2	-4.4	-9.5	1.2	3.7	-0.3	-8.9	0.4	0.0
20129	Pembuatan produk campuran nitrogen													
20131	Pembuatan plastik dalam bentuk primer	1.1	-0.6	-1.7	2.4	0.1	0.2	-0.4	-0.6	0.1	1.7	-0.3	-0.4	0.1
	Industri lain	4.3	7.9	-1.3	1.8	5.3	-0.1	-0.2	2.5	1.2	0.6	4.3	4.5	-1.0
202 & 203	Pembuatan produk kimia lain dan serat buatan manusia	4.5	-3.0	-0.8	3.7	1.3	-4.0	-0.8	0.7	-1.1	4.9	-3.8	1.2	-0.3
20210	Pembuatan racun perosak dan produk agrokimia lain	-2.0	-1.4	-1.6	4.8	5.8	-2.6	6.5	0.6	-2.8	0.3	-0.8	-0.6	0.0
20221	Pembuatan cat, varnis dan penyadur dan mastik	18.4	-17.4	-1.2	3.2	5.5	-3.2	-2.4	3.7	-3.3	18.0	-16.7	-0.6	-0.3
20222	Pembuatan dakwat cetak	17.3	-2.0	0.2	-0.01	5.4	0.3	-1.7	0.2	-0.2	17.3	-0.7	0.3	-1.6
20231	Pembuatan sabun dan bahan pencuci, penyediaan & membersihkan dan mengilap	-0.6	0.9	1.3	4.1	-1.8	-8.2	1.0	0.0	-0.8	0.2	-2.4	3.9	-0.6
20232	Pembuatan pewangi dan penyediaan dandanan diri													
20291	Pembuatan plat fotografi, filem, sensitized paper dan other sensitized unexposed materials &	0.3	1.6	-3.6	5.3	0.3	-0.8	-2.6	-0.1	0.1	0.3	1.5	-0.5	0.6
20292	Pembuatan dakwat menulis dan melukis &													
20299	Pembuatan produk kimia lain t.t.t.l.													
	Industri lain	3.3	-1.8	0.1	-12.8	12.0	-3.9	-31.9	2.2	0.8	0.3	-0.9	0.0	-0.8
210	Pembuatan produk farmaseutikal, kimia perubatan dan botani	-1.2	12.9	3.0	-5.2	-1.6	3.8	4.9	-1.6	0.5	-0.1	12.9	-0.5	0.5
21001	Pembuatan bahan aktif ubat-ubatan untuk digunakan oleh bidang farmakologi dalam pembuatan ubat-ubatan	-2.0	11.1	3.0	-4.6	-2.8	4.8	4.4	-2.9	1.1	-0.2	11.5	-0.5	0.2
	Industri lain	1.0	17.3	2.9	-6.7	1.5	1.4	6.2	1.6	-0.8	0.2	16.4	-0.5	1.3
221	Pembuatan produk getah	2.0	1.4	-0.6	-2.9	-0.6	-5.4	2.9	2.2	-0.4	0.2	4.4	-0.4	-2.6
22111	Pembuatan tayar getah untuk kenderaan	2.1	4.7	-13.2	1.3	1.8	4.6	-4.6	1.7	0.9	-0.5	7.1	0.1	-2.4
22112	Pembuatan bunga tayar yang boleh ditukar ganti dan tayar celup	-5.6	-4.4	6.7	7.5	2.2	-2.6	6.5	0.4	-4.0	-2.0	4.9	-3.3	-5.8
22191	Pembuatan produk lain daripada getah asli atau sintetik, tidak & divulkan, divulkan atau dikeraskan	-0.6	1.6	2.7	2.1	5.7	2.2	-3.0	0.8	-1.1	-0.3	5.0	-0.9	-2.5
22193	Pengilangan semula getah dan prosesan susu getah													
22192	Pembuatan sarung tangan getah	3.8	3.4	-1.6	-6.5	-3.9	-8.1	4.1	3.4	-0.7	1.1	4.5	-0.3	-0.8
22199	Pembuatan produk getah lain yang t.t.t.l.	0.2	-3.0	2.3	0.2	1.5	-7.0	5.8	0.7	0.6	-1.0	3.3	-0.2	-6.0
222	Pembuatan produk plastik	1.2	0.7	1.0	0.3	0.4	0.9	1.3	-1.0	-0.8	3.1	1.1	-0.4	0.0
22201	Pembuatan produk plastik separa siap &	6.3	4.8	-0.4	0.4	-1.0	3.4	-0.1	-1.1	-0.7	8.3	3.4	-0.4	1.8
22202	Pembuatan produk plastik siap													
22203	Pembuatan artikel plastik untuk pembungkusan barangan	0.5	0.4	2.0	1.0	0.8	0.8	3.8	-1.5	-0.9	3.0	0.7	-0.6	0.3
22204	Pembuatan barangan plastik jurubina	7.8	-1.3	1.0	1.7	1.2	-0.2	0.5	0.9	-0.5	7.4	0.6	-1.6	-0.3
22205	Pembuatan pinggan mangkuk, peralatan dapur dan barangan tandas daripada plastik	15.7	3.2	0.8	-9.2	4.3	-1.0	-0.02	14.9	0.0	0.7	2.5	0.5	0.2
22209	Pembuatan pelbagai produk plastik t.t.t.l.	-5.2	-2.3	1.2	2.3	-0.2	-0.3	0.3	-4.4	-1.0	0.2	-0.3	-0.4	-1.6
231 (23101 & 23102 & 23109)	Pembuatan kaca dan produk kaca	0.4	6.0	2.7	1.9	0.4	0.5	-0.1	1.2	-0.9	0.1	-0.2	6.2	0.0

2023																Group Description/Period
Jul.	Ogo.	Sep.	Okt.	Nov.	Dis.	Jan.	Feb.	Mar.	Apr.	Mei	Jun	Jul.	Ogo.	Sep.	Okt.	
-0.8	0.0	1.6	0.4	1.1	0.5	-0.1	1.0	-2.6	-0.3	2.1	-1.4	0.1	0.0	0.8	0.9	Manufacture of products of wood, cork, straw and plaiting materials
-1.3	-0.2	3.4	0.5	1.4	-0.4	-1.0	1.0	-2.5	-1.0	3.3	-1.7	1.6	-1.0	2.2	0.9	Manufacture of veneer sheets and plywood
0.5	0.1	-3.2	0.6	-2.8	-1.8	-2.3	1.8	-0.7	-1.3	4.7	0.2	-0.1	13.8	-4.6	-0.3	Manufacture of particle board and fibreboard
-1.3	0.5	-0.9	-0.5	2.5	5.7	1.3	1.5	-4.4	1.2	-0.2	-1.0	-2.1	-5.8	-1.7	0.5	Manufacture of builders' carpentry
0.6	0.3	0.8	0.5	1.0	-0.02	2.3	-0.01	-2.0	1.1	-0.4	-1.5	-2.4	0.5	1.6	1.83	Other industry
0.3	-0.1	1.6	1.2	0.3	0.3	0.3	1.0	-0.2	-1.2	-1.4	-0.3	-0.9	0.9	1.7	1.3	Manufacture of paper and paper products
0.3	-1.1	2.0	2.0	1.1	1.4	0.1	1.5	-0.8	0.2	-9.4	-0.04	-0.1	2.1	-0.7	1.4	Manufacture of pulp, paper and paperboard
0.1	0.9	2.3	1.7	0.6	0.1	-0.5	0.7	-0.1	-2.4	0.2	0.04	-1.3	-0.8	2.4	1.1	Manufacture of corrugated paper and paperboard and of containers of paper and paperboard
-0.2	-0.2	2.4	-0.8	-5.8	2.0	3.1	3.0	-0.5	-1.6	1.4	-0.9	0.4	-0.6	0.6	0.4	Manufacture of envelopes and letter-card
0.7	-0.1	1.2	0.2	-0.4	-0.3	0.8	-0.8	-0.9	-0.5	-0.02	-1.4	-1.6	6.3	3.3	1.4	Manufacture of household and personal hygiene paper
-0.2	-0.8	-0.9	0.5	1.6	0.1	0.4	4.2	0.2	0.2	-0.7	-0.04	-0.5	-3.0	-0.7	1.2	Manufacture of gummed or adhesive paper in strips or rolls and labels and wall paper
1.1	-1.8	2.5	1.0	-0.7	0.4	2.3	0.1	1.0	-0.9	0.4	0.04	0.2	1.6	2.6	2.1	Other industry
-0.3	0.0	-0.4	4.3	2.3	0.4	0.2	-0.5	0.6	-1.0	1.1	-2.0	-0.1	0.5	-0.4	1.8	Printing, service activities related to printing and reproduction of recorded media
-0.3	-0.1	-0.3	4.3	2.6	0.1	0.2	-0.7	0.9	-0.4	1.4	-2.2	-0.2	0.4	-0.2	1.3	Printing
-0.3	0.2	-0.5	4.0	0.8	1.8	0.3	0.2	-0.5	-3.9	-0.4	-0.8	0.3	1.0	-1.7	4.2	Service activities related to printing
																Reproduction of recorded media
2.2	0.3	-0.2	0.0	0.1	0.8	-0.2	1.2	2.8	-1.3	-0.2	-0.3	0.3	0.8	-0.8	1.2	Manufacture of refined petroleum products
0.2	-0.1	-0.1	1.6	-1.0	0.5	1.6	1.1	1.3	-3.1	0.8	0.4	-3.8	1.3	-0.4	1.7	Manufacture of basic chemicals, fertilizer and nitrogen compounds, plastics and synthetic rubber in primary forms
0.2	-1.0	0.5	2.6	0.1	0.4	3.0	0.2	5.5	-5.7	4.1	-0.6	-0.3	0.2	0.7	2.0	Manufacture of liquefied or compressed inorganic industrial or medical gases
1.1	0.0	0.4	1.7	2.7	1.2	0.4	1.1	1.1	-3.5	0.3	1.0	-4.4	1.2	-0.1	2.0	Manufacture of basic organic chemicals
0.1	0.3	-1.0	1.3	-11.8	-1.3	3.5	4.1	1.3	-5.0	0.4	0.1	-7.6	0.5	-2.5	0.9	Manufacture of inorganic compounds
-1.1	0.1	-0.7	1.7	-0.1	0.8	1.4	-0.9	-0.3	-0.2	-0.2	0.6	-1.8	2.1	-0.6	1.5	Manufacture of fertilizers
0.3	-1.7	0.1	0.5	1.2	0.2	2.7	2.5	0.1	-1.0	1.5	-0.6	-4.4	3.2	1.2	2.4	Manufacture of associated nitrogen products
-0.4	-0.4	-0.1	1.0	2.3	0.4	0.0	-0.4	1.7	-2.1	-0.9	-1.0	0.9	-0.4	-1.3	1.0	Manufacture of other chemical products and man-made fibres
0.0	-5.6	4.2	1.6	4.2	-1.0	2.1	1.8	1.7	-1.1	0.4	-1.9	0.1	3.9	2.3	4.3	Manufacture of pesticides and other agrochemical products
-0.5	-0.7	0.0	1.1	0.9	1.2	4.1	-4.5	6.1	-3.2	0.2	-0.3	-0.5	-0.4	-1.6	1.2	Manufacture of paints, varnishes and similar coatings ink and mastics
0.1	0.0	0.2	0.0	-0.1	0.1	1.4	-0.1	4.0	0.1	0.1	0.1	0.7	-1.0	-1.3	0.5	Manufacture of printing ink
1.1	0.1	0.1	1.9	1.9	0.3	-3.0	1.0	0.3	-3.6	-3.1	-1.7	2.4	0.4	-1.7	1.0	Manufacture of soap and detergents, cleaning and polishing preparations
-2.5	0.3	-1.5	0.0	4.3	0.9	0.7	-0.5	0.2	-0.7	0.4	-0.6	0.3	-1.6	-1.4	0.2	Manufacture of perfumes and toilet preparations
0.6	0.1	-0.5	-0.3	-8.4	-4.5	-1.7	9.8	3.8	-0.8	-0.3	-2.8	-0.8	-24.9	-8.7	-7.5	Manufacture of photographic plates, films, sensitized paper and other sensitized unexposed materials
1.4	1.1	0.5	0.1	-4.8	-0.5	-1.9	0.4	-0.1	5.4	-1.2	-0.4	1.9	2.5	0.5	0.4	Manufacture of pharmaceuticals, medicinal chemical and botanical products
1.9	1.1	0.0	1.1	-5.2	-0.4	-3.3	0.3	0.2	8.7	-2.7	-0.8	1.2	3.1	0.1	0.4	Manufacture of medicinal active substances to be used for their pharmacological properties in the manufacture of medicaments
0.2	0.9	1.8	-2.2	-3.9	-0.8	1.5	0.7	-0.6	-2.1	2.8	0.7	3.6	1.1	1.4	0.5	Other industry
-0.7	0.0	0.2	-1.4	-1.4	-0.1	-1.5	0.3	0.6	-0.8	-1.6	-3.1	0.2	2.3	0.4	-0.2	Manufacture of rubber products
-12.5	-0.7	-0.2	0.4	1.4	-0.4	0.4	1.0	0.4	7.3	-0.2	-2.3	6.2	-10.2	0.1	-0.3	Manufacture of rubber tyres for vehicles
0.0	3.8	2.8	1.3	7.3	-1.1	0.3	2.7	-0.7	-0.4	-0.9	-1.3	0.9	2.6	2.8	1.9	Manufacture of interchangeable tyre treads and retreading rubber tyres
1.7	1.2	-0.2	-0.4	2.1	0.3	2.2	3.0	0.4	2.1	0.3	-0.2	3.8	-4.9	-1.7	-0.6	Manufacture of other products of natural or synthetic rubber, unvulcanized, vulcanized or hardened
-1.0	-0.8	0.2	-2.5	-3.6	-0.5	-4.4	-0.7	1.2	-2.6	-2.1	-3.6	-1.7	5.3	0.6	-0.4	Rubber remilling and latex processing
1.1	0.9	0.3	-0.4	0.0	0.6	1.7	0.2	-0.4	-0.8	-2.0	-4.3	-0.1	4.7	1.1	0.4	Manufacture of rubber gloves
0.8	0.1	0.1	-0.3	0.6	0.1	0.3	0.3	-0.2	1.1	0.2	-0.4	2.2	-1.0	0.2	0.02	Manufacture of plastics products
0.4	-0.4	-0.4	-0.5	0.7	0.3	-0.2	0.2	-1.0	4.2	0.4	-1.2	-0.3	0.1	0.1	-0.2	Manufacture of semi-manufactures of plastic products
0.4	0.6	1.0	0.9	-0.2	0.3	0.2	1.0	-0.4	0.8	0.05	-0.1	2.3	0.05	1.4	0.2	Manufacture of finished plastic products
0.6	-0.5	0.9	2.5	-1.3	0.6	1.3	0.3	-0.4	-0.5	0.6	-0.3	-0.4	-0.3	1.2	0.6	Manufacture of plastic articles for the packing of goods
0.7	-0.4	0.5	-5.7	-1.7	-2.0	2.1	1.4	0.8	-1.1	0.6	-0.4	-3.7	6.2	-2.3	-2.0	Manufacture of builders' plastics ware
1.6	0.1	-0.5	0.1	2.0	0.3	0.2	-0.7	0.3	-0.2	0.04	-0.1	5.7	-4.7	-0.4	0.5	Manufacture of plastic tableware, kitchenware and toilet articles
1.5	2.0	-0.8	-0.6	1.9	0.5	0.3	0.3	-0.2	0.03	1.1	-0.6	-4.3	4.0	0.4	-1.2	Manufacture of glass and glass products

Kod Kumpulan Group code	Keterangan Kumpulan/Tempoh	2022				2023			2022					
		Q1	Q2	Q3	Q4	Q1	Q2	Q3	Jan.	Feb.	Mac	Apr.	Mei	Jun
239	Pembuatan pengeluaran galian bukan logam t.t.t.l.	-0.6	-0.1	0.4	-0.3	-2.0	2.0	2.5	1.0	-1.8	0.3	0.5	-0.8	0.2
23911	Pembuatan mortar refraktori dan konkrit &	-7.0	-1.2	-1.7	3.5	-6.9	0.1	-0.5	-6.3	-2.2	1.5	-1.0	-0.3	0.1
23921	Pembuatan seramik bukan refraktori													
23930	Pembuatan produk porselin dan seramik lain	-0.6	1.1	3.2	-0.7	-15.6	2.0	0.3	1.8	-1.1	-1.3	-0.7	1.4	0.4
23941	Pembuatan simen hidraulik	-0.1	3.2	-11.0	3.8	-2.1	-0.5	-0.5	0.3	0.1	-0.5	3.0	0.4	-0.2
23951	Pembuatan konkrit dan mortar siap bancuh dan bancuhan kering	-3.7	3.3	4.0	0.8	-6.1	0.8	6.6	0.9	-4.8	0.3	4.4	-1.3	0.2
23952	Pembuatan konkrit pratuangan, simen atau artikel batu buatan yang digunakan dalam pembinaan;													
23953	Pembuatan komponen struktur pasang siap untuk bangunan atau kejuruteraan awam dari simen, batu atau konkrit buatan &	1.0	-2.4	1.4	-0.9	2.6	3.0	0.3	1.7	-1.7	1.0	-1.6	-1.0	0.2
23959	Pembuatan artikel konkrit, simen dan plaster lain t.t.t.l.													
23990	Pembuatan produk mineral bukan logam lain t.t.t.l. Industri lain	4.7	-2.4	0.6	-1.9	-1.5	3.2	6.9	3.9	1.1	-0.3	-0.5	-2.0	0.1
		3.0	2.7	1.9	-6.4	3.8	3.5	6.0	5.6	-0.9	-1.6	2.6	-0.7	0.8
241 (24101 & 24102 & 24103 & 24104 & 24109)	Pembuatan besi dan keluli asas	-2.2	1.1	0.1	1.4	-0.9	1.0	3.4	-0.6	-2.4	0.8	0.4	-0.1	0.8
242 (24201 & 24202 & 24209)	Pembuatan logam asas berharga dan logam bukan ferus lain	3.6	-3.1	1.3	0.02	1.5	-3.0	-3.3	1.4	2.7	-0.5	0.7	-1.2	-2.7
243	Pengacuan logam	5.9	-6.8	0.4	-1.9	6.3	-4.4	2.1	4.0	2.1	-0.3	-6.3	-1.1	0.6
251 & 252	Pembuatan produk struktur logam, tangki, takungan, penjana wap, senjata dan peluru	0.4	-2.4	0.3	2.6	0.7	-2.3	1.2	0.1	-0.7	0.9	-0.9	0.4	-1.9
25113	Pembuatan pintu, tingkap dan bingkai, penutup tingkap dan pintu pagar daripada logam &	0.9	-3.9	-0.9	3.9	0.1	-2.8	4.9	0.3	-0.6	1.1	-1.5	0.5	-2.8
25119	Pembuatan produk struktur logam lain													
25120	Pembuatan tangki, takungan dan kontena daripada logam Industri lain	-0.8	0.6	5.9	-1.1	0.8	-2.1	-6.5	-0.8	0.4	-0.4	1.0	0.3	-0.8
		-0.5	0.7	-1.2	1.5	3.3	0.04	-5.1	0.1	-2.2	1.7	-0.3	0.1	1.0
259	Pembuatan lain-lain produk yang direka daripada logam; aktiviti perkhidmatan kerja logam	2.2	-2.2	1.1	1.1	2.1	-2.1	4.2	0.5	0.4	1.3	-1.5	-0.3	-0.5
25910	Tempaan, tekanan, hentakan dan bentuk gelekkan logam; serbuk metalurgi	0.5	0.4	3.3	-2.6	-2.1	-4.4	7.5	1.1	0.2	-0.8	-0.2	0.9	-0.3
25920	Rawatan dan penyalutan logam; menggunakan mesin	8.4	-7.6	2.3	3.2	7.4	-5.8	-10.8	0.7	3.2	4.3	-5.6	-0.8	-1.2
25991	Pembuatan tin untuk produk makanan dan minuman, tiub dan kotak boleh dilipat	-0.5	-1.1	-0.3	0.1	1.9	-3.2	9.0	1.9	-0.9	-1.6	1.1	-2.8	0.6
25992	Pembuatan kabel, plaited bands (jalur/pita berpintal) dan artikel seumpamanya daripada logam &	-0.8	-1.3	0.7	1.8	0.7	0.01	4.1	-0.6	0.2	-0.4	-1.2	-0.3	0.1
25993	Pembuatan bolt, skru, nat dan produk uliran seumpamanya													
25994	Pembuatan barangan rumah daripada logam	3.8	-3.8	-5.0	4.7	6.5	-0.6	0.9	-0.6	0.9	3.5	-3.1	1.4	-2.2
25999	Pembuatan produk lain yang direka daripada logam t.t.t.l. Industri lain	3.4	-2.7	0.2	4.6	1.5	-1.1	4.8	0.5	-0.6	3.5	-1.8	-0.2	-0.8
		3.1	-2.0	0.8	-2.2	7.4	1.2	11.7	0.2	1.0	2.0	-0.4	-1.1	-0.5
261	Pembuatan komponen dan papan elektronik	1.5	2.2	2.1	1.4	0.7	2.8	-0.1	-0.4	0.9	1.0	0.8	0.2	1.1
26101	Pembuatan diod, transistor dan alatan semikonduktor yang seumpamanya &	1.4	2.8	2.2	0.2	-0.1	1.9	0.3	-0.9	1.0	1.3	1.4	0.2	1.2
26102	Pembuatan litar elektronik bersepadu dengan pemasangan mikro													
26103	Pembuatan kapasitor dan perintang elektrik &	1.7	1.2	2.7	3.3	1.9	3.7	-0.7	0.0	0.9	0.8	-0.1	0.0	1.3
26104	Pembuatan papan litar bercetak &													
26105	Pembuatan komponen paparan													
26109	Pembuatan komponen lain untuk aplikasi elektronik	0.8	2.6	-2.4	0.2	-0.1	5.3	-0.5	0.9	-0.2	0.1	1.3	1.7	-0.4
262 (26201 & 26202)	Pembuatan komputer dan kelengkapan peranti	1.1	1.7	1.0	1.9	-4.1	0.2	-0.3	0.5	0.1	0.6	-0.5	1.5	0.6
263/ 26300	Pembuatan peralatan komunikasi	0.0	4.1	3.5	0.1	-1.1	2.2	-1.7	-1.3	1.2	0.2	0.8	1.6	1.5
264/ 26400	Pembuatan peralatan elektronik pengguna	0.1	4.4	1.0	-1.7	-2.8	0.6	9.8	1.0	-0.5	-0.3	2.1	1.2	1.1
265	Pembuatan kelengkapan mengukur, menguji, memandu arah dan kawalan; jam tangan dan jam	1.0	0.9	3.5	2.5	1.3	-0.01	-1.8	0.8	-0.3	0.6	-0.3	0.0	1.2
26511	Pembuatan kelengkapan mengukur, menguji, memandu arah dan kawalan &	0.2	0.9	4.2	3.3	1.2	1.6	-3.0	1.0	-0.7	-0.1	0.0	-0.2	1.0
26512	Pembuatan kelengkapan kawalan proses perindustrian													
26520	Pembuatan jam tangan dan jam dan bahagiannya	4.0	0.7	1.3	-0.1	1.5	-5.6	2.9	0.1	0.8	3.1	-1.4	0.4	1.8
266/ 26600	Pembuatan peralatan penyinaran, perubatan elektro dan elektroterapeutik	-0.8	0.9	1.6	-0.1	-0.5	0.5	-1.9	-0.6	-0.4	0.1	-0.9	0.9	0.9

2023																Group Description/Period
Jul.	Ogo.	Sep.	Okt.	Nov.	Dis.	Jan.	Feb.	Mac	Apr.	Mei	Jun	Jul.	Ogo.	Sep.	Okt.	
0.5	-0.7	0.6	0.0	0.1	-0.4	0.5	-2.3	-0.2	0.5	0.7	0.7	1.5	0.1	0.9	-0.3	Manufacture of non-metallic mineral products
																<i>Manufacture of refractory mortars and concretes</i>
0.0	-0.6	-1.1	0.5	3.7	-0.7	-5.0	-1.6	-0.4	-0.4	-0.5	1.0	-2.3	2.7	-0.8	-1.4	<i>Manufacture of non-refractory ceramic</i>
2.4	0.5	0.2	-0.1	-0.7	0.1	0.2	-15.4	-0.4	-1.0	3.4	-0.4	1.5	2.2	-3.3	-1.1	<i>Manufacture of other porcelain and ceramic products</i>
0.2	-12.8	1.9	0.1	4.3	-0.6	1.5	0.03	-3.5	-0.3	0.2	-0.4	3.7	-5.2	1.2	-0.2	<i>Manufacture of hydraulic cement</i>
-0.3	2.9	1.4	0.2	1.8	-1.2	1.0	-5.7	-1.4	-0.1	1.2	-0.3	3.1	0.2	3.2	-0.8	<i>Manufacture of ready-mix and dry-mix concrete and mortars</i>
																<i>Manufacture of precast concrete, cement or artificial stone articles for use in construction</i>
1.2	-0.5	0.7	0.6	-1.7	0.3	1.5	-0.5	1.7	1.1	0.6	1.2	0.3	-0.3	0.3	-0.5	<i>Manufacture of prefabricated structural components for building or civil engineering of cement, concrete or artificial stone</i>
																<i>Manufacture of other articles of concrete, cement and plaster n.e.c.</i>
0.4	-0.3	0.5	-2.7	0.3	0.4	-1.2	0.7	-1.0	1.0	1.7	0.5	5.7	-1.7	3.0	2.6	<i>Manufacture of other non-metallic mineral products n.e.c.</i>
-0.4	2.2	0.1	-0.1	-4.8	-1.6	4.1	-0.1	-0.1	1.3	-0.2	2.2	1.3	4.3	0.4	-0.5	<i>Other industry</i>
0.0	-0.1	0.2	1.6	-0.3	0.02	0.9	-3.2	1.5	0.01	0.8	0.2	-0.3	1.5	2.2	1.11	Manufacture of basic iron and steel
1.0	0.1	0.2	-0.2	-0.1	0.3	0.5	2.4	-1.3	-0.5	-0.2	-2.2	0.3	-3.1	-0.6	0.3	Manufacture of basic precious and other non-ferrous metals
0.6	-0.6	0.4	0.8	-2.4	-0.3	3.5	3.4	-0.6	-2.5	-1.4	-0.6	-0.1	2.2	0.1	1.0	Casting of metals
-0.3	0.3	0.3	-0.1	0.1	2.6	-0.4	0.4	0.7	-1.5	1.1	-1.8	-0.1	1.5	-0.1	-0.6	Manufacture of structural metal products, tanks, reservoirs , steam generators , weapons and ammunition
-0.8	-0.2	0.1	-0.5	0.3	4.1	-0.8	0.4	0.6	-1.5	1.1	-2.4	0.6	5.5	-1.3	-0.7	<i>Manufacture of metal doors, windows and their frames, shutters and gates</i>
																<i>Manufacture of other structural metal products</i>
0.9	1.4	3.5	-0.1	-0.3	-0.8	-0.2	0.7	0.3	-2.7	1.3	-0.6	-0.8	-9.5	4.2	-1.1	<i>Manufacture of tanks, reservoirs and containers of metal</i>
0.6	1.6	-3.3	1.4	-0.5	0.5	1.4	-0.2	2.0	-0.1	0.9	-0.7	-2.7	-2.9	0.4	0.9	<i>Other industry</i>
0.0	0.4	0.8	-0.1	0.2	1.0	1.1	1.0	0.05	-1.4	0.2	-1.0	0.9	1.9	1.3	0.2	Manufacture of other fabricated metal products; metal working service activities
-1.0	2.3	2.0	-1.1	-1.6	0.1	0.8	-2.3	-0.4	-2.8	0.04	-1.7	3.1	3.4	0.8	0.04	<i>Forging, pressing, stamping and roll-forming of metal; powder metallurgy</i>
1.9	-0.6	0.9	1.8	-1.3	2.7	1.0	3.3	2.9	-4.5	-0.5	-1.0	-0.9	-9.4	-0.6	1.0	<i>Treatment and coating of metals; machining</i>
0.7	0.5	-1.4	-0.7	1.3	-0.5	3.5	0.02	-1.6	-4.3	0.2	0.9	1.1	8.5	-0.7	0.5	<i>Manufacture of tins and cans for food products, collapsible tubes and boxes</i>
																<i>Manufacture of metal cable, plaited bands and similar articles</i>
0.2	0.3	0.1	0.5	1.4	-0.2	1.2	1.0	-1.5	0.5	0.3	-0.8	1.7	-0.2	2.5	-0.2	<i>Manufacture of bolts, screws, nuts and similar threaded products</i>
-5.6	0.7	-0.1	-0.1	5.1	-0.3	1.8	-0.1	4.7	1.3	-0.6	-1.3	-0.04	-0.8	1.7	1.5	<i>Manufacture of metal household articles</i>
-0.4	-0.4	1.0	0.0	1.4	3.1	0.5	2.1	-1.0	0.01	0.3	-1.4	-0.5	3.9	1.4	0.3	<i>Manufacture of any other fabricated metal products n.e.c.</i>
1.0	-1.0	0.8	-0.8	-1.3	-0.1	0.9	3.8	2.5	0.4	1.0	-0.1	0.5	7.6	3.3	-0.5	<i>Other industry</i>
0.5	0.8	0.8	-0.2	0.8	0.7	-0.8	1.2	0.3	1.9	0.7	0.2	-2.4	1.3	1.0	-0.3	Manufacture of electronic components and boards
0.6	1.4	0.3	-0.4	-0.1	0.7	-1.6	1.2	0.3	3.9	-1.4	-0.5	-1.8	2.0	0.2	-0.2	<i>Manufacture of diodes, transistors and similar semiconductor devices</i>
																<i>Manufacture of electronic integrated circuits micro assemblies</i>
																<i>Manufacture of electrical capacitors and resistors</i>
0.6	0.3	1.7	0.2	2.1	1.0	0.2	1.4	0.3	-0.4	3.0	1.1	-3.5	0.8	2.1	-0.5	<i>Manufacture of printed circuit boards</i>
																<i>Manufacture of display components</i>
-0.8	-0.7	-0.9	-0.8	1.7	-0.7	-0.01	-0.04	-0.1	-0.3	4.8	0.8	-0.7	-0.5	0.7	-0.6	<i>Manufacture of other components for electronic applications</i>
0.0	1.0	0.0	-0.5	3.2	-0.7	-4.6	0.2	0.3	-0.5	1.0	-0.2	-0.6	-1.8	2.1	-0.2	Manufacture of computers and peripheral equipment
0.5	1.3	1.7	-0.4	-0.1	0.6	-0.6	-0.6	0.1	0.9	0.9	0.4	-6.4	4.1	0.9	1.4	Manufacture of communication equipment
1.4	4.7	-4.8	-0.2	-0.7	-0.8	-2.0	-0.7	-0.1	-1.7	1.9	0.4	-1.1	6.0	4.9	-1.8	Manufacture of consumer electronics
1.3	1.5	0.6	0.6	1.6	0.3	0.05	1.3	-0.02	-0.2	0.8	-0.6	-1.6	-2.5	2.4	-0.2	Manufacture of measuring, testing, navigating and control equipment; watches and clocks
																<i>Manufacture of measuring, testing, navigating and control equipment</i>
1.6	1.8	0.8	0.8	2.2	0.3	0.3	1.3	-0.4	0.1	1.6	-0.1	-2.0	-2.9	1.9	-0.2	<i>Manufacture of industrial process control equipment</i>
0.3	0.8	0.2	-0.2	-0.4	0.4	-1.0	1.0	1.4	-1.2	-2.2	-2.3	-0.2	-1.0	4.2	-0.2	<i>Manufacture of watches and clocks and parts</i>
0.5	1.0	0.0	0.3	-0.1	-0.4	0.2	-1.0	0.4	-0.4	0.8	0.1	-8.6	3.9	3.3	-0.7	Manufacture of irradiation, electromedical and electrotherapeutic equipment

Kod Kumpulan Group code	Keterangan Kumpulan/Tempoh	2022				2023			2022					
		Q1	Q2	Q3	Q4	Q1	Q2	Q3	Jan.	Feb.	Mac	Apr.	Mei	Jun
267 (26701 & 26702) & 268 (26800)	Pembuatan peralatan optikal, kelengkapan fotografi, media magnetik dan optikal	-4.3	5.2	1.1	-3.0	2.8	-2.1	6.5	-5.1	1.3	-0.5	3.8	-0.6	2.0
271	Pembuatan motor elektrik, penjana, transformer dan perkakasan pengagihan dan pengawalan elektrik	-0.1	-2.0	4.8	0.2	0.3	-2.7	3.2	0.6	-0.4	-0.3	-2.2	-0.2	0.4
27101	Pembuatan motor elektrik, penjana dan transformer	0.5	-2.7	1.3	-1.3	1.7	-3.8	4.9	1.3	-0.6	-0.2	-2.9	0.5	-0.4
27102	Pembuatan perkakasan pengagihan dan pengawalan elektrik	-0.6	-1.4	7.5	1.3	-0.8	-2.0	2.0	0.1	-0.3	-0.4	-1.6	-0.8	1.0
272/ 27200	Pembuatan bateri dan akumulator	5.9	-2.0	6.4	-1.8	-0.7	-0.4	4.1	0.1	6.0	-0.3	-1.2	-3.3	2.6
273	Pembuatan pendawaian dan peranti pendawaian	-1.1	1.7	-0.2	-0.8	0.9	-3.1	2.0	-0.4	-1.3	0.6	0.4	1.1	0.1
27310	Pembuatan kabel gentian optikal	5.6	3.1	6.2	-9.7	2.5	2.8	-1.4	-0.4	0.1	5.9	1.0	1.7	0.4
27320	Pembuatan wayar dan kabel elektronik dan elektrik lain	-1.6	1.9	-0.5	1.5	0.3	-3.7	1.8	-0.5	-1.4	0.3	0.5	1.3	0.1
27330	Pembuatan alatan pendawaian pembawa dan bukan pembawa arus untuk litar elektrik (tanpa mengira jenis bahan)	2.4	-1.3	0.0	-24.4	10.3	2.6	5.9	1.1	0.0	1.2	-0.3	-1.6	0.5
274/ 27400	Pembuatan kelengkapan pencahayaan elektrik	-1.3	4.0	6.7	-9.6	-0.9	-1.9	9.9	0.3	-0.2	-1.5	0.3	0.5	3.3
275/ 27500	Pembuatan perkakasan domestik	3.1	-1.5	-3.8	-0.8	5.1	0.9	-4.5	0.5	-0.6	3.2	-1.4	-0.3	0.1
279/ 27900	Pembuatan kelengkapan elektrik lain	1.9	1.1	-1.6	1.7	0.7	-1.9	0.8	0.6	-0.5	1.8	-0.4	0.4	1.0
281 & 282	Pembuatan jentera kegunaan umum dan kegunaan khas	0.7	2.9	-0.7	0.7	0.8	1.4	-3.0	0.9	1.3	-1.5	1.3	0.1	1.5
28120 &	Pembuatan alat-alat kuasa bendalir	1.7	-2.5	-1.2	1.0	4.9	0.8	-8.3	0.3	0.7	0.7	-1.0	-1.0	-0.5
28130	Pembuatan pam, pemampat, kepala paip dan injap lain													
28180 &	Pembuatan alatan tangan yang menggunakan kuasa dilengkapkan dengan motor elektrik atau bukan motor elektrik atau pneumatik	0.7	0.6	-2.1	-1.2	3.6	2.1	-2.7	0.5	1.6	-1.3	0.3	0.0	0.2
28220	Pembuatan jentera pembentukan logam dan alatan mesin													
28192	Pembuatan mesin penyaman udara, termasuk untuk kenderaan bermotor	7.7	-1.5	4.0	4.5	2.1	-3.9	-8.7	6.2	1.2	0.2	-1.1	-0.1	-0.4
28290	Pembuatan lain-lain mesin bertujuan khas t.t.t.l. Industri lain	3.4	-0.4	-5.9	0.2	2.3	2.4	-13.3	1.6	1.3	0.5	0.6	-0.7	-0.3
		-1.5	6.7	0.2	0.9	-1.6	2.2	1.0	0.1	1.3	-2.8	2.9	0.5	3.3
291 (29101 & 29102)	Pembuatan kenderaan bermotor	0.8	0.6	2.6	0.4	-3.2	0.8	4.2	0.2	0.9	-0.3	-1.4	-0.9	3.0
292/ 29200	Pembuatan kerangka (coachwork) untuk kenderaan bermotor; pembuatan treler dan semi treler	2.6	3.5	2.5	3.6	3.2	0.5	13.2	0.2	3.7	-1.3	2.1	-0.3	1.6
293/ 29300	Pembuatan alat ganti dan aksesori untuk kenderaan bermotor	1.6	0.7	-0.5	0.3	1.4	-0.3	-2.8	1.0	0.4	0.2	0.4	0.2	0.1
301 (30110 & 30120)	Pembinaan kapal dan bot	3.2	0.1	3.2	1.8	1.9	1.3	4.7	2.0	-0.3	1.4	-1.5	0.6	1.1
302, 303, 304 & 309	Pembuatan lokomotif keretapi, rolling stock, kapal angkasa dan udara, jentera berkaitan, kenderaan tempur ketenteraan, dan kelengkapan pengangkutan t.t.t.l.	4.6	-1.2	1.1	-1.8	1.9	-2.3	-1.3	3.4	0.8	0.3	-0.7	-0.4	-0.1
30910	Pembuatan motosikal	4.9	-3.2	2.1	-0.3	6.2	-4.4	7.9	2.5	0.9	1.5	-2.3	-1.5	0.5
30920	Pembuatan basikal dan invalid carriages Industri lain	6.4	3.7	0.4	-2.9	-6.5	-5.9	-42.6	6.8	-0.3	-0.1	0.9	1.7	1.1
		4.0	-0.8	0.5	-2.7	0.4	0.5	-0.2	3.4	1.0	-0.5	0.2	-0.1	-0.9
310	Pembuatan perabot	2.8	1.1	-1.0	-2.2	2.6	1.6	1.0	2.0	0.2	0.5	1.5	-0.7	0.3
31001	Pembuatan perabot kayu dan rotan Industri lain	3.3	1.6	-1.3	-2.8	2.4	2.0	1.7	2.5	-0.2	0.9	1.9	-0.6	0.3
		1.0	-0.5	0.0	0.1	3.6	0.2	-1.2	0.3	1.5	-0.8	0.3	-0.9	0.1
321 (32110 & 32120)	Pembuatan barang kemas, bijouterie dan artikel berkaitan	-1.2	-1.1	1.8	3.7	9.5	-4.7	-3.8	2.0	1.7	-4.8	1.4	-0.1	-2.3
322, 325 & 329	Pembuatan instrumen muzik, peralatan dan bekalan perubatan dan pergigian dan pembuatan lain t.t.t.l.	1.2	0.9	1.4	-0.01	-0.2	-0.4	4.9	0.3	0.4	0.5	0.2	0.4	0.3
32901	Pembuatan alat tulis Industri lain	-3.1	0.2	2.2	-1.4	-2.1	-1.5	5.0	-0.7	0.3	-2.7	0.7	0.3	-0.8
		2.6	1.1	1.2	0.4	0.4	-0.04	4.9	0.6	0.4	1.5	0.0	0.4	0.6
323/ 32300	Pembuatan barangan sukan	-2.0	-0.3	1.3	3.2	-5.1	-0.1	-16.8	0.9	-3.2	0.3	0.4	0.6	-1.3
324/ 32400	Pembuatan permainan dan mainan	1.8	2.1	7.9	-3.5	-3.8	-1.0	0.5	0.0	3.1	-1.4	-2.1	1.9	2.3
331 & 332	Pembaikan pemasangan produk logam, jentera, kelengkapan dan pemasangan jentera perindustrian dan kelengkapan	3.4	0.4	-2.7	1.1	3.0	0.02	0.1	2.6	-0.1	0.9	0.5	0.6	-0.8
33150	Pembaikan dan penyelenggaraan kelengkapan pengangkutan kecuali motosikal dan basikal Industri lain	1.1	1.1	-1.7	4.0	5.7	0.8	-0.2	2.4	-1.9	0.6	0.9	-0.2	0.4
		3.8	0.2	-2.9	0.5	2.5	-0.1	0.1	2.6	0.2	1.0	0.5	0.7	-1.0
Jumlah Pembuatan		1.2	0.5	0.8	0.8	0.7	-0.2	1.2	0.6	0.1	0.5	0.2	0.2	0.1

2023																Group Description/Period
Jul.	Ogo.	Sep.	Okt.	Nov.	Dis.	Jan.	Feb.	Mac	Apr.	Mei	Jun	Jul.	Ogo.	Sep.	Okt.	
-1.3	2.8	-0.4	0.0	-4.3	1.3	3.5	-1.0	0.4	-1.5	0.4	-1.1	-0.9	6.3	1.2	-0.8	Manufacture of optical instruments, photographic equipment, magnetic and optical media
1.5	2.5	0.7	0.2	-0.4	0.4	0.5	-0.5	0.3	-2.2	-0.7	0.2	1.5	1.7	-0.1	-0.6	Manufacture of electric motors, generators, transformers and electricity distribution and control apparatus
-0.3	0.3	1.3	-0.4	-1.4	0.5	2.3	-0.6	0.1	-2.9	-0.2	-0.6	1.2	2.8	0.8	-0.6	Manufacture of electric motors, generators and transformers
2.8	4.2	0.3	0.6	0.3	0.3	-0.9	-0.4	0.4	-1.7	-1.1	0.9	1.8	0.9	-0.7	-0.6	Manufacture of electricity distribution and control apparatus
-1.4	2.3	5.5	1.2	-3.6	0.6	0.02	-0.7	-0.1	-1.0	0.6	0.02	-0.6	1.6	3.1	0.7	Manufacture of batteries and accumulators
-1.4	2.4	-1.1	0.3	1.7	-2.7	-0.5	2.0	-0.5	0.6	-3.6	-0.1	-0.8	2.0	0.8	-0.4	Manufacture of wiring and wiring devices
3.4	1.7	1.0	-0.4	-9.1	-0.3	1.0	0.5	0.9	1.2	1.4	0.1	-1.6	-0.5	0.8	2.7	Manufacture of fibre optic cables
-1.7	2.6	-1.3	0.4	2.3	-1.1	-1.1	2.2	-0.8	0.4	-4.0	-0.1	-0.5	1.8	0.6	-0.6	Manufacture of other electronic and electric wires and cables
-0.3	0.2	0.0	-1.1	0.9	-24.3	7.9	0.0	2.2	2.9	-0.3	0.0	-4.1	6.4	3.8	0.3	Manufacture of current-carrying and non current-carrying wiring devices for electrical circuits regardless of material
4.3	-0.3	2.6	-0.8	-9.5	0.7	-1.5	-2.2	2.9	-2.6	-0.8	1.5	3.7	4.7	1.3	0.5	Manufacture of electric lighting equipment
-1.8	1.0	-2.9	2.0	-3.7	0.9	0.4	0.2	4.5	-1.5	3.4	-0.9	-1.8	1.6	-4.3	-0.4	Manufacture of domestic appliances
0.5	1.2	-3.2	0.5	1.2	-0.01	1.1	-0.3	-0.1	-1.2	-0.5	-0.2	1.0	2.1	-2.2	-0.6	Manufacture of other electrical equipment
-0.6	0.2	-0.2	0.5	0.05	0.1	0.7	1.1	-1.0	0.3	-0.6	1.7	-2.5	0.04	-0.5	-0.2	Manufacture of general-purpose and special-purpose machinery
0.2	-0.5	-0.9	0.6	0.6	-0.3	4.7	0.9	-0.7	-0.5	-0.2	1.6	-1.1	-6.6	-0.8	0.9	Manufacture of fluid power equipment
-1.9	0.0	-0.2	-0.3	-0.5	-0.4	0.5	1.7	1.3	0.2	-0.6	2.6	-1.8	-1.3	0.3	-0.1	Manufacture of other pumps, compressors, taps and valves
2.1	1.1	0.8	0.2	2.2	2.0	2.7	1.3	-1.9	-0.7	-2.6	-0.6	-9.5	-0.4	1.4	-0.9	Manufacture of power-driven hand tools with self-contained electric or non-electric motor or pneumatic drives
-0.1	-1.6	-4.3	0.5	-1.2	1.0	1.0	1.4	-0.2	1.3	0.5	0.5	0.5	-11.4	-2.7	0.02	Manufacture of metal-forming machinery and machine tools
-0.8	0.5	0.5	1.0	0.03	-0.1	-0.3	0.8	-2.1	0.5	-0.4	2.1	-2.3	4.3	-0.9	-0.3	Manufacture of air-conditioning machines, including for motor vehicles
1.9	0.4	0.2	-0.1	0.1	0.4	-0.3	-2.3	-0.6	-0.2	1.4	-0.4	2.4	1.4	0.3	0.5	Manufacture of other special-purpose machinery
-0.6	1.1	2.0	0.1	-1.2	4.8	0.3	4.3	-1.4	0.2	0.1	0.2	1.5	11.1	0.4	0.6	Other industry
-0.3	-0.2	0.1	0.1	0.0	0.1	0.4	0.6	0.4	-0.2	0.3	-0.5	0.1	-2.9	-0.1	0.01	Manufacture of motor vehicles
2.6	0.5	0.2	2.3	0.3	-0.8	3.0	0.2	-1.3	-1.2	1.6	0.8	2.3	0.8	1.5	-0.8	Manufacture of bodies (coachwork) for motor vehicles; manufacture of trailers and semi-trailers
-0.2	0.3	1.0	-1.2	-0.4	-0.2	1.5	-0.05	0.4	-1.2	-0.4	-0.7	1.1	-2.3	0.0	0.4	Manufacture of parts and accessories for motor vehicles
-1.3	1.0	2.4	-0.5	0.2	0.0	2.8	1.0	2.3	-2.8	-2.6	0.9	6.6	-2.0	3.3	1.4	Building of ships and boats
0.2	-1.7	1.9	-0.1	-0.8	-1.9	-3.3	-2.1	-1.2	-0.4	-2.5	-3.1	-13.6	-25.2	-11.2	-6.6	Manufacture of railway locomotives, rolling stock, air and spacecraft, related machinery, military fighting vehicles and transport equipment n.e.c
0.5	0.3	-0.4	-1.9	-0.8	-0.01	1.6	-0.4	-0.76	-0.1	1.93	-1.36	-0.4	1.6	-1.3	0.3	Manufacture of motorcycles
-1.9	0.2	0.6	-0.3	-1.5	-0.3	2.2	0.04	0.4	1.4	0.3	-0.1	-0.4	0.8	0.6	1.4	Manufacture of bicycles and invalid carriages
-2.3	0.5	0.4	-0.5	-1.3	-1.1	1.9	-0.2	0.6	2.0	0.2	-0.2	-0.3	1.8	0.1	1.1	Other industry
-0.5	-0.8	1.3	0.2	-2.5	2.3	3.3	0.7	-0.4	-0.4	0.6	0.1	-0.7	-2.8	2.3	2.3	Manufacture of furniture
1.4	-0.4	0.9	1.1	2.5	0.1	7.3	2.2	-0.1	-1.5	0.5	-3.7	-4.3	-1.5	2.0	0.4	Manufacture of wooden and cane furniture
1.5	0.1	-0.2	-0.4	0.0	0.4	-0.3	-0.2	0.3	-1.1	0.7	0.1	4.7	0.1	0.1	0.2	Manufacture of other furniture
1.9	0.1	0.1	-0.1	-2.2	0.9	0.4	-2.2	-0.3	-0.1	0.3	-1.7	1.1	3.3	0.5	-0.2	Manufacture of jewellery, bijouterie and related articles
1.4	0.1	-0.3	-0.5	0.7	0.3	-0.5	0.4	0.5	-1.4	0.8	0.6	5.7	-0.8	-0.01	0.4	Manufacture of musical instruments, medical and dental instruments and supplies and other manufacturing n.e.c.
0.4	0.8	0.1	1.7	-1.3	2.8	-2.8	-3.8	1.5	-0.4	0.2	0.1	-0.1	-15.9	-1.1	-1.2	Manufacture of stationery
5.5	0.4	1.9	-0.1	-1.1	-2.2	-2.3	-0.1	-1.5	-0.6	0.4	-0.9	-9.0	10.0	0.4	1.4	Other industry
-0.4	-1.3	-1.0	1.2	-0.4	0.3	2.7	0.04	0.2	0.2	0.8	-1.0	1.2	-0.1	-1.1	0.5	Manufacture of sports goods
-1.5	-0.6	0.4	0.0	1.6	2.4	7.7	-0.2	-1.7	2.1	-2.0	0.7	-0.9	1.7	-1.0	-1.9	Manufacture of games and toys
-0.2	-1.4	-1.2	1.4	-0.8	-0.1	1.7	0.1	0.6	-0.1	1.3	-1.3	1.7	-0.5	-1.1	1.0	Repair of fabricated metal products, machinery and equipment and installation of industrial machinery and equipment
0.1	0.4	0.3	0.2	0.3	0.3	0.3	0.3	0.1	-0.1	0.3	-0.4	-0.2	0.6	0.7	0.2	Repair and maintenance of transport equipment except motorcycles and bicycles
																Other industry
0.1	0.4	0.3	0.2	0.3	0.3	0.3	0.3	0.1	-0.1	0.3	-0.4	-0.2	0.6	0.7	0.2	Total Manufacturing

Jadual **1.6a** : Gaji dan Upah yang Dibayar Sektor Pembuatan Mengikut Kumpulan
 Table : *Salaries and Wages Paid of Manufacturing Sector by Group*

Kod Kumpulan Group code	Keterangan Kumpulan/Tempoh	2021	2022	2022		
				Q1	Q2	Q3
101	Pemprosesan dan pengawetan daging	355	361	88	87	87
102	Pemprosesan dan pengawetan ikan, krustasea dan moluska	457	449	111	110	111
	10201 Pengetinan ikan, krustasea dan moluska					
	&	369	358	89	88	88
	10202 Pemprosesan dan pengawetan ikan, krustasea dan moluska Industri lain	87	91	22	22	24
103	Pemprosesan dan pengawetan buah-buahan dan sayur - sayuran	174	190	46	47	48
	10303 Pengetinan nanas					
	&	15	11	2	3	3
	10304 Pembuatan jem, marmalad dan sajian jeli Industri lain	160	179	44	45	45
104	Pembuatan minyak dan lemak daripada sayuran dan haiwan	2,773	2,958	721	727	736
	10404 Pembuatan minyak sayuran mentah dan bertapis					
	&	204	218	52	55	56
	10406 Pembuatan sebatian lemak masakan					
	10405 Pembuatan minyak kelapa Industri lain	96	93	24	25	23
		2,473	2,646	645	648	657
105	Pembuatan produk tenusu	804	875	221	227	217
	10502 Pembuatan susu pekat, tepung dan sejat Industri lain	704	775	195	200	193
		99	100	26	27	23
106	Pembuatan produk bijian, kanji dan produk berkanji	366	370	93	92	92
	10611 Pengilangan beras	176	179	45	44	45
	10613 Pengilangan tepung Industri lain	165	166	42	42	42
		25	25	6	6	6
107	Pembuatan produk makanan lain	3,799	4,170	1,011	1,028	1,043
	10711 Pembuatan biskut dan cookies	320	375	89	93	95
	10712 Pembuatan roti, kek dan produk bakeri lain	933	932	219	229	238
	10713 Pembuatan produk snek	204	232	55	58	59
	10721 Pembuatan gula	76	81	22	21	20
	10731 Pembuatan produk koko	82	93	24	23	22
	10732 Pembuatan coklat dan produk coklat					
	&	347	401	99	99	99
	10733 Pembuatan konfeksi gula					
	10793 Pembuatan sos dan bahan perasa	363	369	92	91	90
	10799 Pembuatan produk makanan lain t.t.t.l. Industri lain	381	481	114	116	120
		1,094	1,206	297	299	299
108/ 10800	Pembuatan makanan haiwan tersedia	1,045	1,061	262	260	261
110	Pembuatan minuman ringan	508	532	132	128	128
	11041 Pembuatan minuman ringan	342	373	90	89	90
	11042 Pengeluaran air mineral semulajadi dan minuman lain yang dibotolkan Industri lain	128	127	34	31	30
		38	32	8	8	8
120/ 12000	Pembuatan produk tembakau	62	63	17	14	14
131	Pemintalan, penenunan dan penyiapan tekstil	328	353	87	86	88
	13110 Penyediaan dan pemintalan gentian tekstil					
	&	222	238	59	58	59
	13120 Penenunan tekstil					
	13132 Pewarnaan, pelunturan, percetakan dan penyiapan akhir benang dan fabrik Industri lain	98	107	26	27	27
		8	9	2	2	2
139	Pembuatan tekstil lain	329	319	79	78	80
	13910 Pembuatan fabrik dikait dan dikrusye Industri lain	111	97	25	23	23
		218	222	54	55	57
141	Pembuatan pakaian, kecuali pakaian berbulu	838	887	225	212	213
	14102 Pembuatan pakaian Industri lain	580	598	151	141	143
		258	289	74	71	70
142 & 143	Pembuatan artikel daripada kulit bulu dan pakaian yang dikait dan dikrusye	25	25	6	7	6
151 (15110 & 15120)	Penyamakan dan pembersihan kulit, pembuatan bagasi, beg tangan, pelana dan abah-abah pembersihan dan pewarnaan bulu	121	123	31	30	30
152	Pembuatan kasut	186	201	51	50	48
	15201 Pembuatan kasut kulit					
	&	133	145	37	36	35
	15203 Pembuatan kasut getah Industri lain	54	56	15	14	13
161/ 16100	Pengilangan dan pengetaman kayu	547	520	137	129	127

2023		2022		2023		Group Description/Period
Q4	Q1	Q2	Q3	(Jan. - Okt.)	(Jan. - Okt.)	
99	103	106	106	292	352	Processing and preserving of meat
116	118	117	120	371	395	Processing and preserving of fish, crustaceans and molluscs
						<i>Canning of fish, crustaceans and molluscs</i>
94	96	96	97	295	321	<i>Processing, curing and preserving of fish, crustacean and molluscs</i>
22	22	22	23	76	74	<i>Other industry</i>
48	55	59	56	157	188	Processing and preserving of fruits and vegetable
						<i>Pineapple canning</i>
3	4	4	4	9	13	<i>Manufacture of jams, marmalades and table jellies</i>
45	51	55	52	148	175	<i>Other industry</i>
774	782	784	793	2,432	2,631	Manufacture of vegetable and animal oils and fats
						<i>Manufacture of crude and refined vegetable oil</i>
55	55	56	53	181	182	<i>Manufacture of compound cooking fats</i>
22	26	27	31	79	95	<i>Manufacture of coconut oil</i>
697	701	701	710	2,172	2,354	<i>Other industry</i>
211	225	232	225	733	757	Manufacture of dairy products
187	199	206	197	649	668	<i>Manufacture of condensed, powdered and evaporated milk</i>
24	25	26	27	84	89	<i>Other industry</i>
91	96	98	96	308	321	Manufacture of grain mill products, starches and starch products
44	48	47	46	149	156	<i>Rice milling</i>
41	41	45	43	138	143	<i>Flour milling</i>
6	7	6	6	21	21	<i>Other industry</i>
1,088	1,094	1,082	1,132	3,435	3,697	Manufacture of other food products
97	101	103	111	309	352	<i>Manufacture of biscuits and cookies</i>
247	239	243	253	767	820	<i>Manufacture of bread, cakes and other bakery products</i>
60	62	59	62	191	205	<i>Manufacture of snack products</i>
18	17	17	18	70	59	<i>Manufacture of sugar</i>
23	23	24	25	77	81	<i>Manufacture of cocoa products</i>
						<i>Manufacture of chocolate and chocolate products</i>
104	101	92	100	329	329	<i>Manufacture of sugar confectionery</i>
96	100	102	107	304	348	<i>Manufacture of sauces and condiments</i>
132	135	134	143	392	462	<i>Manufacture of other food products n.e.c.</i>
311	316	307	312	995	1,041	<i>Other industry</i>
278	281	277	282	870	936	Manufacture of prepared animal feeds
143	141	139	139	433	468	Manufacture of beverages
104	101	100	98	301	333	<i>Manufacture of soft drinks</i>
31	32	31	32	106	106	<i>Production of natural mineral waters and other bottled waters</i>
8	9	8	9	27	29	<i>Other industry</i>
18	18	16	15	51	54	Manufacture of tobacco products
92	84	85	88	292	285	Spinning, weaving and finishing of textiles
						<i>Preparation and spinning of textile fibres</i>
62	56	58	62	196	197	<i>Weaving of textiles</i>
27	25	24	24	89	81	<i>Dyeing, bleaching, printing and finishing of yarns and fabrics</i>
2	2	2	2	7	7	<i>Other industry</i>
83	88	91	90	264	300	Manufacture of other textiles
25	24	26	25	80	83	<i>Manufacture of knitted and crocheted fabrics</i>
57	65	65	65	184	217	<i>Other industry</i>
238	238	230	225	722	769	Manufacture of wearing apparel, except fur apparel
164	162	154	151	483	518	<i>Manufacture of clothings</i>
74	76	76	74	238	252	<i>Other industry</i>
6	6	6	6	21	21	Manufacture of articles of fur, knitted and crocheted apparel
						Tanning and dressing of leather; manufacture of luggage, handbags, saddlery and harness; dressing and dyeing of fur
32	32	32	32	101	107	
51	54	53	52	166	177	Manufacture of footwear
						<i>Manufacture of leather footwear</i>
37	39	37	36	120	124	<i>Manufacture of rubber footwear</i>
14	15	15	16	46	52	<i>Other industry</i>
128	134	127	131	435	437	Sawmilling and planing of wood

Jadual **1.6a** : Gaji dan Upah yang Dibayar Sektor Pembuatan Mengikut Kumpulan (samb.)
 Table : *Salaries and Wages Paid of Manufacturing Sector by Group (cont.)*

Kod Kumpulan Group code	Keterangan Kumpulan/Tempoh	2022									
		Jan.	Feb.	Mac	Apr.	Mei	Jun	Jul.	Ogo.	Sep.	Okt.
101	Pemprosesan dan pengawetan daging	31	29	28	29	29	29	29	29	30	30
102	Pemprosesan dan pengawetan ikan, krustasea dan moluska	38	36	36	37	37	37	37	37	37	39
	10201 Pengetinan ikan, krustasea dan moluska										
	& 10202 Pemprosesan dan pengawetan ikan, krustasea dan moluska	30	29	29	29	29	29	29	29	29	31
	Industri lain	8	7	7	7	8	7	8	8	8	8
103	Pemprosesan dan pengawetan buah-buahan dan sayur - sayuran	15	15	15	16	16	16	16	16	16	16
	10303 Pengetinan nanas										
	& 10304 Pembuatan jem, marmalad dan sajian jeli	1	1	1	1	1	1	1	1	1	1
	Industri lain	15	14	15	15	15	15	15	15	15	15
104	Pembuatan minyak dan lemak daripada sayuran dan haiwan	241	240	240	239	242	246	250	239	246	249
	10404 Pembuatan minyak sayuran mentah dan bertapis										
	& 10406 Pembuatan sebatian lemak masakan	17	17	18	18	18	19	19	19	18	18
	10405 Pembuatan minyak kelapa	8	8	8	8	8	8	8	8	8	7
	Industri lain	215	215	215	214	215	219	223	213	220	223
105	Pembuatan produk tenusu	73	74	74	77	77	73	72	73	72	69
	10502 Pembuatan susu pekat, tepung dan sejat	64	66	65	68	69	64	64	65	64	61
	Industri lain	9	8	9	9	9	9	8	8	8	8
106	Pembuatan produk bijian, kanji dan produk	32	31	31	32	30	30	31	32	30	30
	10611 Pengilangan beras	16	15	15	15	15	15	15	15	15	15
	10613 Pengilangan tepung	14	14	14	14	14	14	14	15	13	13
	Industri lain	2	2	2	2	2	2	2	2	2	2
107	Pembuatan produk makanan lain	335	330	345	338	341	349	343	346	354	353
	10711 Pembuatan biskut dan cookies	30	29	30	30	31	32	31	32	32	32
	10712 Pembuatan roti, kek dan produk bakeri lain	73	72	73	74	77	77	76	77	85	82
	10713 Pembuatan produk snek	19	17	18	18	19	20	20	20	20	20
	10721 Pembuatan gula	7	7	8	7	7	7	7	7	7	7
	10731 Pembuatan produk koko	8	8	8	9	7	7	7	7	8	8
	10732 & 10733 Pembuatan coklat dan produk coklatPembuatan konfeksi gula	31	32	36	32	33	34	33	33	32	33
	10793 Pembuatan sos dan bahan perasa	30	30	32	30	30	32	30	30	30	30
	10799 Pembuatan produk makanan lain t.t.t.l.	37	38	39	38	38	39	39	39	41	42
	Industri lain	99	97	101	99	99	101	100	100	99	100
108/ 10800	Pembuatan makanan haiwan tersedia	87	87	87	86	87	87	88	87	86	86
110	Pembuatan minuman ringan	44	45	43	44	42	42	41	42	45	45
	11041 Pembuatan minuman ringan	30	31	29	30	30	29	29	29	32	32
	11042 Pengeluaran air mineral semulajadi dan minuman lain yang diboto	11	11	11	11	10	10	10	10	10	10
	Industri lain	3	3	3	3	2	3	3	3	3	3
120/ 12000	Pembuatan produk tembakau	5	6	6	5	5	5	5	5	5	5
131	Pemintalan, penenunan dan penyiapan tekstil	29	29	29	28	29	29	29	29	30	30
	13110 & 13120 Penyediaan dan pemintalan gentian tekstilPenenunan tekstil	20	20	20	19	19	19	19	19	20	20
	13132 Pewarnaan, pelunturan, percetakan dan penyiapan akhir benang c	9	9	9	9	9	9	9	9	9	9
	Industri lain	1	1	1	1	1	1	1	1	1	1
139	Pembuatan tekstil lain	27	26	26	26	26	26	27	27	27	27
	13910 Pembuatan fabrik dikait dan dikrusye	9	9	8	8	8	8	8	8	8	8
	Industri lain	18	17	18	18	18	18	19	19	19	19
141	Pembuatan pakaian, kecuali pakaian berbulu	79	73	73	72	72	67	70	70	72	72
	14102 Pembuatan pakaian	53	49	49	48	48	45	47	47	49	49
	Industri lain	25	25	24	24	24	22	23	23	24	23
142 & 143	Pembuatan artikel daripada kulit bulu dan pakaian yang dikait dan dikrusye	2	2	2	2	2	2	2	2	2	2
151 (15110 & 15120)	Penyamakan dan pembersihan kulit, pembuatan bagasi, beg tangan, pelana dan abah-abah pembersihan dan pewarnaan bulu	11	10	10	10	10	10	9	10	11	11
152	Pembuatan kasut	17	17	17	17	17	16	15	16	17	17
	15201 Pembuatan kasut kulit										
	& 15203 Pembuatan kasut getah	12	12	12	12	12	12	11	12	12	12
	Industri lain	5	5	5	5	5	4	4	4	5	5
161/ 16100	Pengilangan dan pengetaman kayu	46	47	44	44	43	43	42	42	43	43

2023												Group Description/Period
Nov.	Dis.	Jan.	Feb.	Mac	Apr.	Mei	Jun	Jul.	Ogo.	Sep.	Okt.	
33	37	36	34	33	35	35	36	34	35	37	37	Processing and preserving of meat
39	39	40	39	39	38	40	40	40	40	40	40	Processing and preserving of fish, crustaceans and molluscs
31	32	32	32	32	31	32	32	33	32	32	32	<i>Canning of fish, crustaceans and molluscs</i>
7	7	7	7	7	7	7	7	7	8	8	8	<i>Processing, curing and preserving of fish, crustacean and molluscs</i>
16	16	18	18	19	19	20	20	19	18	18	18	Processing and preserving of fruits and vegetable
1	1	1	1	1	1	1	1	1	1	1	1	<i>Pineapple canning</i>
15	15	17	17	17	18	18	18	18	17	17	17	<i>Manufacture of jams, marmalades and table jellies</i>
246	280	264	261	258	262	262	260	267	258	268	271	Manufacture of vegetable and animal oils and fats
18	18	19	18	18	19	18	19	17	18	18	18	<i>Manufacture of crude and refined vegetable oil</i>
7	7	9	9	9	9	9	9	10	10	10	10	<i>Manufacture of compound cooking fats</i>
220	254	237	233	230	234	235	232	240	230	240	243	<i>Manufacture of coconut oil</i>
71	71	73	77	75	77	77	78	71	75	78	76	Manufacture of dairy products
63	62	64	69	66	69	68	69	63	66	68	66	<i>Manufacture of condensed, powdered and evaporated milk</i>
8	8	9	8	9	8	9	9	9	9	9	10	<i>Other industry</i>
30	31	32	32	32	33	32	33	32	32	32	31	Manufacture of grain mill products, starches and starch products
15	15	16	16	16	16	16	15	16	15	15	15	<i>Rice milling</i>
13	14	14	14	14	15	14	16	14	14	14	14	<i>Flour milling</i>
2	2	2	2	2	2	2	2	2	2	2	2	<i>Other industry</i>
360	375	372	361	361	357	363	363	368	376	388	389	Manufacture of other food products
33	33	34	33	33	34	35	35	37	37	38	37	<i>Manufacture of biscuits and cookies</i>
83	82	82	79	77	80	82	81	84	84	86	85	<i>Manufacture of bread, cakes and other bakery products</i>
20	21	20	21	21	20	19	20	20	21	22	22	<i>Manufacture of snack products</i>
6	5	6	6	5	5	6	6	6	6	6	6	<i>Manufacture of sugar</i>
8	8	7	8	8	9	8	8	8	8	8	8	<i>Manufacture of cocoa products</i>
33	38	34	33	34	31	31	31	32	33	35	36	<i>Manufacture of chocolate and chocolate products</i>
30	35	32	31	37	35	33	34	33	36	38	38	<i>Manufacture of sugar confectionery</i>
45	45	48	44	43	43	45	46	46	47	50	50	<i>Manufacture of sauces and condiments</i>
103	109	107	106	103	101	103	103	102	104	106	106	<i>Manufacture of other food products n.e.c.</i>
86	105	90	98	93	90	94	92	95	93	94	96	Manufacture of prepared animal feeds
47	52	48	47	47	47	46	45	45	45	49	49	Manufacture of beverages
34	38	34	33	33	34	33	33	33	32	34	34	<i>Manufacture of soft drinks</i>
10	11	11	10	11	11	10	10	10	11	11	11	<i>Production of natural mineral waters and other bottled waters</i>
3	3	3	3	3	3	3	3	3	3	3	3	<i>Other industry</i>
5	7	6	6	6	5	5	5	5	5	5	5	Manufacture of tobacco products
30	31	29	27	28	28	29	28	29	29	30	29	Spinning, weaving and finishing of textiles
21	21	20	18	19	19	20	20	21	21	21	20	<i>Preparation and spinning of textile fibres</i>
9	10	9	9	8	8	8	8	7	8	8	8	<i>Weaving of textiles</i>
1	1	1	1	1	1	1	1	1	1	1	1	<i>Dyeing, bleaching, printing and finishing of yarns and fabrics</i>
28	28	30	29	30	30	31	30	30	30	30	31	Manufacture of other textiles
9	9	8	8	8	8	9	9	8	8	8	9	<i>Manufacture of knitted and crocheted fabrics</i>
19	19	22	21	22	22	22	22	22	22	22	22	<i>Other industry</i>
79	87	83	77	78	78	77	74	75	74	77	76	Manufacture of wearing apparel, except fur apparel
53	62	58	52	52	53	52	49	50	49	51	51	<i>Manufacture of clothings</i>
25	26	26	25	26	25	25	25	24	25	26	25	<i>Other industry</i>
2	2	2	2	2	2	2	2	2	2	2	2	Manufacture of articles of fur, knitted and crocheted apparel
11	11	11	11	11	11	11	11	10	10	11	11	<i>Tanning and dressing of leather; manufacture of luggage, handbags, saddlery and harness; dressing and dyeing of fur</i>
17	18	18	18	18	18	18	17	17	17	18	18	Manufacture of footwear
12	13	13	13	13	12	13	12	12	12	12	12	<i>Manufacture of leather footwear</i>
5	5	5	5	5	5	5	5	5	5	6	6	<i>Manufacture of rubber footwear</i>
42	43	44	45	44	43	42	42	44	43	44	45	<i>Other industry</i>
42	43	44	45	44	43	42	42	44	43	44	45	Sawmilling and planning of wood

Jadual
Table **1.6a** : Gaji dan Upah yang Dibayar Sektor Pembuatan Mengikut Kumpulan
: *Salaries and Wages Paid of Manufacturing Sector by Group*

Kod Kumpulan Group code	Keterangan Kumpulan/Tempoh	2021	2022	2022		
				Q1	Q2	Q3
162	Pembuatan produk daripada kayu, gabus, jerami dan bahan jalinan	1,913	2,064	514	504	516
16211	Pembuatan kepingan venier dan papan lapis	934	1,008	248	239	255
16212	Pembuatan papan partikel dan papan gentian	251	299	76	76	74
16221	Pertukangan kayu untuk jurubina	407	428	107	106	106
	Industri lain	321	329	83	83	80
170	Pembuatan kertas dan produk kertas	2,018	2,100	524	516	520
17010	Pembuatan pulpa, kertas dan kertas tebal	271	304	74	76	77
17020	Pembuatan kertas gelugur dan kertas tebal dan bekas daripada kertas dan kertas tebal	805	836	200	205	211
17091	Pembuatan sampul surat dan kad surat	59	54	13	13	13
17092	Pembuatan kertas kegunaan rumah dan pembersih peribadi	345	374	98	93	90
17093	Pembuatan kertas bergam atau pelekat yang berjalur atau bergulung dan label dan kertas dinding	308	270	73	65	64
	Industri lain	230	263	65	64	64
181 & 182	Percetakan, aktiviti perkhidmatan berkaitan percetakan dan penerbitan semula media rakaman	2,153	2,242	567	559	542
18110	Percetakan	1,807	1,892	474	475	458
18120 & 18200	Aktiviti perkhidmatan berkaitan percetakan & Penerbitan semula media rakaman	346	350	93	84	84
192 (19201 & 19202)	Pembuatan produk petroleum bertapis	2,326	2,363	629	532	577
201	Pembuatan kimia asas, baja dan sebatian nitrogen, plastik dan getah sintetik dalam bentuk primer	3,062	3,205	799	787	807
20111	Pembuatan gas perindustrian atau perubatan bukan organik dalam bentuk cecair atau mampat	226	296	73	73	76
20112 & 20113	Pembuatan kimia organik asas & Pembuatan sebatian bukan organik	1,560	1,670	413	403	427
20121 & 20129	Pembuatan baja & Pembuatan produk campuran nitrogen	343	310	82	76	75
20131	Pembuatan plastik dalam bentuk primer	831	811	203	206	199
	Industri lain	102	118	28	29	30
202 & 203	Pembuatan produk kimia lain dan serat buatan manusia	2,616	2,626	686	635	638
20210	Pembuatan racun perosak dan produk agrokimia lain	240	258	67	66	61
20221	Pembuatan cat, varnis dan penyadur dan mastik	340	361	98	85	85
20222	Pembuatan dakwat cetak	279	236	63	58	57
20231 & 20232	Pembuatan sabun dan bahan pencuci, penyediaan membersih dan mengilat & Pembuatan pewangi dan penyediaan dandanan diri	902	844	230	198	202
20291 & 20292 & 20299	Pembuatan plat fotografi, filem, sensitized paper dan other sensitized unexposed materials & Pembuatan dakwat menulis dan melukis & Pembuatan produk kimia lain t.t.t.l.	821	891	219	219	224
	Industri lain	34	37	9	9	9
210	Pembuatan produk farmaseutikal, kimia perubatan dan botani	717	789	180	196	202
21001	Pembuatan bahan aktif ubat-ubatan untuk digunakan oleh bidang farmakologi dalam pembuatan ubat-ubatan	574	629	143	156	160
	Industri lain	143	159	37	40	43
221	Pembuatan produk getah	4,095	4,094	938	1,063	1,089
22111	Pembuatan tayar getah untuk kenderaan	353	382	81	97	104
22112	Pembuatan bunga tayar yang boleh ditukar ganti dan tayar celup	88	103	23	26	27
22191 & 22193	Pembuatan produk lain daripada getah asli atau sintetik, tidak divulkan, divulkan atau dikeraskan & Pengilangan semula getah dan prosesan susu getah	682	737	172	185	196
22192	Pembuatan sarung tangan getah	2,238	2,160	484	576	584
22199	Pembuatan produk getah lain yang t.t.t.l.	732	712	179	178	178
222	Pembuatan produk plastik	7,528	7,892	1,847	2,013	2,013
22201 & 22202	Pembuatan produk plastik separa siap & Pembuatan produk plastik siap	2,636	2,724	624	691	688
22203	Pembuatan artikel plastik untuk pembungkusan barangan	1,591	1,847	402	471	472
22204	Pembuatan barangan plastik jurubina	96	101	25	26	25
22205	Pembuatan pinggan mangkuk, peralatan dapur dan barangan tandas daripada plastik	570	598	148	151	153
22209	Pembuatan pelbagai produk plastik t.t.t.l.	2,635	2,622	649	674	674
231 (23101 & 23102 & 23109)	Pembuatan kaca dan produk kaca	747	890	210	215	224

2023		2022		2023		Group Description/Period
Q4	Q1	Q2	Q3	(Jan. - Okt.)	(Jan. - Okt.)	
530	544	535	546	1,708	1,810	Manufacture of products of wood, cork, straw and plaiting materials
265	255	251	265	829	861	Manufacture of veneer sheets and plywood
74	82	77	80	250	266	Manufacture of particle board and fibreboard
109	122	122	119	355	403	Manufacture of builders' carpentry
83	85	84	82	274	280	Other industry
541	548	523	527	1,736	1,780	Manufacture of paper and paper products
77	67	55	57	253	200	Manufacture of pulp, paper and paperboard
220	226	225	231	688	760	Manufacture of corrugated paper and paperboard and of containers of paper and paperboard
14	13	13	13	45	44	Manufacture of envelopes and letter-card
94	108	97	92	311	329	Manufacture of household and personal hygiene paper
68	63	62	61	224	207	Manufacture of gummed or adhesive paper in strips or rolls and labels and wall paper
69	70	71	73	215	240	Other industry
575	594	600	584	1,850	1,971	Printing, service activities related to printing and reproduction of recorded media
486	498	509	493	1,561	1,664	Printing
88	96	91	91	289	307	Service activities related to printing
						Reproduction of recorded media
625	677	570	592	1,942	2,055	Manufacture of refined petroleum products
812	863	801	772	2,660	2,692	Manufacture of basic chemicals, fertilizer and nitrogen compounds, plastics and synthetic rubber in primary forms
74	90	82	92	248	295	Manufacture of liquefied or compressed inorganic industrial or medical gases
426	451	408	381	1,385	1,365	Manufacture of basic organic chemicals
						Manufacture of inorganic compounds
						Manufacture of fertilizers
77	76	74	70	258	243	Manufacture of associated nitrogen products
204	216	210	206	672	699	Manufacture of plastics in primary forms
30	31	26	25	97	90	Other industry
667	688	657	676	2,169	2,246	Manufacture of other chemical products and man-made fibres
64	71	81	73	215	252	Manufacture of pesticides and other agrochemical products
93	106	101	106	297	348	Manufacture of paints, varnishes and similar coatings ink and mastics
58	54	53	53	197	178	Manufacture of printing ink
215	236	219	223	695	748	Manufacture of soap and detergents, cleaning and polishing preparations
						Manufacture of perfumes and toilet preparations
						Manufacture of photographic plates, films, sensitized paper and other sensitized unexposed materials
229	210	194	213	734	692	Manufacture of writing and drawing ink
						Manufacture of other chemical products n.e.c.
9	9	9	8	31	28	Other industry
211	188	197	204	647	659	Manufacture of pharmaceuticals, medicinal chemical and botanical products
171	149	154	155	515	511	Manufacture of medicinal active substances to be used for their pharmacological properties in the manufacture of medicaments
40	39	43	49	132	148	Other industry
1,003	943	1,003	1,076	3,428	3,366	Manufacture of rubber products
99	115	120	126	315	400	Manufacture of rubber tyres for vehicles
27	29	32	35	85	107	Manufacture of interchangeable tyre treads and retreading rubber tyres
184	182	192	197	614	637	Manufacture of other products of natural or synthetic rubber, unvulcanized, vulcanized or hardened
						Rubber remilling and latex processing
516	444	491	543	1,820	1,647	Manufacture of rubber gloves
177	173	168	176	594	575	Manufacture of other rubber products n.e.c.
2,019	1,996	2,059	2,006	6,542	6,733	Manufacture of plastics products
						Manufacture of semi-manufactures of plastic products
720	712	702	662	2,237	2,298	Manufacture of finished plastic products
502	550	600	545	1,511	1,863	Manufacture of plastic articles for the packing of goods
26	29	32	29	84	99	Manufacture of builders' plastics ware
146	145	148	147	502	490	Manufacture of plastic tableware, kitchenware and toilet articles
624	560	576	623	2,209	1,982	Manufacture of diverse plastic products n.e.c.
241	230	228	231	727	766	Manufacture of glass and glass products

Jadual Table **1.6a** : Gaji dan Upah yang Dibayar Sektor Pembuatan Mengikut Kumpulan (samb.)
: Salaries and Wages Paid of Manufacturing Sector by Group (cont.)

Kod Kumpulan Group code	Keterangan Kumpulan/Tempoh	2022									
		Jan.	Feb.	Mac	Apr.	Mei	Jun	Jul.	Ogo.	Sep.	Okt.
162	Pembuatan produk daripada kayu, gabus, jerami dan bahan jalinan lain	174	170	169	168	170	167	171	172	173	174
16211	Pembuatan kepingan venier dan papan lapis	84	82	81	79	81	79	83	86	87	87
16212	Pembuatan papan partikel dan papan gentian	25	25	25	26	25	25	25	25	24	24
16221	Pertukangan kayu untuk jurubina	36	36	35	36	36	35	36	35	35	36
	Industri lain	29	27	27	28	28	27	27	27	27	27
170	Pembuatan kertas dan produk kertas	173	177	174	172	171	173	171	173	176	177
17010	Pembuatan pulpa, kertas dan kertas tebal	25	25	25	24	25	26	26	26	25	26
17020	Pembuatan kertas gelugur dan kertas tebal dan bekas daripada kertas dan kertas tebal	69	65	65	68	68	69	68	71	72	72
17091	Pembuatan sampul surat dan kad surat	5	4	4	4	4	4	4	4	5	5
17092	Pembuatan kertas kegunaan rumah dan pembersih peribadi	28	36	34	33	30	30	30	29	30	30
17093	Pembuatan kertas bergam atau pelekat yang berjalur atau bergelung dan label dan kertas dinding	24	25	24	22	21	22	21	21	22	23
	Industri lain	22	21	21	21	22	21	22	22	21	21
181 & 182	Percetakan, aktiviti perkhidmatan berkaitan percetakan dan penerbitan semula media rakaman	194	185	188	184	188	187	182	182	177	183
18110	Percetakan	162	154	158	156	159	159	154	154	150	155
18120 & 18200	Aktiviti perkhidmatan berkaitan percetakan & Penerbitan semula media rakaman	32	31	30	28	28	28	28	28	27	28
192 (19201 & 19202)	Pembuatan produk petroleum bertapis	199	198	231	173	173	186	185	187	206	204
201	Pembuatan kimia asas, baja dan sebatian nitrogen, plastik dan getah sintetik dalam bentuk primer	259	263	277	262	256	269	273	268	266	267
20111	Pembuatan gas perindustrian atau perubatan bukan organik dalam bentuk cecair atau mampat	24	24	24	24	23	25	25	26	25	26
20112 & 20113	Pembuatan kimia organik asas & Pembuatan sebatian bukan organik	136	137	140	133	130	141	144	142	141	142
20121 & 20129	Pembuatan baja & Pembuatan produk campuran nitrogen	25	27	30	25	25	25	26	25	25	25
20131	Pembuatan plastik dalam bentuk primer	65	65	72	70	68	68	68	66	65	65
	Industri lain	9	10	10	10	10	10	10	10	10	10
202 & 203	Pembuatan produk kimia lain dan serat buatan manusia	229	226	231	217	210	209	216	213	210	210
20210	Pembuatan racun perosak dan produk agrokimia lain	22	20	25	24	21	21	19	21	21	21
20221	Pembuatan cat, varnis dan penyadur dan mastik	35	31	32	30	27	28	29	28	28	29
20222	Pembuatan dakwat cetak	21	21	21	20	19	19	19	19	19	19
20231 & 20232	Pembuatan sabun dan bahan pencuci, penyediaan membersih dan mengilat & Pembuatan pewangi dan penyediaan dandanan diri	72	79	79	67	65	66	66	68	67	66
20291 & 20292 & 20299	Pembuatan plat fotografi, filem, sensitized paper dan other sensitized unexposed materials & Pembuatan dakwat menulis dan melukis & Pembuatan produk kimia lain t.t.t.l.	75	72	72	72	74	73	78	75	71	72
	Industri lain	3	3	3	3	3	3	3	3	3	3
210	Pembuatan produk farmaseutikal, kimia perubatan dan botani	61	60	60	67	64	65	66	68	68	69
21001	Pembuatan bahan aktif ubat-ubatan untuk digunakan oleh bidang farmakologi dalam pembuatan ubat-ubatan	49	47	47	54	51	51	52	54	54	56
	Industri lain	12	13	12	14	13	13	14	14	14	13
221	Pembuatan produk getah	320	308	310	324	353	385	369	368	352	338
22111	Pembuatan tayar getah untuk kenderaan	28	24	29	29	34	34	34	36	34	33
22112	Pembuatan bunga tayar yang boleh ditukar ganti dan tayar celup	8	7	9	9	9	9	9	9	9	9
22191 & 22193	Pembuatan produk lain daripada getah asli atau sintetik, tidak divulkan, divulkan atau dikeraskan & Pengilangan semula getah dan prosesan susu getah	56	56	59	61	61	63	64	65	66	61
22192	Pembuatan sarung tangan getah	168	160	156	165	192	219	204	197	183	176
22199	Pembuatan produk getah lain yang t.t.t.l.	61	60	58	61	57	60	59	61	59	59
222	Pembuatan produk plastik	607	600	641	665	684	664	661	677	674	670
22201 & 22202	Pembuatan produk plastik separa siap & Pembuatan produk plastik siap	203	205	216	227	242	222	224	235	230	233
22203	Pembuatan artikel plastik untuk pembungkusan barangan	131	121	150	156	160	155	156	159	156	166
22204	Pembuatan barangan plastik jurubina	8	8	8	9	9	8	8	8	8	9
22205	Pembuatan pinggan mangkuk, peralatan dapur dan barangan tandas daripada plastik	48	49	51	51	50	50	50	51	52	50
22209	Pembuatan pelbagai produk plastik t.t.t.l.	216	217	216	223	223	228	223	223	228	212
231 (23101 & 23102 & 23109)	Pembuatan kaca dan produk kaca	72	68	69	69	74	71	73	73	79	78

2023												Group Description/Period
Nov.	Dis.	Jan.	Feb.	Mac	Apr.	Mei	Jun	Jul.	Ogo.	Sep.	Okt.	
175	181	181	182	180	179	180	176	180	183	183	185	Manufacture of products of wood, cork, straw and plaiting materials
89	90	84	86	85	83	85	83	88	89	89	89	Manufacture of veneer sheets and plywood
24	25	28	27	27	27	26	24	26	27	27	27	Manufacture of particle board and fibreboard
34	38	41	41	40	41	40	41	40	40	39	40	Manufacture of builders' carpentry
28	27	28	28	29	28	28	28	27	27	28	29	Other industry
178	187	180	186	182	175	174	174	173	175	179	182	Manufacture of paper and paper products
26	25	21	24	22	20	18	18	18	19	19	21	Manufacture of pulp, paper and paperboard
73	75	76	75	75	74	76	75	76	76	78	79	Manufacture of corrugated paper and paperboard and of containers of paper and paperboard
4	5	4	4	4	4	4	4	4	4	4	5	Manufacture of envelopes and letter-card
29	34	33	38	37	32	32	32	29	31	32	32	Manufacture of household and personal hygiene paper
23	23	21	21	21	21	21	21	21	20	20	21	Manufacture of gummed or adhesive paper in strips or rolls and labels and wall paper
22	26	24	23	23	24	24	24	24	24	25	25	Other industry
190	202	204	193	197	197	203	200	196	197	191	193	Printing, service activities related to printing and reproduction of recorded media
160	171	170	162	166	168	172	170	165	166	162	163	Printing
30	31	33	31	31	29	31	31	30	31	29	30	Service activities related to printing
												Reproduction of recorded media
195	226	216	212	249	188	187	195	190	194	208	217	Manufacture of refined petroleum products
265	279	282	279	302	280	255	266	265	256	252	255	Manufacture of basic chemicals, fertilizer and nitrogen compounds, plastics and synthetic rubber in primary forms
24	24	26	31	33	27	27	27	30	30	31	32	Manufacture of liquefied or compressed inorganic industrial or medical gases
137	147	150	146	155	146	125	136	133	126	122	125	Manufacture of basic organic chemicals
												Manufacture of inorganic compounds
												Manufacture of fertilizers
25	28	26	24	26	25	25	25	24	23	23	22	Manufacture of associated nitrogen products
69	70	69	69	78	72	69	69	70	68	68	68	Manufacture of plastics in primary forms
10	10	11	10	10	10	8	8	8	8	8	9	Other industry
211	246	227	232	229	222	217	218	225	227	224	225	Manufacture of other chemical products and man-made fibres
21	21	22	22	27	27	27	27	26	23	24	26	Manufacture of pesticides and other agrochemical products
29	35	34	38	33	34	33	34	34	37	36	35	Manufacture of paints, varnishes and similar coatings ink and mastics
19	20	18	18	18	18	18	17	18	18	17	17	Manufacture of printing ink
67	83	74	83	79	75	72	72	75	76	72	70	Manufacture of soap and detergents, cleaning and polishing preparations
												Manufacture of perfumes and toilet preparations
72	85	75	68	68	66	64	64	69	71	73	75	Manufacture of photographic plates, films, sensitized paper and other sensitized unexposed materials
												Manufacture of writing and drawing ink
3	3	3	3	3	3	3	3	3	2	2	2	Manufacture of other chemical products n.e.c.
												Other industry
66	76	65	61	62	68	64	65	67	69	68	70	Manufacture of pharmaceuticals, medicinal chemical and botanical products
52	62	52	48	49	54	50	50	51	53	52	53	Manufacture of medicinal active substances to be used for their pharmacological properties in the manufacture of medicaments
14	13	13	13	13	14	15	14	16	16	16	17	Other industry
338	327	309	315	319	321	331	350	356	367	354	344	Manufacture of rubber products
34	33	40	39	36	40	40	39	42	43	41	40	Manufacture of rubber tyres for vehicles
9	9	9	9	11	10	11	11	11	12	12	12	Manufacture of interchangeable tyre treads and retreading rubber tyres
61	63	59	59	64	65	64	63	65	65	66	66	Manufacture of other products of natural or synthetic rubber, unvulcanized, vulcanized or hardened
												Rubber remilling and latex processing
177	163	143	153	148	149	161	181	178	189	176	169	Manufacture of rubber gloves
58	60	57	56	60	57	55	57	60	59	58	57	Manufacture of other rubber products n.e.c.
658	692	672	652	671	696	693	670	666	670	671	672	Manufacture of plastics products
233	254	244	246	222	239	238	225	214	225	224	222	Manufacture of semi-manufactures of plastic products
												Manufacture of finished plastic products
165	172	179	166	205	202	204	194	199	175	172	168	Manufacture of plastic articles for the packing of goods
8	9	9	9	10	10	11	11	11	9	9	9	Manufacture of builders' plastics ware
47	49	48	48	49	49	49	49	48	50	49	50	Manufacture of plastic tableware, kitchenware and toilet articles
204	209	192	183	185	195	191	190	195	211	217	223	Manufacture of diverse plastic products n.e.c.
79	84	81	75	74	75	77	76	76	76	79	77	Manufacture of glass and glass products

Jadual **1.6a** : Gaji dan Upah yang Dibayar Sektor Pembuatan Mengikut Kumpulan
 Table : *Salaries and Wages Paid of Manufacturing Sector by Group*

Kod Kumpulan Group code	Keterangan Kumpulan/Tempoh	2021	2022	2022		
				Q1	Q2	Q3
239	Pembuatan pengeluaran galian bukan logam t.t.t.l.	3,592	3,717	913	931	927
23911	Pembuatan mortar refraktori dan konkrit					
	&	365	311	74	78	79
23921	Pembuatan seramik bukan refraktori					
23930	Pembuatan produk porselin dan seramik lain	159	170	44	43	42
23941	Pembuatan simen hidraulik	287	278	69	70	68
23951	Pembuatan konkrit dan mortar siap bancuh dan bancuhan kering	686	738	181	185	187
23952	Pembuatan konkrit pratuangan, simen atau artikel batu buatan yang digunakan dalam pembinaan;					
23953	& Pembuatan komponen struktur pasang siap untuk bangunan atau kejuruteraan awam dari simen, batu atau konkrit buatan	1,253	1,279	316	319	320
23959	& Pembuatan artikel konkrit, simen dan plaster lain t.t.t.l.					
23990	Pembuatan produk mineral bukan logam lain t.t.t.l.	484	539	133	132	131
	Industri lain	359	402	96	104	100
241 (24101 & 24102 & 24103 & 24104 & 24109)	Pembuatan besi dan keluli asas	2,210	2,368	621	592	558
242 (24201 & 24202 & 24209)	Pembuatan logam asas berharga dan logam bukan ferus lain	1,423	1,396	365	336	336
243	Pengacuan logam	415	416	107	101	102
251 & 252	Pembuatan produk struktur logam, tangki, takungan, penjana wap, senjata dan peluru	1,632	1,643	414	403	403
25113	Pembuatan pintu, tingkap dan bingkai, penutup tingkap dan pintu pagar daripada logam	880	841	214	205	203
25119	Pembuatan produk struktur logam lain					
25120	Pembuatan tangki, takungan dan kontena daripada logam	557	609	152	149	153
	Industri lain	195	193	48	48	47
259	Pembuatan lain-lain produk yang direka daripada logam; aktiviti perkhidmatan kerja logam	3,841	3,982	1,021	976	970
25910	Tempaan, tekanan, hentakan dan bentuk gelekkan logam; serbuk metalurgi	768	754	194	188	183
25920	Rawatan dan penyalutan logam; menggunakan mesin	502	509	132	130	121
25991	Pembuatan tin untuk produk makanan dan minuman, tiub dan kotak boleh dilipat	419	476	112	109	119
25992	Pembuatan kabel, plaited bands (jalur/pita berpintal) dan artikel seumpamanya daripada logam	893	1,020	264	243	250
25993	Pembuatan bolt, skru, nat dan produk uliran seumpamanya					
25994	Pembuatan barangan rumah daripada logam	70	65	16	17	17
25999	Pembuatan produk lain yang direka daripada logam t.t.t.l.	927	973	247	244	240
	Industri lain	261	185	56	45	41
261	Pembuatan komponen dan papan elektronik	11,848	12,261	3,183	3,024	2,923
26101	Pembuatan diod, transistor dan alatan semikonduktor yang seumpamanya					
26102	Pembuatan litar elektronik bersepadu dengan pemasangan mikro	7,743	7,883	2,026	1,972	1,891
26103	Pembuatan kapasitor dan perintang elektrik					
26104	& Pembuatan papan litar bercetak	3,638	3,901	1,033	930	918
26105	& Pembuatan komponen paparan					
26109	Pembuatan komponen lain untuk aplikasi elektronik	466	477	124	122	114
262 (26201 & 26202)	Pembuatan komputer dan kelengkapan peranti	2,839	3,001	741	739	733
263/ 26300	Pembuatan peralatan komunikasi	665	789	194	196	187
264/ 26400	Pembuatan peralatan elektronik pengguna	1,140	1,341	329	327	343
265	Pembuatan kelengkapan mengukur, menguji, memandu arah dan kawalan; jam tangan dan jam	1,693	2,450	521	583	634
26511	Pembuatan kelengkapan mengukur, menguji, memandu arah dan kawalan					
26512	& Pembuatan kelengkapan kawalan proses perindustrian	1,535	2,275	477	542	591
26520	Pembuatan jam tangan dan jam dan bahagiannya	157	175	44	41	44
266/ 26600	Pembuatan peralatan penyinaran, perubatan elektro dan elektroterapeutik	705	736	179	186	184

2023		2022		2023		Group Description/Period
Q4	Q1	Q2	Q3	(Jan. - Okt.)	(Jan. - Okt.)	
946	914	932	952	3,083	3,125	Manufacture of non-metallic mineral products n.e.c. Manufacture of refractory mortars and concretes
81	75	80	81	257	263	Manufacture of non-refractory ceramic
41	37	35	37	143	121	Manufacture of other porcelain and ceramic products
71	73	75	73	230	244	Manufacture of hydraulic cement
185	175	173	177	616	585	Manufacture of ready-mix and dry-mix concrete and mortars
						Manufacture of precast concrete, cement or artificial stone articles for use in construction
324	319	330	341	1,062	1,105	Manufacture of prefabricated structural components for building or civil engineering of cement, concrete or artificial stone
						Manufacture of other articles of concrete, cement and plaster n.e.c.
142	141	141	146	443	481	Manufacture of other non-metallic mineral products n.e.c.
103	95	99	97	333	325	Other industry
597	631	596	569	1,961	1,987	Manufacture of basic iron and steel
358	394	363	347	1,153	1,221	Manufacture of basic precious and other non-ferrous metals
106	103	99	96	345	331	Casting of metals
423	431	427	428	1,358	1,428	Manufacture of structural metal products, tanks, reservoirs , steam generators , weapons and ammunition
						Manufacture of metal doors, windows and their frames, shutters and gates
218	226	224	222	693	745	Manufacture of other structural metal products
155	154	153	157	506	516	Manufacture of tanks, reservoirs and containers of metal
50	51	50	50	159	167	Other industry
1,016	1,063	1,018	1,029	3,295	3,467	Manufacture of other fabricated metal products; metal working service activities
						Forging, pressing, stamping and roll-forming of metal; powder metallurgy
189	185	178	184	626	610	
126	128	124	115	423	403	Treatment and coating of metals; machining
136	134	128	138	382	449	Manufacture of tins and cans for food products, collapsible tubes and boxes
						Manufacture of metal cable, plaited bands and similar articles
263	277	273	277	843	924	Manufacture of bolts, screws, nuts and similar threaded products
						Manufacture of metal household articles
16	16	16	17	54	54	
243	272	249	247	811	855	Manufacture of any other fabricated metal products n.e.c.
43	50	50	52	156	171	Other industry
3,130	3,230	3,122	2,887	10,127	10,223	Manufacture of electronic components and boards
						Manufacture of diodes, transistors and similar semiconductor devices
1,993	2,051	1,995	1,908	6,529	6,594	Manufacture of electronic integrated circuits micro assemblies
						Manufacture of electrical capacitors and resistors
1,020	1,056	1,004	870	3,200	3,236	Manufacture of printed circuit boards
						Manufacture of display components
117	123	123	109	398	394	Manufacture of other components for electronic applications
788	748	746	768	2,469	2,524	Manufacture of computers and peripheral equipment
211	211	198	178	639	646	Manufacture of communication equipment
342	329	311	339	1,114	1,099	Manufacture of consumer electronics
712	629	755	785	1,959	2,431	Manufacture of measuring, testing, navigating and control equipment; watches and clocks
						Manufacture of measuring, testing, navigating and control equipment
666	582	711	736	1,815	2,275	Manufacture of industrial process control equipment
46	47	44	49	144	156	Manufacture of watches and clocks and parts
187	192	194	169	609	610	Manufacture of irradiation, electromedical and electrotherapeutic equipment

Jadual Table **1.6a** : Gaji dan Upah yang Dibayar Sektor Pembuatan Mengikut Kumpulan (samb.)
: *Salaries and Wages Paid of Manufacturing Sector by Group (cont.)*

Kod Kumpulan Group code	Keterangan Kumpulan/Tempoh	2022									
		Jan.	Feb.	Mac	Apr.	Mei	Jun	Jul.	Ogo.	Sep.	Okt.
239	Pembuatan pengeluaran galian bukan logam t.t.t.l.	305	298	309	309	311	311	310	306	311	313
23911	Pembuatan mortar refraktori dan konkrit										
&											
23921	Pembuatan seramik bukan refraktori	24	24	26	25	27	26	27	26	26	26
23930	Pembuatan produk porselin dan seramik lain	14	15	14	14	15	15	14	14	14	14
23941	Pembuatan simen hidraulik	25	22	22	23	24	23	23	22	23	23
23951	Pembuatan konkrit dan mortar siap bancuh dan bancuhan kering	60	58	63	63	61	62	62	63	62	63
23952	Pembuatan konkrit pratuangan, simen atau artikel batu buatan yang digunakan dalam pembinaan;										
&											
23953	Pembuatan komponen struktur pasang siap untuk bangunan atau kejuruteraan awam dari simen, batu atau konkrit buatan	106	105	106	105	107	108	109	105	106	106
&											
23959	Pembuatan artikel konkrit, simen dan plaster lain t.t.t.l.										
23990	Pembuatan produk mineral bukan logam lain t.t.t.l.	45	44	44	41	46	45	43	43	45	46
	Industri lain	31	31	34	39	33	32	33	33	34	34
241 (24101 & 24102 & 24103 & 24104 & 24109)	Pembuatan besi dan keluli asas	208	203	210	202	197	194	184	184	190	190
242 (24201 & 24202 & 24209)	Pembuatan logam asas berharga dan logam bukan ferus lain	126	124	114	110	114	111	110	112	114	116
243	Pengacuan logam	36	36	36	34	34	33	34	34	35	35
251 & 252	Pembuatan produk struktur logam, tangki, takungan, penjana wap, senjata dan peluru	142	136	135	134	136	132	135	132	137	138
25113	Pembuatan pintu, tingkap dan bingkai, penutup tingkap dan pintu pagar daripada logam	75	70	69	69	70	66	67	65	71	70
&											
25119	Pembuatan produk struktur logam lain										
25120	Pembuatan tangki, takungan dan kontena daripada logam	51	51	50	49	50	50	51	51	51	52
	Industri lain	16	16	16	16	16	16	16	16	15	16
259	Pembuatan lain-lain produk yang direka daripada logam; aktiviti perkhidmatan kerja logam	347	337	336	322	329	325	320	323	326	329
25910	Tempaan, tekanan, hentakan dan bentuk gelekkan logam; serbuk metalurgi	65	65	64	63	64	61	60	62	61	61
25920	Rawatan dan penyalutan logam; menggunakan mesin	44	45	43	42	44	44	41	40	40	40
25991	Pembuatan tin untuk produk makanan dan minuman, tiub dan kotak boleh dilipat	38	37	38	36	36	37	37	39	43	43
25992	Pembuatan kabel, plaited bands (jalur/pita berpintal) dan artikel seumpamanya daripada logam	90	87	87	76	84	83	84	83	83	86
&											
25993	Pembuatan bolt, skru, nat dan produk uliran seumpamanya										
25994	Pembuatan barangan rumah daripada logam	5	5	5	5	6	6	6	6	5	5
25999	Pembuatan produk lain yang direka daripada logam t.t.t.l.	84	81	82	81	82	80	79	81	80	80
	Industri lain	22	17	17	18	13	13	13	14	14	14
261	Pembuatan komponen dan papan elektronik	1,058	1,099	1,027	1,015	1,007	1,002	958	963	1,001	997
26101	Pembuatan diod, transistor dan alatan semikonduktor yang seumpamanya										
&											
26102	Pembuatan litar elektronik bersepadu dengan pemasangan mikro	677	689	661	656	650	667	623	627	642	639
26103	Pembuatan kapasitor dan perintang elektrik										
&											
26104	Pembuatan papan litar bercetak	340	370	323	317	316	297	298	299	321	320
&											
26105	Pembuatan komponen paparan										
26109	Pembuatan komponen lain untuk aplikasi elektronik	41	40	43	42	41	38	38	38	38	38
262 (26201 & 26202)	Pembuatan komputer dan kelengkapan peranti	250	241	251	243	249	248	235	239	259	255
263/ 26300	Pembuatan peralatan komunikasi	65	64	65	73	61	62	61	64	62	62
264/ 26400	Pembuatan peralatan elektronik pengguna	115	109	106	108	107	111	107	120	115	115
265	Pembuatan kelengkapan mengukur, menguji, memandu arah dan kawalan; jam tangan dan jam	165	168	188	179	193	211	202	214	218	221
26511	Pembuatan kelengkapan mengukur, menguji, memandu arah dan kawalan										
&											
26512	Pembuatan kelengkapan kawalan proses perindustrian	149	154	174	166	179	197	188	200	203	206
26520	Pembuatan jam tangan dan jam dan bahagiannya	16	14	14	13	14	14	14	15	15	15
266/ 26600	Pembuatan peralatan penyinaran, perubatan elektro dan elektroterapeutik	58	58	62	61	62	63	62	61	61	60

2023												Group Description/Period
Nov.	Dis.	Jan.	Feb.	Mac	Apr.	Mei	Jun	Jul.	Ogo.	Sep.	Okt.	
313	321	312	298	305	304	314	314	313	314	325	326	Manufacture of non-metallic mineral products n.e.c.
26	28	25	24	26	26	27	28	27	27	27	27	Manufacture of refractory mortars and concretes
14	14	15	11	11	11	12	12	12	12	12	12	Manufacture of non-refractory ceramic
23	25	26	24	24	24	26	25	25	24	24	23	Manufacture of other porcelain and ceramic products
59	62	59	58	58	57	58	58	58	58	61	60	Manufacture of hydraulic cement
												Manufacture of ready-mix and dry-mix concrete and mortars
												Manufacture of precast concrete, cement or artificial stone articles for use in construction
112	106	109	103	107	107	112	111	114	112	115	116	Manufacture of prefabricated structural components for building or civil engineering of cement, concrete or artificial stone
												Manufacture of other articles of concrete, cement and plaster n.e.c.
45	51	46	47	47	44	49	48	46	49	51	53	Manufacture of other non-metallic mineral products n.e.c.
34	35	32	31	32	34	32	32	32	32	33	34	Other industry
191	216	215	207	208	202	201	194	188	189	192	191	Manufacture of basic iron and steel
116	126	131	135	128	121	122	119	117	114	116	118	Manufacture of basic precious and other non-ferrous metals
35	36	36	33	34	33	33	33	31	32	33	33	Casting of metals
141	144	144	143	144	141	144	142	143	143	142	141	Manufacture of structural metal products, tanks, reservoirs, steam generators, weapons and ammunition
72	76	75	75	77	74	76	74	75	74	73	72	Manufacture of metal doors, windows and their frames, shutters and gates
52	51	52	51	51	51	52	51	52	52	53	52	Manufacture of other structural metal products
17	17	17	17	17	17	17	16	16	17	17	17	Manufacture of tanks, reservoirs and containers of metal
332	355	354	358	351	337	344	337	336	342	352	357	Manufacture of other fabricated metal products; metal working service activities
60	68	63	62	60	60	61	58	60	62	63	63	Forging, pressing, stamping and roll-forming of metal; powder metallurgy
41	45	43	44	42	41	41	41	41	37	37	37	Treatment and coating of metals; machining
46	47	46	45	44	42	43	43	43	46	49	50	Manufacture of tins and cans for food products, collapsible tubes and boxes
86	91	90	94	93	88	93	92	91	91	94	97	Manufacture of metal cable, plaited bands and similar articles
5	5	5	5	5	5	5	5	6	6	6	6	Manufacture of bolts, screws, nuts and similar threaded products
79	83	93	91	89	83	84	82	79	83	85	87	Manufacture of metal household articles
14	16	15	18	18	18	16	16	16	17	18	19	Manufacture of any other fabricated metal products n.e.c.
990	1,144	1,055	1,103	1,073	1,046	1,046	1,029	942	957	988	985	Manufacture of electronic components and boards
631	723	668	688	695	678	656	661	626	638	644	640	Manufacture of diodes, transistors and similar semiconductor devices
												Manufacture of electronic integrated circuits micro assemblies
												Manufacture of electrical capacitors and resistors
321	379	346	374	336	327	350	328	277	285	307	306	Manufacture of printed circuit boards
												Manufacture of display components
38	41	41	41	42	41	41	41	39	34	37	38	Manufacture of other components for electronic applications
243	290	252	259	237	248	262	236	251	250	267	263	Manufacture of computers and peripheral equipment
77	72	72	69	70	67	64	67	56	62	60	59	Manufacture of communication equipment
115	113	113	104	112	101	104	106	105	112	121	121	Manufacture of consumer electronics
234	257	200	208	222	231	253	271	261	260	264	262	Manufacture of measuring, testing, navigating and control equipment; watches and clocks
219	241	184	193	206	217	238	257	244	244	248	246	Manufacture of measuring, testing, navigating and control equipment
												Manufacture of industrial process control equipment
15	16	16	15	15	15	15	14	17	16	16	16	Manufacture of watches and clocks and parts
59	68	63	66	64	67	64	63	58	56	56	56	Manufacture of irradiation, electromedical and electrotherapeutic equipment

Jadual Table **1.6a** : Gaji dan Upah yang Dibayar Sektor Pembuatan Mengikut Kumpulan
: *Salaries and Wages Paid of Manufacturing Sector by Group*

Kod Kumpulan Group code	Keterangan Kumpulan/Tempoh	2021	2022	2022		
				Q1	Q2	Q3
267 (26701 & 26702) & 268 (26800)	Pembuatan peralatan optikal, kelengkapan fotografi, media magnetik dan optikal	395	500	121	130	125
271	Pembuatan motor elektrik, penjana, transformer dan perkakasan pengagihan dan pengawalan elektrik	1,298	1,246	328	289	313
	27101 Pembuatan motor elektrik, penjana dan transformer	450	474	113	118	123
	27102 Pembuatan perkakasan pengagihan dan pengawalan elektrik	847	772	215	171	190
272/ 27200	Pembuatan bateri dan akumulator	438	481	117	114	121
273	Pembuatan pendawaian dan peranti pendawaian	1,003	1,133	273	273	292
	27310 Pembuatan kabel gentian optikal	67	84	18	18	22
	27320 Pembuatan wayar dan kabel elektronik dan elektrik lain	898	1,011	244	245	260
	27330 Pembuatan alatan pendawaian pembawa dan bukan pembawa arus untuk litar elektrik (tanpa mengira jenis bahan)	38	39	11	10	10
274/ 27400	Pembuatan kelengkapan pencahayaan elektrik	221	248	62	55	64
275/ 27500	Pembuatan perkakasan domestik	574	436	124	118	105
279/ 27900	Pembuatan kelengkapan elektrik lain	299	395	89	91	99
281 & 282	Pembuatan jentera kegunaan umum dan kegunaan khas	4,292	4,424	1,123	1,070	1,083
	28120 Pembuatan alat-alat kuasa bendalir &	340	348	84	83	87
	28130 Pembuatan pam, pemampat, kepala paip dan injap lain					
	28180 Pembuatan alatan tangan yang menggunakan kuasa dilengkapkan dengan motor elektrik atau bukan motor elektrik atau pneumatik &	918	919	229	220	229
	28220 Pembuatan jentera pembentukan logam dan alatan mesin					
	28192 Pembuatan mesin penyaman udara, termasuk untuk kenderaan bermotor	689	743	180	172	189
	28290 Pembuatan lain-lain mesin bertujuan khas t.t.t.l. Industri lain	554 1,790	525 1,889	149 482	129 466	117 461
291 (29101 & 29102)	Pembuatan kenderaan bermotor	1,057	1,152	286	290	281
292/ 29200	Pembuatan kerangka (<i>coachwork</i>) untuk kenderaan bermotor; pembuatan treler dan semi treler	283	344	77	87	89
293/ 29300	Pembuatan alat ganti dan aksesori untuk kenderaan bermotor	2,071	2,030	509	512	492
301 (30110 & 30120)	Pembinaan kapal dan bot	285	281	74	70	67
302, 303, 304 & 309	Pembuatan lokomotif keretapi, <i>rolling stock</i> , kapal angkasa dan udara, jentera berkaitan, kenderaan tempur ketenteraan, dan kelengkapan pengangkutan t.t.t.l.	810	861	215	219	214
	30910 Pembuatan motosikal	482	534	134	139	134
	30920 Pembuatan basikal dan invalid carriages Industri lain	132 195	121 206	30 51	29 51	30 50
310	Pembuatan perabot	2,425	2,556	658	629	622
	31001 Pembuatan perabot kayu dan rotan Industri lain	1,852 573	2,025 530	517 141	493 136	497 126
321 (32110 & 32120)	Pembuatan barang kemas, <i>bijouterie</i> dan artikel berkaitan	250	261	68	63	62
322, 325 & 329	Pembuatan instrumen muzik, peralatan dan bekalan perubatan dan pergigian dan pembuatan lain t.t.t.l.	721	732	185	180	184
	32901 Pembuatan alat tulis Industri lain	151 570	153 579	39 146	39 141	38 145
323/ 32300	Pembuatan barangan sukan	71	71	18	17	17
324/ 32400	Pembuatan permainan dan mainan	184	236	54	54	63
331 & 332	Pembaikan pemasangan produk logam, jentera, kelengkapan dan pemasangan jentera perindustrian dan kelengkapan	1,260	1,319	334	331	312
	33150 Pembaikan dan penyelenggaraan kelengkapan pengangkutan kecuali motosikal dan basikal Industri lain	268 992	275 1,043	69 265	68 263	63 249
Jumlah Pembuatan		89,830	94,528	23,513	23,318	23,364

2023		2022		2023		Group Description/Period
Q4	Q1	Q2	Q3	(Jan. - Okt.)	(Jan. - Okt.)	
124	124	122	123	415	411	Manufacture of optical instruments, photographic equipment, magnetic and optical media
317	322	300	309	1,031	1,031	Manufacture of electric motors, generators, transformers and electricity distribution and control apparatus
120	116	118	126	394	403	Manufacture of electric motors, generators and transformers
196	207	181	183	637	628	Manufacture of electricity distribution and control apparatus
129	135	132	141	394	455	Manufacture of batteries and accumulators
295	278	269	274	939	908	Manufacture of wiring and wiring devices
24	21	23	24	67	77	Manufacture of fibre optic cables
261	250	238	241	839	805	Manufacture of other electronic and electric wires and cables
9	8	8	8	33	26	Manufacture of current-carrying and non current-carrying wiring devices for electrical circuits regardless of material
66	61	54	66	203	203	Manufacture of electric lighting equipment
89	94	98	106	377	330	Manufacture of domestic appliances
115	116	104	107	315	365	Manufacture of other electrical equipment
1,149	1,148	1,080	1,084	3,647	3,682	Manufacture of general-purpose and special-purpose machinery
94	85	89	91	283	295	Manufacture of fluid power equipment
242	221	220	224	759	740	Manufacture of other pumps, compressors, taps and valves
202	185	151	147	603	532	Manufacture of power-driven hand tools with self-contained electric or non-electric motor or pneumatic drives
130	142	134	118	435	433	Manufacture of metal-forming machinery and machine tools
480	515	486	505	1,566	1,682	Manufacture of air-conditioning machines, including for motor vehicles
295	270	274	279	951	915	Manufacture of other special-purpose machinery n.e.c.
92	97	92	102	282	327	Other industry
517	511	547	518	1,680	1,750	Manufacture of motor vehicles
69	77	75	76	235	255	Manufacture of bodies (coachwork) for motor vehicles; manufacture of trailers and semi-trailers
213	220	218	209	720	719	Manufacture of parts and accessories for motor vehicles
128	133	135	132	451	446	Building of ships and boats
32	31	30	24	100	91	Manufacture of railway locomotives, rolling stock, air and spacecraft, related machinery, military fighting vehicles and transport equipment n.e.c
54	56	54	53	170	181	Manufacture of motorcycles
647	683	655	660	2,122	2,223	Manufacture of bicycles and invalid carriages
519	553	537	540	1,678	1,814	Manufacture of furniture
128	130	118	120	444	410	Manufacture of wooden and cane furniture
69	67	60	61	213	210	Other industry
183	179	180	185	610	607	Manufacture of jewellery, bijouterie and related articles
37	37	36	39	129	123	Manufacture of musical instruments, medical and dental instruments and supplies and other manufacturing n.e.c.
146	142	144	146	481	483	Manufacture of stationery
19	19	18	16	59	58	Other industry
65	63	66	66	191	217	Manufacture of sports goods
342	359	355	338	1,086	1,166	Manufacture of games and toys
76	80	76	69	222	250	Repair of fabricated metal products, machinery and equipment and installation of industrial machinery and equipment
267	279	279	269	864	916	Repair and maintenance of transport equipment except motorcycles and bicycles
						Other industry
24,332	24,517	24,165	24,068	78,077	80,896	Total Manufacturing

Jadual Table **1.6a** : Gaji dan Upah yang Dibayar Sektor Pembuatan Mengikut Kumpulan (samb.)
: *Salaries and Wages Paid of Manufacturing Sector by Group (cont.)*

Kod Kumpulan Group code	Keterangan Kumpulan/Tempoh	2022									
		Jan.	Feb.	Mac	Apr.	Mei	Jun	Jul.	Ogo.	Sep.	Okt.
267 (26701 & 26702) & 268 (26800)	Pembuatan peralatan optikal, kelengkapan fotografi, media magnetik dan	35	35	50	43	42	45	43	41	40	40
271	Pembuatan motor elektrik, penjana, transformer dan perkakasan pengagihan dan pengawalan elektrik	115	110	102	90	98	101	103	106	104	102
27101	Pembuatan motor elektrik, penjana dan transformer	40	37	36	37	40	41	41	42	41	41
27102	Pembuatan perkakasan pengagihan dan pengawalan elektrik	75	74	67	53	58	60	62	64	63	61
272/ 27200	Pembuatan bateri dan akumulator	39	40	38	36	39	38	39	41	41	42
273	Pembuatan pendawaian dan peranti pendawaian	93	91	89	86	93	94	95	98	98	100
27310	Pembuatan kabel gentian optikal	6	6	6	6	6	6	7	7	8	8
27320	Pembuatan wayar dan kabel elektronik dan elektrik lain	83	81	80	77	83	85	85	88	87	89
27330	Pembuatan alatan pendawaian pembawa dan bukan pembawa arus untuk litar elektrik (tanpa mengira jenis bahan)	3	4	3	3	3	3	3	3	3	3
274/ 27400	Pembuatan kelengkapan pencahayaan elektrik	23	21	18	17	18	21	21	22	22	21
275/ 27500	Pembuatan perkakasan domestik	42	41	40	33	43	43	39	36	31	30
279/ 27900	Pembuatan kelengkapan elektrik lain	30	29	30	30	30	31	31	31	37	36
281 & 282	Pembuatan jentera kegunaan umum dan kegunaan khas	386	383	354	359	359	351	353	363	366	372
28120	Pembuatan alat-alat kuasa bendalir	29	27	28	28	28	27	28	29	29	30
28130	Pembuatan pam, pemampat, kepala paip dan injap lain	77	81	70	73	74	73	74	77	78	81
28180	Pembuatan alatan tangan yang menggunakan kuasa dilengkapkan dengan motor elektrik atau bukan motor elektrik atau pneumatik	77	81	70	73	74	73	74	77	78	81
28220	Pembuatan jentera pembentukan logam dan alatan mesin	57	60	63	57	58	58	61	65	63	62
28192	Pembuatan mesin penyaman udara, termasuk untuk kenderaan bermotor	53	53	43	46	42	41	39	39	39	41
28290	Pembuatan lain-lain mesin bertujuan khas t.t.t.l. Industri lain	171	161	150	156	158	152	152	153	157	158
291 (29101 & 29102)	Pembuatan kenderaan bermotor	96	98	91	97	97	97	92	97	92	94
292/ 29200	Pembuatan kerangka (coachwork) untuk kenderaan bermotor; pembuatan treler dan semi treler	24	25	28	29	29	29	29	29	31	30
293/ 29300	Pembuatan alat ganti dan aksesori untuk kenderaan bermotor	169	173	168	174	168	170	162	163	167	167
301 (30110 & 30120)	Pembinaan kapal dan bot	23	23	28	24	23	23	22	22	23	23
302, 303, 304 & 309	Pembuatan lokomotif keretapi, rolling stock, kapal angkasa dan udara, jentera berkaitan, kenderaan tempur ketenteraan, dan kelengkapan pengangkutan t.t.t.l.	69	72	74	73	74	72	71	70	73	73
30910	Pembuatan motosikal	43	44	47	46	47	45	44	44	45	45
30920	Pembuatan basikal dan invalid carriages Industri lain	10	10	10	10	10	10	10	10	10	10
310	Pembuatan perabot	222	218	217	211	212	205	203	204	214	213
31001	Pembuatan perabot kayu dan rotan Industri lain	175	171	171	165	167	161	161	163	172	171
321 (32110 & 32120)	Pembuatan barang kemas, bijouterie dan artikel berkaitan	48	47	46	46	46	44	42	42	42	42
322, 325 & 329	Pembuatan instrumen muzik, peralatan dan bekalan perubatan dan pergigian dan pembuatan lain t.t.t.l.	24	23	21	21	21	21	21	21	21	21
32901	Pembuatan alat tulis Industri lain	62	62	61	60	60	61	60	62	62	60
323/ 32300	Pembuatan barangan sukan	13	13	13	13	13	13	13	13	12	12
324/ 32400	Pembuatan permainan dan mainan	49	49	48	47	47	48	47	49	50	48
331 & 332	Pembaikan pemasangan produk logam, jentera, kelengkapan dan pemasangan jentera perindustrian dan kelengkapan	6	6	6	6	6	6	6	6	6	6
33150	Pembaikan dan penyelenggaraan kelengkapan pengangkutan kecuali motosikal dan basikal Industri lain	18	18	18	18	18	19	20	21	22	20
33150	Pembaikan dan penyelenggaraan kelengkapan pengangkutan kecuali motosikal dan basikal Industri lain	111	110	113	115	110	106	104	103	104	110
		22	23	24	24	22	22	20	21	22	22
		89	87	89	91	87	84	84	82	82	87
Jumlah Pembuatan		7,865	7,805	7,843	7,715	7,787	7,816	7,709	7,771	7,885	7,881

2023												Group Description/Period
Nov.	Dis.	Jan.	Feb.	Mac	Apr.	Mei	Jun	Jul.	Ogo.	Sep.	Okt.	
39	45	41	40	44	41	39	42	40	41	42	42	Manufacture of optical instruments, photographic equipment, magnetic and optical media
101	113	111	104	107	97	101	102	104	103	102	100	Manufacture of electric motors, generators, transformers and electricity distribution and control apparatus
39	40	42	37	36	38	40	41	40	42	43	44	<i>Manufacture of electric motors, generators and transformers</i>
62	73	69	67	70	59	62	61	64	61	59	56	<i>Manufacture of electricity distribution and control apparatus</i>
43	45	43	46	45	42	47	43	46	47	48	48	Manufacture of batteries and accumulators
94	100	95	94	89	84	90	95	91	92	90	87	Manufacture of wiring and wiring devices
8	9	7	7	7	7	8	8	8	8	8	8	<i>Manufacture of fibre optic cables</i>
83	88	85	85	80	75	79	85	80	82	79	76	<i>Manufacture of other electronic and electric wires and cables</i>
3	2	3	3	3	2	3	3	3	3	3	3	<i>Manufacture of current -carrying and non current-carrying wiring devices for electrical circuits regardless of material</i>
22	23	22	21	18	17	18	19	21	23	22	22	Manufacture of electric lighting equipment
29	30	30	32	31	25	36	36	36	36	34	33	Manufacture of domestic appliances
36	43	40	39	37	33	34	37	35	35	37	38	Manufacture of other electrical equipment
366	411	393	384	371	363	360	357	354	363	367	370	Manufacture of general-purpose and special-purpose machinery
29	36	28	28	28	29	30	30	30	31	30	31	<i>Manufacture of fluid power equipment</i>
78	82	75	72	75	72	74	74	73	75	76	75	<i>Manufacture of other pumps, compressors, taps and valves</i>
64	75	60	63	61	51	50	50	49	48	49	49	<i>Manufacture of power-driven hand tools with self-contained electric or non-electric motor or pneumatic drives</i>
41	49	49	49	44	45	45	45	44	36	37	39	<i>Manufacture of metal-forming machinery and machine tools</i>
154	169	181	172	162	166	162	158	158	173	175	177	<i>Manufacture of air-conditioning machines, including for motor vehicles</i>
93	109	92	93	85	90	92	92	91	94	93	93	<i>Manufacture of other special-purpose machinery n.e.c.</i>
30	32	33	33	30	30	31	31	31	35	36	36	<i>Other industry</i>
168	182	166	171	174	181	184	183	175	171	172	173	Manufacture of motor vehicles
23	23	24	24	29	24	26	25	25	25	26	26	Manufacture of bodies (coachwork) for motor vehicles; manufacture of trailers and semi-trailers
70	71	72	74	74	74	74	71	71	68	70	72	Manufacture of parts and accessories for motor vehicles
41	42	43	45	45	46	46	43	43	43	46	47	Building of ships and boats
11	11	10	10	11	10	10	10	9	7	7	7	<i>Manufacture of railway locomotives, rolling stock, air and spacecraft, related machinery, military fighting vehicles and transport equipment n.e.c</i>
18	18	19	18	19	18	19	18	19	17	17	18	<i>Manufacture of motorcycles</i>
213	221	233	225	224	217	223	215	216	218	226	226	<i>Manufacture of bicycles and invalid carriages</i>
171	177	190	182	181	174	185	178	177	178	185	184	<i>Other industry</i>
42	44	44	43	43	43	38	37	39	40	41	42	Manufacture of furniture
21	27	23	22	22	22	20	18	20	20	21	21	<i>Manufacture of wooden and cane furniture</i>
60	63	61	60	58	58	62	60	60	62	63	63	<i>Other industry</i>
12	12	12	13	12	12	12	12	12	13	13	12	Manufacture of jewellery, bijouterie and related articles
48	50	49	47	46	46	50	48	48	48	50	51	<i>Manufacture of musical instruments, medical and dental instruments and supplies and other manufacturing n.e.c.</i>
6	6	6	6	6	6	6	6	6	5	5	5	<i>Manufacture of stationery</i>
21	24	21	21	22	20	22	23	21	22	23	22	<i>Other industry</i>
114	119	119	120	120	122	119	115	113	113	113	113	Manufacture of sports goods
26	27	26	28	26	26	25	25	23	23	23	24	Manufacture of games and toys
88	91	93	92	93	96	94	90	90	90	89	89	Repair of fabricated metal products, machinery and equipment and installation of industrial machinery and equipment
												<i>Repair and maintenance of transport equipment except motorcycles and bicycles</i>
												<i>Other industry</i>
7,890	8,562	8,183	8,164	8,170	8,017	8,100	8,049	7,932	8,001	8,135	8,146	Total Manufacturing

Jadual **1.6b** : Gaji dan Upah yang Dibayar Sektor Pembuatan Mengikut Kumpulan: Perubahan Peratusan Tahunan
 Table : *Salaries and Wages Paid of Manufacturing Sector by Group: Annual Percentage Change*

Kod Kumpulan Group code	Keterangan Kumpulan/Tempoh	2021	2022	2022		
				Q1	Q2	Q3
101	Pemprosesan dan pengawetan daging	3.6	1.8	-0.4	-2.2	1.0
102	Pemprosesan dan pengawetan ikan, krustasea dan moluska	2.8	-1.7	-5.1	-4.3	-1.1
	10201 Pengetinan ikan, krustasea dan moluska					
	&	2.4	-3.0	-6.6	-6.4	-2.8
	10202 Pemprosesan dan pengawetan ikan, krustasea dan moluska					
	Industri lain	4.6	3.6	1.6	5.0	6.0
103	Pemprosesan dan pengawetan buah-buahan dan sayur - sayuran	4.5	8.8	3.1	5.3	11.8
	10303 Pengetinan nanas					
	&	-17.2	-25.2	-46.9	-41.9	-6.6
	10304 Pembuatan jem, marmalad dan sajian jeli					
	Industri lain	7.1	12.0	8.9	10.7	13.3
104	Pembuatan minyak dan lemak daripada sayuran dan haiwan	-0.1	6.6	5.8	5.2	7.4
	10404 Pembuatan minyak sayuran mentah dan bertapis					
	&	5.6	6.9	3.2	7.2	10.0
	10406 Pembuatan sebatian lemak masakan					
	10405 Pembuatan minyak kelapa	-19.0	-2.9	-15.3	-6.2	9.5
	Industri lain	0.4	7.0	7.0	5.6	7.1
105	Pembuatan produk tenusu	9.9	8.9	11.4	11.0	8.5
	10502 Pembuatan susu pekat, tepung dan sejat	11.7	10.0	12.5	12.3	10.2
	Industri lain	-1.7	0.8	3.9	2.3	-3.4
106	Pembuatan produk bijian, kanji dan produk berkanji	5.3	1.0	0.7	1.9	1.6
	10611 Pengilangan beras	1.9	1.3	2.6	3.2	0.7
	10613 Pengilangan tepung	8.8	0.7	-1.2	1.6	2.9
	Industri lain	7.3	0.6	0.04	-4.6	-0.5
107	Pembuatan produk makanan lain	2.6	9.8	8.5	9.5	10.5
	10711 Pembuatan biskut dan cookies	6.0	17.0	17.1	23.3	18.0
	10712 Pembuatan roti, kek dan produk bakeri lain	-6.8	-0.1	-3.9	-1.8	1.3
	10713 Pembuatan produk snek	7.4	13.5	9.8	10.6	16.6
	10721 Pembuatan gula	-9.9	7.3	16.0	14.0	7.5
	10731 Pembuatan produk koko	-16.2	13.2	27.8	9.3	10.3
	10732 Pembuatan coklat dan produk coklat					
	&	-1.6	15.6	14.7	13.4	16.5
	10733 Pembuatan konfeksi gula					
	10793 Pembuatan sos dan bahan perasa	4.8	1.6	5.2	7.2	-0.4
	10799 Pembuatan produk makanan lain t.t.t.l.	17.7	26.4	23.7	21.3	28.6
	Industri lain	8.6	10.3	8.3	10.2	10.7
108/ 10800	Pembuatan makanan haiwan tersedia	3.3	1.5	1.8	1.6	0.5
110	Pembuatan minuman ringan	-5.4	4.8	1.0	5.5	6.8
	11041 Pembuatan minuman ringan	-3.4	9.0	4.9	10.1	10.6
	11042 Pengeluaran air mineral semulajadi dan minuman lain yang dibotolkan	-0.3	-0.8	0.8	-1.2	0.2
	Industri lain	-30.6	-15.2	-26.8	-12.5	-6.1
120/ 12000	Pembuatan produk tembakau	-2.4	2.6	0.8	1.8	3.9
131	Pemintalan, penenunan dan penyiapan tekstil	-2.2	7.8	6.6	7.1	11.9
	13110 Penyediaan dan pemintalan gentian tekstil					
	&	-0.4	7.2	5.5	4.0	11.6
	13120 Penenunan tekstil					
	13132 Pewarnaan, pelunturan, percetakan dan penyiapan akhir benang dan fabrik	-6.5	9.5	10.0	14.4	13.4
	Industri lain	3.9	1.5	-0.3	5.8	2.7
139	Pembuatan tekstil lain	1.0	-2.9	-3.2	-3.8	-2.8
	13910 Pembuatan fabrik dikait dan dikrusye	-4.1	-12.6	-4.0	-14.0	-16.9
	Industri lain	3.8	2.0	-2.8	1.3	4.5
141	Pembuatan pakaian, kecuali pakaian berbulu	-15.7	5.9	3.8	5.8	7.4
	14102 Pembuatan pakaian	-19.4	3.2	2.4	3.4	1.4
	Industri lain	-6.0	12.1	6.9	10.7	22.2
142 & 143	Pembuatan artikel daripada kulit bulu dan pakaian yang dikait dan dikrusye	-16.1	1.9	-3.8	2.7	10.3
151 (15110 & 15120)	Penyamakan dan pembersihan kulit, pembuatan bagasi, beg tangan, pelana dan abah-abah pembersihan dan pewarnaan bulu	-0.3	1.5	-0.5	-0.9	5.6
152	Pembuatan kasut	-2.3	7.6	5.9	9.6	11.8
	15201 Pembuatan kasut kulit					
	&	-2.1	9.1	6.9	12.0	14.8
	15203 Pembuatan kasut getah					
	Industri lain	-3.0	3.7	3.5	4.0	4.7
161/ 16100	Pengilangan dan pengetaman kayu	-1.3	-5.0	-1.5	-0.5	-7.0

2023		2022		2023		Group Description/Period
Q4	Q1	Q2	Q3	(Jan. - Okt.)	(Jan. - Okt.)	
8.3	17.2	22.0	21.7	-0.1	20.7	Processing and preserving of meat
3.8	6.0	6.6	7.8	-2.8	6.5	Processing and preserving of fish, crustaceans and molluscs
4.3	8.3	8.7	10.7	-4.5	8.7	Canning of fish, crustaceans and molluscs
1.7	-3.0	-1.7	-3.1	4.5	-2.1	Processing, curing and preserving of fish, crustacean and molluscs
15.6	18.5	23.8	16.8	7.5	19.2	Processing and preserving of fruits and vegetable
24.4	56.6	54.8	29.4	-31.4	43.5	Pineapple canning
15.1	16.4	22.0	15.9	11.4	17.7	Manufacture of jams, marmalades and table jellies
8.0	8.5	7.8	7.8	6.2	8.2	Manufacture of vegetable and animal oils and fats
7.0	5.5	1.9	-6.1	6.7	0.4	Manufacture of crude and refined vegetable oil
5.4	11.5	11.2	34.0	-4.3	20.6	Manufacture of compound cooking fats
8.2	8.7	8.2	8.1	6.5	8.4	Manufacture of coconut oil
4.5	1.8	2.3	3.6	9.7	3.2	Manufacture of dairy products
5.1	2.3	2.8	1.9	11.0	2.9	Manufacture of condensed, powdered and evaporated milk
0.0	-1.6	-1.7	18.4	0.8	5.7	Other industry
-0.2	2.7	6.1	3.4	1.0	4.1	Manufacture of grain mill products, starches and starch products
-1.2	6.0	5.5	4.2	1.6	5.0	Rice milling
-0.3	-0.7	7.1	3.2	0.8	3.7	Flour milling
7.7	1.7	3.2	-0.8	-1.0	0.8	Other industry
10.5	8.2	5.3	8.5	9.4	7.6	Manufacture of other food products
10.8	12.6	10.9	16.8	18.5	13.8	Manufacture of biscuits and cookies
3.7	9.1	6.5	6.5	-1.1	7.0	Manufacture of bread, cakes and other bakery products
16.9	12.3	3.0	6.0	12.6	7.4	Manufacture of snack products
-7.4	-22.0	-17.3	-10.9	12.6	-16.1	Manufacture of sugar
7.1	-4.8	3.9	12.2	14.6	4.0	Manufacture of cocoa products
17.7	2.4	-7.1	1.1	14.6	-0.1	Manufacture of chocolate and chocolate products
-4.5	9.1	12.3	18.8	2.6	14.5	Manufacture of sugar confectionery
31.4	18.9	15.8	19.0	25.5	17.8	Manufacture of sauces and condiments
12.0	6.4	2.7	4.3	9.6	4.6	Manufacture of other food products n.e.c.
2.2	7.2	6.4	8.1	1.3	7.6	Manufacture of prepared animal feeds
5.8	6.9	8.3	8.5	4.4	8.0	Manufacture of beverages
10.6	11.9	12.6	8.8	8.5	10.6	Manufacture of soft drinks
-3.0	-5.5	-2.1	5.2	-0.2	0.2	Production of natural mineral waters and other bottled waters
-11.5	3.3	1.8	18.0	-16.1	9.7	Other industry
3.9	4.5	8.5	5.2	2.1	5.8	Manufacture of tobacco products
5.7	-4.4	-2.1	-0.3	8.6	-2.3	Spinning, weaving and finishing of textiles
8.0	-4.9	1.5	4.7	7.4	0.3	Preparation and spinning of textile fibres
1.3	-3.6	-9.8	-12.0	12.0	-8.5	Weaving of textiles
-2.0	-1.0	-3.8	10.8	2.3	2.1	Dyeing, bleaching, printing and finishing of yarns and fabrics
-1.7	12.3	16.9	12.8	-3.3	13.9	Manufacture of other textiles
-14.7	-5.4	10.6	6.3	-12.4	3.9	Manufacture of knitted and crocheted fabrics
5.3	20.5	19.6	15.5	1.3	18.2	Other industry
6.8	6.0	8.5	5.6	6.0	6.6	Manufacture of wearing apparel, except fur
5.3	7.7	9.2	5.2	2.6	7.1	Manufacture of clothings
10.4	2.7	7.0	6.4	13.6	5.6	Other industry
-0.3	-5.5	-7.2	1.5	3.3	-2.9	Manufacture of articles of fur, knitted and crocheted apparel
2.0	4.3	8.4	5.1	1.3	5.7	Tanning and dressing of leather; manufacture of luggage, handbags, saddlery and harness; dressing and dyeing of fur
3.6	6.0	6.1	6.9	8.5	6.4	Manufacture of footwear
3.8	5.8	4.6	2.0	10.4	3.8	Manufacture of leather footwear
2.8	6.6	9.9	19.9	4.0	13.1	Manufacture of rubber footwear
-10.4	-2.2	-1.6	3.7	-3.7	0.4	Other industry
						Sawmilling and planing of wood

Jadual **1.6b** : Gaji dan Upah yang Dibayar Sektor Pembuatan Mengikut Kumpulan: Perubahan Peratusan Tahunan (samb.)
 Table : *Salaries and Wages Paid of Manufacturing Sector by Group: Annual Percentage Change (cont.)*

Kod Kumpulan Group code	Keterangan Kumpulan/Tempoh	2022										
		Jan.	Feb.	Mac	Apr.	Mei	Jun	Jul.	Ogo.	Sep.	Okt.	
101	Pemprosesan dan pengawetan daging	4.6	-1.0	-4.8	-4.1	-1.3	-1.1	0.01	1.4	1.6	3.3	
102	Pemprosesan dan pengawetan ikan, krustasea dan moluska	-4.9	-4.4	-5.9	-4.5	-5.0	-3.3	-3.0	-0.1	-0.1	3.7	
	10201 Pengetinan ikan, krustasea dan moluska &											
	10202 Pemprosesan dan pengawetan ikan, krustasea dan moluska Industri lain	-6.2	-5.8	-7.9	-6.4	-7.7	-5.0	-4.7	-1.3	-2.4	2.8	
		0.4	1.5	2.9	3.5	7.1	4.5	4.2	4.5	9.6	7.3	
103	Pemprosesan dan pengawetan buah-buahan dan sayur - sayuran	2.1	3.5	3.7	3.7	6.3	6.1	7.3	14.6	13.9	15.6	
	10303 Pengetinan nanas &											
	10304 Pembuatan jem, marmalad dan sajian jeli Industri lain	-51.1	-45.6	-43.8	-44.7	-41.5	-39.7	-36.8	24.4	21.3	21.3	
		8.4	9.5	8.8	8.9	11.7	11.4	12.4	14.1	13.5	15.3	
104	Pembuatan minyak dan lemak daripada sayuran dan haiwan	6.4	6.5	4.5	2.9	4.9	8.0	5.4	12.4	4.8	6.2	
	10404 Pembuatan minyak sayuran mentah dan bertapis &											
	10406 Pembuatan sebatian lemak masakan	3.0	3.5	3.1	3.6	7.1	11.1	14.5	8.4	7.3	5.5	
	10405 Pembuatan minyak kelapa Industri lain	-15.6	-14.0	-16.3	-13.6	-12.6	11.3	11.1	12.3	5.3	5.2	
		7.7	7.7	5.6	3.6	5.5	7.6	4.5	12.8	4.6	6.3	
105	Pembuatan produk tenusu	11.7	12.2	10.4	11.3	12.6	9.0	9.0	8.7	7.9	4.5	
	10502 Pembuatan susu pekat, tepung dan sejat Industri lain	12.6	13.4	11.4	12.6	14.3	9.9	10.2	10.3	10.0	5.2	
		5.2	3.1	3.3	2.5	1.2	3.3	-0.2	-3.1	-6.8	-0.5	
106	Pembuatan produk bijian, kanji dan produk berkanji	1.7	-0.2	0.6	3.9	0.3	1.5	1.8	5.6	-2.6	-2.1	
	10611 Pengilangan beras	3.7	1.9	2.1	3.7	1.1	5.0	2.2	3.4	-3.4	-3.1	
	10613 Pengilangan tepung Industri lain	-0.3	-2.6	-0.6	4.9	0.3	-0.4	2.6	8.6	-2.6	-2.1	
		0.4	1.4	-1.7	-0.6	-4.6	-8.7	-6.3	2.0	3.6	5.7	
107	Pembuatan produk makanan lain	8.3	7.3	9.9	7.1	8.4	13.1	11.4	11.4	8.7	8.4	
	10711 Pembuatan biskut dan cookies	17.6	16.0	17.5	20.6	22.9	26.4	19.3	19.5	15.5	10.9	
	10712 Pembuatan roti, kek dan produk bakeri lain	-1.6	-5.2	-4.8	-3.3	-2.2	0.2	-1.0	-0.9	5.7	1.4	
	10713 Pembuatan produk snek	13.4	7.8	8.2	6.4	8.6	16.9	18.1	16.3	15.3	15.2	
	10721 Pembuatan gula	4.4	19.2	25.3	12.6	16.9	12.4	6.8	9.7	6.1	13.5	
	10731 Pembuatan produk koko	35.0	20.3	28.6	6.6	10.9	11.3	12.4	12.5	6.5	7.6	
	10732 Pembuatan coklat dan produk coklat &											
	10733 Pembuatan konfeksi gula	10.0	12.6	21.0	10.7	11.7	17.9	19.0	19.5	11.3	12.1	
	10793 Pembuatan sos dan bahan perasa	4.1	3.1	8.6	2.6	4.3	15.1	12.7	4.5	-14.4	-8.3	
	10799 Pembuatan produk makanan lain t.t.t.l. Industri lain	22.6	23.5	25.1	17.8	18.1	28.4	23.8	29.6	32.6	33.5	
		7.4	7.8	9.8	8.4	9.8	12.4	11.5	12.4	8.4	8.5	
108/10800	Pembuatan makanan haiwan tersedia	2.1	1.7	1.5	1.1	1.7	2.1	-3.2	3.2	1.7	1.4	
110	Pembuatan minuman ringan	-0.04	2.0	1.2	2.5	5.6	8.9	8.8	7.0	4.8	5.1	
	11041 Pembuatan minuman ringan	2.5	4.7	7.6	9.3	9.6	11.5	10.2	12.3	9.5	9.2	
	11042 Pengeluaran air mineral semulajadi dan minuman lain yang dibotolkan Industri lain	2.4	2.9	-2.6	-3.8	-1.1	1.7	4.5	-2.0	-1.8	-1.2	
		-26.1	-21.9	-32.2	-29.3	-9.6	10.7	11.3	-9.2	-16.2	-13.0	
120/12000	Pembuatan produk tembakau	1.3	0.9	0.3	0.5	0.2	4.8	4.9	4.6	2.3	2.6	
131	Pemintalan, penenunan dan penyiapan tekstil	6.0	6.4	7.5	5.8	5.6	9.9	9.1	12.7	14.1	9.7	
	13110 Penyediaan dan pemintalan gentian tekstil &											
	13120 Penenunan tekstil	3.5	5.4	7.5	4.4	1.7	6.1	4.7	14.6	16.1	11.3	
	13132 Pewarnaan, pelunturan, percetakan dan penyiapan akhir benang dan fabrik Industri lain	12.5	9.3	8.2	9.4	15.5	18.6	18.7	10.6	11.3	7.4	
		-0.1	0.0	-0.7	1.2	2.5	15.6	28.7	-8.3	-5.2	-1.6	
139	Pembuatan tekstil lain	-1.2	-2.5	-5.9	-4.6	-4.7	-2.2	-0.8	-4.5	-3.2	-3.2	
	13910 Pembuatan fabrik dikait dan dikrusye Industri lain	-1.3	-1.0	-9.8	-10.5	-15.5	-15.8	-15.1	-18.4	-17.0	-17.5	
		-1.2	-3.3	-4.0	-1.8	0.8	5.1	6.7	2.8	4.0	4.5	
141	Pembuatan pakaian, kecuali pakaian berbulu	3.3	4.2	4.1	2.9	2.4	13.2	6.5	6.2	9.5	9.2	
	14102 Pembuatan pakaian Industri lain	1.8	2.7	2.7	1.1	-1.3	12.1	0.6	-0.2	3.8	4.1	
		6.5	7.2	7.0	6.7	10.7	15.5	21.0	22.1	23.6	21.5	
142 & 143	Pembuatan artikel daripada kulit bulu dan pakaian yang dikait dan dikrusye	-1.1	-6.9	-3.6	-4.1	2.2	10.5	8.5	13.7	9.1	10.4	
151 (15110 & 15120)	Penyamakan dan pembersihan kulit, pembuatan bagasi, beg tangan, pelana dan abah-abah pembersihan dan pewarnaan bulu	1.9	-1.3	-2.1	-2.7	-2.2	2.5	6.8	6.4	3.9	0.8	
152	Pembuatan kasut	3.4	7.4	7.1	6.9	8.8	13.6	14.6	10.0	11.1	4.3	
	15201 Pembuatan kasut kulit &											
	15203 Pembuatan kasut getah Industri lain	3.7	9.0	8.3	8.2	11.9	16.4	18.9	11.5	14.5	4.5	
		2.7	3.5	4.1	3.9	1.4	6.9	4.8	6.5	3.0	3.9	
161/16100	Pengilangan dan pengetaman kayu	-1.3	-1.8	-1.5	-2.3	-1.7	2.6	-5.4	-5.7	-9.6	-9.9	

2023												Group Description/Period
Nov.	Dis.	Jan.	Feb.	Mac	Apr.	Mei	Jun	Jul.	Ogo.	Sep.	Okt.	
3.5	17.7	16.1	17.3	18.5	20.9	21.0	24.0	20.0	20.7	24.3	24.2	Processing and preserving of meat
4.9	2.9	3.6	7.2	7.3	4.6	7.4	7.9	7.6	7.5	8.3	3.9	Processing and preserving of fish, crustaceans and molluscs
												<i>Canning of fish, crustaceans and molluscs</i>
5.5	4.7	5.7	8.8	10.4	6.5	10.5	9.1	11.2	10.6	10.4	4.3	<i>Processing, curing and preserving of fish, crustacean and molluscs</i>
2.3	-4.5	-5.0	0.9	-4.7	-2.9	-4.5	2.6	-5.9	-3.6	0.3	2.2	<i>Other industry</i>
16.3	14.9	15.3	19.7	20.6	25.0	23.2	23.4	20.0	14.7	15.6	14.5	Processing and preserving of fruits and vegetable
												<i>Pineapple canning</i>
27.3	24.7	48.8	50.8	70.3	69.3	55.1	42.3	32.9	28.7	26.6	22.1	<i>Manufacture of jams, marmalades and table jellies</i>
15.7	14.3	13.5	17.8	17.8	22.6	21.3	22.2	19.1	13.8	14.9	14.0	<i>Other industry</i>
6.8	10.9	9.8	8.5	7.3	9.2	8.4	6.0	6.8	7.7	9.1	9.1	Manufacture of vegetable and animal oils and fats
												<i>Manufacture of crude and refined vegetable oil</i>
7.9	7.7	6.8	5.1	4.7	4.7	1.4	-0.2	-11.2	-5.5	-1.4	0.8	<i>Manufacture of compound cooking fats</i>
4.7	6.4	14.0	10.5	10.2	11.6	11.3	10.7	32.9	32.9	36.2	39.0	<i>Manufacture of coconut oil</i>
6.8	11.3	10.0	8.7	7.4	9.5	8.9	6.3	7.4	7.9	9.0	8.8	<i>Other industry</i>
9.8	-0.3	-0.3	4.1	1.6	0.6	-1.1	7.8	-0.8	3.5	8.3	9.3	Manufacture of dairy products
11.1	-0.3	-0.2	4.9	2.1	1.7	-1.4	8.6	-2.6	1.8	6.4	8.3	<i>Manufacture of condensed, powdered and evaporated milk</i>
0.4	0.2	-0.7	-2.2	-1.8	-7.7	1.0	1.8	14.0	17.5	24.0	17.1	<i>Other industry</i>
0.2	1.2	0.5	4.4	3.2	4.3	4.4	9.5	3.9	0.6	5.8	4.6	Manufacture of grain mill products, starches and starch products
-1.1	0.7	-0.5	9.2	9.5	5.6	6.6	4.4	6.9	2.1	3.5	2.7	<i>Rice milling</i>
0.8	0.5	0.1	0.3	-2.5	3.5	2.6	15.4	1.2	-0.9	9.8	8.2	<i>Flour milling</i>
6.8	10.5	10.5	-2.6	-3.2	1.2	1.5	7.1	0.5	-0.01	-2.8	-4.5	<i>Other industry</i>
9.2	13.7	10.8	9.3	4.7	5.7	6.3	3.9	7.4	8.7	9.5	10.0	Manufacture of other food products
9.8	11.6	12.6	15.1	10.2	11.1	12.6	9.1	18.5	15.6	16.4	16.9	<i>Manufacture of biscuits and cookies</i>
1.5	8.4	12.6	9.4	5.4	8.0	6.7	4.8	10.2	8.7	1.1	4.1	<i>Manufacture of bread, cakes and other bakery products</i>
19.3	16.4	6.2	19.1	12.4	7.3	2.9	-0.8	3.2	6.2	8.7	10.9	<i>Manufacture of snack products</i>
-7.2	-26.5	-15.6	-17.9	-31.4	-19.9	-15.6	-16.6	-13.5	-10.7	-8.4	-9.1	<i>Manufacture of sugar</i>
10.2	3.6	-8.9	2.8	-7.6	-2.6	9.3	6.5	15.2	11.3	10.2	8.7	<i>Manufacture of cocoa products</i>
												<i>Manufacture of chocolate and chocolate products</i>
12.4	28.5	8.4	6.3	-6.4	-5.8	-6.2	-9.2	-5.2	-0.1	8.7	10.4	<i>Manufacture of sugar confectionery</i>
-10.0	4.7	5.3	3.6	18.0	17.2	10.6	9.2	11.2	19.3	25.8	24.6	<i>Manufacture of sauces and condiments</i>
34.5	26.8	29.2	15.3	12.4	11.6	19.4	16.3	17.2	19.4	20.4	17.3	<i>Manufacture of other food products n.e.c.</i>
11.9	15.6	8.9	8.7	1.7	2.5	3.9	1.7	2.5	3.6	6.7	6.4	<i>Other industry</i>
1.5	3.5	3.3	11.7	6.6	5.0	8.2	6.1	8.3	6.7	9.3	10.9	Manufacture of prepared animal feeds
4.7	7.5	7.9	4.0	9.0	7.8	8.4	8.7	9.2	7.9	8.4	8.8	Manufacture of beverages
9.7	12.5	13.5	8.2	14.1	12.1	12.3	13.3	13.6	7.0	6.1	6.5	<i>Manufacture of soft drinks</i>
-4.4	-3.2	-5.8	-7.6	-3.0	-2.2	-2.3	-1.9	-1.8	7.6	9.8	10.6	<i>Production of natural mineral waters and other bottled waters</i>
-14.1	-7.8	3.3	3.6	2.9	0.5	6.2	-1.0	3.7	18.8	31.2	29.0	<i>Other industry</i>
4.4	4.6	3.8	4.1	5.6	9.7	8.3	7.6	5.3	5.1	5.2	4.0	Manufacture of tobacco products
4.9	2.7	-1.2	-7.4	-4.6	-2.5	-1.5	-2.4	-0.6	1.2	-1.4	-3.0	Spinning, weaving and finishing of textiles
												<i>Preparation and spinning of textile fibres</i>
7.0	6.0	0.7	-10.6	-4.8	-0.1	2.7	1.8	6.6	6.9	0.7	-0.9	<i>Weaving of textiles</i>
0.8	-3.4	-4.6	-1.2	-4.9	-7.0	-10.1	-12.0	-17.0	-11.8	-7.1	-8.7	<i>Dyeing, bleaching, printing and finishing of yarns and fabrics</i>
0.4	-4.8	-10.0	4.0	3.2	-10.4	-7.8	7.5	12.3	12.4	7.9	4.6	<i>Other industry</i>
-0.5	-1.5	9.9	11.5	15.6	17.1	16.8	16.7	12.8	12.8	12.9	12.8	Manufacture of other textiles
-12.1	-14.5	-7.3	-7.7	-0.9	10.6	9.6	11.6	5.1	6.8	7.2	6.4	<i>Manufacture of knitted and crocheted fabrics</i>
5.8	5.5	18.0	20.9	22.8	19.9	20.0	18.9	16.0	15.3	15.2	15.6	<i>Other industry</i>
5.8	5.9	6.1	5.7	6.3	8.0	7.1	10.5	6.0	4.9	5.9	5.7	Manufacture of wearing apparel, except fur
4.2	7.3	8.2	7.6	7.3	10.2	7.6	9.9	6.3	4.6	4.7	4.6	<i>Manufacture of clothings</i>
9.4	2.7	1.8	2.0	4.2	3.8	6.1	11.6	5.3	5.6	8.4	8.0	<i>Other industry</i>
-4.2	-5.4	-8.4	-3.3	-4.3	-3.2	-8.8	-9.4	-7.3	6.1	6.8	6.5	Manufacture of articles of fur, knitted and crocheted apparel
												<i>Tanning and dressing of leather; manufacture of luggage, handbags, saddlery and harness; dressing and dyeing of fur</i>
0.6	4.6	3.0	4.1	6.0	8.4	8.2	8.6	11.8	1.8	2.2	4.3	Manufacture of footwear
												<i>Manufacture of leather footwear</i>
2.6	4.4	4.4	6.7	6.3	3.3	4.3	6.3	4.9	0.6	0.6	1.1	<i>Manufacture of rubber footwear</i>
4.0	0.6	6.5	7.8	5.6	4.0	12.1	14.0	17.4	19.8	22.3	23.1	<i>Other industry</i>
-10.3	-11.1	-3.5	-2.5	-0.5	-1.5	-1.0	-2.3	4.6	3.5	2.8	5.3	Sawmilling and planning of wood

Jadual Table **1.6b** : Gaji dan Upah yang Dibayar Sektor Pembuatan Mengikut Kumpulan: Perubahan Peratusan Tahunan
 : *Salaries and Wages Paid of Manufacturing Sector by Group: Annual Percentage Change*

Kod Kumpulan Group code	Keterangan Kumpulan/Tempoh	2021	2022	2022		
				Q1	Q2	Q3
162	Pembuatan produk daripada kayu, gabus, jerami dan bahan jalinan lain	2.4	7.9	10.2	10.7	7.4
16211	Pembuatan kepingan venier dan papan lapis	-3.2	7.9	12.1	11.8	7.3
16212	Pembuatan papan partikel dan papan gentian	5.7	19.0	28.5	25.0	19.1
16221	Pertukangan kayu untuk jurubina	15.9	5.3	3.5	4.0	4.8
	Industri lain	1.7	2.5	0.8	5.6	1.8
170	Pembuatan kertas dan produk kertas	0.7	4.1	3.7	2.9	5.1
17010	Pembuatan pulpa, kertas dan kertas tebal	-1.9	12.1	16.4	17.1	14.2
17020	Pembuatan kertas gelugur dan kertas tebal dan bekas daripada kertas dan kertas tebal	0.9	3.9	-0.1	-0.1	7.7
17091	Pembuatan sampul surat dan kad surat	1.5	-8.9	-6.2	-11.4	-10.2
17092	Pembuatan kertas kegunaan rumah dan pembersih peribadi	2.3	8.3	13.0	6.0	6.3
17093	Pembuatan kertas bergam atau pelekat yang berjalur atau bergulung dan label dan kertas dinding	-12.8	-12.4	-11.7	-9.2	-15.6
	Industri lain	27.3	14.3	14.1	11.5	15.1
181 & 182	Percetakan, aktiviti perkhidmatan berkaitan percetakan dan penerbitan semula media rakaman	-0.8	4.2	1.3	1.9	6.9
18110	Percetakan	-0.5	4.7	1.7	2.5	7.4
18120	Aktiviti perkhidmatan berkaitan percetakan &	-2.4	1.2	-0.6	-1.5	4.1
18200	Penerbitan semula media rakaman					
192 (19201 & 19202)	Pembuatan produk petroleum bertapis	1.9	1.6	1.9	1.9	2.1
201	Pembuatan kimia asas, baja dan sebatian nitrogen, plastik dan getah sintetik dalam bentuk primer	-2.2	4.7	4.7	5.4	2.6
20111	Pembuatan gas perindustrian atau perubatan bukan organik dalam bentuk cecair atau mampat	-9.0	31.2	32.9	31.4	34.3
20112	Pembuatan kimia organik asas &	3.1	7.0	7.8	7.7	4.0
20113	Pembuatan sebatian bukan organik					
20121	Pembuatan baja &	-17.1	-9.5	-10.5	-12.1	-13.3
20129	Pembuatan produk campuran nitrogen					
20131	Pembuatan plastik dalam bentuk primer	-3.4	-2.3	-2.3	0.7	-4.4
	Industri lain	7.7	15.0	9.9	12.0	19.1
202 & 203	Pembuatan produk kimia lain dan serat buatan manusia	3.1	0.4	-1.9	-1.0	4.5
20210	Pembuatan racun perosak dan produk agrokimia lain	31.5	7.7	6.3	9.2	2.8
20221	Pembuatan cat, varnis dan penyadur dan mastik	2.9	6.2	8.1	4.3	4.6
20222	Pembuatan dakwat cetak	-6.4	-15.5	-20.7	-15.9	-11.8
20231	Pembuatan sabun dan bahan pencuci, penyediaan membersihkan dan mengilap &	-3.3	-6.4	-9.9	-10.6	-3.0
20232	Pembuatan pewangi dan penyediaan dandanan diri					
20291	Pembuatan plat fotografi, filem, sensitized paper dan other sensitized unexposed materials &	8.0	8.5	8.1	9.1	18.3
20292	Pembuatan dakwat menulis dan melukis &					
20299	Pembuatan produk kimia lain t.t.t.l.					
	Industri lain	-0.8	6.2	3.2	7.2	10.4
210	Pembuatan produk farmaseutikal, kimia perubatan dan botani	13.7	10.0	8.8	8.6	10.3
21001	Pembuatan bahan aktif ubat-ubatan untuk digunakan oleh bidang farmakologi dalam pembuatan ubat-ubatan	12.1	9.6	7.5	7.7	11.0
	Industri lain	20.9	11.3	14.3	12.4	8.0
221	Pembuatan produk getah	8.9	0.0	2.1	0.2	-2.1
22111	Pembuatan tayar getah untuk kenderaan	-2.2	8.0	1.7	3.4	12.3
22112	Pembuatan bunga tayar yang boleh ditukar ganti dan tayar celup	14.7	16.1	8.0	14.7	22.3
22191	Pembuatan produk lain daripada getah asli atau sintetik, tidak divulkan, divulkan atau dikeraskan &	15.2	8.0	3.3	6.3	10.8
22193	Pengilangan semula getah dan prosesan susu getah					
22192	Pembuatan sarung tangan getah	15.6	-3.5	8.9	-2.1	-10.7
22199	Pembuatan produk getah lain yang t.t.t.l.	-7.8	-2.7	-13.9	-1.5	7.0
222	Pembuatan produk plastik	6.5	4.8	-0.3	2.2	9.1
22201	Pembuatan produk plastik separa siap &	1.3	3.3	-3.1	-0.3	6.5
22202	Pembuatan produk plastik siap					
22203	Pembuatan artikel plastik untuk pembungkusan barangan	13.0	16.0	7.8	10.7	19.4
22204	Pembuatan barangan plastik jurubina	2.6	5.4	-3.6	-0.3	15.2
22205	Pembuatan pinggan mangkuk, peralatan dapur dan barangan tandas daripada plastik	13.1	4.9	4.6	5.4	8.5
22209	Pembuatan pelbagai produk plastik t.t.t.l.	7.2	-0.5	-2.9	-1.2	5.2
231 (23101 & 23102 & 23109)	Pembuatan kaca dan produk kaca	12.3	19.1	20.5	15.8	23.3

2023		2022		2023		Group Description/Period
Q4	Q1	Q2	Q3	(Jan. - Okt.)	(Jan. - Okt.)	
3.7	5.9	6.1	5.9	8.8	6.0	Manufacture of products of wood, cork, straw and plaiting materials
1.8	3.0	5.0	3.9	9.2	3.8	Manufacture of veneer sheets and plywood
5.9	8.2	2.0	8.3	22.5	6.7	Manufacture of particle board and fibreboard
8.7	14.3	14.8	12.2	4.4	13.3	Manufacture of builders' carpentry
1.8	1.9	1.5	2.1	2.6	2.3	Other industry
4.6	4.7	1.4	1.3	3.8	2.5	Manufacture of paper and paper products
2.1	-9.5	-26.6	-26.4	14.8	-21.0	Manufacture of pulp, paper and paperboard
8.2	12.9	9.7	9.0	2.8	10.4	Manufacture of corrugated paper and paperboard and of containers of paper and paperboard
-7.7	-1.7	-0.2	-5.1	-9.1	-2.3	Manufacture of envelopes and letter-card
7.9	10.9	4.2	1.9	8.0	5.9	Manufacture of household and personal hygiene paper
-12.9	-13.5	-4.7	-3.5	-12.3	-7.6	Manufacture of gummed or adhesive paper in strips or rolls and labels and wall paper
16.6	8.0	10.6	14.3	13.6	11.7	Other industry
6.8	4.8	7.3	7.8	3.8	6.5	Printing, service activities related to printing and reproduction of recorded media
7.5	5.1	7.3	7.7	4.4	6.6	Printing
3.2	2.8	7.8	8.1	0.8	6.2	Service activities related to printing
						Reproduction of recorded media
0.7	7.7	7.1	2.6	1.8	5.8	Manufacture of refined petroleum products
6.1	8.0	1.8	-4.3	4.4	1.2	Manufacture of basic chemicals, fertilizer and nitrogen compounds, plastics and synthetic rubber in primary forms
26.3	23.0	12.5	20.1	33.1	19.2	Manufacture of liquefied or compressed inorganic industrial or medical gases
8.6	9.0	1.2	-10.7	6.7	-1.5	Manufacture of basic organic chemicals
						Manufacture of inorganic compounds
						Manufacture of fertilizers
-1.2	-6.8	-1.8	-7.7	-11.4	-5.8	Manufacture of associated nitrogen products
-3.3	6.4	2.1	3.3	-2.3	4.0	Manufacture of plastics in primary forms
19.1	9.0	-10.0	-18.0	14.0	-7.4	Other industry
0.5	0.3	3.5	5.9	0.3	3.5	Manufacture of other chemical products and man-made fibres
12.8	6.8	22.6	20.1	6.8	16.9	Manufacture of pesticides and other agrochemical products
7.6	7.7	18.8	24.7	5.7	17.1	Manufacture of paints, varnishes and similar coatings ink and mastics
-12.3	-13.1	-8.3	-7.2	-15.9	-9.8	Manufacture of printing ink
						Manufacture of soap and detergents, cleaning and polishing preparations
-1.4	2.9	10.7	10.7	-7.7	7.7	Manufacture of perfumes and toilet preparations
						Manufacture of photographic plates, films, sensitized paper and other sensitized unexposed materials
0.2	-4.0	-11.3	-5.1	10.6	-5.7	Manufacture of writing and drawing ink
						Manufacture of other chemical products n.e.c.
4.2	2.6	-4.7	-18.7	7.0	-9.7	Other industry
11.8	4.6	0.7	0.9	9.5	1.8	Manufacture of pharmaceuticals, medicinal chemical and botanical products
						Manufacture of medicinal active substances to be used for their pharmacological properties in the manufacture of medicaments
11.9	3.9	-1.2	-2.8	9.1	-0.7	
11.4	7.1	7.9	14.7	11.1	11.6	Other industry
0.0	0.5	-5.7	-1.2	-0.2	-1.8	Manufacture of rubber products
14.1	41.6	23.4	20.8	6.7	26.9	Manufacture of rubber tyres for vehicles
19.3	25.3	23.6	29.3	15.4	26.3	Manufacture of interchangeable tyre treads and retreading rubber tyres
						Manufacture of other products of natural or synthetic rubber, unvulcanized, vulcanized or hardened
11.6	6.3	3.4	0.4	7.2	3.8	Rubber remilling and latex processing
-6.4	-8.2	-14.8	-7.0	-3.3	-9.5	Manufacture of rubber gloves
-0.1	-3.1	-5.4	-1.2	-2.8	-3.3	Manufacture of other rubber products n.e.c.
8.6	8.0	2.3	-0.3	4.0	2.9	Manufacture of plastics products
						Manufacture of semi-manufactures of plastic products
10.4	14.0	1.7	-3.8	1.5	2.8	Manufacture of finished plastic products
26.2	36.8	27.4	15.6	14.0	23.4	Manufacture of plastic articles for the packing of goods
12.4	16.9	25.8	15.9	4.2	18.7	Manufacture of builders' plastics ware
1.3	-1.7	-1.9	-4.1	5.8	-2.4	Manufacture of plastic tableware, kitchenware and toilet articles
-2.8	-13.7	-14.6	-7.6	0.1	-10.3	Manufacture of diverse plastic products n.e.c.
17.0	9.5	6.4	3.1	19.4	5.5	Manufacture of glass and glass products

Jadual Table **1.6b** : Gaji dan Upah yang Dibayar Sektor Pembuatan Mengikut Kumpulan: Perubahan Peratusan Tahunan (samb.)
: Salaries and Wages Paid of Manufacturing Sector by Group: Annual Percentage Change (cont.)

Kod Kumpulan Group code	Keterangan Kumpulan/Tempoh	2022									
		Jan.	Feb.	Mac	Apr.	Mei	Jun	Jul.	Ogo.	Sep.	Okt.
162	Pembuatan produk daripada kayu, gabus, jerami dan bahan jalinan lain	10.3	11.0	9.5	9.7	10.6	11.9	10.3	9.0	3.1	3.4
16211	Pembuatan kepingan venier dan papan lapis	12.8	12.5	10.9	11.2	11.8	12.3	10.5	10.9	1.2	0.9
16212	Pembuatan papan partikel dan papan gentian	26.7	29.7	29.0	32.6	20.6	22.4	24.6	21.7	11.5	9.6
16221	Pertukangan kayu untuk jurubina	4.8	3.7	2.1	0.3	4.6	7.5	6.3	4.3	3.9	6.8
	Industri lain	-1.0	2.4	1.3	1.8	6.9	8.1	4.0	-0.3	1.6	2.1
170	Pembuatan kertas dan produk kertas	4.0	5.9	1.3	1.2	3.0	4.4	6.1	5.8	3.5	3.3
17010	Pembuatan pulpa, kertas dan kertas tebal	17.6	17.3	14.3	15.2	15.8	20.3	16.0	17.2	9.6	6.2
17020	Pembuatan kertas gelugur dan kertas tebal dan bekas daripada kertas dan kertas tebal	4.9	0.6	-5.7	-0.6	-0.1	0.3	9.0	7.5	6.8	6.1
17091	Pembuatan sampul surat dan kad surat	2.4	-9.9	-10.5	-11.6	-11.4	-11.3	-11.1	-11.0	-8.4	-7.5
17092	Pembuatan kertas kegunaan rumah dan pembersih peribadi	-4.1	25.4	17.8	3.5	9.4	5.4	7.0	7.2	4.6	4.3
17093	Pembuatan kertas bergam atau pelekat yang berjalur atau bergulung dan label dan kertas dinding	-12.6	-10.3	-12.2	-13.0	-9.6	-4.6	-15.9	-14.3	-16.5	-13.2
	Industri lain	23.6	9.5	9.7	10.6	9.7	14.5	17.0	14.6	13.8	13.8
181 & 182	Percetakan, aktiviti perkhidmatan berkaitan percetakan dan penerbitan semula media rakaman	1.6	1.3	1.0	0.5	0.6	4.7	6.0	5.8	9.1	9.3
18110	Percetakan	1.5	1.8	1.9	1.5	1.1	5.1	6.2	6.1	10.2	10.5
18120	Aktiviti perkhidmatan berkaitan percetakan &	2.4	-1.0	-3.3	-4.7	-1.8	2.5	4.7	4.0	3.5	3.0
18200	Penerbitan semula media rakaman										
192 (19201 & 19202)	Pembuatan produk petroleum bertapis	0.2	2.5	2.7	2.5	3.1	0.2	2.5	3.9	0.2	0.3
201	Pembuatan kimia asas, baja dan sebatian nitrogen, plastik dan getah sintetik dalam bentuk primer	4.2	4.4	5.6	6.1	8.6	2.0	3.7	2.3	1.7	5.6
20111	Pembuatan gas perindustrian atau perubatan bukan organik dalam bentuk cecair atau mampat	30.1	35.5	33.2	32.3	31.0	30.8	32.3	35.8	34.6	35.6
20112	Pembuatan kimia organik asas &	8.1	6.9	8.5	7.2	14.2	2.8	4.9	5.4	1.9	8.5
20113	Pembuatan sebatian bukan organik										
20121	Pembuatan baja &	-14.5	-8.4	-9.0	-10.9	-9.3	-16.0	-12.8	-18.5	-8.1	-5.7
20129	Pembuatan produk campuran nitrogen										
20131	Pembuatan plastik dalam bentuk primer	-3.0	-3.9	-0.3	3.2	0.2	-1.2	-1.8	-5.6	-5.8	-5.1
	Industri lain	10.2	9.8	9.7	10.8	11.4	14.0	24.0	16.7	16.8	17.1
202 & 203	Pembuatan produk kimia lain dan serat buatan manusia	-0.8	-2.1	-2.9	-0.7	-2.1	-0.2	5.9	6.3	1.3	-0.04
20210	Pembuatan racun perosak dan produk agrokimia lain	2.8	2.5	13.2	19.4	4.8	3.4	2.3	-0.3	6.3	13.1
20221	Pembuatan cat, varnis dan penyadur dan mastik	2.8	12.2	10.4	6.8	0.1	6.0	3.3	7.6	3.2	5.3
20222	Pembuatan dakwat cetak	-17.6	-18.2	-25.8	-19.9	-13.5	-13.8	-12.8	-10.8	-11.7	-10.2
20231	Pembuatan sabun dan bahan pencuci, penyediaan pembersih dan mengilat &	-10.5	-9.0	-10.1	-8.9	-13.4	-9.6	-3.6	1.8	-6.8	-4.1
20232	Pembuatan pewangi dan penyediaan dandanan diri										
20291	Pembuatan plat fotografi, filem, sensitized paper dan other sensitized unexposed materials &	14.6	5.2	4.9	5.7	11.2	10.4	24.9	18.3	11.9	1.1
20292	Pembuatan dakwat menulis dan melukis &										
20299	Pembuatan produk kimia lain t.t.t.l.										
	Industri lain	2.3	3.6	3.8	7.6	5.8	8.2	11.9	9.4	9.8	8.0
210	Pembuatan produk farmaseutikal, kimia perubatan dan botani	10.5	7.8	8.2	8.3	8.5	9.1	9.9	10.0	11.0	11.7
21001	Pembuatan bahan aktif ubat-ubatan untuk digunakan oleh bidang farmakologi dalam pembuatan ubat-ubatan	9.6	5.8	7.2	7.5	8.3	7.4	11.3	10.1	11.5	12.3
	Industri lain	14.4	16.0	12.4	11.5	9.5	16.3	5.1	9.7	9.1	9.2
221	Pembuatan produk getah	0.6	3.5	2.2	3.9	2.5	-4.5	-2.8	-2.3	-1.1	-1.5
22111	Pembuatan tayar getah untuk kenderaan	2.1	1.8	1.1	0.3	3.2	6.5	6.6	16.5	14.1	12.8
22112	Pembuatan bunga tayar yang boleh ditukar ganti dan tayar celup	8.5	8.1	7.5	8.4	11.6	25.2	24.8	24.1	18.3	18.1
22191	Pembuatan produk lain daripada getah asli atau sintetik, tidak divulkan, divulkan atau dikeraskan &	3.1	3.4	3.5	5.9	4.0	8.9	9.3	11.4	11.6	10.8
22193	Pengilangan semula getah dan prosesan susu getah										
22192	Pembuatan sarung tangan getah	6.6	10.8	9.5	10.3	1.5	-12.2	-10.2	-12.3	-9.6	-9.7
22199	Pembuatan produk getah lain yang t.t.t.l.	-15.6	-11.6	-14.5	-10.6	2.4	5.8	5.8	10.0	5.3	4.6
222	Pembuatan produk plastik	0.3	-1.2	0.1	0.5	1.0	5.2	9.3	9.2	8.7	7.7
22201	Pembuatan produk plastik separa siap &	-2.0	-5.2	-2.2	-2.1	-0.6	1.9	7.9	6.4	5.3	6.6
22202	Pembuatan produk plastik siap										
22203	Pembuatan artikel plastik untuk pembungkusan barangan	7.6	6.9	8.6	9.1	10.4	12.6	19.3	19.8	19.2	25.6
22204	Pembuatan barangan plastik jurubina	-2.6	-4.3	-3.9	-2.6	-1.2	3.4	14.1	17.6	13.9	14.2
22205	Pembuatan pinggan mangkuk, peralatan dapur dan barangan tandas daripada plastik	4.3	4.9	4.6	5.3	2.6	8.5	13.2	6.6	6.0	2.6
22209	Pembuatan pelbagai produk plastik t.t.t.l.	-2.3	-2.7	-3.8	-3.1	-3.5	3.1	3.6	5.6	6.3	-1.3
231 (23101 & 23102 & 23109)	Pembuatan kaca dan produk kaca	25.5	18.3	17.8	14.6	17.2	15.5	21.4	28.7	20.4	15.9

2023												Group Description/Period
Nov.	Dis.	Jan.	Feb.	Mac	Apr.	Mei	Jun	Jul.	Ogo.	Sep.	Okt.	
3.3	4.5	4.1	7.2	6.5	6.3	6.1	5.8	5.6	6.4	5.8	5.9	Manufacture of products of wood, cork, straw and plaiting materials
3.4	1.2	0.4	4.6	3.9	5.4	5.6	4.1	5.9	3.6	2.1	2.9	Manufacture of veneer sheets and plywood
2.3	6.0	9.1	9.8	5.6	4.0	4.2	-2.2	4.3	10.5	10.1	11.5	Manufacture of particle board and fibreboard
5.2	14.0	14.2	14.4	14.2	14.6	12.6	17.2	10.2	13.6	12.8	9.2	Manufacture of builders' carpentry
1.4	2.1	-2.3	3.4	4.9	0.6	0.7	3.3	-0.2	1.8	4.7	6.4	Other industry
2.7	7.7	4.1	5.0	4.9	1.8	1.7	0.8	0.7	1.1	2.1	3.2	Manufacture of paper and paper products
0.2	0.1	-14.5	-4.3	-9.8	-15.4	-30.3	-33.3	-28.6	-26.5	-23.9	-21.4	Manufacture of pulp, paper and paperboard
8.0	10.5	10.2	14.3	14.4	9.0	10.8	9.2	11.0	7.6	8.6	9.9	Manufacture of corrugated paper and paperboard and of containers of paper and paperboard
-9.6	-6.0	-6.2	-1.2	2.6	2.9	-1.6	-1.9	-6.0	-5.4	-3.9	-1.1	Manufacture of envelopes and letter-card
1.6	17.9	20.0	6.2	8.3	-0.9	7.2	6.7	-4.0	4.7	5.2	7.3	Manufacture of household and personal hygiene paper
-12.3	-13.2	-12.3	-14.0	-14.3	-5.8	-4.4	-4.0	-0.5	-2.9	-7.0	-8.2	Manufacture of gummed or adhesive paper in strips or rolls and labels and wall paper
12.1	23.2	6.1	8.7	9.3	9.6	9.5	12.9	12.3	13.3	17.4	18.2	Other industry
8.6	3.0	5.1	4.5	4.7	6.6	8.2	7.1	7.4	8.0	7.9	5.5	Printing, service activities related to printing and reproduction of recorded media
8.9	3.6	5.3	5.1	5.0	7.3	8.0	6.5	7.3	7.8	8.1	5.3	Printing
												Service activities related to printing
7.0	-0.2	4.0	1.3	3.1	3.0	9.6	10.8	8.2	8.8	7.1	6.8	Reproduction of recorded media
0.4	1.2	8.1	7.3	7.6	8.3	8.0	5.1	2.8	4.1	1.1	6.0	Manufacture of refined petroleum products
7.2	5.4	9.0	6.1	8.9	6.9	-0.5	-1.2	-3.1	-4.5	-5.4	-4.3	Manufacture of basic chemicals, fertilizer and nitrogen compounds, plastics and synthetic rubber in primary forms
22.0	21.9	7.6	26.9	34.2	12.3	15.6	9.8	21.1	16.2	23.0	24.9	Manufacture of liquefied or compressed inorganic industrial or medical gases
												Manufacture of basic organic chemicals
9.2	8.2	10.6	6.5	10.0	10.1	-3.5	-3.0	-7.7	-10.8	-13.6	-12.0	Manufacture of inorganic compounds
												Manufacture of fertilizers
1.3	0.7	6.4	-13.2	-11.8	-0.6	-2.2	-2.5	-7.7	-6.9	-8.5	-9.0	Manufacture of associated nitrogen products
-0.1	-4.5	5.6	5.7	7.8	2.6	2.7	1.0	2.3	3.7	4.0	4.2	Manufacture of plastics in primary forms
20.0	20.4	20.5	6.0	1.2	0.6	-15.8	-14.7	-21.5	-17.3	-15.1	-14.3	Other industry
-1.2	2.6	-0.9	2.7	-0.9	2.6	3.6	4.2	4.1	6.6	7.0	7.2	Manufacture of other chemical products and man-made fibres
9.1	16.5	-1.5	10.5	11.2	10.0	26.3	33.5	25.9	19.6	14.9	22.0	Manufacture of pesticides and other agrochemical products
4.7	12.3	-3.5	22.3	5.6	14.1	21.8	20.9	16.8	30.8	26.5	21.6	Manufacture of paints, varnishes and similar coatings ink and mastics
-13.6	-13.0	-13.3	-13.7	-12.2	-12.6	-5.9	-6.1	-5.2	-7.4	-9.0	-11.4	Manufacture of printing ink
												Manufacture of soap and detergents, cleaning and polishing preparations
-2.7	2.0	2.8	5.1	0.7	11.3	10.6	10.2	12.8	11.3	8.1	6.7	Manufacture of perfumes and toilet preparations
												Manufacture of photographic plates, films, sensitized paper and other sensitized unexposed materials
-1.3	0.9	0.2	-6.1	-6.2	-8.2	-13.0	-12.7	-11.2	-5.1	1.7	4.0	Manufacture of writing and drawing ink
												Manufacture of other chemical products n.e.c.
2.2	2.5	2.9	8.9	-4.1	-3.2	-4.6	-6.2	-0.2	-26.2	-30.0	-33.5	Other industry
12.3	11.6	6.7	3.2	3.8	1.1	0.6	0.3	0.8	1.2	0.6	0.7	Manufacture of pharmaceuticals, medicinal chemical and botanical products
												Manufacture of medicinal active substances to be used for their pharmacological properties in the manufacture of medicaments
11.2	12.2	6.4	2.7	2.6	0.5	-2.2	-1.9	-2.6	-2.2	-3.7	-5.2	Other industry
16.6	8.7	7.7	5.1	8.5	3.3	11.6	8.8	13.4	13.6	17.1	25.5	Other industry
4.8	-3.0	-3.7	2.4	3.0	-0.9	-6.2	-9.1	-3.7	-0.2	0.4	1.7	Manufacture of rubber products
17.8	11.6	44.6	58.7	24.3	41.2	17.6	14.2	22.2	19.9	20.4	20.4	Manufacture of rubber tyres for vehicles
19.8	20.1	17.5	28.2	29.8	22.2	26.1	22.4	27.6	29.9	30.4	28.2	Manufacture of interchangeable tyre treads and retreading rubber tyres
												Manufacture of other products of natural or synthetic rubber, unvulcanized, vulcanized or hardened
15.6	8.8	5.3	5.5	8.0	6.9	4.1	-0.7	2.0	-0.5	-0.1	8.6	Rubber remilling and latex processing
0.1	-9.2	-14.9	-4.6	-4.8	-9.9	-15.9	-17.7	-12.6	-4.3	-3.8	-3.8	Manufacture of rubber gloves
1.0	-5.4	-5.6	-7.6	4.2	-7.5	-3.6	-5.0	1.3	-2.8	-2.0	-3.8	Manufacture of other rubber products n.e.c.
6.7	11.3	10.8	8.8	4.7	4.7	1.4	0.9	0.7	-1.1	-0.5	0.4	Manufacture of plastics products
												Manufacture of semi-manufactures of plastic products
5.8	19.1	20.3	19.7	2.7	5.4	-1.6	1.5	-4.3	-4.5	-2.7	-4.7	Manufacture of finished plastic products
25.8	27.1	37.1	36.6	36.7	29.5	27.4	25.3	27.1	9.7	10.0	1.3	Manufacture of plastic articles for the packing of goods
9.6	13.4	13.2	18.3	19.2	18.5	29.1	30.1	27.1	9.9	10.7	10.9	Manufacture of builders' plastics ware
2.0	-0.6	-1.1	-0.7	-3.2	-2.3	-2.1	-1.4	-5.4	-2.4	-4.6	-1.1	Manufacture of plastic tableware, kitchenware and toilet articles
-3.4	-3.6	-11.4	-15.4	-14.3	-12.5	-14.4	-16.8	-12.4	-5.3	-5.0	5.3	Manufacture of diverse plastic products n.e.c.
18.6	16.5	12.0	9.4	7.1	7.9	4.5	7.0	4.4	4.9	0.1	-1.4	Manufacture of glass and glass products

Jadual Table **1.6b** : Gaji dan Upah yang Dibayar Sektor Pembuatan Mengikut Kumpulan: Perubahan Peratusan Tahunan
 : Salaries and Wages Paid of Manufacturing Sector by Group: Annual Percentage Change

Kod Kumpulan Group code	Keterangan Kumpulan/Tempoh	2021	2022	2022		
				Q1	Q2	Q3
239	Pembuatan pengeluaran galian bukan logam t.t.t.l.	-0.3	3.5	0.9	3.1	6.2
23911	Pembuatan mortar refraktori dan konkrit					
&						
23921	Pembuatan seramik bukan refraktori	-11.4	-14.7	-21.8	-16.9	-14.3
23930	Pembuatan produk porselin dan seramik lain	-0.6	7.4	5.0	11.4	10.9
23941	Pembuatan simen hidrolik	-5.2	-3.3	-3.7	-8.8	-0.1
23951	Pembuatan konkrit dan mortar siap bancuh dan bancuhan kering	3.2	7.5	6.6	8.1	10.9
23952	Pembuatan konkrit pratuangan, simen atau artikel batu buatan yang digunakan dalam pembinaan;					
&						
23953	Pembuatan komponen struktur pasang siap untuk bangunan atau kejuruteraan awam dari simen, batu atau konkrit buatan	2.2	2.1	-0.8	2.0	4.8
&	Pembuatan artikel konkrit, simen dan plaster lain t.t.t.l.					
23959						
23990	Pembuatan produk mineral bukan logam lain t.t.t.l.	-4.7	11.4	10.0	14.9	13.9
	Industri lain	8.1	12.0	9.8	9.5	16.0
241 (24101 & 24102 & 24103 & 24104 & 24109)	Pembuatan besi dan keluli asas	-0.5	7.2	7.0	11.5	8.2
242 (24201 & 24202 & 24209)	Pembuatan logam asas berharga dan logam bukan ferus lain	4.5	-1.9	2.6	-4.9	-1.8
243	Pengacuan logam	2.2	0.4	-0.2	-0.2	2.3
251 & 252	Pembuatan produk struktur logam, tangki, takungan, penjana wap, senjata dan peluru	-1.6	0.7	-2.8	1.7	2.1
25113	Pembuatan pintu, tingkap dan bingkai, penutup tingkap dan pintu pagar daripada logam	-10.6	-4.4	-10.7	-5.0	-2.0
25119	Pembuatan produk struktur logam lain					
25120	Pembuatan tangki, takungan dan kontena daripada logam	17.5	9.3	14.6	15.1	7.3
	Industri lain	-2.8	-1.0	-10.1	-4.3	4.8
259	Pembuatan lain-lain produk yang direka daripada logam; aktiviti perkhidmatan kerja logam	4.9	3.7	4.5	5.7	4.8
25910	Tempaan, tekanan, hentakan dan bentuk gelekkan logam; serbuk metalurgi	7.4	-1.8	-0.02	-0.4	-2.6
25920	Rawatan dan penyalutan logam; menggunakan mesin	13.0	1.3	0.8	2.6	3.8
25991	Pembuatan tin untuk produk makanan dan minuman, tiub dan kotak boleh dilipat	2.4	13.4	5.9	14.7	18.9
25992	Pembuatan kabel, plaited bands (jalur/pita berpintal) dan artikel seumpamanya daripada logam	10.2	14.2	21.6	22.3	14.6
&						
25993	Pembuatan bolt, skru, nat dan produk uliran seumpamanya					
25994	Pembuatan barangan rumah daripada logam	-8.1	-7.2	-18.0	-10.7	2.8
25999	Pembuatan produk lain yang direka daripada logam t.t.t.l.	2.5	5.0	2.8	5.6	7.1
	Industri lain	-13.3	-29.1	-19.6	-29.6	-35.4
261	Pembuatan komponen dan papan elektronik	5.8	3.5	4.6	2.7	4.3
26101	Pembuatan diod, transistor dan alatan semikonduktor yang seumpamanya					
&						
26102	Pembuatan litar elektronik bersepadu dengan pemasangan mikro	6.5	1.8	4.5	1.5	1.4
26103	Pembuatan kapasitor dan perintang elektrik					
&						
26104	Pembuatan papan litar bercetak	7.0	7.2	5.9	5.3	10.7
&						
26105	Pembuatan komponen paparan					
26109	Pembuatan komponen lain untuk aplikasi elektronik	-10.7	2.4	-3.0	4.1	5.5
262 (26201 & 26202)	Pembuatan komputer dan kelengkapan peranti	9.8	5.7	3.0	10.1	5.5
263/ 26300	Pembuatan peralatan komunikasi	-5.8	18.5	27.4	14.5	17.3
264/ 26400	Pembuatan peralatan elektronik pengguna	-4.3	17.7	17.2	20.3	24.7
265	Pembuatan kelengkapan mengukur, menguji, memandu arah dan kawalan; jam tangan dan jam	5.7	44.8	27.4	45.4	53.7
26511	Pembuatan kelengkapan mengukur, menguji, memandu arah dan kawalan	6.8	48.2	28.4	49.5	57.7
&						
26512	Pembuatan kelengkapan kawalan proses perindustrian					
26520	Pembuatan jam tangan dan jam dan bahagiannya	-4.6	11.3	17.4	7.0	14.2
266/ 26600	Pembuatan peralatan penyinaran, perubatan elektro dan elektroterapeutik	15.4	4.5	10.0	-0.3	-0.6

2023		2022		2023		Group Description/Period
Q4	Q1	Q2	Q3	(Jan. - Okt.)	(Jan. - Okt.)	
3.8	0.1	0.1	2.7	3.6	1.3	Manufacture of non-metallic mineral products Manufacture of refractory mortars and concretes
-4.7	1.1	2.9	3.3	-17.4	2.7	Manufacture of non-refractory ceramic
2.6	-15.2	-18.1	-12.5	8.7	-15.2	Manufacture of other porcelain and ceramic products
-0.1	5.1	7.1	6.9	-4.1	6.1	Manufacture of hydraulic cement
4.7	-3.4	-6.7	-5.2	8.9	-5.1	Manufacture of ready-mix and dry-mix concrete and mortars
						Manufacture of precast concrete, cement or artificial stone articles for use in construction
2.5	0.9	3.3	6.5	2.2	4.0	Manufacture of prefabricated structural components for building or civil engineering of cement, concrete or artificial stone
						Manufacture of other articles of concrete, cement and plaster n.e.c.
7.4	6.1	6.5	11.2	12.8	8.7	Manufacture of other non-metallic mineral products n.e.c.
12.9	-1.0	-4.7	-2.9	12.0	-2.5	Other industry
2.5	1.5	0.7	1.9	8.3	1.3	Manufacture of basic iron and steel
-3.4	7.9	7.9	3.1	-1.7	5.8	Manufacture of basic precious and other non-ferrous metals
-0.5	-3.7	-2.0	-6.8	0.4	-4.1	Casting of metals
1.9	4.1	6.0	6.2	0.3	5.1	Manufacture of structural metal products, tanks, reservoirs , steam generators , weapons and ammunition
0.8	5.7	9.2	9.3	-5.7	7.5	Manufacture of metal doors, windows and their frames, shutters and gates
1.7	1.3	2.5	2.4	11.1	2.0	Manufacture of other structural metal products
7.5	6.0	3.5	5.2	-3.0	5.0	Manufacture of tanks, reservoirs and containers of metal
						Other industry
0.0	4.1	4.4	6.2	4.5	5.2	Manufacture of other fabricated metal products; metal working service activities
-4.3	-5.0	-5.3	0.8	-1.3	-2.5	Forging, pressing, stamping and roll-forming of metal; powder metallurgy
-1.6	-2.9	-4.7	-5.0	2.1	-4.6	Treatment and coating of metals; machining
14.5	19.8	16.7	16.5	13.3	17.5	Manufacture of tins and cans for food products, collapsible tubes and boxes
1.3	5.1	12.6	10.4	17.1	9.6	Manufacture of metal cable, plaited bands and similar articles
-0.4	1.2	-5.3	-1.0	-8.4	-0.9	Manufacture of bolts, screws, nuts and similar threaded products
4.6	10.3	2.3	3.2	5.2	5.5	Manufacture of metal household articles
-32.8	-10.2	11.7	27.2	-28.5	9.9	Manufacture of any other fabricated metal products n.e.c.
						Other industry
2.3	1.5	3.2	-1.2	3.9	0.9	Manufacture of electronic components and boards
-0.1	1.2	1.1	0.9	2.4	1.0	Manufacture of diodes, transistors and similar semiconductor devices
						Manufacture of electronic integrated circuits micro assemblies
						Manufacture of electrical capacitors and resistors
7.2	2.3	7.9	-5.2	7.2	1.1	Manufacture of printed circuit boards
						Manufacture of display components
3.6	-0.7	0.9	-4.3	1.9	-1.1	Manufacture of other components for electronic applications
4.6	0.9	0.9	4.7	5.4	2.3	Manufacture of computers and peripheral equipment
16.0	8.7	0.8	-4.8	18.8	1.0	Manufacture of communication equipment
9.5	-0.1	-4.9	-1.2	19.5	-1.3	Manufacture of consumer electronics
51.6	20.8	29.5	23.7	43.5	24.1	Manufacture of measuring, testing, navigating and control equipment; watches and clocks
56.0	22.2	31.3	24.6	46.6	25.3	Manufacture of measuring, testing, navigating and control equipment
						Manufacture of industrial process control equipment
7.1	6.6	6.1	11.3	13.1	8.2	Manufacture of watches and clocks and parts
9.9	7.2	4.3	-8.0	2.5	0.2	Manufacture of irradiation, electromedical and electrotherapeutic equipment

Jadual Table **1.6b** : Gaji dan Upah yang Dibayar Sektor Pembuatan Mengikut Kumpulan: Perubahan Peratusan Tahunan (samb.)
: Salaries and Wages Paid of Manufacturing Sector by Group: Annual Percentage Change (cont.)

Kod Kumpulan Group code	Keterangan Kumpulan/Tempoh	2022									
		Jan.	Feb.	Mac	Apr.	Mei	Jun	Jul.	Ogo.	Sep.	Okt.
239	Pembuatan pengeluaran galian bukan logam t.t.t.l.	0.6	1.0	1.1	1.2	0.9	7.5	7.4	5.7	5.4	5.5
23911	Pembuatan mortar refraktori dan konkrit										
&											
23921	Pembuatan seramik bukan refraktori	-26.6	-19.9	-18.7	-21.9	-15.2	-13.2	-11.8	-15.1	-15.9	-15.0
23930	Pembuatan produk porselin dan seramik lain	-6.4	16.5	6.5	10.3	9.1	15.0	13.3	10.7	9.0	6.1
23941	Pembuatan simen hidraulik	3.2	-4.3	-9.9	-12.7	-9.0	-4.5	2.0	-3.4	1.2	-1.7
23951	Pembuatan konkrit dan mortar siap bancuh dan bancuhan kering	6.4	6.5	6.9	11.3	4.5	8.5	9.3	12.8	10.8	12.6
23952	Pembuatan konkrit pratuangan, simen atau artikel batu buatan yang digunakan dalam pembinaan;										
&											
23953	Pembuatan komponen struktur pasang siap untuk bangunan atau kejuruteraan awam dari simen, batu atau konkrit buatan	1.1	-2.2	-1.2	-1.7	-1.7	10.0	6.8	3.7	3.8	4.1
&	Pembuatan artikel konkrit, simen dan plaster lain t.t.t.l.										
23959											
23990	Pembuatan produk mineral bukan logam lain t.t.t.l.	8.7	9.4	12.1	13.6	14.1	16.8	15.8	13.8	12.3	12.4
	Industri lain	8.5	10.4	10.6	8.6	6.9	13.4	17.5	15.8	14.8	14.6
241 (24101 & 24102 & 24103 & 24104 & 24109)	Pembuatan besi dan keluli asas	5.9	6.6	8.5	10.2	11.9	12.4	11.9	9.8	3.4	3.5
242 (24201 & 24202 & 24209)	Pembuatan logam asas berharga dan logam bukan ferus lain	6.9	6.9	-5.7	-4.3	-5.8	-4.6	-2.4	0.7	-3.7	-4.4
243	Pengacuan logam	1.1	1.9	-3.3	-0.3	-1.1	1.0	5.8	1.6	-0.3	-1.4
251 & 252	Pembuatan produk struktur logam, tangki, takungan, penjana wap, senjata dan peluru	-0.7	-3.3	-4.4	-1.4	0.4	6.4	2.5	3.2	0.8	0.3
25113	Pembuatan pintu, tingkap dan bingkai, penutup tingkap dan pintu pagar daripada logam	-10.0	-10.6	-11.6	-8.6	-6.6	0.9	-1.8	-3.6	-0.6	-1.6
25119	Pembuatan produk struktur logam lain										
25120	Pembuatan tangki, takungan dan kontena daripada logam	20.6	12.3	11.2	14.3	15.2	15.8	7.6	11.2	3.3	2.1
	Industri lain	-7.8	-10.6	-11.9	-9.0	-6.5	3.2	5.7	9.3	-0.5	3.3
259	Pembuatan lain-lain produk yang direka daripada logam; aktiviti perkhidmatan kerja logam	4.0	3.2	6.3	4.6	5.7	6.9	7.4	7.5	-0.1	0.04
25910	Tempaan, tekanan, hentakan dan bentuk gelekkan logam; serbuk metalurgi	-3.6	2.1	1.7	0.5	1.3	-3.0	-2.9	-1.1	-3.8	-4.4
25920	Rawatan dan penyalutan logam; menggunakan mesin	0.6	1.1	0.7	1.3	0.8	5.6	5.3	3.8	2.2	-0.4
25991	Pembuatan tin untuk produk makanan dan minuman, tiub dan kotak boleh dilipat	2.3	0.1	16.8	12.2	14.5	17.4	19.0	19.3	18.5	15.4
25992	Pembuatan kabel, plaited bands (jalur/pita berpintal) dan artikel seumpamanya daripada logam	25.3	19.3	20.4	17.4	24.3	25.2	28.5	25.5	-4.2	-0.1
&											
25993	Pembuatan bolt, skru, nat dan produk uliran seumpamanya										
25994	Pembuatan barangan rumah daripada logam	-13.4	-22.7	-17.6	-18.0	-13.8	1.3	3.2	3.0	2.3	-0.2
25999	Pembuatan produk lain yang direka daripada logam t.t.t.l.	2.7	1.1	4.8	3.6	5.8	7.6	7.2	7.5	6.5	6.0
	Industri lain	-17.6	-22.3	-19.3	-16.5	-36.9	-35.6	-38.2	-34.2	-33.7	-33.9
261	Pembuatan komponen dan papan elektronik	6.0	3.2	4.7	4.0	3.2	1.0	3.1	3.5	6.2	3.7
26101	Pembuatan diod, transistor dan alatan semikonduktor yang seumpamanya										
&											
26102	Pembuatan litar elektronik bersepadu dengan pemasangan mikro	7.3	3.0	3.3	3.6	2.6	-1.6	1.6	-0.3	2.8	2.0
26103	Pembuatan kapasitor dan perintang elektrik										
&											
26104	Pembuatan papan litar bercetak	5.3	4.9	7.6	4.8	4.7	6.6	6.0	11.9	14.4	7.6
&											
26105	Pembuatan komponen paparan										
26109	Pembuatan komponen lain untuk aplikasi elektronik	-7.0	-7.4	5.7	4.8	2.1	5.6	6.5	8.1	2.2	1.8
262 (26201 & 26202)	Pembuatan komputer dan kelengkapan peranti	2.0	1.6	5.5	8.7	11.3	10.4	9.3	6.6	1.4	-0.4
263/ 26300	Pembuatan peralatan komunikasi	23.3	35.2	24.5	16.7	16.3	10.3	19.1	19.1	13.8	13.2
264/ 26400	Pembuatan peralatan elektronik pengguna	8.6	27.3	17.8	18.6	16.9	25.4	28.7	30.4	16.1	9.9
265	Pembuatan kelengkapan mengukur, menguji, memandu arah dan kawalan; jam tangan dan jam	17.4	27.3	37.7	31.7	41.6	63.7	53.3	53.9	53.7	55.2
26511	Pembuatan kelengkapan mengukur, menguji, memandu arah dan kawalan	16.3	28.8	40.5	34.5	45.2	70.0	57.5	57.8	57.7	59.1
&											
26512	Pembuatan kelengkapan kawalan proses perindustrian										
26520	Pembuatan jam tangan dan jam dan bahagiannya	28.8	13.5	10.3	5.2	8.2	7.7	13.1	15.6	14.0	15.2
266/ 26600	Pembuatan peralatan penyinaran, perubahan elektro dan elektroterapeutik	18.2	12.0	1.8	1.3	2.1	-4.0	-2.2	-0.2	0.6	0.5

2023												Group Description/Period
Nov.	Dis.	Jan.	Feb.	Mac	Apr.	Mei	Jun	Jul.	Ogo.	Sep.	Okt.	
3.0	2.9	2.1	-0.2	-1.5	-1.5	1.1	0.8	0.9	2.5	4.6	4.4	Manufacture of non-metallic mineral products
												<i>Manufacture of refractory mortars and concretes</i>
-1.0	3.2	3.4	-0.2	0.3	3.1	-0.5	6.2	-0.5	4.6	5.8	4.6	<i>Manufacture of non-refractory ceramic</i>
5.4	-3.5	5.0	-27.0	-22.3	-17.9	-17.2	-19.3	-12.6	-12.3	-12.5	-13.8	<i>Manufacture of other porcelain and ceramic products</i>
-1.0	2.2	2.1	8.0	5.6	5.2	8.3	7.8	7.2	8.5	5.0	3.5	<i>Manufacture of hydraulic cement</i>
3.2	-1.0	-1.3	0.02	-8.6	-8.9	-5.3	-5.8	-6.3	-7.5	-1.9	-4.5	<i>Manufacture of ready-mix and dry-mix concrete and mortars</i>
												<i>Manufacture of precast concrete, cement or artificial stone articles for use in construction</i>
-0.04	3.7	3.2	-1.9	1.3	2.6	4.6	2.6	4.9	6.4	8.1	8.6	<i>Manufacture of prefabricated structural components for building or civil engineering of cement, concrete or artificial stone</i>
												<i>Manufacture of other articles of concrete, cement and plaster n.e.c.</i>
8.1	2.8	3.5	8.4	6.4	6.8	6.9	5.9	6.1	13.3	14.1	15.6	<i>Manufacture of other non-metallic mineral products n.e.c.</i>
13.1	11.0	0.9	0.7	-4.4	-10.9	-2.0	0.1	-3.1	-4.4	-1.1	1.0	<i>Other industry</i>
2.0	2.0	3.7	2.0	-1.0	-0.2	2.3	-0.01	1.9	2.4	1.4	0.7	Manufacture of basic iron and steel
-2.5	-3.3	3.4	8.3	12.5	9.8	7.1	6.9	6.0	1.0	2.3	1.4	Manufacture of basic precious and other non-ferrous metals
-1.2	1.2	1.6	-7.1	-5.6	-2.6	-3.4	0.2	-8.7	-5.6	-6.0	-3.6	Casting of metals
2.4	2.9	1.2	4.7	6.6	5.1	6.1	6.9	6.3	8.3	4.1	2.4	Manufacture of structural metal products, tanks, reservoirs , steam generators , weapons and ammunition
												<i>Manufacture of metal doors, windows and their frames, shutters and gates</i>
1.2	2.8	0.3	6.7	10.6	6.4	8.4	13.0	11.0	13.8	3.5	2.5	<i>Manufacture of other structural metal products</i>
1.6	1.5	1.2	1.5	1.3	3.4	3.2	0.9	1.3	2.2	3.7	1.2	<i>Manufacture of tanks, reservoirs and containers of metal</i>
10.7	8.4	5.7	5.9	6.3	4.8	4.7	1.0	2.1	5.3	8.4	5.8	<i>Other industry</i>
-0.05	-0.07	1.8	6.3	4.3	4.6	4.5	4.0	5.0	5.7	7.8	8.6	Manufacture of other fabricated metal products; metal working service activities
-4.8	-3.8	-3.5	-5.7	-5.8	-5.1	-5.8	-4.9	-0.8	0.1	3.2	4.0	<i>Forging, pressing, stamping and roll-forming of metal; powder metallurgy</i>
-1.1	-3.1	-2.9	-2.3	-3.6	-1.2	-5.5	-7.2	0.1	-7.2	-8.1	-8.4	<i>Treatment and coating of metals; machining</i>
14.2	14.1	21.1	22.3	16.0	15.3	19.7	15.2	16.6	19.7	13.5	16.2	<i>Manufacture of tins and cans for food products, collapsible tubes and boxes</i>
												<i>Manufacture of metal cable, plaited bands and similar articles</i>
0.6	3.5	0.03	8.1	7.3	15.3	11.6	11.0	8.4	9.6	13.4	13.0	<i>Manufacture of bolts, screws, nuts and similar threaded products</i>
-0.9	-0.1	-0.6	6.1	-1.5	-0.9	-6.3	-8.5	-5.1	-1.9	4.3	7.1	<i>Manufacture of metal household articles</i>
5.8	2.3	10.6	11.2	9.0	2.3	2.1	2.5	1.1	2.5	5.8	7.6	<i>Manufacture of any other fabricated metal products n.e.c.</i>
-34.1	-30.6	-32.6	7.0	1.2	-2.3	21.3	20.9	20.3	25.9	35.2	33.9	<i>Other industry</i>
1.6	1.8	-0.3	0.4	4.4	3.0	3.9	2.7	-1.8	-0.7	-1.3	-1.2	Manufacture of electronic components and boards
-0.9	-1.1	-1.3	-0.2	5.2	3.5	0.9	-0.9	0.5	1.9	0.3	0.2	<i>Manufacture of diodes, transistors and similar semiconductor devices</i>
												<i>Manufacture of electronic integrated circuits micro assemblies</i>
												<i>Manufacture of electrical capacitors and resistors</i>
7.2	7.0	1.9	1.1	3.9	3.0	10.6	10.4	-7.0	-4.5	-4.3	-4.2	<i>Manufacture of printed circuit boards</i>
												<i>Manufacture of display components</i>
1.4	7.4	-1.1	3.2	-3.9	-3.0	-1.1	7.3	1.8	-11.8	-3.0	0.9	<i>Manufacture of other components for electronic applications</i>
6.5	7.6	0.6	7.8	-5.6	2.2	5.3	-4.9	6.7	4.9	2.9	3.0	Manufacture of computers and peripheral equipment
18.7	15.6	10.8	8.1	7.3	-8.5	4.3	8.3	-8.0	-2.4	-4.0	-4.9	Manufacture of communication equipment
12.3	6.5	-1.9	-4.0	5.8	-6.7	-3.3	-4.6	-2.4	-6.4	5.1	5.5	Manufacture of consumer electronics
53.8	46.8	21.4	23.5	17.9	29.2	30.9	28.6	28.9	21.1	21.3	18.5	Manufacture of measuring, testing, navigating and control equipment; watches and clocks
												<i>Manufacture of measuring, testing, navigating and control equipment</i>
58.5	51.4	23.4	25.1	18.5	30.7	33.0	30.4	30.0	22.0	22.1	19.1	<i>Manufacture of industrial process control equipment</i>
6.4	1.3	2.9	6.6	10.7	10.4	5.2	2.9	15.2	8.9	10.0	10.1	<i>Manufacture of watches and clocks and parts</i>
-2.0	35.6	7.2	12.9	2.0	9.7	3.3	-0.03	-6.8	-9.2	-8.1	-7.9	Manufacture of irradiation, electromedical and electrotherapeutic equipment

Jadual Table **1.6b** : Gaji dan Upah yang Dibayar Sektor Pembuatan Mengikut Kumpulan: Perubahan Peratusan Tahunan
 : *Salaries and Wages Paid of Manufacturing Sector by Group: Annual Percentage Change*

Kod Kumpulan Group code	Keterangan Kumpulan/Tempoh	2021	2022	2022		
				Q1	Q2	Q3
267 (26701 & 26702) & 268 (26800)	Pembuatan peralatan optikal, kelengkapan fotografi, media magnetik dan optikal	0.4	26.6	16.3	36.3	34.0
271	Pembuatan motor elektrik, penjana, transformer dan perkakasan pengagihan dan pengawalan elektrik	-1.2	-4.0	-3.0	-1.7	-2.5
	27101 Pembuatan motor elektrik, penjana dan transformer	3.0	5.2	12.5	8.2	3.1
	27102 Pembuatan perkakasan pengagihan dan pengawalan elektrik	-3.3	-8.9	-9.6	-7.5	-5.8
272/ 27200	Pembuatan bateri dan akumulator	3.5	10.0	21.1	8.4	1.3
273	Pembuatan pendawaian dan peranti pendawaian	13.5	13.0	12.1	14.5	17.3
	27310 Pembuatan kabel gentian optikal	-1.0	24.2	55.3	39.6	29.3
	27320 Pembuatan wayar dan kabel elektronik dan elektrik lain	15.1	12.6	9.6	13.2	17.4
	27330 Pembuatan alatan pendawaian pembawa dan bukan pembawa arus untuk litar elektrik (tanpa mengira jenis bahan)	7.4	1.9	18.6	6.8	-3.5
274/ 27400	Pembuatan kelengkapan pencahayaan elektrik	43.9	12.5	33.6	6.3	6.0
275/ 27500	Pembuatan perkakasan domestik	-17.2	-24.1	-31.7	-20.4	-18.0
279/ 27900	Pembuatan kelengkapan elektrik lain	5.7	31.8	26.9	26.0	35.4
281 & 282	Pembuatan jentera kegunaan umum dan kegunaan khas	3.0	3.1	1.2	3.0	4.9
	28120 Pembuatan alat-alat kuasa bendalir &	-0.1	2.1	-4.3	1.9	6.6
	28130 Pembuatan pam, pemampat, kepala paip dan injap lain					
	28180 Pembuatan alatan tangan yang menggunakan kuasa dilengkapkan dengan motor elektrik atau bukan motor elektrik atau pneumatik	15.3	0.1	-2.8	3.1	3.8
	28220 Pembuatan jentera pembentukan logam dan alatan mesin					
	28192 Pembuatan mesin penyaman udara, termasuk untuk kenderaan bermotor	-1.9	7.8	3.5	2.8	7.9
	28290 Pembuatan lain-lain mesin bertujuan khas t.t.t.l. Industri lain	1.0 0.6	-5.3 5.5	2.6 2.9	-6.1 6.0	-8.8 8.1
291 (29101 & 29102)	Pembuatan kenderaan bermotor	2.6	9.0	11.0	11.2	11.7
292/ 29200	Pembuatan kerangka (<i>coachwork</i>) untuk kenderaan bermotor; pembuatan treler dan semi treler	8.6	21.7	16.5	22.1	25.4
293/ 29300	Pembuatan alat ganti dan aksesori untuk kenderaan bermotor	-2.6	-2.0	-6.0	-2.6	2.3
301 (30110 & 30120)	Pembinaan kapal dan bot	-4.7	-1.6	-7.1	-2.2	2.5
302, 303, 304 & 309	Pembuatan lokomotif keretapi, <i>rolling stock</i> , kapal angkasa dan udara, jentera berkaitan, kenderaan tempur ketenteraan, dan kelengkapan pengangkutan t.t.t.l.	1.0	6.3	3.5	6.8	10.4
	30910 Pembuatan motosikal	10.7	10.7	11.7	13.8	15.3
	30920 Pembuatan basikal dan <i>invalid carriages</i> Industri lain	-4.2 -14.3	-8.4 5.4	-18.6 0.3	-13.4 3.6	-4.7 8.6
310	Pembuatan perabot	2.4	5.4	6.6	8.7	6.1
	31001 Pembuatan perabot kayu dan rotan	3.9	9.3	11.0	13.0	10.3
	Industri lain	-2.0	-7.4	-7.0	-4.6	-7.8
321 (32110 & 32120)	Pembuatan barang kemas, <i>bijouterie</i> dan artikel berkaitan	3.3	4.4	2.3	4.1	8.3
322, 325 & 329	Pembuatan instrumen muzik, peralatan dan bekalan perubatan dan pergigian dan pembuatan lain t.t.t.l.	7.9	1.5	1.2	1.6	3.8
	32901 Pembuatan alat tulis	-0.1	1.5	4.5	4.8	2.7
	Industri lain	10.3	1.5	0.3	0.7	4.1
323/ 32300	Pembuatan barangan sukan	7.0	1.3	-1.6	1.6	1.6
324/ 32400	Pembuatan permainan dan mainan	-0.4	28.2	59.6	49.3	20.9
331 & 332	Pembaikan pemasangan produk logam, jentera, kelengkapan dan pemasangan jentera perindustrian dan kelengkapan	1.6	4.7	3.7	7.1	4.6
	33150 Pembaikan dan penyelenggaraan kelengkapan pengangkutan kecuali motosikal dan basikal	-6.2	2.9	-3.1	3.9	-1.8
	Industri lain	3.9	5.2	5.6	7.9	6.3
Jumlah Pembuatan		3.0	5.2	4.1	5.2	6.7

2023		2022		2023		Group Description/Period
Q4	Q1	Q2	Q3	(Jan. - Okt.)	(Jan. - Okt.)	
21.2	3.1	-6.8	-1.8	28.0	-1.1	Manufacture of optical instruments, photographic equipment, magnetic and optical media
-8.3	-1.7	3.9	-1.2	-3.0	-0.03	Manufacture of electric motors, generators, transformers and electricity distribution and control apparatus
-1.4	2.5	0.6	2.0	7.0	2.2	Manufacture of electric motors, generators and transformers
-12.0	-3.9	6.1	-3.3	-8.3	-1.4	Manufacture of electricity distribution and control apparatus
11.0	14.8	15.6	16.0	9.1	15.4	Manufacture of batteries and accumulators
8.4	2.0	-1.6	-6.3	14.6	-3.3	Manufacture of wiring and wiring devices
-2.0	11.8	26.8	9.4	34.0	14.5	Manufacture of fibre optic cables
10.4	2.5	-2.9	-7.2	13.7	-4.0	Manufacture of other electronic and electric wires and cables
-12.2	-26.6	-21.1	-18.6	5.9	-22.0	Manufacture of current-carrying and non current-carrying wiring devices for electrical circuits regardless of material
8.3	-1.3	-2.3	2.2	13.2	-0.2	Manufacture of electric lighting equipment
-23.7	-24.1	-17.3	1.1	-24.0	-12.3	Manufacture of domestic appliances
37.8	30.3	14.1	7.6	30.5	15.9	Manufacture of other electrical equipment
3.3	2.3	0.9	0.2	3.1	1.0	Manufacture of general-purpose and special-purpose machinery
4.4	1.5	6.7	4.8	2.1	4.1	Manufacture of fluid power equipment
-3.1	-3.2	-0.1	-2.0	1.6	-2.5	Manufacture of other pumps, compressors, taps and valves
17.0	2.6	-12.2	-22.2	5.1	-11.8	Manufacture of power-driven hand tools with self-contained electric or non-electric motor or pneumatic drives
-9.2	-4.5	4.5	0.4	-4.3	-0.5	Manufacture of metal-forming machinery and machine tools
5.4	7.0	4.3	9.5	5.7	7.4	Manufacture of air-conditioning machines, including for motor vehicles
2.7	-5.4	-5.8	-0.9	10.6	-3.7	Manufacture of other special-purpose machinery
22.3	25.5	6.5	15.0	21.3	15.8	Other industry
-1.1	0.4	7.0	5.3	-2.1	4.2	Manufacture of motor vehicles
1.6	2.8	7.4	13.4	-2.0	8.5	Manufacture of bodies (coachwork) for motor vehicles; manufacture of trailers and semi-trailers
4.7	2.3	-0.2	-2.4	6.8	-0.2	Manufacture of parts and accessories for motor vehicles
2.4	-0.4	-2.9	-1.4	13.1	-1.1	Building of ships and boats
6.1	3.4	0.2	-21.2	-12.2	-8.4	Manufacture of railway locomotives, rolling stock, air and spacecraft, related machinery, military fighting vehicles and transport equipment n.e.c
9.7	8.8	7.0	6.0	4.4	7.0	Manufacture of motorcycles
0.6	3.8	4.2	6.1	6.4	4.8	Manufacture of bicycles and invalid carriages
3.7	6.9	8.9	8.8	10.6	8.1	Other industry
-10.1	-7.8	-12.8	-4.5	-6.9	-7.8	Manufacture of furniture
3.4	-0.9	-3.3	-0.8	4.5	-1.3	Manufacture of wooden and cane furniture
-0.4	-3.4	-0.3	0.5	2.1	-0.5	Other industry
-5.7	-6.7	-8.4	0.8	3.1	-4.3	Manufacture of jewellery, bijouterie and related articles
1.0	-2.6	2.0	0.5	1.8	0.5	Manufacture of musical instruments, medical and dental instruments and supplies and other manufacturing n.e.c.
3.6	5.2	1.9	-8.9	0.7	-1.8	Manufacture of stationery
4.6	17.4	21.7	5.0	35.4	13.6	Other industry
3.6	7.5	7.4	8.5	4.8	7.3	Manufacture of sports goods
12.8	16.1	12.2	9.7	-0.1	12.4	Manufacture of games and toys
1.3	5.2	6.2	8.2	6.1	6.0	Repair of fabricated metal products, machinery and equipment and installation of industrial machinery and equipment
5.0	4.3	3.6	3.0	5.3	3.6	Repair and maintenance of transport equipment except motorcycles and bicycles
						Other industry
						Total Manufacturing

Jadual Table **1.6b** : Gaji dan Upah yang Dibayar Sektor Pembuatan Mengikut Kumpulan: Perubahan Peratusan Tahunan (samb.)
: *Salaries and Wages Paid of Manufacturing Sector by Group: Annual Percentage Change (cont.)*

Kod Kumpulan Group code	Keterangan Kumpulan/Tempoh	2022									
		Jan.	Feb.	Mac	Apr.	Mei	Jun	Jul.	Ogo.	Sep.	Okt.
267 (26701 & 26702) & 268 (26800)	Pembuatan peralatan optikal, kelengkapan fotografi, media magnetik dan optikal	2.7	3.8	41.8	33.1	34.5	41.3	43.9	32.9	25.7	23.6
271	Pembuatan motor elektrik, penjana, transformer dan perkakasan pengagihan dan pengawalan elektrik	-2.5	-3.3	-3.4	0.6	-2.2	-3.1	-0.6	-1.3	-5.4	-7.9
	27101 Pembuatan motor elektrik, penjana dan transformer	13.1	12.8	11.5	10.1	10.5	4.4	4.7	3.4	1.2	1.6
	27102 Pembuatan perkakasan pengagihan dan pengawalan elektrik	-9.2	-9.7	-9.9	-5.2	-9.4	-7.6	-3.8	-4.1	-9.3	-13.3
272/ 27200	Pembuatan bateri dan akumulator	6.8	32.1	27.5	19.1	7.9	0.3	2.0	-1.3	3.5	5.1
273	Pembuatan pendawaian dan peranti pendawaian	10.9	8.3	17.6	13.2	15.1	15.0	18.4	19.8	14.0	14.5
	27310 Pembuatan kabel gantian optikal	60.5	50.3	55.3	43.1	43.3	33.2	52.5	49.7	2.3	2.4
	27320 Pembuatan wayar dan kabel elektronik dan elektrik lain	8.2	5.7	15.4	11.2	13.6	14.8	17.3	18.9	15.9	16.4
	27330 Pembuatan alatan pendawaian pembawa dan bukan pembawa arus untuk litar elektrik (tanpa mengira jenis bahan)	19.1	17.6	19.2	22.3	8.2	-5.8	-5.0	-3.0	-2.4	-2.5
274/ 27400	Pembuatan kelengkapan pencahayaan elektrik	43.2	38.6	18.2	8.1	8.8	2.8	2.9	7.7	7.3	5.8
275/ 27500	Pembuatan perkakasan domestik	-30.5	-31.6	-32.9	-25.6	-20.6	-15.6	-18.2	-17.6	-18.2	-22.1
279/ 27900	Pembuatan kelengkapan elektrik lain	21.6	23.4	36.5	22.4	23.5	32.3	33.5	28.9	43.1	38.6
281 & 282	Pembuatan jentera kegunaan umum dan kegunaan khas	2.0	1.1	0.3	2.8	2.9	3.2	5.1	5.2	4.6	4.7
	28120 Pembuatan alat-alat kuasa bendalir &	-1.4	-6.4	-5.1	-1.0	3.4	3.6	7.0	6.5	6.4	9.8
	28130 Pembuatan pam, pemampat, kepala paip dan injap lain										
	28180 Pembuatan alatan tangan yang menggunakan kuasa dilengkapkan dengan motor elektrik atau bukan motor elektrik atau pneumatik &	-7.7	0.2	-0.7	1.5	4.3	3.5	3.8	7.8	0.2	4.1
	28220 Pembuatan jentera pembentukan logam dan alatan mesin										
	28192 Pembuatan mesin penyaman udara, termasuk untuk kenderaan bermotor	-2.1	3.5	9.1	7.6	0.6	0.5	10.3	5.4	8.3	8.2
	28290 Pembuatan lain-lain mesin bertujuan khas t.t.t.l. Industri lain	5.7	7.6	-6.3	-5.6	-6.7	-6.1	-8.7	-8.7	-8.9	-8.5
		8.1	0.05	0.5	5.2	6.0	6.8	7.4	7.7	9.2	6.5
291 (29101 & 29102)	Pembuatan kenderaan bermotor	11.0	10.5	11.5	9.7	9.8	14.2	13.3	16.0	6.1	4.3
292/ 29200	Pembuatan kerangka (<i>coachwork</i>) untuk kenderaan bermotor; pembuatan treler dan semi treler	13.5	17.6	18.1	19.9	20.1	26.6	27.1	24.6	24.6	19.8
293/ 29300	Pembuatan alat ganti dan aksesori untuk kenderaan bermotor	-6.1	-6.2	-5.6	-6.2	-2.6	1.3	4.2	3.4	-0.5	-0.9
301 (30110 & 30120)	Pembinaan kapal dan bot	-6.7	-7.6	-7.0	-3.8	-1.6	-1.1	0.8	3.1	3.7	3.3
302, 303, 304 & 309	Pembuatan lokomotif keretapi, <i>rolling stock</i> , kapal angkasa dan udara, jentera berkaitan, kenderaan tempur ketenteraan, dan kelengkapan pengangkutan t.t.t.l.	2.5	3.8	4.2	3.2	5.6	12.2	11.9	11.4	8.1	6.4
	30910 Pembuatan motosikal	11.2	11.8	12.0	10.3	14.7	16.5	14.5	19.7	12.0	9.5
	30920 Pembuatan basikal dan <i>invalid carriages</i> Industri lain	-19.7	-17.4	-18.6	-19.9	-16.8	-1.4	6.8	-12.0	-6.9	-8.1
		-0.8	0.7	1.0	1.7	-0.6	10.2	8.6	8.6	8.5	8.3
310	Pembuatan perabot	6.7	5.2	7.9	8.5	7.9	9.6	9.8	9.3	0.2	0.3
	31001 Pembuatan perabot kayu dan rotan Industri lain	10.7	9.1	13.3	13.4	12.6	13.1	14.2	14.5	3.5	3.4
		-5.9	-7.0	-8.1	-6.0	-6.2	-1.4	-4.4	-7.3	-11.4	-10.4
321 (32110 & 32120)	Pembuatan barang kemas, <i>bijouterie</i> dan artikel berkaitan	5.0	1.0	0.8	1.9	2.4	8.2	9.0	14.2	2.3	2.2
322, 325 & 329	Pembuatan instrumen muzik, peralatan dan bekalan perubatan dan pergigian dan pembuatan lain t.t.t.l.	2.6	0.3	0.6	0.8	1.2	2.8	2.5	5.1	3.9	1.0
	32901 Pembuatan alat tulis Industri lain	4.8	5.6	3.2	4.8	1.3	8.6	5.8	5.5	-3.0	-4.7
		2.0	-1.0	-0.1	-0.3	1.2	1.3	1.6	5.0	5.8	2.5
323/ 32300	Pembuatan barangan sukan	-0.6	-2.7	-1.6	-0.8	1.3	4.3	7.5	4.5	-6.3	2.5
324/ 32400	Pembuatan permainan dan mainan	60.4	61.7	56.7	57.6	60.2	34.2	31.2	15.2	18.2	5.6
331 & 332	Pembaikan pemasangan produk logam, jentera, kelengkapan dan pemasangan jentera perindustrian dan kelengkapan	3.6	3.3	4.2	5.4	6.4	9.6	5.7	4.6	3.3	2.0
	33150 Pembaikan dan penyelenggaraan kelengkapan pengangkutan kecuali motosikal dan basikal Industri lain	-6.2	-2.5	-0.7	4.8	2.2	4.6	-4.8	-0.4	-0.1	3.2
		6.5	4.9	5.5	5.6	7.6	10.9	8.6	6.0	4.3	1.8
Jumlah Pembuatan		4.1	3.9	4.4	4.5	5.0	6.2	7.1	7.5	5.4	4.8

2023												Group Description/Period
Nov.	Dis.	Jan.	Feb.	Mac	Apr.	Mei	Jun	Jul.	Ogo.	Sep.	Okt.	
19.6	20.7	14.8	12.0	-11.5	-5.7	-7.2	-7.4	-8.1	-1.6	4.7	7.1	Manufacture of optical instruments, photographic equipment, magnetic and optical media
-10.2	-6.8	-3.1	-5.6	4.2	7.6	3.5	1.0	1.2	-2.5	-2.2	-2.1	Manufacture of electric motors, generators, transformers and electricity distribution and control apparatus
-2.6	-3.2	4.6	0.6	2.1	1.8	-0.5	0.7	-1.8	1.5	6.3	6.5	Manufacture of electric motors, generators and transformers
-14.4	-8.7	-7.3	-8.7	5.3	11.6	6.2	1.2	3.1	-5.1	-7.7	-7.9	Manufacture of electricity distribution and control apparatus
11.4	16.7	10.8	16.5	17.2	16.5	19.1	11.1	18.3	13.2	16.6	15.0	Manufacture of batteries and accumulators
10.8	1.0	2.2	3.6	0.1	-2.6	-3.3	1.1	-4.6	-5.9	-8.3	-13.9	Manufacture of wiring and wiring devices
-3.4	-4.5	11.6	14.4	9.4	25.2	26.9	28.0	14.3	10.4	4.1	6.4	Manufacture of fibre optic cables
13.2	2.6	2.7	4.2	0.6	-3.5	-5.2	-0.2	-5.6	-6.8	-9.1	-15.4	Manufacture of other electronic and electric wires and cables
-7.1	-27.3	-25.3	-27.3	-27.1	-28.6	-15.7	-19.1	-21.0	-17.7	-17.1	-20.3	Manufacture of current-carrying and non current-carrying wiring devices for electrical circuits regardless of material
9.9	9.1	-5.4	1.4	0.8	0.6	0.3	-6.9	2.1	2.8	1.7	1.5	Manufacture of electric lighting equipment
-22.8	-26.0	-27.3	-22.6	-22.2	-23.2	-15.2	-15.0	-8.2	1.8	12.0	9.4	Manufacture of domestic appliances
39.8	35.6	36.8	32.4	21.9	10.5	13.5	18.2	11.7	13.8	-1.0	7.4	Manufacture of other electrical equipment
1.4	4.0	1.7	0.5	4.8	1.0	0.2	1.6	0.2	0.1	0.1	-0.4	Manufacture of general-purpose and special-purpose machinery
4.4	0.3	-1.2	2.8	3.0	4.3	7.3	8.5	5.3	5.1	3.9	2.3	Manufacture of fluid power equipment
-5.1	-7.5	-2.6	-11.9	6.0	-1.1	-0.7	1.4	-0.4	-2.3	-3.2	-7.8	Manufacture of other pumps, compressors, taps and valves
10.4	32.8	5.6	5.5	-2.9	-10.1	-12.6	-13.9	-18.6	-25.5	-22.1	-20.9	Manufacture of power-driven hand tools with self-contained electric or non-electric motor or pneumatic drives
-8.3	-10.6	-7.5	-7.9	3.4	-2.4	7.4	9.5	12.6	-6.4	-5.1	-4.5	Manufacture of metal-forming machinery and machine tools
3.8	5.9	5.7	7.2	8.2	6.4	2.3	4.2	4.0	13.1	11.3	12.0	Manufacture of air-conditioning machines, including for motor vehicles
-0.3	4.1	-4.1	-5.9	-6.3	-7.2	-5.7	-4.5	-1.2	-2.2	0.9	-0.9	Manufacture of other special-purpose machinery
21.3	25.6	39.7	33.3	6.8	5.9	8.3	5.3	7.1	20.7	17.0	20.5	Other industry
-1.2	-1.1	-1.6	-0.8	3.8	3.5	9.4	8.1	8.1	5.0	2.9	3.6	Manufacture of motor vehicles
1.8	-0.3	3.0	3.4	2.1	0.02	10.6	12.1	11.5	13.7	14.9	15.7	Manufacture of bodies (coachwork) for motor vehicles; manufacture of trailers and semi-trailers
1.6	6.1	3.9	2.5	0.5	0.9	-0.2	-1.3	-0.7	-3.1	-3.6	-0.8	Manufacture of parts and accessories for motor vehicles
-3.4	1.3	1.6	1.9	-4.5	-1.7	-3.7	-3.2	-3.9	-1.6	1.1	3.8	Building of ships and boats
9.9	18.7	1.8	0.7	7.9	4.7	-1.1	-3.0	-4.6	-28.8	-30.0	-31.1	Manufacture of railway locomotives, rolling stock, air and spacecraft, related machinery, military fighting vehicles and transport equipment n.e.c
9.8	11.0	11.1	5.0	10.3	5.9	10.2	4.8	10.0	8.5	-0.1	4.5	Manufacture of motorcycles
0.1	1.4	4.8	3.3	3.2	2.9	5.2	4.6	6.4	6.6	5.2	5.8	Manufacture of bicycles and invalid carriages
3.6	4.0	8.5	6.4	5.9	5.5	11.0	10.2	9.6	9.6	7.2	7.5	Other industry
-11.8	-7.9	-8.6	-7.9	-7.0	-6.6	-16.1	-15.9	-5.8	-4.9	-2.9	-1.1	Manufacture of furniture
3.4	4.4	-3.4	-3.6	4.7	4.3	-2.8	-11.5	-1.1	-2.5	1.2	1.7	Manufacture of wooden and cane furniture
-0.7	-1.4	-2.6	-3.0	-4.7	-3.5	3.5	-0.8	-0.3	0.4	1.4	4.3	Other industry
-6.5	-5.8	-9.5	-4.9	-5.6	-12.4	-4.9	-7.8	-4.1	2.6	4.1	0.2	Manufacture of musical instruments, medical and dental instruments and supplies and other manufacturing n.e.c.
0.9	-0.3	-0.8	-2.5	-4.5	-1.0	5.8	1.1	0.8	-0.2	0.8	5.4	Manufacture of stationery
7.8	0.6	-0.7	8.4	8.1	3.2	5.8	-3.2	4.2	-14.6	-16.3	-12.7	Other industry
6.5	2.1	15.6	12.2	24.8	16.8	25.1	23.1	5.8	6.8	2.7	8.1	Manufacture of sports goods
1.9	6.9	7.0	9.1	6.4	5.8	8.5	8.1	8.2	8.8	8.5	3.4	Manufacture of games and toys
12.7	22.2	16.3	20.3	11.9	8.6	14.1	14.3	11.6	9.7	8.1	9.2	Repair of fabricated metal products, machinery and equipment and installation of industrial machinery and equipment
-0.9	3.0	4.6	6.1	4.9	5.0	7.1	6.5	7.4	8.6	8.6	1.9	Repair and maintenance of transport equipment except motorcycles and bicycles
4.7	5.4	4.0	4.6	4.2	3.9	4.0	3.0	2.9	3.0	3.2	3.4	Other industry
4.7	5.4	4.0	4.6	4.2	3.9	4.0	3.0	2.9	3.0	3.2	3.4	Total Manufacturing

Jadual **1.6c** : Gaji dan Upah yang Dibayar Sektor Pembuatan Mengikut Kumpulan: Perubahan Peratusan Bulanan/Suku Tahunan
 Table : *Salaries and Wages Paid of Manufacturing Sector by Group: Monthly/Quarterly Percentage Change*

Kod Kumpulan Group code	Keterangan Kumpulan/Tempoh	2022				2023			2022					
		Q1	Q2	Q3	Q4	Q1	Q2	Q3	Jan.	Feb.	Mac	Apr.	Mei	Jun
101	Pemprosesan dan pengawetan daging	-4.3	-1.4	0.9	13.8	3.6	2.5	0.7	-0.5	-9.0	-2.2	2.3	2.5	-1.9
102	Pemprosesan dan pengawetan ikan, krustasea dan moluska	-0.8	-0.9	1.3	4.3	1.3	-0.3	2.4	1.1	-4.5	-0.3	0.6	0.6	-0.4
	10201 Pengetinan ikan, krustasea dan moluska &	-1.3	-0.9	-0.1	6.9	2.4	-0.5	1.7	0.6	-3.8	-1.4	1.1	0.0	0.8
	10202 Pemprosesan dan pengawetan ikan, krustasea dan moluska Industri lain	1.5	-0.8	6.8	-5.4	-3.2	0.6	5.3	3.1	-7.1	4.2	-1.4	3.0	-4.8
103	Pemprosesan dan pengawetan buah-buahan dan sayur - sayuran	10.0	2.7	1.1	1.3	12.7	7.3	-4.7	8.1	-0.3	1.2	0.4	2.5	-0.1
	10303 Pengetinan nanas &	2.6	7.4	10.7	1.9	29.1	6.2	-7.4	-5.8	11.4	-7.3	-0.8	11.9	5.7
	10304 Pembuatan jem, marmalad dan sajian jeli Industri lain	10.4	2.5	0.5	1.2	11.7	7.4	-4.5	8.9	-0.9	1.7	0.5	2.0	-0.5
104	Pembuatan minyak dan lemak daripada sayuran dan haiwan	0.6	0.8	1.2	5.2	1.1	0.2	1.2	-4.6	-0.1	-0.1	-0.3	1.0	1.6
	10404 Pembuatan minyak sayuran mentah dan bertapis &	2.8	4.4	2.5	-2.7	1.3	0.8	-5.5	2.7	0.1	0.5	1.3	2.2	3.5
	10406 Pembuatan sebatian lemak masakan	12.5	4.0	-6.8	-3.3	19.0	3.6	12.4	11.1	1.7	0.1	2.4	0.9	1.0
	10405 Pembuatan minyak kelapa Industri lain	0.1	0.4	1.4	6.2	0.5	0.03	1.3	-5.6	-0.2	-0.1	-0.5	0.9	1.5
105	Pembuatan produk tenusu	9.2	2.8	-4.4	-2.6	6.4	3.3	-3.2	3.0	1.3	-0.7	4.4	0.9	-6.4
	10502 Pembuatan susu pekat, tepung dan sejat Industri lain	9.8	2.7	-3.3	-3.6	6.8	3.2	-4.2	2.5	2.6	-1.8	4.5	1.6	-7.1
		5.1	3.7	-13.0	5.4	3.4	3.6	4.9	7.2	-8.4	8.7	3.8	-3.8	-0.2
106	Pembuatan produk bijian, kanji dan produk berkanji	1.8	-1.0	0.1	-1.1	4.8	2.3	-2.4	2.7	-4.0	0.9	2.2	-3.4	-0.2
	10611 Pengilangan beras	0.9	-2.2	0.7	-0.6	8.2	-2.6	-0.6	5.3	-4.9	-0.1	1.0	-2.5	0.7
	10613 Pengilangan tepung Industri lain	2.1	0.9	-0.4	-2.8	1.6	8.8	-4.1	-0.9	-3.2	2.3	3.5	-4.2	-0.5
		6.8	-4.4	-0.6	6.1	0.9	-3.1	-4.4	8.5	-3.2	-1.5	1.9	-4.0	-5.1
107	Pembuatan produk makanan lain	2.6	1.7	1.5	4.3	0.5	-1.1	4.6	1.7	-1.4	4.4	-2.1	1.0	2.2
	10711 Pembuatan biskut dan cookies	2.0	3.7	2.6	2.0	3.7	2.1	8.1	3.5	-4.0	3.8	0.3	1.9	3.1
	10712 Pembuatan roti, kek dan produk bakeri lain	-8.1	4.5	4.1	3.7	-3.3	2.0	4.0	-3.9	-0.7	1.2	1.3	4.0	-0.2
	10713 Pembuatan produk snek	6.2	5.2	2.3	2.4	2.0	-3.6	5.3	6.7	-9.8	6.6	0.5	2.0	7.5
	10721 Pembuatan gula	12.4	-6.1	-4.0	-8.6	-5.3	-0.5	3.5	1.8	4.4	8.6	-13.5	3.2	-2.2
	10731 Pembuatan produk koko	11.6	-2.6	-5.2	3.9	-0.7	6.3	2.4	10.2	-7.1	8.4	8.9	-19.9	0.8
	10732 Pembuatan coklat dan produk coklat &	12.1	-0.2	0.3	4.9	-2.5	-9.4	9.1	6.6	0.4	14.3	-10.0	0.9	3.0
	10733 Pembuatan konfeksi gula	-8.1	-0.7	-1.1	5.8	5.0	2.1	4.7	-8.8	-0.9	4.7	-6.0	1.7	4.8
	10793 Pembuatan sos dan bahan perasa	13.2	1.7	4.0	9.8	2.4	-1.0	7.0	5.8	1.0	2.0	-0.8	-0.6	3.7
	10799 Pembuatan produk makanan lain t.t.t.l. Industri lain	6.9	0.7	0.02	4.0	1.6	-2.8	1.6	4.8	-1.1	3.7	-2.3	0.5	1.7
108/ 10800	Pembuatan makanan haiwan tersedia	-3.5	-0.7	0.5	6.2	1.2	-1.5	2.1	-13.6	-0.2	-0.2	-1.3	1.2	0.1
110	Pembuatan minuman ringan	-2.4	-3.2	0.1	11.9	-1.4	-1.9	0.2	-7.2	1.1	-4.7	2.6	-3.8	-1.0
	11041 Pembuatan minuman ringan	-4.1	-1.2	1.0	15.5	-2.9	-0.6	-2.4	-10.4	1.9	-5.6	4.3	-2.2	-1.8
	11042 Pengeluaran air mineral semulajadi dan minuman lain yang dibotolkan Industri lain	4.6	-7.1	-2.7	2.7	1.9	-3.8	4.6	4.3	-1.4	-0.6	-1.3	-7.3	-0.7
		-9.7	-8.9	1.1	6.4	5.4	-10.2	17.1	-11.8	2.4	-12.0	1.1	-6.9	6.7
120/ 12000	Pembuatan produk tembakau	0.3	-14.9	0.5	21.1	0.9	-11.6	-2.6	-16.4	6.7	-5.0	-13.9	0.0	0.2
131	Pemintalan, penenunan dan penyiapan tekstil	0.9	-1.2	1.8	4.2	-8.7	1.1	3.7	-3.4	-0.3	-1.3	-2.0	2.8	-0.2
	13110 Penyediaan dan pemintalan gentian tekstil &	2.6	-2.2	2.4	5.1	-9.7	4.3	5.6	-0.7	0.8	-1.4	-3.1	2.7	-0.5
	13120 Penenunan tekstil	-2.8	0.9	1.1	2.2	-7.5	-5.6	-1.4	-9.5	-2.5	-1.1	0.2	2.9	1.0
	13132 Pewarnaan, pelunturan, percetakan dan penyiapan akhir benang dan fabrik Industri lain	4.0	-1.2	-6.6	2.1	5.1	-4.0	7.6	4.9	-2.3	-0.1	0.3	3.4	-8.3
139	Pembuatan tekstil lain	-6.4	-1.1	2.7	3.4	7.0	3.0	-0.9	-4.5	-3.1	-1.6	0.1	2.1	-1.2
	13910 Pembuatan fabrik dikait dan dikrusye Industri lain	-15.1	-7.0	0.6	7.4	-5.9	8.7	-3.2	-13.7	0.4	-8.8	-2.5	3.1	-2.1
		-1.6	1.7	3.5	1.7	12.6	0.9	0.0	0.6	-4.8	2.0	1.2	1.6	-0.9
141	Pembuatan pakaian, kecuali pakaian berbulu	1.0	-5.9	0.6	11.7	0.3	-3.7	-2.0	-4.7	-6.8	-0.1	-1.2	-0.1	-7.2
	14102 Pembuatan pakaian Industri lain	-3.1	-6.3	1.5	14.2	-0.9	-5.0	-2.2	-7.6	-8.4	0.1	-1.5	1.1	-7.8
		10.6	-5.1	-1.2	6.5	2.8	-1.0	-1.8	2.0	-3.3	-0.3	-0.4	-2.3	-5.9
142 & 143	Pembuatan artikel daripada kulit bulu dan pakaian yang dikait dan dikrusye	7.0	2.9	-6.6	-3.1	1.4	1.0	2.2	7.4	-15.1	3.9	1.6	7.0	-0.4
151 (15110 & 15120)	Penyamakan dan pembersihan kulit, pembuatan bagasi, beg tangan, pelana dan abah-abah pembersihan dan pewarnaan bulu	-3.3	-3.8	2.0	7.5	-1.0	-0.04	-1.2	-0.5	-3.3	-0.9	-1.6	0.4	-2.2
152	Pembuatan kasut	3.3	-3.4	-2.6	6.5	5.8	-3.4	-1.8	1.7	-0.9	-0.7	-0.1	-1.9	-3.7
	15201 Pembuatan kasut kulit &	2.2	-2.8	-2.0	6.7	4.1	-3.9	-4.5	0.8	-1.6	-1.8	0.4	-0.5	-3.4
	15203 Pembuatan kasut getah Industri lain	6.4	-4.9	-4.1	5.9	10.4	-2.0	4.6	4.3	0.8	2.0	-1.3	-5.5	-4.4
161/ 16100	Pengilangan dan pengetaman kayu	-4.1	-5.3	-2.3	0.9	4.7	-4.7	3.0	-5.3	1.5	-5.1	-0.9	-2.4	0.3

2023																Group Description/Period
Jul.	Ogo.	Sep.	Okt.	Nov.	Dis.	Jan.	Feb.	Mac	Apr.	Mei	Jun	Jul.	Ogo.	Sep.	Okt.	
-0.3	1.7	1.4	0.7	9.3	14.2	-1.9	-8.0	-1.2	4.4	2.6	0.5	-3.4	2.3	4.4	0.6	Processing and preserving of meat
1.4	-0.5	0.6	3.7	0.3	0.4	1.8	-1.1	-0.2	-2.0	3.3	0.1	1.2	-0.5	1.3	-0.5	Processing and preserving of fish, crustaceans and molluscs
																<i>Canning of fish, crustaceans and molluscs</i>
-0.3	-1.2	1.1	4.8	1.7	1.4	1.6	-1.1	0.1	-2.5	3.7	-0.4	1.6	-1.7	1.0	-1.0	<i>Processing, curing and preserving of fish, crustacean and molluscs</i>
8.3	2.1	-1.4	-0.6	-5.3	-3.6	2.5	-1.4	-1.6	0.4	1.3	2.4	-0.8	4.6	2.7	1.3	<i>Other industry</i>
0.6	-0.5	0.1	0.5	0.7	1.1	8.4	3.6	1.9	4.1	1.0	0.03	-2.1	-4.9	0.9	-0.5	Processing and preserving of fruits and vegetable
																<i>Pineapple canning</i>
3.3	0.5	-1.8	0.05	1.7	5.5	12.4	12.8	4.7	-1.4	2.5	-3.1	-3.4	-2.7	-3.4	-3.5	<i>Manufacture of jams, marmalades and table jellies</i>
0.5	-0.6	0.2	0.5	0.7	0.8	8.1	2.9	1.7	4.5	0.9	0.3	-2.0	-5.0	1.2	-0.2	<i>Other industry</i>
1.8	-4.2	2.8	1.1	-1.3	13.9	-5.5	-1.4	-1.2	1.5	0.2	-0.7	2.5	-3.4	4.1	1.1	Manufacture of vegetable and animal oils and fats
																<i>Manufacture of crude and refined vegetable oil</i>
1.8	-2.5	-1.8	-1.6	1.3	0.0	1.9	-1.5	0.1	1.3	-1.0	1.8	-9.4	3.7	2.5	0.6	<i>Manufacture of compound cooking fats</i>
-8.1	1.4	-1.1	-3.5	-0.1	1.6	19.0	-1.4	-0.2	3.7	0.6	0.4	10.3	1.3	1.4	-1.5	<i>Manufacture of coconut oil</i>
2.1	-4.5	3.3	1.5	-1.6	15.4	-6.8	-1.3	-1.3	1.5	0.3	-0.9	3.2	-4.1	4.3	1.3	<i>Other industry</i>
-0.8	1.3	-1.6	-3.7	3.0	-0.7	3.0	5.7	-3.0	3.3	-0.8	2.1	-8.7	5.7	3.0	-2.8	Manufacture of dairy products
0.6	1.5	-1.4	-5.0	3.5	-1.1	2.6	7.9	-4.4	4.1	-1.5	2.3	-9.7	6.0	3.0	-3.3	<i>Manufacture of condensed, powdered and evaporated milk</i>
-10.9	-0.1	-2.6	7.1	-0.7	2.1	6.2	-9.8	9.2	-2.4	5.2	0.6	-0.2	3.0	2.8	1.1	<i>Other industry</i>
2.4	1.3	-5.2	0.1	0.8	4.3	1.9	-0.3	-0.3	3.3	-3.3	4.7	-2.9	-1.9	-0.3	-1.1	Manufacture of grain mill products, starches and starch products
0.5	1.6	-1.1	-0.5	-0.6	1.8	4.1	4.4	0.1	-2.6	-1.6	-1.3	2.9	-3.0	0.2	-1.2	<i>Rice milling</i>
3.9	1.6	-10.4	0.1	2.6	6.8	-1.3	-3.0	-0.6	9.9	-5.0	11.9	-8.9	-0.5	-0.6	-1.4	<i>Flour milling</i>
6.2	-3.3	1.5	4.1	0.3	5.6	8.5	-14.7	-2.1	6.5	-3.7	0.2	-0.3	-3.9	-1.3	2.3	<i>Other industry</i>
-1.6	0.7	2.5	-0.3	1.9	4.1	-0.9	-2.8	0.01	-1.2	1.6	-0.1	1.6	2.0	3.3	0.2	Manufacture of other food products
-2.3	3.0	1.1	-1.3	2.5	-0.1	4.4	-1.9	-0.6	1.1	3.2	-0.1	6.0	0.5	1.9	-0.9	<i>Manufacture of biscuits and cookies</i>
-1.3	1.1	10.4	-3.8	1.3	-0.5	-0.2	-3.5	-2.6	3.9	2.7	-2.0	3.8	-0.2	2.6	-0.9	<i>Manufacture of bread, cakes and other bakery products</i>
-3.7	0.5	0.8	-0.9	1.2	5.3	-2.7	1.2	0.6	-4.1	-2.2	3.6	0.2	3.5	3.1	1.2	<i>Manufacture of snack products</i>
-4.8	1.1	1.5	4.0	-11.6	-18.9	16.9	1.5	-9.2	1.1	8.7	-3.3	-1.2	4.3	4.1	3.2	<i>Manufacture of sugar</i>
-0.4	2.9	1.7	1.0	1.4	-0.4	-3.2	4.8	-2.6	14.8	-10.1	-1.8	7.7	-0.5	0.6	-0.4	<i>Manufacture of cocoa products</i>
																<i>Manufacture of chocolate and chocolate products</i>
-1.1	0.3	-3.3	1.5	1.3	13.8	-10.0	-1.6	0.7	-9.5	0.4	-0.3	3.3	5.7	5.2	3.1	<i>Manufacture of sugar confectionery</i>
-4.6	0.4	-1.0	1.1	0.2	14.9	-8.3	-2.5	19.3	-6.7	-4.0	3.5	-2.8	7.8	4.4	0.1	<i>Manufacture of sauces and condiments</i>
0.2	0.1	4.7	2.6	5.6	-0.01	7.8	-9.8	-0.6	-1.5	6.4	0.9	1.0	2.0	5.6	0.0	<i>Manufacture of other food products n.e.c.</i>
-1.1	0.02	-0.5	0.6	2.6	6.1	-1.3	-1.3	-2.9	-1.5	1.9	-0.4	-0.3	1.1	2.4	0.3	<i>Other industry</i>
0.6	-0.2	-1.2	-0.1	0.2	21.3	-13.8	7.9	-4.7	-2.9	4.2	-1.8	2.7	-1.7	1.2	1.4	Manufacture of prepared animal feeds
-1.1	1.6	6.6	-0.04	5.2	9.4	-6.8	-2.6	-0.2	1.6	-3.3	-0.8	-0.7	0.3	7.2	0.3	Manufacture of beverages
-1.6	2.9	8.2	-0.2	7.2	11.3	-9.6	-2.9	-0.4	2.5	-2.1	-0.9	-1.4	-3.1	7.3	0.2	<i>Manufacture of soft drinks</i>
0.5	-2.3	4.0	0.1	0.3	1.6	1.5	-3.3	4.4	-0.5	-7.4	-0.3	0.6	7.0	6.1	0.8	<i>Production of natural mineral waters and other bottled waters</i>
-2.1	2.4	-0.8	1.3	-0.4	15.1	-1.2	2.7	-12.6	-1.2	-1.7	-0.6	2.5	17.4	9.5	-0.3	<i>Other industry</i>
-0.01	-3.7	8.7	4.7	2.2	27.6	-17.0	7.0	-3.6	-10.5	-1.3	-0.4	-2.2	-3.8	8.8	3.5	Manufacture of tobacco products
-0.4	0.4	3.3	0.3	0.8	3.0	-7.1	-6.6	1.7	0.1	3.9	-1.2	1.4	2.2	0.7	-1.4	Spinning, weaving and finishing of textiles
																<i>Preparation and spinning of textile fibres</i>
-0.4	0.4	6.1	-0.2	1.1	1.5	-5.6	-10.5	5.0	1.6	5.6	-1.4	4.3	0.6	-0.05	-1.8	<i>Weaving of textiles</i>
-0.2	0.8	-2.5	1.5	-0.2	7.0	-10.6	1.0	-4.8	-2.1	-0.5	-1.2	-5.8	7.0	2.7	-0.2	<i>Dyeing, bleaching, printing and finishing of yarns and fabrics</i>
-1.9	-1.5	2.5	0.9	2.5	-4.4	-0.8	12.8	-0.8	-13.0	6.4	6.8	2.5	-1.5	-1.6	-2.2	<i>Other industry</i>
2.4	-0.01	1.2	0.8	2.6	-0.1	6.7	-1.8	2.0	1.4	1.8	-1.3	-1.0	0.02	1.2	0.8	Manufacture of other textiles
0.9	0.1	0.3	3.3	6.1	-1.0	-6.5	0.1	-2.1	8.7	2.2	-0.3	-5.0	1.6	0.7	2.6	<i>Manufacture of knitted and crocheted fabrics</i>
3.1	-0.03	1.5	-0.2	1.2	0.3	12.5	-2.5	3.6	-1.1	1.7	-1.7	0.5	-0.6	1.4	0.1	<i>Other industry</i>
4.9	-0.2	3.2	-0.6	9.2	11.1	-4.5	-7.2	0.5	0.5	-0.9	-4.3	0.6	-1.2	4.1	-0.8	Manufacture of wearing apparel, except fur
6.2	-1.0	4.0	-0.6	9.8	15.8	-6.9	-9.0	-0.2	1.1	-1.3	-5.9	2.7	-2.5	4.1	-0.7	<i>Manufacture of clothings</i>
2.3	1.3	1.6	-0.7	7.8	1.1	1.1	-3.1	1.9	-0.8	-0.1	-1.0	-3.5	1.6	4.2	-1.0	<i>Other industry</i>
-0.8	-11.5	-0.1	-1.1	0.8	5.4	4.0	-10.3	2.8	2.7	0.8	-1.0	1.5	1.3	0.5	-1.3	Manufacture of articles of fur, knitted and crocheted apparel
																<i>Tanning and dressing of leather; manufacture of luggage, handbags, saddlery and harness; dressing and dyeing of fur</i>
-4.2	9.4	4.4	-0.2	1.1	3.0	-2.0	-2.4	1.0	0.6	0.2	-1.8	-1.3	-0.4	4.8	1.9	Manufacture of footwear
																<i>Manufacture of leather footwear</i>
-4.8	5.5	5.2	-0.1	-0.8	6.1	0.8	0.5	-2.1	-2.6	0.5	-1.5	-6.0	1.1	5.3	0.5	<i>Manufacture of rubber footwear</i>
-4.0	5.2	4.3	0.8	2.4	-3.1	10.4	2.1	-0.1	-2.8	1.8	-2.8	-1.1	7.3	6.5	1.5	<i>Other industry</i>
-2.0	-0.7	2.2	-0.4	-1.1	2.4	2.9	2.5	-3.2	-1.8	-1.9	-1.0	5.0	-1.7	1.5	2.0	Sawmilling and planing of wood

Jadual Table **1.6c** : Gaji dan Upah yang Dibayar Sektor Pembuatan Mengikut Kumpulan: Perubahan Peratusan Bulanan/Suku Tahunan
 : Salaries and Wages Paid of Manufacturing Sector by Group: Monthly/Quarterly Percentage Change

Kod Kumpulan Group code	Keterangan Kumpulan/Tempoh	2022				2023			2022					
		Q1	Q2	Q3	Q4	Q1	Q2	Q3	Jan.	Feb.	Mac	Apr.	Mei	Jun
162	Pembuatan produk daripada kayu, gabus, jerami dan bahan jalinan lain	0.4	-1.8	2.2	2.9	2.5	-1.6	2.1	0.7	-2.5	-0.3	-0.7	0.9	-1.9
16211	Pembuatan kepingan venier dan papan lapis	-4.8	-3.5	6.8	3.8	-3.7	-1.5	5.6	-5.5	-1.9	-1.1	-2.8	1.9	-1.6
16212	Pembuatan papan partikel dan papan gentian	8.4	0.3	-2.6	-0.01	10.8	-5.4	3.3	6.3	-1.4	1.8	1.0	-1.6	-1.2
16221	Pertukangan kayu untuk jurubina	6.4	-0.2	-0.4	2.8	11.9	0.2	-2.6	7.1	-1.5	-1.3	2.0	0.3	-3.0
	Industri lain	2.8	-0.5	-3.1	2.8	2.8	-0.9	-2.5	7.9	-6.7	1.3	0.8	1.3	-1.9
170	Pembuatan kertas dan produk kertas	1.2	-1.5	0.7	4.1	1.3	-4.5	0.6	-0.05	2.1	-1.9	-0.8	-0.8	1.4
17010	Pembuatan pulpa, kertas dan kertas tebal	-1.0	1.5	1.6	0.03	-12.3	-17.7	2.0	1.3	0.5	-1.5	-2.4	4.5	5.4
17020	Pembuatan kertas gelugur dan kertas tebal dan bekas daripada kertas dan kertas tebal	-1.7	2.6	3.1	4.0	2.6	-0.4	2.5	2.0	-5.1	-0.2	3.8	0.4	1.3
17091	Pembuatan sampul surat dan kad surat	-8.8	-2.2	2.3	1.2	-3.0	-0.7	-2.7	-3.9	-6.9	-1.4	-1.7	4.5	-0.2
17092	Pembuatan kertas kegunaan rumah dan pembersih peribadi	12.4	-4.9	-2.8	3.8	15.5	-10.6	-4.9	-4.0	30.4	-6.5	-3.1	-8.4	0.8
17093	Pembuatan kertas bergam atau pelekat yang berjalur atau bergulung dan label dan kertas dinding	-6.1	-11.4	-2.2	7.0	-6.8	-2.4	-0.9	-6.4	0.7	-1.7	-10.1	-1.5	1.2
	Industri lain	9.9	-0.8	-0.3	7.3	1.8	1.6	3.0	6.0	-5.3	-0.1	1.0	1.1	-1.9
181 & 182	Percetakan, aktiviti perkhidmatan berkaitan percetakan dan penerbitan semua media rakaman	5.3	-1.3	-3.2	6.1	3.4	1.1	-2.8	-1.2	-4.7	2.0	-2.1	1.9	-0.4
18110	Percetakan	4.8	0.2	-3.6	6.2	2.5	2.2	-3.2	-2.3	-4.8	2.7	-1.2	2.1	-0.2
18120	Aktiviti perkhidmatan berkaitan percetakan &	8.4	-9.1	-0.7	5.5	8.0	-4.7	-0.5	4.3	-4.2	-1.9	-6.7	0.9	-1.7
18200	Penerbitan semua media rakaman													
192 (19201 & 19202)	Pembuatan produk petroleum bertapis	1.2	-15.4	8.5	8.3	8.2	-15.8	4.0	-10.8	-0.7	16.9	-25.1	-0.1	7.4
201	Pembuatan kimia asas, baja dan sebatian nitrogen, plastik dan getah sintetik dalam bentuk primer	4.4	-1.5	2.6	0.6	6.3	-7.2	-3.5	-2.4	1.7	5.2	-5.4	-2.3	5.1
20111	Pembuatan gas perindustrian atau perubatan bukan organik dalam bentuk cecair atau mampat	24.5	-0.1	5.0	-3.2	21.2	-8.7	12.0	20.6	2.3	0.1	-0.9	-3.3	6.6
20112	Pembuatan kimia organik asas &	5.4	-2.4	5.8	-0.1	5.7	-9.5	-6.6	0.1	0.7	2.5	-5.3	-2.6	8.5
20113	Pembuatan sebatian bukan organik													
20121	Pembuatan baja &	4.4	-7.3	-0.7	2.7	-1.5	-2.3	-6.7	-9.9	10.2	10.4	-16.5	1.4	-0.1
20129	Pembuatan produk campuran nitrogen													
20131	Pembuatan plastik dalam bentuk primer	-3.8	1.5	-3.3	2.4	5.8	-2.7	-2.1	-11.3	-0.2	11.4	-3.6	-3.2	0.9
	Industri lain	11.3	3.7	2.3	0.9	1.9	-14.4	-6.8	5.7	4.7	0.2	1.8	0.4	0.0
202 & 203	Pembuatan produk kimia lain dan serat buatan manusia	3.4	-7.3	0.4	4.5	3.1	-4.4	2.8	-4.5	-1.2	2.1	-6.2	-3.3	-0.1
20210	Pembuatan racun perosak dan produk agrokimia lain	18.1	-0.7	-8.0	4.5	11.8	14.0	-9.8	21.6	-10.2	22.8	-1.0	-11.9	-3.9
20221	Pembuatan cat, varnis dan penyadur dan mastik	14.0	-13.7	0.6	8.8	14.0	-4.8	5.6	14.8	-11.2	1.2	-5.7	-9.0	1.9
20222	Pembuatan dakwat cetak	-5.3	-7.3	-2.1	2.1	-6.2	-2.2	-1.0	-7.4	-2.1	1.8	-3.3	-5.3	-3.3
20231	Pembuatan sabun dan bahan pencuci, penyediaan membersihkan dan mengilap &	5.5	-14.0	2.0	6.6	10.1	-7.4	2.0	-10.7	9.4	-0.4	-14.6	-3.7	1.7
20232	Pembuatan pewangi dan penyediaan dandanan diri													
20291	Pembuatan plat fotografi, filem, sensitized paper dan other sensitized unexposed materials &	-4.0	-0.1	2.3	2.1	-8.0	-7.7	9.5	-10.8	-3.7	-0.3	-0.1	2.5	-0.4
20292	Pembuatan dakwat menulis dan melukis &													
20299	Pembuatan produk kimia lain t.t.t.l.													
	Industri lain	5.6	6.1	-1.2	-5.9	4.0	-1.4	-15.8	5.7	0.7	-0.3	3.2	5.0	-1.5
210	Pembuatan produk farmaseutikal, kimia perubatan dan botani	-4.5	8.7	3.3	4.4	-10.7	4.6	3.5	-10.3	-2.3	0.0	12.7	-4.5	0.7
21001	Pembuatan bahan aktif ubat-ubatan untuk digunakan oleh bidang farmakologi dalam pembuatan ubat-ubatan	-6.1	8.9	2.3	7.0	-12.8	3.5	0.6	-12.5	-3.5	1.0	12.8	-4.6	0.5
	Industri lain	1.8	8.0	6.9	-5.3	-2.1	8.8	13.7	-0.1	2.2	-3.7	12.4	-4.1	1.6
221	Pembuatan produk getah	-6.4	13.3	2.5	-7.9	-6.0	6.3	7.4	-4.9	-3.9	0.7	4.6	9.0	9.1
22111	Pembuatan tayar getah untuk kenderaan	-7.0	19.8	7.0	-4.3	15.4	4.3	4.8	-5.6	-12.4	18.5	-0.7	18.9	0.6
22112	Pembuatan bunga tayar yang boleh ditukar ganti dan tayar celup	1.7	13.9	2.2	0.8	6.8	12.3	6.9	3.1	-7.9	23.6	0.4	1.0	2.8
22191	Pembuatan produk lain daripada getah asli atau sintetik, tidak divulkan, divulkan atau dikeraskan &	4.0	8.0	5.7	-6.0	-0.9	5.1	2.7	-3.1	0.8	5.2	2.7	0.7	3.0
22193	Pengilangan semula getah dan prosesan susu getah													
22192	Pembuatan sarung tangan getah	-12.2	19.0	1.4	-11.7	-13.9	10.5	10.7	-6.2	-5.0	-2.8	6.0	16.4	14.2
22199	Pembuatan produk getah lain yang t.t.t.l.	1.1	-0.4	0.3	-1.0	-1.9	-2.8	4.8	-3.7	-1.1	-4.0	5.8	-6.3	4.1
222	Pembuatan produk plastik	-0.7	8.9	0.0	0.3	-1.2	3.2	-2.5	-2.4	-1.1	6.9	3.7	2.8	-2.9
22201	Pembuatan produk plastik separa siap &	-4.3	10.7	-0.4	4.7	-1.2	-1.3	-5.7	-4.8	1.3	5.0	5.2	6.6	-8.1
22202	Pembuatan produk plastik siap													
22203	Pembuatan artikel plastik untuk pembungkusan barangan	1.1	17.1	0.2	6.5	9.6	9.0	-9.1	-3.1	-7.2	23.6	4.0	2.4	-3.0
22204	Pembuatan barangan plastik jurubina	4.9	4.9	-2.6	4.8	9.2	13.0	-10.4	0.7	-5.5	9.1	1.9	1.9	-6.4
22205	Pembuatan pinggan mangkuk, peralatan dapur dan barangan tandas daripada plastik	2.3	2.3	1.5	-4.7	-0.7	2.1	-0.7	-1.5	0.8	4.7	-0.5	-0.7	-0.1
22209	Pembuatan pelbagai produk plastik t.t.t.l.	1.1	3.9	0.0	-7.4	-10.3	2.8	8.2	0.1	0.1	-0.3	3.1	0.1	2.5
231 (23101 & 23102 & 23109)	Pembuatan kaca dan produk kaca	1.8	2.2	4.5	7.6	-4.7	-0.7	1.2	-0.3	-5.6	1.4	-0.1	7.0	-3.4

2023																Group Description/Period
Jul.	Ogo.	Sep.	Okt.	Nov.	Dis.	Jan.	Feb.	Mac	Apr.	Mei	Jun	Jul.	Ogo.	Sep.	Okt.	
2.5	0.6	0.8	0.6	0.6	3.2	0.3	0.4	-1.0	-0.8	0.7	-2.2	2.4	1.3	0.3	0.8	Manufacture of products of wood, cork, straw and plaiting materials
4.4	3.2	1.9	-0.6	2.3	1.5	-6.2	2.3	-1.8	-1.4	2.1	-3.0	6.2	1.0	0.4	0.1	Manufacture of veneer sheets and plywood
-0.4	-0.7	-1.3	-0.3	0.5	3.4	9.5	-0.8	-2.0	-0.6	-1.3	-7.2	6.1	5.2	-1.7	1.0	Manufacture of particle board and fibreboard
3.8	-3.1	-0.2	3.7	-5.0	11.7	7.3	-1.3	-1.4	2.3	-1.5	1.0	-2.4	-0.2	-0.9	0.4	Manufacture of builders' carpentry
-1.8	-1.1	0.7	1.5	2.7	-2.0	3.2	-1.3	2.8	-3.3	1.4	0.6	-5.1	0.9	3.6	3.2	Other industry
-1.0	0.8	1.6	0.7	0.4	5.2	-3.4	3.0	-2.0	-3.8	-0.8	0.4	-1.0	1.2	2.6	1.8	Manufacture of paper and paper products
-2.5	-0.4	-1.4	3.9	-1.4	-5.4	-13.5	12.6	-7.2	-8.5	-13.8	0.8	4.3	2.6	2.0	7.3	Manufacture of pulp, paper and paperboard
-0.9	3.5	1.9	-0.5	2.1	1.9	1.8	-1.6	-0.1	-1.1	2.0	-0.1	0.8	0.3	2.8	0.7	Manufacture of corrugated paper and paperboard and of containers of paper and paperboard
1.1	-1.2	2.4	0.1	-1.9	3.6	-4.1	-1.9	2.4	-1.4	-0.1	-0.6	-3.2	-0.6	4.0	3.0	Manufacture of envelopes and letter-card
0.3	-2.5	3.3	-0.6	-3.1	15.9	-2.3	15.4	-4.7	-11.4	-0.9	0.3	-9.8	6.3	3.7	1.5	Manufacture of household and personal hygiene paper
-3.7	-0.6	5.0	3.0	1.3	-0.5	-5.5	-1.2	-2.1	-1.2	0.04	1.7	-0.2	-3.0	0.7	1.7	Manufacture of gummed or adhesive paper in strips or rolls and labels and wall paper
1.2	-0.1	-1.5	0.2	1.8	20.8	-8.7	-3.0	0.5	1.2	1.0	1.1	0.7	0.8	2.1	0.8	Other industry
-2.7	0.2	-2.9	3.2	3.8	6.6	0.8	-5.3	2.2	-0.3	3.4	-1.4	-2.4	0.7	-2.9	0.9	Printing, service activities related to printing and reproduction of recorded media
-3.2	-0.1	-2.8	3.4	3.2	7.3	-0.6	-5.0	2.6	0.9	2.7	-1.6	-2.5	0.4	-2.6	0.8	Printing
0.1	1.7	-3.2	1.7	6.6	2.9	8.7	-6.7	-0.1	-6.8	7.5	-0.7	-2.3	2.3	-4.8	1.5	Service activities related to printing
																Reproduction of recorded media
-0.4	0.9	10.2	-0.5	-4.8	16.1	-4.7	-1.5	17.2	-24.6	-0.5	4.5	-2.6	2.1	6.9	4.3	Manufacture of refined petroleum products
1.4	-1.8	-0.7	0.3	-0.6	5.3	1.0	-1.0	8.0	-7.2	-9.0	4.4	-0.5	-3.2	-1.6	1.4	Manufacture of basic chemicals, fertilizer and nitrogen compounds, plastics and synthetic rubber in primary forms
-0.5	5.1	-3.4	1.3	-5.7	0.1	6.4	20.6	5.9	-17.1	-0.4	1.3	9.8	0.9	2.2	2.8	Manufacture of liquefied or compressed inorganic industrial or medical gases
2.2	-1.5	-0.2	0.3	-3.0	7.0	2.2	-3.1	5.9	-5.2	-14.6	9.1	-2.8	-4.9	-3.3	2.1	Manufacture of basic organic chemicals
1.8	-4.4	0.4	-0.3	1.7	9.6	-4.9	-10.0	12.1	-5.8	-0.2	-0.4	-3.6	-3.6	-1.4	-0.8	Manufacture of inorganic compounds
0.1	-3.7	-1.1	0.1	5.5	2.3	-1.9	-0.1	13.7	-8.3	-3.1	-0.8	1.4	-2.4	-0.8	0.3	Manufacture of fertilizers
3.5	-2.0	0.2	-0.04	-0.3	4.9	5.8	-7.9	-4.3	1.2	-16.0	1.3	-4.7	3.2	2.8	1.0	Manufacture of associated nitrogen products
3.2	-1.5	-1.4	0.03	0.8	16.3	-7.8	2.5	-1.5	-2.8	-2.4	0.4	3.1	0.9	-1.0	0.2	Manufacture of other chemical products and man-made fibres
1.0	-8.2	10.8	-0.6	2.0	-0.5	2.8	0.8	23.6	-2.0	1.2	1.6	-4.7	-12.8	6.4	5.5	Manufacture of pesticides and other agrochemical products
3.5	-1.7	0.8	2.3	0.4	18.2	-1.4	12.5	-12.6	1.9	-2.9	1.1	0.0	10.1	-2.6	-1.6	Manufacture of plastics in primary forms
1.3	1.3	-0.8	1.3	-0.4	3.6	-7.7	-2.5	3.5	-3.7	2.0	-3.5	2.3	-1.0	-2.6	-1.4	Manufacture of paints, varnishes and similar coatings ink and mastics
0.8	3.2	-2.2	-1.9	1.6	23.8	-10.1	11.8	-4.5	-5.6	-4.3	1.3	3.2	1.8	-5.0	-3.1	Manufacture of printing ink
6.4	-4.4	-4.6	0.8	0.4	17.6	-11.4	-9.8	-0.5	-2.2	-2.9	-0.04	8.2	2.2	2.3	3.0	Manufacture of soap and detergents, cleaning and polishing preparations
-1.4	1.6	-4.4	-1.6	-1.8	-2.1	6.1	6.6	-12.3	4.2	3.5	-3.1	4.8	-24.9	-9.2	-6.5	Manufacture of perfumes and toilet preparations
2.3	3.5	-0.8	2.3	-5.1	15.2	-14.2	-5.5	0.5	9.7	-4.9	0.4	2.8	3.9	-1.3	2.4	Manufacture of photographic plates, films, sensitized paper and other sensitized unexposed materials
1.5	3.3	-0.3	4.3	-6.6	19.6	-17.0	-6.8	0.9	10.5	-7.2	0.8	0.8	3.8	-1.8	2.6	Manufacture of writing and drawing ink
5.5	4.0	-2.7	-5.0	1.3	-1.8	-1.0	-0.2	-0.6	7.1	3.7	-1.0	10.0	4.2	0.3	1.8	Manufacture of other chemical products n.e.c.
-4.1	-0.4	-4.3	-4.0	0.03	-3.2	-5.6	2.1	1.3	0.6	3.2	5.6	1.6	3.2	-3.7	-2.8	Manufacture of pharmaceuticals, medicinal chemical and botanical products
-0.7	4.6	-3.8	-3.5	1.4	-1.9	22.3	-3.8	-7.2	12.8	-1.0	-2.3	6.2	2.6	-3.4	-3.5	Manufacture of medicinal active substances to be used for their pharmacological properties in the manufacture of medicaments
-2.1	3.2	-0.1	1.7	-1.2	-3.2	0.8	0.5	25.2	-5.5	4.2	-0.1	2.0	5.0	0.3	0.04	Other industry
1.7	1.7	1.8	-8.7	-0.01	3.4	-6.2	1.0	7.7	1.7	-2.0	-1.7	4.3	-0.7	2.2	-0.7	Manufacture of rubber products
-7.1	-3.1	-7.2	-4.0	0.7	-7.9	-12.1	6.5	-3.0	0.3	8.7	11.9	-1.5	6.2	-6.7	-4.0	Manufacture of rubber tyres for vehicles
-1.5	3.2	-2.3	-0.1	-2.3	3.5	-3.9	-3.2	8.2	-6.1	-2.3	2.6	5.1	-1.1	-1.5	-2.0	Manufacture of interchangeable tyre treads and retreading rubber tyres
-0.4	2.4	-0.4	-0.7	-1.8	5.2	-2.9	-2.9	2.9	3.7	-0.4	-3.3	-0.6	0.6	0.1	0.2	Manufacture of other products of natural or synthetic rubber, unvulcanized, vulcanized or hardened
0.7	5.1	-2.2	1.5	-0.03	8.9	-3.9	0.8	-9.9	7.9	-0.5	-5.2	-5.1	4.9	-0.4	-0.6	Rubber remilling and latex processing
0.8	2.0	-2.1	6.4	-0.9	4.3	4.5	-7.6	23.7	-1.4	0.7	-4.6	2.3	-12.0	-1.8	-2.1	Manufacture of rubber gloves
0.5	0.4	1.2	1.5	-1.5	10.1	0.5	-1.2	9.9	1.3	11.0	-5.7	-1.8	-13.2	2.0	1.6	Manufacture of other rubber products n.e.c.
0.4	1.9	0.4	-2.7	-5.7	2.7	-2.0	1.2	2.1	0.4	-0.5	0.7	-3.7	5.1	-1.9	0.9	Manufacture of plastics products
-2.5	0.2	2.4	-7.4	-3.5	2.1	-8.0	-4.4	1.0	5.3	-2.1	-0.5	2.6	8.3	2.7	2.7	Manufacture of semi-manufactures of plastic products
2.4	-0.8	8.3	-0.5	0.5	7.6	-4.1	-7.8	-0.8	0.6	3.6	-1.2	-0.1	-0.3	3.4	-2.0	Manufacture of finished plastic products
																Manufacture of plastic articles for the packing of goods
																Manufacture of builders' plastics ware
																Manufacture of plastic tableware, kitchenware and toilet articles
																Manufacture of diverse plastic products n.e.c.

Jadual Table **1.6c** : Gaji dan Upah yang Dibayar Sektor Pembuatan Mengikut Kumpulan: Perubahan Peratusan Bulanan/Suku Tahunan
 : *Salaries and Wages Paid of Manufacturing Sector by Group: Monthly/Quarterly Percentage Change*

Kod Kumpulan Group code	Keterangan Kumpulan/Tempoh	2022				2023			2022					
		Q1	Q2	Q3	Q4	Q1	Q2	Q3	Jan.	Feb.	Mac	Apr.	Mei	Jun
239	Pembuatan pengeluaran galian bukan logam t.t.t.l.	0.1	2.0	-0.4	2.0	-3.4	2.0	2.1	-2.2	-2.2	3.6	-0.2	0.8	0.1
23911	Pembuatan mortar refraktori dan konkrit &													
23921	Pembuatan seramik bukan refraktori	-12.9	5.3	1.6	2.3	-7.5	7.1	1.9	-12.5	-0.6	7.0	-3.4	8.6	-3.7
23930	Pembuatan produk porselin dan seramik lain	8.9	-1.6	-2.2	-2.0	-10.0	-5.0	4.6	-0.3	9.9	-6.4	-5.6	7.8	1.1
23941	Pembuatan simen hidraulik	-1.6	0.3	-2.5	3.7	3.6	2.3	-2.7	2.4	-12.1	1.9	1.8	3.7	-2.1
23951	Pembuatan konkrit dan mortar siap bancuh dan bancuhan kering	2.8	2.2	1.0	-1.2	-5.2	-1.3	2.6	-3.6	-3.5	8.5	-0.5	-3.0	1.4
23952	Pembuatan konkrit pratuangan, simen atau artikel batu buatan yang digunakan dalam pembinaan;													
23953	Pembuatan komponen struktur pasang siap untuk bangunan atau kejuruteraan awam dari simen, batu atau konkrit buatan &	0.0	1.1	0.2	1.2	-1.6	3.5	3.3	3.6	-0.8	0.9	-1.0	2.0	1.2
23959	Pembuatan artikel konkrit, simen dan plaster lain t.t.t.l.													
23990	Pembuatan produk mineral bukan logam lain t.t.t.l. Industri lain	0.3	-0.3	-0.8	8.3	-1.0	0.1	3.6	-10.5	-2.3	1.6	-6.6	10.0	-0.4
		5.1	8.4	-3.7	2.9	-7.8	4.4	-1.9	-0.7	-2.6	10.1	14.8	-15.6	-0.8
241 (24101 & 24102 & 24103 & 24104 & 24109)	Pembuatan besi dan keluli asas	6.7	-4.7	-5.7	6.9	5.7	-5.5	-4.5	-1.8	-2.3	3.6	-4.0	-2.7	-1.5
242 (24201 & 24202 & 24209)	Pembuatan logam asas berharga dan logam bukan ferus lain	-1.6	-7.9	0.1	6.5	9.9	-7.9	-4.4	-3.3	-1.7	-8.1	-3.3	3.4	-2.5
243	Pengacuan logam	1.0	-5.6	1.4	3.0	-2.3	-3.9	-3.6	-0.9	0.7	-1.0	-3.6	-1.4	-2.3
251 & 252	Pembuatan produk struktur logam, tangki, takungan, penjana wap, senjata dan peluru	-0.3	-2.7	0.2	4.9	1.9	-0.9	0.4	1.6	-4.1	-0.8	-0.9	1.4	-2.7
25113	Pembuatan pintu, tingkap dan bingkai, penutup tingkap dan pintu pagar daripada logam &	-1.2	-4.2	-1.1	7.6	3.6	-1.0	-1.0	1.4	-6.4	-1.1	0.2	0.9	-6.2
25119	Pembuatan produk struktur logam lain													
25120	Pembuatan tangki, takungan dan kontena daripada logam Industri lain	-0.3	-1.4	2.5	1.0	-0.7	-0.3	2.5	0.7	-0.8	-1.1	-2.3	2.5	0.7
		3.4	-0.3	-1.9	6.3	2.0	-2.7	-0.2	5.1	-3.8	1.6	-1.1	0.4	2.3
259	Pembuatan lain-lain produk yang direka daripada logam; aktiviti perkhidmatan kerja logam	0.5	-4.4	-0.6	4.8	4.6	-4.2	1.1	-2.2	-3.0	-0.2	-4.3	2.1	-1.3
25910	Tempaan, tekanan, hentakan dan bentuk gelekkan logam; serbuk metalurgi	-1.4	-3.1	-3.1	3.4	-2.2	-3.4	3.1	-7.6	0.1	-2.2	-1.1	1.9	-5.3
25920	Rawatan dan penyalutan logam; menggunakan mesin	3.3	-1.8	-7.1	4.4	1.9	-3.6	-7.4	-5.3	1.6	-3.4	-3.1	3.7	2.1
25991	Pembuatan tin untuk produk makanan dan minuman, tiub dan kotak boleh dilipat	-5.6	-2.3	8.4	14.6	-1.3	-4.8	8.2	-8.8	-2.4	2.3	-3.6	-0.4	2.7
25992	Pembuatan kabel, plaited bands (jalur/pita berpintal) dan artikel seumpamanya daripada logam &	1.5	-7.9	3.2	5.1	5.2	-1.4	1.2	2.0	-2.9	-0.1	-12.1	9.5	-1.1
25993	Pembuatan bolt, skru, nat dan produk uliran seumpamanya													
25994	Pembuatan barangan rumah daripada logam	-0.9	5.5	1.7	-6.3	0.7	-1.3	6.4	-0.1	-7.3	7.6	-0.8	5.0	1.8
25999	Pembuatan produk lain yang direka daripada logam t.t.t.l. Industri lain	6.5	-1.4	-1.7	1.3	12.3	-8.5	-0.9	3.0	-2.7	0.7	-1.2	1.5	-2.3
		-13.3	-19.7	-8.9	6.0	15.9	-0.1	3.7	-2.9	-23.2	3.8	3.6	-25.1	-0.7
261	Pembuatan komponen dan papan elektronik	4.1	-5.0	-3.4	7.1	3.2	-3.4	-7.5	-5.9	3.9	-6.6	-1.1	-0.8	-0.5
26101	Pembuatan diod, transistor dan alatan semikonduktor yang seumpamanya &	1.6	-2.7	-4.1	5.4	2.9	-2.7	-4.3	-7.4	1.9	-4.2	-0.8	-0.9	2.6
26102	Pembuatan litar elektronik bersepadu dengan pemasangan mikro													
26103	Pembuatan kapasitor dan perintang elektrik &													
26104	Pembuatan papan litar bercetak &	8.6	-10.0	-1.3	11.1	3.6	-5.0	-13.4	-4.1	8.9	-12.7	-1.8	-0.3	-6.1
26105	Pembuatan komponen paparan													
26109	Pembuatan komponen lain untuk aplikasi elektronik	9.9	-1.5	-6.6	2.5	5.3	0.1	-11.5	7.0	-4.1	9.5	-2.0	-2.6	-6.8
262 (26201 & 26202)	Pembuatan komputer dan kelengkapan peranti	-1.6	-0.3	-0.9	7.5	-5.1	-0.3	2.9	-7.3	-3.8	4.3	-3.2	2.3	-0.3
263/ 26300	Pembuatan peralatan komunikasi	6.4	1.1	-4.6	13.0	-0.2	-6.3	-9.9	3.2	-0.7	1.5	12.1	-16.1	1.0
264/ 26400	Pembuatan peralatan elektronik pengguna	5.4	-0.7	4.9	-0.2	-3.9	-5.5	8.9	8.2	-5.2	-2.9	2.6	-1.1	3.8
265	Pembuatan kelengkapan mengukur, menguji, memandu arah dan kawalan; jam tangan dan jam	10.9	11.9	8.8	12.2	-11.6	20.0	3.9	-6.1	2.3	11.6	-4.7	7.7	9.4
26511	Pembuatan kelengkapan mengukur, menguji, memandu arah dan kawalan &	11.7	13.6	9.1	12.8	-12.6	22.2	3.4	-6.4	3.3	13.0	-4.7	8.0	10.2
26512	Pembuatan kelengkapan kawalan proses perindustrian													
26520	Pembuatan jam tangan dan jam dan bahagiannya	3.1	-6.2	5.6	4.8	2.7	-6.6	10.8	-3.0	-7.9	-3.7	-3.7	4.3	-0.3
266/ 26600	Pembuatan peralatan penyinaran, perubatan elektro dan elektroterapeutik	4.9	4.2	-1.4	1.9	2.3	1.3	-13.0	16.8	-0.5	7.3	-1.8	1.4	1.4

2023																Group Description/Period
Jul.	Ogo.	Sep.	Okt.	Nov.	Dis.	Jan.	Feb.	Mac	Apr.	Mei	Jun	Jul.	Ogo.	Sep.	Okt.	
-0.5	-1.1	1.5	0.5	0.04	2.6	-2.9	-4.4	2.3	-0.2	3.5	-0.2	-0.4	0.4	3.6	0.3	Manufacture of non-metallic mineral products
																<i>Manufacture of refractory mortars and concretes</i>
3.6	-3.1	-0.3	1.0	-0.8	9.4	-12.3	-4.1	7.6	-0.7	4.8	2.8	-3.0	1.9	0.9	-0.1	<i>Manufacture of non-refractory ceramic</i>
-6.8	1.8	1.0	-0.9	-3.4	-0.4	8.4	-23.6	-0.4	-0.2	8.7	-1.5	1.0	2.2	0.8	-2.4	<i>Manufacture of other porcelain and ceramic products</i>
-0.8	-5.8	7.6	-2.9	0.9	9.4	2.2	-7.0	-0.4	1.4	6.8	-2.5	-1.4	-4.6	4.1	-4.3	<i>Manufacture of hydraulic cement</i>
0.3	1.5	-0.6	1.5	-6.0	3.8	-3.9	-2.2	-0.8	-0.8	0.9	0.7	-0.2	0.2	5.4	-1.1	<i>Manufacture of ready-mix and dry-mix concrete and mortars</i>
																<i>Manufacture of precast concrete, cement or artificial stone articles for use in construction</i>
0.6	-3.4	1.4	0.1	5.0	-5.5	3.1	-5.7	4.2	0.3	4.0	-0.6	2.8	-2.0	3.0	0.5	<i>Manufacture of prefabricated structural components for building or civil engineering of cement, concrete or artificial stone</i>
																<i>Manufacture of other articles of concrete, cement and plaster n.e.c.</i>
-5.1	0.9	3.2	2.3	-2.0	14.1	-9.9	2.3	-0.3	-6.2	10.1	-1.4	-4.9	7.7	4.0	3.6	<i>Manufacture of other non-metallic mineral products n.e.c.</i>
0.8	2.3	1.2	0.1	0.05	3.7	-9.7	-2.9	4.7	6.9	-7.2	1.4	-2.4	0.9	4.7	2.3	<i>Other industry</i>
-4.9	0.1	2.9	-0.02	0.7	13.1	-0.3	-3.9	0.6	-3.2	-0.3	-3.7	-3.0	0.6	1.9	-0.8	Manufacture of basic iron and steel
-1.0	2.0	1.0	2.0	0.2	8.7	3.5	2.9	-4.5	-5.6	0.9	-2.7	-1.8	-2.9	2.3	1.1	Manufacture of basic precious and other non-ferrous metals
3.3	-1.4	3.2	-0.4	0.2	5.0	-0.4	-7.9	0.6	-0.5	-2.3	1.3	-5.9	2.0	2.9	2.1	Casting of metals
1.8	-2.3	3.9	0.8	2.4	2.1	-0.1	-0.8	1.1	-2.3	2.4	-1.9	1.1	-0.4	-0.2	-0.9	Manufacture of structural metal products, tanks, reservoirs , steam generators , weapons and ammunition
																<i>Manufacture of metal doors, windows and their frames, shutters and gates</i>
2.6	-3.5	8.4	-0.5	3.1	4.7	-1.0	-0.4	2.5	-3.6	2.9	-2.2	0.8	-1.1	-1.4	-1.4	<i>Manufacture of other structural metal products</i>
2.0	-1.2	0.2	1.3	0.1	-0.5	0.4	-0.5	-1.3	-0.2	2.3	-1.6	2.4	-0.2	1.6	-1.2	<i>Manufacture of tanks, reservoirs and containers of metal</i>
-2.2	-0.4	-3.1	4.5	6.7	-1.2	2.5	-3.6	2.0	-2.5	0.3	-1.2	-1.1	2.7	-0.3	2.0	<i>Other industry</i>
-1.5	1.2	0.9	0.7	1.0	7.0	-0.4	1.3	-2.0	-4.0	2.0	-1.9	-0.5	1.8	2.9	1.5	Manufacture of other fabricated metal products; metal working service activities
																<i>Forging, pressing, stamping and roll-forming of metal; powder metallurgy</i>
-1.1	2.5	-1.8	0.1	-0.8	12.8	-7.3	-2.2	-2.3	-0.4	1.1	-4.4	3.1	3.4	1.3	0.8	<i>Treatment and coating of metals; machining</i>
-8.2	-2.4	0.8	-0.6	2.9	10.1	-5.1	2.2	-4.7	-0.7	-0.9	0.3	-0.9	-9.4	-0.3	-0.9	<i>Manufacture of tins and cans for food products, collapsible tubes and boxes</i>
-1.1	5.7	11.4	-0.9	7.5	2.3	-3.2	-1.4	-2.9	-4.2	3.3	-1.2	0.2	8.5	5.6	1.5	<i>Manufacture of metal cable, plaited bands and similar articles</i>
																<i>Manufacture of bolts, screws, nuts and similar threaded products</i>
1.8	-1.1	-0.3	3.5	0.5	5.3	-1.4	4.9	-0.8	-5.6	6.0	-1.6	-0.7	0.01	3.2	3.2	
3.5	-4.1	-5.2	-2.7	0.4	2.8	-0.5	-1.0	-0.2	-0.2	-0.7	-0.7	7.4	-0.8	0.8	-0.01	<i>Manufacture of metal household articles</i>
-2.2	2.4	-0.1	-0.1	-1.6	5.0	11.3	-2.2	-1.3	-7.2	1.3	-1.9	-3.6	3.9	3.1	1.7	<i>Manufacture of any other fabricated metal products n.e.c.</i>
0.2	2.9	-0.9	1.3	0.4	12.0	-5.7	22.0	-1.9	0.02	-7.0	-1.1	-0.3	7.6	6.5	0.3	<i>Other industry</i>
-4.4	0.5	3.9	-0.5	-0.7	15.6	-7.8	4.6	-2.7	-2.5	0.05	-1.6	-8.5	1.6	3.3	-0.4	Manufacture of electronic components and boards
																<i>Manufacture of diodes, transistors and similar semiconductor devices</i>
-6.6	0.6	2.5	-0.5	-1.3	14.7	-7.7	3.0	1.1	-2.4	-3.3	0.7	-5.2	2.0	0.9	-0.7	<i>Manufacture of electronic integrated circuits micro assemblies</i>
																<i>Manufacture of electrical capacitors and resistors</i>
0.3	0.3	7.5	-0.4	0.4	18.0	-8.6	8.1	-10.3	-2.8	7.1	-6.3	-15.4	3.0	7.7	-0.3	<i>Manufacture of printed circuit boards</i>
																<i>Manufacture of display components</i>
-1.2	0.1	-0.05	-0.2	-1.0	9.9	-1.4	0.1	2.0	-1.2	-0.7	1.1	-6.3	-13.2	9.9	3.9	<i>Manufacture of other components for electronic applications</i>
-5.2	1.6	8.5	-1.5	-4.8	19.5	-13.3	3.1	-8.7	4.8	5.3	-9.9	6.3	-0.2	6.5	-1.4	Manufacture of computers and peripheral equipment
-1.2	4.4	-2.4	-0.1	23.6	-5.8	-1.1	-3.1	0.8	-4.5	-4.5	4.9	-16.1	10.6	-4.0	-0.9	Manufacture of communication equipment
-3.4	11.6	-3.8	-0.8	0.1	-1.3	-0.4	-7.3	7.1	-9.6	2.5	2.4	-1.1	7.1	8.0	-0.4	Manufacture of consumer electronics
-4.2	6.0	1.6	1.5	5.7	10.1	-22.3	4.0	6.5	4.4	9.2	7.4	-3.9	-0.5	1.7	-0.8	Manufacture of measuring, testing, navigating and control equipment; watches and clocks
																<i>Manufacture of measuring, testing, navigating and control equipment</i>
-4.6	6.2	1.7	1.6	6.1	10.0	-23.7	4.7	7.1	5.1	9.9	8.0	-4.9	-0.3	1.8	-0.9	<i>Manufacture of industrial process control equipment</i>
2.6	2.8	-0.7	0.3	0.1	11.6	-1.5	-4.6	0.03	-4.0	-0.6	-2.4	14.8	-2.8	0.4	0.4	<i>Manufacture of watches and clocks and parts</i>
-2.0	-0.4	-1.4	-0.6	-1.6	14.3	-7.7	4.8	-3.0	5.6	-4.5	-1.9	-8.6	-3.1	-0.2	-0.3	Manufacture of irradiation, electromedical and electrotherapeutic equipment

Jadual Table **1.6c** : Gaji dan Upah yang Dibayar Sektor Pembuatan Mengikut Kumpulan: Perubahan Peratusan Bulanan/Suku Tahunan
 : *Salaries and Wages Paid of Manufacturing Sector by Group: Monthly/Quarterly Percentage Change*

Kod Kumpulan Group code	Keterangan Kumpulan/Tempoh	2022				2023			2022					
		Q1	Q2	Q3	Q4	Q1	Q2	Q3	Jan.	Feb.	Mac	Apr.	Mei	Jun
267 (26701 & 26702) & 268 (26800)	Pembuatan peralatan optikal, kelengkapan fotografi, media magnetik dan optikal	18.3	8.0	-4.3	-0.8	0.6	-2.3	0.7	-5.1	0.2	40.8	-13.8	-1.2	5.8
271	Pembuatan motor elektrik, penjana, transformer dan perkakasan pengagihan dan pengawalan elektrik	-5.1	-12.0	8.4	1.2	1.8	-7.0	3.1	-5.5	-4.0	-7.2	-12.2	9.0	2.8
27101	Pembuatan motor elektrik, penjana dan transformer	-7.6	4.4	4.7	-2.5	-3.9	2.5	6.1	-3.0	-8.7	-3.1	3.8	7.6	2.7
27102	Pembuatan perkakasan pengagihan dan pengawalan elektrik	-3.7	-20.6	11.0	3.6	5.2	-12.3	1.2	-6.8	-1.5	-9.3	-20.7	10.0	2.8
272/ 27200	Pembuatan bateri dan akumulator	1.2	-3.0	6.7	6.1	4.6	-2.4	7.0	2.5	1.7	-3.6	-5.4	7.8	-1.9
273	Pembuatan pendawaian dan peranti pendawaian	0.5	0.1	6.9	0.8	-5.4	-3.4	1.7	-6.0	-2.0	-1.7	-3.5	7.4	2.0
27310	Pembuatan kabel gentian optikal	-26.4	0.5	20.4	10.1	-16.0	13.9	3.9	-33.6	-1.3	2.2	-9.7	15.5	-0.4
27320	Pembuatan wayar dan kabel elektronik dan elektrik lain	3.1	0.4	6.1	0.5	-4.3	-4.9	1.4	-3.5	-2.3	-2.0	-2.8	7.1	2.1
27330	Pembuatan alatan pendawaian pembawa dan bukan pembawa arus untuk litar elektrik (tanpa mengira jenis bahan)	6.2	-8.3	0.9	-10.7	-11.2	-1.4	4.1	7.0	2.6	-2.8	-8.3	-0.4	3.9
274/ 27400	Pembuatan kelengkapan pencahayaan elektrik	1.0	-10.4	16.0	3.2	-8.0	-11.2	21.4	8.1	-10.0	-15.1	-5.1	6.8	14.6
275/ 27500	Pembuatan perkakasan domestik	6.3	-4.3	-11.3	-15.5	5.8	4.2	8.5	3.7	-1.5	-1.9	-19.1	31.0	-0.5
279/ 27900	Pembuatan kelengkapan elektrik lain	6.6	1.8	9.6	15.9	0.7	-10.9	3.3	-7.2	-0.7	2.8	-1.5	1.1	2.8
281 & 282	Pembuatan jentera kegunaan umum dan kegunaan khas	1.0	-4.7	1.2	6.1	-0.1	-6.0	0.4	-2.3	-0.9	-7.6	1.6	0.0	-2.2
28120 & 28130	Pembuatan alat-alat kuasa bendalir	-7.5	-0.7	4.5	8.9	-10.1	4.4	2.5	-19.1	-5.4	1.3	0.8	-0.3	-1.2
28180 & 28220	Pembuatan alatan tangan yang menggunakan kuasa dilengkapkan dengan motor elektrik atau bukan motor elektrik atau pneumatik	-8.4	-3.6	3.8	5.8	-8.5	-0.5	1.8	-13.5	5.8	-13.3	3.2	1.8	-0.9
28220	Pembuatan jentera pembentukan logam dan alatan mesin													
28192	Pembuatan mesin penyaman udara, termasuk untuk kenderaan bermotor	4.4	-4.6	9.7	7.2	-8.4	-18.4	-2.7	0.8	5.1	4.7	-10.1	1.8	-0.1
28290	Pembuatan lain-lain mesin bertujuan khas t.t.t.l. Industri lain	3.5	-13.5	-8.6	10.9	8.9	-5.2	-12.3	-3.9	1.3	-20.0	8.5	-10.2	-1.7
		5.7	-3.3	-1.0	4.2	7.2	-5.7	3.9	7.2	-5.9	-6.7	3.8	1.6	-4.0
291 (29101 & 29102)	Pembuatan kenderaan bermotor	-0.6	1.7	-3.3	5.1	-8.5	1.3	1.8	-8.0	2.4	-7.5	6.2	0.4	-0.3
292/ 29200	Pembuatan kerangka (<i>coachwork</i>) untuk kenderaan bermotor; pembuatan treler dan semi treler	2.4	12.5	2.6	3.4	5.1	-4.5	10.8	-6.0	4.0	14.0	1.5	0.3	1.2
293/ 29300	Pembuatan alat ganti dan aksesori untuk kenderaan bermotor	-2.6	0.5	-4.0	5.3	-1.2	7.0	-5.4	-8.1	2.3	-2.9	4.0	-3.8	1.0
301 (30110 & 30120)	Pembinaan kapal dan bot	10.3	-5.6	-4.1	1.7	11.6	-1.3	1.3	-0.7	1.3	20.8	-13.2	-5.4	-1.9
302, 303, 304 & 309	Pembuatan lokomotif keretapi, <i>rolling stock</i> , kapal angkasa dan udara, jentera berkaitan, kenderaan tempur ketenteraan, dan kelengkapan pengangkutan t.t.t.l.	5.5	1.7	-2.1	-0.3	3.1	-0.8	-4.4	3.5	3.6	2.9	-1.2	1.6	-3.5
30910	Pembuatan motosikal	7.1	3.6	-3.6	-4.3	4.1	1.1	-2.2	3.0	3.4	7.6	-1.7	1.7	-5.2
30920	Pembuatan basikal dan <i>invalid carriages</i>	0.2	-2.1	1.5	6.5	-2.3	-5.2	-20.2	9.2	1.8	-4.7	-1.4	4.0	-2.0
	Industri lain	4.7	-1.1	-0.4	6.3	3.8	-2.7	-1.2	1.7	5.2	-4.5	0.4	-0.2	0.4
310	Pembuatan perabot	2.2	-4.4	-1.0	4.0	5.5	-4.0	0.7	2.1	-1.9	-0.5	-2.8	0.5	-3.2
31001	Pembuatan perabot kayu dan rotan	3.2	-4.6	0.7	4.5	6.5	-2.8	0.6	2.5	-1.9	-0.3	-3.3	0.8	-3.1
	Industri lain	-1.2	-3.8	-7.3	2.1	1.3	-9.0	1.5	0.6	-1.6	-1.5	-0.8	-0.5	-3.5
321 (32110 & 32120)	Pembuatan barang kemas, <i>bijouterie</i> dan artikel berkaitan	1.4	-7.5	-1.0	11.4	-2.8	-9.8	1.6	-8.6	-4.8	-5.3	-1.6	-1.1	-0.2
322, 325 & 329	Pembuatan instrumen muzik, peralatan dan bekalan perubatan dan pergigian dan pembuatan lain t.t.t.l.	0.9	-2.8	1.9	-0.4	-2.1	0.4	2.8	-1.6	-0.8	-1.4	-2.2	0.1	1.8
32901	Pembuatan alat tulis	1.4	-1.1	-1.7	-4.3	0.4	-2.9	8.1	0.1	0.4	-1.7	1.3	-2.9	1.7
	Industri lain	0.8	-3.2	3.0	0.6	-2.8	1.3	1.4	-2.0	-1.2	-1.4	-3.1	0.9	1.8
323/ 32300	Pembuatan barangan sukan	-0.1	-4.2	-0.3	8.5	1.5	-7.2	-10.9	0.4	-3.3	0.4	-4.5	1.9	-0.5
324/ 32400	Pembuatan permainan dan mainan	-12.6	0.3	16.2	2.6	-1.8	4.0	0.3	-22.7	2.6	-4.2	-0.7	1.6	6.0
331 & 332	Pembaikan pemasangan produk logam, jentera, kelengkapan dan pemasangan jentera perindustrian dan kelengkapan	1.0	-0.9	-5.8	9.8	4.8	-0.9	-4.8	0.2	-1.1	2.3	2.3	-4.8	-3.3
33150	Pembaikan dan penyelenggaraan kelengkapan pengangkutan kecuali motosikal dan basikal	3.1	-1.6	-7.3	20.0	6.2	-5.0	-9.3	0.3	2.5	3.2	1.8	-7.9	-2.8
	Industri lain	0.5	-0.7	-5.4	7.3	4.4	0.2	-3.6	0.1	-1.9	2.0	2.5	-4.0	-3.4
Jumlah Pembuatan		1.4	-0.8	0.2	4.1	0.8	-1.4	-0.4	-3.2	-0.8	0.5	-1.6	0.9	0.4

2023																Group Description/Period
Jul.	Ogo.	Sep.	Okt.	Nov.	Dis.	Jan.	Feb.	Mac	Apr.	Mei	Jun	Jul.	Ogo.	Sep.	Okt.	
-3.7	-4.7	-2.4	-1.8	-0.7	14.6	-9.7	-2.3	11.3	-8.1	-2.9	5.6	-4.5	2.1	3.8	0.4	Manufacture of optical instruments, photographic equipment, magnetic and optical media
2.3	2.5	-1.3	-2.2	-0.6	11.9	-1.7	-6.5	2.4	-9.3	4.8	0.3	2.5	-1.2	-1.1	-2.1	Manufacture of electric motors, generators, transformers and electricity distribution and control apparatus
0.1	1.6	-1.9	0.2	-4.3	2.8	4.8	-12.2	-1.7	3.5	5.1	3.9	-2.4	5.0	2.7	0.4	Manufacture of electric motors, generators and transformers
3.8	3.2	-1.0	-3.8	1.9	17.6	-5.3	-3.0	4.6	-16.0	4.6	-2.0	5.8	-5.0	-3.7	-4.0	Manufacture of electricity distribution and control apparatus
1.5	6.2	-0.7	1.4	2.3	4.7	-2.7	6.9	-3.1	-6.0	10.2	-8.5	8.0	1.6	2.2	-0.01	Manufacture of batteries and accumulators
1.0	3.1	0.1	2.1	-6.0	5.5	-4.8	-0.7	-5.1	-6.1	6.6	6.7	-4.8	1.7	-2.4	-4.1	Manufacture of wiring and wiring devices
10.1	3.0	7.8	-0.1	-0.7	13.1	-22.4	1.2	-2.3	3.3	17.1	0.5	-1.6	-0.5	1.7	2.1	Manufacture of fibre optic cables
0.4	3.1	-0.4	2.4	-6.6	5.9	-3.5	-0.8	-5.4	-6.7	5.3	7.5	-5.1	1.8	-2.8	-4.8	Manufacture of other electronic and electric wires and cables
-1.8	2.1	-3.2	0.2	-2.3	-24.4	10.0	-0.2	-2.5	-10.1	17.6	-0.3	-4.1	6.4	-2.4	-3.7	Manufacture of current-carrying and non current-carrying wiring devices for electrical circuits regardless of material
0.04	6.4	-1.1	-2.3	2.2	8.1	-6.3	-3.6	-15.5	-5.3	6.5	6.3	9.8	7.2	-2.1	-2.6	Manufacture of electric lighting equipment
-9.1	-8.3	-14.0	-3.0	-1.8	2.5	1.9	4.8	-1.4	-20.1	44.6	-0.3	-1.8	1.7	-5.4	-5.2	Manufacture of domestic appliances
0.5	0.3	19.4	-3.7	1.2	19.2	-6.3	-3.9	-5.4	-10.7	3.8	7.1	-5.0	2.1	3.9	4.4	Manufacture of other electrical equipment
0.6	2.7	1.0	1.5	-1.5	12.2	-4.4	-2.1	-3.6	-2.1	-0.7	-0.9	-0.7	2.6	1.0	0.9	Manufacture of general-purpose and special-purpose machinery
3.1	2.9	0.9	1.8	-3.4	23.7	-20.3	-1.5	1.5	2.2	2.5	-0.1	0.1	2.6	-0.3	0.3	Manufacture of fluid power equipment
0.3	4.2	1.7	4.1	-3.5	4.7	-8.9	-4.3	4.3	-3.7	2.3	1.2	-1.5	2.3	0.8	-0.9	Manufacture of other pumps, compressors, taps and valves
5.3	7.2	-3.5	-0.7	3.2	17.1	-19.8	5.0	-3.6	-16.8	-1.0	-1.6	-0.4	-1.9	1.0	0.8	Manufacture of power-driven hand tools with self-contained electric or non-electric motor or pneumatic drives
-4.1	-0.5	1.0	3.2	0.2	20.2	-0.5	0.9	-10.2	2.4	-1.2	0.3	-1.3	-17.4	2.4	3.9	Manufacture of metal-forming machinery and machine tools
-0.2	0.8	2.6	0.5	-2.4	9.7	6.9	-4.6	-5.8	2.1	-2.4	-2.2	-0.4	9.6	1.0	1.2	Manufacture of air-conditioning machines, including for motor vehicles
-4.5	4.5	-4.7	1.9	-1.2	17.4	-15.3	0.6	-7.9	5.2	2.0	0.9	-1.2	3.5	-1.6	0.1	Manufacture of other special-purpose machinery
0.1	-1.5	8.2	-3.5	0.2	6.2	4.6	-0.8	-8.7	0.6	2.6	-1.6	1.7	11.1	4.9	-0.6	Other industry
-4.7	0.9	2.2	0.4	0.5	8.0	-8.6	3.1	1.6	3.8	1.7	-0.2	-4.7	-1.9	0.2	1.0	Manufacture of motor vehicles
-1.4	-0.04	1.4	0.2	0.1	1.6	2.6	1.7	19.2	-14.9	4.6	-0.5	-2.0	2.0	2.4	0.9	Manufacture of bodies (coachwork) for motor vehicles; manufacture of trailers and semi-trailers
-0.6	-1.4	3.7	-0.3	-3.6	1.6	1.5	2.1	0.9	-0.9	0.5	-4.6	0.01	-3.8	3.2	2.5	Manufacture of parts and accessories for motor vehicles
-1.1	-0.3	2.2	-0.2	-8.9	1.8	3.3	3.7	0.9	1.1	-0.4	-4.7	-1.8	2.1	5.0	2.5	Building of ships and boats
0.5	0.2	2.8	-1.5	8.9	0.5	-6.4	0.7	2.1	-4.4	-1.7	-3.9	-1.2	-25.2	1.0	-2.9	Manufacture of railway locomotives, rolling stock, air and spacecraft, related machinery, military fighting vehicles and transport equipment n.e.c
0.2	-5.0	8.3	0.1	2.8	1.9	1.8	-0.6	0.3	-3.7	3.9	-4.5	5.2	-6.4	-0.4	4.7	Manufacture of motorcycles
-1.0	0.5	4.9	-0.5	-0.1	3.7	5.6	-3.3	-0.7	-3.0	2.8	-3.8	0.7	0.7	3.5	0.0	Manufacture of bicycles and invalid carriages
0.1	0.8	5.8	-0.7	-0.2	3.8	7.0	-3.8	-0.7	-3.7	6.1	-3.9	-0.5	0.8	3.5	-0.4	Other industry
-5.0	-0.6	1.5	0.1	0.1	3.3	-0.1	-0.9	-0.5	-0.4	-10.6	-3.3	6.4	0.4	3.5	2.0	Manufacture of furniture
-0.6	0.6	-0.9	0.6	2.6	27.7	-15.4	-5.0	2.9	-2.0	-7.9	-9.0	11.0	-0.8	2.9	1.1	Manufacture of wooden and cane furniture
-0.7	2.2	0.1	-2.2	-0.6	4.2	-2.8	-1.2	-3.2	-0.9	7.3	-2.4	-0.2	2.9	1.1	0.6	Other industry
0.1	0.6	-7.0	0.7	-2.1	3.2	-3.8	5.6	-2.4	-6.0	5.5	-1.4	4.1	7.6	-5.7	-3.1	Manufacture of jewellery, bijouterie and related articles
-1.0	2.7	2.0	-2.9	-0.2	4.4	-2.5	-2.9	-3.4	0.5	7.8	-2.7	-1.3	1.6	3.0	1.6	Manufacture of musical instruments, medical and dental instruments and supplies and other manufacturing n.e.c.
-1.2	2.7	-3.4	10.4	0.8	-2.4	-0.9	5.5	0.2	-8.8	4.6	-9.0	6.3	-15.9	-5.3	15.1	Manufacture of stationery
5.8	5.0	4.9	-8.1	2.3	14.6	-12.4	-0.4	6.6	-7.1	8.8	4.3	-9.0	6.1	0.8	-3.3	Other industry
-1.6	-0.8	0.4	5.5	4.0	4.0	0.3	0.9	-0.3	1.8	-2.4	-3.7	-1.5	-0.3	0.2	0.5	Manufacture of sports goods
-5.8	3.3	2.8	2.7	17.6	4.7	-4.5	6.0	-4.1	-1.2	-3.2	-2.6	-8.0	1.5	1.3	3.7	Manufacture of games and toys
-0.6	-1.8	-0.2	6.3	0.6	3.8	1.7	-0.6	0.9	2.6	-2.1	-4.0	0.3	-0.8	-0.1	-0.3	Repair of fabricated metal products, machinery and equipment and installation of industrial machinery and equipment
-1.4	0.8	1.5	-0.05	0.1	8.5	-4.4	-0.2	0.1	-1.9	1.0	-0.6	-1.5	0.9	1.7	0.1	Total Manufacturing
																Repair and maintenance of transport equipment except motorcycles and bicycles
																Other industry

Jadual 2 : Pengeluaran Produk Utama dalam Industri Pembuatan yang Terpilih
Table 2 : Production of Major Products in Selected Manufacturing Industries

Keterangan Produk Product Description	Unit Kuantiti Quantity Unit	2021	2022	2022						
				Jan.	Feb.	Mac	Apr.	Mei	Jun	Jul.
Ikan tin Canned fish	Tan Tonne	6,224	5,751	575	573	681	522	467	474	402
Ikan segar sejuk beku Frozen fish	Tan Tonne	15,032	15,551	1,054	1,110	990	1,097	1,083	1,259	1,425
Bebola ikan Fish ball	Tan Tonne	6,716	7,609	530	438	485	613	725	740	783
Sotong sejuk beku Frozen cuttle fish/squid	Tan Tonne	6,047	6,613	399	392	494	558	669	707	602
Udang geragau/udang sejuk beku Frozen shrimps/prawns	Tan Tonne	16,140	15,676	1,473	1,386	1,589	1,530	1,505	1,527	927
Jem (semua jenis) Jams (all types)	Tan Tonne	8,082	10,381	709	881	870	732	851	949	913
Minyak kelapa mentah Coconut (copra) oil and its fraction crude oil	Tan Tonne	16,721	19,293	1,455	1,676	1,795	1,434	1,307	1,824	1,561
Minyak kelapa, ditapis Coconut oil, refined	Tan Tonne	61,883	77,053	6,412	5,085	5,345	6,100	6,544	7,041	5,461
Lemak doh/shortening Dough fats/shortening	Tan Tonne	184,620	168,717	19,552	14,868	12,837	13,699	12,115	13,002	14,810
Marjerin Margerine	Tan Tonne	61,332	64,079	6,406	5,087	4,561	5,021	4,437	5,019	5,446
Minyak masak campuran Blended/deodorised cooking oil	Tan Tonne	406,788	449,191	29,780	37,100	42,595	44,277	39,192	38,303	38,751
Susu pekat manis Sweetened condensed milk	Tan Tonne	405,676	431,843	36,651	27,016	30,233	33,676	34,861	39,356	40,104
Minuman susu Milk drinks	Liter ('000) Litres ('000)	83,078	90,600	6,577	5,534	5,931	6,723	7,020	8,066	8,626
Beras Whole rice	Tan Tonne	710,685	756,333	62,719	86,662	76,096	75,775	56,749	57,487	53,520
Beras hancur Broken rice	Tan Tonne	73,238	83,440	6,633	8,311	7,767	7,806	7,968	6,666	7,139
Tepung gandum Wheat flour	Tan Tonne	993,335	1,003,321	76,997	75,107	76,894	69,242	84,344	85,019	83,318
Roti dan kek Bread and cakes	Tan Tonne	479,951	483,325	40,182	42,619	41,659	41,458	37,177	39,705	40,132
Mee dan bihun Mee and bihun	Tan Tonne	249,484	271,986	25,191	23,356	21,334	21,324	19,106	21,188	21,416
Sos dan bahan perasa Sos and flavoring ingredients	Tan Tonne	80,711	81,282	7,293	6,440	5,603	5,704	5,225	7,011	6,815
Kelapa kering Desiccated coconuts	Tan Tonne	4,259	4,968	340	346	405	405	391	449	392
Makanan ayam itik campuran Mixed poultry feed	Tan Tonne	1,958,720	2,076,296	189,039	165,455	165,558	161,454	147,477	142,203	162,822
Hidangan ikan Fish meals	Tan Tonne	119,236	131,999	11,589	11,545	12,402	12,470	8,885	11,723	11,102
Biskut Biscuits	Tan Tonne	165,062	148,395	12,985	12,194	12,729	12,019	11,223	12,014	10,375
Gula bertapis Refined sugar	Tan Tonne	1,571,056	1,725,619	133,586	126,077	153,348	169,602	148,073	148,564	149,233
Minuman manis berkarbonat Sweet beverages (carbonated)	Liter ('000) Litres ('000)	219,416	255,335	20,938	20,421	20,969	25,977	23,604	21,885	20,247

2023														
Ogo.	Sept.	Okt.	Nov.	Dis.	Jan.	Feb.	Mac	Apr.	Mei	Jun	Jul.	Ogo.	Sept.	Okt.
466	454	381	366	390	488	500	572	495	498	497	454	473	462	441
1,431	1,442	1,674	1,448	1,538	1,226	1,337	1,392	1,395	1,465	1,601	1,850	1,803	1,783	2,096
783	779	665	547	520	535	439	546	659	751	750	732	728	725	756
604	589	606	476	517	512	532	606	568	622	723	605	604	604	677
1,097	1,033	1,110	1,272	1,227	1,454	1,501	1,605	1,543	1,468	1,433	1,211	1,381	1,401	1,422
927	910	924	936	779	845	1,051	1,125	758	994	1,129	1,058	1,040	999	948
1,626	1,700	2,065	1,448	1,402	1,764	1,851	1,874	1,694	1,534	1,347	1,452	1,386	1,524	1,510
7,061	7,137	7,993	5,711	7,162	6,742	4,833	4,578	5,927	6,469	6,385	7,328	6,950	7,412	7,159
12,379	13,047	13,647	14,521	14,239	13,952	14,046	11,907	12,140	11,815	12,823	12,757	13,017	13,524	14,566
5,510	5,408	5,965	5,274	5,944	6,420	6,340	5,231	5,455	5,076	6,226	6,424	6,707	6,490	7,258
38,748	36,061	36,586	34,407	33,391	31,903	39,165	50,943	41,344	40,776	36,215	33,837	33,729	40,055	43,327
43,081	41,714	36,625	34,314	34,211	34,290	32,032	33,185	32,398	37,643	44,054	51,633	44,616	45,341	39,115
9,805	9,598	8,820	7,024	6,876	7,392	7,815	7,351	7,559	8,696	10,086	12,117	11,923	12,666	12,224
62,190	71,021	58,274	55,550	40,290	52,499	75,233	73,227	56,227	58,584	50,174	51,666	50,109	64,642	52,051
7,752	6,592	5,715	5,423	5,667	7,044	9,205	10,056	8,589	10,643	8,663	9,412	8,246	8,253	7,252
88,827	89,810	88,642	95,606	89,514	85,194	80,665	77,355	69,774	78,311	77,293	80,987	89,958	89,306	88,539
40,138	40,592	39,202	39,753	40,707	46,706	57,507	50,801	46,250	49,754	53,949	60,276	50,333	47,111	46,071
23,208	22,445	22,881	25,408	25,129	25,519	27,765	24,975	22,304	20,393	18,568	19,258	18,613	20,594	19,775
7,366	6,968	8,164	7,174	7,518	8,963	8,892	7,094	7,257	5,803	7,115	7,630	8,228	8,359	8,189
455	479	493	428	384	356	402	456	490	466	434	360	329	352	386
165,664	162,459	165,806	211,141	237,218	204,045	172,901	185,917	199,776	187,501	171,765	198,292	209,858	200,231	207,465
11,823	11,188	9,353	10,448	9,470	10,446	10,098	11,790	13,526	10,074	7,413	7,502	8,099	7,511	6,902
11,908	11,361	12,906	14,700	13,981	11,277	12,190	12,653	10,471	10,765	9,412	8,173	8,475	8,984	11,140
137,662	121,436	133,701	159,505	144,831	145,457	154,114	169,973	179,867	167,322	164,979	171,212	156,720	164,787	167,954
21,243	21,753	17,594	18,229	22,476	23,795	25,078	26,245	28,616	29,377	30,923	31,143	31,421	31,463	31,577

Jadual 2 : Pengeluaran Produk Utama dalam Industri Pembuatan yang Terpilih
Table 2 : Production of Major Products in Selected Manufacturing Industries

Keterangan Produk Product Description	Unit Kuantiti Quantity Unit	2021	2022	2022						
				Jan.	Feb.	Mac	Apr.	Mei	Jun	Jul.
Minuman manis tidak berkarbonat <i>Sweet beverages (non-carbonated)</i>	Liter ('000) <i>Litres ('000)</i>	2,218,416	2,077,269	209,942	211,612	209,735	233,035	159,811	145,816	143,478
Air mineral dan minuman <i>Mineral and drinking water</i>	Liter ('000) <i>Litres ('000)</i>	612,345	643,820	40,162	55,073	54,827	58,588	56,314	53,386	50,664
Kain kapas <i>Cotton cloth</i>	Meter ('000) <i>Metres ('000)</i>	72,734	61,170	4,599	5,307	4,513	5,303	5,078	6,033	4,821
Seluar lelaki <i>Pants, males</i>	Bilangan ('000) <i>Number ('000)</i>	6,035	3,842	452	452	485	507	290	115	152
Kemeja lelaki <i>Shirts, males</i>	Bilangan ('000) <i>Number ('000)</i>	13,569	14,032	1,271	1,057	935	990	1,057	1,065	1,255
Blaus <i>Blouses</i>	Bilangan ('000) <i>Number ('000)</i>	4,709	4,341	382	383	398	419	365	382	487
Pakaian perempuan <i>Dresses</i>	Bilangan ('000) <i>Number ('000)</i>	3,150	2,353	226	222	245	274	224	138	137
Kasut getah (semua jenis) <i>Rubber footwear (all types)</i>	Pasang ('000) <i>Pairs ('000)</i>	2,045	2,062	161	168	168	174	114	110	152
Kiln kayu kering <i>Kiln dried timber</i>	Tan <i>Tonne</i>	127,086	151,050	8,264	7,973	10,740	11,878	12,519	12,441	18,426
Kayu gergaji <i>Rubberwood (sawn)</i>	Tan <i>Tonne</i>	139,692	165,191	9,789	10,735	8,248	10,615	12,609	12,647	17,704
Kepingan venir <i>Veneer sheets</i>	Meter Padu <i>Cubic metre</i>	394,056	338,186	28,703	28,863	37,663	38,763	22,360	30,601	30,926
Papan gentian berkepadatan sederhana <i>Medium density fibreboard</i>	Meter Padu <i>Cubic metre</i>	2,117,223	2,143,469	233,191	185,859	124,650	145,441	102,626	92,142	133,698
Papan lapis <i>Plywood</i>	Meter Padu <i>Cubic metre</i>	3,438,335	3,956,588	307,464	347,707	452,726	423,959	409,518	319,644	367,368
Ukiran kayu <i>Timber moulding</i>	Meter Padu <i>Cubic metre</i>	54,406	45,564	4,075	4,083	4,706	5,347	5,381	2,780	2,545
Kayu balak siap <i>Dressed timber</i>	Meter Padu <i>Cubic metre</i>	7,984	7,617	890	852	812	905	740	508	444
Rak dan beg kertas <i>Sacks and bags of paper</i>	Bilangan ('000) <i>Number ('000)</i>	355,061	372,939	30,350	28,594	28,900	27,735	26,025	30,234	34,913
Kertas tisu <i>Tissue paper</i>	Tan <i>Tonne</i>	96,290	95,013	9,051	7,899	6,553	7,904	6,961	6,559	8,611
Kertas napkin <i>Napkin paper</i>	Tan <i>Tonne</i>	5,355	3,831	545	569	460	492	432	212	211
Kertas tandas <i>Toilet paper</i>	Tan <i>Tonne</i>	75,508	67,708	7,525	7,051	5,714	6,563	5,714	5,514	6,812
Minyak tanah <i>Kerosene</i>	Tan <i>Tonne</i>	4,168,054	3,157,887	339,125	225,119	262,606	246,327	246,868	280,765	242,871
Gas petroleum cecair <i>Liquefied petroleum gas</i>	Tan <i>Tonne</i>	2,692,737	2,677,740	214,892	223,610	234,612	230,996	237,318	237,069	215,751
Minyak bahan api <i>Fuel oil</i>	Tan <i>Tonne</i>	2,118,830	1,990,382	168,656	172,040	175,192	168,554	126,759	150,480	172,323
Minyak diesel/gas <i>Diesel/ gas oil</i>	Tan <i>Tonne</i>	12,881,426	15,412,400	1,057,053	1,149,385	1,194,170	728,887	886,360	1,189,158	1,237,929
Gasolin (spirit motor) <i>Gasoline (motor spirit)</i>	Tan <i>Tonne</i>	6,433,373	6,466,006	422,866	491,936	530,775	587,688	644,917	594,875	580,093
Minyak pelincir campuran <i>Blended lubricating oil</i>	Tan <i>Tonne</i>	106,578	144,668	7,857	7,278	8,201	8,315	9,825	10,560	13,272

2023														
Ogo.	Sept.	Okt.	Nov.	Dis.	Jan.	Feb.	Mac	Apr.	Mei	Jun	Jul.	Ogo.	Sept.	Okt.
152,103	154,519	150,298	157,557	149,364	178,192	188,186	192,169	192,361	172,234	146,375	150,214	154,858	155,300	161,386
58,975	67,078	57,708	49,012	42,033	37,284	52,130	44,817	47,685	60,080	60,220	67,817	69,401	81,544	69,223
4,852	4,791	5,180	5,900	4,792	3,373	3,278	3,028	3,418	3,430	3,275	2,949	3,245	3,323	3,719
264	254	256	332	282	328	342	357	360	283	125	101	101	124	132
1,176	1,137	1,305	1,451	1,333	1,405	1,247	1,090	1,181	1,305	1,367	1,425	1,294	1,180	1,369
438	399	198	239	252	295	310	311	338	311	305	292	255	241	215
194	180	167	182	164	171	182	204	229	196	203	202	204	187	177
162	191	251	224	187	164	169	175	208	142	133	124	114	135	179
16,457	16,140	13,638	10,774	11,799	11,006	11,062	12,827	12,994	10,548	11,362	14,403	12,517	13,063	10,158
17,496	15,953	18,095	17,447	13,853	10,639	12,211	9,268	10,352	9,678	9,024	9,828	9,252	10,871	14,158
26,395	25,394	25,071	20,908	22,539	23,817	27,994	32,305	32,578	28,378	24,596	20,735	21,600	20,446	21,385
202,824	202,273	235,782	245,561	239,422	201,203	235,274	200,086	184,479	118,195	119,393	175,173	273,432	249,702	270,590
282,464	271,696	286,869	253,220	233,953	233,036	317,336	358,212	315,158	393,850	397,296	380,932	386,102	364,623	400,666
3,147	3,297	3,591	3,548	3,064	3,328	3,286	3,973	4,575	4,493	3,220	3,087	3,923	3,954	4,696
439	409	498	474	646	852	709	680	784	623	389	310	319	362	399
32,527	34,776	34,184	32,270	32,431	33,310	32,482	30,427	27,986	26,999	25,885	24,416	26,382	26,263	25,534
10,054	9,080	7,864	7,392	7,087	6,917	6,858	7,042	7,570	7,328	7,444	7,421	7,380	6,659	5,981
235	184	181	191	121	171	199	260	258	264	229	193	155	119	91
5,263	4,712	4,413	4,413	4,013	4,000	4,495	4,895	4,494	4,308	4,055	4,302	3,236	2,800	2,804
241,308	260,885	273,060	270,123	268,829	274,589	207,240	316,930	305,623	314,510	388,860	192,840	225,382	282,831	250,123
217,239	220,819	228,647	205,767	211,020	228,283	226,457	215,490	232,599	258,426	236,276	188,737	209,913	206,687	192,568
171,151	156,585	175,719	172,016	180,907	183,132	110,218	144,543	132,926	150,716	193,969	153,195	209,673	195,261	161,661
1,633,407	1,582,662	1,658,524	1,585,058	1,509,806	1,424,840	1,543,133	1,772,586	811,203	1,065,404	1,193,439	1,107,947	1,415,154	1,485,982	1,374,917
662,354	591,414	622,471	374,967	361,650	335,806	396,975	426,631	404,507	527,974	394,997	378,221	444,439	446,331	390,039
17,011	17,465	15,912	14,859	14,114	12,511	11,557	12,410	12,168	14,624	14,518	14,212	18,958	18,900	18,920

Jadual 2 : Pengeluaran Produk Utama dalam Industri Pembuatan yang Terpilih
Table 2 : Production of Major Products in Selected Manufacturing Industries

Keterangan Produk Product Description	Unit Kuantiti Quantity Unit	2021	2022	2022						
				Jan.	Feb.	Mac	Apr.	Mei	Jun	Jul.
Nafta <i>Naptha</i>	Tan <i>Tonne</i>	3,901,388	3,258,599	283,494	290,304	291,133	265,542	229,645	309,408	259,083
Gas asli cecair <i>Liquefied natural gas</i>	Tan <i>Tonne</i>	29,011,740	31,283,443	2,480,530	2,520,849	3,021,754	1,949,026	2,463,934	2,972,336	3,008,451
Nitrogen dan oksigen <i>Nitrogen and oxygen</i>	Meter padu ('000) <i>Cubic metre ('000)</i>	564,435	610,924	48,541	54,388	63,436	52,681	53,108	53,846	51,803
Methanol (methyl alcohol) <i>Methanol (methyl alcohol)</i>	Tan <i>Tonne</i>	3,717,444	4,364,885	387,861	455,504	410,956	322,281	377,058	273,473	249,620
Baja (termasuk urea) <i>Fertilizers (includes urea)</i>	Tonne <i>Tonne</i>	5,839,960	7,584,494	607,577	623,200	525,919	552,711	412,337	584,235	603,450
Sebatian P.V.C <i>P.V.C. compound</i>	Tan <i>Tonne</i>	88,182	71,331	8,010	7,666	6,856	6,576	4,991	4,089	4,466
Racun serangga aerosol (cecair) <i>Aerosol insecticides (liquid)</i>	Liter <i>Litres</i>	7,057,722	6,083,228	552,408	550,003	533,184	500,430	472,647	453,389	455,106
Racun herba (cecair) <i>Herbicides (liquid)</i>	Liter ('000) <i>Litres ('000)</i>	68,379	97,264	8,169	8,885	9,770	9,259	7,915	6,865	6,813
Racun herba (bukan cecair) <i>Herbicides (non-liquid)</i>	Tonne <i>Tonne</i>	66,062	91,308	7,329	7,730	8,270	8,807	8,262	8,004	6,945
Cat emulsi <i>Emulsion paints</i>	Liter ('000) <i>Litres ('000)</i>	49,480	58,557	4,498	4,394	4,123	3,263	4,070	4,693	4,805
Cat lapis <i>Under-coats</i>	Liter ('000) <i>Litres ('000)</i>	17,890	17,875	1,465	1,293	1,206	1,137	1,283	1,552	1,593
Cat asas <i>Primers</i>	Liter ('000) <i>Litres ('000)</i>	19,302	18,342	1,843	1,736	1,465	1,109	1,081	1,434	1,395
Dakwat pencetak <i>Printing ink</i>	Tan <i>Tonne</i>	28,717	21,967	2,129	1,716	2,197	1,686	2,297	1,572	1,547
Pelembut fabrik <i>Fabric softener</i>	Liter ('000) <i>Litres ('000)</i>	33,368	31,289	2,649	2,748	2,795	2,165	2,249	2,011	2,201
Sabun mandi <i>Toilet soap</i>	Tan <i>Tonne</i>	16,915	15,469	1,185	1,246	1,248	921	891	1,386	1,281
Sabun serbuk (bahan pencuci) <i>Soap powder (detergents)</i>	Tan <i>Tonne</i>	102,043	97,339	8,057	8,265	9,018	6,885	7,107	7,485	8,262
Pelekat perindustrian <i>Adhesive, industrial</i>	Liter ('000) <i>Litres ('000)</i>	156,030	156,135	11,894	13,036	13,037	13,923	13,965	13,253	12,784
Tayar pneumatik (semua jenis) <i>Pneumatic tyres (all types)</i>	Bilangan ('000) <i>Number ('000)</i>	8,261	6,775	979	943	777	657	426	441	566
Tiub dalam (semua jenis) <i>Inner tubes (all types)</i>	Bilangan ('000) <i>Number ('000)</i>	1,426	1,124	134	121	83	84	66	64	97
Getah mutu malaysia (semua gred) <i>S.M.R. (all grades)</i>	Tan <i>Tonne</i>	817,560	686,810	59,033	63,192	53,261	53,191	48,567	45,231	50,969
Susu getah diproses <i>Processed latex</i>	Tan <i>Tonne</i>	41,081	45,852	2,775	3,355	3,598	4,037	4,037	3,698	4,164
Sarung tangan getah <i>Rubber gloves</i>	Pasang (Juta) <i>Pairs (Million)</i>	136,796	85,559	8,188	7,845	9,727	10,341	9,499	8,457	6,774
Kondom <i>Condom</i>	Gross ('000) <i>Gross ('000)</i>	18,085	18,730	1,508	1,395	1,542	1,858	1,796	1,983	1,672
Paip P.V.C. <i>P.V.C. pipes</i>	Tan <i>Tonne</i>	99,972	98,006	8,332	9,310	10,963	9,704	7,487	7,049	7,114
Bata tanah <i>Earthen bricks</i>	Bilangan ('000) <i>Number ('000)</i>	109,691	153,283	12,453	15,412	12,734	13,511	11,054	7,447	8,362

2023														
Ogo.	Sept.	Okt.	Nov.	Dis.	Jan.	Feb.	Mac	Apr.	Mei	Jun	Jul.	Ogo.	Sept.	Okt.
278,135	268,478	281,581	254,667	247,128	271,062	248,478	218,498	273,287	283,120	380,488	205,252	222,786	215,250	199,641
2,790,947	2,537,110	2,542,402	2,589,739	2,406,365	2,751,277	2,594,258	3,044,181	1,987,056	2,712,791	2,368,951	2,849,003	2,682,100	2,356,975	2,827,151
42,583	42,353	44,951	52,244	50,990	47,260	48,817	54,618	48,975	42,934	44,678	43,201	35,453	35,628	38,433
386,661	395,315	350,255	340,803	415,098	374,694	407,881	403,658	320,412	388,091	242,304	309,801	482,508	473,473	545,943
751,728	757,716	642,860	815,789	706,973	655,340	452,398	398,842	358,670	426,865	475,927	535,863	531,558	559,863	541,973
6,360	5,857	5,017	5,730	5,713	5,438	6,038	6,056	5,441	4,584	4,598	4,597	4,590	4,648	3,438
548,224	558,412	515,383	511,808	432,234	418,120	411,624	384,343	389,137	432,745	500,884	501,603	502,999	452,079	413,442
7,864	6,653	8,812	8,634	7,624	8,996	8,614	8,911	8,927	9,612	8,265	6,995	6,864	5,013	5,792
7,457	7,681	7,236	6,250	7,337	4,845	4,864	5,530	5,460	6,280	6,002	5,108	5,101	4,427	3,017
6,254	6,287	4,824	6,062	5,284	6,733	6,803	6,007	4,626	6,415	6,554	6,268	6,259	5,599	3,797
1,509	1,699	1,568	1,808	1,763	1,518	1,598	1,430	1,197	1,556	1,600	556	561	600	638
1,452	1,725	1,442	1,556	2,103	1,508	1,799	1,424	1,064	1,287	1,389	1,693	2,144	2,434	2,146
1,883	1,765	1,723	1,738	1,715	2,266	1,675	1,675	1,619	1,492	1,493	1,483	1,667	1,908	1,859
2,717	2,254	2,880	3,027	3,593	2,594	2,605	2,569	2,158	2,849	2,518	2,216	2,209	1,623	2,384
1,495	1,277	1,253	1,499	1,787	1,380	1,413	1,388	1,026	1,222	1,355	1,344	1,383	1,169	877
10,594	9,311	8,166	7,019	7,170	6,291	6,243	6,683	5,394	6,896	6,901	6,892	6,956	6,060	7,357
13,507	13,329	12,713	12,251	12,443	13,228	14,684	12,898	13,911	14,166	15,779	13,588	12,813	13,611	14,294
527	335	406	335	384	507	514	445	343	349	352	369	333	337	428
123	103	100	82	67	93	90	64	52	54	56	61	60	64	68
68,621	61,250	60,289	58,460	64,745	57,754	59,442	48,306	47,401	47,783	48,026	51,364	59,510	54,635	62,203
5,167	4,535	3,939	2,943	3,605	3,275	3,769	3,729	3,849	4,065	4,564	4,814	5,284	4,940	4,673
4,971	5,151	4,788	4,991	4,826	6,065	5,892	7,374	7,002	6,242	5,406	5,211	5,216	4,680	4,591
1,456	1,580	1,303	1,180	1,456	1,547	1,454	1,465	1,997	2,020	2,342	1,905	1,579	1,790	1,674
6,068	7,013	7,621	8,746	8,600	9,670	11,653	12,461	11,802	9,794	9,643	9,924	8,385	9,289	9,395
10,093	10,629	14,026	19,723	17,838	13,700	17,458	13,268	17,142	14,890	13,504	13,481	14,627	15,844	18,276

Jadual 2 : Pengeluaran Produk Utama dalam Industri Pembuatan yang Terpilih
Table 2 : Production of Major Products in Selected Manufacturing Industries

Keterangan Produk Product Description	Unit Kuantiti Quantity Unit	2021	2022	2022						
				Jan.	Feb.	Mac	Apr.	Mei	Jun	Jul.
Jubin seramik <i>Ceramic tiles</i>	M. Persegi ('000) <i>Sq. metres ('000)</i>	28,512	26,270	2,589	2,800	2,775	2,248	2,492	1,893	1,901
Simen (semua jenis) <i>Cement (all types)</i>	Tan ('000) <i>Tonnes ('000)</i>	19,961	19,856	2,326	2,456	2,417	1,524	1,214	1,140	1,147
Konkrit campuran siap <i>Ready mixed concrete</i>	Meter padu ('000) <i>Cubic metre ('000)</i>	35,425	37,695	2,809	2,819	3,001	2,939	2,881	3,095	3,125
Bumbung genting simen (semua jenis) <i>Cement roofing tiles (all types)</i>	Bilangan ('000) <i>Number ('000)</i>	37,054	39,761	2,623	3,166	3,249	3,104	3,249	3,206	3,728
Cerucuk, tiang konkrit <i>Piles, poles, posts of concrete</i>	Tan <i>Tonne</i>	1,549,050	1,416,140	127,642	139,049	121,530	141,318	128,212	108,807	101,214
Pasir silika (diproses) <i>Silica sands (processed)</i>	Tan ('000) <i>Tonnes ('000)</i>	157,885	153,159	8,592	16,848	8,271	8,723	14,828	12,396	13,392
Selak dan kekeras <i>Bolts and nuts</i>	Tan ('000) <i>Tonnes ('000)</i>	870,924	1,011,455	86,716	92,569	87,366	74,234	70,387	79,917	85,107
Bar dan batang besi dan keluli <i>Iron and steel bars and rods</i>	Tan <i>Tonne</i>	707,765	931,443	50,692	57,811	60,645	70,605	50,584	65,418	88,081
Kepingan besi yang disadur <i>Galvanized iron sheets</i>	Tan <i>Tonne</i>	167,833	175,928	11,652	13,722	13,889	18,132	14,367	15,545	12,069
Tin timah dan semua tin lain <i>Tin cans and all other tins</i>	Bilangan ('000) <i>Number ('000)</i>	2,899,385	2,815,239	267,779	256,075	219,429	249,226	230,141	232,686	215,698
Dram besi dan keluli <i>Iron and steel drums</i>	Bilangan ('000) <i>Number ('000)</i>	3,936	3,139	322	304	280	307	308	320	223
Dawai besi dan keluli bersadur <i>Galvanised iron and steel wire</i>	Tan <i>Tonne</i>	135,473	151,610	10,576	13,693	13,230	11,180	10,932	11,842	14,367
Dawai mata punai dan jaring <i>Wire mesh and netting</i>	M. Persegi ('000) <i>Sq. metres ('000)</i>	19,258	18,630	1,929	1,652	1,521	1,963	1,853	1,398	1,384
Transformer elektrik <i>Electrical transformers</i>	Bilangan ('000) <i>Number ('000)</i>	266,713	290,765	25,116	25,981	28,975	24,252	23,238	25,352	25,622
Dawai dan kabel yang tertebat <i>Insulated wires and cables</i>	Tan <i>Tonne</i>	129,356	154,579	11,565	11,977	12,818	13,462	11,700	12,470	13,199
Separa konduktor <i>Semi-conductors</i>	Bil. (Juta) <i>Num. (Million)</i>	29,453	32,644	2,544	2,824	3,091	2,600	2,345	2,729	2,725
Transistor elektronik <i>Electronic transistors</i>	Bil. (Juta) <i>Num. (Million)</i>	48,538	55,538	4,750	4,959	5,394	5,034	5,060	4,903	4,476
Litar bersepadu <i>Integrated circuits</i>	Bil. (Juta) <i>Num. (Million)</i>	41,416	55,168	3,561	3,875	4,069	4,959	5,070	5,079	5,046
Televisyen <i>Television</i>	Bilangan <i>Number</i>	15,071,948	15,977,868	1,421,426	1,407,226	1,696,344	1,970,185	2,030,000	1,561,635	977,510
Radio <i>Radios</i>	Bilangan ('000) <i>Number ('000)</i>	9,752	10,190	1,045	995	769	961	940	886	837
Penyaman udara <i>Air-conditioners</i>	Bilangan <i>Number</i>	2,253,569	3,162,946	185,063	269,167	271,051	278,643	244,431	238,752	290,930
Kereta penumpang <i>Passenger cars</i>	Bilangan <i>Number</i>	446,417	650,217	39,455	47,445	55,137	50,724	45,518	55,843	48,002
Kenderaan perdagangan <i>Commercial vehicles</i>	Bilangan <i>Number</i>	61,634	117,019	6,024	7,151	6,949	7,658	10,283	11,676	11,440
Wayar abah-abah, kenderaan bermotor <i>Wire harness, motor vehicle</i>	Bilangan ('000) <i>Number ('000)</i>	7,825	9,764	801	851	916	766	770	927	916
Motosikal dan skuter <i>Motor cycles and scooters</i>	Bilangan <i>Number</i>	172,431	175,222	10,745	13,959	18,538	23,617	32,530	8,012	9,113

2023														
Ogo.	Sept.	Okt.	Nov.	Dis.	Jan.	Feb.	Mac	Apr.	Mei	Jun	Jul.	Ogo.	Sept.	Okt.
2,053	2,220	1,989	1,311	2,000	1,003	1,146	1,859	1,865	2,075	2,079	2,074	2,093	2,445	2,905
1,205	1,163	1,295	1,899	2,070	1,961	2,496	2,704	1,660	1,630	1,698	1,521	1,516	1,444	1,617
3,439	3,305	3,559	3,205	3,519	3,653	3,144	3,342	3,033	2,810	3,243	3,154	3,463	3,607	3,774
4,004	3,877	4,102	2,663	2,789	3,645	2,482	3,020	3,460	4,051	3,262	4,481	3,570	3,443	4,431
108,645	124,362	120,303	100,989	94,069	97,365	99,515	100,767	101,081	105,043	88,870	89,150	96,209	115,877	121,091
9,106	9,100	16,040	19,824	16,038	11,095	17,083	12,508	9,669	15,069	16,980	12,561	12,492	12,607	14,566
87,058	88,311	86,192	91,215	82,383	93,671	101,549	90,100	80,637	88,201	88,757	87,806	92,261	91,832	91,026
109,542	103,947	97,398	80,743	95,977	91,486	111,535	94,582	86,637	87,237	87,536	86,547	114,618	96,620	87,911
16,820	17,824	19,282	12,128	10,497	10,307	11,148	12,940	17,541	19,868	15,473	15,976	22,825	24,544	26,937
240,082	219,112	223,494	224,125	237,393	235,256	255,272	224,148	224,951	182,697	185,229	184,494	205,491	208,553	213,528
243	201	207	202	222	211	230	219	209	294	428	382	323	290	317
13,872	12,924	12,132	12,240	14,622	11,770	15,512	14,010	13,046	12,395	13,967	15,559	14,304	14,052	13,018
1,457	1,372	1,283	1,431	1,388	1,212	1,270	1,099	1,294	1,307	1,270	1,308	1,305	1,310	1,220
22,548	22,133	26,259	20,688	20,599	25,826	28,438	27,362	19,620	19,078	18,084	19,801	17,262	16,671	20,654
14,475	16,269	15,630	10,753	10,260	11,524	13,660	15,687	15,909	7,981	9,988	12,037	12,940	14,398	10,019
3,024	2,827	2,687	2,610	2,638	3,043	3,270	3,392	2,625	2,590	3,071	3,111	3,290	3,302	2,572
4,333	4,077	4,108	4,038	4,406	4,657	4,663	4,686	4,092	4,287	4,043	3,546	3,553	3,523	3,133
5,106	5,557	4,502	3,900	4,445	3,885	3,919	4,311	4,881	5,465	5,299	4,475	4,474	4,946	3,930
1,061,957	927,793	918,615	997,790	1,007,387	807,858	811,933	997,866	1,031,793	1,482,331	1,490,573	1,186,325	1,294,262	1,186,284	1,186,284
859	705	635	776	781	709	737	638	637	593	584	671	781	643	722
278,422	271,153	264,490	274,276	296,568	251,254	292,175	328,527	304,699	307,501	275,213	279,002	261,798	238,352	248,815
64,282	64,701	54,601	60,657	63,852	54,663	59,843	71,731	38,575	60,391	54,643	62,558	63,242	65,022	69,475
12,108	11,086	9,268	12,438	10,939	9,283	10,387	9,461	9,393	15,306	12,168	12,266	12,932	11,208	11,620
800	727	773	774	742	809	844	865	730	817	991	1,001	860	785	851
11,238	11,195	10,613	11,313	14,349	15,992	18,563	21,731	28,591	37,701	33,931	36,810	36,900	34,494	33,039

Muka surat ini sengaja dibiarkan kosong
This page is deliberately left blank



NOTA TEKNIKAL

Technical Notes

Muka surat ini sengaja dibiarkan kosong
This page is deliberately left blank



- 1. OBJEKTIF** Objektif utama penerbitan ini ialah untuk menyediakan statistik aliran terkini bagi indikator utama di sektor Pembuatan, iaitu statistik **nilai jualan, bilangan pekerja bergaji, gaji & upah** serta **pengeluaran produk utama** yang dipungut melalui Survei Pembuatan Bulanan. Statistik ini membantu pengguna dalam merangka dasar serta membuat keputusan.
- 2. PENANDA ARASAN** Selepas melaksanakan Banci Ekonomi 2016 (tahun rujukan 2015), Jabatan Perangkaan Malaysia (DOSM) telah mengkaji dan melaksanakan proses penanda arasan terhadap statistik pembuatan yang dipungut melalui Survei Pembuatan Bulanan. Proses penanda arasan ini membolehkan siri nilai anggaran tahunan yang dijana menerusi statistik jangka pendek konsisten dengan nilai tahunan daripada banci/survei tahunan sebagai tahun penanda aras. Penanda arasan yang dibuat berpandukan *Quarterly National Accounts Manual 2017 edition, International Monetary Fund* bagi mencapai objektif seperti berikut:
- Menganggarkan data bulanan supaya konsisten dengan data tahunan iaitu, untuk memastikan jumlah data bulanan adalah sama dengan penanda aras tahunan;
 - Memelihara sebanyak mungkin pertumbuhan indikator bulanan semasa proses penanda arasan tahunan dibuat; dan
 - Memastikan data siri ke hadapan, jumlah data bulanan bagi tahun semasa sedekat mungkin dengan data tahunan yang diperoleh semasa banci atau survei tahunan yang dijalankan.

Statistik penanda arasan disusun bagi nilai jualan, bilangan pekerja bergaji dan gaji & upah sektor Pembuatan dan diterbitkan mulai Januari 2020. Tahun asas (penanda aras) adalah menggunakan Banci Ekonomi 2016 (tahun rujukan 2015) sebagai tahun penanda aras dan kaedah *pro rata* (1) dan *extrapolation* (2) digunakan dalam pemprosesan penanda arasan ini.

Kaedah *pro rata*:

$$M^iV = \frac{M^iI}{\sum_{i=1}^{12} M^iV} \times ADT \tag{1}$$

di mana

- M^iV = pemboleh ubah anggaran bulanan yang dinaik aras
- M^iI = siri indikator bulanan
- M^iI = data tahunan tahun asas (penanda aras)
- ADT

Kaedah *extrapolation*:

$$V_t = V_{t-1} * G_{t-1,t} \tag{2}$$

di mana

- V_t = nilai pemboleh ubah
- $G_{t-1,t}$ = pertumbuhan daripada t-1 kepada t



3. SKOP DAN LIPUTAN

Data yang dipungut dalam Survei Pembuatan Bulanan meliputi seluruh Malaysia. Mulai Januari 2020, penerbitan ini memaparkan statistik berwajaran yang menggambarkan populasi sampel bagi 251 industri dalam sektor Pembuatan.

Data bagi industri yang mempunyai perwakilan kurang daripada tiga pertubuhan telah digabungkan kepada industri terhampir bagi memelihara kerahsiaan responden seperti mana yang termaktub dalam Akta Perangkaan 1965 (Disemak - 1989).

4. SUMBER RANGKA

Sumber rangka ialah daripada *Malaysia Statistical Business Register (MSBR)* di mana maklumat utama diperoleh daripada banci dan survei yang dilaksanakan oleh Jabatan Perangkaan Malaysia (DOSM) serta data pentadbiran. Sumber utama data pentadbiran tersebut adalah daripada Suruhanjaya Syarikat Malaysia (SSM). Selain itu, DOSM juga turut bekerjasama mendapatkan maklumat daripada lebih 50 agensi lain seperti Kumpulan Wang Simpanan Pekerja (KWSP), Jabatan Kastam Diraja Malaysia (JKDM), Lembaga Hasil Dalam Negeri (LHDN), Pihak Berkuasa Tempatan (PBT) serta Badan-badan Profesional. Rangka dikemaskini secara berterusan dengan mengambil kira pertubuhan baru dan merekod sebarang perubahan dalam status pertubuhan seperti tutup, tidak beroperasi, perubahan jenis aktiviti dan lokasi atau alamat pos untuk memastikan maklumat yang terdapat dalam rangka adalah yang paling terkini.

5. JENIS AKTIVITI PERNIAGAAN

Jenis aktiviti perniagaan merujuk kepada aktiviti utama dan sekunder. Aktiviti utama merujuk kepada aktiviti yang mana pertubuhan menumpukan sebahagian besar sumbernya atau memberi sumbangan besar dari segi pendapatan. Aktiviti sekunder didefinisikan sebagai aktiviti sampingan kepada aktiviti utama. Klasifikasi bagi pertubuhan adalah berasaskan kepada aktiviti utama dan Piawaian Klasifikasi Industri Malaysia (MSIC 2008) Versi 1.0. yang diselaraskan dengan *International Standard Industrial Classification of All Economic Activities (ISIC), Rev. 4, United Nations* dengan pengubahsuaian mengikut keperluan tempatan.

6. KONSEP DAN DEFINISI

Konsep dan definisi yang digunakan selari dengan manual *International Recommendations for Industrial Statistics 2008, United Nations Statistics Division*. Takrif pembuatan yang digunakan dalam survei ini adalah selaras dengan Piawaian Klasifikasi Industri Malaysia (MSIC) 2008 Versi 1.0.

Pembuatan ditakrifkan sebagai perubahan fizikal atau kimia ke atas bahan atau komponen menjadi produk baru sama ada kerja itu dilakukan oleh jentera yang dijalankan oleh kuasa atau yang dijalankan dengan tangan, sama ada dijalankan dalam kilang atau di rumah pekerja, dan sama ada barang keluaran dijual secara borong atau runcit.



7. REKA BENTUK PENSAMPELAN

Reka bentuk pensampelan bagi survei ini adalah pensampelan rawak strata satu peringkat. Pertubuhan dikelaskan sebagai unit pensampelan manakala beberapa kategori strata telah dikenalpasti.

Setiap strata telah dibentuk kepada tiga substrata untuk memastikan sampel yang diagihkan mengambil kira ciri-ciri ekonomi strata tersebut. Substrata utama bersifat heterogen dan diliputi secara penuh. Manakala, substrata selainnya yang bersifat homogen disampelkan.

Substrata utama meliputi pertubuhan kategori besar dan yang mempunyai jumlah hasil yang signifikan dalam industri berkaitan manakala bagi substrata kedua dan ketiga berdasarkan kategori perusahaan kecil dan sederhana (PKS).

8. SAIZ SAMPEL

Statistik utama yang digunakan untuk penganggaran saiz sampel adalah nilai jualan. Formula yang digunakan dalam penganggaran saiz sampel bagi strata adalah seperti berikut:

$$n = \frac{(\sum N_i S_i^2)}{V + \sum N_i S_i^2} \quad (3)$$

di mana;

- n = Saiz sampel
- N_i = Saiz populasi bagi strata i
- S_i^2 = Varian bagi strata i
- V = Varian sasaran

$$V = RSE^2 \cdot \left(\frac{\hat{Y}_i}{Z} \right)^2 \quad (4)$$

di mana;

- \hat{Y}_i = Jumlah nilai jualan bagi strata
- RSE = Ralat piawai relatif
- Z = Nilai aras keyakinan

Sampel akan diagihkan kepada substrata dalam industri liputan dengan menggunakan kaedah *Neyman Allocation* seperti berikut:

$$n_{hi} = \left(\frac{N_h S_h}{\sum N_h S_h} \right) n_i \quad (5)$$

$$h = 2, 3 \text{ dan } 4$$

$$i = 1, 2, \dots k$$



di mana;

n_{hi} = Saiz sampel bagi substrata h dalam strata i

N_h = Saiz populasi bagi substrata h

S_h = Sisihan piawai bagi substrata h

n_i = Saiz sampel bagi strata i

h = Substrata

i = Strata

Pertubuhan kategori substrata utama diliputi sepenuhnya, manakala pertubuhan bagi substrata kedua dan ketiga dipilih secara rawak mengikut kaedah pensampelan bersistematik.

9. WAJARAN

Analisis berwajaran disediakan menggunakan wajaran sampel bagi memastikan sampel yang dipilih dapat menggambarkan populasi survei. Wajaran yang diperlukan adalah wajaran di peringkat reka bentuk pensampelan dan tiada respons.

Wajaran reka bentuk pensampelan pada substrata h adalah seperti berikut :

$$W_h = \frac{N_h}{n_h}, \quad h = 1, \dots, 4 \quad (6)$$

di mana;

N_h = Bilangan populasi bagi substrata h ; dan

n_h = Bilangan sampel bagi substrata h



Wajaran tiada respons pada substrata h adalah seperti berikut :

$$NRW_h = \frac{1}{\frac{n'_h}{n_h}} \quad h = 1, \dots, 4 \quad (7)$$

di mana;

$$n'_h = \text{Bilangan sampel respons bagi substrata } h$$

$$n_h = \text{Bilangan sampel bagi substrata } h$$

Kaedah pengiraan wajaran reka bentuk pensampelan selepas survei (*adjusted weight*) pada substrata h seperti berikut:

$$W'_h = W_h \times NRW_h, \quad h = 1, \dots, 4 \quad (8)$$

di mana;

$$W_h = \text{Wajaran reka bentuk pensampelan pada substrata } h$$

$$NRW_h = \text{Wajaran tiada respons pada substrata } h$$

10. UNIT MELAPOR

Unit melapor bagi survei ini ialah **pertubuhan**. Sesebuah pertubuhan ditakrifkan sebagai "satu unit ekonomi yang bergiat di bawah satu hak milik atau penguasaan tunggal, iaitu di bawah satu entiti yang sah. Ia menjalankan satu jenis aktiviti ekonomi utama di satu tempat / lokasi fizikal". Setiap pertubuhan diberikan klasifikasi industri berdasarkan aktiviti utamanya. Bagi pertubuhan yang menjalankan pelbagai aktiviti, unit yang bergiat dalam aktiviti yang berasingan dalam satu lokasi yang sama adalah terdiri daripada entiti pertubuhan yang berbeza. Oleh itu, setiap cawangan daripada organisasi yang mempunyai pelbagai cawangan di lokasi yang berbeza dari segi konsep dianggap sebagai pertubuhan yang berlainan. Pertubuhan berkenaan diminta memberikan penyata yang berasingan bagi setiap kegiatannya dari segi nilai. Walau bagaimanapun, dari segi praktiknya akaun biasanya disediakan secara berpusat kerana kesukaran untuk memperoleh data yang berasingan bagi setiap unit atau cawangan. Entiti atau enterpris ini akan dianggap sebagai satu unit pelapor dan dibenarkan mengemukakan soal selidik yang menggabungkan semua unit atau cawangannya.



11. NILAI JUALAN

Nilai jualan yang dilaporkan merujuk kepada nilai jualan produk sendiri sahaja. Ini bermaksud jualan produk yang berlaku dalam bulan laporan, sama ada produk tersebut telah dibuat/dihasilkan oleh pertubuhan pada bulan tersebut atau bulan-bulan sebelumnya. Nilai jualan adalah berdasarkan kepada nilai bersih di kilang dan berkaitan dengan kuantiti yang dijual. Penilaian harga yang dikenakan kepada pelanggan adalah tidak termasuk:

- a. diskaun atau rebat;
- b. bayaran untuk pengangkutan keluar;
- c. komisen kepada wakil-wakil penjual;
- d. bayaran lain seperti cukai eksais yang dibayar atau cukai jualan yang dipungut oleh kilang bagi pihak kerajaan; dan
- e. bayaran pemasangan, pembaikan dan pembinaan

12. BILANGAN PEKERJA BERGAJI

Bilangan pekerja bergaji meliputi seperti berikut:

- a. Pekerja bergaji (sepenuh masa) - Merujuk kepada semua pekerja bergaji yang bekerja sekurang-kurangnya 6 jam sehari dan sekurang-kurangnya 20 hari sebulan; dan
- b. Pekerja bergaji (sambilan) - Merujuk kepada semua pekerja bergaji yang bekerja kurang daripada 6 jam sehari dan/atau kurang daripada 20 hari sebulan.

13. GAJI & UPAH DIBAYAR

Gaji & upah yang dibayar merujuk kepada semua bayaran tunai, termasuk bonus, komisen, bayaran lebih masa, elaun kos sara hidup dan elaun lain yang dibayar kepada semua pekerja bergaji dalam bulan rujukan. Caruman Kumpulan Wang Simpanan Pekerja (KWSP) serta Pertubuhan Keselamatan Sosial (PERKESO) turut dimasukkan tetapi caruman oleh majikan dikecualikan. Elaun kepada pemilik yang bekerja, rakan niaga yang bekerja dan pekerja keluarga tidak bergaji, bayaran pampasan dan saguhati kerana pemberhentian adalah juga dikecualikan.

14. KEPERLUAN KERAHSIAAN

Survei ini dijalankan di bawah peruntukan Akta Perangkaan 1965 (Disemak 1989). Akta ini mensyaratkan bahawa kandungan penyata individu adalah SULIT. Selaras dengan peruntukan dalam Akta tersebut, hanya angka agregat akan diterbitkan.



- 15. PINDAAN** Pindaan akan dibuat ke atas statistik yang telah diterbitkan berdasarkan data terkini yang diperoleh.
- 16. PEMBUNDARAN** Perjumlahan komponen mungkin berbeza dengan angka jumlah besar disebabkan pembundaran.
- 17. SIMBOL DAN SINGKATAN** Simbol-simbol berikut telah digunakan dalam keseluruhan penerbitan:-
t.t.t.l. : tidak terkelas di tempat lain
RM : Ringgit Malaysia
- 18. PELARASAN MUSIM** Data siri masa adalah amat berguna untuk ahli ekonomi, pembuat dasar & keputusan serta penganalisis siri masa untuk mengenal pasti ciri-ciri penting siri ekonomi seperti arah aliran, *turning point* dan konsistensi antara penunjuk ekonomi yang lain. Kadangkala ciri ini sukar untuk diperhatikan kerana pergerakan bermusim. Oleh itu, sekiranya kesan bermusim boleh disingkirkan, arah aliran data siri ini dapat dilihat dengan lebih baik. Anggaran dan penyingkiran kesan bermusim dipanggil pelarasan bermusim.
- Pelarasan bermusim adalah satu proses untuk mengenal pasti dan menyingkirkan bentuk pola bermusim yang biasa berlaku dalam tempoh satu tahun, yang mungkin juga merangkumi pengaruh dari kesan cuti yang bergerak dan hari bekerja/berdagang bagi suatu tempoh. Objektif utama proses ini adalah untuk menyerlahkan arah aliran dan pergerakan-pergerakan jangka pendek dalam siri ini.
- Di Malaysia, kebanyakan data siri masa dipengaruhi oleh kesan bermusim. Oleh itu, untuk menghapus dan melaras kesan bermusim data siri masa ekonomi Malaysia, pakej standard pelarasan bermusim, X-12 ARIMA telah digunakan oleh Jabatan Perangkaan, Malaysia. Data siri masa ekonomi Malaysia juga kerap dipengaruhi oleh perayaan agama utama seperti Aidil Fitri bagi umat Islam, Tahun Baru Cina untuk kaum Cina dan Deepavali untuk kaum India. Tarikh perayaan-perayaan ini tetap mengikut tahun lunar tetapi berbeza-beza mengikut kalendar Gregorian. Oleh itu, untuk menganggar dan menyingkirkan kesan cuti yang bergerak dari data siri masa, satu prosedur telah dibangunkan iaitu *Seasonal Adjustment For Malaysia (SEAM)*.



1. OBJECTIVE

The main objective of this publication is to provide statistics on the latest trend of main indicators in the Manufacturing sector, ie. **sales value, number of employees, salaries & wages and the production of main products manufactured** which is collected through Monthly Manufacturing Survey. This statistics assists users in policy formulation and decision making.

2. BENCHMARKING

After conducting the Economic Census 2016 (reference year 2015), Department of Statistics Malaysia (DOSM) has reviewed and carried out the benchmarking process towards the manufacturing statistics collected from the Monthly Manufacturing Survey. The benchmarking process is done to enable the series of values of annual estimates derived from short term survey consistent and match with the annual value from census/annual survey of the benchmark year. The benchmark process adapted the guideline of the Quarterly National Accounts Manual 2017 edition, International Monetary Fund to meet the objectives as follows:

- a. to estimate monthly data that are temporally consistent with the annual data: that is, to ensure that the sum of the monthly data is equal to the annual benchmark;
- b. to preserve as much as possible the monthly movements in the indicator under the restrictions provided by the annual data; and
- c. to ensure, for forward series, that the sum of the monthly of the current year is as close as possible to the unknown future annual data.

The benchmarking statistics is compiled on sales value, number of employees and salaries & wages and being published starting from January 2020. The base (benchmark) year using the Economic Census 2016 (reference year 2015) and pro rata (1) and extrapolation method (2) is used in the benchmarking process.

Pro rata Method:

$$M^i V = \frac{M^i I}{\sum_{i=1}^{12} M^i I} \times ADT \quad (1)$$

where

$M^i V$ = new derived monthly variables estimates

$M^i I$ = monthly indicator series

ADT = annual benchmark data

Extrapolation Method:

$$V_t = V_{t-1} * G_{t-1,t} \quad (2)$$

where

V_t = value of variable

$G_{t-1,t}$ = growth from t-1 to t



3. SCOPE AND COVERAGE

Data collected in the Monthly Manufacturing Survey covered the whole of Malaysia. Since January 2020, this publication presents weighted statistics which represent the population sample of 251 industries in Manufacturing sector. Data for industries with less than three establishments was combined to the closest industry to ensure the confidentiality of the respondents as stipulated under the Statistics Act 1965 (Revised-1989).

4. SOURCE OF FRAME

The source of frame is from Malaysia Statistical Business Register (MSBR) where the main information is from census and survey conducted by the Department of Statistics Malaysia (DOSM) and administrative data. The main source of the administrative data is from the Companies Commission of Malaysia (CCM). In addition, DOSM also collaborates and yield information from over 50 other agencies such as the Employees Provident Fund (EPF), Royal Malaysian Customs Department (RMCD), Inland Revenue Board (IRB), Local Authorities and other Professional Bodies. The frame is updated continuously by taking into account of new establishments and to record any changes in the establishment status such as closed down, not in operation, change in types of activity and location or postal addresses to ensure that the information in the frame is at the most current status.

5. TYPE OF BUSINESS ACTIVITY

Type of business activity is divided into primary and secondary. The primary activity refers to the activities which focus on its main resources and income. Secondary activities are defined as those incidental or ancillary to the primary activity. The classification of the establishment's industry is based on the primary activity and the Malaysia Standard Industrial Classification (MSIC 2008) Version 1.0 according to the International Standard Industrial Classification of All Economic Activities (ISIC), Rev. 4, United Nations, with modifications to suit local conditions.

6. CONCEPT AND DEFINITION

Concepts and definitions used are in line with the manual of Recommendations for Industrial Statistics 2008, United Nations Statistics Division. The definition of manufacturing used in this survey is consistent with Malaysia Standard Industrial Classification (MSIC) 2008 Ver. 1.0.

Manufacturing is defined as the physical or chemical transformation of materials or components into new products, whether the work is performed by power-driven machines or by hand, whether it is done in a factory or in the worker's home, and whether the products are sold at wholesale or retail.



7. SAMPLING DESIGN

Sampling design of the survey is a one-stage stratified random sampling. The establishment is classified as sampling unit while a few categories of stratum was identified.

Each stratum has been set up to three substrata to ensure the distributed sample takes into account the economic characteristics of the stratum. The main substratum is heterogeneous and was fully covered. Whereas, other substratum that are homogeneous were sampled.

Main substratum include large establishments which have a significant total revenue in the respective industry while for the second and third substratum are based on small and medium enterprise (SME) categories.

8. SAMPLE SIZE

The main statistics used to estimate the sample size is the sales value. The formula used in the estimation of the sample size for a stratum is as follows:

$$n = \frac{(\sum N_i S_i)^2}{V + \sum N_i S_i^2} \quad (3)$$

where;

- n = Sample size
- N_i = Population size for stratum i
- S_i^2 = Variance for stratum i
- V = Desired variance

$$V = RSE^2 \cdot \left(\frac{\hat{Y}_i}{Z} \right)^2 \quad (4)$$

where;

- \hat{Y}_i = Estimated sales value for stratum
- RSE = Relative standard error
- Z = Value of confidence level

Sample is distributed to substratum of the industry using Neyman Allocation method as follows:

$$n_{hi} = \left(\frac{N_h S_h}{\sum N_h S_h} \right) n_i \quad (5)$$

$$h = 2, 3 \text{ and } 4$$

$$i = 1, 2, \dots k$$



where;

n_{hi} = Sample size for substratum h of stratum i

N_h = Population size for substratum h

S_h = Standard deviation for substratum h

n_i = Sample size for stratum i

h = Substratum

i = Stratum

Establishments of the main substratum were fully covered while establishments of the second and third substratum were randomly selected using systematic random sampling.

9. WEIGHTED

Weighted analysis is done using sampling weight to ensure that the selected sample can reflect population survey. The weights required are the sampling design and non response weights.

The sampling design weight for the establishment at substratum h is as follows:

$$W_h = \frac{N_h}{n_h}, \quad h = 1, \dots, 4 \quad (6)$$

where,

N_h = Total population of substratum h ; and

n_h = Total sample of substratum h



Non response weight at substratum h as below:

$$NRW_h = \frac{1}{\frac{n'_h}{n_h}}, \quad h = 1, \dots, 4 \quad (7)$$

where,

n'_h = Number of response in sample size for substratum h

n_h = Number of sample size for substratum h

The method of calculating the sampling design weight after the survey (adjusted weight) on substratum h as below:

$$W'_h = W_h \times NRW_h, \quad h = 1, \dots, 4 \quad (8)$$

where,

W_h = Sampling design weight at substratum h

NRW_h = Non response weight at substratum h

10. REPORTING UNIT

The reporting unit used in the survey was the **establishment**. An establishment is defined as “an economic unit engaged in one activity, under a single legal entity and operating in a single physical location”. Each establishment was assigned an industry classification based on its principal activity. In the case of a multi-activity entity, units engaged in separate activities in the same location constituted distinct establishments. Thus, each branch of a multi-branch organisation at a different location was conceptually treated as a different establishment. The establishment was requested to give separate returns for each activity in terms of value. However, if in practice, the accounts were centrally kept such that it was not possible to obtain separate data for each individual unit or branch. The entity or enterprise was treated as a single reporting unit and allowed to submit a consolidated questionnaire covering all the units or branches.



11. VALUE OF SALES

The reported sales value refers to the sales value of their own products. This relates to sales of goods made on the reporting month, whether the products were produced/ manufactured by the establishment during the month or in the other months previously. The sales value was net selling price (ex-factory) value relating to the quantity sold. The valuation price charged to customers were excluding:

- a. discounts or rebates;
- b. Charges for carriage outwards;
- c. commissions to selling agents;
- d. all other charges such as excise duties paid, sales tax collected by the factory on behalf of the government; and
- e. Installation, repairs and construction charges.

12. NUMBER OF PAID EMPLOYEES

Number of paid employees cover as follows:

- a. Paid employees (full-time) - Refers to those who work for at least 6 hours a day and 20 days a month; and
- b. Paid employees (part-time) - Refers to all paid workers who work for less than 6 hours a day and/or less than 20 days a month.

13. SALARIES & WAGES PAID

Salaries & wages paid refers to all cash payments, including bonuses, commissions, overtime wages, cost of living allowances and other allowances made to all employees during the reference month. The employees' contribution to Employees' Provident Fund (EPF) and Social Security Organisation (SOCSO) is included but the employer's contribution is excluded. Allowances to working proprietors, working partners and unpaid family workers and severance and termination pay are not included.

14. CONFIDENTIALITY REQUIRED

The survey is conducted under the provisions of the Statistics Act 1965 (Revised-1989). The Act stipulates that the contents of individual returns are CONFIDENTIAL. In conformity with the stipulations of this Act, only aggregated figures are published.



- 15. REVISIONS** *Revisions will be made to the published figures based on the latest data available.*
- 16. ROUNDING** *The sum of the component figures may not tally with the sub-total or total figures due to rounding.*
- 17. SYMBOLS AND ABBREVIATIONS** *The following symbols have been used throughout the publication:-*
n.e.c. : not elsewhere classified
RM : Malaysian Ringgit
- 18. SEASONAL ADJUSTMENT** *Time-series data are very useful for economists, policy & decision makers and time-series analysts to identify the important features of economic series such as direction, turning point and consistency between other economic indicators. Sometimes this feature is difficult to observe because of seasonal movements. Thus, if the seasonal effect can be removed, the behaviour of the series would be better viewed. The estimation and removal of the seasonal effects is called seasonal adjustment.*
- Seasonal adjustment is a process to identify and to remove the regular within-a-year seasonal pattern, which may also include the influences of moving holidays and working/trading days effect in each period. The ultimate objective of the process is to highlight the underlying trends and short-term movements in the series.*
- In Malaysia, most of the time series data are affected by seasonal effects. Hence, to eliminate the seasonal effect as well as to seasonally adjust the Malaysian economic time series data, a standard seasonal adjustment package, X-12 ARIMA was used by Department of Statistics, Malaysia. Malaysian economic time series data also often affected by major religious festivals such as Eid-ul Fitr for Muslims, Chinese New Year to the Chinese and the Indian Deepavali. These festivals' dates are fixed according to the lunar year but vary according to the Gregorian calendar. Therefore, to estimate and remove moving holiday effect from time-series data, a procedure was developed, namely Seasonal Adjustment for Malaysia (SEAM).*