



KEMENTERIAN EKONOMI  
JABATAN PERANGKAAN MALAYSIA

# PERANGKAAN PEMBUATAN BULANAN

## MONTHLY MANUFACTURING STATISTICS

OGOS  
AUGUST **2023**

Dikeluarkan pada: **12 OKTOBER 2023**  
Released on: **OCTOBER**

### PEMAKLUMAN / ANNOUNCEMENT

DOSM telah melancarkan OpenDOSM NextGen sebagai medium yang menyediakan katalog data dan visualisasi bagi memudahkan pengguna menganalisis pelbagai data. OpenDOSM NextGen ialah platform perkongsian data sumber terbuka dan boleh diakses melalui portal <https://open.dosm.gov.my>.

Kerajaan Malaysia telah mengisytiharkan Hari Statistik Negara (MyStats Day) pada 20 Oktober setiap tahun. Tema sambutan MyStats Day adalah "Statistik Nadi Kehidupan".

*DOSM has launched OpenDOSM NextGen as a medium that provides a catalogue of data and visualisation to facilitate users in analysing various data. OpenDOSM NextGen is an open source data sharing platform and accessible through <https://open.dosm.gov.my> portal.*

*The Government of Malaysia has declared National Statistics Day (MyStats Day) on October 20 each year. MyStats Day theme is "Statistics is the Essence of Life".*

Diterbitkan dan dicetak oleh / *Published and printed by:*

**Jabatan Perangkaan Malaysia**

***Department of Statistics Malaysia***

Blok C6, Kompleks C,

Pusat Pentadbiran Kerajaan Persekutuan

62514 Putrajaya,

**MALAYSIA**

Tel.	:	03-8885 7000
Faks/Fax	:	03-8888 9248
Portal	:	<a href="https://www.dosm.gov.my">https://www.dosm.gov.my</a>
Facebook / Twitter / Instagram / YouTube	:	StatsMalaysia
Emel/Email	:	<a href="mailto:info@dosm.gov.my">info@dosm.gov.my</a> (pertanyaan umum / <i>general enquiries</i> ) <a href="mailto:data@dosm.gov.my">data@dosm.gov.my</a> (pertanyaan & permintaan data / <i>data request &amp; enquiries</i> )
Harga/Price	:	RM10.00

Diterbitkan pada Oktober 2023 / *Published in October 2023*

**Hakcipta terpelihara / All rights reserved.**

Tiada bahagian daripada terbitan ini boleh diterbitkan semula, disimpan untuk pengeluaran atau ditukar dalam apa-apa bentuk atau alat apa jua pun kecuali setelah mendapat kebenaran daripada Jabatan Perangkaan Malaysia. Pengguna yang mengeluarkan sebarang maklumat dari terbitan ini sama ada yang asal atau diolah semula hendaklah meletakkan kenyataan berikut:

“Sumber: Jabatan Perangkaan Malaysia”.

*No part of this publication may be reproduced or distributed in any form or by any means or stored in database without the prior written permission from Department of Statistics, Malaysia. Users reproducing content of this publication with or without adaptation should quote the following.*

“Source: Department of Statistics Malaysia”.

**ISSN 0128-3499**



Penerbitan ini memaparkan perangkaan nilai jualan, bilangan pekerja bergaji dan gaji & upah secara bulanan berdasarkan Survei Pembuatan Bulanan. Objektif utama penerbitan ini adalah untuk menyediakan data aliran terkini sektor Pembuatan bagi membantu pengguna dalam perancangan, penggubalan dasar dan membuat keputusan.

Ringkasan penemuan dan jadual perangkaan yang terperinci masing-masing dipaparkan pada bahagian pertama dan kedua penerbitan ini. Sementara itu, aspek-aspek teknikal yang digunakan seperti skop dan liputan dan konsep dan definisi juga disediakan pada Bahagian ketiga bagi membantu pengguna memahami statistik yang diterbitkan.

Jabatan Perangkaan Malaysia merakamkan penghargaan atas kerjasama yang diberikan oleh responden dan juga semua pihak yang telah menyumbang secara langsung dan tidak langsung dalam menjayakan penerbitan ini. Sebarang maklum balas dan cadangan untuk penambahbaikan penerbitan ini pada masa akan datang amat dihargai.

**Dato' Sri Dr. Mohd Uzir Mahidin**

Ketua Perangkawan Malaysia

Oktober 2023

# PREFACE



*This publication presents monthly statistics on sales value, number of employees and salaries & wages based on the Monthly Manufacturing Survey. The main objective of this publication is to provide statistics on the latest trends of the Manufacturing sector to assist users in the planning, formulation of policies and decision making.*

*The summary findings and detailed statistical tables are highlighted in the first and second part of this publication respectively. Meanwhile, the technical aspects used such as scope and coverage and concepts and definitions are provided in the third part to assist users to understand the published statistics.*

*The Department of Statistics, Malaysia gratefully acknowledges the co-operation rendered by the respondents as well as all parties who have contributed directly and indirectly in making this publication a success. Any feedback and suggestion towards improving future publication is highly appreciated.*

**Dato' Sri Dr. Mohd Uzir Mahidin**

*Chief Statistician Malaysia*

*October 2023*



	<b>Muka Surat</b> <i>Page</i>
<b>Kata Pengantar / Preface</b>	i - ii
<b>Kandungan / Contents</b>	iii - iv
<b>Kalendar Awalan Keluaran 2023 / Advance Release Calendar 2023</b>	v
<b>Penemuan Utama / Main Findings</b>	
<b>Ringkasan Penemuan Perangkaan Pembuatan Bulanan (PPB), Ogos 2023</b> <i>Summary of Findings Monthly Manufacturing Statistics (MMS), August 2023</i>	1 - 8
<b>Jadual / Tables</b>	
<b>1 Perangkaan Utama Bagi Sektor Pembuatan</b> <i>Principal Statistics of Manufacturing Sector</i>	9
<b>1.1a Nilai Jualan Sektor Pembuatan Mengikut Subsektor</b> <i>Sales Value of Manufacturing Sector by Sub-sector</i>	10 - 13
<b>1.1b Nilai Jualan Sektor Pembuatan Mengikut Subsektor:     Perubahan Peratusan Tahunan</b> <i>Sales Value of Manufacturing Sector by Sub-sector:     Annual Percentage Change</i>	14 - 15
<b>1.1c Nilai Jualan Sektor Pembuatan Mengikut Subsektor:     Perubahan Peratusan Bulanan/Suku Tahunan</b> <i>Sales Value of Manufacturing Sector by Sub-sector:     Monthly/Quarterly Percentage Change</i>	16 - 17
<b>1.2a Bilangan Pekerja Bergaji Sektor Pembuatan Mengikut Subsektor</b> <i>Number of Paid Employees of Manufacturing Sector by Sub-sector</i>	18 - 21
<b>1.2b Bilangan Pekerja Bergaji Sektor Pembuatan Mengikut Subsektor:     Perubahan Peratusan Tahunan</b> <i>Number of Paid Employees of Manufacturing Sector by Sub-sector:     Annual Percentage Change</i>	22 - 23
<b>1.2c Bilangan Pekerja Bergaji Sektor Pembuatan Mengikut Subsektor:     Perubahan Peratusan Bulanan/Suku Tahunan</b> <i>Number of Paid Employees of Manufacturing Sector by Sub-sector:     Monthly/Quarterly Percentage Change</i>	24 - 25
<b>1.3a Gaji dan Upah yang Dibayar Sektor Pembuatan Mengikut Subsektor</b> <i>Salaries and Wages Paid of Manufacturing Sector by Sub-sector</i>	26 - 29
<b>1.3b Gaji dan Upah yang Dibayar Sektor Pembuatan Mengikut     Subsektor: Perubahan Peratusan Tahunan</b> <i>Salaries and Wages Paid of Manufacturing Sector by Sub-sector:     Annual Percentage Change</i>	30 - 31



## Jadual / Tables

<b>1.3c</b>	<b>Gaji dan Upah yang Dibayar Sektor Pembuatan Mengikut Subsektor: Perubahan Peratusan Bulanan/Suku Tahunan</b> <i>Salaries and Wages Paid of Manufacturing Sector by Sub-sector: Monthly/Quarterly Percentage Change</i>	32 - 33
<b>1.4a</b>	<b>Nilai Jualan Sektor Pembuatan Mengikut Kumpulan</b> <i>Sales Value of Manufacturing Sector by Group</i>	34 - 49
<b>1.4b</b>	<b>Nilai Jualan Sektor Pembuatan Mengikut Kumpulan: Perubahan Peratusan Tahunan</b> <i>Sales Value of Manufacturing Sector by Group: Annual Percentage Change</i>	50 - 57
<b>1.4c</b>	<b>Nilai Jualan Sektor Pembuatan Mengikut Kumpulan: Perubahan Peratusan Bulanan/Suku Tahunan</b> <i>Sales Value of Manufacturing Sector by Group: Monthly/Quarterly Percentage Change</i>	58 - 65
<b>1.5a</b>	<b>Bilangan Pekerja Bergaji Sektor Pembuatan Mengikut Kumpulan</b> <i>Number of Paid Employees of Manufacturing Sector by Group</i>	66 - 81
<b>1.5b</b>	<b>Bilangan Pekerja Bergaji Sektor Pembuatan Mengikut Kumpulan: Perubahan Peratusan Tahunan</b> <i>Number of Paid Employees of Manufacturing Sector by Group: Annual Percentage Change</i>	82 - 89
<b>1.5c</b>	<b>Bilangan Pekerja Bergaji Sektor Pembuatan Mengikut Kumpulan: Perubahan Peratusan Bulanan/Suku Tahunan</b> <i>Number of Paid Employees of Manufacturing Sector by Group: Monthly/Quarterly Percentage Change</i>	90 - 97
<b>1.6a</b>	<b>Gaji dan Upah yang Dibayar Sektor Pembuatan Mengikut Kumpulan</b> <i>Salaries and Wages Paid of Manufacturing Sector by Group</i>	98 - 105
<b>1.6b</b>	<b>Gaji dan Upah yang Dibayar Sektor Pembuatan Mengikut Kumpulan: Perubahan Peratusan Tahunan</b> <i>Salaries and Wages Paid of Manufacturing Sector by Group: Annual Percentage Change</i>	106 - 113
<b>1.6c</b>	<b>Gaji dan Upah yang Dibayar Sektor Pembuatan Mengikut Kumpulan: Perubahan Peratusan Bulanan/Suku Tahunan</b> <i>Salaries and Wages Paid of Manufacturing Sector by Group: Monthly/Quarterly Percentage Change</i>	114 - 121
<b>2</b>	<b>Pengeluaran Produk Utama dalam Industri Pembuatan yang Terpilih</b> <i>Production of Major Products in Selected Manufacturing Industries</i>	122 - 130

# KALENDAR KELUARAN AWALAN 2023 / ADVANCE RELEASE CALENDAR 2023



Bulan rujukan / Reference month	Tarikh / Date
Januari 2022 / January 2022	13.03.2023
Februari 2022 / February 2022	11.04.2023
Mac 2022 / March 2022	09.05.2023
April 2022 / April 2022	09.06.2023
Mei 2022 / May 2022	12.07.2023
Jun 2022 / June 2022	08.08.2023
Julai 2022 / July 2022	11.09.2023
Ogos 2022 / August 2022	12.10.2023
September 2022 / September 2022	07.11.2023
Oktober 2022 / October 2022	11.12.2023
November 2022 / November 2022	11.01.2024
Disember 2022 / December 2022	07.02.2024

## Nota / Notes:

Kenyataan akhbar dihantar kepada pihak media pada tarikh pengeluaran dengan masa embargo ditetapkan bagi penyiaran. Kenyataan akhbar tersebut disiarkan selepas masa embargo di portal Jabatan Perangkaan Malaysia (<http://www.dosm.gov.my>)

A press statement is issued to the media on the date of release with a specified embargo time for release. The press statement is posted after the embargo time on the portal of Department of Statistics Malaysia (<http://www.dosm.gov.my>)

Muka surat ini sengaja dibiarkan kosong  
*This page is deliberately left blank*





# **RINGKASAN PENEMUAN**

*Summary of Findings*

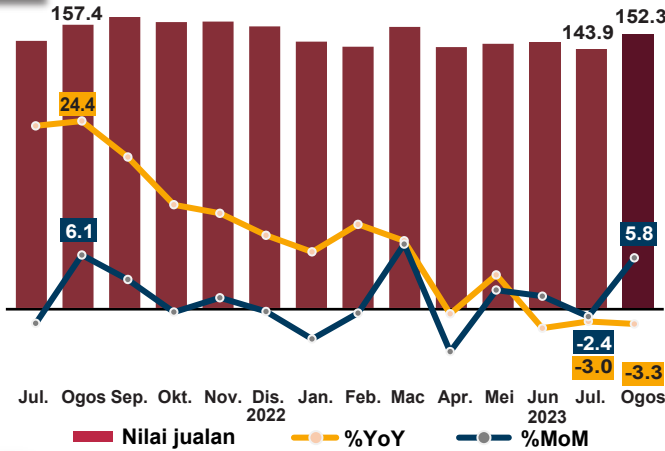
Muka surat ini sengaja dibiarkan kosong  
*This page is deliberately left blank*



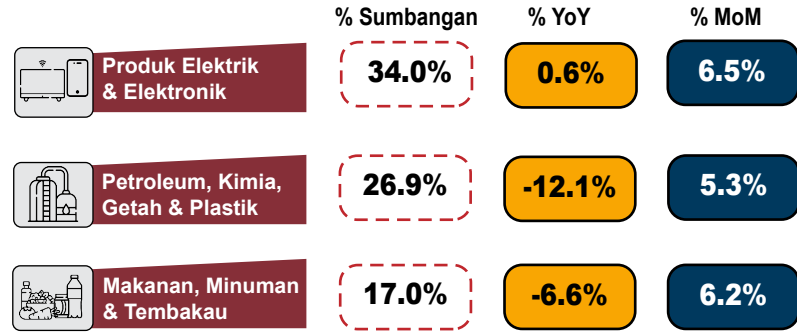
# PERANGKAIAN PEMBUATAN OGOS 2023

**Nilai jualan sektor Pembuatan mencatatkan penurunan 3.3 peratus dengan merekodkan RM152.3 bilion pada Ogos 2023 Seramai 2.36 juta orang pekerja dalam sektor ini dengan gaji dan upah dibayar berjumlah RM8.0 bilion**

## Nilai Jualan, RM Bilion

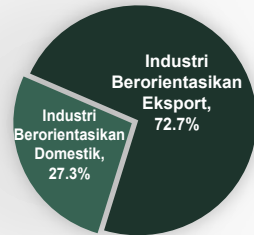


Lebih daripada dua pertiga daripada nilai jualan Pembuatan disumbangkan oleh subsektor Peralatan Elektrik & Elektronik (34.0%); Petroleum, Kimia, Getah & Plastik (26.9%); dan Makanan, Minuman & Tembakau (17.0%)

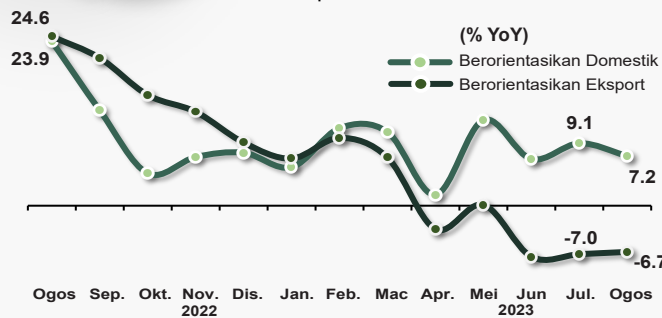


## Industri Berorientasikan Eksport dan Domestik

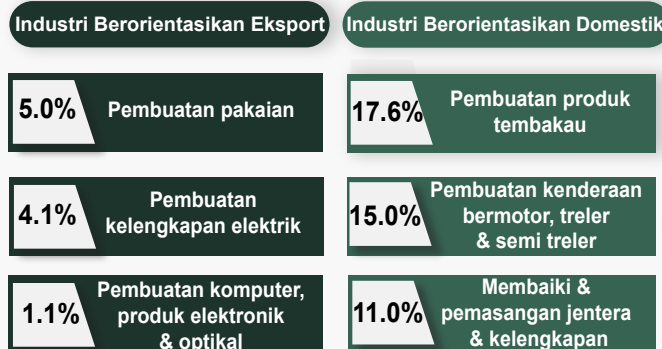
% sumbangan bagi nilai jualan, Ogos 2023



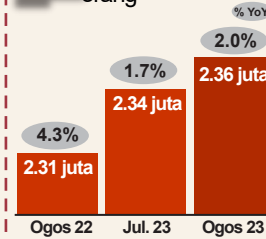
Nilai jualan industri berorientasikan eksport yang merangkumi 72.7 peratus daripada jumlah jualan menurun 6.7 peratus pada Ogos 2023. Sebaliknya, kemerosotan dalam nilai jualan dikurangkan oleh industri berorientasikan domestik secara berterusan, dengan pertumbuhan 7.2 peratus



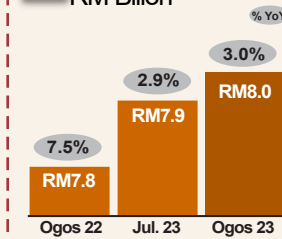
**Industri teratas dengan pertumbuhan tahun ke tahun tertinggi bagi nilai jualan, Ogos 2023**



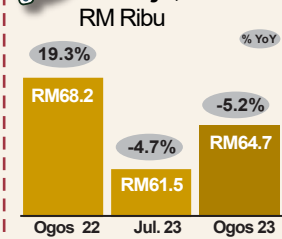
## Pekerja, orang



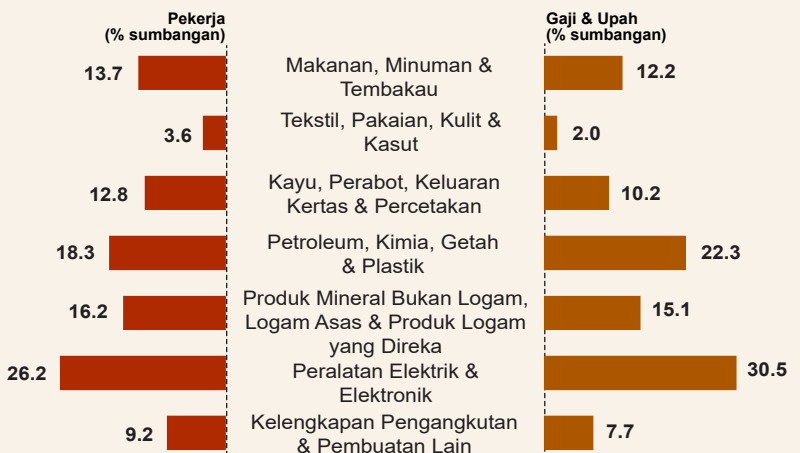
## Gaji & Upah, RM Bilion



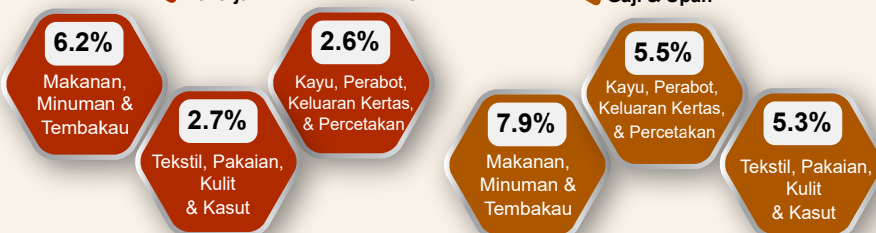
## Jualan per Pekerja, RM Ribu



## Bilangan Pekerja dan Gaji & Upah mengikut Subsektor, Ogos 2023



**Tiga subsektor teratas dengan pertumbuhan tahun ke tahun tertinggi, Ogos 2023**



%YoY: Peratus perubahan tahun ke tahun  
%MoM: Peratus perubahan bulan ke bulan

Sumber: Perangkaan Pembuatan Malaysia, Ogos 2023, Jabatan Perangkaan Malaysia (DOSM)

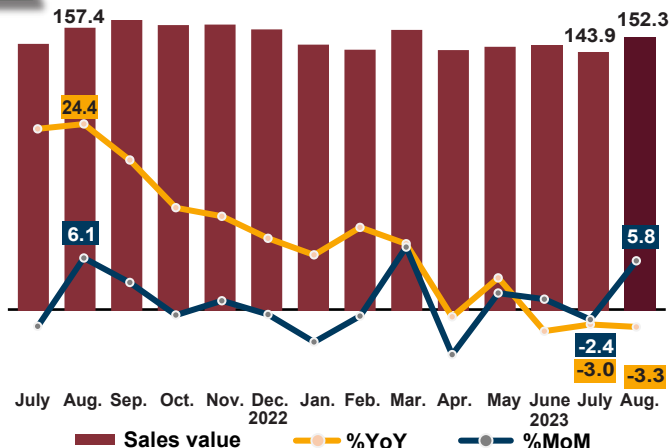


# MANUFACTURING STATISTICS AUGUST 2023

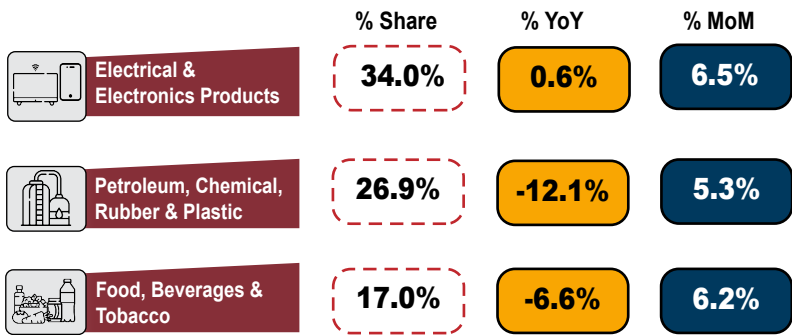
The sales value of the Manufacturing sector registering a decline of 3.3 per cent to record RM152.3 billion in August 2023. A total of 2.36 million persons engaged in this sector with salaries and wages paid amounting to RM8.0 billion.



## Sales value, RM Billion

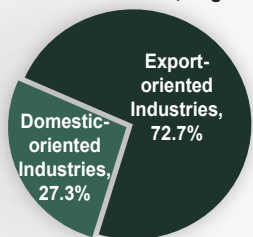


More than two-thirds of Manufacturing sales value was contributed by Electrical & Electronics Products (34.0%); Petroleum, Chemical, Rubber & Plastic (26.9%); and Food, Beverages & Tobacco (17.0%) sub-sectors

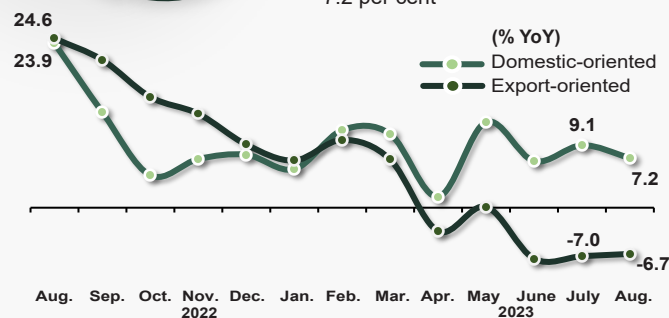


## Export and Domestic-oriented Industries

% share of sales value, August 2023



The sales value of export-oriented industries which accounted for 72.7 per cent of total sales decreased by 6.7 per cent in August 2023. On the other hand, domestic-oriented industries continued to mitigate the decline in sales value, with a growth of 7.2 per cent



## Top industries with the strongest year-on-year growth of sales value, August 2023

### Export-oriented Industries

5.0% Manufacture of wearing apparel

4.1% Manufacture of electrical equipment

1.1% Manufacture of computer, electronics & optical products

### Domestic-oriented Industries

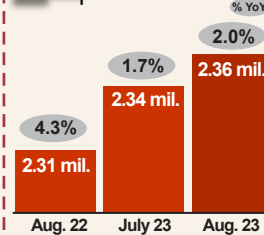
17.6% Manufacture of tobacco products

15.0% Manufacture of motor vehicles, trailers & semi-trailers

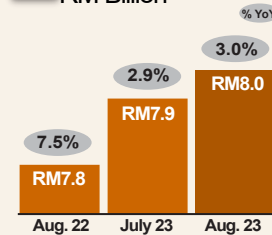
11.0% Repair & installation of machinery & equipment



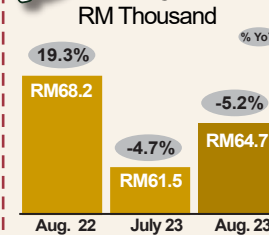
## Employees, persons



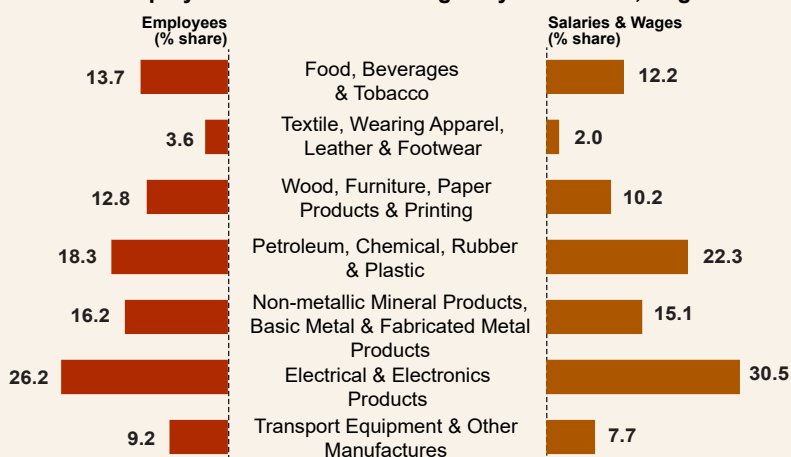
## Salaries & Wages, RM Billion



## Sales per Employee, RM Thousand



## Number of Employees and Salaries & Wages by Sub-sector, August 2023



## Top three sub-sectors with the highest year-on-year growth, August 2023

### Employees



### Salaries & Wages



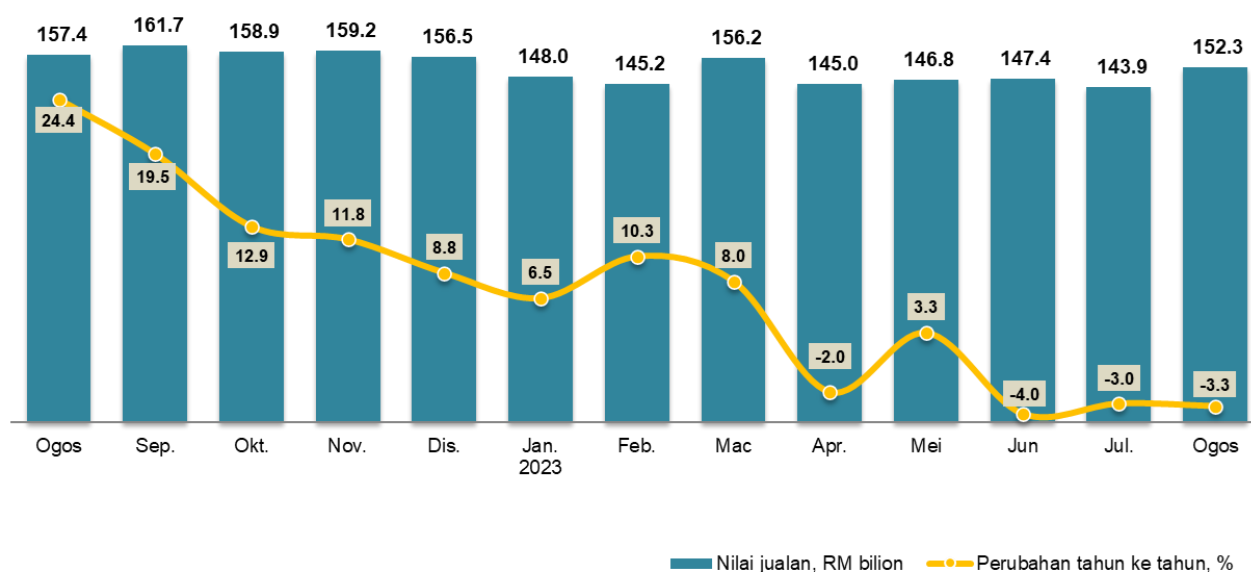
# PRESTASI SEKTOR PEMBUATAN OGOS 2023

## 1.0 NILAI JUALAN SEKTOR PEMBUATAN

Nilai jualan sektor Pembuatan Malaysia pada bulan Ogos 2023 berjumlah RM152.3 bilion, menurun 3.3 peratus berbanding RM157.4 bilion yang dilaporkan pada tahun lalu (Carta 1). Berbanding dengan bulan sebelumnya, nilai jualan meningkat 5.8 peratus (Julai 2023: RM143.9 bilion) manakala nilai jualan pelarasan bermusim bertambah sebanyak 1.3 peratus.

Penurunan nilai jualan tahun ke tahun dipengaruhi terutamanya oleh subsektor Petroleum, kimia, getah & plastik yang merosot 12.1 peratus iaitu merekodkan kejatuhan dua digit selama tiga bulan berturut-turut. Tambahan lagi, kemerosotan ini juga disumbangkan oleh penyusutan dalam subsektor Makanan, minuman & tembakau (-6.6%); dan Produk kayu, perabot, keluaran kertas & percetakan (-0.1%).

**Carta 1:** Nilai Jualan Sektor Pembuatan, Ogos 2022 - Ogos 2023



**\* Nota:**

- Laporan ini boleh diperolehi daripada laman portal Jabatan Perangkaan Malaysia (<https://www.dosm.gov.my>) di bawah ruangan: **Siaran Terkini**.
- Data bagi bulan Ogos 2023 merupakan data **awalan**. Data ini akan dikemaskini berdasarkan data terkini yang diperolehi dan akan diterbitkan dalam penerbitan bulan September 2023.

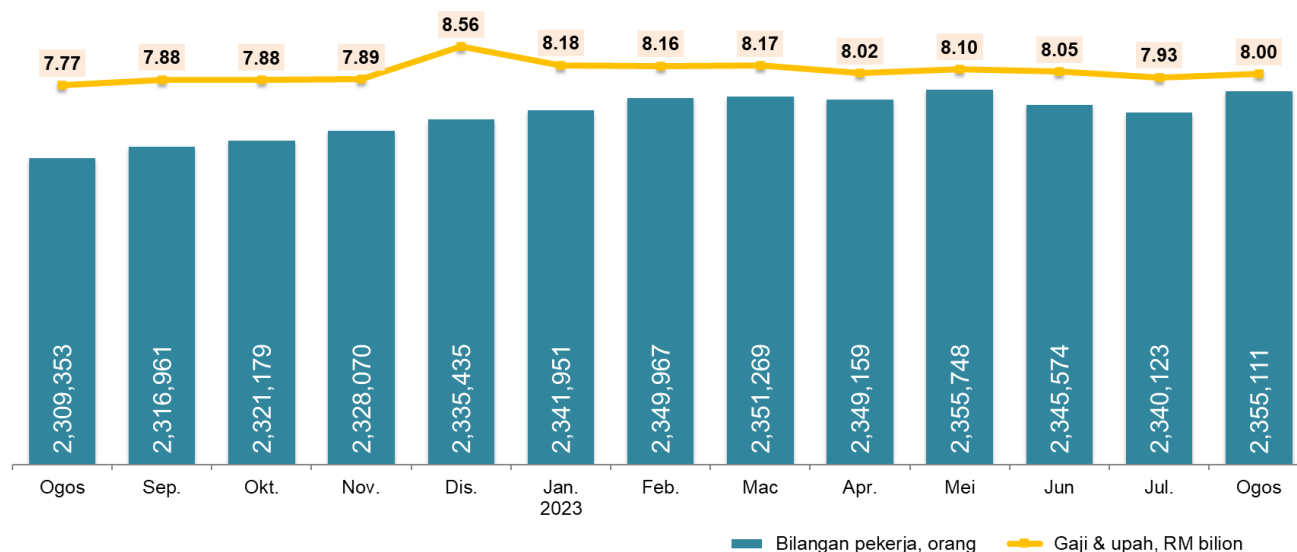
## 2.0 BILANGAN PEKERJA

Seramai 2.36 juta orang pekerja yang terlibat dalam sektor Pembuatan pada Ogos 2023, bertambah sebanyak 2.0 peratus berbanding 2.31 juta orang yang dicatatkan setahun lalu. Kenaikan ini didorong terutamanya oleh subsektor Makanan, minuman & tembakau (6.2%); Produk kayu, perabot, keluaran kertas & percetakan (2.6%); dan Produk mineral bukan logam, logam asas & produk logam yang direka (2.2%). Berbanding bulan sebelumnya, bilangan pekerja dalam sektor ini meningkat sebanyak 0.6 peratus.

## 3.0 GAJI & UPAH

Selaras dengan peningkatan bilangan pekerja, gaji & upah yang dibayar dalam sektor Pembuatan meningkat sebanyak 3.0 peratus tahun ke tahun yang berjumlah RM8.0 bilion pada Ogos 2023. Bagi perbandingan bulan ke bulan, gaji & upah meningkat 0.9 peratus daripada RM7.9 bilion yang direkodkan pada Julai 2023.

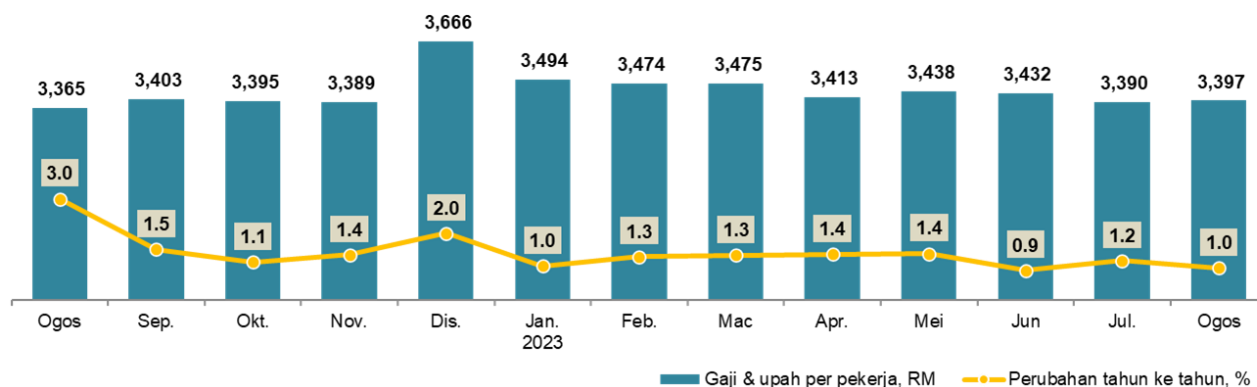
**Carta 2:** Bilangan Pekerja dan Gaji & Upah Sektor Pembuatan, Ogos 2022 - Ogos 2023



## 4.0 PURATA GAJI & UPAH PER PEKERJA

Purata gaji & upah yang dibayar bagi setiap pekerja pada bulan Ogos 2023 adalah sebanyak RM3,397, tumbuh 1.0 peratus tahun ke tahun (Ogos 2022: RM3,365) seperti yang dipaparkan di Carta 3. Begitu juga, purata gaji & upah bagi setiap pekerja bertambah 0.2 peratus berbanding bulan sebelum (Julai 2023: RM3,390).

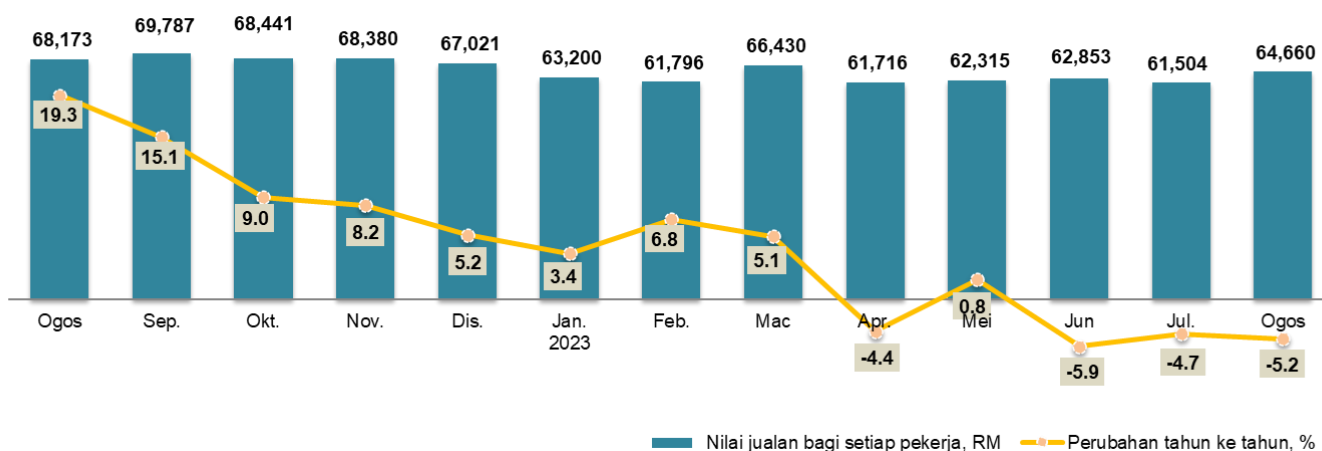
**Carta 3:** Gaji & Upah Per Pekerja Sektor Pembuatan, Ogos 2022 - Ogos 2023



## 5.0 NILAI JUALAN PER PEKERJA

Nilai jualan bagi setiap pekerja pada Ogos 2023 menurun 5.2 peratus kepada RM64,660 berbanding RM68,173 pada bulan yang sama tahun sebelumnya (Carta 4). Sementara itu, purata nilai jualan bagi setiap pekerja meningkat 5.1 peratus berbanding Julai 2023.

**Carta 4:** Nilai Jualan Per Pekerja Sektor Pembuatan, Ogos 2022 - Ogos 2023



## 6.0 PRESTASI BAGI TEMPOH JANUARI - OGOS 2023

Prestasi keseluruhan bagi Januari hingga Ogos 2023, nilai jualan sektor Pembuatan meningkat sebanyak 1.7 peratus, mencatatkan RM1,184.8 bilion berbanding tempoh yang sama tahun sebelumnya. Sementara itu, bilangan pekerja bertambah 2.0 peratus untuk merekodkan seramai 2.36 juta orang dengan gaji & upah meningkat 3.7 peratus kepada RM64.6 bilion.

Selain itu, nilai jualan setiap pekerja berkurang 0.2 peratus, berjumlah RM503,093 bagi lapan bulan pertama tahun 2023. Butiran terperinci seperti ditunjukkan di Jadual A.

**Jadual A:** Nilai Jualan, Bilangan Pekerja, Gaji & Upah dan Nilai Jualan per Pekerja, Januari - Ogos 2022 dan 2023

Perangkaan Pembuatan Bulanan	Januari - Ogos		% Perubahan
	2022	2023	
Nilai Jualan (RM juta)	1,164,654.6	1,184,840.2	1.7
Bilangan Pekerja	2,309,353	2,355,111	2.0
Gaji & Upah (RM juta)	62,311.3	64,615.2	3.7
Nilai Jualan Per Pekerja (RM)	504,321	503,093	-0.2



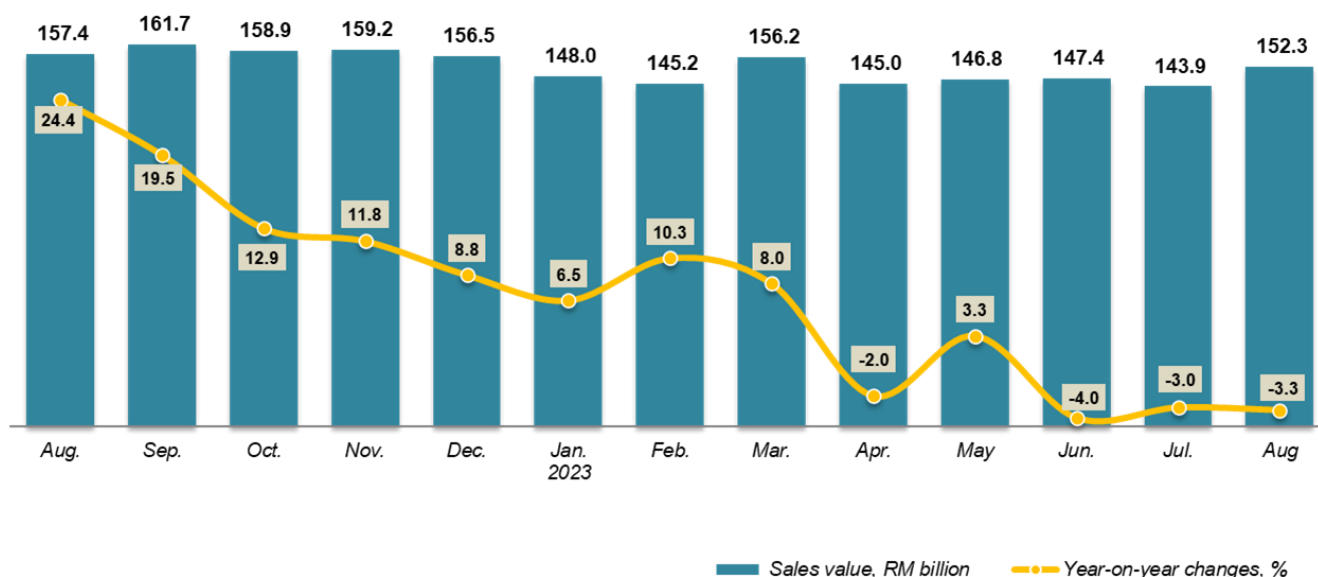
# MANUFACTURING SECTOR PERFORMANCE IN AUGUST 2023

## 1.0 SALES VALUE OF THE MANUFACTURING SECTOR

Malaysia's Manufacturing sales value in August 2023 stood at RM152.3 billion, declined by 3.3 per cent as compared to RM157.4 billion which reported a year ago (Chart 1). In comparison with the previous month, the sales value grew by 5.8 per cent (July 2023: RM143.9 billion) while seasonally adjusted sales value increased 1.3 per cent.

The year-on-year downturn in sales value was primarily influenced by the Petroleum chemical, rubber & plastic sub-sector, which decreased by 12.1 per cent, marking three consecutive months of double-digit declines. In addition, the deterioration was also attributable to the contraction of Food, beverages & tobacco (-6.6%); and Wood, furniture, paper products & printing (-0.1%) sub-sectors.

**Chart 1:** Sales Value of the Manufacturing Sector, August 2022 – August 2023



### \* Notes:

- This report can be accessed through the web portal of the Department of Statistics, Malaysia (<https://www.dosm.gov.my>) under the section: **Latest Releases**.
- Data for August 2023 is **provisional**. The data will be updated based on the latest available figures and subsequently published in the September 2023 publication.

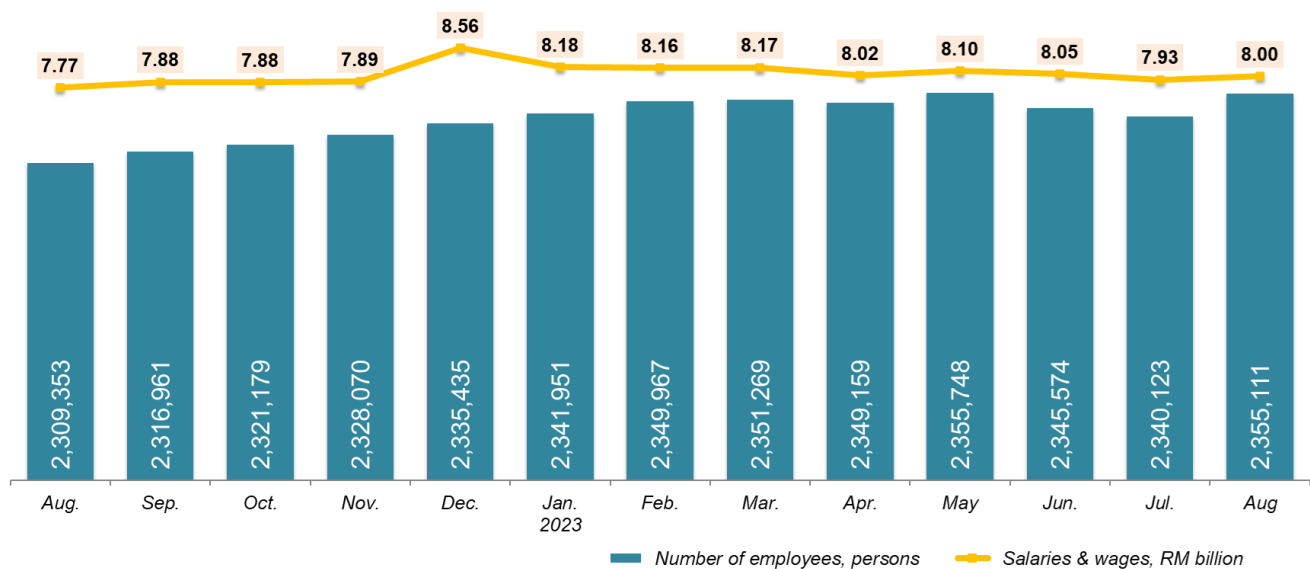
## 2.0 NUMBER OF EMPLOYEES

There were 2.36 million persons engaged in the Manufacturing sector in August 2023, increased by 2.0 per cent as against 2.31 million persons registered a year ago. The rise was mainly supported by the Food, beverages & tobacco (6.2%); Wood, furniture, paper products & printing (2.6%); and Non-metallic mineral products, basic metal & fabricated metal products (2.2%) sub-sectors. As compared to the preceding month, the number of employees in this sector grew by 0.6 per cent.

## 3.0 SALARIES & WAGES

In line with the increase in the number of employees, the salaries & wages paid in the Manufacturing sector increased by 3.0 per cent year-on-year, which amounted to RM8.0 billion in August 2023. On a month-on-month comparison, the salaries & wages improved by 0.9 per cent from RM7.9 billion recorded in July 2023.

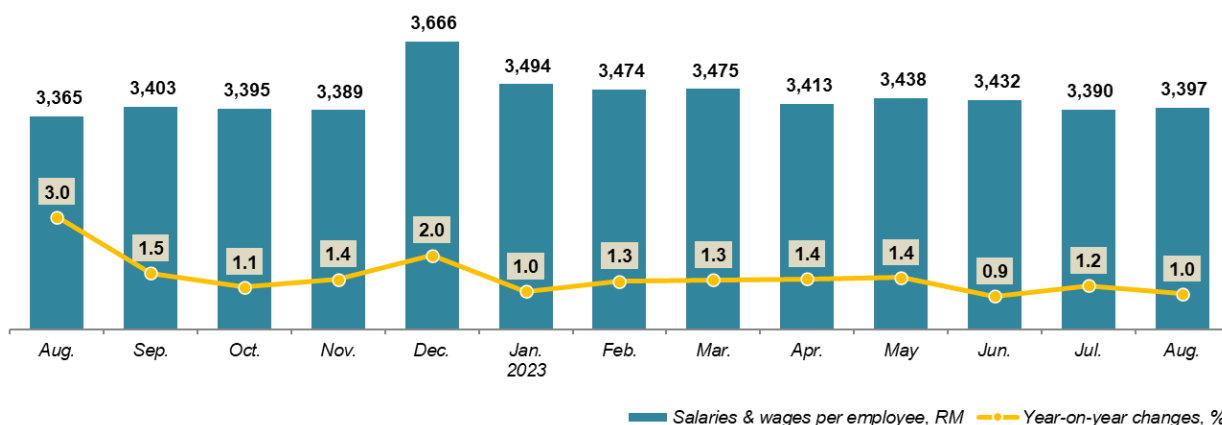
**Chart 2: Number of Employees and Salaries & Wages in Manufacturing Sector, August 2022 - August 2023**



## 4.0 AVERAGE SALARIES & WAGES PER EMPLOYEE

The average salaries & wages paid per employee in August 2023 was RM3,397, grew by 1.0 per cent year-on-year (August 2022: RM3,365) as depicted in Chart 3. Similarly, average salaries & wages paid per employee increased by 0.2 per cent as compared to the preceding month (July 2023: RM3,390).

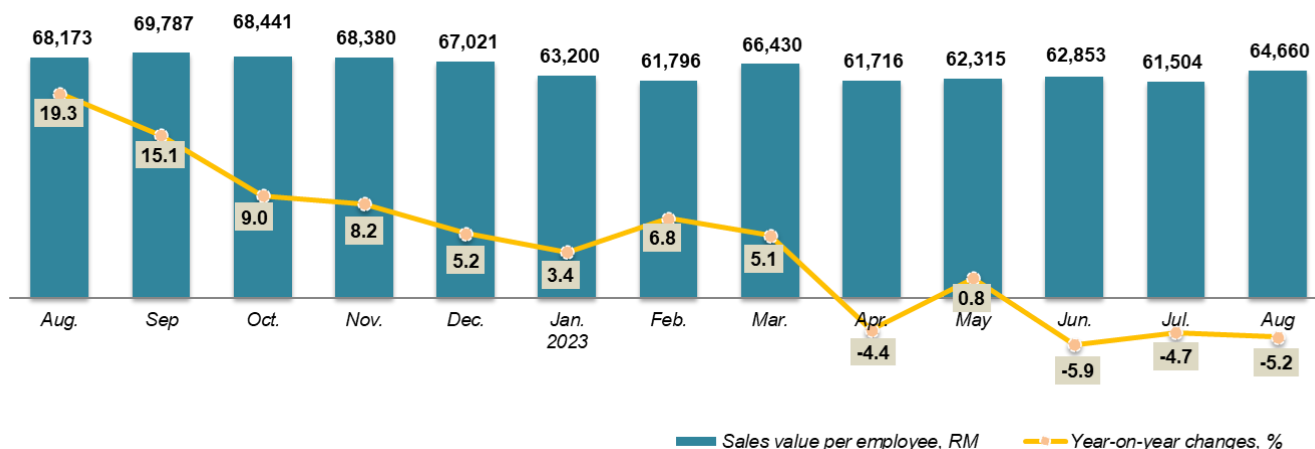
**Chart 3: Salaries & Wages per Employee in Manufacturing Sector, August 2022 – August 2023**



## 5.0 SALES VALUE PER EMPLOYEE

The sales value per employee in August 2023 declined by 5.2 per cent to RM64,660 as compared to RM68,173 in the same month of the previous year (Chart 4). Meanwhile, the average sales value per employee expanded by 5.1 per cent as compared to July 2023.

**Chart 4: Sales Value per Employee in Manufacturing Sector, August 2022 - August 2023**



## 6.0 PERFORMANCE IN THE PERIOD JANUARY - AUGUST 2023

Overall performance for January to August 2023, the sales value of the Manufacturing sector rose by 1.7 per cent, to register RM1,184.8 billion as against the same period of the preceding year. Meanwhile, the number of employees added by 2.0 per cent to record a total of 2.36 million persons with salaries & wages grew by 3.7 per cent to RM64.6 billion.

Besides that, sales value per employee dropped by 0.2 per cent, amounting to RM503,093 for the first eight months of 2023. The details as per shown in Table A.

**Table A:** Sales Value, Number of Employees, Salaries & Wages and Sales Value per Employee, January - August 2022 and 2023

Monthly Manufacturing Statistics	January - August		% Change
	2022	2023	
Sales Value (RM million)	1,164,654.6	1,184,840.2	1.7
Number of Employees	2,309,353	2,355,111	2.0
Salaries & Wages (RM million)	62,311.3	64,615.2	3.7
Sales Value per Employee (RM)	504,321	503,093	-0.2



# JADUAL

*Tables*

Muka surat ini sengaja dibiarkan kosong  
*This page is deliberately left blank*

**Jadual 1 : Perangkaan Utama Sektor Pembuatan**  
**Table 1 : Principal Statistics of Manufacturing Sector**

Tempoh Period	Nilai Jualan Produk Yang Dibuat Sendiri (Di Kilang) Sales value of own (Ex-factory) (RM Juta/Million)				Bilangan Pekerja Bergaji Pada Akhir Tempoh Number of employees engaged at end of period				Gaji & Upah Yang Dibayar Salaries & wages paid (RM Juta/Million)				
	Data Asal (Original Data)	% YoY	Pelarasan Musim (Seasonally Adjusted)	% MoM	Data Asal (Original Data)	% YoY	Pelarasan Musim (Seasonally Adjusted)	% MoM	Data Asal (Original Data)	% YoY	Pelarasan Musim (Seasonally Adjusted)	% MoM	
2020	1,346,620	-2.1			2,199,195	-2.0			87,194	-1.1			
2021	1,554,738	15.5			2,259,619	2.7			89,830	3.0			
2022	1,800,930	15.8			2,335,435	3.4			94,528	5.2			
2022	Q1	415,298	12.8		2,287,325	2.4			23,513	4.1			
	Q2	443,489	17.4		2,297,905	3.7			23,318	5.2			
	Q3	467,562	22.5		2,316,961	3.8			23,364	6.7			
	Q4	474,582	11.1		2,335,435	3.4			24,332	5.0			
2023	Q1	449,424	8.2		2,351,269	2.8			24,517	4.3			
	Q2	439,208	-1.0		2,345,574	2.1			24,165	3.6			
2022 (Jan. - Ogo.)	1,164,655	17.4			2,309,353	4.3			62,311	5.3			
2023 (Jan. - Ogo.)	1,184,840	1.7			2,355,111	2.0			64,615	3.7			
2022	Jan.	138,986	13.1	135,764	-1.8	2,274,146	2.2	2,250,916	-0.8	7,865	4.1	7,650	-1.7
	Feb.	131,703	11.2	142,979	5.3	2,275,927	2.1	2,260,870	0.4	7,805	3.9	7,737	1.1
	Mac	144,610	13.9	145,074	1.5	2,287,325	2.4	2,278,552	0.8	7,843	4.4	7,750	0.2
	Apr.	147,942	13.2	150,533	3.8	2,291,470	2.5	2,284,548	0.3	7,715	4.5	7,780	0.4
	Mei	142,043	15.7	148,877	-1.1	2,296,686	2.7	2,291,782	0.3	7,787	5.0	7,876	1.2
	Jun	153,503	23.4	159,199	6.9	2,297,905	3.7	2,307,458	0.7	7,816	6.2	7,932	0.7
	Jul.	148,431	23.8	148,440	-6.8	2,300,906	4.1	2,308,756	0.1	7,709	7.1	7,832	-1.3
	Ogo.	157,436	24.4	155,540	4.8	2,309,353	4.3	2,318,977	0.4	7,771	7.5	7,887	0.7
	Sep.	161,694	19.5	156,509	0.6	2,316,961	3.8	2,322,303	0.1	7,885	5.4	7,948	0.8
	Okt.	158,864	12.9	151,810	-3.0	2,321,179	3.6	2,332,258	0.4	7,881	4.8	7,972	0.3
	Nov.	159,194	11.8	154,921	2.0	2,328,070	3.3	2,336,176	0.2	7,890	4.7	8,033	0.8
	Dis.	156,524	8.8	150,474	-2.9	2,335,435	3.4	2,343,497	0.3	8,562	5.4	8,131	1.2
2023	Jan.	148,010	6.5	144,787	-3.9	2,341,951	3.0	2,317,914	-1.1	8,183	4.0	7,939	-2.4
	Feb.	145,219	10.3	156,489	8.1	2,349,967	3.3	2,334,559	0.7	8,164	4.6	8,056	1.5
	Mac	156,194	8.0	155,778	-0.5	2,351,269	2.8	2,340,713	0.3	8,170	4.2	8,098	0.5
	Apr.	144,981	-2.0	146,680	-5.8	2,349,159	2.5	2,344,025	0.1	8,017	3.9	8,127	0.4
	Mei	146,799	3.3	154,734	5.5	2,355,748	2.6	2,357,728	0.6	8,100	4.0	8,207	1.0
	Jun	147,427	-4.0	151,271	-2.2	2,345,574	2.1	2,358,024	0.0	8,049	3.0	8,169	-0.5
	Jul.	143,926	-3.0	148,761	-1.7	2,340,123	1.7	2,352,829	-0.2	7,932	2.9	8,097	-0.9
	Ogo.	152,282	-3.3	150,739	1.3	2,355,111	2.0	2,367,136	0.6	8,001	3.0	8,147	0.6

Jadual **1.1a** : Nilai Jualan Sektor Pembuatan Mengikut Subsektor  
 Table : Sales Value of Manufacturing Sector by Sub-sector

Subsektor Sub-sector	2021	2022	2022
			Q1
<b>1. Makanan, minuman dan tembakau</b>	<b>283,918</b>	<b>320,222</b>	<b>68,843</b>
<i>Food, beverages and tobacco</i>			
10 Pembuatan produk makanan <i>Manufacture of food products</i>	270,349	304,095	64,627
11 Pembuatan minuman <i>Manufacture of beverages</i>	10,629	12,717	3,198
12 Pembuatan produk tembakau <i>Manufacture of tobacco products</i>	2,940	3,410	1,018
<b>2. Tekstil, pakaian, kulit dan kasut</b>	<b>21,954</b>	<b>23,642</b>	<b>6,095</b>
<i>Textiles, wearing apparel, leather and footwear</i>			
13 Pembuatan tekstil <i>Manufacture of textiles</i>	10,728	11,652	2,959
14 Pembuatan pakaian <i>Manufacture of wearing apparel</i>	9,037	9,352	2,456
15 Pembuatan produk kulit dan barangan bfrkaitan <i>Manufacture of leather and related products</i>	2,189	2,638	680
<b>3. Produk kayu, perabot, keluaran kertas dan percetakan</b>	<b>76,494</b>	<b>84,965</b>	<b>23,179</b>
<i>Wood products, furniture, paper products and printing</i>			
16 Pembuatan kayu dan produk kayu dan gabus, kecuali perabot; pembuatan bagi artikel jerami dan bahan-bahan anyaman <i>Manufacture of wood and products of wood and cork, except furniture; manufacture of articles of straw and plaiting materials</i>	23,028	25,894	7,805
17 Pembuatan kertas dan produk kertas <i>Manufacture of paper and paper products</i>	25,788	28,260	6,810
18 Percetakan dan penerbitan semula media rakaman <i>Printing and reproduction of recorded media</i>	12,098	13,709	3,547
31 Pembuatan perabot <i>Manufacture of furniture</i>	15,579	17,101	5,017
<b>4. Petroleum, kimia, getah dan plastik</b>	<b>432,121</b>	<b>499,207</b>	<b>108,256</b>
<i>Petroleum, chemical, rubber and plastic</i>			
19 Pembuatan kok dan produk petroleum bfrtapis <i>Manufacture of coke and refined petroleum products</i>	175,557	249,901	45,669
20 Pembuatan kimia dan produk kimia <i>Manufacture of chemicals and chemical products</i>	102,329	111,585	29,024
21 Pembuatan produk farmaseutikal asas, kimia perubatan dan botani <i>Manufacture of basic pharmaceutical products and pharmaceutical preparations</i>	9,185	10,181	2,412
22 Pembuatan produk getah dan plastik <i>Manufacture of rubber and plastics products</i>	145,049	127,540	31,151
<b>5. Produk mineral bukan logam, logam asas dan produk logam yang direka</b>	<b>149,345</b>	<b>168,044</b>	<b>44,454</b>
<i>Non-metallic mineral products, basic metal and fabricated metal products</i>			
23 Pembuatan produk galian bukan logam lain <i>Manufacture of other non-metallic mineral products</i>	42,773	49,285	13,189
24 Pembuatan logam asas <i>Manufacture of basic metals</i>	49,566	54,209	14,558
25 Pembuatan produk logam, kecuali mesin dan kelengkapan <i>Manufacture of fabricated metal products, except machinery and equipment</i>	57,006	64,550	16,707
<b>6. Produk elektrik dan elektronik</b>	<b>483,198</b>	<b>581,527</b>	<b>135,344</b>
<i>Electrical and electronic products</i>			
26 Pembuatan komputer, produk elektronik dan optikal <i>Manufacture of computer, electronics and optical products</i>	391,925	479,757	112,206
27 Pembuatan kelengkapan elektrik <i>Manufacture of electrical equipment</i>	48,489	56,049	12,827
28 Pembuatan jentera dan peralatan t.t.t.l. <i>Manufacture of machinery and equipment n.e.c.</i>	42,783	45,720	10,312
<b>7. Kelengkapan pengangkutan dan pembuatan lain</b>	<b>107,710</b>	<b>123,324</b>	<b>29,128</b>
<i>Transport equipment and other manufactures</i>			
29 Pembuatan kenderaan bfrmotor, treler dan semi treler <i>Manufacture of motor vehicles, trailers and semi-trailers</i>	77,384	89,220	20,785
30 Pembuatan kelengkapan pengangkutan lain <i>Manufacture of other transport equipment</i>	14,103	15,690	3,833
32 Pembuatan lain <i>Other manufacturing</i>	10,897	12,668	2,993
33 Pembaikan dan pemasangan jentera dan kelengkapan <i>Repair and installation of machinery and equipment</i>	5,326	5,746	1,517
<b>Pembuatan</b>	<b>Jumlah</b>		
<i>Manufacturing</i>	<i>Total</i>	<b>1,554,738</b>	<b>1,800,930</b>
			<b>415,298</b>



			2023		2022	2023
Q2	Q3	Q4	Q1	Q2	(Jan. - Ogo.)	(Jan. - Ogo.)
<b>85,782</b>	<b>82,569</b>	<b>83,028</b>	<b>73,072</b>	<b>74,851</b>	<b>208,783</b>	<b>198,193</b>
81,963	78,651	78,854	68,673	70,724	198,132	186,933
3,034	3,237	3,248	3,204	3,131	8,389	8,523
785	681	926	1,196	996	2,262	2,736
<b>5,679</b>	<b>5,699</b>	<b>6,169</b>	<b>6,152</b>	<b>5,888</b>	<b>15,578</b>	<b>15,935</b>
2,900	2,845	2,947	2,897	2,866	7,784	7,628
2,211	2,224	2,462	2,533	2,374	6,143	6,498
568	630	760	723	649	1,651	1,810
<b>19,246</b>	<b>19,955</b>	<b>22,585</b>	<b>23,605</b>	<b>19,571</b>	<b>55,158</b>	<b>55,867</b>
5,092	5,771	7,227	7,502	4,976	16,430	15,755
7,041	7,246	7,163	7,561	7,377	18,638	19,786
3,273	3,216	3,673	3,812	3,452	8,947	9,556
3,840	3,722	4,522	4,729	3,766	11,143	10,770
<b>124,184</b>	<b>137,924</b>	<b>128,843</b>	<b>116,905</b>	<b>118,176</b>	<b>325,046</b>	<b>315,017</b>
60,286	75,616	68,330	55,680	56,542	156,610	151,429
26,612	27,982	27,967	29,632	26,787	74,472	75,141
2,501	2,695	2,573	2,702	2,629	6,693	7,120
34,784	31,632	29,973	28,891	32,218	87,270	81,327
<b>39,918</b>	<b>39,328</b>	<b>44,345</b>	<b>47,150</b>	<b>42,407</b>	<b>109,828</b>	<b>116,601</b>
11,820	11,699	12,577	14,105	12,626	32,872	35,101
11,987	12,496	15,168	15,284	12,417	34,047	35,264
16,111	15,133	16,600	17,762	17,365	42,909	46,236
<b>139,578</b>	<b>152,431</b>	<b>154,174</b>	<b>149,095</b>	<b>147,221</b>	<b>372,856</b>	<b>396,739</b>
114,312	125,955	127,284	124,697	121,532	307,049	329,534
13,461	14,995	14,766	13,583	14,155	36,093	37,967
11,805	11,481	12,123	10,815	11,534	29,713	29,238
<b>29,103</b>	<b>29,656</b>	<b>35,437</b>	<b>33,444</b>	<b>31,093</b>	<b>77,406</b>	<b>86,488</b>
20,710	21,536	26,188	24,643	22,206	55,500	63,441
3,742	3,651	4,464	4,077	3,946	9,938	10,377
3,406	3,174	3,095	3,095	3,555	8,436	8,799
1,244	1,295	1,689	1,629	1,386	3,532	3,871
<b>443,489</b>	<b>467,562</b>	<b>474,582</b>	<b>449,424</b>	<b>439,208</b>	<b>1,164,655</b>	<b>1,184,840</b>

Jadual **1.1a** : Nilai Jualan Sektor Pembuatan Mengikut Subsektor (samb.)  
 Table : Sales Value of Manufacturing Sector by Sub-sector (cont.)

Subsektor Sub-sector	2022							
	Jan.	Feb.	Mac	Apr.	Mei	Jun	Jul.	
<b>1. Makanan, minuman dan tembakau</b> <i>Food, beverages and tobacco</i>	<b>23,842</b>	<b>22,349</b>	<b>22,652</b>	<b>27,949</b>	<b>28,597</b>	<b>29,236</b>	<b>26,431</b>	
10 Pembuatan produk makanan <i>Manufacture of food products</i>	22,472	20,973	21,181	26,467	27,423	28,073	25,172	
11 Pembuatan minuman <i>Manufacture of beverages</i>	1,042	1,046	1,110	1,153	936	946	1,043	
12 Pembuatan produk tembakau <i>Manufacture of tobacco products</i>	327	330	361	329	239	218	216	
<b>2. Tekstil, pakaian, kulit dan kasut</b> <i>Textiles, wearing apparel, leather and footwear</i>	<b>2,067</b>	<b>1,991</b>	<b>2,037</b>	<b>1,946</b>	<b>1,850</b>	<b>1,884</b>	<b>1,896</b>	
13 Pembuatan tekstil <i>Manufacture of textiles</i>	1,012	959	988	963	928	1,009	975	
14 Pembuatan pakaian <i>Manufacture of wearing apparel</i>	825	809	822	787	736	689	732	
15 Pembuatan produk kulit dan barangan bfrkaitan <i>Manufacture of leather and related products</i>	230	223	227	196	186	186	189	
<b>3. Produk kayu, perabot, keluaran kertas dan percetakan</b> <i>Wood products, furniture, paper products and printing</i>	<b>7,922</b>	<b>7,258</b>	<b>8,000</b>	<b>7,205</b>	<b>6,107</b>	<b>5,934</b>	<b>5,992</b>	
16 Pembuatan kayu dan produk kayu dan gabus, kecuali perabot; pembuatan bagi artikel jerami dan bahan-bahan anyaman <i>Manufacture of wood and products of wood and cork, except furniture; manufacture of articles of straw and plaiting materials</i>	2,679	2,385	2,741	2,135	1,499	1,458	1,465	
17 Pembuatan kertas dan produk kertas <i>Manufacture of paper and paper products</i>	2,258	2,143	2,409	2,477	2,251	2,312	2,331	
18 Percetakan dan penerbitan semula media rakaman <i>Printing and reproduction of recorded media</i>	1,223	1,165	1,158	1,159	1,053	1,061	1,072	
31 Pembuatan perabot <i>Manufacture of furniture</i>	1,761	1,564	1,691	1,433	1,305	1,102	1,123	
<b>4. Petroleum, kimia, getah dan plastik</b> <i>Petroleum, chemical, rubber and plastic</i>	<b>37,725</b>	<b>32,920</b>	<b>37,610</b>	<b>39,912</b>	<b>39,543</b>	<b>44,730</b>	<b>45,973</b>	
19 Pembuatan kok dan produk petroleum bfrtapis <i>Manufacture of coke and refined petroleum products</i>	17,255	13,325	15,090	17,952	18,912	23,423	24,989	
20 Pembuatan kimia dan produk kimia <i>Manufacture of chemicals and chemical products</i>	9,640	9,437	9,947	8,803	8,684	9,126	9,132	
21 Pembuatan produk farmaseutikal asas, kimia perubatan dan botani <i>Manufacture of basic pharmaceutical products and pharmaceutical preparations</i>	819	764	829	834	752	915	888	
22 Pembuatan produk getah dan plastik <i>Manufacture of rubber and plastics products</i>	10,012	9,395	11,744	12,322	11,195	11,266	10,964	
<b>5. Produk mineral bukan logam, logam asas dan produk logam yang direka</b> <i>Non-metallic mineral products, basic metal and fabricated metal products</i>	<b>15,328</b>	<b>14,309</b>	<b>14,816</b>	<b>14,454</b>	<b>12,833</b>	<b>12,631</b>	<b>12,285</b>	
23 Pembuatan produk galian bukan logam lain <i>Manufacture of other non-metallic mineral products</i>	4,425	4,263	4,501	4,187	3,792	3,842	3,908	
24 Pembuatan logam asas <i>Manufacture of basic metals</i>	5,005	4,695	4,858	4,648	3,860	3,479	3,348	
25 Pembuatan produk logam, kecuali mesin dan kelengkapan <i>Manufacture of fabricated metal products, except machinery and equipment</i>	5,899	5,351	5,457	5,619	5,182	5,310	5,028	
<b>6. Produk elektrik dan elektronik</b> <i>Electrical and electronic products</i>	<b>42,314</b>	<b>43,785</b>	<b>49,245</b>	<b>46,114</b>	<b>43,761</b>	<b>49,702</b>	<b>46,422</b>	
26 Pembuatan komputer, produk elektronik dan optikal <i>Manufacture of computer, electronics and optical products</i>	34,327	36,431	41,448	37,516	35,887	40,908	38,080	
27 Pembuatan kelengkapan elektrik <i>Manufacture of electrical equipment</i>	4,383	4,018	4,426	4,552	4,206	4,704	4,696	
28 Pembuatan jentera dan peralatan t.t.t.l. <i>Manufacture of machinery and equipment n.e.c.</i>	3,605	3,336	3,372	4,046	3,668	4,091	3,647	
<b>7. Kelengkapan pengangkutan dan pembuatan lain</b> <i>Transport equipment and other manufactures</i>	<b>9,788</b>	<b>9,091</b>	<b>10,250</b>	<b>10,363</b>	<b>9,353</b>	<b>9,387</b>	<b>9,433</b>	
29 Pembuatan kenderaan bfrmotor, treler dan semi treler <i>Manufacture of motor vehicles, trailers and semi-trailers</i>	6,931	6,520	7,334	7,258	6,715	6,737	6,904	
30 Pembuatan kelengkapan pengangkutan lain <i>Manufacture of other transport equipment</i>	1,299	1,167	1,366	1,425	1,122	1,195	1,174	
32 Pembuatan lain <i>Other manufacturing</i>	1,047	960	986	1,154	1,158	1,095	988	
33 Pembaikan dan pemasangan jentera dan kelengkapan <i>Repair and installation of machinery and equipment</i>	511	443	563	526	358	360	367	
<b>Pembuatan</b> <i>Manufacturing</i>	<b>Jumlah</b> <i>Total</i>	<b>138,986</b>	<b>131,703</b>	<b>144,610</b>	<b>147,942</b>	<b>142,043</b>	<b>153,503</b>	<b>148,431</b>

(RM Juta/Million)

2023

Ogo.	Sep.	Okt.	Nov.	Dis.	Jan.	Feb.	Mac	Apr.	Mei	Jun	Jul.	Ogo.
<b>27,728</b>	<b>28,410</b>	<b>27,863</b>	<b>27,247</b>	<b>27,918</b>	<b>24,911</b>	<b>24,273</b>	<b>23,888</b>	<b>24,399</b>	<b>25,494</b>	<b>24,959</b>	<b>24,379</b>	<b>25,890</b>
26,370	27,109	26,423	25,848	26,583	23,470	22,881	22,322	22,922	24,070	23,733	23,056	24,481
1,114	1,080	1,140	1,076	1,032	1,047	1,043	1,114	1,118	1,049	964	1,065	1,124
243	222	301	323	303	394	349	452	359	376	262	258	286
<b>1,908</b>	<b>1,895</b>	<b>1,965</b>	<b>2,083</b>	<b>2,122</b>	<b>2,068</b>	<b>2,018</b>	<b>2,066</b>	<b>1,966</b>	<b>1,997</b>	<b>1,926</b>	<b>1,944</b>	<b>1,951</b>
950	920	947	983	1,017	984	938	975	945	969	952	925	941
744	748	770	834	858	840	847	846	798	806	770	810	781
215	227	247	266	247	245	233	245	223	221	204	209	229
<b>6,741</b>	<b>7,222</b>	<b>7,320</b>	<b>7,636</b>	<b>7,629</b>	<b>7,747</b>	<b>7,716</b>	<b>8,142</b>	<b>7,112</b>	<b>6,592</b>	<b>5,867</b>	<b>5,958</b>	<b>6,734</b>
2,068	2,238	2,364	2,417	2,446	2,480	2,415	2,607	2,027	1,611	1,338	1,352	1,924
2,456	2,459	2,442	2,350	2,372	2,418	2,505	2,639	2,584	2,437	2,356	2,354	2,495
1,054	1,090	1,070	1,323	1,280	1,262	1,284	1,266	1,189	1,132	1,131	1,143	1,148
1,163	1,436	1,444	1,547	1,531	1,587	1,512	1,630	1,312	1,411	1,042	1,109	1,166
<b>46,633</b>	<b>45,318</b>	<b>44,279</b>	<b>43,441</b>	<b>41,123</b>	<b>41,517</b>	<b>35,956</b>	<b>39,432</b>	<b>38,663</b>	<b>40,314</b>	<b>39,198</b>	<b>38,930</b>	<b>41,006</b>
25,665	24,961	24,433	23,259	20,637	21,738	16,662	17,279	18,063	19,413	19,065	18,598	20,610
9,704	9,146	8,766	9,344	9,857	9,802	9,627	10,203	8,726	9,101	8,960	9,069	9,652
893	914	879	860	834	875	885	942	898	821	910	885	905
10,371	10,296	10,202	9,977	9,794	9,101	8,782	11,008	10,976	10,979	10,263	10,378	9,840
<b>13,172</b>	<b>13,871</b>	<b>14,185</b>	<b>14,728</b>	<b>15,432</b>	<b>15,584</b>	<b>15,563</b>	<b>16,003</b>	<b>15,047</b>	<b>13,943</b>	<b>13,417</b>	<b>13,038</b>	<b>14,005</b>
3,955	3,836	3,830	4,285	4,462	4,587	4,675	4,843	4,381	4,131	4,114	4,137	4,233
4,154	4,994	5,054	5,040	5,075	4,942	5,048	5,293	4,737	4,081	3,599	3,384	4,179
5,063	5,041	5,301	5,404	5,896	6,055	5,840	5,867	5,930	5,731	5,704	5,518	5,592
<b>51,511</b>	<b>54,497</b>	<b>52,549</b>	<b>51,466</b>	<b>50,160</b>	<b>45,026</b>	<b>49,203</b>	<b>54,866</b>	<b>47,937</b>	<b>47,443</b>	<b>51,840</b>	<b>48,627</b>	<b>51,796</b>
42,451	45,424	43,597	42,630	41,058	36,749	41,275	46,672	39,465	38,922	43,145	40,395	42,910
5,109	5,190	5,059	4,832	4,875	4,583	4,401	4,598	4,595	4,653	4,907	4,910	5,319
3,951	3,883	3,893	4,003	4,227	3,693	3,527	3,595	3,877	3,868	3,789	3,322	3,567
<b>9,743</b>	<b>10,481</b>	<b>10,703</b>	<b>12,592</b>	<b>12,142</b>	<b>11,158</b>	<b>10,489</b>	<b>11,797</b>	<b>9,856</b>	<b>11,016</b>	<b>10,220</b>	<b>11,050</b>	<b>10,901</b>
7,101	7,532	7,646	9,421	9,122	8,243	7,701	8,699	6,654	8,107	7,444	8,425	8,168
1,189	1,288	1,519	1,513	1,432	1,324	1,264	1,489	1,461	1,243	1,242	1,172	1,183
1,049	1,137	998	1,064	1,033	1,061	1,012	1,021	1,164	1,264	1,128	1,047	1,101
404	524	541	594	554	530	511	589	578	402	406	407	449
<b>157,436</b>	<b>161,694</b>	<b>158,864</b>	<b>159,194</b>	<b>156,524</b>	<b>148,010</b>	<b>145,219</b>	<b>156,194</b>	<b>144,981</b>	<b>146,799</b>	<b>147,427</b>	<b>143,926</b>	<b>152,282</b>

Jadual **1.1b** : Nilai Jualan Sektor Pembuatan Mengikut Subsektor: Perubahan Peratusan Tahunan  
 Table **1.1b** : Sales Value of Manufacturing Sector by Sub-sector: Annual Percentage Change

Subsektor Sub-sector	2021	2022	2022			2023		2022	2023		
			Q1	Q2	Q3	Q4	Q1	Q2	(Jan. - Ogo.)	(Jan. - Ogo.)	
<b>1. Makanan, minuman dan tembakau</b> <i>Food, beverages and tobacco</i>	<b>12.7</b>	<b>12.8</b>	<b>16.3</b>	<b>16.5</b>	<b>13.0</b>	<b>6.5</b>	<b>6.1</b>	<b>-12.7</b>	<b>16.4</b>	<b>-5.1</b>	
10 Pembuatan produk makanan <i>Manufacture of food products</i>	12.9	12.5	17.0	15.9	11.5	6.8	6.3	-13.7	15.9	-5.7	
11 Pembuatan minuman <i>Manufacture of beverages</i>	12.0	19.6	6.3	30.5	42.2	7.6	0.2	3.2	25.2	1.6	
12 Pembuatan produk tembakau <i>Manufacture of tobacco products</i>	-3.9	16.0	4.7	32.1	155.9	-16.4	17.4	27.0	33.3	21.0	
<b>2. Tekstil, pakaian, kulit dan kasut</b> <i>Textiles, wearing apparel, leather and footwear</i>	<b>10.8</b>	<b>7.7</b>	<b>8.0</b>	<b>9.2</b>	<b>12.9</b>	<b>1.7</b>	<b>0.9</b>	<b>3.7</b>	<b>10.0</b>	<b>2.3</b>	
13 Pembuatan tekstil <i>Manufacture of textiles</i>	21.0	8.6	14.1	8.3	11.9	1.2	-2.1	-1.2	11.7	-2.0	
14 Pembuatan pakaian <i>Manufacture of wearing apparel</i>	3.0	3.5	2.7	7.5	6.1	-1.2	3.1	7.4	5.4	5.8	
15 Pembuatan produk kulit dan barangan berkaitan <i>Manufacture of leather and related products</i>	0.6	20.5	3.6	22.6	54.5	14.8	6.4	14.2	21.4	9.6	
<b>3. Produk kayu, perabot, keluaran kertas dan percetakan</b> <i>Wood products, furniture, paper products and printing</i>	<b>5.3</b>	<b>11.1</b>	<b>10.1</b>	<b>16.9</b>	<b>19.0</b>	<b>1.7</b>	<b>1.8</b>	<b>1.7</b>	<b>15.3</b>	<b>1.3</b>	
16 Pembuatan kayu dan produk kayu dan gabus, kecuali perabot; pembuatan bagi artikel jerami dan bahan-bahan anyaman <i>Manufacture of wood and products of wood and cork, except furniture; manufacture of articles of straw and plaiting materials</i>	3.4	12.4	13.4	22.3	22.6	-0.6	-3.9	-2.3	19.0	-4.1	
17 Pembuatan kertas dan produk kertas <i>Manufacture of paper and paper products</i>	15.8	9.6	10.2	10.3	11.9	6.1	11.0	4.8	10.9	6.2	
18 Percetakan dan penerbitan semula media rakaman <i>Printing and reproduction of recorded media</i>	4.9	13.3	7.8	22.0	18.8	7.5	7.5	5.5	16.0	6.8	
31 Pembuatan perabot <i>Manufacture of furniture</i>	-5.7	9.8	6.7	18.9	29.4	-5.2	-5.7	-1.9	17.1	-3.3	
<b>4. Petroleum, kimia, getah dan plastik</b> <i>Petroleum, chemical, rubber and plastic</i>	<b>27.5</b>	<b>15.5</b>	<b>9.7</b>	<b>11.1</b>	<b>24.4</b>	<b>16.2</b>	<b>8.0</b>	<b>-4.8</b>	<b>13.8</b>	<b>-3.1</b>	
19 Pembuatan kok dan produk petroleum bertapis <i>Manufacture of coke and refined petroleum products</i>	36.6	42.3	36.3	36.3	57.2	37.4	21.9	-6.2	42.0	-3.3	
20 Pembuatan kimia dan produk kimia <i>Manufacture of chemicals and chemical products</i>	12.9	9.0	10.0	14.9	9.4	2.9	2.1	0.7	11.7	0.9	
21 Pembuatan produk farmaseutikal asas, kimia perubatan dan botani <i>Manufacture of basic pharmaceutical products and pharmaceutical preparations</i>	17.1	10.8	13.9	10.7	12.1	7.1	12.0	5.1	12.6	6.4	
22 Pembuatan produk getah dan plastik <i>Manufacture of rubber and plastics products</i>	29.6	-12.1	-15.0	-17.4	-9.1	-5.0	-7.3	-7.4	-15.0	-6.8	
<b>5. Produk mineral bukan logam, logam asas dan produk logam yang direka</b> <i>Non-metallic mineral products, basic metal and fabricated metal products</i>	<b>7.1</b>	<b>12.5</b>	<b>8.4</b>	<b>18.5</b>	<b>23.1</b>	<b>3.9</b>	<b>6.1</b>	<b>6.2</b>	<b>16.9</b>	<b>6.2</b>	
23 Pembuatan produk galian bukan logam lain <i>Manufacture of other non-metallic mineral products</i>	6.4	15.2	6.9	20.6	33.5	6.0	6.9	6.8	18.5	6.8	
24 Pembuatan logam asas <i>Manufacture of basic metals</i>	8.0	9.4	10.3	16.4	11.2	2.2	5.0	3.6	14.1	3.6	
25 Pembuatan produk logam, kecuali mesin dan kelengkapan <i>Manufacture of fabricated metal products, except machinery and equipment</i>	6.8	13.2	8.0	18.6	26.6	3.8	6.3	7.8	17.9	7.8	
<b>6. Produk elektrik dan elektronik</b> <i>Electrical and electronic products</i>	<b>14.5</b>	<b>20.3</b>	<b>17.6</b>	<b>24.2</b>	<b>25.5</b>	<b>14.8</b>	<b>10.2</b>	<b>5.5</b>	<b>22.2</b>	<b>6.4</b>	
26 Pembuatan komputer, produk elektronik dan optikal <i>Manufacture of computer, electronics and optical products</i>	14.2	22.4	18.2	27.9	28.0	16.6	11.1	6.3	24.2	7.3	
27 Pembuatan kelengkapan elektrik <i>Manufacture of electrical equipment</i>	15.1	15.6	20.2	15.1	21.1	7.4	5.9	5.2	18.8	5.2	
28 Pembuatan jentera dan peralatan t.t.t.l. <i>Manufacture of machinery and equipment n.e.c.</i>	16.2	6.9	9.3	4.6	7.7	6.3	4.9	-2.3	7.7	-1.6	
<b>7. Kelengkapan pengangkutan dan pembuatan lain</b> <i>Transport equipment and other manufactures</i>	<b>5.9</b>	<b>14.5</b>	<b>5.5</b>	<b>18.2</b>	<b>31.1</b>	<b>7.9</b>	<b>14.8</b>	<b>6.8</b>	<b>16.9</b>	<b>11.7</b>	
29 Pembuatan kenderaan bermotor, treler dan semi treler <i>Manufacture of motor vehicles, trailers and semi-trailers</i>	6.0	15.3	6.3	20.0	32.1	7.9	18.6	7.2	18.1	14.3	
30 Pembuatan kelengkapan pengangkutan lain <i>Manufacture of other transport equipment</i>	8.9	11.3	2.6	13.6	21.2	9.9	6.4	5.4	11.3	4.4	
32 Pembuatan lain <i>Other manufacturing</i>	3.8	16.3	3.8	15.8	48.3	5.6	3.4	4.4	19.2	4.3	
33 Pembaikan dan pemasangan jentera dan kelengkapan <i>Repair and installation of machinery and equipment</i>	0.0	7.9	6.1	10.1	10.2	6.2	7.4	11.5	8.4	9.6	
<b>Pembuatan</b> <i>Manufacturing</i>	<b>Jumlah</b> <i>Total</i>	<b>15.5</b>	<b>15.8</b>	<b>12.8</b>	<b>17.4</b>	<b>22.5</b>	<b>11.1</b>	<b>8.2</b>	<b>-1.0</b>	<b>17.4</b>	<b>1.7</b>

(%)

2022												2023								
Jan.	Feb.	Mac	Apr.	Mei	Jun	Jul.	Ogo.	Sep.	Okt.	Nov.	Dis.	Jan.	Feb.	Mac	Apr.	Mei	Jun	Jul.	Ogo.	
<b>20.6</b>	<b>13.8</b>	<b>14.4</b>	<b>14.9</b>	<b>20.3</b>	<b>14.3</b>	<b>14.4</b>	<b>18.4</b>	<b>7.1</b>	<b>4.6</b>	<b>4.7</b>	<b>10.3</b>	<b>4.5</b>	<b>8.6</b>	<b>5.5</b>	<b>-12.7</b>	<b>-10.9</b>	<b>-14.6</b>	<b>-7.8</b>	<b>-6.6</b>	
21.7	14.2	15.1	14.9	20.8	12.3	12.1	16.8	6.4	4.9	4.6	11.0	4.4	9.1	5.4	-13.4	-12.2	-15.5	-8.4	-7.2	
6.4	6.6	5.8	14.8	13.9	89.4	80.6	40.9	18.9	6.8	10.4	5.7	0.5	-0.3	0.3	-3.0	12.1	1.9	2.1	0.9	
2.3	9.6	2.6	15.6	0.5	200.5	179.5	353.6	63.9	-23.6	-2.1	-21.2	20.6	5.7	25.3	9.1	57.6	20.4	19.5	17.6	
<b>8.4</b>	<b>7.7</b>	<b>8.0</b>	<b>8.3</b>	<b>7.7</b>	<b>11.8</b>	<b>15.4</b>	<b>13.8</b>	<b>9.7</b>	<b>0.8</b>	<b>2.7</b>	<b>1.5</b>	<b>0.1</b>	<b>1.4</b>	<b>1.4</b>	<b>1.1</b>	<b>7.9</b>	<b>2.2</b>	<b>2.6</b>	<b>2.2</b>	
17.9	14.8	9.7	9.2	7.7	8.0	13.6	13.4	8.9	3.0	0.2	0.4	-2.8	-2.2	-1.3	-1.9	4.4	-5.6	-5.1	-1.0	
0.1	1.1	7.3	7.7	7.3	7.5	7.6	6.0	4.7	-5.8	1.3	0.8	1.7	4.7	2.9	1.4	9.6	11.8	10.7	5.0	
2.4	5.1	3.4	6.4	9.6	69.9	82.8	56.7	35.3	16.9	18.6	9.0	6.5	4.8	7.8	14.1	19.1	9.4	10.7	6.7	
<b>13.1</b>	<b>8.1</b>	<b>9.0</b>	<b>13.1</b>	<b>11.9</b>	<b>28.1</b>	<b>33.9</b>	<b>15.4</b>	<b>12.0</b>	<b>4.6</b>	<b>0.4</b>	<b>0.3</b>	<b>-2.2</b>	<b>6.3</b>	<b>1.8</b>	<b>-1.3</b>	<b>7.9</b>	<b>-1.1</b>	<b>-0.6</b>	<b>-0.1</b>	
16.8	9.6	13.6	13.4	18.5	43.5	44.9	18.6	14.6	5.8	-2.0	-4.9	-7.4	1.2	-4.9	-5.1	7.5	-8.2	-7.8	-6.9	
16.0	9.1	6.2	11.5	8.3	11.0	13.8	11.9	10.1	6.9	2.8	8.8	7.0	16.9	9.5	4.3	8.3	1.9	1.0	1.6	
7.7	6.8	8.9	9.2	12.7	54.5	33.8	12.7	12.2	8.9	9.4	4.5	3.2	10.2	9.3	2.6	7.6	6.5	6.7	8.9	
8.0	5.8	6.2	18.8	10.8	30.2	82.8	20.2	11.0	-3.3	-6.0	-6.2	-9.9	-3.3	-3.6	-8.4	8.1	-5.4	-1.3	0.3	
<b>15.7</b>	<b>7.4</b>	<b>6.3</b>	<b>6.7</b>	<b>7.7</b>	<b>18.8</b>	<b>19.1</b>	<b>27.2</b>	<b>27.2</b>	<b>23.8</b>	<b>15.0</b>	<b>10.3</b>	<b>10.1</b>	<b>9.2</b>	<b>4.8</b>	<b>-3.1</b>	<b>2.0</b>	<b>-12.4</b>	<b>-15.3</b>	<b>-12.1</b>	
46.2	26.0	35.5	23.2	26.5	59.2	51.8	59.6	60.6	56.0	32.1	25.4	26.0	25.0	14.5	0.6	2.7	-18.6	-25.6	-19.7	
10.8	10.1	9.1	18.7	17.3	9.4	9.9	10.1	8.1	2.4	5.3	1.1	1.7	2.0	2.6	-0.9	4.8	-1.8	-0.7	-0.5	
24.0	9.1	9.6	15.4	8.3	8.5	15.9	11.7	8.9	7.4	6.7	7.2	6.9	15.8	13.6	7.7	9.1	-0.5	-0.3	1.3	
-12.6	-13.0	-18.3	-16.1	-18.1	-18.0	-16.0	-5.3	-4.5	-4.8	-5.0	-5.1	-9.1	-6.5	-6.3	-10.9	-1.9	-8.9	-5.3	-5.1	
<b>8.0</b>	<b>8.2</b>	<b>9.1</b>	<b>9.3</b>	<b>10.2</b>	<b>43.2</b>	<b>44.2</b>	<b>22.3</b>	<b>9.5</b>	<b>4.5</b>	<b>3.1</b>	<b>3.9</b>	<b>1.7</b>	<b>8.8</b>	<b>8.0</b>	<b>4.1</b>	<b>8.7</b>	<b>6.2</b>	<b>6.1</b>	<b>6.3</b>	
4.8	7.4	8.5	12.9	11.0	43.5	46.8	34.3	21.5	7.6	5.2	5.4	3.7	9.7	7.6	4.6	9.0	7.1	5.9	7.1	
9.7	9.5	11.8	10.3	13.0	30.6	34.6	7.3	2.4	2.7	2.2	1.7	-1.3	7.5	9.0	1.9	5.7	3.5	1.1	0.6	
9.0	7.6	7.3	6.1	7.7	52.5	49.2	28.2	8.8	4.1	2.4	4.8	2.6	9.1	7.5	5.5	10.6	7.4	9.7	10.4	
<b>10.6</b>	<b>16.2</b>	<b>25.9</b>	<b>22.4</b>	<b>24.9</b>	<b>25.4</b>	<b>26.1</b>	<b>25.8</b>	<b>24.7</b>	<b>16.6</b>	<b>19.0</b>	<b>9.1</b>	<b>6.4</b>	<b>12.4</b>	<b>11.4</b>	<b>4.0</b>	<b>8.4</b>	<b>4.3</b>	<b>4.7</b>	<b>0.6</b>	
9.2	16.7	28.3	25.6	28.9	29.3	26.9	29.1	27.8	18.9	22.1	9.3	7.1	13.3	12.6	5.2	8.5	5.5	6.1	1.1	
17.2	19.5	24.1	15.7	14.7	15.0	25.2	19.6	19.0	10.3	7.1	4.9	4.6	9.5	3.9	1.0	10.6	4.3	4.6	4.1	
16.6	7.3	4.4	4.5	4.4	4.8	18.9	4.1	2.3	2.0	5.0	11.9	2.5	5.7	6.6	-4.2	5.5	-7.4	-8.9	-9.7	
<b>7.3</b>	<b>5.2</b>	<b>4.2</b>	<b>5.1</b>	<b>11.3</b>	<b>47.5</b>	<b>39.4</b>	<b>34.7</b>	<b>21.6</b>	<b>0.5</b>	<b>10.2</b>	<b>12.7</b>	<b>14.0</b>	<b>15.4</b>	<b>15.1</b>	<b>-4.9</b>	<b>17.8</b>	<b>8.9</b>	<b>17.2</b>	<b>11.9</b>	
8.4	5.7	4.9	5.3	11.6	54.7	38.7	37.0	22.7	-3.2	11.4	15.3	18.9	18.1	18.6	-8.3	20.7	10.5	22.0	15.0	
2.7	3.4	2.0	6.6	12.8	24.0	35.6	15.3	15.6	16.6	7.0	6.5	1.8	8.3	9.0	2.5	10.8	3.9	-0.2	-0.5	
4.9	5.6	0.8	0.5	8.5	50.7	66.5	60.0	27.6	6.0	7.4	3.4	1.4	5.4	3.5	0.9	9.2	3.0	6.0	5.0	
9.6	2.4	6.1	9.4	9.0	12.3	10.5	10.3	9.8	6.8	5.1	6.7	3.7	15.4	4.5	9.8	12.4	12.9	10.8	11.0	
<b>13.1</b>	<b>11.2</b>	<b>13.9</b>	<b>13.2</b>	<b>15.7</b>	<b>23.4</b>	<b>23.8</b>	<b>24.4</b>	<b>19.5</b>	<b>12.9</b>	<b>11.8</b>	<b>8.8</b>	<b>6.5</b>	<b>10.3</b>	<b>8.0</b>	<b>-2.0</b>	<b>3.3</b>	<b>-4.0</b>	<b>-3.0</b>	<b>-3.3</b>	

Jadual **1.1c** : Nilai Jualan Sektor Pembuatan Mengikut Subsektor: Perubahan Peratusan Bulanan/Suku  
 Table **1.1c** : Sales Value of Manufacturing Sector by Sub-sector: Monthly/Quarterly Percentage Change

Subsektor Sub-sector	2022				2023		2022			
	Q1	Q2	Q3	Q4	Q1	Q2	Jan.	Feb.		
<b>1. Makanan, minuman dan tembakau</b> <i>Food, beverages and tobacco</i>	<b>-11.7</b>	<b>24.6</b>	<b>-3.7</b>	<b>0.6</b>	<b>-12.0</b>	<b>2.4</b>	<b>-5.8</b>	<b>-6.3</b>		
10 Pembuatan produk makanan <i>Manufacture of food products</i>	-12.5	26.8	-4.0	0.3	-12.9	3.0	-6.2	-6.7		
11 Pembuatan minuman <i>Manufacture of beverages</i>	5.9	-5.1	6.7	0.3	-1.4	-2.3	6.7	0.3		
12 Pembuatan produk tembakau <i>Manufacture of tobacco products</i>	-8.1	-22.9	-13.2	36.0	29.1	-16.7	-14.9	1.0		
<b>2. Tekstil, pakaian, kulit dan kasut</b> <i>Textiles, wearing apparel, leather and footwear</i>	<b>0.4</b>	<b>-6.8</b>	<b>0.3</b>	<b>8.3</b>	<b>-0.3</b>	<b>-4.3</b>	<b>-1.1</b>	<b>-3.7</b>		
13 Pembuatan tekstil <i>Manufacture of textiles</i>	1.6	-2.0	-1.9	3.6	-1.7	-1.1	-0.1	-5.2		
14 Pembuatan pakaian <i>Manufacture of wearing apparel</i>	-1.5	-10.0	0.6	10.7	2.9	-6.3	-3.1	-2.0		
15 Pembuatan produk kulit dan barangan berkaitan <i>Manufacture of leather and related products</i>	2.6	-16.5	10.9	20.7	-4.9	-10.3	1.5	-3.0		
<b>3. Produk kayu, perabot, keluaran kertas dan percetakan</b> <i>Wood products, furniture, paper products and printing</i>	<b>4.4</b>	<b>-17.0</b>	<b>3.7</b>	<b>13.2</b>	<b>4.5</b>	<b>-17.1</b>	<b>4.1</b>	<b>-8.4</b>		
16 Pembuatan kayu dan produk kayu dan gabus, kecuali perabot; pembuatan bagi artikel jerami dan bahan-bahan anyaman <i>Manufacture of wood and products of wood and cork, except furniture; manufacture of articles of straw and plaiting materials</i>	7.3	-34.8	13.3	25.2	3.8	-33.7	4.2	-11.0		
17 Pembuatan kertas dan produk kertas <i>Manufacture of paper and paper products</i>	0.9	3.4	2.9	-1.1	5.6	-2.4	3.6	-5.1		
18 Percetakan dan penerbitan semula media rakaman <i>Printing and reproduction of recorded media</i>	3.8	-7.7	-1.8	14.2	3.8	-9.4	-0.1	-4.7		
31 Pembuatan perabot <i>Manufacture of furniture</i>	5.1	-23.5	-3.1	21.5	4.6	-20.4	7.9	-11.2		
<b>4. Petroleum, kimia, getah dan plastik</b> <i>Petroleum, chemical, rubber and plastic</i>	<b>-2.3</b>	<b>14.7</b>	<b>11.1</b>	<b>-6.6</b>	<b>-9.3</b>	<b>1.1</b>	<b>1.1</b>	<b>-12.7</b>		
19 Pembuatan kok dan produk petroleum bertapis <i>Manufacture of coke and refined petroleum products</i>	-8.2	32.0	25.4	-9.6	-18.5	1.5	4.9	-22.8		
20 Pembuatan kimia dan produk kimia <i>Manufacture of chemicals and chemical products</i>	6.7	-8.3	5.1	-0.1	6.0	-9.6	-1.1	-2.1		
21 Pembuatan produk farmaseutikal asas, kimia perubatan dan botani <i>Manufacture of basic pharmaceutical products and pharmaceutical preparations</i>	0.4	3.7	7.7	-4.5	5.0	-2.7	5.3	-6.7		
22 Pembuatan produk getah dan plastik <i>Manufacture of rubber and plastics products</i>	-1.2	11.7	-9.1	-5.2	-3.6	11.5	-3.0	-6.2		
<b>5. Produk mineral bukan logam, logam asas dan produk logam yang direka</b> <i>Non-metallic mineral products, basic metal and fabricated metal products</i>	<b>4.1</b>	<b>-10.2</b>	<b>-1.5</b>	<b>12.8</b>	<b>6.3</b>	<b>-10.1</b>	<b>3.2</b>	<b>-6.6</b>		
23 Pembuatan produk galian bukan logam lain <i>Manufacture of other non-metallic mineral products</i>	11.1	-10.4	-1.0	7.5	12.2	-10.5	4.5	-3.6		
24 Pembuatan logam asas <i>Manufacture of basic metals</i>	-1.9	-17.7	4.3	21.4	0.8	-18.8	0.3	-6.2		
25 Pembuatan produk logam, kecuali mesin dan kelengkapan <i>Manufacture of fabricated metal products, except machinery and equipment</i>	4.5	-3.6	-6.1	9.7	7.0	-2.2	4.8	-9.3		
<b>6. Produk elektrik dan elektronik</b> <i>Electrical and electronic products</i>	<b>0.8</b>	<b>3.1</b>	<b>9.2</b>	<b>1.1</b>	<b>-3.3</b>	<b>-1.3</b>	<b>-8.0</b>	<b>3.5</b>		
26 Pembuatan komputer, produk elektronik dan optikal <i>Manufacture of computer, electronics and optical products</i>	2.8	1.9	10.2	1.1	-2.0	-2.5	-8.6	6.1		
27 Pembuatan kelengkapan elektrik <i>Manufacture of electrical equipment</i>	-6.7	4.9	11.4	-1.5	-8.0	4.2	-5.7	-8.3		
28 Pembuatan jentera dan peralatan t.t.t.l. <i>Manufacture of machinery and equipment n.e.c.</i>	-9.6	14.5	-2.7	5.6	-10.8	6.6	-4.6	-7.5		
<b>7. Kelengkapan pengangkutan dan pembuatan lain</b> <i>Transport equipment and other manufactures</i>	<b>-11.3</b>	<b>-0.1</b>	<b>1.9</b>	<b>19.5</b>	<b>-5.6</b>	<b>-7.0</b>	<b>-9.1</b>	<b>-7.1</b>		
29 Pembuatan kenderaan bermotor, treler dan semi treler <i>Manufacture of motor vehicles, trailers and semi-trailers</i>	-14.4	-0.4	4.0	21.6	-5.9	-9.9	-12.4	-5.9		
30 Pembuatan kelengkapan pengangkutan lain <i>Manufacture of other transport equipment</i>	-5.6	-2.4	-2.5	22.3	-8.7	-3.2	-3.3	-10.2		
32 Pembuatan lain <i>Other manufacturing</i>	2.1	13.8	-6.8	-2.5	-0.01	14.9	4.8	-8.3		
33 Pembaikan dan pemasangan jentera dan kelengkapan <i>Repair and installation of machinery and equipment</i>	-4.6	-18.0	4.1	30.4	-3.6	-14.9	-1.7	-13.3		
<b>Pembuatan</b> <i>Manufacturing</i>	<b>Jumlah</b>	<b>Total</b>	<b>-2.7</b>	<b>6.8</b>	<b>5.4</b>	<b>1.5</b>	<b>-5.3</b>	<b>-2.3</b>	<b>-3.4</b>	<b>-5.2</b>

(%)

2023																	
Mac	Apr.	Mei	Jun	Jul.	Ogo.	Sep.	Okt.	Nov.	Dis.	Jan.	Feb.	Mac	Apr.	Mei	Jun	Jul.	Ogo.
1.4	23.4	2.3	2.2	-9.6	4.9	2.5	-1.9	-2.2	2.5	-10.8	-2.6	-1.6	2.1	4.5	-2.1	-2.3	6.2
1.0	25.0	3.6	2.4	-10.3	4.8	2.8	-2.5	-2.2	2.8	-11.7	-2.5	-2.4	2.7	5.0	-1.4	-2.9	6.2
6.1	3.9	-18.9	1.1	10.3	6.8	-3.1	5.6	-5.6	-4.1	1.5	-0.4	6.8	0.4	-6.3	-8.0	10.4	5.5
9.4	-9.0	-27.4	-8.8	-0.7	12.7	-9.0	35.7	7.5	-6.3	30.3	-11.5	29.7	-20.7	4.9	-30.3	-1.5	11.0
<b>2.3</b>	<b>-4.5</b>	<b>-4.9</b>	<b>1.8</b>	<b>0.6</b>	<b>0.7</b>	<b>-0.7</b>	<b>3.7</b>	<b>6.0</b>	<b>1.9</b>	<b>-2.5</b>	<b>-2.4</b>	<b>2.4</b>	<b>-4.8</b>	<b>1.5</b>	<b>-3.6</b>	<b>1.0</b>	<b>0.3</b>
3.0	-2.5	-3.6	8.7	-3.4	-2.5	-3.1	2.9	3.8	3.5	-3.3	-4.7	4.0	-3.1	2.5	-1.8	-2.9	1.7
1.5	-4.3	-6.5	-6.4	6.3	1.6	0.6	2.9	8.2	2.9	-2.1	0.9	-0.2	-5.7	1.1	-4.5	5.3	-3.6
2.0	-13.9	-5.1	0.3	1.3	13.7	5.6	9.2	7.7	-7.4	-0.8	-4.6	5.0	-8.8	-0.9	-7.9	2.5	9.6
<b>10.2</b>	<b>-9.9</b>	<b>-15.2</b>	<b>-2.8</b>	<b>1.0</b>	<b>12.5</b>	<b>7.1</b>	<b>1.4</b>	<b>4.3</b>	<b>-0.1</b>	<b>1.5</b>	<b>-0.4</b>	<b>5.5</b>	<b>-12.6</b>	<b>-7.3</b>	<b>-11.0</b>	<b>1.5</b>	<b>13.0</b>
14.9	-22.1	-29.8	-2.7	0.5	41.1	8.2	5.6	2.2	1.2	1.4	-2.6	8.0	-22.3	-20.5	-17.0	1.0	42.3
12.4	2.8	-9.1	2.7	0.8	5.4	0.1	-0.7	-3.8	1.0	1.9	3.6	5.3	-2.1	-5.7	-3.3	-0.1	6.0
-0.6	0.1	-9.2	0.8	1.0	-1.7	3.4	-1.8	23.6	-3.3	-1.4	1.7	-1.4	-6.1	-4.8	-0.1	1.1	0.4
8.1	-15.3	-9.0	-15.5	1.9	3.6	23.5	0.6	7.1	-1.0	3.6	-4.7	7.8	-19.5	7.5	-26.1	6.4	5.2
<b>14.2</b>	<b>6.1</b>	<b>-0.9</b>	<b>13.1</b>	<b>2.8</b>	<b>1.4</b>	<b>-2.8</b>	<b>-2.3</b>	<b>-1.9</b>	<b>-5.3</b>	<b>1.0</b>	<b>-13.4</b>	<b>9.7</b>	<b>-1.9</b>	<b>4.3</b>	<b>-2.8</b>	<b>-0.7</b>	<b>5.3</b>
13.2	19.0	5.3	23.9	6.7	2.7	-2.7	-2.1	-4.8	-11.3	5.3	-23.4	3.7	4.5	7.5	-1.8	-2.5	10.8
5.4	-11.5	-1.4	5.1	0.1	6.3	-5.8	-4.2	6.6	5.5	-0.6	-1.8	6.0	-14.5	4.3	-1.6	1.2	6.4
8.5	0.6	-9.8	21.6	-3.0	0.6	2.4	-3.9	-2.1	-3.1	5.0	1.1	6.4	-4.6	-8.6	10.9	-2.8	2.2
25.0	4.9	-9.1	0.6	-2.7	-5.4	-0.7	-0.9	-2.2	-1.8	-7.1	-3.5	25.4	-0.3	0.02	-6.5	1.1	-5.2
<b>3.5</b>	<b>-2.4</b>	<b>-11.2</b>	<b>-1.6</b>	<b>-2.7</b>	<b>7.2</b>	<b>5.3</b>	<b>2.3</b>	<b>3.8</b>	<b>4.8</b>	<b>1.0</b>	<b>-0.1</b>	<b>2.8</b>	<b>-6.0</b>	<b>-7.3</b>	<b>-3.8</b>	<b>-2.8</b>	<b>7.4</b>
5.6	-7.0	-9.4	1.3	1.7	1.2	-3.0	-0.2	11.9	4.1	2.8	1.9	3.6	-9.5	-5.7	-0.4	0.6	2.3
3.5	-4.3	-17.0	-9.9	-3.8	24.1	20.2	1.2	-0.3	0.7	-2.6	2.1	4.9	-10.5	-13.8	-11.8	-6.0	23.5
2.0	3.0	-7.8	2.5	-5.3	0.7	-0.4	5.1	1.9	9.1	2.7	-3.5	0.5	1.1	-3.4	-0.5	-3.3	1.3
<b>12.5</b>	<b>-6.4</b>	<b>-5.1</b>	<b>13.6</b>	<b>-6.6</b>	<b>11.0</b>	<b>5.8</b>	<b>-3.6</b>	<b>-2.1</b>	<b>-2.5</b>	<b>-10.2</b>	<b>9.3</b>	<b>11.5</b>	<b>-12.6</b>	<b>-1.0</b>	<b>9.3</b>	<b>-6.2</b>	<b>6.5</b>
13.8	-9.5	-4.3	14.0	-6.9	11.5	7.0	-4.0	-2.2	-3.7	-10.5	12.3	13.1	-15.4	-1.4	10.8	-6.4	6.2
10.1	2.8	-7.6	11.8	-0.2	8.8	1.6	-2.5	-4.5	0.9	-6.0	-4.0	4.5	-0.1	1.3	5.5	0.1	8.3
1.1	20.0	-9.4	11.5	-10.9	8.3	-1.7	0.2	2.8	5.6	-12.6	-4.5	1.9	7.8	-0.2	-2.0	-12.3	7.4
<b>12.7</b>	<b>1.1</b>	<b>-9.7</b>	<b>0.4</b>	<b>0.5</b>	<b>3.3</b>	<b>7.6</b>	<b>2.1</b>	<b>17.7</b>	<b>-3.6</b>	<b>-8.1</b>	<b>-6.0</b>	<b>12.5</b>	<b>-16.5</b>	<b>11.8</b>	<b>-7.2</b>	<b>8.1</b>	<b>-1.4</b>
12.5	-1.0	-7.5	0.3	2.5	2.9	6.1	1.5	23.2	-3.2	-9.6	-6.6	13.0	-23.5	21.8	-8.2	13.2	-3.0
17.0	4.3	-21.2	6.5	-1.8	1.2	8.3	18.0	-0.4	-5.4	-7.6	-4.5	17.8	-1.9	-14.9	-0.1	-5.6	0.9
2.7	17.0	0.3	-5.4	-9.8	6.2	8.4	-12.3	6.6	-2.9	2.7	-4.6	0.9	14.0	8.6	-10.7	-7.2	5.2
27.1	-6.6	-32.0	0.6	1.9	10.1	29.7	3.2	9.9	-6.7	-4.5	-3.4	15.1	-1.9	-30.4	1.0	0.03	10.4
<b>9.8</b>	<b>2.3</b>	<b>-4.0</b>	<b>8.1</b>	<b>-3.3</b>	<b>6.1</b>	<b>2.7</b>	<b>-1.8</b>	<b>0.2</b>	<b>-1.7</b>	<b>-5.4</b>	<b>-1.9</b>	<b>7.6</b>	<b>-7.2</b>	<b>1.3</b>	<b>0.4</b>	<b>-2.4</b>	<b>5.8</b>

Jadual **1.2a** : Bilangan Pekerja Bergaji Sektor Pembuatan Mengikut Subsektor  
 Table **1.2a** : Number of Paid Employees of Manufacturing Sector by Sub-sector

Subsektor Sub-sector	2021	2022	2022				
			Q1	Q2	Q3	Q4	
<b>1. Makanan, minuman dan tembakau</b> <i>Food, beverages and tobacco</i>	<b>297,901</b>	<b>312,503</b>	<b>302,632</b>	<b>303,341</b>	<b>307,220</b>	<b>312,503</b>	
10 Pembuatan produk makanan <i>Manufacture of food products</i>	280,751	294,898	284,914	285,923	289,878	294,898	
11 Pembuatan minuman <i>Manufacture of beverages</i>	15,951	16,373	16,304	16,247	16,144	16,373	
12 Pembuatan produk tembakau <i>Manufacture of tobacco products</i>	1,199	1,232	1,413	1,170	1,198	1,232	
<b>2. Tekstil, pakaian, kulit dan kasut</b> <i>Textiles, wearing apparel, leather and footwear</i>	<b>82,500</b>	<b>84,022</b>	<b>83,137</b>	<b>82,639</b>	<b>82,292</b>	<b>84,022</b>	
13 Pembuatan tekstil <i>Manufacture of textiles</i>	27,738	27,871	27,585	27,660	27,897	27,871	
14 Pembuatan pakaian <i>Manufacture of wearing apparel</i>	42,474	43,591	43,154	42,708	41,931	43,591	
15 Pembuatan produk kulit dan barangan berkaitan <i>Manufacture of leather and related products</i>	12,288	12,559	12,399	12,272	12,464	12,559	
<b>3. Produk kayu, perabot, keluaran kertas dan percetakan</b> <i>Wood products, furniture, paper products and printing</i>	<b>293,945</b>	<b>300,117</b>	<b>295,043</b>	<b>294,663</b>	<b>295,302</b>	<b>300,117</b>	
16 Pembuatan kayu dan produk kayu dan gabus, kecuali perabot; pembuatan bagi artikel jerami dan bahan-bahan anyaman <i>Manufacture of wood and products of wood and cork, except furniture; manufacture of articles of straw and plaiting materials</i>	93,465	94,044	91,448	92,333	93,204	94,044	
17 Pembuatan kertas dan produk kertas <i>Manufacture of paper and paper products</i>	56,213	58,658	56,974	56,605	57,633	58,658	
18 Percetakan dan penerbitan semula media rakaman <i>Printing and reproduction of recorded media</i>	67,428	70,120	67,661	65,902	65,467	70,120	
31 Pembuatan perabot <i>Manufacture of furniture</i>	76,839	77,294	78,959	79,824	78,998	77,294	
<b>4. Petroleum, kimia, getah dan plastik</b> <i>Petroleum, chemical, rubber and plastic</i>	<b>420,316</b>	<b>431,348</b>	<b>428,403</b>	<b>431,602</b>	<b>433,224</b>	<b>431,348</b>	
19 Pembuatan kok dan produk petroleum bertapis <i>Manufacture of coke and refined petroleum products</i>	17,093	17,817	17,719	17,262	17,651	17,817	
20 Pembuatan kimia dan produk kimia <i>Manufacture of chemicals and chemical products</i>	101,692	104,895	105,228	102,801	102,306	104,895	
21 Pembuatan produk farmaseutikal asas, kimia perubatan dan botani <i>Manufacture of basic pharmaceutical products and pharmaceutical preparations</i>	25,092	27,325	24,800	27,994	28,824	27,325	
22 Pembuatan produk getah dan plastik <i>Manufacture of rubber and plastics products</i>	276,438	281,311	280,656	283,545	284,443	281,311	
<b>5. Produk mineral bukan logam, logam asas dan produk logam yang</b> <i>Non-metallic mineral products, basic metal and fabricated metal</i>	<b>373,358</b>	<b>378,084</b>	<b>376,488</b>	<b>372,058</b>	<b>374,888</b>	<b>378,084</b>	
23 Pembuatan produk galian bukan logam lain <i>Manufacture of other non-metallic mineral products</i>	105,600	107,304	105,181	106,264	107,175	107,304	
24 Pembuatan logam asas <i>Manufacture of basic metals</i>	111,076	111,538	112,250	110,408	111,054	111,538	
25 Pembuatan produk logam, kecuali mesin dan kelengkapan <i>Manufacture of fabricated metal products, except machinery and equipment</i>	156,682	159,242	159,057	155,387	156,659	159,242	
<b>6. Produk elektrik dan elektronik</b> <i>Electrical and electronic products</i>	<b>585,527</b>	<b>615,997</b>	<b>590,903</b>	<b>602,060</b>	<b>611,431</b>	<b>615,997</b>	
26 Pembuatan komputer, produk elektronik dan optikal <i>Manufacture of computer, electronics and optical products</i>	390,477	416,128	394,505	403,586	411,580	416,128	
27 Pembuatan kelengkapan elektrik <i>Manufacture of electrical equipment</i>	102,080	103,580	102,806	102,185	104,235	103,580	
28 Pembuatan jentera dan peralatan t.t.t.l. <i>Manufacture of machinery and equipment n.e.c.</i>	92,969	96,289	93,591	96,289	95,616	96,289	
<b>7. Kelengkapan pengangkutan dan pembuatan lain</b> <i>Transport equipment and other manufactures</i>	<b>206,071</b>	<b>213,364</b>	<b>210,719</b>	<b>211,541</b>	<b>212,603</b>	<b>213,364</b>	
29 Pembuatan kenderaan bermotor, treler dan semi treler <i>Manufacture of motor vehicles, trailers and semi-trailers</i>	83,798	86,835	85,015	85,774	86,316	86,835	
30 Pembuatan kelengkapan pengangkutan lain <i>Manufacture of other transport equipment</i>	41,596	43,427	43,328	42,973	43,725	43,427	
32 Pembuatan lain <i>Other manufacturing</i>	39,222	40,788	39,511	39,779	40,695	40,788	
33 Pembaikan dan pemasangan jentera dan kelengkapan <i>Repair and installation of machinery and equipment</i>	41,456	42,314	42,865	43,016	41,867	42,314	
<b>Pembuatan</b> <i>Manufacturing</i>	<b>Jumlah</b> <i>Total</i>	<b>2,259,619</b>	<b>2,335,435</b>	<b>2,287,325</b>	<b>2,297,905</b>	<b>2,316,961</b>	<b>2,335,435</b>



2023		2022		2023		2022			
Q1	Q2	(Jan. - Ogo.)	(Jan. - Ogo.)	Jan.	Feb.	Mac.	Apr.	Mei.	Jun
<b>318,572</b>	<b>319,899</b>	<b>304,832</b>	<b>323,631</b>	<b>302,519</b>	<b>302,562</b>	<b>302,632</b>	<b>302,210</b>	<b>302,204</b>	<b>303,341</b>
300,354	301,781	287,594	305,925	285,122	284,847	284,914	284,565	284,653	285,923
16,770	16,865	16,129	16,539	16,109	16,283	16,304	16,479	16,387	16,247
1,448	1,254	1,109	1,167	1,288	1,432	1,413	1,165	1,165	1,170
<b>85,096</b>	<b>85,266</b>	<b>81,858</b>	<b>84,095</b>	<b>82,795</b>	<b>83,322</b>	<b>83,137</b>	<b>82,751</b>	<b>83,370</b>	<b>82,639</b>
28,115	28,376	27,647	28,549	27,610	27,519	27,585	27,520	27,779	27,660
43,969	44,071	41,905	42,881	42,686	43,104	43,154	42,859	43,163	42,708
13,011	12,818	12,307	12,664	12,500	12,698	12,399	12,371	12,427	12,272
<b>301,925</b>	<b>299,830</b>	<b>292,935</b>	<b>300,621</b>	<b>296,297</b>	<b>296,332</b>	<b>295,043</b>	<b>292,921</b>	<b>295,530</b>	<b>294,663</b>
92,962	92,665	92,040	92,885	93,872	93,451	91,448	90,930	93,579	92,333
59,308	57,626	56,700	57,618	56,584	57,016	56,974	56,425	56,563	56,605
70,319	68,955	65,699	69,227	67,482	67,331	67,661	65,412	65,771	65,902
79,337	80,585	78,497	80,892	78,359	78,533	78,959	80,154	79,616	79,824
<b>434,110</b>	<b>426,332</b>	<b>432,825</b>	<b>431,511</b>	<b>421,546</b>	<b>420,036</b>	<b>428,403</b>	<b>435,322</b>	<b>434,915</b>	<b>431,602</b>
18,486	18,149	17,686	18,349	17,035	17,282	17,719	17,224	17,268	17,262
107,580	104,293	102,421	103,371	102,342	102,145	105,228	102,125	102,923	102,801
26,901	27,916	28,682	29,157	24,691	24,817	24,800	28,001	27,853	27,994
281,143	275,974	284,037	280,635	277,478	275,791	280,656	287,972	286,870	283,545
<b>379,977</b>	<b>376,792</b>	<b>373,337</b>	<b>381,483</b>	<b>375,795</b>	<b>374,228</b>	<b>376,488</b>	<b>374,377</b>	<b>374,101</b>	<b>372,058</b>
105,623	107,408	106,813	108,712	106,663	104,914	105,181	105,571	106,066	106,264
112,586	111,152	110,780	110,940	111,920	112,084	112,250	111,767	111,053	110,408
161,768	158,233	155,745	161,831	157,212	157,230	159,057	157,040	156,982	155,387
<b>615,782</b>	<b>622,533</b>	<b>611,200</b>	<b>617,325</b>	<b>585,997</b>	<b>589,135</b>	<b>590,903</b>	<b>593,311</b>	<b>595,704</b>	<b>602,060</b>
414,042	421,479	411,047	416,465	389,778	391,825	394,505	396,868	399,275	403,586
104,635	102,547	104,335	104,815	102,398	102,254	102,806	101,638	101,558	102,185
97,105	98,507	95,818	96,046	93,820	95,057	93,591	94,805	94,870	96,289
<b>215,807</b>	<b>214,921</b>	<b>212,365</b>	<b>216,445</b>	<b>209,197</b>	<b>210,312</b>	<b>210,719</b>	<b>210,578</b>	<b>210,863</b>	<b>211,541</b>
87,037	87,085	86,090	87,475	84,390	85,095	85,015	85,024	84,900	85,774
44,253	43,751	43,405	43,820	42,840	43,045	43,328	42,914	42,862	42,973
40,934	40,492	40,594	41,066	39,437	39,702	39,511	39,543	39,753	39,779
43,583	43,593	42,276	44,084	42,529	42,470	42,865	43,097	43,347	43,016
<b>2,351,269</b>	<b>2,345,574</b>	<b>2,309,353</b>	<b>2,355,111</b>	<b>2,274,146</b>	<b>2,275,927</b>	<b>2,287,325</b>	<b>2,291,470</b>	<b>2,296,686</b>	<b>2,297,905</b>

Jadual **1.2a** : Bilangan Pekerja Bergaji Sektor Pembuatan Mengikut Subsektor (samb.)  
 Table : Number of Paid Employees of Manufacturing Sector by Sub-sector (cont.)

Subsektor		Jul.	Ogo.	Sep.	Okt.
<b>1. Makanan, minuman dan tembakau</b>		<b>304,381</b>	<b>304,832</b>	<b>307,220</b>	<b>307,965</b>
<b>Food, beverages and tobacco</b>					
10	Pembuatan produk makanan Manufacture of food products	287,015	287,594	289,878	290,649
11	Pembuatan minuman Manufacture of beverages	16,202	16,129	16,144	16,114
12	Pembuatan produk tembakau Manufacture of tobacco products	1,164	1,109	1,198	1,202
<b>2. Tekstil, pakaian, kulit dan kasut</b>		<b>81,862</b>	<b>81,858</b>	<b>82,292</b>	<b>81,849</b>
<b>Textiles, wearing apparel, leather and footwear</b>					
13	Pembuatan tekstil Manufacture of textiles	27,505	27,647	27,897	27,872
14	Pembuatan pakaian Manufacture of wearing apparel	42,220	41,905	41,931	41,479
15	Pembuatan produk kulit dan barangan berkaitan Manufacture of leather and related products	12,137	12,307	12,464	12,498
<b>3. Produk kayu, perabot, keluaran kertas dan percetakan</b>		<b>292,698</b>	<b>292,935</b>	<b>295,302</b>	<b>298,664</b>
<b>Wood products, furniture, paper products and printing</b>					
16	Pembuatan kayu dan produk kayu dan gabus, kecuali perabot; pembuatan bagi artikel jerami dan bahan-bahan anyaman Manufacture of wood and products of wood and cork, except furniture; manufacture of articles of straw and plaiting materials	91,869	92,040	93,204	93,340
17	Pembuatan kertas dan produk kertas Manufacture of paper and paper products	56,767	56,700	57,633	58,303
18	Percetakan dan penerbitan semula media rakaman Printing and reproduction of recorded media	65,724	65,699	65,467	68,259
31	Pembuatan perabot Manufacture of furniture	78,338	78,497	78,998	78,762
<b>4. Petroleum, kimia, getah dan plastik</b>		<b>432,621</b>	<b>432,825</b>	<b>433,224</b>	<b>432,250</b>
<b>Petroleum, chemical, rubber and plastic</b>					
19	Pembuatan kok dan produk petroleum bertapis Manufacture of coke and refined petroleum products	17,640	17,686	17,651	17,646
20	Pembuatan kimia dan produk kimia Manufacture of chemicals and chemical products	102,703	102,421	102,306	103,621
21	Pembuatan produk farmaseutikal asas, kimia perubatan dan botani Manufacture of basic pharmaceutical products and pharmaceutical preparations	28,379	28,682	28,824	28,855
22	Pembuatan produk getah dan plastik Manufacture of rubber and plastics products	283,899	284,037	284,443	282,128
<b>5. Produk mineral bukan logam, logam asas dan produk logam yang direka</b>		<b>373,089</b>	<b>373,337</b>	<b>374,888</b>	<b>375,558</b>
<b>Non-metallic mineral products, basic metal and fabricated metal products</b>					
23	Pembuatan produk galian bukan logam lain Manufacture of other non-metallic mineral products	107,000	106,813	107,175	107,067
24	Pembuatan logam asas Manufacture of basic metals	110,892	110,780	111,054	111,993
25	Pembuatan produk logam, kecuali mesin dan kelengkapan Manufacture of fabricated metal products, except machinery and equipment	155,197	155,745	156,659	156,498
<b>6. Produk elektrik dan elektronik</b>		<b>603,601</b>	<b>611,200</b>	<b>611,431</b>	<b>611,800</b>
<b>Electrical and electronic products</b>					
26	Pembuatan komputer, produk elektronik dan optikal Manufacture of computer, electronics and optical products	405,675	411,047	411,580	410,859
27	Pembuatan kelengkapan elektrik Manufacture of electrical equipment	102,256	104,335	104,235	104,814
28	Pembuatan jentera dan peralatan t.t.t.l. Manufacture of machinery and equipment n.e.c.	95,670	95,818	95,616	96,128
<b>7. Kelengkapan pengangkutan dan pembuatan lain</b>		<b>212,654</b>	<b>212,365</b>	<b>212,603</b>	<b>213,094</b>
<b>Transport equipment and other manufactures</b>					
29	Pembuatan kenderaan bermotor, treler dan semi treler Manufacture of motor vehicles, trailers and semi-trailers	86,035	86,090	86,316	86,386
30	Pembuatan kelengkapan pengangkutan lain Manufacture of other transport equipment	43,240	43,405	43,725	43,686
32	Pembuatan lain Other manufacturing	40,553	40,594	40,695	40,669
33	Pembaikan dan pemasangan jentera dan kelengkapan Repair and installation of machinery and equipment	42,826	42,276	41,867	42,353
<b>Pembuatan</b>					
<i>Manufacturing</i>		<b>2,300,906</b>	<b>2,309,353</b>	<b>2,316,961</b>	<b>2,321,179</b>
<b>Jumlah</b>					
<i>Total</i>					

2023									
Nov.	Dis.	Jan.	Feb.	Mac.	Apr.	Mei.	Jun	Jul.	Ogo.
<b>309,974</b>	<b>312,503</b>	<b>316,809</b>	<b>319,546</b>	<b>318,572</b>	<b>319,127</b>	<b>319,956</b>	<b>319,899</b>	<b>321,987</b>	<b>323,631</b>
292,711	294,898	298,930	301,386	300,354	301,010	301,817	301,781	303,808	305,925
16,054	16,373	16,583	16,717	16,770	16,843	16,874	16,865	16,952	16,539
1,210	1,232	1,296	1,443	1,448	1,274	1,266	1,254	1,227	1,167
<b>83,811</b>	<b>84,022</b>	<b>84,837</b>	<b>84,831</b>	<b>85,096</b>	<b>85,098</b>	<b>85,729</b>	<b>85,266</b>	<b>84,366</b>	<b>84,095</b>
27,976	27,871	28,095	27,854	28,115	28,228	28,559	28,376	28,140	28,549
43,321	43,591	43,879	43,863	43,969	44,052	44,258	44,071	43,521	42,881
12,515	12,559	12,863	13,114	13,011	12,818	12,912	12,818	12,704	12,664
<b>300,048</b>	<b>300,117</b>	<b>302,697</b>	<b>303,581</b>	<b>301,925</b>	<b>300,971</b>	<b>302,970</b>	<b>299,830</b>	<b>298,729</b>	<b>300,621</b>
94,188	94,044	94,568	95,214	92,962	92,289	94,135	92,665	92,456	92,885
58,481	58,658	58,843	59,436	59,308	58,624	57,792	57,626	57,112	57,618
69,835	70,120	70,262	69,878	70,319	69,596	70,361	68,955	68,890	69,227
77,544	77,294	79,024	79,053	79,337	80,462	80,682	80,585	80,271	80,892
<b>430,799</b>	<b>431,348</b>	<b>430,230</b>	<b>431,616</b>	<b>434,110</b>	<b>433,318</b>	<b>431,202</b>	<b>426,332</b>	<b>429,348</b>	<b>431,511</b>
17,670	17,817	17,783	17,989	18,486	18,239	18,209	18,149	18,202	18,349
104,390	104,895	105,650	105,966	107,580	104,791	104,624	104,293	102,983	103,371
27,473	27,325	26,805	26,916	26,901	28,360	28,019	27,916	28,446	29,157
281,266	281,311	279,992	280,746	281,143	281,929	280,350	275,974	279,717	280,635
<b>375,679</b>	<b>378,084</b>	<b>380,545</b>	<b>379,566</b>	<b>379,977</b>	<b>377,496</b>	<b>379,292</b>	<b>376,792</b>	<b>377,958</b>	<b>381,483</b>
107,508	107,304	107,769	105,797	105,623	106,049	106,908	107,408	107,795	108,712
111,458	111,538	112,701	112,481	112,586	111,977	112,081	111,152	111,101	110,940
156,713	159,242	160,075	161,289	161,768	159,471	160,304	158,233	159,061	161,831
<b>614,961</b>	<b>615,997</b>	<b>611,164</b>	<b>615,055</b>	<b>615,782</b>	<b>618,326</b>	<b>620,571</b>	<b>622,533</b>	<b>610,281</b>	<b>617,325</b>
414,913	416,128	410,422	413,081	414,042	417,662	421,194	421,479	411,396	416,465
103,875	103,580	103,746	103,887	104,635	103,268	102,562	102,547	102,879	104,815
96,173	96,289	96,996	98,086	97,105	97,395	96,815	98,507	96,005	96,046
<b>212,798</b>	<b>213,364</b>	<b>215,669</b>	<b>215,772</b>	<b>215,807</b>	<b>214,822</b>	<b>216,027</b>	<b>214,921</b>	<b>217,455</b>	<b>216,445</b>
86,315	86,835	87,000	87,089	87,037	86,924	87,437	87,085	87,860	87,475
43,603	43,427	44,293	44,313	44,253	43,711	43,826	43,751	44,400	43,820
40,708	40,788	40,916	40,892	40,934	40,503	40,738	40,492	41,070	41,066
42,172	42,314	43,460	43,478	43,583	43,684	44,026	43,593	44,126	44,084
<b>2,328,070</b>	<b>2,335,435</b>	<b>2,341,951</b>	<b>2,349,967</b>	<b>2,351,269</b>	<b>2,349,159</b>	<b>2,355,748</b>	<b>2,345,574</b>	<b>2,340,123</b>	<b>2,355,111</b>

Jadual **1.2b** : Bilangan Pekerja Bergaji Sektor Pembuatan Mengikut Subsektor: Perubahan Peratusan Tahunan  
 Table **1.2b** : Number of Paid Employees of Manufacturing Sector by Sub-sector: Annual Percentage Change

Subsektor Sub-sector	2021	2022	2022				2023		2022	2023		
			Q1	Q2	Q3	Q4	Q1	Q2	(Jan. - Ogo.)	(Jan. - Ogo.)		
<b>1. Makanan, minuman dan tembakau</b> <i>Food, beverages and tobacco</i>	<b>2.4</b>	<b>4.9</b>	<b>1.3</b>	<b>1.6</b>	<b>2.7</b>	<b>4.9</b>	<b>5.3</b>	<b>5.5</b>	<b>2.8</b>	<b>6.2</b>		
10 Pembuatan produk makanan <i>Manufacture of food products</i>	2.5	5.0	1.3	1.5	2.8	5.0	5.4	5.5	2.9	6.4		
11 Pembuatan minuman <i>Manufacture of beverages</i>	1.7	2.6	1.2	3.9	0.7	2.6	2.9	3.8	0.8	2.5		
12 Pembuatan produk tembakau <i>Manufacture of tobacco products</i>	3.3	2.8	0.1	1.7	0.2	2.8	2.4	7.1	4.5	5.2		
<b>2. Tekstil, pakaian, kulit dan kasut</b> <i>Textiles, wearing apparel, leather and footwear</i>	<b>2.5</b>	<b>1.8</b>	<b>2.0</b>	<b>4.6</b>	<b>4.3</b>	<b>1.8</b>	<b>2.4</b>	<b>3.2</b>	<b>3.7</b>	<b>2.7</b>		
13 Pembuatan tekstil <i>Manufacture of textiles</i>	3.9	0.5	0.7	2.3	2.2	0.5	1.9	2.6	2.0	3.3		
14 Pembuatan pakaian <i>Manufacture of wearing apparel</i>	1.3	2.6	2.4	5.9	5.8	2.6	1.9	3.2	4.2	2.3		
15 Pembuatan produk kulit dan barangan berkaitan <i>Manufacture of leather and related products</i>	3.8	2.2	3.2	5.6	4.0	2.2	4.9	4.5	5.8	2.9		
<b>3. Produk kayu, perabot, keluaran kertas dan percetakan</b> <i>Wood products, furniture, paper products and printing</i>	<b>3.4</b>	<b>2.1</b>	<b>2.9</b>	<b>5.9</b>	<b>2.5</b>	<b>2.1</b>	<b>2.3</b>	<b>1.8</b>	<b>4.9</b>	<b>2.6</b>		
16 Pembuatan kayu dan produk kayu dan gabus, kecuali perabot; pembuatan bagi artikel jerami dan bahan-bahan anyaman <i>Manufacture of wood and products of wood and cork, except furniture; manufacture of articles of straw and plaiting materials</i>	2.6	0.6	1.4	3.9	0.1	0.6	1.7	0.4	0.6	0.9		
17 Pembuatan kertas dan produk kertas <i>Manufacture of paper and paper products</i>	3.5	4.3	3.0	4.4	5.1	4.3	4.1	1.8	5.2	1.6		
18 Percetakan dan penerbitan semula media rakaman <i>Printing and reproduction of recorded media</i>	3.7	4.0	3.1	4.5	4.7	4.0	3.9	4.6	4.5	5.4		
31 Pembuatan perabot <i>Manufacture of furniture</i>	4.0	0.6	4.4	10.7	1.9	0.6	0.5	1.0	10.7	3.1		
<b>4. Petroleum, kimia, getah dan plastik</b> <i>Petroleum, chemical, rubber and plastic</i>	<b>0.7</b>	<b>2.6</b>	<b>1.0</b>	<b>1.0</b>	<b>2.5</b>	<b>2.6</b>	<b>1.3</b>	<b>-1.2</b>	<b>2.0</b>	<b>-0.3</b>		
19 Pembuatan kok dan produk petroleum bertapis <i>Manufacture of coke and refined petroleum products</i>	2.8	4.2	3.0	2.7	2.9	4.2	4.3	5.1	3.2	3.8		
20 Pembuatan kimia dan produk kimia <i>Manufacture of chemicals and chemical products</i>	0.3	3.1	0.2	1.1	1.0	3.1	2.2	1.5	1.1	0.9		
21 Pembuatan produk farmaseutikal asas, kimia perubatan dan botani <i>Manufacture of basic pharmaceutical products and pharmaceutical preparations</i>	7.5	8.9	5.9	6.6	8.6	8.9	8.5	-0.3	7.3	1.7		
22 Pembuatan produk getah dan plastik <i>Manufacture of rubber and plastics products</i>	0.2	1.8	0.8	0.3	2.4	1.8	0.2	-2.7	1.7	-1.2		
<b>5. Produk mineral bukan logam, logam asas dan produk logam yang direka</b> <i>Non-metallic mineral products, basic metal and fabricated metal products</i>	<b>1.3</b>	<b>1.3</b>	<b>0.7</b>	<b>2.6</b>	<b>2.6</b>	<b>1.3</b>	<b>0.9</b>	<b>1.3</b>	<b>3.2</b>	<b>2.2</b>		
23 Pembuatan produk galian bukan logam lain <i>Manufacture of other non-metallic mineral products</i>	2.1	1.6	0.9	3.4	3.2	1.6	0.4	1.1	3.4	1.8		
24 Pembuatan logam asas <i>Manufacture of basic metals</i>	0.4	0.4	0.5	2.3	3.9	0.4	0.3	0.7	4.1	0.1		
25 Pembuatan produk logam, kecuali mesin dan kelengkapan <i>Manufacture of fabricated metal products, except machinery and equipment</i>	1.3	1.6	0.7	2.3	1.3	1.6	1.7	1.8	2.5	3.9		
<b>6. Produk elektrik dan elektronik</b> <i>Electrical and electronic products</i>	<b>5.3</b>	<b>5.2</b>	<b>5.0</b>	<b>5.9</b>	<b>6.6</b>	<b>5.2</b>	<b>4.2</b>	<b>3.4</b>	<b>6.9</b>	<b>1.0</b>		
26 Pembuatan komputer, produk elektronik dan optikal <i>Manufacture of computer, electronics and optical products</i>	6.8	6.6	6.5	7.2	7.8	6.6	5.0	4.4	8.1	1.3		
27 Pembuatan kelengkapan elektrik <i>Manufacture of electrical equipment</i>	3.4	1.5	3.2	4.0	3.9	1.5	1.8	0.4	4.8	0.5		
28 Pembuatan jentera dan peralatan t.t.t.l. <i>Manufacture of machinery and equipment n.e.c.</i>	1.1	3.6	1.2	2.8	4.4	3.6	3.8	2.3	4.5	0.2		
<b>7. Kelengkapan pengangkutan dan pembuatan lain</b> <i>Transport equipment and other manufactures</i>	<b>2.3</b>	<b>3.5</b>	<b>2.3</b>	<b>5.1</b>	<b>4.3</b>	<b>3.5</b>	<b>2.4</b>	<b>1.6</b>	<b>5.5</b>	<b>1.9</b>		
29 Pembuatan kenderaan bermotor, treler dan semi treler <i>Manufacture of motor vehicles, trailers and semi-trailers</i>	1.0	3.6	2.1	3.7	4.0	3.6	2.4	1.5	4.9	1.6		
30 Pembuatan kelengkapan pengangkutan lain <i>Manufacture of other transport equipment</i>	0.8	4.4	0.5	5.6	5.1	4.4	2.1	1.8	6.9	1.0		
32 Pembuatan lain <i>Other manufacturing</i>	5.6	4.0	2.4	4.9	6.6	4.0	3.6	1.8	6.9	1.2		
33 Pembaikan dan pemasangan jentera dan kelengkapan <i>Repair and installation of machinery and equipment</i>	3.7	2.1	4.3	7.5	2.1	2.1	1.7	1.3	4.0	4.3		
<b>Pembuatan</b> <i>Manufacturing</i>	<b>Jumlah</b>	<b>Total</b>	<b>2.7</b>	<b>3.4</b>	<b>2.4</b>	<b>3.7</b>	<b>3.8</b>	<b>3.4</b>	<b>2.8</b>	<b>2.1</b>	<b>4.3</b>	<b>2.0</b>

2022												2023							
Jan.	Feb.	Mac	Apr.	Mei	Jun	Jul.	Ogo.	Sep.	Okt.	Nov.	Dis.	Jan.	Feb.	Mac	Apr.	Mei	Jun	Jul.	Ogo.
<b>1.3</b>	<b>1.2</b>	<b>1.3</b>	<b>1.1</b>	<b>1.5</b>	<b>1.6</b>	<b>1.5</b>	<b>2.8</b>	<b>2.7</b>	<b>4.3</b>	<b>4.3</b>	<b>4.9</b>	<b>4.7</b>	<b>5.6</b>	<b>5.3</b>	<b>5.6</b>	<b>5.9</b>	<b>5.5</b>	<b>5.8</b>	<b>6.2</b>
1.3	1.2	1.3	1.0	1.4	1.5	1.4	2.9	2.8	4.4	4.5	5.0	4.8	5.8	5.4	5.8	6.0	5.5	5.9	6.4
0.8	1.3	1.2	3.2	3.4	3.9	3.7	0.8	0.7	2.2	1.9	2.6	2.9	2.7	2.9	2.2	3.0	3.8	4.6	2.5
3.6	0.2	0.1	1.1	0.7	1.7	4.6	4.5	0.2	0.4	0.9	2.8	0.6	0.8	2.4	9.3	8.7	7.1	5.4	5.2
<b>2.0</b>	<b>2.1</b>	<b>2.0</b>	<b>1.7</b>	<b>1.4</b>	<b>4.6</b>	<b>4.5</b>	<b>3.7</b>	<b>4.3</b>	<b>3.5</b>	<b>2.1</b>	<b>1.8</b>	<b>2.5</b>	<b>1.8</b>	<b>2.4</b>	<b>2.8</b>	<b>2.8</b>	<b>3.2</b>	<b>3.1</b>	<b>2.7</b>
1.3	0.9	0.7	0.5	0.3	2.3	2.4	2.0	2.2	1.8	1.6	0.5	1.8	1.2	1.9	2.6	2.8	2.6	2.3	3.3
1.9	2.2	2.4	2.1	1.7	5.9	5.5	4.2	5.8	5.2	2.5	2.6	2.8	1.8	1.9	2.8	2.5	3.2	3.1	2.3
4.0	4.1	3.2	2.7	2.9	5.6	6.2	5.8	4.0	2.1	1.7	2.2	2.9	3.3	4.9	3.6	3.9	4.5	4.7	2.9
<b>3.1</b>	<b>3.2</b>	<b>2.9</b>	<b>2.7</b>	<b>2.7</b>	<b>5.9</b>	<b>5.1</b>	<b>4.9</b>	<b>2.5</b>	<b>2.8</b>	<b>1.7</b>	<b>2.1</b>	<b>2.2</b>	<b>2.4</b>	<b>2.3</b>	<b>2.7</b>	<b>2.5</b>	<b>1.8</b>	<b>2.1</b>	<b>2.6</b>
2.0	2.5	1.4	0.9	1.0	3.9	1.0	0.6	0.1	0.4	0.1	0.6	0.7	1.9	1.7	1.5	0.6	0.4	0.6	0.9
2.8	3.0	3.0	2.7	3.2	4.4	5.3	5.2	5.1	4.8	3.3	4.3	4.0	4.2	4.1	3.9	2.2	1.8	0.6	1.6
3.5	3.2	3.1	2.7	3.0	4.5	4.7	4.5	4.7	4.9	4.1	4.0	4.1	3.8	3.9	6.4	7.0	4.6	4.8	5.4
4.4	4.3	4.4	4.6	4.2	10.7	10.8	10.7	1.9	2.3	0.4	0.6	0.8	0.7	0.5	0.4	1.3	1.0	2.5	3.1
<b>0.1</b>	<b>0.0</b>	<b>1.0</b>	<b>1.2</b>	<b>1.3</b>	<b>1.0</b>	<b>1.7</b>	<b>2.0</b>	<b>2.5</b>	<b>2.0</b>	<b>2.4</b>	<b>2.6</b>	<b>2.1</b>	<b>2.8</b>	<b>1.3</b>	<b>-0.5</b>	<b>-0.9</b>	<b>-1.2</b>	<b>-0.8</b>	<b>-0.3</b>
1.5	2.9	3.0	2.8	3.0	2.7	2.9	3.2	2.9	3.4	4.1	4.2	4.4	4.1	4.3	5.9	5.4	5.1	3.2	3.8
0.2	0.1	0.2	0.7	1.2	1.1	1.2	1.1	1.0	1.1	2.3	3.1	3.2	3.7	2.2	2.6	1.7	1.5	0.3	0.9
5.8	5.7	5.9	6.0	6.2	6.6	7.2	7.3	8.6	9.4	9.7	8.9	8.6	8.5	8.5	1.3	0.6	-0.3	0.2	1.7
-0.5	-0.6	0.8	0.9	0.8	0.3	1.2	1.7	2.4	1.6	1.7	1.8	0.9	1.8	0.2	-2.1	-2.3	-2.7	-1.5	-1.2
<b>0.8</b>	<b>0.8</b>	<b>0.7</b>	<b>1.0</b>	<b>1.3</b>	<b>2.6</b>	<b>3.2</b>	<b>3.2</b>	<b>2.6</b>	<b>2.2</b>	<b>1.9</b>	<b>1.3</b>	<b>1.3</b>	<b>1.4</b>	<b>0.9</b>	<b>0.8</b>	<b>1.4</b>	<b>1.3</b>	<b>1.3</b>	<b>2.2</b>
1.3	1.2	0.9	0.6	1.2	3.4	3.6	3.4	3.2	3.1	2.9	1.6	1.0	0.8	0.4	0.5	0.8	1.1	0.7	1.8
0.1	0.6	0.5	2.1	2.0	2.3	4.3	4.1	3.9	3.4	2.7	0.4	0.7	0.4	0.3	0.2	0.9	0.7	0.2	0.1
1.0	0.6	0.7	0.5	0.8	2.3	2.2	2.5	1.3	0.7	0.8	1.6	1.8	2.6	1.7	1.5	2.1	1.8	2.5	3.9
<b>4.8</b>	<b>4.7</b>	<b>5.0</b>	<b>5.2</b>	<b>5.2</b>	<b>5.9</b>	<b>6.7</b>	<b>6.9</b>	<b>6.6</b>	<b>5.6</b>	<b>5.4</b>	<b>5.2</b>	<b>4.3</b>	<b>4.4</b>	<b>4.2</b>	<b>4.2</b>	<b>4.2</b>	<b>3.4</b>	<b>1.1</b>	<b>1.0</b>
6.2	6.0	6.5	6.4	6.5	7.2	7.8	8.1	7.8	6.3	6.5	6.6	5.3	5.4	5.0	5.2	5.5	4.4	1.4	1.3
2.8	3.1	3.2	3.3	3.2	4.0	4.7	4.8	3.9	3.7	2.9	1.5	1.3	1.6	1.8	1.6	1.0	0.4	0.6	0.5
1.4	1.3	1.2	2.0	2.5	2.8	4.4	4.5	4.4	5.0	3.2	3.6	3.4	3.2	3.8	2.7	2.0	2.3	0.4	0.2
<b>1.8</b>	<b>1.7</b>	<b>2.3</b>	<b>3.0</b>	<b>3.4</b>	<b>5.1</b>	<b>5.7</b>	<b>5.5</b>	<b>4.3</b>	<b>3.7</b>	<b>3.0</b>	<b>3.5</b>	<b>3.1</b>	<b>2.6</b>	<b>2.4</b>	<b>2.0</b>	<b>2.4</b>	<b>1.6</b>	<b>2.3</b>	<b>1.9</b>
1.8	1.9	2.1	1.8	2.0	3.7	4.7	4.9	4.0	3.3	3.2	3.6	3.1	2.3	2.4	2.2	3.0	1.5	2.1	1.6
0.1	0.4	0.5	3.7	3.8	5.6	6.4	6.9	5.1	4.1	3.8	4.4	3.4	2.9	2.1	1.9	2.3	1.8	2.7	1.0
2.9	2.6	2.4	2.6	3.5	4.9	6.7	6.9	6.6	5.8	4.4	4.0	3.7	3.0	3.6	2.4	2.5	1.8	1.3	1.2
2.6	1.7	4.3	5.0	5.8	7.5	6.1	4.0	2.1	1.8	0.6	2.1	2.2	2.4	1.7	1.4	1.6	1.3	3.0	4.3
<b>2.2</b>	<b>2.1</b>	<b>2.4</b>	<b>2.5</b>	<b>2.7</b>	<b>3.7</b>	<b>4.1</b>	<b>4.3</b>	<b>3.8</b>	<b>3.6</b>	<b>3.3</b>	<b>3.4</b>	<b>3.0</b>	<b>3.3</b>	<b>2.8</b>	<b>2.5</b>	<b>2.6</b>	<b>2.1</b>	<b>1.7</b>	<b>2.0</b>

Jadual **1.2c** : Bilangan Pekerja Bergaji Sektor Pembuatan Mengikut Subsektor: Perubahan Peratusan Bulanan/Suku Tahunan  
 Table **1.2c** : Number of Paid Employees of Manufacturing Sector by Sub-sector: Monthly/Quarterly Percentage Change

Subsektor Sub-sector	2022				2023		2022		
	Q1	Q2	Q3	Q4	Q1	Q2	Jan.	Feb.	
<b>1. Makanan, minuman dan tembakau</b> <i>Food, beverages and tobacco</i>	<b>1.6</b>	<b>0.2</b>	<b>1.3</b>	<b>1.7</b>	<b>1.9</b>	<b>0.4</b>	<b>1.6</b>	<b>0.01</b>	
10 Pembuatan produk makanan <i>Manufacture of food products</i>	1.5	0.4	1.4	1.7	1.9	0.5	1.6	-0.1	
11 Pembuatan minuman <i>Manufacture of beverages</i>	2.2	-0.4	-0.6	1.4	2.4	0.6	1.0	1.1	
12 Pembuatan produk tembakau <i>Manufacture of tobacco products</i>	17.9	-17.2	2.4	2.8	17.5	-13.4	7.5	11.1	
<b>2. Tekstil, pakaian, kulit dan kasut</b> <i>Textiles, wearing apparel, leather and footwear</i>	<b>0.8</b>	<b>-0.6</b>	<b>-0.4</b>	<b>2.1</b>	<b>1.3</b>	<b>0.2</b>	<b>0.4</b>	<b>0.6</b>	
13 Pembuatan tekstil <i>Manufacture of textiles</i>	-0.6	0.3	0.9	-0.1	0.9	0.9	-0.5	-0.3	
14 Pembuatan pakaian <i>Manufacture of wearing apparel</i>	1.6	-1.0	-1.8	4.0	0.9	0.2	0.5	1.0	
15 Pembuatan produk kulit dan barangan berkaitan <i>Manufacture of leather and related products</i>	0.9	-1.0	1.6	0.8	3.6	-1.5	1.7	1.6	
<b>3. Produk kayu, perabot, keluaran kertas dan percetakan</b> <i>Wood products, furniture, paper products and printing</i>	<b>0.4</b>	<b>-0.1</b>	<b>0.2</b>	<b>1.6</b>	<b>0.6</b>	<b>-0.7</b>	<b>0.8</b>	<b>0.01</b>	
16 Pembuatan kayu dan produk kayu dan gabus, kecuali perabot; pembuatan bagi artikel jerami dan bahan-bahan anyaman <i>Manufacture of wood and products of wood and cork, except furniture; manufacture of articles of straw and plaiting materials</i>	-2.2	1.0	0.9	0.9	-1.2	-0.3	0.4	-0.4	
17 Pembuatan kertas dan produk kertas <i>Manufacture of paper and paper products</i>	1.4	-0.6	1.8	1.8	1.1	-2.8	0.7	0.8	
18 Percetakan dan penerbitan semula media rakaman <i>Printing and reproduction of recorded media</i>	0.3	-2.6	-0.7	7.1	0.3	-1.9	0.1	-0.2	
31 Pembuatan perabot <i>Manufacture of furniture</i>	2.8	1.1	-1.0	-2.2	2.6	1.6	2.0	0.2	
<b>4. Petroleum, kimia, getah dan plastik</b> <i>Petroleum, chemical, rubber and plastic</i>	<b>1.9</b>	<b>0.7</b>	<b>0.4</b>	<b>-0.4</b>	<b>0.6</b>	<b>-1.8</b>	<b>0.3</b>	<b>-0.4</b>	
19 Pembuatan kok dan produk petroleum bertapis <i>Manufacture of coke and refined petroleum products</i>	3.7	-2.6	2.3	0.9	3.8	-1.8	-0.3	1.5	
20 Pembuatan kimia dan produk kimia <i>Manufacture of chemicals and chemical products</i>	3.5	-2.3	-0.5	2.5	2.6	-3.1	0.6	-0.2	
21 Pembuatan produk farmaseutikal asas, kimia perubatan dan botani <i>Manufacture of basic pharmaceutical products and pharmaceutical preparations</i>	-1.2	12.9	3.0	-5.2	-1.6	3.8	-1.6	0.5	
22 Pembuatan produk getah dan plastik <i>Manufacture of rubber and plastics products</i>	1.5	1.0	0.3	-1.1	-0.1	-1.8	0.4	-0.6	
<b>5. Produk mineral bukan logam, logam asas dan produk logam yang direka</b> <i>Non-metallic mineral products, basic metal and fabricated metal products</i>	<b>0.8</b>	<b>-1.2</b>	<b>0.8</b>	<b>0.9</b>	<b>0.5</b>	<b>-0.8</b>	<b>0.7</b>	<b>-0.4</b>	
23 Pembuatan produk galian bukan logam lain <i>Manufacture of other non-metallic mineral products</i>	-0.4	1.0	0.9	0.1	-1.6	1.7	1.0	-1.6	
24 Pembuatan logam asas <i>Manufacture of basic metals</i>	1.1	-1.6	0.6	0.4	0.9	-1.3	0.8	0.1	
25 Pembuatan produk logam, kecuali mesin dan kelengkapan <i>Manufacture of fabricated metal products, except machinery and equipment</i>	1.5	-2.3	0.8	1.6	1.6	-2.2	0.3	0.01	
<b>6. Produk elektrik dan elektronik</b> <i>Electrical and electronic products</i>	<b>0.9</b>	<b>1.9</b>	<b>1.6</b>	<b>0.7</b>	<b>-0.03</b>	<b>1.1</b>	<b>0.1</b>	<b>0.5</b>	
26 Pembuatan komputer, produk elektronik dan optikal <i>Manufacture of computer, electronics and optical products</i>	1.0	2.3	2.0	1.1	-0.5	1.8	-0.2	0.5	
27 Pembuatan kelengkapan elektrik <i>Manufacture of electrical equipment</i>	0.7	-0.6	2.0	-0.6	1.0	-2.0	0.3	-0.1	
28 Pembuatan jentera dan peralatan t.t.t.l. <i>Manufacture of machinery and equipment n.e.c.</i>	0.7	2.9	-0.7	0.7	0.8	1.4	0.9	1.3	
<b>7. Kelengkapan pengangkutan dan pembuatan lain</b> <i>Transport equipment and other manufactures</i>	<b>2.3</b>	<b>0.4</b>	<b>0.5</b>	<b>0.4</b>	<b>1.1</b>	<b>-0.4</b>	<b>1.5</b>	<b>0.5</b>	
29 Pembuatan kenderaan bermotor, treler dan semi treler <i>Manufacture of motor vehicles, trailers and semi-trailers</i>	1.5	0.9	0.6	0.6	0.2	0.1	0.7	0.8	
30 Pembuatan kelengkapan pengangkutan lain <i>Manufacture of other transport equipment</i>	4.2	-0.8	1.7	-0.7	1.9	-1.1	3.0	0.5	
32 Pembuatan lain <i>Other manufacturing</i>	0.7	0.7	2.3	0.2	0.4	-1.1	0.5	0.7	
33 Pembaikan dan pemasangan jentera dan kelengkapan <i>Repair and installation of machinery and equipment</i>	3.4	0.4	-2.7	1.1	3.0	0.0	2.6	-0.1	
<b>Pembuatan</b> <i>Manufacturing</i>	<b>Jumlah</b> <i>Total</i>	<b>1.2</b>	<b>0.5</b>	<b>0.8</b>	<b>0.8</b>	<b>0.7</b>	<b>-0.2</b>	<b>0.6</b>	<b>0.1</b>

2023																	
Mac	Apr.	Mei	Jun	Jul.	Ogo.	Sep.	Okt.	Nov.	Dis.	Jan.	Feb.	Mac	Apr.	Mei	Jun	Jul.	Ogo.
<b>0.02</b>	<b>-0.1</b>	<b>0.0</b>	<b>0.4</b>	<b>0.3</b>	<b>0.1</b>	<b>0.8</b>	<b>0.2</b>	<b>0.7</b>	<b>0.8</b>	<b>1.4</b>	<b>0.9</b>	<b>-0.3</b>	<b>0.2</b>	<b>0.3</b>	<b>-0.02</b>	<b>0.7</b>	<b>0.5</b>
0.02	-0.1	0.03	0.4	0.4	0.2	0.8	0.3	0.7	0.7	1.4	0.8	-0.3	0.2	0.3	-0.01	0.7	0.7
0.1	1.1	-0.6	-0.9	-0.3	-0.4	0.1	-0.2	-0.4	2.0	1.3	0.8	0.3	0.4	0.2	-0.1	0.5	-2.4
-1.3	-17.5	-0.1	0.5	-0.5	-4.8	8.1	0.3	0.6	1.8	5.2	11.4	0.3	-12.0	-0.6	-1.0	-2.2	-4.9
<b>-0.2</b>	<b>-0.5</b>	<b>0.7</b>	<b>-0.9</b>	<b>-0.9</b>	<b>0.0</b>	<b>0.5</b>	<b>-0.5</b>	<b>2.4</b>	<b>0.3</b>	<b>1.0</b>	<b>-0.01</b>	<b>0.3</b>	<b>0.0</b>	<b>0.7</b>	<b>-0.5</b>	<b>-1.1</b>	<b>-0.3</b>
0.2	-0.2	0.9	-0.4	-0.6	0.5	0.9	-0.1	0.4	-0.4	0.8	-0.9	0.9	0.4	1.2	-0.6	-0.8	1.5
0.1	-0.7	0.7	-1.1	-1.1	-0.7	0.1	-1.1	4.4	0.6	0.7	-0.04	0.2	0.2	0.5	-0.4	-1.2	-1.5
-2.4	-0.2	0.5	-1.2	-1.1	1.4	1.3	0.3	0.1	0.4	2.4	1.9	-0.8	-1.5	0.7	-0.7	-0.9	-0.3
<b>-0.4</b>	<b>-0.7</b>	<b>0.9</b>	<b>-0.3</b>	<b>-0.7</b>	<b>0.1</b>	<b>0.8</b>	<b>1.1</b>	<b>0.5</b>	<b>0.02</b>	<b>0.9</b>	<b>0.3</b>	<b>-0.5</b>	<b>-0.3</b>	<b>0.7</b>	<b>-1.0</b>	<b>-0.4</b>	<b>0.6</b>
-2.1	-0.6	2.9	-1.3	-0.5	0.2	1.3	0.1	0.9	-0.2	0.6	0.7	-2.4	-0.7	2.0	-1.6	-0.2	0.5
-0.1	-1.0	0.2	0.1	0.3	-0.1	1.6	1.2	0.3	0.3	0.3	1.0	-0.2	-1.2	-1.4	-0.3	-0.9	0.9
0.5	-3.3	0.6	0.2	-0.3	-0.04	-0.4	4.3	2.3	0.4	0.2	-0.5	0.6	-1.0	1.1	-2.0	-0.1	0.5
0.5	1.5	-0.7	0.3	-1.9	0.2	0.6	-0.3	-1.5	-0.3	2.2	0.04	0.4	1.4	0.3	-0.1	-0.4	0.8
<b>2.0</b>	<b>1.6</b>	<b>-0.1</b>	<b>-0.8</b>	<b>0.2</b>	<b>0.05</b>	<b>0.1</b>	<b>-0.2</b>	<b>-0.3</b>	<b>0.1</b>	<b>-0.3</b>	<b>0.3</b>	<b>0.6</b>	<b>-0.2</b>	<b>-0.5</b>	<b>-1.1</b>	<b>0.7</b>	<b>0.5</b>
2.5	-2.8	0.3	-0.04	2.2	0.3	-0.2	-0.03	0.1	0.8	-0.2	1.2	2.8	-1.3	-0.2	-0.3	0.3	0.8
3.0	-2.9	0.8	-0.1	-0.1	-0.3	-0.1	1.3	0.7	0.5	0.7	0.3	1.5	-2.6	-0.2	-0.3	-1.3	0.4
-0.1	12.9	-0.5	0.5	1.4	1.1	0.5	0.1	-4.8	-0.5	-1.9	0.4	-0.1	5.4	-1.2	-0.4	1.9	2.5
1.8	2.6	-0.4	-1.2	0.1	0.05	0.1	-0.8	-0.3	0.02	-0.5	0.3	0.1	0.3	-0.6	-1.6	1.4	0.3
<b>0.6</b>	<b>-0.6</b>	<b>-0.1</b>	<b>-0.5</b>	<b>0.3</b>	<b>0.1</b>	<b>0.4</b>	<b>0.2</b>	<b>0.03</b>	<b>0.6</b>	<b>0.7</b>	<b>-0.3</b>	<b>0.1</b>	<b>-0.7</b>	<b>0.5</b>	<b>-0.7</b>	<b>0.3</b>	<b>0.9</b>
0.3	0.4	0.5	0.2	0.7	-0.2	0.3	-0.1	0.4	-0.2	0.4	-1.8	-0.2	0.4	0.8	0.5	0.4	0.9
0.1	-0.4	-0.6	-0.6	0.4	-0.1	0.2	0.8	-0.5	0.1	1.0	-0.2	0.1	-0.5	0.1	-0.8	-0.05	-0.1
1.2	-1.3	-0.04	-1.0	-0.1	0.4	0.6	-0.1	0.1	1.6	0.5	0.8	0.3	-1.4	0.5	-1.3	0.5	1.7
<b>0.3</b>	<b>0.4</b>	<b>0.4</b>	<b>1.1</b>	<b>0.3</b>	<b>1.3</b>	<b>0.04</b>	<b>0.1</b>	<b>0.5</b>	<b>0.2</b>	<b>-0.8</b>	<b>0.6</b>	<b>0.1</b>	<b>0.4</b>	<b>0.4</b>	<b>0.3</b>	<b>-2.0</b>	<b>1.2</b>
0.7	0.6	0.6	1.1	0.5	1.3	0.1	-0.2	1.0	0.3	-1.4	0.6	0.2	0.9	0.8	0.1	-2.4	1.2
0.5	-1.1	-0.1	0.6	0.1	2.0	-0.1	0.6	-0.9	-0.3	0.2	0.1	0.7	-1.3	-0.7	-0.01	0.3	1.9
-1.5	1.3	0.1	1.5	-0.6	0.2	-0.2	0.5	0.05	0.1	0.7	1.1	-1.0	0.3	-0.6	1.7	-2.5	0.04
<b>0.2</b>	<b>-0.1</b>	<b>0.1</b>	<b>0.3</b>	<b>0.5</b>	<b>-0.1</b>	<b>0.1</b>	<b>0.2</b>	<b>-0.1</b>	<b>0.3</b>	<b>1.1</b>	<b>0.05</b>	<b>0.02</b>	<b>-0.5</b>	<b>0.6</b>	<b>-0.5</b>	<b>1.2</b>	<b>-0.5</b>
-0.1	0.01	-0.1	1.0	0.3	0.1	0.3	0.1	-0.1	0.6	0.2	0.1	-0.1	-0.1	0.6	-0.4	0.9	-0.4
0.7	-1.0	-0.1	0.3	0.6	0.4	0.7	-0.1	-0.2	-0.4	2.0	0.04	-0.1	-1.2	0.3	-0.2	1.5	-1.3
-0.5	0.1	0.5	0.1	1.9	0.1	0.2	-0.1	0.1	0.2	0.3	-0.1	0.1	-1.1	0.6	-0.6	1.4	-0.01
0.9	0.5	0.6	-0.8	-0.4	-1.3	-1.0	1.2	-0.4	0.3	2.7	0.04	0.2	0.2	0.8	-1.0	1.2	-0.1
<b>0.5</b>	<b>0.2</b>	<b>0.2</b>	<b>0.1</b>	<b>0.1</b>	<b>0.4</b>	<b>0.3</b>	<b>0.2</b>	<b>0.3</b>	<b>0.3</b>	<b>0.3</b>	<b>0.3</b>	<b>0.1</b>	<b>-0.1</b>	<b>0.3</b>	<b>-0.4</b>	<b>-0.2</b>	<b>0.6</b>

Jadual **1.3a** : Gaji dan Upah yang Dibayar Sektor Pembuatan Mengikut Subsektor  
 Table **1.3a** : Salaries and Wages Paid of Manufacturing Sector by Sub-sector

Subsektor Sub-sector	2021	2022	2022	
			Q1	
<b>1. Makanan, minuman dan tembakau</b> <i>Food, beverages and tobacco</i>	<b>10,343</b>	<b>11,028</b>	<b>2,702</b>	
10 Pembuatan produk makanan <i>Manufacture of food products</i>	9,773	10,433	2,553	
11 Pembuatan minuman <i>Manufacture of beverages</i>	508	532	132	
12 Pembuatan produk tembakau <i>Manufacture of tobacco products</i>	62	63	17	
<b>2. Tekstil, pakaian, kulit dan kasut</b> <i>Textiles, wearing apparel, leather and footwear</i>	<b>1,827</b>	<b>1,909</b>	<b>480</b>	
13 Pembuatan tekstil <i>Manufacture of textiles</i>	657	673	166	
14 Pembuatan pakaian <i>Manufacture of wearing apparel</i>	862	913	231	
15 Pembuatan produk kulit dan barangan berkaitan <i>Manufacture of leather and related products</i>	308	323	82	
<b>3. Produk kayu, perabot, keluaran kertas dan percetakan</b> <i>Wood products, furniture, paper products and printing</i>	<b>9,057</b>	<b>9,483</b>	<b>2,398</b>	
16 Pembuatan kayu dan produk kayu dan gabus, kecuali perabot; pembuatan bagi artikel jerami dan bahan-bahan anyaman <i>Manufacture of wood and products of wood and cork, except furniture; manufacture of articles of straw and plaiting materials</i>	2,461	2,584	650	
17 Pembuatan kertas dan produk kertas <i>Manufacture of paper and paper products</i>	2,018	2,100	524	
18 Percetakan dan penerbitan semula media rakaman <i>Printing and reproduction of recorded media</i>	2,153	2,242	567	
31 Pembuatan perabot <i>Manufacture of furniture</i>	2,425	2,556	658	
<b>4. Petroleum, kimia, getah dan plastik</b> <i>Petroleum, chemical, rubber and plastic</i>	<b>20,344</b>	<b>20,969</b>	<b>5,079</b>	
19 Pembuatan kok dan produk petroleum bertapis <i>Manufacture of coke and refined petroleum products</i>	2,326	2,363	629	
20 Pembuatan kimia dan produk kimia <i>Manufacture of chemicals and chemical products</i>	5,677	5,831	1,485	
21 Pembuatan produk farmaseutikal asas, kimia perubatan dan botani <i>Manufacture of basic pharmaceutical products and pharmaceutical preparations</i>	717	789	180	
22 Pembuatan produk getah dan plastik <i>Manufacture of rubber and plastics products</i>	11,623	11,986	2,786	
<b>5. Produk mineral bukan logam, logam asas dan produk logam yang direka</b> <i>Non-metallic mineral products, basic metal and fabricated metal products</i>	<b>13,860</b>	<b>14,412</b>	<b>3,650</b>	
23 Pembuatan produk galian bukan logam lain <i>Manufacture of other non-metallic mineral products</i>	4,340	4,607	1,123	
24 Pembuatan logam asas <i>Manufacture of basic metals</i>	4,048	4,180	1,093	
25 Pembuatan produk logam, kecuali mesin dan kelengkapan <i>Manufacture of fabricated metal products, except machinery and equipment</i>	5,473	5,625	1,435	
<b>6. Produk elektrik dan elektronik</b> <i>Electrical and electronic products</i>	<b>27,409</b>	<b>29,441</b>	<b>7,384</b>	
26 Pembuatan komputer, produk elektronik dan optikal <i>Manufacture of computer, electronics and optical products</i>	19,284	21,078	5,268	
27 Pembuatan kelengkapan elektrik <i>Manufacture of electrical equipment</i>	3,832	3,939	993	
28 Pembuatan jentera dan peralatan t.t.t.l. <i>Manufacture of machinery and equipment n.e.c.</i>	4,292	4,424	1,123	
<b>7. Kelengkapan pengangkutan dan pembuatan lain</b> <i>Transport equipment and other manufactures</i>	<b>6,992</b>	<b>7,287</b>	<b>1,820</b>	
29 Pembuatan kenderaan bermotor, treler dan semi treler <i>Manufacture of motor vehicles, trailers and semi-trailers</i>	3,411	3,526	872	
30 Pembuatan kelengkapan pengangkutan lain <i>Manufacture of other transport equipment</i>	1,095	1,142	290	
32 Pembuatan lain <i>Other manufacturing</i>	1,226	1,300	325	
33 Pembaikan dan pemasangan jentera dan kelengkapan <i>Repair and installation of machinery and equipment</i>	1,260	1,319	334	
<b>Pembuatan</b> <i>Manufacturing</i>	<b>Jumlah</b> <i>Total</i>	<b>89,830</b>	<b>94,528</b>	<b>23,513</b>



(RM Juta/Million)

			2023	2022		
Q2	Q3	Q4	Q1	Q2	(Jan. - Ogo.)	(Jan. - Ogo.)
2,721	2,738	2,867	2,912	2,909	7,240	7,776
2,578	2,596	2,706	2,753	2,755	6,855	7,363
128	128	143	141	139	344	371
14	14	18	18	16	41	43
462	465	502	503	496	1,248	1,324
164	168	174	172	176	442	466
218	219	244	245	236	594	633
79	78	84	86	85	212	225
2,338	2,326	2,421	2,502	2,441	6,279	6,568
634	642	658	678	662	1,710	1,790
516	520	541	548	523	1,384	1,419
559	542	575	594	600	1,491	1,587
629	622	647	683	655	1,694	1,772
5,225	5,327	5,338	5,355	5,286	13,856	14,192
532	577	625	677	570	1,532	1,631
1,422	1,445	1,479	1,551	1,458	3,877	3,981
196	202	211	188	197	510	521
3,075	3,102	3,023	2,939	3,061	7,937	8,059
3,553	3,521	3,687	3,765	3,664	9,534	9,841
1,145	1,151	1,187	1,144	1,161	3,030	3,084
1,029	997	1,061	1,128	1,058	2,781	2,855
1,378	1,373	1,439	1,494	1,445	3,723	3,903
7,197	7,206	7,654	7,618	7,483	19,331	19,937
5,187	5,129	5,494	5,463	5,447	13,827	14,360
940	995	1,010	1,007	956	2,595	2,632
1,070	1,083	1,149	1,148	1,080	2,908	2,945
1,823	1,780	1,864	1,862	1,886	4,824	4,977
889	861	904	878	913	2,332	2,389
289	281	282	296	294	764	779
314	326	335	328	324	855	869
331	312	342	359	355	872	940
23,318	23,364	24,332	24,517	24,165	62,311	64,615

Jadual **1.3a** : Gaji dan Upah yang Dibayar Sektor Pembuatan Mengikut Subsektor (samb.)  
 Table **1.3a** : Salaries and Wages Paid of Manufacturing Sector by Sub-sector (cont.)

Subsektor Sub-sector	2022							
	Jan.	Feb.	Mac	Apr.	Mei	Jun	Jul.	
<b>1. Makanan, minuman dan tembakau</b> <i>Food, beverages and tobacco</i>	<b>903</b>	<b>894</b>	<b>905</b>	<b>901</b>	<b>907</b>	<b>912</b>	<b>912</b>	
10 Pembuatan produk makanan <i>Manufacture of food products</i>	853	843	857	852	860	866	866	
11 Pembuatan minuman <i>Manufacture of beverages</i>	44	45	43	44	42	42	41	
12 Pembuatan produk tembakau <i>Manufacture of tobacco products</i>	5	6	6	5	5	5	5	
<b>2. Tekstil, pakaian, kulit dan kasut</b> <i>Textiles, wearing apparel, leather and footwear</i>	<b>165</b>	<b>158</b>	<b>157</b>	<b>155</b>	<b>156</b>	<b>150</b>	<b>153</b>	
13 Pembuatan tekstil <i>Manufacture of textiles</i>	56	55	55	54	55	55	55	
14 Pembuatan pakaian <i>Manufacture of wearing apparel</i>	81	75	75	74	75	69	73	
15 Pembuatan produk kulit dan barangan berkaitan <i>Manufacture of leather and related products</i>	28	27	27	27	27	26	25	
<b>3. Produk kayu, perabot, keluaran kertas dan percetakan</b> <i>Wood products, furniture, paper products and printing</i>	<b>810</b>	<b>796</b>	<b>792</b>	<b>779</b>	<b>783</b>	<b>775</b>	<b>770</b>	
16 Pembuatan kayu dan produk kayu dan gabus, kecuali perabot; pembuatan bagi artikel jerami dan bahan-bahan anyaman <i>Manufacture of wood and products of wood and cork, except furniture; manufacture of articles of straw and plaiting materials</i>	220	216	214	212	212	209	213	
17 Pembuatan kertas dan produk kertas <i>Manufacture of paper and paper products</i>	173	177	174	172	171	173	171	
18 Percetakan dan penerbitan semula media rakaman <i>Printing and reproduction of recorded media</i>	194	185	188	184	188	187	182	
31 Pembuatan perabot <i>Manufacture of furniture</i>	222	218	217	211	212	205	203	
<b>4. Petroleum, kimia, getah dan plastik</b> <i>Petroleum, chemical, rubber and plastic</i>	<b>1,675</b>	<b>1,654</b>	<b>1,750</b>	<b>1,708</b>	<b>1,739</b>	<b>1,778</b>	<b>1,770</b>	
19 Pembuatan kok dan produk petroleum bertapis <i>Manufacture of coke and refined petroleum products</i>	199	198	231	173	173	186	185	
20 Pembuatan kimia dan produk kimia <i>Manufacture of chemicals and chemical products</i>	488	489	508	479	465	478	489	
21 Pembuatan produk farmaseutikal asas, kimia perubatan dan botani <i>Manufacture of basic pharmaceutical products and pharmaceutical preparations</i>	61	60	60	67	64	65	66	
22 Pembuatan produk getah dan plastik <i>Manufacture of rubber and plastics products</i>	927	908	951	989	1,037	1,049	1,031	
<b>5. Produk mineral bukan logam, logam asas dan produk logam yang direka</b> <i>Non-metallic mineral products, basic metal and fabricated metal products</i>	<b>1,237</b>	<b>1,203</b>	<b>1,210</b>	<b>1,181</b>	<b>1,194</b>	<b>1,178</b>	<b>1,166</b>	
23 Pembuatan produk galian bukan logam lain <i>Manufacture of other non-metallic mineral products</i>	377	367	378	378	385	383	383	
24 Pembuatan logam asas <i>Manufacture of basic metals</i>	370	363	360	347	345	338	329	
25 Pembuatan produk logam, kecuali mesin dan kelengkapan <i>Manufacture of fabricated metal products, except machinery and equipment</i>	490	473	472	456	465	457	455	
<b>6. Produk elektrik dan elektronik</b> <i>Electrical and electronic products</i>	<b>2,473</b>	<b>2,490</b>	<b>2,421</b>	<b>2,374</b>	<b>2,402</b>	<b>2,421</b>	<b>2,351</b>	
26 Pembuatan komputer, produk elektronik dan optikal <i>Manufacture of computer, electronics and optical products</i>	1,745	1,774	1,749	1,723	1,722	1,742	1,669	
27 Pembuatan kelengkapan elektrik <i>Manufacture of electrical equipment</i>	342	333	319	292	321	328	328	
28 Pembuatan jentera dan peralatan t.t.t.l. <i>Manufacture of machinery and equipment n.e.c.</i>	386	383	354	359	359	351	353	
<b>7. Kelengkapan pengangkutan dan pembuatan lain</b> <i>Transport equipment and other manufactures</i>	<b>603</b>	<b>610</b>	<b>608</b>	<b>616</b>	<b>605</b>	<b>602</b>	<b>588</b>	
29 Pembuatan kenderaan bermotor, treler dan semi treler <i>Manufacture of motor vehicles, trailers and semi-trailers</i>	289	296	287	300	294	295	283	
30 Pembuatan kelengkapan pengangkutan lain <i>Manufacture of other transport equipment</i>	92	95	102	97	97	94	93	
32 Pembuatan lain <i>Other manufacturing</i>	110	109	106	104	104	106	107	
33 Pembaikan dan pemasangan jentera dan kelengkapan <i>Repair and installation of machinery and equipment</i>	111	110	113	115	110	106	104	
<b>Pembuatan</b> <i>Manufacturing</i>	<b>Jumlah</b> <i>Total</i>	<b>7,865</b>	<b>7,805</b>	<b>7,843</b>	<b>7,715</b>	<b>7,787</b>	<b>7,816</b>	<b>7,709</b>

(RM Juta/Million)

2023

Ogo.	Sep.	Okt.	Nov.	Dis.	Jan.	Feb.	Mac	Apr.	Mei	Jun	Jul.	Ogo.
<b>906</b>	<b>921</b>	<b>922</b>	<b>933</b>	<b>1,012</b>	<b>978</b>	<b>972</b>	<b>962</b>	<b>964</b>	<b>973</b>	<b>972</b>	<b>978</b>	<b>978</b>
859	871	872	881	954	925	919	909	911	922	921	928	927
42	45	45	47	52	48	47	47	47	46	45	45	45
5	5	5	5	7	6	6	6	5	5	5	5	5
<b>154</b>	<b>159</b>	<b>159</b>	<b>166</b>	<b>177</b>	<b>173</b>	<b>164</b>	<b>166</b>	<b>166</b>	<b>167</b>	<b>163</b>	<b>162</b>	<b>162</b>
56	57	57	58	59	59	56	57	58	59	59	59	59
72	74	74	81	89	86	79	80	80	79	76	77	76
26	28	28	28	29	29	29	29	28	28	28	27	27
<b>773</b>	<b>783</b>	<b>790</b>	<b>798</b>	<b>834</b>	<b>843</b>	<b>832</b>	<b>827</b>	<b>811</b>	<b>823</b>	<b>808</b>	<b>809</b>	<b>816</b>
214	216	217	217	224	226	228	224	222	222	218	224	226
173	176	177	178	187	180	186	182	175	174	174	173	175
182	177	183	190	202	204	193	197	197	203	200	196	197
204	214	213	213	221	233	225	224	217	223	215	216	218
<b>1,781</b>	<b>1,776</b>	<b>1,758</b>	<b>1,733</b>	<b>1,847</b>	<b>1,770</b>	<b>1,753</b>	<b>1,831</b>	<b>1,775</b>	<b>1,747</b>	<b>1,764</b>	<b>1,768</b>	<b>1,783</b>
187	206	204	195	226	216	212	249	188	187	195	190	194
481	476	477	477	525	509	512	530	502	472	484	489	483
68	68	69	66	76	65	61	62	68	64	65	67	69
1,045	1,026	1,007	996	1,019	981	968	990	1,017	1,024	1,020	1,022	1,037
<b>1,165</b>	<b>1,191</b>	<b>1,197</b>	<b>1,206</b>	<b>1,283</b>	<b>1,272</b>	<b>1,248</b>	<b>1,244</b>	<b>1,213</b>	<b>1,236</b>	<b>1,215</b>	<b>1,204</b>	<b>1,209</b>
379	390	391	391	405	393	373	379	379	392	390	389	390
331	338	340	342	379	382	375	370	356	356	346	336	334
455	463	467	473	499	498	501	495	478	488	479	479	485
<b>2,400</b>	<b>2,456</b>	<b>2,452</b>	<b>2,448</b>	<b>2,754</b>	<b>2,529</b>	<b>2,571</b>	<b>2,518</b>	<b>2,462</b>	<b>2,518</b>	<b>2,503</b>	<b>2,398</b>	<b>2,438</b>
1,703	1,757	1,749	1,756	1,989	1,794	1,849	1,820	1,801	1,832	1,814	1,712	1,738
334	333	331	325	354	343	337	327	298	326	332	333	337
363	366	372	366	411	393	384	371	363	360	357	354	363
<b>594</b>	<b>599</b>	<b>604</b>	<b>606</b>	<b>655</b>	<b>617</b>	<b>624</b>	<b>621</b>	<b>626</b>	<b>635</b>	<b>624</b>	<b>613</b>	<b>616</b>
288	290	291	291	322	292	297	289	301	306	306	297	300
93	95	95	93	94	96	98	103	98	100	96	96	93
109	110	108	108	119	111	109	109	106	110	108	108	110
103	104	110	114	119	119	120	120	122	119	115	113	113
<b>7,771</b>	<b>7,885</b>	<b>7,881</b>	<b>7,890</b>	<b>8,562</b>	<b>8,183</b>	<b>8,164</b>	<b>8,170</b>	<b>8,017</b>	<b>8,100</b>	<b>8,049</b>	<b>7,932</b>	<b>8,001</b>

Jadual **1.3b** : Gaji dan Upah yang Dibayar Sektor Pembuatan Mengikut Subsektor: Perubahan Peratusan Tahunan  
 Table **1.3b** : Salaries and Wages Paid of Manufacturing Sector by Sub-sector: Annual Percentage Change

Subsektor Sub-sector	2021	2022	2022				2023		2022 (Jan. - Ogo.)	2023 (Jan. - Ogo.)	
			Q1	Q2	Q3	Q4	Q1	Q2			
<b>1. Makanan, minuman dan tembakau</b> <i>Food, beverages and tobacco</i>	<b>2.2</b>	<b>6.6</b>	<b>5.6</b>	<b>6.1</b>	<b>7.2</b>	<b>7.6</b>	<b>7.8</b>	<b>6.9</b>	<b>6.3</b>	<b>7.4</b>	
10 Pembuatan produk makanan <i>Manufacture of food products</i>	2.6	6.7	5.9	6.2	7.2	7.7	7.8	6.9	6.5	7.4	
11 Pembuatan minuman <i>Manufacture of beverages</i>	-5.4	4.8	1.0	5.5	6.8	5.8	6.9	8.3	4.3	7.8	
12 Pembuatan produk tembakau <i>Manufacture of tobacco products</i>	-2.4	2.6	0.8	1.8	3.9	3.9	4.5	8.5	2.1	6.1	
<b>2. Tekstil, pakaian, kulit dan kasut</b> <i>Textiles, wearing apparel, leather and footwear</i>	<b>-8.5</b>	<b>4.5</b>	<b>2.9</b>	<b>4.2</b>	<b>6.6</b>	<b>4.4</b>	<b>4.9</b>	<b>7.4</b>	<b>4.1</b>	<b>6.1</b>	
13 Pembuatan tekstil <i>Manufacture of textiles</i>	-0.6	2.4	1.7	1.6	4.4	2.0	3.5	6.9	2.2	5.5	
14 Pembuatan pakaian <i>Manufacture of wearing apparel</i>	-15.7	5.8	3.6	5.7	7.5	6.7	5.7	8.0	5.0	6.4	
15 Pembuatan produk kulit dan barangan berkaitan <i>Manufacture of leather and related products</i>	-1.5	5.2	3.4	5.5	9.4	3.0	5.4	6.9	5.7	6.2	
<b>3. Produk kayu, perabot, keluaran kertas dan percetakan</b> <i>Wood products, furniture, paper products and printing</i>	<b>1.0</b>	<b>4.7</b>	<b>4.9</b>	<b>5.6</b>	<b>5.5</b>	<b>2.9</b>	<b>4.3</b>	<b>4.4</b>	<b>5.7</b>	<b>4.6</b>	
16 Pembuatan kayu dan produk kayu dan gabus, kecuali perabot; pembuatan bagi artikel jerami dan bahan-bahan anyaman <i>Manufacture of wood and products of wood and cork, except furniture; manufacture of articles of straw and plaiting materials</i>	1.5	5.0	7.5	8.2	4.2	0.6	4.2	4.5	7.5	4.7	
17 Pembuatan kertas dan produk kertas <i>Manufacture of paper and paper products</i>	0.7	4.1	3.7	2.9	5.1	4.6	4.7	1.4	3.9	2.5	
18 Percetakan dan penerbitan semula media rakaman <i>Printing and reproduction of recorded media</i>	-0.8	4.2	1.3	1.9	6.9	6.8	4.8	7.3	2.6	6.5	
31 Pembuatan perabot <i>Manufacture of furniture</i>	2.4	5.4	6.6	8.7	6.1	0.6	3.8	4.2	8.1	4.6	
<b>4. Petroleum, kimia, getah dan plastik</b> <i>Petroleum, chemical, rubber and plastic</i>	<b>4.8</b>	<b>3.1</b>	<b>1.2</b>	<b>2.0</b>	<b>4.4</b>	<b>4.6</b>	<b>5.4</b>	<b>1.2</b>	<b>2.4</b>	<b>2.4</b>	
19 Pembuatan kok dan produk petroleum bertapis <i>Manufacture of coke and refined petroleum products</i>	1.9	1.6	1.9	1.9	2.1	0.7	7.7	7.1	2.2	6.4	
20 Pembuatan kimia dan produk kimia <i>Manufacture of chemicals and chemical products</i>	0.2	2.7	1.5	2.4	3.4	3.5	4.5	2.5	2.6	2.7	
21 Pembuatan produk farmaseutikal asas, kimia perubatan dan botani <i>Manufacture of basic pharmaceutical products and pharmaceutical preparations</i>	13.7	10.0	8.8	8.6	10.3	11.8	4.6	0.7	9.1	2.1	
22 Pembuatan produk getah dan plastik <i>Manufacture of rubber and plastics products</i>	7.3	3.1	0.5	1.5	4.9	5.6	5.5	-0.5	2.0	1.5	
<b>5. Produk mineral bukan logam, logam asas dan produk logam yang direka</b> <i>Non-metallic mineral products, basic metal and fabricated metal products</i>	<b>2.1</b>	<b>4.0</b>	<b>3.6</b>	<b>4.7</b>	<b>5.6</b>	<b>2.2</b>	<b>3.1</b>	<b>3.1</b>	<b>4.9</b>	<b>3.2</b>	
23 Pembuatan produk galian bukan logam lain <i>Manufacture of other non-metallic mineral products</i>	1.6	6.2	4.1	5.3	9.1	6.2	1.9	1.3	5.9	1.8	
24 Pembuatan logam asas <i>Manufacture of basic metals</i>	1.5	3.3	4.8	4.4	4.0	0.1	3.2	2.8	4.9	2.7	
25 Pembuatan produk logam, kecuali mesin dan kelengkapan <i>Manufacture of fabricated metal products, except machinery and equipment</i>	2.9	2.8	2.3	4.5	4.0	0.5	4.1	4.9	4.0	4.8	
<b>6. Produk elektrik dan elektronik</b> <i>Electrical and electronic products</i>	<b>4.6</b>	<b>7.4</b>	<b>6.1</b>	<b>7.5</b>	<b>9.1</b>	<b>7.0</b>	<b>3.2</b>	<b>4.0</b>	<b>7.4</b>	<b>3.1</b>	
26 Pembuatan komputer, produk elektronik dan optikal <i>Manufacture of computer, electronics and optical products</i>	5.5	9.3	8.2	9.4	11.0	8.8	3.7	5.0	9.3	3.9	
27 Pembuatan kelengkapan elektrik <i>Manufacture of electrical equipment</i>	2.2	2.8	1.7	3.3	4.5	1.6	1.4	1.7	3.0	1.4	
28 Pembuatan jentera dan peralatan t.t.t.l. <i>Manufacture of machinery and equipment n.e.c.</i>	3.0	3.1	1.2	3.0	4.9	3.3	2.3	0.9	2.8	1.3	
<b>7. Kelengkapan pengangkutan dan pembuatan lain</b> <i>Transport equipment and other manufactures</i>	<b>1.0</b>	<b>4.2</b>	<b>2.5</b>	<b>5.1</b>	<b>7.0</b>	<b>2.6</b>	<b>2.3</b>	<b>3.5</b>	<b>4.8</b>	<b>3.2</b>	
29 Pembuatan kenderaan bermotor, treler dan semi treler <i>Manufacture of motor vehicles, trailers and semi-trailers</i>	-0.2	3.4	0.8	3.6	7.3	2.1	0.7	2.7	3.8	2.4	
30 Pembuatan kelengkapan pengangkutan lain <i>Manufacture of other transport equipment</i>	-0.5	4.2	0.5	4.5	8.4	3.9	2.4	1.7	4.0	1.9	
32 Pembuatan lain <i>Other manufacturing</i>	5.6	6.1	7.8	8.1	7.5	1.5	1.0	3.0	8.1	1.7	
33 Pembaikan dan pemasangan jentera dan kelengkapan <i>Repair and installation of machinery and equipment</i>	1.6	4.7	3.7	7.1	4.6	3.6	7.5	7.4	5.3	7.7	
<b>Pembuatan</b>	<b>Jumlah Total</b>	<b>3.0</b>	<b>5.2</b>	<b>4.1</b>	<b>5.2</b>	<b>6.7</b>	<b>5.0</b>	<b>4.3</b>	<b>3.6</b>	<b>5.3</b>	<b>3.7</b>

(%)

2022												2023								
Jan.	Feb.	Mac.	Apr.	Mei.	Jun	Jul.	Ogo.	Sep.	Okt.	Nov.	Dis.	Jan.	Feb.	Mac.	Apr.	Mei.	Jun	Jul.	Ogo.	
5.9	5.4	5.5	4.4	5.7	8.3	6.4	9.4	5.8	6.0	7.0	9.7	8.3	8.8	6.3	7.0	7.3	6.5	7.2	7.9	
6.2	5.6	5.8	4.5	5.8	8.3	6.3	9.5	5.9	6.1	7.1	9.8	8.4	9.0	6.1	6.9	7.2	6.4	7.1	8.0	
-0.04	2.0	1.2	2.5	5.6	8.9	8.8	7.0	4.8	5.1	4.7	7.5	7.9	4.0	9.0	7.8	8.4	8.7	9.2	7.9	
1.3	0.9	0.3	0.5	0.2	4.8	4.9	4.6	2.3	2.6	4.4	4.6	3.8	4.1	5.6	9.7	8.3	7.6	5.3	5.1	
<b>2.8</b>	<b>3.2</b>	<b>2.7</b>	<b>2.0</b>	<b>2.0</b>	<b>8.9</b>	<b>6.4</b>	<b>5.8</b>	<b>7.7</b>	<b>5.9</b>	<b>3.8</b>	<b>3.6</b>	<b>4.9</b>	<b>4.2</b>	<b>5.6</b>	<b>7.0</b>	<b>6.9</b>	<b>8.4</b>	<b>6.3</b>	<b>5.3</b>	
2.4	2.0	0.8	0.6	0.4	3.9	4.1	3.7	5.2	3.2	2.3	0.7	4.1	1.5	4.9	6.8	7.2	6.6	5.8	6.7	
3.1	3.8	3.9	2.7	2.4	13.1	6.5	6.4	9.5	9.2	5.5	5.6	5.7	5.5	6.0	7.7	6.6	9.8	5.6	5.0	
2.8	4.0	3.4	3.2	4.4	9.1	11.5	8.6	8.2	2.9	2.0	3.9	4.3	5.9	6.1	5.3	7.1	8.5	9.7	3.4	
<b>5.1</b>	<b>5.2</b>	<b>4.5</b>	<b>4.5</b>	<b>5.0</b>	<b>7.3</b>	<b>7.2</b>	<b>6.7</b>	<b>2.9</b>	<b>3.0</b>	<b>2.6</b>	<b>3.1</b>	<b>4.1</b>	<b>4.5</b>	<b>4.4</b>	<b>4.0</b>	<b>5.0</b>	<b>4.2</b>	<b>5.1</b>	<b>5.5</b>	
7.6	7.9	7.1	7.0	7.9	9.9	6.8	5.8	0.3	0.5	0.3	1.1	2.5	5.1	5.0	4.7	4.6	4.1	5.4	5.8	
4.0	5.9	1.3	1.2	3.0	4.4	6.1	5.8	3.5	3.3	2.7	7.7	4.1	5.0	4.9	1.8	1.7	0.8	0.7	1.1	
1.6	1.3	1.0	0.5	0.6	4.7	6.0	5.8	9.1	9.3	8.6	3.0	5.1	4.5	4.7	6.6	8.2	7.1	7.4	8.0	
6.7	5.2	7.9	8.5	7.9	9.6	9.8	9.3	0.2	0.3	0.1	1.4	4.8	3.3	3.2	2.9	5.2	4.6	6.4	6.6	
<b>1.1</b>	<b>1.1</b>	<b>1.5</b>	<b>2.3</b>	<b>2.4</b>	<b>1.4</b>	<b>4.6</b>	<b>4.7</b>	<b>3.8</b>	<b>3.8</b>	<b>4.8</b>	<b>5.2</b>	<b>5.7</b>	<b>6.0</b>	<b>4.7</b>	<b>3.9</b>	<b>0.5</b>	<b>-0.8</b>	<b>-0.2</b>	<b>0.1</b>	
0.2	2.5	2.7	2.5	3.1	0.2	2.5	3.9	0.2	0.3	0.4	1.2	8.1	7.3	7.6	8.3	8.0	5.1	2.8	4.1	
1.8	1.3	1.6	2.9	3.5	1.0	4.7	4.0	1.5	3.1	3.3	4.1	4.4	4.6	4.4	5.0	1.4	1.2	0.1	0.4	
10.5	7.8	8.2	8.3	8.5	9.1	9.9	10.0	11.0	11.7	12.3	11.6	6.7	3.2	3.8	1.1	0.6	0.3	0.8	1.2	
0.4	0.3	0.7	1.6	1.5	1.4	4.6	4.8	5.1	4.4	6.0	6.3	5.8	6.6	4.1	2.8	-1.2	-2.8	-0.9	-0.8	
<b>4.1</b>	<b>3.5</b>	<b>3.1</b>	<b>3.3</b>	<b>3.9</b>	<b>7.0</b>	<b>7.2</b>	<b>7.1</b>	<b>2.7</b>	<b>2.4</b>	<b>2.1</b>	<b>2.0</b>	<b>2.9</b>	<b>3.8</b>	<b>2.8</b>	<b>2.7</b>	<b>3.5</b>	<b>3.2</b>	<b>3.2</b>	<b>3.8</b>	
4.6	3.9	3.8	3.4	3.6	8.9	9.8	9.5	8.1	7.5	5.8	5.4	4.0	1.6	0.1	0.2	1.8	2.0	1.6	3.0	
5.7	6.2	2.4	4.1	4.1	5.1	6.0	5.7	0.5	0.2	0.1	0.1	3.4	3.3	2.8	2.7	3.3	2.3	2.2	1.1	
2.6	1.3	3.0	2.8	4.1	6.8	5.9	6.2	0.2	0.1	0.7	0.8	1.6	5.8	5.0	4.8	5.0	4.8	5.4	6.4	
<b>5.6</b>	<b>5.5</b>	<b>7.3</b>	<b>7.3</b>	<b>7.5</b>	<b>7.8</b>	<b>9.1</b>	<b>9.3</b>	<b>8.9</b>	<b>7.2</b>	<b>6.7</b>	<b>7.1</b>	<b>2.3</b>	<b>3.2</b>	<b>4.0</b>	<b>3.7</b>	<b>4.8</b>	<b>3.4</b>	<b>2.0</b>	<b>1.6</b>	
7.4	7.3	9.8	8.9	9.5	9.7	10.9	11.2	10.8	8.6	8.8	9.0	2.8	4.2	4.1	4.6	6.4	4.1	2.5	2.1	
0.8	1.6	2.9	4.2	2.8	3.0	4.7	4.8	4.2	2.7	1.8	0.5	0.3	1.3	2.7	2.1	1.7	1.2	1.5	0.8	
2.0	1.1	0.3	2.8	2.9	3.2	5.1	5.2	4.6	4.7	1.4	4.0	1.7	0.5	4.8	1.0	0.2	1.6	0.2	0.1	
<b>2.5</b>	<b>2.2</b>	<b>2.7</b>	<b>2.7</b>	<b>4.7</b>	<b>8.1</b>	<b>8.4</b>	<b>8.3</b>	<b>4.5</b>	<b>2.9</b>	<b>1.4</b>	<b>3.3</b>	<b>2.4</b>	<b>2.3</b>	<b>2.2</b>	<b>1.6</b>	<b>5.1</b>	<b>3.8</b>	<b>4.4</b>	<b>3.8</b>	
0.5	0.6	1.3	0.6	3.2	7.4	9.1	9.2	3.8	2.6	1.0	2.8	1.0	0.4	0.9	0.3	4.3	3.7	5.0	4.1	
0.0	0.7	0.9	1.3	3.8	8.7	9.1	9.3	7.0	5.6	1.7	4.4	3.7	2.7	1.0	0.7	2.4	2.0	2.2	1.0	
9.4	7.2	6.8	7.4	8.3	8.4	8.4	8.5	5.5	2.1	1.9	0.6	0.3	0.1	2.8	1.9	6.1	1.2	0.9	0.3	
3.6	3.3	4.2	5.4	6.4	9.6	5.7	4.6	3.3	2.0	1.9	6.9	7.0	9.1	6.4	5.8	8.5	8.1	8.2	8.8	
<b>4.1</b>	<b>3.9</b>	<b>4.4</b>	<b>4.5</b>	<b>5.0</b>	<b>6.2</b>	<b>7.1</b>	<b>7.5</b>	<b>5.4</b>	<b>4.8</b>	<b>4.7</b>	<b>5.4</b>	<b>4.0</b>	<b>4.6</b>	<b>4.2</b>	<b>3.9</b>	<b>4.0</b>	<b>3.0</b>	<b>2.9</b>	<b>3.0</b>	

Jadual **1.3C** : Gaji dan Upah yang Dibayar Sektor Pembuatan Mengikut Subsektor: Perubahan Peratusan Bulanan/Suku Tahunan  
 Table **1.3C** : Salaries and Wages Paid of Manufacturing Sector by Sub-sector: Monthly/Quarterly Percentage Change

Subsektor Sub-sector	2022				2023		2022	
	Q1	Q2	Q3	Q4	Q1	Q2	Jan.	Feb.
<b>1. Makanan, minuman dan tembakau</b> <i>Food, beverages and tobacco</i>	<b>1.4</b>	<b>0.7</b>	<b>0.7</b>	<b>4.7</b>	<b>1.6</b>	<b>-0.1</b>	<b>-2.2</b>	<b>-1.0</b>
10 Pembuatan produk makanan <i>Manufacture of food products</i>	1.6	1.0	0.7	4.3	1.7	0.1	-1.8	-1.2
11 Pembuatan minuman <i>Manufacture of beverages</i>	-2.4	-3.2	0.1	11.9	-1.4	-1.9	-7.2	1.1
12 Pembuatan produk tembakau <i>Manufacture of tobacco products</i>	0.3	-14.9	0.5	21.1	0.9	-11.6	-16.4	6.7
<b>2. Tekstil, pakaian, kulit dan kasut</b> <i>Textiles, wearing apparel, leather and footwear</i>	<b>-0.3</b>	<b>-3.7</b>	<b>0.8</b>	<b>7.8</b>	<b>0.2</b>	<b>-1.4</b>	<b>-3.4</b>	<b>-4.3</b>
13 Pembuatan tekstil <i>Manufacture of textiles</i>	-2.7	-1.2	2.2	3.8	-1.3	2.1	-3.9	-1.7
14 Pembuatan pakaian <i>Manufacture of wearing apparel</i>	1.2	-5.6	0.4	11.3	0.3	-3.6	-4.4	-7.0
15 Pembuatan produk kulit dan barangan berkaitan <i>Manufacture of leather and related products</i>	0.8	-3.5	-0.9	6.9	3.2	-2.1	0.9	-1.8
<b>3. Produk kayu, perabot, keluaran kertas dan percetakan</b> <i>Wood products, furniture, paper products and printing</i>	<b>1.9</b>	<b>-2.5</b>	<b>-0.5</b>	<b>4.1</b>	<b>3.3</b>	<b>-2.4</b>	<b>0.1</b>	<b>-1.6</b>
16 Pembuatan kayu dan produk kayu dan gabus, kecuali perabot; pembuatan bagi artikel jerami dan bahan-bahan anyaman <i>Manufacture of wood and products of wood and cork, except furniture; manufacture of articles of straw and plaiting materials</i>	-0.6	-2.5	1.3	2.5	2.9	-2.2	-0.6	-1.7
17 Pembuatan kertas dan produk kertas <i>Manufacture of paper and paper products</i>	1.2	-1.5	0.7	4.1	1.3	-4.5	-0.05	2.1
18 Percetakan dan penerbitan semula media rakaman <i>Printing and reproduction of recorded media</i>	5.3	-1.3	-3.2	6.1	3.4	1.1	-1.2	-4.7
31 Pembuatan perabot <i>Manufacture of furniture</i>	2.2	-4.4	-1.0	4.0	5.5	-4.0	2.1	-1.9
<b>4. Petroleum, kimia, getah dan plastik</b> <i>Petroleum, chemical, rubber and plastic</i>	<b>-0.4</b>	<b>2.9</b>	<b>1.9</b>	<b>0.2</b>	<b>0.3</b>	<b>-1.3</b>	<b>-4.6</b>	<b>-1.2</b>
19 Pembuatan kok dan produk petroleum bertapis <i>Manufacture of coke and refined petroleum products</i>	1.2	-15.4	8.5	8.3	8.2	-15.8	-10.8	-0.7
20 Pembuatan kimia dan produk kimia <i>Manufacture of chemicals and chemical products</i>	3.9	-4.2	1.6	2.3	4.9	-6.0	-3.4	0.3
21 Pembuatan produk farmaseutikal asas, kimia perubatan dan botani <i>Manufacture of basic pharmaceutical products and pharmaceutical preparations</i>	-4.5	8.7	3.3	4.4	-10.7	4.6	-10.3	-2.3
22 Pembuatan produk getah dan plastik <i>Manufacture of rubber and plastics products</i>	-2.7	10.4	0.9	-2.6	-2.8	4.2	-3.3	-2.1
<b>5. Produk mineral bukan logam, logam asas dan produk logam yang direka</b> <i>Non-metallic mineral products, basic metal and fabricated metal products</i>	<b>1.2</b>	<b>-2.7</b>	<b>-0.9</b>	<b>4.7</b>	<b>2.1</b>	<b>-2.7</b>	<b>-1.7</b>	<b>-2.7</b>
23 Pembuatan produk galian bukan logam lain <i>Manufacture of other non-metallic mineral products</i>	0.4	2.0	0.5	3.1	-3.7	1.5	-1.9	-2.8
24 Pembuatan logam asas <i>Manufacture of basic metals</i>	3.2	-5.8	-3.1	6.4	6.3	-6.2	-2.2	-1.8
25 Pembuatan produk logam, kecuali mesin dan kelengkapan <i>Manufacture of fabricated metal products, except machinery and equipment</i>	0.3	-3.9	-0.4	4.8	3.8	-3.2	-1.2	-3.3
<b>6. Produk elektrik dan elektronik</b> <i>Electrical and electronic products</i>	<b>3.2</b>	<b>-2.5</b>	<b>0.1</b>	<b>6.2</b>	<b>-0.5</b>	<b>-1.8</b>	<b>-3.9</b>	<b>0.7</b>
26 Pembuatan komputer, produk elektronik dan optikal <i>Manufacture of computer, electronics and optical products</i>	4.4	-1.6	-1.1	7.1	-0.6	-0.3	-4.3	1.7
27 Pembuatan kelengkapan elektrik <i>Manufacture of electrical equipment</i>	-0.1	-5.3	5.8	1.5	-0.4	-5.0	-3.0	-2.7
28 Pembuatan jentera dan peralatan t.t.t.l. <i>Manufacture of machinery and equipment n.e.c.</i>	1.0	-4.7	1.2	6.1	-0.1	-6.0	-2.3	-0.9
<b>7. Kelengkapan pengangkutan dan pembuatan lain</b> <i>Transport equipment and other manufactures</i>	<b>0.1</b>	<b>0.2</b>	<b>-2.3</b>	<b>4.7</b>	<b>-0.1</b>	<b>1.3</b>	<b>-4.9</b>	<b>1.2</b>
29 Pembuatan kenderaan bermotor, treler dan semi treler <i>Manufacture of motor vehicles, trailers and semi-trailers</i>	-1.6	2.0	-3.1	5.0	-2.9	4.0	-7.9	2.5
30 Pembuatan kelengkapan pengangkutan lain <i>Manufacture of other transport equipment</i>	6.7	-0.2	-2.6	0.2	5.1	-0.9	2.5	3.0
32 Pembuatan lain <i>Other manufacturing</i>	-1.6	-3.3	3.7	2.9	-2.0	-1.4	-7.1	-1.3
33 Pembaikan dan pemasangan jentera dan kelengkapan <i>Repair and installation of machinery and equipment</i>	1.0	-0.9	-5.8	9.8	4.8	-0.9	0.2	-1.1
<b>Pembuatan</b>	<b>Jumlah Total</b>	<b>1.4</b>	<b>-0.8</b>	<b>0.2</b>	<b>4.1</b>	<b>0.8</b>	<b>-1.4</b>	<b>-0.8</b>

(%)

2023																	
Mac	Apr.	Mei	Jun	Jul.	Ogo.	Sep.	Okt.	Nov.	Dis.	Jan.	Feb.	Mac	Apr.	Mei	Jun	Jul.	Ogo.
<b>1.2</b>	<b>-0.4</b>	<b>0.7</b>	<b>0.6</b>	<b>-0.1</b>	<b>-0.7</b>	<b>1.7</b>	<b>0.1</b>	<b>1.2</b>	<b>8.4</b>	<b>-3.3</b>	<b>-0.6</b>	<b>-1.1</b>	<b>0.2</b>	<b>1.0</b>	<b>-0.1</b>	<b>0.6</b>	<b>0.0</b>
1.6	-0.5	0.9	0.7	-0.01	-0.8	1.4	0.1	1.0	8.3	-3.1	-0.6	-1.1	0.2	1.2	-0.1	0.7	0.0
-4.7	2.6	-3.8	-1.0	-1.1	1.6	6.6	-0.04	5.2	9.4	-6.8	-2.6	-0.2	1.6	-3.3	-0.8	-0.7	0.3
-5.0	-13.9	0.02	0.2	-0.01	-3.7	8.7	4.7	2.2	27.6	-17.0	7.0	-3.6	-10.5	-1.3	-0.4	-2.2	-3.8
<b>-0.6</b>	<b>-1.0</b>	<b>0.7</b>	<b>-4.1</b>	<b>1.8</b>	<b>0.9</b>	<b>3.1</b>	<b>-0.1</b>	<b>4.8</b>	<b>6.4</b>	<b>-2.2</b>	<b>-5.0</b>	<b>0.8</b>	<b>0.3</b>	<b>0.7</b>	<b>-2.7</b>	<b>-0.2</b>	<b>0.0</b>
-1.4	-1.0	2.4	-0.7	0.9	0.2	2.3	0.5	1.7	1.5	-0.6	-4.2	1.9	0.8	2.8	-1.2	0.2	1.1
0.1	-1.1	0.1	-7.0	4.7	-0.6	3.1	-0.6	8.9	11.0	-4.3	-7.2	0.5	0.5	-0.9	-4.2	0.6	-1.1
-0.8	-0.7	-1.1	-3.1	-4.4	6.9	4.7	0.05	0.5	3.3	1.2	-0.3	-0.6	-1.4	0.6	-1.8	-3.4	0.8
<b>-0.5</b>	<b>-1.6</b>	<b>0.5</b>	<b>-1.1</b>	<b>-0.7</b>	<b>0.5</b>	<b>1.3</b>	<b>0.8</b>	<b>1.0</b>	<b>4.5</b>	<b>1.1</b>	<b>-1.3</b>	<b>-0.5</b>	<b>-2.0</b>	<b>1.5</b>	<b>-1.8</b>	<b>0.1</b>	<b>0.8</b>
-1.4	-0.7	0.2	-1.4	1.6	0.4	1.1	0.4	0.3	3.0	0.8	0.8	-1.5	-1.0	0.2	-2.0	2.9	0.7
-1.9	-0.8	-0.8	1.4	-1.0	0.8	1.6	0.7	0.4	5.2	-3.4	3.0	-2.0	-3.8	-0.8	0.4	-1.0	1.2
2.0	-2.1	1.9	-0.4	-2.7	0.2	-2.9	3.2	3.8	6.6	0.8	-5.3	2.2	-0.3	3.4	-1.4	-2.4	0.7
-0.5	-2.8	0.5	-3.2	-1.0	0.5	4.9	-0.5	-0.1	3.7	5.6	-3.3	-0.7	-3.0	2.8	-3.8	0.7	0.7
<b>5.8</b>	<b>-2.4</b>	<b>1.8</b>	<b>2.2</b>	<b>-0.4</b>	<b>0.6</b>	<b>-0.3</b>	<b>-1.0</b>	<b>-1.4</b>	<b>6.5</b>	<b>-4.1</b>	<b>-1.0</b>	<b>4.5</b>	<b>-3.1</b>	<b>-1.5</b>	<b>0.9</b>	<b>0.2</b>	<b>0.9</b>
16.9	-25.1	-0.1	7.4	-0.4	0.9	10.2	-0.5	-4.8	16.1	-4.7	-1.5	17.2	-24.6	-0.5	4.5	-2.6	2.1
3.8	-5.8	-2.8	2.8	2.2	-1.6	-1.0	0.2	0.0	10.2	-3.1	0.5	3.7	-5.3	-6.1	2.6	1.1	-1.3
-0.03	12.7	-4.5	0.7	2.3	3.5	-0.8	2.3	-5.1	15.2	-14.2	-5.5	0.5	9.7	-4.9	0.4	2.8	3.9
4.8	4.0	4.8	1.2	-1.8	1.4	-1.8	-1.8	-1.2	2.4	-3.8	-1.4	2.3	2.7	0.7	-0.4	0.2	1.5
<b>0.6</b>	<b>-2.4</b>	<b>1.2</b>	<b>-1.4</b>	<b>-1.0</b>	<b>-0.1</b>	<b>2.3</b>	<b>0.6</b>	<b>0.7</b>	<b>6.4</b>	<b>-0.8</b>	<b>-1.9</b>	<b>-0.3</b>	<b>-2.5</b>	<b>1.9</b>	<b>-1.7</b>	<b>-0.9</b>	<b>0.4</b>
3.2	-0.2	1.9	-0.6	0.1	-1.1	2.8	0.3	0.1	3.6	-3.2	-5.1	1.7	-0.1	3.5	-0.4	-0.3	0.3
-0.8	-3.7	-0.6	-1.9	-2.8	0.6	2.3	0.6	0.5	10.8	1.0	-1.9	-1.2	-3.8	-0.1	-2.9	-2.9	-0.5
-0.4	-3.3	1.9	-1.7	-0.5	0.2	1.8	0.7	1.4	5.6	-0.3	0.7	-1.1	-3.5	2.1	-1.9	0.0	1.2
<b>-2.8</b>	<b>-1.9</b>	<b>1.2</b>	<b>0.8</b>	<b>-2.9</b>	<b>2.1</b>	<b>2.4</b>	<b>-0.2</b>	<b>-0.2</b>	<b>12.5</b>	<b>-8.2</b>	<b>1.6</b>	<b>-2.0</b>	<b>-2.2</b>	<b>2.3</b>	<b>-0.6</b>	<b>-4.2</b>	<b>1.6</b>
-1.4	-1.5	-0.1	1.2	-4.2	2.0	3.2	-0.4	0.4	13.3	-9.8	3.1	-1.6	-1.1	1.7	-0.9	-5.7	1.5
-4.2	-8.4	9.9	2.2	0.04	1.9	-0.2	-0.7	-1.6	8.8	-3.3	-1.7	-2.8	-8.9	9.4	1.8	0.2	1.2
-7.6	1.6	-0.002	-2.2	0.6	2.7	1.0	1.5	-1.5	12.2	-4.4	-2.1	-3.6	-2.1	-0.7	-0.9	-0.7	2.6
<b>-0.4</b>	<b>1.4</b>	<b>-1.9</b>	<b>-0.5</b>	<b>-2.4</b>	<b>1.0</b>	<b>0.9</b>	<b>0.8</b>	<b>0.4</b>	<b>8.1</b>	<b>-5.8</b>	<b>1.1</b>	<b>-0.4</b>	<b>0.8</b>	<b>1.4</b>	<b>-1.7</b>	<b>-1.8</b>	<b>0.4</b>
-3.0	4.5	-2.1	0.6	-4.1	1.9	0.5	0.5	-0.1	10.8	-9.6	1.9	-2.5	3.9	1.9	-0.02	-3.0	1.1
7.3	-4.5	-0.2	-3.1	-0.8	-1.1	3.1	-0.2	-2.7	1.6	1.7	2.0	5.4	-4.8	1.5	-3.5	-0.5	-2.3
-2.6	-1.9	0.2	2.0	0.4	2.4	0.6	-2.2	0.6	10.4	-7.4	-1.5	0.1	-2.8	4.3	-2.7	0.1	1.8
2.3	2.3	-4.8	-3.3	-1.6	-0.8	0.4	5.5	4.0	4.0	0.3	0.9	-0.3	1.8	-2.4	-3.7	-1.5	-0.3
<b>0.5</b>	<b>-1.6</b>	<b>0.9</b>	<b>0.4</b>	<b>-1.4</b>	<b>0.8</b>	<b>1.5</b>	<b>-0.05</b>	<b>0.1</b>	<b>8.5</b>	<b>-4.4</b>	<b>-0.2</b>	<b>0.1</b>	<b>-1.9</b>	<b>1.0</b>	<b>-0.6</b>	<b>-1.5</b>	<b>0.9</b>

Jadual **1.4a** : Nilai Jualan Sektor Pembuatan Mengikut Kumpulan  
 Table : Sales Value of Manufacturing Sector by Group

Kod Kumpulan Group code	Keterangan Kumpulan/Tempoh	2021	2022	2022		
				Q1	Q2	Q3
101	Pemprosesan dan pengawetan daging	7,877	8,809	2,135	2,179	2,212
102	Pemprosesan dan pengawetan ikan, krustasea dan moluska	6,281	5,714	1,435	1,434	1,405
	10201 Pengetinan ikan, krustasea dan moluska &					
	10202 Pemprosesan dan pengawetan ikan, krustasea dan moluska	5,970	5,391	1,354	1,359	1,324
	Industri lain	311	323	80	75	81
103	Pemprosesan dan pengawetan buah-buahan dan sayur - sayuran	1,779	1,808	445	441	453
	10303 Pengetinan nanas &					
	10304 Pembuatan jem, marmalad dan sajian jeli	364	357	75	77	99
	Industri lain	1,415	1,451	369	364	354
104	Pembuatan minyak dan lemak daripada sayuran dan haiwan	168,492	190,130	37,522	53,117	49,670
	10404 Pembuatan minyak sayuran mentah dan bertapis &					
	10406 Pembuatan sebatian lemak masakan	17,088	20,492	4,070	5,239	5,949
	10405 Pembuatan minyak kelapa	1,143	1,536	372	359	410
	Industri lain	150,261	168,102	33,080	47,518	43,311
105	Pembuatan produk tenusu	10,805	12,117	2,942	3,036	3,090
	10502 Pembuatan susu pekat, tepung dan sejat	10,000	11,313	2,739	2,842	2,880
	Industri lain	805	804	203	194	210
106	Pembuatan produk bijian, kanji dan produk berkanji	8,695	10,613	2,516	2,775	2,606
	10611 Pengilangan beras	3,920	5,201	1,189	1,403	1,300
	10613 Pengilangan tepung	4,453	5,075	1,248	1,291	1,225
	Industri lain	322	336	78	81	81
107	Pembuatan produk makanan lain	53,256	58,413	14,013	14,682	14,869
	10711 Pembuatan biskut dan cookies	2,234	3,287	797	846	797
	10712 Pembuatan roti, kek dan produk bakeri lain	12,375	12,482	2,875	3,258	3,255
	10713 Pembuatan produk snek	2,342	2,830	692	723	684
	10721 Pembuatan gula	5,502	5,200	1,370	1,298	1,252
	10731 Pembuatan produk koko	3,401	3,402	864	807	847
	10732 Pembuatan coklat dan produk coklat &					
	10733 Pembuatan konfeksi gula	12,588	14,094	3,382	3,618	3,606
	10793 Pembuatan sos dan bahan perasa	2,187	2,267	590	561	539
	10799 Pembuatan produk makanan lain t.t.t.l.	4,801	6,300	1,433	1,497	1,652
	Industri lain	7,825	8,552	2,011	2,074	2,238
108/ 10800	Pembuatan makanan haiwan tersedia	13,164	16,492	3,619	4,298	4,347
110	Pembuatan minuman ringan	10,629	12,717	3,198	3,034	3,237
	11041 Pembuatan minuman ringan	6,267	6,725	1,739	1,564	1,650
	11042 Pengeluaran air mineral semulajadi dan minuman lain yang dibotolkan	1,321	1,350	347	334	345
	Industri lain	3,040	4,643	1,113	1,137	1,242
120/ 12000	Pembuatan produk tembakau	2,940	3,410	1,018	785	681
131	Pemintalan, penenunan dan penyiapan tekstil	6,132	6,520	1,679	1,629	1,586
	13110 Penyediaan dan pemintalan gentian tekstil &					
	13120 Penenunan tekstil	4,500	4,842	1,254	1,202	1,171
	13132 Pewarnaan, pelunturan, percetakan dan penyiapan akhir benang dan fabrik	1,570	1,625	412	413	401
	Industri lain	62	53	14	13	14
139	Pembuatan tekstil lain	4,595	5,132	1,279	1,272	1,260
	13910 Pembuatan fabrik dikait dan dikrusye	2,240	2,306	587	574	559
	Industri lain	2,356	2,825	692	698	701
141	Pembuatan pakaian, kecuali pakaian berbulu	8,631	8,945	2,353	2,118	2,124
	14102 Pembuatan pakaian	7,689	7,847	2,041	1,843	1,881
	Industri lain	942	1,098	312	275	242
142 & 143	Pembuatan artikel daripada kulit bulu dan pakaian yang dikait dan dikrusye	405	408	103	92	100
151 (15110 & 15120)	Penyamakan dan pembersihan kulit, pembuatan bagasi, beg tangan, pelana dan abah-abah pembersihan dan pewarnaan bulu	1,440	1,857	477	387	441
152	Pembuatan kasut	750	781	202	181	189
	15201 Pembuatan kasut kulit &					
	15203 Pembuatan kasut getah	444	498	122	108	129
	Industri lain	306	282	81	73	60
161/ 16100	Pengilangan dan pengetaman kayu	5,885	6,672	1,933	1,334	1,581



2023		2022		2023		Group Description/Period
Q4	Q1	Q2	(Jan. - Ogo.)	(Jan. - Ogo.)		
2,282	2,269	2,393	5,786	6,205		<b>Processing and preserving of meat</b>
1,440	1,450	1,487	3,796	3,971		<b>Processing and preserving of fish, crustaceans and molluscs</b>
1,353	1,357	1,392	3,589	3,724		Canning of fish, crustaceans and molluscs
87	93	94	207	247		Processing, curing and preserving of fish, crustacean and molluscs
469	517	600	1,182	1,522		Other industry
104	113	145	216	356		<b>Processing and preserving of fruits and vegetable</b>
365	404	455	966	1,166		Pineapple canning
49,822	39,293	39,599	122,889	105,743		Manufacture of jams, marmalades and table jellies
5,234	4,976	5,227	13,334	13,654		Other industry
395	315	271	1,012	786		<b>Manufacture of vegetable and animal oils and fats</b>
44,193	34,003	34,101	108,543	91,302		Manufacture of crude and refined vegetable oil
3,049	3,056	3,180	8,036	8,195		Manufacture of compound cooking fats
2,852	2,871	2,982	7,499	7,666		Manufacture of coconut oil
197	184	199	537	530		Other industry
2,716	2,757	2,802	6,995	7,369		<b>Manufacture of dairy products</b>
1,308	1,340	1,388	3,432	3,592		Manufacture of condensed, powdered and evaporated milk
1,312	1,334	1,337	3,351	3,565		Other industry
97	83	77	211	212		<b>Manufacture of grain mill products, starches and starch products</b>
14,849	14,981	15,669	38,658	41,163		Rice milling
847	839	952	2,175	2,495		Flour milling
3,094	3,403	3,608	8,371	9,403		Other industry
732	698	797	1,860	2,049		<b>Manufacture of other food products</b>
1,279	1,271	1,475	3,501	3,782		Manufacture of biscuits and cookies
885	903	869	2,241	2,363		Manufacture of bread, cakes and other bakery products
3,488	3,441	3,448	9,409	9,095		Manufacture of snack products
578	569	575	1,508	1,542		Manufacture of sugar
1,718	1,610	1,582	4,015	4,232		Manufacture of cocoa products
2,228	2,247	2,364	5,578	6,202		Manufacture of chocolate and chocolate products
4,228	4,349	4,993	10,789	12,765		Manufacture of sugar confectionery
3,248	3,204	3,131	8,389	8,523		Manufacture of sauces and condiments
1,772	1,695	1,676	4,426	4,623		Manufacture of other food products n.e.c.
324	334	345	914	925		Other industry
1,151	1,174	1,111	3,050	2,976		<b>Manufacture of prepared animal feeds</b>
926	1,196	996	2,262	2,736		Manufacture of soft drinks
1,626	1,481	1,486	4,390	3,915		Production of natural mineral waters and other bottled waters
1,215	1,147	1,138	3,256	2,989		Other industry
399	324	338	1,098	900		<b>Manufacture of tobacco products</b>
12	11	9	37	26		Spinning, weaving and finishing of textiles
1,321	1,415	1,380	3,394	3,713		Preparation and spinning of textile fibres
586	584	569	1,537	1,519		Weaving of textiles
735	831	811	1,857	2,194		Dyeing, bleaching, printing and finishing of yarns and fabrics
2,350	2,410	2,263	5,884	6,193		Other industry
2,081	2,096	2,009	5,141	5,466		<b>Manufacture of other textiles</b>
269	314	254	742	726		Manufacture of knitted and crocheted fabrics
112	123	111	259	305		Other industry
551	508	439	1,142	1,241		<b>Manufacture of wearing apparel, except fur apparel</b>
209	215	210	509	569		Manufacture of clothings
140	138	135	315	368		Other industry
69	77	75	194	201		<b>Manufacture of articles of fur, knitted and crocheted apparel</b>
1,825	1,965	1,378	4,269	4,279		Tanning and dressing of leather; manufacture of luggage, handbags, saddlery and harness; dressing and dyeing of fur
						<b>Manufacture of footwear</b>
						Manufacture of leather footwear
						Manufacture of rubber footwear
						Other industry
						<b>Sawmilling and planning of wood</b>

Jadual  
Table **1.4a** : Nilai Jualan Sektor Pembuatan Mengikut Kumpulan (samb.)  
: Sales Value of Manufacturing Sector by Group (cont.)

Kod Kumpulan Group code	Keterangan Kumpulan/Tempoh	2022								
		Jan.	Feb.	Mac	Apr.	Mei	Jun	Jul.	Ogo.	Sep.
101	Pemprosesan dan pengawetan daging	747	706	681	731	738	711	709	763	741
102	Pemprosesan dan pengawetan ikan, krustasea dan moluska	503	450	481	473	473	488	438	490	478
	10201 & Pengetinan ikan, krustasea dan moluska	476	425	454	447	450	462	413	463	448
	10202 Pemprosesan dan pengawetan ikan, krustasea dan moluska Industri lain	28	25	27	26	24	25	25	27	29
103	Pemprosesan dan pengawetan buah-buahan dansayur - sayuran	162	144	139	145	144	152	142	155	157
	10303 & Pengetinan nanas	28	26	22	24	22	31	30	33	36
	10304 Pembuatan jem, marmalad dan sajian jeli Industri lain	133	118	118	121	122	120	111	122	120
104	Pembuatan minyak dan lemak daripada sayuran dan haiwan	13,195	12,218	12,109	16,749	17,919	18,448	15,779	16,472	17,419
	10404 & Pembuatan minyak sayuran mentah dan bertapis	1,434	1,259	1,377	1,624	1,731	1,885	2,018	2,007	1,924
	10406 Pembuatan sebatian lemak masakan	117	126	128	115	121	123	135	146	129
	10405 Pembuatan minyak kelapa Industri lain	11,644	10,833	10,603	15,011	16,067	16,440	13,626	14,319	15,366
105	Pembuatan produk tenusu	993	967	982	1,013	1,008	1,015	979	1,078	1,033
	10502 Pembuatan susu pekat, tepung dan sejat Industri lain	923	901	916	949	945	948	910	1,007	962
		70	66	66	64	63	67	69	71	70
106	Pembuatan produk bijian, kanji dan produk berkanji	824	819	873	984	924	868	821	884	901
	10611 Pengilangan beras	376	406	408	532	466	406	394	446	461
	10613 Pengilangan tepung Industri lain	420	388	439	424	432	435	401	412	412
		28	25	25	28	26	27	26	26	28
107	Pembuatan produk makanan lain	4,769	4,485	4,759	4,937	4,792	4,953	4,855	5,107	4,907
	10711 Pembuatan biskut dan cookies	271	260	266	335	257	254	254	278	265
	10712 Pembuatan roti, kek dan produk bakeri lain	987	933	955	1,015	1,092	1,152	1,111	1,127	1,017
	10713 Pembuatan produk snek	226	222	243	252	235	236	213	233	239
	10721 Pembuatan gula	511	430	429	455	391	453	411	421	420
	10731 Pembuatan produk koko	306	300	257	270	268	270	282	289	276
	10732 & Pembuatan coklat dan produk coklat	1,120	1,050	1,211	1,232	1,223	1,163	1,163	1,246	1,196
	10733 Pembuatan konfeksi gula									
	10793 Pembuatan sos dan bahan perasa	199	190	200	204	175	182	175	184	181
	10799 Pembuatan produk makanan lain t.t.t.l. Industri lain	474	457	502	492	489	515	506	579	567
		674	641	696	683	661	730	742	751	746
108/ 10800	Pembuatan makanan haiwan tersedia	1,279	1,184	1,156	1,435	1,424	1,439	1,449	1,423	1,475
110	Pembuatan minuman ringan	1,042	1,046	1,110	1,153	936	946	1,043	1,114	1,080
	11041 Pembuatan minuman ringan	543	580	616	640	464	459	548	576	527
	11042 Pengeluaran air mineral semulajadi dan minuman lain yang dibotolkan Industri lain	108	115	124	125	102	107	115	119	111
		392	351	370	388	369	380	381	419	442
120/ 12000	Pembuatan produk tembakau	327	330	361	329	239	218	216	243	222
131	Pemintalan, penenunan dan penyiapan tekstil	566	547	567	548	513	568	545	537	504
	13110 & Penyediaan dan pemintalan gentian tekstil	411	414	429	409	386	407	396	404	371
	13120 Penenunan tekstil									
	13132 Pewarnaan, pelunturan, percetakan dan penyiapan akhir benang dan fabrik Industri lain	150	129	133	135	122	156	144	129	129
		5	4	4	4	5	5	5	5	4
139	Pembuatan tekstil lain	446	412	421	415	416	441	430	413	417
	13910 Pembuatan fabrik dikait dan dikrusye Industri lain	203	189	195	186	190	198	191	184	184
		243	223	226	230	225	243	239	229	233
141	Pembuatan pakaian, kecuali pakaian berbulu	787	776	789	757	705	657	700	713	711
	14102 Pembuatan pakaian Industri lain	689	671	681	657	609	577	623	634	624
		98	105	108	100	96	79	76	79	87
142 & 143	Pembuatan artikel daripada kulit bulu dan pakaian yang dikait dan dikrusye	38	33	32	30	30	32	32	31	37
151 (15110 & 15120)	Penyamakan dan pembersihan kulit, pembuatan bagasi, beg tangan, pelana dan abah-abah pembersihan dan pewarnaan bulu	161	160	156	134	123	130	129	148	164
152	Pembuatan kasut	68	63	71	62	62	56	59	66	63
	15201 & Pembuatan kasut kulit	44	34	44	35	36	37	41	45	43
	15203 Pembuatan kasut getah Industri lain	25	28	27	27	27	19	19	22	20
161/ 16100	Pengilangan dan pengetaman kayu	690	561	683	557	391	386	389	613	578

2023											Group Description/Period
Okt.	Nov.	Dis.	Jan.	Feb.	Mac	Apr.	Mei	Jun	Jul.	Ogo.	
792	771	719	733	772	765	802	803	789	760	782	<b>Processing and preserving of meat</b>
476	491	473	512	457	481	466	524	496	520	514	<b>Processing and preserving of fish, crustaceans and molluscs</b>
											<i>Canning of fish, crustaceans and molluscs</i>
446	464	443	482	426	449	436	491	465	491	483	<i>Processing, curing and preserving of fish, crustacean and molluscs</i>
30	27	30	30	31	32	30	33	31	29	31	<i>Other industry</i>
153	163	153	160	165	192	187	202	210	204	201	<b>Processing and preserving of fruits and vegetable</b>
											<i>Pineapple canning</i>
35	38	31	34	36	43	41	49	55	50	48	<i>Manufacture of jams, marmalades and table jellies</i>
118	125	121	126	129	149	147	153	155	154	153	<i>Other industry</i>
16,701	16,158	16,963	13,900	13,145	12,248	12,871	13,339	13,388	12,867	13,984	<b>Manufacture of vegetable and animal oils and fats</b>
											<i>Manufacture of crude and refined vegetable oil</i>
1,717	1,602	1,915	1,582	1,687	1,707	1,711	1,821	1,695	1,671	1,780	<i>Manufacture of compound cooking fats</i>
128	122	145	119	103	93	82	103	86	95	105	<i>Manufacture of coconut oil</i>
14,856	14,435	14,903	12,199	11,355	10,449	11,078	11,415	11,607	11,100	12,098	<i>Other industry</i>
1,007	1,035	1,007	975	1,001	1,080	1,068	1,091	1,022	951	1,008	<b>Manufacture of dairy products</b>
940	969	942	908	943	1,020	1,007	1,023	952	880	933	<i>Manufacture of condensed, powdered and evaporated milk</i>
67	66	64	67	58	60	61	67	70	71	75	<i>Other industry</i>
904	897	915	872	931	955	936	970	896	891	919	<b>Manufacture of grain mill products, starches and starch products</b>
444	432	432	400	470	470	468	493	426	427	437	<i>Rice milling</i>
427	433	451	443	434	457	441	451	445	438	456	<i>Flour milling</i>
33	33	31	29	27	27	26	26	25	26	25	<i>Other industry</i>
4,952	4,947	4,949	4,918	4,979	5,084	4,976	5,442	5,252	5,151	5,362	<b>Manufacture of other food products</b>
279	286	282	265	286	288	288	333	331	351	353	<i>Manufacture of biscuits and cookies</i>
1,011	1,005	1,077	1,146	1,094	1,163	1,108	1,265	1,234	1,181	1,212	<i>Manufacture of bread, cakes and other bakery products</i>
245	242	244	218	225	255	251	277	268	265	289	<i>Manufacture of snack products</i>
425	424	430	417	429	425	425	502	548	507	529	<i>Manufacture of sugar</i>
297	294	294	295	328	280	280	309	280	296	295	<i>Manufacture of cocoa products</i>
											<i>Manufacture of chocolate and chocolate products</i>
1,190	1,160	1,138	1,156	1,136	1,148	1,136	1,214	1,098	1,071	1,135	<i>Manufacture of sugar confectionery</i>
189	202	187	176	194	199	203	177	195	190	208	<i>Manufacture of sauces and condiments</i>
581	588	548	521	539	549	528	551	503	498	542	<i>Manufacture of other food products n.e.c.</i>
734	746	749	724	748	775	757	814	794	792	799	<i>Other industry</i>
1,439	1,385	1,404	1,400	1,432	1,518	1,616	1,698	1,680	1,712	1,711	<b>Manufacture of prepared animal feeds</b>
1,140	1,076	1,032	1,047	1,043	1,114	1,118	1,049	964	1,065	1,124	<b>Manufacture of beverages</b>
612	577	582	537	556	603	606	543	527	633	619	<i>Manufacture of soft drinks</i>
111	110	104	101	113	121	121	115	108	119	127	<i>Production of natural mineral waters and other bottled waters</i>
417	388	346	410	374	390	391	391	329	313	377	<i>Other industry</i>
301	323	303	394	349	452	359	376	262	258	286	<b>Manufacture of tobacco products</b>
514	539	572	510	465	506	486	510	490	470	478	<b>Spinning, weaving and finishing of textiles</b>
											<i>Preparation and spinning of textile fibres</i>
374	404	437	397	360	390	376	398	365	352	352	<i>Weaving of textiles</i>
137	131	131	110	101	113	107	109	122	115	123	<i>Dyeing, bleaching, printing and finishing of yarns and fabrics</i>
4	4	4	4	3	3	3	3	3	3	3	<i>Other industry</i>
433	443	445	473	473	469	459	459	462	455	462	<b>Manufacture of other textiles</b>
195	196	194	194	195	195	190	189	190	181	184	<i>Manufacture of knitted and crocheted fabrics</i>
238	247	250	279	278	274	269	270	272	274	278	<i>Other industry</i>
732	795	823	800	806	804	761	769	733	774	746	<b>Manufacture of wearing apparel, except fur apparel</b>
643	701	737	704	703	689	674	685	650	693	668	<i>Manufacture of clothings</i>
89	94	86	97	102	115	87	84	83	81	78	<i>Other industry</i>
38	39	35	39	41	42	37	37	37	36	35	<b>Manufacture of articles of fur, knitted and crocheted apparel</b>
											<b>Tanning and dressing of leather; manufacture of luggage, handbags, saddlery and harness; dressing and dyeing of fur</b>
179	197	175	171	165	173	151	151	137	140	154	
69	69	71	74	69	72	73	70	67	69	75	<b>Manufacture of footwear</b>
											<i>Manufacture of leather footwear</i>
46	47	47	49	44	46	46	45	44	45	50	<i>Manufacture of rubber footwear</i>
22	22	24	25	25	27	26	25	23	24	25	<i>Other industry</i>
597	591	637	618	631	716	560	452	366	382	555	<b>Sawmilling and planning of wood</b>

Jadual  
Table **1.4a** : Nilai Jualan Sektor Pembuatan Mengikut Kumpulan  
: Sales Value of Manufacturing Sector by Group

Kod Kumpulan Group code	Keterangan Kumpulan/Tempoh	2021	2022	2022		
				Q1	Q2	Q3
<b>162</b>	<b>Pembuatan produk daripada kayu, gabus, jerami dan bahan jalinan lain</b>	<b>17,143</b>	<b>19,222</b>	<b>5,871</b>	<b>3,758</b>	<b>4,191</b>
16211	Pembuatan kepingan venier dan papan lapis	8,271	9,087	2,821	1,705	1,903
16212	Pembuatan papan partikel dan papan gentian	5,226	5,885	1,758	1,169	1,329
16221	Pertukangan kayu untuk jurubina	1,893	2,156	652	431	470
	Industri lain	1,752	2,094	640	454	489
<b>170</b>	<b>Pembuatan kertas dan produk kertas</b>	<b>25,788</b>	<b>28,260</b>	<b>6,810</b>	<b>7,041</b>	<b>7,246</b>
17010	Pembuatan pulpa, kertas dan kertas tebal	5,188	5,903	1,494	1,444	1,475
17020	Pembuatan kertas gelugur dan kertas tebal dan bekas daripada kertas dan kertas tebal	10,480	10,746	2,493	2,684	2,803
17091	Pembuatan sampul surat dan kad surat	326	374	79	86	102
17092	Pembuatan kertas kegunaan rumah dan pembersih peribadi	5,154	5,998	1,523	1,515	1,490
17093	Pembuatan kertas bergam atau pelekat yang berjalur atau bergulung dan label dan kertas dinding	2,797	3,284	735	835	888
	Industri lain	1,843	1,955	486	476	488
<b>181 &amp; 182</b>	<b>Percetakan, aktiviti perkhidmatan berkaitan percetakan dan penerbitan semula media rakaman</b>	<b>12,098</b>	<b>13,709</b>	<b>3,547</b>	<b>3,273</b>	<b>3,216</b>
18110	Percetakan	9,747	10,953	2,919	2,646	2,577
18120 &	Aktiviti perkhidmatan berkaitan percetakan					
18200	Penerbitan semula media rakaman	2,351	2,756	628	628	639
<b>192 (19201 &amp; 19202)</b>	<b>Pembuatan produk petroleum bertapis</b>	<b>175,557</b>	<b>249,901</b>	<b>45,669</b>	<b>60,286</b>	<b>75,616</b>
<b>201</b>	<b>Pembuatan kimia asas, baja dan sebatian nitrogen, plastik dan getah sintetik dalam bentuk primer</b>	<b>73,682</b>	<b>74,078</b>	<b>20,084</b>	<b>17,918</b>	<b>18,339</b>
20111	Pembuatan gas perindustrian atau perubatan bukan organik dalam bentuk cecair atau mampat	2,419	2,036	333	536	577
20112 &	Pembuatan kimia organik asas					
20113	Pembuatan sebatian bukan organik	38,505	38,698	10,674	9,021	9,784
20121 &	Pembuatan baja					
20129	Pembuatan produk campuran nitrogen	4,968	5,859	1,669	1,464	1,387
20131	Pembuatan plastik dalam bentuk primer	24,184	21,813	6,104	5,562	4,997
	Industri lain	3,607	5,671	1,304	1,334	1,595
<b>202 &amp; 203</b>	<b>Pembuatan produk kimia lain dan serat buatan manusia</b>	<b>28,646</b>	<b>37,507</b>	<b>8,940</b>	<b>8,694</b>	<b>9,643</b>
20210	Pembuatan racun perosak dan produk agrokimia lain	2,681	4,109	1,047	920	930
20221	Pembuatan cat, varnis dan penyadur dan mastik	7,653	10,181	2,629	2,464	2,479
20222	Pembuatan dakwat cetak	989	1,149	296	293	278
20231 &	Pembuatan sabun dan bahan pencuci, penyediaan membersihkan dan mengilap					
20232	Pembuatan pewangi dan penyediaan dandanan diri	10,633	13,833	3,126	3,138	3,838
20291 &	Pembuatan plat fotografi, filem, sensitized paper dan other sensitized unexposed materials					
20292 &	Pembuatan dakwat menulis dan melukis					
20299	Pembuatan produk kimia lain t.t.t.l.	6,066	7,509	1,689	1,715	1,905
	Industri lain	625	726	152	165	212
<b>210</b>	<b>Pembuatan produk farmaseutikal, kimia perubatan dan botani</b>	<b>9,185</b>	<b>10,181</b>	<b>2,412</b>	<b>2,501</b>	<b>2,695</b>
21001	Pembuatan bahan aktif ubat-ubatan untuk digunakan oleh bidang farmakologi dalam pembuatan ubat-ubatan	7,645	8,413	2,022	2,092	2,223
	Industri lain	1,540	1,768	390	409	472
<b>221</b>	<b>Pembuatan produk getah</b>	<b>86,432</b>	<b>65,736</b>	<b>16,499</b>	<b>18,756</b>	<b>15,766</b>
22111	Pembuatan tayar getah untuk kenderaan	5,509	4,203	1,275	1,222	954
22112	Pembuatan bunga tayar yang boleh ditukar ganti dan tayar celup	666	682	162	168	179
22191 &	Pembuatan produk lain daripada getah asli atau sintetik, tidak divulkan, divulkan atau dikeraskan					
22193	Pengilangan semula getah dan prosesan susu getah	7,914	7,313	1,644	1,996	1,918
22192	Pembuatan sarung tangan getah	65,418	46,911	11,813	13,687	11,021
22199	Pembuatan produk getah lain yang t.t.t.l.	6,925	6,626	1,606	1,684	1,693
<b>222</b>	<b>Pembuatan produk plastik</b>	<b>58,617</b>	<b>61,804</b>	<b>14,652</b>	<b>16,028</b>	<b>15,866</b>
22201 &	Pembuatan produk plastik separa siap					
22202	Pembuatan produk plastik siap	17,691	16,740	3,949	4,554	4,314
22203	Pembuatan artikel plastik untuk pembungkusan barangan	16,599	21,473	4,569	5,526	5,751
22204	Pembuatan barangan plastik jurubina	1,810	2,163	486	568	577
22205	Pembuatan pinggan mangkuk, peralatan dapur dan barangan tandas daripada plastik	4,658	7,037	1,584	1,784	1,880
22209	Pembuatan pelbagai produk plastik t.t.t.l.	17,859	14,390	4,065	3,595	3,343
<b>231 (23101 &amp; 23102 &amp; 23109)</b>	<b>Pembuatan kaca dan produk kaca</b>	<b>5,162</b>	<b>5,410</b>	<b>1,483</b>	<b>1,331</b>	<b>1,263</b>

2023		2022		2023		Group Description/Period
Q4	Q1	Q2	(Jan. - Ogo.)	(Jan. - Ogo.)		
5,402	5,538	3,598	12,161	11,475		<b>Manufacture of products of wood, cork, straw and plaiting materials</b>
2,659	2,846	1,779	5,633	5,756		Manufacture of veneer sheets and plywood
1,629	1,543	1,046	3,727	3,257		Manufacture of particle board and fibreboard
604	621	394	1,390	1,305		Manufacture of builders' carpentry
511	527	380	1,411	1,157		Other industry
7,163	7,561	7,377	18,638	19,786		<b>Manufacture of paper and paper products</b>
1,489	1,471	1,339	3,917	3,706		Manufacture of pulp, paper and paperboard
2,767	2,688	2,527	7,028	6,860		Manufacture of corrugated paper and paperboard and containers of paper and paperboard
107	102	95	231	257		Manufacture of envelopes and letter-card
1,470	1,740	1,725	4,005	4,592		Manufacture of household and personal hygiene paper
826	941	1,019	2,169	2,605		Manufacture of gummed or adhesive paper in strips or rolls and labels and wall paper
505	618	672	1,289	1,767		Other industry
3,673	3,812	3,452	8,947	9,556		<b>Printing, service activities related to printing and reproduction of recorded media</b>
2,812	2,899	2,677	7,264	7,378		Printing
861	913	776	1,682	2,178		Service activities related to printing
						Reproduction of recorded media
68,330	55,680	56,542	156,610	151,429		<b>Manufacture of refined petroleum products</b>
17,737	18,784	16,292	50,531	46,265		<b>Manufacture of basic chemicals, fertilizer and nitrogen compounds, plastics and synthetic rubber in primary forms</b>
590	529	385	1,268	1,166		Manufacture of liquefied or compressed inorganic industrial or medical gases
9,219	9,870	7,970	26,399	23,388		Manufacture of basic organic chemicals
1,339	1,417	1,241	4,069	3,390		Manufacture of inorganic compounds
5,150	5,553	5,399	15,091	14,735		Manufacture of fertilizers
1,438	1,415	1,298	3,704	3,587		Manufacture of associated nitrogen products
10,230	10,849	10,495	23,942	28,876		Manufacture of plastics in primary forms
1,212	1,246	1,209	2,565	3,341		Other industry
2,609	3,126	3,314	6,741	8,841		<b>Manufacture of other chemical products and man-made fibres</b>
282	293	281	779	765		Manufacture of pesticides and other agrochemical products
3,731	3,845	3,646	8,771	10,172		Manufacture of paints, varnishes and similar coatings ink and mastics
						Manufacture of printing ink
						Manufacture of soap and detergents, cleaning and polishing preparations
						Manufacture of perfumes and toilet preparations
						Manufacture of photographic plates, films, sensitized paper and other sensitized unexposed materials
2,199	2,128	1,885	4,631	5,280		Manufacture of writing and drawing ink
						Manufacture of other chemical products n.e.c.
197	210	161	456	476		Other industry
2,573	2,702	2,629	6,693	7,120		<b>Manufacture of pharmaceuticals, medicinal chemical and botanical products</b>
2,076	2,218	2,186	5,587	5,858		Manufacture of medicinal active substances to be used for their pharmacological properties in the manufacture of medicaments
498	484	443	1,106	1,262		Other industry
14,715	14,721	16,387	45,987	40,776		<b>Manufacture of rubber products</b>
753	747	694	3,185	1,865		Manufacture of rubber tyres for vehicles
174	210	213	449	562		Manufacture of interchangeable tyre treads and retreading rubber tyres
1,755	1,504	1,475	4,985	3,948		Manufacture of other products of natural or synthetic rubber, unvulcanized, vulcanized or hardened
10,391	10,824	12,555	32,949	30,492		Rubber remilling and latex processing
1,642	1,436	1,449	4,419	3,909		Manufacture of rubber gloves
15,258	14,170	15,832	41,284	40,551		Manufacture of other rubber products n.e.c.
3,923	3,823	4,204	11,416	10,686		<b>Manufacture of plastics products</b>
5,627	4,817	5,424	13,930	13,887		Manufacture of semi-manufactures of plastic products
532	622	760	1,437	1,937		Manufacture of finished plastic products
1,789	1,718	2,136	4,604	5,194		Manufacture of plastic articles for the packing of goods
3,387	3,190	3,308	9,896	8,847		Manufacture of builders' plastics ware
						Manufacture of plastic tableware, kitchenware and toilet articles
						Manufacture of diverse plastic products n.e.c.
1,333	1,412	1,304	3,709	3,551		<b>Manufacture of glass and glass products</b>

Jadual Table **1.4a** : Nilai Jualan Sektor Pembuatan Mengikut Kumpulan (samb.)  
: Sales Value of Manufacturing Sector by Group (cont.)

Kod Kumpulan Group code	Keterangan Kumpulan/Tempoh	2022									
		Jan.	Feb.	Mac	Apr.	Mei	Jun	Jul.	Ogo.	Sep.	
<b>162</b>	<b>Pembuatan produk daripada kayu, gabus, jerami dan bahan jalinan lain</b>	<b>1,989</b>	<b>1,824</b>	<b>2,058</b>	<b>1,579</b>	<b>1,108</b>	<b>1,072</b>	<b>1,076</b>	<b>1,455</b>	<b>1,660</b>	
16211	Pembuatan kepingan venier dan papan lapis	928	892	1,001	738	490	476	465	643	796	
16212	Pembuatan papan partikel dan papan gentian	600	525	634	489	354	326	342	458	529	
16221	Pertukangan kayu untuk jurubina	235	209	207	165	133	132	138	170	162	
	Industri lain	226	198	216	187	131	137	132	184	173	
<b>170</b>	<b>Pembuatan kertas dan produk kertas</b>	<b>2,258</b>	<b>2,143</b>	<b>2,409</b>	<b>2,477</b>	<b>2,251</b>	<b>2,312</b>	<b>2,331</b>	<b>2,456</b>	<b>2,459</b>	
17010	Pembuatan pulpa, kertas dan kertas tebal	505	471	518	534	454	457	474	504	497	
17020	Pembuatan kertas gelugur dan kertas tebal dan bekas daripada kertas dan kertas tebal	825	785	882	954	863	866	904	948	952	
17091	Pembuatan sampul surat dan kad surat	26	26	28	25	30	31	32	34	35	
17092	Pembuatan kertas kegunaan rumah dan pembersih peribadi	510	473	541	533	488	494	468	498	524	
17093	Pembuatan kertas bergam atau pelekat yang berjalur atau bergulung dan label dan kertas dinding	218	233	284	276	258	301	289	310	289	
	Industri lain	175	156	155	156	157	163	164	162	162	
<b>181 &amp; 182</b>	<b>Percetakan, aktiviti perkhidmatan berkaitan percetakan dan penerbitan semula media rakaman</b>	<b>1,223</b>	<b>1,165</b>	<b>1,158</b>	<b>1,159</b>	<b>1,053</b>	<b>1,061</b>	<b>1,072</b>	<b>1,054</b>	<b>1,090</b>	
18110	Percetakan	994	956	969	938	850	857	856	844	877	
18120	Aktiviti perkhidmatan berkaitan percetakan &	230	209	189	221	203	204	216	210	213	
18200	Penerbitan semula media rakaman										
<b>192 (19201 &amp; 19202)</b>	<b>Pembuatan produk petroleum bertapis</b>	<b>17,255</b>	<b>13,325</b>	<b>15,090</b>	<b>17,952</b>	<b>18,912</b>	<b>23,423</b>	<b>24,989</b>	<b>25,665</b>	<b>24,961</b>	
<b>201</b>	<b>Pembuatan kimia asas, baja dan sebatian nitrogen, plastik dan getah sintetik dalam bentuk primer</b>	<b>6,664</b>	<b>6,536</b>	<b>6,884</b>	<b>5,828</b>	<b>5,940</b>	<b>6,150</b>	<b>6,151</b>	<b>6,377</b>	<b>5,811</b>	
20111	Pembuatan gas perindustrian atau perubatan bukan organik dalam bentuk cecair atau mampat	132	107	94	156	184	196	191	207	178	
20112	Pembuatan kimia organik asas &	3,544	3,511	3,618	2,830	3,042	3,149	3,271	3,433	3,080	
20113	Pembuatan sebatian bukan organik										
20121	Pembuatan baja &	567	533	569	506	492	466	461	474	451	
20129	Pembuatan produk campuran nitrogen										
20131	Pembuatan plastik dalam bentuk primer	1,978	1,958	2,168	1,890	1,789	1,884	1,733	1,691	1,573	
	Industri lain	443	426	435	447	433	455	495	572	529	
<b>202 &amp; 203</b>	<b>Pembuatan produk kimia lain dan serat buatan manusia</b>	<b>2,976</b>	<b>2,901</b>	<b>3,063</b>	<b>2,975</b>	<b>2,743</b>	<b>2,976</b>	<b>2,981</b>	<b>3,327</b>	<b>3,335</b>	
20210	Pembuatan racun perosak dan produk agrokimia lain	350	333	364	338	280	301	277	321	333	
20221	Pembuatan cat, varnis dan penyadur dan mastik	906	858	865	829	804	831	796	852	832	
20222	Pembuatan dakwat cetak	102	97	97	101	93	98	93	98	88	
20231	Pembuatan sabun dan bahan pencuci, penyediaan membersihkan dan mengilap &	1,009	1,006	1,112	1,074	937	1,127	1,171	1,335	1,331	
20232	Pembuatan pewangi dan penyediaan dandanan diri										
20291	Pembuatan plat fotografi, filem, sensitized paper dan other sensitized unexposed materials &	560	557	573	588	570	557	578	649	678	
20292	Pembuatan dakwat menulis dan melukis &										
20299	Pembuatan produk kimia lain t.t.t.l. Industri lain	50	51	51	45	58	62	66	73	73	
<b>210</b>	<b>Pembuatan produk farmaseutikal, kimia perubatan dan botani</b>	<b>819</b>	<b>764</b>	<b>829</b>	<b>834</b>	<b>752</b>	<b>915</b>	<b>888</b>	<b>893</b>	<b>914</b>	
21001	Pembuatan bahan aktif ubat-ubatan untuk digunakan oleh bidang farmakologi dalam pembuatan ubat-ubatan	688	637	697	706	629	757	736	737	751	
	Industri lain	131	127	131	128	123	158	152	156	164	
<b>221</b>	<b>Pembuatan produk getah</b>	<b>5,166</b>	<b>4,761</b>	<b>6,573</b>	<b>6,609</b>	<b>6,077</b>	<b>6,070</b>	<b>5,711</b>	<b>5,020</b>	<b>5,034</b>	
22111	Pembuatan tayar getah untuk kenderaan	428	409	437	451	367	404	389	300	265	
22112	Pembuatan bunga tayar yang boleh ditukar ganti dan tayar celup	56	50	56	54	52	62	61	58	60	
22191	Pembuatan produk lain daripada getah asli atau sintetik, tidak divulkan, divulkan atau dikeraskan &	548	520	577	704	594	698	682	663	574	
22193	Pengilangan semula getah dan prosesan susu getah										
22192	Pembuatan sarung tangan getah	3,604	3,283	4,926	4,802	4,550	4,335	4,017	3,433	3,571	
22199	Pembuatan produk getah lain yang t.t.t.l.	530	499	577	598	514	572	563	566	565	
<b>222</b>	<b>Pembuatan produk plastik</b>	<b>4,846</b>	<b>4,635</b>	<b>5,171</b>	<b>5,714</b>	<b>5,118</b>	<b>5,196</b>	<b>5,253</b>	<b>5,351</b>	<b>5,262</b>	
22201	Pembuatan produk plastik separa siap &	1,311	1,250	1,388	1,523	1,471	1,561	1,489	1,425	1,401	
22202	Pembuatan produk plastik siap										
22203	Pembuatan artikel plastik untuk pembungkusan barangan	1,525	1,470	1,574	1,865	1,824	1,837	1,859	1,976	1,916	
22204	Pembuatan barangan plastik jurubina	162	141	184	190	187	190	185	199	193	
22205	Pembuatan pinggan mangkuk, peralatan dapur dan barangan tandas daripada plastik	530	461	593	642	578	564	636	600	645	
22209	Pembuatan pelbagai produk plastik t.t.t.l.	1,318	1,313	1,434	1,494	1,057	1,043	1,085	1,151	1,107	
<b>231 (23101 &amp; 23102 &amp; 23109)</b>	<b>Pembuatan kaca dan produk kaca</b>	<b>464</b>	<b>505</b>	<b>513</b>	<b>464</b>	<b>459</b>	<b>408</b>	<b>468</b>	<b>428</b>	<b>368</b>	

2023											Group Description/Period
Okt.	Nov.	Dis.	Jan.	Feb.	Mac	Apr.	Mei	Jun	Jul.	Ogo.	
<b>1,767</b>	<b>1,826</b>	<b>1,809</b>	<b>1,862</b>	<b>1,784</b>	<b>1,891</b>	<b>1,466</b>	<b>1,159</b>	<b>972</b>	<b>970</b>	<b>1,370</b>	<b>Manufacture of products of wood, cork, straw and plaiting materials</b>
858	921	880	960	917	969	741	569	468	460	672	Manufacture of veneer sheets and plywood
543	537	549	505	498	540	419	344	282	282	386	Manufacture of particle board and fibreboard
200	195	209	221	196	203	156	125	114	122	168	Manufacture of builders' carpentry
166	173	171	176	173	179	151	121	108	106	144	Other industry
<b>2,442</b>	<b>2,350</b>	<b>2,372</b>	<b>2,418</b>	<b>2,505</b>	<b>2,639</b>	<b>2,584</b>	<b>2,437</b>	<b>2,356</b>	<b>2,354</b>	<b>2,495</b>	<b>Manufacture of paper and paper products</b>
540	477	472	498	512	461	458	467	414	417	478	Manufacture of pulp, paper and paperboard
936	923	908	868	878	942	888	845	794	806	839	Manufacture of corrugated paper and paperboard and containers of paper and paperboard
37	35	35	36	31	35	33	31	31	30	30	Manufacture of envelopes and letter-card
480	476	514	540	566	634	616	566	543	540	587	Manufacture of household and personal hygiene paper
287	273	265	282	309	350	369	298	351	327	317	Manufacture of gummed or adhesive paper in strips or rolls and labels and wall paper
161	165	179	193	209	216	219	230	223	233	244	Other industry
<b>1,070</b>	<b>1,323</b>	<b>1,280</b>	<b>1,262</b>	<b>1,284</b>	<b>1,266</b>	<b>1,189</b>	<b>1,132</b>	<b>1,131</b>	<b>1,143</b>	<b>1,148</b>	<b>Printing, service activities related to printing and reproduction of recorded media</b>
849	1,012	951	948	969	982	923	875	879	899	904	Printing
221	311	329	314	315	284	266	257	252	245	244	Service activities related to printing
											Reproduction of recorded media
<b>24,433</b>	<b>23,259</b>	<b>20,637</b>	<b>21,738</b>	<b>16,662</b>	<b>17,279</b>	<b>18,063</b>	<b>19,413</b>	<b>19,065</b>	<b>18,598</b>	<b>20,610</b>	<b>Manufacture of refined petroleum products</b>
<b>5,568</b>	<b>5,932</b>	<b>6,237</b>	<b>6,184</b>	<b>6,168</b>	<b>6,432</b>	<b>5,444</b>	<b>5,510</b>	<b>5,338</b>	<b>5,404</b>	<b>5,784</b>	<b>Manufacture of basic chemicals, fertilizer and nitrogen compounds, plastics and synthetic rubber in primary forms</b>
180	196	215	198	177	154	132	137	116	128	124	Manufacture of liquefied or compressed inorganic industrial or medical gases
2,889	3,008	3,323	3,255	3,264	3,351	2,778	2,602	2,590	2,646	2,902	Manufacture of basic organic chemicals
436	436	467	485	455	477	425	463	353	349	383	Manufacture of inorganic compounds
1,586	1,798	1,765	1,774	1,804	1,975	1,676	1,874	1,850	1,863	1,919	Manufacture of fertilizers
479	494	466	473	468	474	434	435	429	419	455	Manufacture of associated nitrogen products
<b>3,197</b>	<b>3,412</b>	<b>3,621</b>	<b>3,618</b>	<b>3,460</b>	<b>3,771</b>	<b>3,282</b>	<b>3,591</b>	<b>3,622</b>	<b>3,665</b>	<b>3,868</b>	<b>Manufacture of other chemical products and man-made fibres</b>
335	404	473	435	389	423	394	378	436	435	452	Manufacture of pesticides and other agrochemical products
798	872	938	982	984	1,160	999	1,153	1,163	1,143	1,258	Manufacture of paints, varnishes and similar coatings ink and mastics
87	96	99	101	96	96	90	95	95	96	95	Manufacture of printing ink
1,229	1,239	1,262	1,245	1,244	1,357	1,120	1,270	1,255	1,305	1,377	Manufacture of soap and detergents, cleaning and polishing preparations
683	738	778	785	681	662	618	643	624	627	641	Manufacture of perfumes and toilet preparations
65	63	69	71	66	72	60	53	48	60	45	Manufacture of photographic plates, films, sensitized paper and other sensitized unexposed materials
<b>879</b>	<b>860</b>	<b>834</b>	<b>875</b>	<b>885</b>	<b>942</b>	<b>898</b>	<b>821</b>	<b>910</b>	<b>885</b>	<b>905</b>	<b>Manufacture of pharmaceuticals, medicinal chemical and botanical products</b>
723	687	665	719	725	774	756	682	748	717	737	Manufacture of medicinal active substances to be used for their pharmacological properties in the manufacture of medicaments
156	173	169	156	159	168	142	139	162	167	168	Other industry
<b>5,130</b>	<b>4,873</b>	<b>4,712</b>	<b>4,562</b>	<b>4,251</b>	<b>5,907</b>	<b>5,670</b>	<b>5,446</b>	<b>5,270</b>	<b>5,092</b>	<b>4,577</b>	<b>Manufacture of rubber products</b>
257	248	249	254	239	254	226	239	229	224	201	Manufacture of rubber tyres for vehicles
57	58	59	61	71	78	68	73	72	68	70	Manufacture of interchangeable tyre treads and retreading rubber tyres
602	575	578	509	463	531	490	497	488	496	473	Manufacture of other products of natural or synthetic rubber, unvulcanized, vulcanized or hardened
3,647	3,457	3,287	3,259	3,024	4,542	4,403	4,167	3,984	3,782	3,332	Rubber remilling and latex processing
568	536	539	479	454	503	483	470	497	522	501	Manufacture of rubber gloves
<b>5,071</b>	<b>5,104</b>	<b>5,083</b>	<b>4,539</b>	<b>4,530</b>	<b>5,101</b>	<b>5,306</b>	<b>5,533</b>	<b>4,993</b>	<b>5,287</b>	<b>5,263</b>	<b>Manufacture of plastics products</b>
1,331	1,289	1,304	1,210	1,240	1,373	1,371	1,464	1,368	1,358	1,302	Manufacture of semi-manufactures of plastic products
1,882	1,886	1,859	1,565	1,555	1,698	1,799	1,921	1,703	1,842	1,803	Manufacture of finished plastic products
172	177	183	162	201	260	254	264	241	276	279	Manufacture of plastic articles for the packing of goods
615	597	577	560	507	651	721	714	702	676	664	Manufacture of builders' plastics ware
1,072	1,155	1,160	1,043	1,028	1,120	1,161	1,169	978	1,134	1,215	Manufacture of plastic tableware, kitchenware and toilet articles
<b>384</b>	<b>461</b>	<b>489</b>	<b>474</b>	<b>454</b>	<b>484</b>	<b>447</b>	<b>445</b>	<b>412</b>	<b>419</b>	<b>417</b>	<b>Manufacture of glass and glass products</b>



Jadual Table **1.4a** : Nilai Jualan Sektor Pembuatan Mengikut Kumpulan  
: Sales Value of Manufacturing Sector by Group

Kod Kumpulan Group code	Keterangan Kumpulan/Tempoh	2021	2022	2022		
				Q1	Q2	Q3
<b>239</b>	<b>Pembuatan pengeluaran galian bukan logam t.t.t.l.</b>	<b>37,611</b>	<b>43,875</b>	<b>11,706</b>	<b>10,490</b>	<b>10,435</b>
23911	Pembuatan mortar refraktori dan konkrit					
&		2,146	2,277	680	519	511
23921	Pembuatan seramik bukan refraktori					
23930	Pembuatan produk porselin dan seramik lain	1,006	1,089	269	283	273
23941	Pembuatan simen hidraulik	8,946	10,925	2,768	2,612	2,609
23951	Pembuatan konkrit dan mortar siap bancuh dan bancuhan kering	6,617	8,191	2,122	1,967	1,987
23952	Pembuatan konkrit pratuangan, simen atau artikel batu buatan yang digunakan dalam pembinaan;					
&						
23953	Pembuatan komponen struktur pasang siap untuk bangunan atau kejuruteraan awam dari simen, batu atau konkrit buatan	14,056	15,461	4,294	3,675	3,619
&						
23959	Pembuatan artikel konkrit, simen dan plaster lain t.t.t.l.					
23990	Pembuatan produk mineral bukan logam lain t.t.t.l.	3,624	4,414	1,147	1,071	1,079
	Industri lain	1,216	1,518	426	361	358
<b>241</b> ( <b>24101 &amp;</b> <b>24102 &amp;</b> <b>24103 &amp;</b> <b>24104 &amp;</b> <b>24109</b> )	<b>Pembuatan besi dan keluli asas</b>	<b>26,476</b>	<b>29,018</b>	<b>7,764</b>	<b>6,323</b>	<b>6,804</b>
<b>242</b> ( <b>24201 &amp;</b> <b>24202 &amp;</b> <b>24209</b> )	<b>Pembuatan logam asas berharga dan logam bukan ferus lain</b>	<b>22,575</b>	<b>24,571</b>	<b>6,647</b>	<b>5,507</b>	<b>5,545</b>
<b>243</b>	<b>Pengacuan logam</b>	<b>514</b>	<b>620</b>	<b>148</b>	<b>157</b>	<b>147</b>
<b>251 &amp;</b> <b>252</b>	<b>Pembuatan produk struktur logam, tangki, takungan, penjana wap, senjata dan peluru</b>	<b>24,551</b>	<b>28,731</b>	<b>7,616</b>	<b>6,987</b>	<b>6,719</b>
25113	Pembuatan pintu, tingkap dan bingkai, penutup tingkap dan & pintu pagar daripada logam	17,192	20,096	5,581	4,850	4,582
25119	Pembuatan produk struktur logam lain					
25120	Pembuatan tangki, takungan dan kontena daripada logam	6,640	7,862	1,841	1,963	1,939
	Industri lain	718	773	194	174	199
<b>259</b>	<b>Pembuatan lain-lain produk yang direka daripada logam; aktiviti perkhidmatan kerja logam</b>	<b>32,456</b>	<b>35,818</b>	<b>9,091</b>	<b>9,123</b>	<b>8,413</b>
25910	Tempaan, tekanan, hentakan dan bentuk gelekkan logam; serbuk metalurgi	4,189	5,194	1,247	1,273	1,313
25920	Rawatan dan penyalutan logam; menggunakan mesin	2,920	3,556	834	851	863
25991	Pembuatan tin untuk produk makanan dan minuman, tiub dan kotak boleh dilipat	5,995	5,846	1,576	1,421	1,435
25992	Pembuatan kabel, plaited bands (jalur/pita berpintal) dan artikel seumpamanya daripada logam					
&						
25993	Pembuatan bolt, skru, nat dan produk uliran seumpamanya	11,842	12,166	3,418	3,273	2,591
25994	Pembuatan barangan rumah daripada logam	241	260	62	63	68
25999	Pembuatan produk lain yang direka daripada logam t.t.t.l.	6,529	7,898	1,732	2,033	1,929
	Industri lain	739	899	221	210	215
<b>261</b>	<b>Pembuatan komponen dan papan elektronik</b>	<b>268,522</b>	<b>346,163</b>	<b>78,482</b>	<b>80,304</b>	<b>93,471</b>
26101	Pembuatan diod, transistor dan alatan semikonduktor yang seumpamanya					
&						
26102	Pembuatan litar elektronik bersepadu dengan pemasangan mikro	154,125	206,533	49,034	48,639	54,376
26103	Pembuatan kapasitor dan perintang elektrik					
&						
26104	Pembuatan papan litar bercetak	105,853	128,538	27,015	29,057	36,179
&						
26105	Pembuatan komponen paparan					
26109	Pembuatan komponen lain untuk aplikasi elektronik	8,544	11,092	2,434	2,608	2,916
<b>262</b> ( <b>26201 &amp;</b> <b>26202</b> )	<b>Pembuatan komputer dan kelengkapan peranti</b>	<b>46,756</b>	<b>50,499</b>	<b>13,161</b>	<b>14,670</b>	<b>10,793</b>
<b>263/</b> <b>26300</b>	<b>Pembuatan peralatan komunikasi</b>	<b>14,469</b>	<b>14,515</b>	<b>3,645</b>	<b>3,500</b>	<b>3,542</b>
<b>264/</b> <b>26400</b>	<b>Pembuatan peralatan elektronik pengguna</b>	<b>38,593</b>	<b>42,850</b>	<b>11,003</b>	<b>10,095</b>	<b>11,235</b>
<b>265</b>	<b>Pembuatan kelengkapan mengukur, menguji, memandu arah dan kawalan; jam tangan dan jam</b>	<b>14,075</b>	<b>18,336</b>	<b>4,424</b>	<b>3,915</b>	<b>4,894</b>
26511	Pembuatan kelengkapan mengukur, menguji, memandu arah dan kawalan	12,238	16,116	3,944	3,372	4,297
&						
26512	Pembuatan kelengkapan kawalan proses perindustrian					
26520	Pembuatan jam tangan dan jam dan bahagiannya	1,837	2,220	480	543	597
<b>266/</b> <b>26600</b>	<b>Pembuatan peralatan penyinaran, perubatan elektro dan elektroterapeutik</b>	<b>7,829</b>	<b>5,147</b>	<b>996</b>	<b>1,307</b>	<b>1,398</b>



2023		2022		2023		Group Description/Period
Q4	Q1	Q2	(Jan. - Ogo.)	(Jan. - Ogo.)		
11,243	12,693	11,322	29,163	31,550		<b>Manufacture of non-metallic mineral products n.e.c.</b>
						Manufacture of refractory mortars and concretes
568	629	588	1,531	1,599		Manufacture of non-refractory ceramic
263	262	243	739	672		Manufacture of other porcelain and ceramic products
2,936	3,383	2,970	7,116	8,281		Manufacture of hydraulic cement
2,115	2,404	2,138	5,417	5,985		Manufacture of ready-mix and dry-mix concrete and mortars
						Manufacture of precast concrete, cement or artificial stone articles for use in construction
3,872	4,325	3,901	10,388	10,872		Manufacture of prefabricated structural components for building or civil engineering of cement, concrete or artificial stone
						Manufacture of other articles of concrete, cement and plaster n.e.c.
1,117	1,242	1,062	2,953	3,018		Manufacture of other non-metallic mineral products n.e.c.
373	449	419	1,020	1,122		Other industry
<b>8,127</b>	<b>8,308</b>	<b>6,719</b>	<b>18,136</b>	<b>19,335</b>		<b>Manufacture of basic iron and steel</b>
<b>6,873</b>	<b>6,819</b>	<b>5,533</b>	<b>15,513</b>	<b>15,499</b>		<b>Manufacture of basic precious and other non-ferrous metals</b>
<b>168</b>	<b>157</b>	<b>166</b>	<b>398</b>	<b>430</b>		<b>Casting of metals</b>
<b>7,409</b>	<b>8,155</b>	<b>8,090</b>	<b>19,119</b>	<b>21,294</b>		<b>Manufacture of structural metal products, tanks, reservoirs , steam generators , weapons and ammunition</b>
						Manufacture of metal doors, windows and their frames, shutters and gates
5,084	5,823	5,770	13,494	15,089		Manufacture of other structural metal products
						Manufacture of tanks, reservoirs and containers of metal
2,119	2,106	2,113	5,117	5,634		Other industry
206	226	207	507	571		Other industry
<b>9,191</b>	<b>9,607</b>	<b>9,275</b>	<b>23,790</b>	<b>24,942</b>		<b>Manufacture of other fabricated metal products; metal working service activities</b>
						Forging, pressing, stamping and roll-forming of metal; powder metallurgy
1,360	1,347	1,350	3,387	3,619		Treatment and coating of metals; machining
1,008	1,117	942	2,239	2,638		Manufacture of tins and cans for food products, collapsible tubes and boxes
1,415	1,467	1,461	3,949	3,953		Manufacture of metal cable, plaited bands and similar articles
						Manufacture of bolts, screws, nuts and similar threaded products
2,884	3,078	2,970	8,445	7,926		Manufacture of metal household articles
67	73	72	171	194		Manufacture of any other fabricated metal products n.e.c.
2,204	2,217	2,176	5,024	5,785		Other industry
253	308	305	575	828		Other industry
<b>93,905</b>	<b>91,403</b>	<b>86,283</b>	<b>217,543</b>	<b>236,624</b>		<b>Manufacture of electronic components and boards</b>
						Manufacture of diodes, transistors and similar semiconductor devices
54,483	51,831	47,614	132,226	133,738		Manufacture of electronic integrated circuits micro assemblies
						Manufacture of electrical capacitors and resistors
36,288	36,755	35,195	78,501	94,059		Manufacture of printed circuit boards
						Manufacture of display components
3,134	2,817	3,475	6,816	8,827		Manufacture of other components for electronic applications
<b>11,874</b>	<b>12,823</b>	<b>14,482</b>	<b>35,846</b>	<b>36,251</b>		<b>Manufacture of computers and peripheral equipment</b>
<b>3,828</b>	<b>4,038</b>	<b>5,251</b>	<b>9,234</b>	<b>12,932</b>		<b>Manufacture of communication equipment</b>
<b>10,516</b>	<b>9,986</b>	<b>9,727</b>	<b>28,205</b>	<b>27,090</b>		<b>Manufacture of consumer electronics</b>
<b>5,103</b>	<b>4,552</b>	<b>3,959</b>	<b>11,521</b>	<b>11,535</b>		<b>Manufacture of measuring, testing, navigating and control equipment; watches and clocks</b>
						Manufacture of measuring, testing, navigating and control equipment
4,503	4,103	3,521	10,094	10,269		Manufacture of industrial process control equipment
600	448	438	1,428	1,266		Manufacture of watches and clocks and parts
<b>1,446</b>	<b>1,273</b>	<b>1,203</b>	<b>3,263</b>	<b>3,349</b>		<b>Manufacture of irradiation, electromedical and electrotherapeutic equipment</b>

Jadual Table **1.4a** : Nilai Jualan Sektor Pembuatan Mengikut Kumpulan (samb.)  
: Sales Value of Manufacturing Sector by Group (cont.)

Kod Kumpulan Group code	Keterangan Kumpulan/Tempoh	2022								
		Jan.	Feb.	Mac	Apr.	Mei	Jun	Jul.	Ogo.	Sep.
<b>239</b>	<b>Pembuatan pengeluaran galian bukan logam t.t.t.l.</b>	<b>3,961</b>	<b>3,758</b>	<b>3,988</b>	<b>3,723</b>	<b>3,332</b>	<b>3,434</b>	<b>3,441</b>	<b>3,527</b>	<b>3,468</b>
23911	Pembuatan mortar refraktori dan konkrit &									
23921	Pembuatan seramik bukan refraktori	233	218	229	177	154	188	168	165	178
23930	Pembuatan produk porselin dan seramik lain	90	90	88	93	94	96	95	90	87
23941	Pembuatan simen hidraulik	885	914	969	933	833	846	847	889	873
23951	Pembuatan konkrit dan mortar siap bancuh dan bancuhan kering	724	676	723	662	651	655	650	678	659
23952	Pembuatan konkrit pratuangan, simen atau artikel batu buatan yang digunakan dalam pembinaan;									
23953	Pembuatan komponen struktur pasang siap untuk bangunan atau kejuruteraan awam dari simen, batu atau konkrit buatan	1,513	1,354	1,428	1,371	1,148	1,156	1,190	1,228	1,200
23959	Pembuatan artikel konkrit, simen dan plaster lain t.t.t.l.									
23990	Pembuatan produk mineral bukan logam lain t.t.t.l.	374	369	404	361	331	379	377	357	345
	Industri lain	143	136	147	125	121	115	113	119	126
<b>241</b> ( 24101 & 24102 & 24103 & 24104 & 24109 )	<b>Pembuatan besi dan keluli asas</b>	<b>2,763</b>	<b>2,434</b>	<b>2,567</b>	<b>2,392</b>	<b>2,068</b>	<b>1,864</b>	<b>1,741</b>	<b>2,308</b>	<b>2,755</b>
<b>242</b> ( 24201 & 24202 & 24209 )	<b>Pembuatan logam asas berharga dan logam bukan ferus lain</b>	<b>2,193</b>	<b>2,214</b>	<b>2,239</b>	<b>2,201</b>	<b>1,739</b>	<b>1,566</b>	<b>1,565</b>	<b>1,795</b>	<b>2,185</b>
243	Pengacuan logam	49	47	52	55	52	49	42	51	54
<b>251 &amp; 252</b>	<b>Pembuatan produk struktur logam, tangki, takungan, penjana wap, senjata dan peluru</b>	<b>2,764</b>	<b>2,414</b>	<b>2,438</b>	<b>2,322</b>	<b>2,248</b>	<b>2,416</b>	<b>2,262</b>	<b>2,254</b>	<b>2,203</b>
25113	Pembuatan pintu, tingkap dan bingkai, penutup tingkap dan pintu pagar daripada logam	2,050	1,747	1,784	1,605	1,590	1,655	1,545	1,518	1,519
25119	Pembuatan produk struktur logam lain									
25120	Pembuatan tangki, takungan dan kontena daripada logam	644	606	591	661	603	700	653	660	626
	Industri lain	70	61	63	56	56	62	64	76	59
<b>259</b>	<b>Pembuatan lain-lain produk yang direka daripada logam; aktiviti perkhidmatan kerja logam</b>	<b>3,135</b>	<b>2,937</b>	<b>3,019</b>	<b>3,296</b>	<b>2,933</b>	<b>2,894</b>	<b>2,766</b>	<b>2,809</b>	<b>2,838</b>
25910	Tempaan, tekanan, hentakan dan bentuk gelekkan logam; serbuk metalurgi	414	402	431	432	411	430	428	440	446
25920	Rawatan dan penyalutan logam; menggunakan mesin	280	263	292	301	263	287	291	262	310
25991	Pembuatan tin untuk produk makanan dan minuman, tiub dan kotak boleh dilipat	563	510	503	499	437	484	463	489	483
25992	Pembuatan kabel, plaited bands (jalur/pita berpintal) dan artikel seumpamanya daripada logam									
25993	Pembuatan bolt, skru, nat dan produk uliran seumpamanya	1,189	1,093	1,135	1,178	1,115	980	889	865	837
25994	Pembuatan barangan rumah daripada logam	21	19	23	20	21	22	24	22	22
25999	Pembuatan produk lain yang direka daripada logam t.t.t.l.	586	585	561	789	620	625	601	657	670
	Industri lain	82	65	74	76	67	66	71	73	71
<b>261</b>	<b>Pembuatan komponen dan papan elektronik</b>	<b>23,010</b>	<b>25,642</b>	<b>29,831</b>	<b>25,077</b>	<b>25,890</b>	<b>29,337</b>	<b>27,703</b>	<b>31,054</b>	<b>34,715</b>
26101	Pembuatan diod, transistor dan alatan semikonduktor yang seumpamanya	14,304	15,972	18,758	15,650	15,284	17,705	16,260	18,293	19,824
26102	Pembuatan litar elektronik bersepadu dengan pemasangan mikro									
26103	Pembuatan kapasitor dan perintang elektrik									
26104	Pembuatan papan litar bercetak	7,881	8,932	10,202	8,625	9,731	10,701	10,597	11,832	13,749
26105	Pembuatan komponen paparan									
26109	Pembuatan komponen lain untuk aplikasi elektronik	826	737	871	803	874	931	846	929	1,142
<b>262</b> ( 26201 & 26202 )	<b>Pembuatan komputer dan kelengkapan peranti</b>	<b>4,274</b>	<b>4,634</b>	<b>4,254</b>	<b>5,900</b>	<b>4,101</b>	<b>4,669</b>	<b>3,880</b>	<b>4,135</b>	<b>2,778</b>
263/ 26300	Pembuatan peralatan komunikasi	1,121	1,106	1,418	1,049	1,083	1,368	929	1,160	1,452
264/ 26400	Pembuatan peralatan elektronik pengguna	3,659	3,352	3,993	3,703	3,124	3,267	3,371	3,737	4,128
<b>265</b>	<b>Pembuatan kelengkapan mengukur, menguji, memandu arah dan kawalan; jam tangan dan jam</b>	<b>1,788</b>	<b>1,222</b>	<b>1,413</b>	<b>1,161</b>	<b>1,193</b>	<b>1,561</b>	<b>1,544</b>	<b>1,639</b>	<b>1,712</b>
26511	Pembuatan kelengkapan mengukur, menguji, memandu arah dan kawalan	1,613	1,076	1,255	986	1,024	1,362	1,342	1,436	1,519
26512	Pembuatan kelengkapan kawalan proses perindustrian									
26520	Pembuatan jam tangan dan jam dan bahagiannya	176	146	158	174	169	199	202	203	193
266/ 26600	<b>Pembuatan peralatan penyinaran, perubatan elektro dan elektroterapeutik</b>	<b>316</b>	<b>322</b>	<b>358</b>	<b>462</b>	<b>348</b>	<b>497</b>	<b>445</b>	<b>515</b>	<b>438</b>

2023											Group Description/Period
Okt.	Nov.	Dis.	Jan.	Feb.	Mac	Apr.	Mei	Jun	Jul.	Ogo.	
3,447	3,824	3,973	4,113	4,221	4,359	3,934	3,686	3,702	3,719	3,816	<b>Manufacture of non-metallic mineral products n.e.c.</b>
											<i>Manufacture of refractory mortars and concretes</i>
171	193	204	202	210	217	198	198	193	187	195	<i>Manufacture of non-refractory ceramic</i>
86	87	90	93	88	81	81	83	80	83	85	<i>Manufacture of other porcelain and ceramic products</i>
904	1,006	1,026	1,109	1,113	1,161	1,061	951	957	962	967	<i>Manufacture of hydraulic cement</i>
635	715	764	782	802	820	718	709	711	721	722	<i>Manufacture of ready-mix and dry-mix concrete and mortars</i>
											<i>Manufacture of precast concrete, cement or artificial stone articles for use in construction</i>
1,185	1,308	1,379	1,393	1,437	1,495	1,359	1,256	1,286	1,295	1,350	<i>Manufacture of prefabricated structural components for building or civil engineering of cement, concrete or artificial stone</i>
											<i>Manufacture of other articles of concrete, cement and plaster n.e.c.</i>
350	386	381	387	428	427	373	350	340	344	370	<i>Manufacture of other non-metallic mineral products n.e.c.</i>
115	129	129	148	144	157	144	140	135	127	127	<i>Other industry</i>
<b>2,719</b>	<b>2,738</b>	<b>2,670</b>	<b>2,654</b>	<b>2,742</b>	<b>2,912</b>	<b>2,441</b>	<b>2,174</b>	<b>2,104</b>	<b>1,972</b>	<b>2,336</b>	<b>Manufacture of basic iron and steel</b>
<b>2,281</b>	<b>2,245</b>	<b>2,347</b>	<b>2,236</b>	<b>2,255</b>	<b>2,327</b>	<b>2,241</b>	<b>1,853</b>	<b>1,438</b>	<b>1,362</b>	<b>1,785</b>	<b>Manufacture of basic precious and other non-ferrous metals</b>
<b>54</b>	<b>57</b>	<b>58</b>	<b>52</b>	<b>51</b>	<b>54</b>	<b>55</b>	<b>54</b>	<b>57</b>	<b>49</b>	<b>58</b>	<b>Casting of metals</b>
<b>2,313</b>	<b>2,397</b>	<b>2,700</b>	<b>2,817</b>	<b>2,584</b>	<b>2,753</b>	<b>2,729</b>	<b>2,673</b>	<b>2,688</b>	<b>2,515</b>	<b>2,534</b>	<b>Manufacture of structural metal products, tanks, reservoirs , steam generators , weapons and ammunition</b>
											<i>Manufacture of metal doors, windows and their frames, shutters and gates</i>
1,579	1,627	1,878	1,991	1,891	1,941	1,935	1,927	1,908	1,702	1,794	<i>Manufacture of other structural metal products</i>
670	705	745	749	620	736	725	677	711	743	672	<i>Manufacture of tanks, reservoirs and containers of metal</i>
64	65	77	77	73	76	68	69	70	70	68	<i>Other industry</i>
<b>2,988</b>	<b>3,007</b>	<b>3,196</b>	<b>3,238</b>	<b>3,256</b>	<b>3,114</b>	<b>3,201</b>	<b>3,058</b>	<b>3,016</b>	<b>3,002</b>	<b>3,058</b>	<b>Manufacture of other fabricated metal products; metal working service activities</b>
459	452	449	451	439	457	455	445	450	454	469	<i>Forging, pressing, stamping and roll-forming of metal; powder metallurgy</i>
320	317	371	405	389	324	329	305	307	304	275	<i>Treatment and coating of metals; machining</i>
464	462	488	487	494	487	482	488	491	492	533	<i>Manufacture of tins and cans for food products, collapsible tubes and boxes</i>
											<i>Manufacture of metal cable, plaited bands and similar articles</i>
940	933	1,010	1,029	1,050	1,000	994	998	978	943	935	<i>Manufacture of bolts, screws, nuts and similar threaded products</i>
22	22	23	25	24	24	25	24	23	25	24	<i>Manufacture of metal household articles</i>
704	733	767	741	759	717	808	695	673	683	709	<i>Manufacture of any other fabricated metal products n.e.c.</i>
79	87	87	101	101	106	108	102	95	104	112	<i>Other industry</i>
<b>32,389</b>	<b>31,465</b>	<b>30,050</b>	<b>26,192</b>	<b>30,366</b>	<b>34,845</b>	<b>27,463</b>	<b>27,561</b>	<b>31,258</b>	<b>28,660</b>	<b>30,278</b>	<b>Manufacture of electronic components and boards</b>
											<i>Manufacture of diodes, transistors and similar semiconductor devices</i>
19,067	17,625	17,792	15,208	16,733	19,891	14,665	15,171	17,778	16,886	17,406	<i>Manufacture of electronic integrated circuits micro assemblies</i>
											<i>Manufacture of electrical capacitors and resistors</i>
12,164	12,790	11,333	10,127	12,740	13,888	11,764	11,262	12,169	10,545	11,564	<i>Manufacture of printed circuit boards</i>
											<i>Manufacture of display components</i>
1,158	1,051	925	858	894	1,065	1,035	1,129	1,311	1,228	1,307	<i>Manufacture of other components for electronic applications</i>
<b>4,084</b>	<b>3,746</b>	<b>4,044</b>	<b>4,127</b>	<b>4,527</b>	<b>4,168</b>	<b>5,447</b>	<b>4,606</b>	<b>4,428</b>	<b>4,360</b>	<b>4,587</b>	<b>Manufacture of computers and peripheral equipment</b>
<b>1,231</b>	<b>1,239</b>	<b>1,359</b>	<b>1,190</b>	<b>1,242</b>	<b>1,605</b>	<b>1,591</b>	<b>1,652</b>	<b>2,008</b>	<b>1,685</b>	<b>1,958</b>	<b>Manufacture of communication equipment</b>
<b>3,553</b>	<b>3,738</b>	<b>3,225</b>	<b>3,048</b>	<b>3,165</b>	<b>3,773</b>	<b>3,177</b>	<b>3,240</b>	<b>3,310</b>	<b>3,563</b>	<b>3,814</b>	<b>Manufacture of consumer electronics</b>
<b>1,691</b>	<b>1,690</b>	<b>1,722</b>	<b>1,600</b>	<b>1,370</b>	<b>1,582</b>	<b>1,195</b>	<b>1,274</b>	<b>1,490</b>	<b>1,482</b>	<b>1,543</b>	<b>Manufacture of measuring, testing, navigating and control equipment; watches and clocks</b>
											<i>Manufacture of measuring, testing, navigating and control equipment</i>
1,481	1,479	1,543	1,440	1,231	1,433	1,062	1,135	1,324	1,291	1,354	<i>Manufacture of industrial process control equipment</i>
210	211	179	161	139	149	133	139	166	191	189	<i>Manufacture of watches and clocks and parts</i>
<b>461</b>	<b>539</b>	<b>446</b>	<b>398</b>	<b>407</b>	<b>468</b>	<b>389</b>	<b>383</b>	<b>430</b>	<b>403</b>	<b>469</b>	<b>Manufacture of irradiation, electromedical and electrotherapeutic equipment</b>

Jadual  
Table

1.4a

: Nilai Jualan Sektor Pembuatan Mengikut Kumpulan  
: Sales Value of Manufacturing Sector by Group

Kod Kumpulan Group code	Keterangan Kumpulan/Tempoh	2021	2022	2022		
				Q1	Q2	Q3
267 ( 26701 & 26702 ) & 268 (26800)	Pembuatan peralatan optikal, kelengkapan fotografi, media magnetik dan optikal	1,682	2,249	495	521	622
271	Pembuatan motor elektrik, penjana, transformer dan perkakasan pengagihan dan pengawalan elektrik	12,845	17,122	3,853	4,205	4,621
27101	Pembuatan motor elektrik, penjana dan transformer	4,672	5,476	1,297	1,420	1,435
27102	Pembuatan perkakasan pengagihan dan pengawalan elektrik	8,173	11,645	2,556	2,785	3,187
272/ 27200	Pembuatan bateri dan akumulator	4,975	6,645	1,218	1,367	1,955
273	Pembuatan pendawaian dan peranti pendawaian	10,640	10,643	2,691	2,734	2,708
27310	Pembuatan kabel gentian optikal	308	354	84	93	87
27320	Pembuatan wayar dan kabel elektronik dan elektrik lain	9,599	9,610	2,417	2,450	2,460
27330	Pembuatan alatan pendawaian pembawa dan bukan pembawa arus untuk litar elektrik (tanpa mengira jenis bahan)	734	679	190	191	161
274/ 27400	Pembuatan kelengkapan pencahayaan elektrik	1,287	1,635	368	392	442
275/ 27500	Pembuatan perkakasan domestik	10,968	11,917	2,748	2,898	3,188
279/ 27900	Pembuatan kelengkapan elektrik lain	7,774	8,087	1,948	1,865	2,080
281 & 282	Pembuatan jentera kegunaan umum dan kegunaan khas	42,783	45,720	10,312	11,805	11,481
28120	Pembuatan alat-alat kuasa bendalir &	2,912	2,983	531	750	851
28130	Pembuatan pam, pemampat, kepala paip dan injap lain					
28180	Pembuatan alatan tangan yang menggunakan kuasa dilengkapkan dengan motor elektrik atau bukan motor elektrik atau pneumatik	10,853	10,965	2,329	2,946	2,765
28220	Pembuatan jentera pembentukan logam dan alatan mesin					
28192	Pembuatan mesin penyaman udara, termasuk untuk kenderaan bermotor	11,938	11,209	3,020	3,200	2,535
28290	Pembuatan lain-lain mesin bertujuan khas t.t.t.l. Industri lain	6,030 11,049	8,316 12,248	1,587 2,845	1,933 2,975	2,252 3,078
291 ( 29101 & 29102 )	Pembuatan kenderaan bermotor	38,540	43,437	9,874	9,343	9,925
292/ 29200	Pembuatan kerangka ( <i>coachwork</i> ) untuk kenderaan bermotor; pembuatan treler dan semi treler	6,553	7,706	1,985	2,077	1,532
293/ 29300	Pembuatan alat ganti dan aksesori untuk kenderaan bermotor	32,291	38,077	8,926	9,291	10,078
301 ( 30110 & 30120 )	Pembinaan kapal dan bot	5,121	5,169	1,285	1,164	1,176
302, 303, 304 & 309	Pembuatan lokomotif keretapi, <i>rolling stock</i> , kapal angkasa dan udara, jentera berkaitan, kenderaan tempur ketenteraan, dan kelengkapan pengangkutan t.t.t.l.	8,983	10,521	2,548	2,578	2,475
30910	Pembuatan motosikal	2,041	2,577	537	658	648
30920	Pembuatan basikal dan <i>invalid carriages</i> Industri lain	2,317 4,625	2,879 5,066	659 1,352	720 1,200	705 1,121
310	Pembuatan perabot	15,579	17,101	5,017	3,840	3,722
31001	Pembuatan perabot kayu dan rotan Industri lain	8,579 7,001	8,667 8,434	2,670 2,347	1,849 1,991	1,915 1,807
321 ( 32110 & 32120 )	Pembuatan barang kemas, <i>bijouterie</i> dan artikel berkaitan	4,501	5,651	1,225	1,654	1,388
322, 325 & 329	Pembuatan instrumen muzik, peralatan dan bekalan perubatan dan pergigian dan pembuatan lain t.t.t.l.	5,573	6,168	1,529	1,521	1,609
32901	Pembuatan alat tulis Industri lain	1,386 4,187	1,518 4,650	352 1,177	376 1,145	432 1,176
323/ 32300	Pembuatan barangan sukan	200	211	55	52	48
324/ 32400	Pembuatan permainan dan mainan	623	639	184	179	130
331 & 332	Pembaikan pemasangan produk logam, jentera, kelengkapan dan pemasangan jentera perindustrian dan kelengkapan	5,326	5,746	1,517	1,244	1,295
33150	Pembaikan dan penyelenggaraan kelengkapan pengangkutan kecuali motosikal dan basikal Industri lain	1,800 3,526	2,121 3,625	537 980	460 784	500 795
Jumlah Pembuatan		1,554,738	1,800,930	415,298	443,489	467,562

2023		2022		2023	Group Description/Period
Q4	Q1	Q2	(Jan. - Ogo.)	(Jan. - Ogo.)	
612	623	627	1,436	1,753	<b>Manufacture of optical instruments, photographic equipment, magnetic and optical media</b>
4,442	4,201	4,450	11,133	12,303	<b>Manufacture of electric motors, generators, transformers and electricity distribution and control apparatus</b>
1,325	1,169	1,159	3,690	3,319	Manufacture of electric motors, generators and transformers
3,118	3,032	3,291	7,443	8,984	Manufacture of electricity distribution and control apparatus
2,104	1,571	1,710	3,784	4,160	<b>Manufacture of batteries and accumulators</b>
2,510	2,436	2,385	7,247	6,464	<b>Manufacture of wiring and wiring devices</b>
90	104	120	240	312	Manufacture of fibre optic cables
2,282	2,191	2,118	6,514	5,764	Manufacture of other electronic and electric wires and cables
138	141	147	493	389	Manufacture of current -carrying and non current-carrying wiring devices for electrical circuits regardless of material
433	402	397	1,046	1,142	<b>Manufacture of electric lighting equipment</b>
3,083	2,824	2,889	7,748	7,787	<b>Manufacture of domestic appliances</b>
2,194	2,148	2,325	5,135	6,111	<b>Manufacture of other electrical equipment</b>
12,123	10,815	11,534	29,713	29,238	<b>Manufacture of general-purpose and special-purpose machinery</b>
852	598	590	1,827	1,542	Manufacture of fluid power equipment
2,925	2,481	2,692	7,132	6,838	Manufacture of other pumps, compressors, taps and valves
2,454	2,366	2,640	7,939	6,295	Manufacture of power-driven hand tools with self-contained electric or non-electric motor or pneumatic drives
2,544	2,170	2,137	4,960	5,466	Manufacture of metal-forming machinery and machine tools
3,349	3,201	3,474	7,856	9,098	Manufacture of air-conditioning machines, including for motor vehicles
14,295	12,356	9,860	25,443	29,769	<b>Manufacture of motor vehicles</b>
2,112	2,099	2,050	5,023	5,457	<b>Manufacture of bodies (coachwork) for motor vehicles; manufacture of trailers and semi-trailers</b>
9,781	10,188	10,295	25,034	28,215	<b>Manufacture of parts and accessories for motor vehicles</b>
1,544	1,622	1,529	3,192	3,860	<b>Building of ships and boats</b>
2,920	2,455	2,417	6,746	6,518	<b>Manufacture of railway locomotives, rolling stock, air and spacecraft, related machinery, military fighting vehicles and transport equipment n.e.c</b>
733	600	637	1,630	1,714	Manufacture of motorcycles
795	616	610	1,838	1,574	Manufacture of bicycles and invalid carriages
1,392	1,239	1,170	3,278	3,229	Other industry
4,522	4,729	3,766	11,143	10,770	<b>Manufacture of furniture</b>
2,233	2,416	1,823	5,720	5,417	Manufacture of wooden and cane furniture
2,290	2,313	1,943	5,422	5,353	Other industry
1,383	1,304	1,521	3,734	3,598	<b>Manufacture of jewellery, bijouterie and related articles</b>
1,510	1,594	1,800	4,119	4,655	<b>Manufacture of musical instruments, medical and dental instruments and supplies and other manufacturing n.e.c.</b>
358	403	417	1,032	1,105	Manufacture of stationery
1,151	1,191	1,383	3,087	3,550	Other industry
57	64	67	137	167	<b>Manufacture of sports goods</b>
145	132	168	445	379	<b>Manufacture of games and toys</b>
1,689	1,629	1,386	3,532	3,871	<b>Repair of fabricated metal products, machinery and equipment and installation of industrial machinery and equipment</b>
624	591	502	1,281	1,404	Repair and maintenance of transport equipment except motorcycles and bicycles
1,066	1,038	884	2,251	2,467	Other industry
<b>474,582</b>	<b>449,424</b>	<b>439,208</b>	<b>1,164,655</b>	<b>1,184,840</b>	<b>Total Manufacturing</b>

Jadual  
Table **1.4a** : Nilai Jualan Sektor Pembuatan Mengikut Kumpulan (samb.)  
: Sales Value of Manufacturing Sector by Group (cont.)

Kod Kumpulan Group code	Keterangan Kumpulan/Tempoh	2022								
		Jan.	Feb.	Mac	Apr.	Mei	Jun	Jul.	Ogo.	Sep.
267 ( 26701 & 26702 ) & 268 (26800)	Pembuatan peralatan optikal, kelengkapan fotografi, media magnetik dan optikal	159	154	182	164	148	209	208	211	202
271	Pembuatan motor elektrik, penjana, transformer dan perkakasan pengagihan dan pengawalan elektrik	1,245	1,203	1,405	1,450	1,285	1,470	1,494	1,581	1,546
	27101 Pembuatan motor elektrik, penjana dan transformer	445	389	463	510	424	486	490	483	462
	27102 Pembuatan perkakasan pengagihan dan pengawalan elektrik	800	814	942	940	861	984	1,004	1,098	1,084
272/ 27200	Pembuatan bateri dan akumulator	433	377	408	388	429	551	573	625	757
273	Pembuatan pendawaian dan peranti pendawaian	938	869	884	980	859	895	890	932	886
	27310 Pembuatan kabel gentian optikal	27	27	29	34	29	30	31	33	24
	27320 Pembuatan wayar dan kabel elektronik dan elektrik lain	846	784	787	880	769	801	801	846	813
	27330 Pembuatan alatan pendawaian pembawa dan bukan pembawa arus untuk litar elektrik (tanpa mengira jenis bahan)	64	58	68	66	61	64	58	54	49
274/ 27400	Pembuatan kelengkapan pencahayaan elektrik	111	119	138	123	129	140	133	153	156
275/ 27500	Pembuatan perkakasan domestik	1,004	818	927	1,011	919	968	987	1,116	1,086
279/ 27900	Pembuatan kelengkapan elektrik lain	653	632	663	600	585	680	620	703	758
281 & 282	Pembuatan jentera kegunaan umum dan kegunaan khas	3,605	3,336	3,372	4,046	3,668	4,091	3,647	3,951	3,883
	28120 Pembuatan alat-alat kuasa bendalir &	190	172	169	267	221	262	241	306	304
	28130 Pembuatan pam, pemampat, kepala paip dan injap lain									
	28180 Pembuatan alatan tangan yang menggunakan kuasa & dilengkapkan dengan motor elektrik atau bukan motor elektrik atau pneumatik	817	776	736	1,008	944	994	951	907	908
	28220 Pembuatan jentera pembentukan logam dan alatan mesin									
	28192 Pembuatan mesin penyaman udara, termasuk untuk kenderaan bermotor	1,045	983	992	1,168	972	1,060	838	880	817
	28290 Pembuatan lain-lain mesin bertujuan khas t.t.t.l. Industri lain	549	494	543	613	546	774	659	780	813
		1,003	911	931	990	985	1,000	959	1,077	1,043
291 ( 29101 & 29102 )	Pembuatan kenderaan bermotor	3,451	3,197	3,226	3,285	3,013	3,046	3,095	3,131	3,700
292/ 29200	Pembuatan kerangka ( <i>coachwork</i> ) untuk kenderaan bermotor; pembuatan treler dan semi treler	641	553	791	840	692	545	462	500	571
293/ 29300	Pembuatan alat ganti dan aksesori untuk kenderaan bermotor	2,839	2,770	3,318	3,134	3,011	3,146	3,347	3,470	3,261
301 ( 30110 & 30120 )	Pembinaan kapal dan bot	438	402	445	469	315	380	374	369	432
302, 303, 304 & 309	Pembuatan lokomotif keretapi, <i>rolling stock</i> , kapal angkasa dan udara, jentera berkaitan, kenderaan tempur ketenteraan, dan kelengkapan pengangkutan t.t.t.l.	862	766	921	956	807	815	800	819	855
	30910 Pembuatan motosikal	183	167	187	231	214	214	220	215	213
	30920 Pembuatan basikal dan <i>invalid carriages</i> Industri lain	224	184	251	248	238	233	222	237	246
		454	415	483	477	355	368	359	367	395
310	Pembuatan perabot	1,761	1,564	1,691	1,433	1,305	1,102	1,123	1,163	1,436
	31001 Pembuatan perabot kayu dan rotan Industri lain	929	816	924	659	598	592	589	613	714
		832	748	767	774	707	510	534	550	722
321 ( 32110 & 32120 )	Pembuatan barang kemas, <i>bijouterie</i> dan artikel berkaitan	451	380	394	533	577	545	411	443	533
322, 325 & 329	Pembuatan instrumen muzik, peralatan dan bekalan perubatan dan pergigian dan pembuatan lain t.t.t.l.	515	501	513	528	497	496	522	548	539
	32901 Pembuatan alat tulis Industri lain	116	114	122	123	124	129	149	156	127
		399	387	390	405	373	367	373	392	411
323/ 32300	Pembuatan barangan sukan	18	18	19	20	16	15	16	14	17
324/ 32400	Pembuatan permainan dan mainan	63	61	60	72	68	39	38	44	48
331 & 332	Pembaikan pemasangan produk logam, jentera, kelengkapan dan pemasangan jentera perindustrian dan kelengkapan	511	443	563	526	358	360	367	404	524
	33150 Pembaikan dan penyelenggaraan kelengkapan pengangkutan kecuali motosikal dan basikal Industri lain	170	138	229	205	128	127	137	148	216
		341	305	334	321	230	233	230	257	308
Jumlah Pembuatan		138,986	131,703	144,610	147,942	142,043	153,503	148,431	157,436	161,694

2023											Group Description/Period
Okt.	Nov.	Dis.	Jan.	Feb.	Mac	Apr.	Mei	Jun	Jul.	Ogo.	
188	212	211	194	198	232	202	205	220	242	261	<b>Manufacture of optical instruments, photographic equipment, magnetic and optical media</b>
1,513	1,497	1,432	1,423	1,329	1,449	1,427	1,461	1,562	1,757	1,895	<b>Manufacture of electric motors, generators, transformers and electricity distribution and control apparatus</b>
441	477	406	411	376	383	382	383	395	452	538	Manufacture of electric motors, generators and transformers
1,071	1,020	1,026	1,012	953	1,066	1,045	1,079	1,167	1,305	1,357	Manufacture of electricity distribution and control apparatus
793	620	690	583	503	486	542	547	620	414	465	<b>Manufacture of batteries and accumulators</b>
844	831	835	815	821	800	794	788	803	811	833	<b>Manufacture of wiring and wiring devices</b>
25	30	35	35	33	35	37	41	42	42	46	Manufacture of fibre optic cables
774	756	752	735	742	715	711	696	711	721	733	Manufacture of other electronic and electric wires and cables
45	45	48	45	46	50	46	51	50	48	53	Manufacture of current -carrying and non current-carrying wiring devices for electrical circuits regardless of material
137	147	150	132	134	136	122	138	137	165	177	<b>Manufacture of electric lighting equipment</b>
1,034	1,011	1,038	911	914	999	992	926	971	953	1,122	<b>Manufacture of domestic appliances</b>
738	727	729	719	700	728	719	792	814	810	828	<b>Manufacture of other electrical equipment</b>
3,893	4,003	4,227	3,693	3,527	3,595	3,877	3,868	3,789	3,322	3,567	<b>Manufacture of general-purpose and special-purpose machinery</b>
312	284	256	212	213	173	199	191	200	167	186	Manufacture of fluid power equipment
906	997	1,022	860	823	798	891	894	907	816	850	Manufacture of other pumps, compressors, taps and valves
819	779	856	798	759	809	920	947	773	591	698	Manufacture of power-driven hand tools with self-contained electric or non-electric motor or pneumatic drives
807	795	942	730	680	760	789	648	700	634	524	Manufacture of metal-forming machinery and machine tools
1,050	1,148	1,151	1,093	1,052	1,056	1,078	1,188	1,208	1,114	1,308	Manufacture of air-conditioning machines, including for motor vehicles
3,960	5,177	5,158	4,253	3,796	4,307	2,846	3,685	3,329	3,920	3,633	<b>Manufacture of motor vehicles</b>
687	740	685	697	639	762	712	739	599	662	646	<b>Manufacture of bodies (coachwork) for motor vehicles; manufacture of trailers and semi-trailers</b>
2,998	3,503	3,280	3,293	3,266	3,629	3,096	3,684	3,515	3,843	3,889	<b>Manufacture of parts and accessories for motor vehicles</b>
560	514	470	508	513	601	656	445	428	354	356	<b>Building of ships and boats</b>
959	999	962	815	752	888	805	798	814	818	827	<b>Manufacture of railway locomotives, rolling stock, air and spacecraft, related machinery, military fighting vehicles and transport equipment n.e.c</b>
223	254	256	205	191	204	202	206	228	243	234	Manufacture of motorcycles
272	272	251	210	200	206	203	208	199	172	176	Manufacture of bicycles and invalid carriages
464	473	455	400	361	478	399	385	386	403	417	Other industry
1,444	1,547	1,531	1,587	1,512	1,630	1,312	1,411	1,042	1,109	1,166	<b>Manufacture of furniture</b>
708	777	748	788	790	838	641	663	518	559	619	Manufacture of wooden and cane furniture
737	770	783	799	722	792	671	748	524	550	547	Other industry
442	488	454	473	416	415	491	531	498	375	397	<b>Manufacture of jewellery, bijouterie and related articles</b>
490	505	515	523	538	534	588	640	571	615	647	<b>Manufacture of musical instruments, medical and dental instruments and supplies and other manufacturing n.e.c.</b>
120	120	119	136	135	133	140	142	135	137	148	Manufacture of stationery
369	386	396	387	403	401	448	498	436	478	499	Other industry
18	19	20	21	20	24	27	22	18	19	16	<b>Manufacture of sports goods</b>
48	52	45	45	39	49	57	69	41	38	41	<b>Manufacture of games and toys</b>
541	594	554	530	511	589	578	402	406	407	449	<b>Repair of fabricated metal products, machinery and equipment and installation of industrial machinery and equipment</b>
201	220	202	186	177	228	231	136	135	140	170	Repair and maintenance of transport equipment except motorcycles and bicycles
340	374	352	344	334	360	347	266	271	266	279	Other industry
<b>158,864</b>	<b>159,194</b>	<b>156,524</b>	<b>148,010</b>	<b>145,219</b>	<b>156,194</b>	<b>144,981</b>	<b>146,799</b>	<b>147,427</b>	<b>143,926</b>	<b>152,282</b>	<b>Total Manufacturing</b>



Jadual Table **1.4b** : Nilai Jualan Sektor Pembuatan Mengikut Kumpulan: Perubahan Peratusan Tahunan  
 : Sales Value of Manufacturing Sector by Group: Annual Percentage Change

Kod Kumpulan Group code	Keterangan Kumpulan/Tempoh	2022				2022				2022	2023	2022				
		2021	2022	Q1	Q2	Q3	Q4	Q1	Q2	(Jan. - Ogo.)	(Jan. - Ogo.)	Jan.	Feb.	Mac	Apr.	Mei
101	Pemprosesan dan pengawetan daging	8.7	11.8	15.5	17.1	8.5	7.2	6.3	9.8	14.6	7.3	14.8	17.4	14.1	23.6	17.3
102	Pemprosesan dan pengawetan ikan, krustasea dan moluska	0.8	-9.0	-14.5	-11.1	-2.8	-6.7	1.0	3.7	-10.8	4.6	-12.8	-16.2	-14.6	-14.5	-7.8
	10201 Pengetinan ikan, krustasea dan moluska &															
	10202 Pemprosesan dan pengawetan ikan, krustasea dan moluska	0.6	-9.7	-15.2	-11.8	-3.5	-7.2	0.2	2.4	-11.5	3.7	-13.5	-16.8	-15.5	-15.5	-8.3
	Industri lain	5.2	4.0	-1.3	5.6	11.5	1.5	15.7	25.6	3.5	19.2	0.2	-5.8	1.8	8.2	1.5
103	Pemprosesan dan pengawetan buah-buahan dan sayur - sayuran	-1.1	1.6	-14.7	-3.8	19.4	11.8	16.4	36.0	-4.1	28.7	-8.6	-15.7	-20.0	-15.1	-1.3
	10303 Pengetinan nanas &															
	10304 Pembuatan jem, marmalad dan sajian jeli	4.9	-2.0	-36.1	-9.6	26.8	27.7	50.0	87.3	-15.3	64.6	-17.7	-43.5	-43.9	-35.2	-14.3
	Industri lain	-2.6	2.6	-8.4	-2.5	17.5	8.0	9.5	25.1	-1.2	20.7	-6.4	-5.6	-13.2	-9.5	1.5
104	Pembuatan minyak dan lemak daripada sayuran dan haiwan	13.9	12.8	22.6	17.4	9.7	5.1	4.7	-25.4	17.9	-14.0	26.2	19.8	21.7	16.3	23.6
	10404 Pembuatan minyak sayuran mentah dan bertapis &															
	10406 Pembuatan sebatian lemak masakan	24.3	19.9	7.5	20.0	25.3	25.0	22.3	-0.2	20.0	2.4	15.2	2.9	4.6	11.8	18.8
	10405 Pembuatan minyak kelapa	-6.3	34.4	7.8	47.1	76.7	22.9	-15.4	-24.6	36.1	-22.4	-2.3	11.2	15.1	31.2	26.8
	Industri lain	13.0	11.9	25.0	17.0	7.5	3.1	2.8	-28.2	17.5	-15.9	28.1	22.3	24.4	16.7	24.1
105	Pembuatan produk tenusu	7.4	12.1	13.8	12.5	14.9	7.7	3.9	4.8	14.0	2.0	15.0	13.7	12.7	12.5	15.1
	10502 Pembuatan susu pekat, tepung dan sejat	7.2	13.1	15.5	13.7	15.3	8.3	4.8	4.9	15.2	2.2	16.3	15.7	14.6	14.1	16.7
	Industri lain	10.9	-0.1	-5.2	-3.6	10.3	-1.0	-9.2	2.4	-0.3	-1.3	0.0	-7.6	-7.8	-7.3	-4.7
106	Pembuatan produk bijian, kanji dan produk berkanji	18.4	22.1	24.5	24.6	22.1	17.4	9.6	1.0	24.4	5.3	27.2	23.7	22.8	29.4	30.6
	10611 Pengilangan beras	22.2	32.7	51.1	33.8	29.8	20.9	12.7	-1.1	39.3	4.7	50.3	52.8	50.2	51.3	37.3
	10613 Pengilangan tepung	16.8	14.0	8.6	17.0	16.0	14.7	6.9	3.6	13.6	6.4	13.3	5.8	6.7	10.9	25.4
	Industri lain	-0.5	4.4	-7.1	7.9	6.5	10.7	6.5	-4.6	1.9	0.1	3.0	-16.1	-7.4	5.4	11.6
107	Pembuatan produk makanan lain	12.3	9.7	4.3	11.3	14.8	8.6	6.9	6.7	10.0	6.5	10.2	-1.6	4.6	9.3	14.7
	10711 Pembuatan biskut dan cookies	4.4	47.1	40.6	61.3	70.5	25.4	5.2	12.6	55.8	14.7	43.3	44.4	34.6	43.0	75.6
	10712 Pembuatan roti, kek dan produk bakeri lain	6.4	0.9	-10.3	2.0	4.2	8.4	18.4	10.7	-1.8	12.3	0.6	-25.7	-1.3	1.4	4.8
	10713 Pembuatan produk snek	-1.8	20.8	18.1	25.7	30.1	11.5	0.9	10.2	25.3	10.1	16.3	17.4	20.6	19.6	28.4
	10721 Pembuatan gula	20.0	-5.5	-1.1	-0.1	-6.1	-13.8	-7.2	13.6	-0.6	8.0	20.9	-10.7	-10.9	-2.3	2.1
	10731 Pembuatan produk koko	-8.0	0.0	-6.7	-2.8	6.9	3.7	4.6	7.6	-1.8	5.4	-3.5	-8.2	-8.6	-6.7	-2.6
	10732 Pembuatan coklat dan produk coklat &															
	10733 Pembuatan konfeksi gula	25.4	12.0	8.7	12.6	17.0	9.6	1.7	-4.7	12.4	-3.3	9.1	10.8	6.6	8.8	19.8
	10793 Pembuatan sos dan bahan perasa	15.1	3.6	8.7	6.0	9.0	-7.0	-3.4	2.5	8.8	2.2	6.3	5.8	14.4	13.6	-1.2
	10799 Pembuatan produk makanan lain t.t.t.l.	19.8	31.2	25.7	32.5	33.7	32.6	12.3	5.7	30.5	5.4	30.6	22.4	24.3	30.6	32.6
	Industri lain	11.5	9.3	1.8	9.4	17.9	8.5	11.7	14.0	9.3	11.2	4.4	2.6	-1.4	8.9	13.5
108/10800	Pembuatan makanan haiwan tersedia	15.9	25.3	42.2	24.4	20.5	18.8	20.2	16.2	28.2	18.3	65.3	51.1	17.1	26.5	23.3
110	Pembuatan minuman ringan	12.0	19.6	6.3	30.5	42.2	7.6	0.2	3.2	25.2	1.6	6.4	6.6	5.8	14.8	13.9
	11041 Pembuatan minuman ringan	24.6	7.3	10.1	14.7	3.1	2.8	-2.5	7.2	9.3	4.5	4.6	11.5	13.9	17.7	12.3
	11042 Pengeluaran air mineral semulajadi dan minuman lain yang dibotolkan	22.2	2.1	3.3	7.1	1.9	-3.4	-3.7	3.3	4.6	1.1	7.5	1.7	1.2	1.1	5.8
	Industri lain	-9.9	52.7	1.8	74.9	267.6	20.1	5.6	-2.3	71.4	-2.4	8.7	1.0	-4.1	15.3	18.5
120/12000	Pembuatan produk tembakau	-3.9	16.0	4.7	32.1	155.9	-16.4	17.4	27.0	33.3	21.0	2.3	9.6	2.6	15.6	0.5
131	Pemintalan, penenunan dan penyiapan tekstil	14.2	6.3	7.7	-0.3	19.0	1.1	-11.8	-8.8	7.4	-10.8	9.9	7.5	5.7	2.4	-1.9
	13110 Penyediaan dan pemintalan gentian tekstil &															
	13120 Penenunan tekstil	14.8	7.6	7.9	-5.9	27.1	6.6	-8.5	-5.3	5.8	-8.2	7.4	8.5	7.9	-1.5	-8.2
	13132 Pewarnaan, pelunturan, percetakan dan penyiapan akhir benang dan fabrik	12.9	3.5	6.9	20.3	2.5	-11.3	-21.5	-18.1	12.4	-18.0	17.6	4.4	-0.8	16.3	24.8
	Industri lain	9.8	-15.2	9.6	12.4	-32.3	-31.9	-22.7	-31.3	-1.3	-28.7	5.4	12.3	12.4	3.7	16.3
139	Pembuatan tekstil lain	31.4	11.7	23.7	21.6	4.2	1.2	10.6	8.5	17.9	9.4	29.9	26.2	15.5	19.7	22.5
	13910 Pembuatan fabrik dikait dan dikrusye	16.8	3.0	8.8	9.6	-0.3	-4.8	-0.6	-0.9	7.6	-1.2	14.6	11.4	1.3	10.2	11.3
	Industri lain	49.0	19.9	39.8	33.6	8.0	6.6	20.2	16.3	28.0	18.2	46.2	42.2	31.5	28.6	34.0
141	Pembuatan pakaian, kecuali pakaian berbulu	3.1	3.6	3.3	8.5	5.2	-1.3	2.4	6.8	5.7	5.3	0.1	1.8	8.3	9.8	9.5
	14102 Pembuatan pakaian	2.7	2.1	2.4	5.6	1.8	-1.1	2.7	9.0	3.4	6.3	0.3	0.8	6.4	7.8	8.1
	Industri lain	6.5	16.5	9.1	32.3	41.8	-3.3	0.6	-7.6	25.6	-2.2	-1.7	8.5	21.9	25.5	19.7
142 & 143	Pembuatan artikel daripada kulit bulu dan pakaian yang dikait dan dikrusye	1.4	0.6	-8.0	-11.2	28.8	0.7	18.9	19.8	-2.4	17.7	1.6	-12.9	-12.9	-28.1	-27.8
151 (15110 & 15120)	Penyamakan dan pembersihan kulit, pembuatan bagasi, beg tangan, pelana dan abah-abah pembersihan dan pewarnaan bulu	1.0	29.0	16.8	31.6	64.1	17.8	6.4	13.4	34.0	8.6	17.0	21.7	12.0	12.5	9.3
152	Pembuatan kasut	-0.3	4.1	-18.2	6.9	35.9	7.5	6.2	15.9	0.3	11.8	-20.9	-22.1	-11.5	-4.9	10.3
	15201 Pembuatan kasut kulit &															
	15203 Pembuatan kasut getah	-4.4	12.3	-19.3	13.3	67.0	16.0	13.3	24.6	6.8	16.7	-15.7	-27.5	-15.3	-8.7	15.3
	Industri lain	6.3	-7.7	-16.6	-1.4	-2.8	-6.3	-4.5	3.1	-8.7	3.8	-28.7	-14.2	-4.7	0.8	4.2
161/16100	Pengilangan dan pengetaman kayu	5.1	13.4	9.9	18.4	28.9	2.9	1.6	3.3	16.9	0.2	17.9	2.9	8.6	10.6	4.6



2023															Group Description/Period
Jun	Jul.	Ogo.	Sep.	Okt.	Nov.	Dis.	Jan.	Feb.	Mac	Apr.	Mei	Jun	Jul.	Ogo.	
11.0	13.4	6.9	5.7	16.2	5.1	0.8	-1.9	9.3	12.3	9.7	8.8	11.0	7.2	2.6	<b>Processing and preserving of meat</b>
-10.7	-8.6	0.3	-0.2	-7.1	-5.5	-7.7	1.7	1.6	-0.1	-1.4	10.7	1.8	18.9	4.9	<b>Processing and preserving of fish, crustaceans and molluscs</b>
															<i>Canning of fish, crustaceans and molluscs</i>
-11.5	-9.3	-0.2	-1.2	-7.6	-5.7	-8.4	1.2	0.3	-1.1	-2.5	9.2	0.7	19.1	4.4	<i>Processing, curing and preserving of fish, crustacean and molluscs</i>
7.2	6.0	10.5	17.6	1.8	-2.6	5.0	9.2	22.4	16.0	18.0	37.3	22.2	15.8	14.6	<i>Other industry</i>
7.1	10.1	24.3	24.1	13.8	14.2	7.6	-1.0	15.2	37.7	28.9	40.2	38.8	43.6	30.0	<b>Processing and preserving of fruits and vegetable</b>
															<i>Pineapple canning</i>
37.6	27.2	19.1	34.3	30.7	28.6	23.5	20.0	42.2	98.8	69.3	122.4	76.2	62.8	46.3	<i>Manufacture of jams, marmalades and table jellies</i>
1.3	6.2	25.8	21.3	9.5	10.5	4.2	-5.5	9.4	26.6	20.9	25.3	29.1	38.3	25.6	<i>Other industry</i>
13.0	11.0	16.1	3.3	2.4	1.6	11.8	5.3	7.6	1.2	-23.2	-25.6	-27.4	-18.5	-15.1	<b>Manufacture of vegetable and animal oils and fats</b>
															<i>Manufacture of crude and refined vegetable oil</i>
29.3	36.0	35.9	7.6	21.1	16.1	37.7	10.3	34.0	24.0	5.4	5.2	-10.1	-17.2	-11.3	<i>Manufacture of compound cooking fats</i>
101.9	82.1	81.2	66.9	22.3	11.3	35.2	1.6	-18.5	-27.8	-28.6	-15.2	-30.0	-29.7	-27.9	<i>Manufacture of coconut oil</i>
11.0	7.6	13.4	2.4	0.5	0.2	8.9	4.8	4.8	-1.5	-26.2	-29.0	-29.4	-18.5	-15.5	<i>Other industry</i>
10.0	17.1	16.1	11.7	6.2	7.4	9.5	-1.8	3.5	9.9	5.5	8.2	0.7	-2.8	-6.5	<b>Manufacture of dairy products</b>
10.6	17.4	16.3	12.3	6.8	7.9	10.4	-1.6	4.7	11.3	6.1	8.3	0.4	-3.3	-7.4	<i>Manufacture of condensed, powdered and evaporated milk</i>
1.6	13.5	13.8	4.2	-1.3	0.1	-1.7	-4.9	-12.9	-10.1	-4.0	6.2	4.8	3.7	6.1	<i>Other industry</i>
14.2	19.8	28.3	18.6	12.8	18.4	21.4	5.8	13.6	9.4	-4.9	5.0	3.3	8.5	4.0	<b>Manufacture of grain mill products, starches and starch products</b>
13.4	26.0	41.1	23.3	12.5	26.9	24.5	6.5	15.8	15.2	-11.9	5.9	5.1	8.4	-2.0	<i>Rice milling</i>
15.4	14.5	18.6	14.9	12.7	11.7	19.7	5.3	11.7	4.1	3.9	4.5	2.3	9.3	10.8	<i>Flour milling</i>
7.0	15.3	2.5	2.8	18.2	7.0	7.6	4.7	8.6	6.5	-5.3	-2.0	-6.4	-1.6	-2.7	<i>Other industry</i>
10.1	13.8	20.0	10.8	6.8	9.8	9.2	3.1	11.0	6.8	0.8	13.6	6.0	6.1	5.0	<b>Manufacture of other food products</b>
76.5	67.6	82.0	62.3	39.9	21.7	17.0	-2.3	9.9	8.3	-14.1	29.6	30.6	38.6	26.8	<i>Manufacture of biscuits and cookies</i>
0.1	5.8	4.5	2.3	2.2	7.6	15.8	16.2	17.2	21.7	9.2	15.9	7.2	6.3	7.5	<i>Manufacture of bread, cakes and other bakery products</i>
29.9	36.8	38.2	18.2	12.8	11.1	10.7	-3.8	1.2	5.0	-0.4	18.1	13.7	24.6	24.4	<i>Manufacture of snack products</i>
0.2	-5.2	4.3	-15.3	-14.6	-13.2	-13.6	-18.4	-0.3	-0.8	-6.7	28.5	21.1	23.4	25.6	<i>Manufacture of sugar</i>
1.1	8.3	8.5	3.9	3.5	1.2	6.7	-3.6	9.2	8.9	3.7	15.2	4.1	5.2	2.2	<i>Manufacture of cocoa products</i>
															<i>Manufacture of chocolate and chocolate products</i>
9.6	12.1	23.4	15.7	6.9	13.4	8.9	3.2	8.2	-5.2	-7.8	-0.8	-5.6	-7.9	-8.9	<i>Manufacture of sugar confectionery</i>
5.4	12.9	14.0	1.2	-6.2	-4.2	-10.7	-11.8	1.9	-0.1	-0.3	1.1	7.1	8.7	13.4	<i>Manufacture of sauces and condiments</i>
34.4	27.9	40.6	32.3	31.2	38.5	28.1	9.9	17.9	9.5	7.2	12.6	-2.4	-1.6	-6.4	<i>Manufacture of other food products n.e.c.</i>
6.3	18.4	24.3	11.7	6.9	9.2	9.3	7.5	16.6	11.3	10.9	23.0	8.7	6.8	6.4	<i>Other industry</i>
23.6	19.1	18.8	23.6	23.5	16.5	16.6	9.4	20.9	31.3	12.6	19.2	16.7	18.1	20.3	<b>Manufacture of prepared animal feeds</b>
89.4	80.6	40.9	18.9	6.8	10.4	5.7	0.5	-0.3	0.3	-3.0	12.1	1.9	2.1	0.9	<b>Manufacture of beverages</b>
13.2	16.5	-9.5	6.7	0.2	4.3	4.1	-1.2	-4.1	-2.1	-5.3	16.9	14.7	15.6	7.5	<i>Manufacture of soft drinks</i>
16.4	9.4	-1.9	-0.9	-3.4	-3.3	-3.5	-6.5	-2.1	-2.8	-3.1	13.1	1.6	3.4	6.9	<i>Production of natural mineral waters and other bottled waters</i>
17,114.8	13,798.9	1,189.7	46.0	22.0	26.4	11.7	4.7	6.7	5.4	0.9	5.7	-13.4	-17.8	-10.0	<i>Other industry</i>
200.5	179.5	353.6	63.9	-23.6	-2.1	-21.2	20.6	5.7	25.3	9.1	57.6	20.4	19.5	17.6	<b>Manufacture of tobacco products</b>
-1.2	17.6	23.8	15.7	5.3	-2.3	0.9	-9.7	-15.0	-10.7	-11.4	-0.5	-13.8	-13.8	-11.0	<b>Spinning, weaving and finishing of textiles</b>
															<i>Preparation and spinning of textile fibres</i>
-7.8	22.7	28.6	30.6	17.2	-1.2	6.0	-3.4	-13.0	-9.0	-8.2	3.0	-10.3	-11.3	-12.9	<i>Weaving of textiles</i>
20.6	5.6	15.6	-10.6	-16.2	-4.5	-12.2	-26.7	-21.4	-15.7	-20.6	-10.6	-21.9	-20.0	-4.3	<i>Dyeing, bleaching, printing and finishing of yarns and fabrics</i>
17.2	18.6	-44.6	-45.6	-35.6	-29.5	-30.2	-18.4	-21.4	-28.9	-26.3	-27.8	-39.1	-37.7	-29.4	<i>Other industry</i>
22.6	8.8	2.2	1.6	0.4	3.4	-0.1	6.0	14.9	11.4	10.6	10.4	4.9	5.8	12.0	<b>Manufacture of other textiles</b>
7.6	2.6	2.8	-6.0	-7.4	1.0	-7.6	-4.3	3.2	-0.3	2.3	-0.4	-4.3	-5.3	0.1	<i>Manufacture of knitted and crocheted fabrics</i>
38.4	14.3	1.7	8.6	7.8	5.3	6.6	14.6	24.8	21.5	17.3	19.6	12.3	14.8	21.5	<i>Other industry</i>
5.8	6.8	5.1	3.7	-6.5	1.2	1.3	1.7	3.8	1.8	0.6	9.1	11.7	10.6	4.6	<b>Manufacture of wearing apparel, except fur apparel</b>
0.9	1.6	1.8	2.0	-7.2	2.3	1.6	2.1	4.8	1.2	2.6	12.5	12.6	11.2	5.5	<i>Manufacture of clothings</i>
64.4	83.3	42.7	17.6	-1.4	-6.7	-1.4	-1.4	-2.8	5.8	-12.6	-12.7	4.8	5.9	-1.8	<i>Other industry</i>
58.3	28.3	29.6	28.6	9.4	4.0	-10.2	3.3	26.2	29.9	22.8	22.1	14.8	12.4	13.3	<b>Manufacture of articles of fur, knitted and crocheted apparel</b>
															<i>Tanning and dressing of leather; manufacture of luggage, handbags, saddlery and harness; dressing and dyeing of fur</i>
108.2	114.7	66.2	37.0	20.2	23.1	10.3	5.9	2.9	10.6	12.8	22.6	5.2	8.2	3.7	
19.1	38.0	38.9	31.1	9.3	7.4	6.0	8.1	9.5	1.6	16.9	12.2	19.1	16.0	13.6	<b>Manufacture of footwear</b>
															<i>Manufacture of leather footwear</i>
44.3	79.0	69.5	54.7	20.4	16.5	11.3	11.6	27.4	4.0	31.7	24.6	17.8	11.1	11.7	<i>Manufacture of rubber footwear</i>
-10.8	-8.2	1.2	-1.5	-8.4	-7.7	-3.0	1.9	-12.1	-2.3	-2.6	-4.5	21.4	26.9	17.6	<i>Other industry</i>
54.7	38.7	26.3	25.6	8.4	0.3	0.5	-10.4	12.4	4.9	0.6	15.8	-5.3	-2.0	-9.5	<b>Sawmilling and planning of wood</b>

Jadual Table **1.4b** : Nilai Jualan Sektor Pembuatan Mengikut Kumpulan: Perubahan Peratusan Tahunan  
 : Sales Value of Manufacturing Sector by Group: Annual Percentage Change

Kod Kumpulan Group code	Keterangan Kumpulan/Tempoh	2021		2022				2022		2022	2023	2022				
		2021	2022	Q1	Q2	Q3	Q4	Q1	Q2	(Jan. - Ogo.)	(Jan. - Ogo.)	Jan.	Feb.	Mac	Apr.	Mei
<b>162</b>	<b>Pembuatan produk daripada kayu, gabus, jerami dan bahan jalinan lain</b>	<b>2.8</b>	<b>12.1</b>	<b>14.6</b>	<b>23.7</b>	<b>20.3</b>	<b>-1.8</b>	<b>-5.7</b>	<b>-4.3</b>	<b>19.8</b>	<b>-5.6</b>	<b>16.5</b>	<b>11.8</b>	<b>15.4</b>	<b>14.4</b>	<b>24.3</b>
16211	Pembuatan kepingan venier dan papan lapis	-1.6	9.9	13.6	20.0	14.4	-1.7	0.9	4.3	16.6	2.2	13.8	13.8	13.3	14.8	22.3
16212	Pembuatan papan partikel dan papan gentian	15.0	12.6	20.7	23.3	15.0	-2.2	-12.2	-10.5	21.7	-12.6	20.8	14.2	26.4	16.4	25.6
16221	Pertukangan kayu untuk jurubina Industri lain	7.3	13.9	5.2	33.8	36.4	-0.7	-4.7	-8.5	20.7	-6.1	15.7	1.9	-1.6	2.6	32.4
		-11.1	19.5	13.6	30.4	53.5	-2.1	-17.6	-16.4	27.9	-18.0	17.5	8.0	15.1	19.3	20.6
<b>170</b>	<b>Pembuatan kertas dan produk kertas</b>	<b>15.8</b>	<b>9.6</b>	<b>10.2</b>	<b>10.3</b>	<b>11.9</b>	<b>6.1</b>	<b>11.0</b>	<b>4.8</b>	<b>10.9</b>	<b>6.2</b>	<b>16.0</b>	<b>9.1</b>	<b>6.2</b>	<b>11.5</b>	<b>8.3</b>
17010	Pembuatan pulpa, kertas dan kertas tebal	36.1	13.8	24.0	13.6	12.0	6.8	-1.5	-7.3	17.1	-5.4	31.6	22.8	18.3	24.2	6.5
17020	Pembuatan kertas gelugur dan kertas tebal dan bekas daripada kertas dan kertas tebal	11.8	2.5	-3.0	5.1	7.9	0.2	7.8	-5.8	3.0	-2.4	1.9	-2.6	-7.5	0.3	0.6
17091	Pembuatan sampul surat dan kad surat	-16.1	14.6	-5.3	7.0	26.5	30.6	29.5	10.8	7.2	11.4	-6.4	-3.1	-6.3	-6.9	8.0
17092	Pembuatan kertas kegunaan rumah dan pembersih peribadi	11.3	16.4	25.3	17.8	15.4	8.1	14.2	13.8	20.2	14.6	35.3	20.1	21.3	20.3	21.0
17093	Pembuatan kertas bergam atau pelekat yang berjalur atau bergulung dan label dan kertas dinding Industri lain	16.9	17.4	15.6	13.8	18.8	21.4	28.1	22.0	15.8	20.1	15.6	16.1	15.1	28.6	24.1
		9.7	6.1	3.5	3.9	10.1	7.1	27.2	41.1	5.8	37.1	8.5	0.8	1.1	0.0	1.1
<b>181 &amp; 182</b>	<b>Percetakan, aktiviti perkhidmatan berkaitan percetakan dan penerbitan semula media rakaman</b>	<b>4.9</b>	<b>13.3</b>	<b>7.8</b>	<b>22.0</b>	<b>18.8</b>	<b>7.5</b>	<b>7.5</b>	<b>5.5</b>	<b>16.0</b>	<b>6.8</b>	<b>7.7</b>	<b>6.8</b>	<b>8.9</b>	<b>9.2</b>	<b>12.7</b>
18110	Percetakan	4.0	12.4	15.9	25.4	11.8	0.0	-0.7	1.2	19.0	1.6	14.8	15.4	17.6	13.4	18.7
18120 & 18200	Aktiviti perkhidmatan berkaitan percetakan & Penerbitan semula media rakaman	8.6	17.2	-18.7	9.8	58.9	42.5	45.3	23.6	4.9	29.4	-15.1	-20.4	-21.0	-5.6	-6.9
<b>192 (19201 &amp; 19202)</b>	<b>Pembuatan produk petroleum bertapis</b>	<b>36.4</b>	<b>42.3</b>	<b>36.3</b>	<b>36.3</b>	<b>57.2</b>	<b>37.4</b>	<b>21.9</b>	<b>-6.2</b>	<b>42.0</b>	<b>-3.3</b>	<b>46.2</b>	<b>26.0</b>	<b>35.5</b>	<b>23.2</b>	<b>26.5</b>
<b>201</b>	<b>Pembuatan kimia asas, baja dan sebatian nitrogen, plastik dan getah sintetik dalam bentuk primer</b>	<b>10.3</b>	<b>0.5</b>	<b>2.9</b>	<b>8.0</b>	<b>-1.3</b>	<b>-6.6</b>	<b>-6.5</b>	<b>-9.1</b>	<b>3.4</b>	<b>-8.4</b>	<b>3.1</b>	<b>2.3</b>	<b>3.4</b>	<b>13.3</b>	<b>12.8</b>
20111	Pembuatan gas perindustrian atau perubatan bukan organik dalam bentuk cecair atau mampat	7.4	-15.8	-56.8	-28.7	4.1	72.3	58.8	-28.2	-36.0	-8.0	-55.3	-62.4	-50.6	-33.2	-23.2
20112 & 20113	Pembuatan kimia organik asas & Pembuatan sebatian bukan organik	10.2	0.5	2.8	8.4	-2.7	-5.4	-7.5	-11.7	2.8	-11.4	3.1	3.0	2.3	15.0	13.0
20121 & 20129	Pembuatan baja & Pembuatan produk campuran nitrogen	12.2	18.0	37.8	22.5	33.4	-11.9	-15.1	-15.3	31.5	-16.7	50.8	31.2	32.6	18.4	26.4
20131	Pembuatan plastik dalam bentuk primer Industri lain	7.5	-9.8	-3.3	1.2	-15.4	-20.4	-9.0	-2.9	-4.4	-2.4	-5.2	-2.7	-2.1	9.0	6.6
		33.6	57.2	56.9	60.6	55.1	56.8	8.5	-2.7	58.0	-3.2	64.3	54.7	51.9	55.0	61.9
<b>202 &amp; 203</b>	<b>Pembuatan produk kimia lain dan serat buatan manusia</b>	<b>20.5</b>	<b>30.9</b>	<b>30.0</b>	<b>32.3</b>	<b>37.7</b>	<b>24.9</b>	<b>21.4</b>	<b>20.7</b>	<b>34.5</b>	<b>20.6</b>	<b>33.0</b>	<b>32.9</b>	<b>24.6</b>	<b>30.8</b>	<b>28.3</b>
20210	Pembuatan racun perosak dan produk agrokimia lain	42.3	53.3	61.1	51.3	46.3	54.0	19.0	31.4	53.2	30.3	62.1	60.3	60.9	55.6	51.2
20221	Pembuatan cat, varnis dan penyadur dan mastik	44.1	33.0	59.3	41.4	41.1	4.2	18.9	34.5	54.4	31.2	79.3	72.4	33.6	28.5	34.8
20222	Pembuatan dakwat cetak	-1.0	16.2	20.3	15.6	17.1	11.8	-0.8	-4.1	17.5	-1.7	24.4	21.3	15.6	12.7	18.1
20231 & 20232	Pembuatan sabun dan bahan pencuci, penyediaan membersihkan dan mengilap & Pembuatan pewangi dan penyediaan dandanan diri	13.3	30.1	17.3	34.9	39.2	29.4	23.0	16.2	30.9	16.0	14.0	18.8	19.0	39.9	28.2
20291 & 20292 & 20299	Pembuatan plat fotografi, filem, sensitized paper dan other sensitized unexposed materials & Pembuatan dakwat menulis dan melukis & Pembuatan produk kimia lain t.t.t.l. Industri lain	6.5	23.8	11.3	15.4	32.5	35.3	26.0	9.9	16.7	14.0	11.4	10.7	11.9	16.5	15.2
		24.8	16.3	1.3	6.1	19.2	39.5	38.0	-2.8	7.3	4.4	4.5	3.7	-3.6	-9.8	13.6
<b>210</b>	<b>Pembuatan produk farmaseutikal, kimia perubatan dan botani</b>	<b>17.1</b>	<b>10.8</b>	<b>13.9</b>	<b>10.7</b>	<b>12.1</b>	<b>7.1</b>	<b>12.0</b>	<b>5.1</b>	<b>12.6</b>	<b>6.4</b>	<b>24.0</b>	<b>9.1</b>	<b>9.6</b>	<b>15.4</b>	<b>8.3</b>
21001	Pembuatan bahan aktif ubat-ubatan untuk digunakan oleh bidang farmakologi dalam pembuatan ubat-ubatan Industri lain	21.6	10.1	15.5	8.4	10.9	6.0	9.7	4.5	12.0	4.9	24.6	10.3	12.3	15.6	5.2
		-1.0	14.8	6.3	24.2	18.2	11.9	24.1	8.4	16.2	14.1	21.0	3.2	-2.8	14.6	26.9
<b>221</b>	<b>Pembuatan produk getah</b>	<b>36.3</b>	<b>-23.9</b>	<b>-27.9</b>	<b>-30.7</b>	<b>-20.9</b>	<b>-11.1</b>	<b>-10.8</b>	<b>-12.6</b>	<b>-28.2</b>	<b>-11.3</b>	<b>-25.8</b>	<b>-26.0</b>	<b>-30.8</b>	<b>-30.5</b>	<b>-30.7</b>
22111	Pembuatan tayar getah untuk kenderaan	32.9	-23.7	19.6	32.8	-52.6	-50.1	-41.4	-43.2	-11.1	-41.4	29.1	15.6	15.1	21.7	21.9
22112	Pembuatan bunga tayar yang boleh ditukar ganti dan tayar celup	-8.2	2.4	-8.9	6.0	22.9	-5.9	29.9	26.8	5.1	25.0	-8.0	-9.3	-9.5	-12.7	-10.2
22191 & 22193	Pembuatan produk lain daripada getah asli atau sintetik, tidak divulkan, divulkan atau dikeraskan & Pengilangan semula getah dan prosesan susu getah	-9.6	-7.6	-28.3	-6.6	13.9	-2.7	-8.6	-26.1	-10.1	-20.8	-25.9	-28.5	-30.1	-3.4	-11.9
22192	Pembuatan sarung tangan getah	47.9	-28.3	-32.8	-37.9	-23.9	-8.3	-8.4	-8.3	-33.9	-7.5	-31.3	-30.5	-35.2	-37.8	-36.5
22199	Pembuatan produk getah lain yang t.t.t.l.	23.8	-4.3	-10.6	-6.0	4.7	-4.5	-10.6	-13.9	-5.2	-11.5	-10.3	-13.7	-8.0	-4.6	-9.0
<b>222</b>	<b>Pembuatan produk plastik</b>	<b>21.0</b>	<b>5.4</b>	<b>6.7</b>	<b>6.6</b>	<b>6.9</b>	<b>1.7</b>	<b>-3.3</b>	<b>-1.2</b>	<b>6.7</b>	<b>-1.8</b>	<b>8.1</b>	<b>6.2</b>	<b>5.9</b>	<b>10.5</b>	<b>4.4</b>
22201 & 22202	Pembuatan produk plastik separa siap & Pembuatan produk plastik siap	20.9	-5.4	-6.1	-3.7	-4.3	-7.7	-3.2	-7.7	-4.5	-6.4	-5.2	-6.6	-6.4	-4.2	-4.2
22203	Pembuatan artikel plastik untuk pembungkusan barangan	28.3	29.4	20.9	38.0	32.7	25.5	5.4	-1.9	29.8	-0.3	19.8	22.6	20.3	35.3	39.4
22204	Pembuatan barangan plastik jurubina	60.0	19.5	37.6	27.0	13.1	6.6	27.9	33.8	27.9	34.8	45.2	39.6	30.2	28.6	32.4
22205	Pembuatan pinggan mangkuk, peralatan dapur dan barangan tandas daripada plastik	52.6	51.1	69.0	59.5	57.2	27.3	8.5	19.7	64.8	12.8	67.7	68.7	70.3	68.9	65.0
22209	Pembuatan pelbagai produk plastik t.t.t.l.	6.9	-19.4	-8.8	-24.2	-22.2	-22.3	-21.5	-8.0	-18.0	-10.6	-5.8	-9.7	-10.6	-10.8	-32.5
<b>231 (23101 &amp; 23102 &amp; 23109)</b>	<b>Pembuatan kaca dan produk kaca</b>	<b>-12.1</b>	<b>4.8</b>	<b>-14.2</b>	<b>1.0</b>	<b>45.0</b>	<b>7.0</b>	<b>-4.8</b>	<b>-2.1</b>	<b>3.5</b>	<b>-4.2</b>	<b>-22.5</b>	<b>-9.9</b>	<b>-9.8</b>	<b>-7.7</b>	<b>-2.5</b>

2023															Group Description/Period
Jun	Jul.	Ogo.	Sep.	Okt.	Nov.	Dis.	Jan.	Feb.	Mac	Apr.	Mei	Jun	Jul.	Ogo.	
<b>39.9</b>	<b>47.3</b>	<b>15.6</b>	<b>11.2</b>	<b>4.9</b>	<b>-2.7</b>	<b>-6.6</b>	<b>-6.4</b>	<b>-2.2</b>	<b>-8.1</b>	<b>-7.1</b>	<b>4.6</b>	<b>-9.3</b>	<b>-9.8</b>	<b>-5.9</b>	<b>Manufacture of products of wood, cork, straw and plaiting materials</b>
26.5	42.6	6.5	8.3	4.9	-1.2	-7.8	3.4	2.8	-3.2	0.3	16.2	-1.6	-1.0	4.6	Manufacture of veneer sheets and plywood
32.6	30.6	15.6	6.3	5.2	-4.5	-6.5	-15.8	-5.0	-14.8	-14.2	-2.6	-13.6	-17.7	-15.7	Manufacture of particle board and fibreboard
119.0	91.6	22.3	21.3	2.3	-3.4	-0.8	-5.9	-6.2	-1.9	-5.6	-6.5	-14.2	-11.2	-1.4	Manufacture of builders' carpentry
64.2	85.3	53.2	36.1	7.0	-4.5	-7.6	-22.0	-12.9	-17.4	-19.2	-7.9	-20.8	-19.3	-22.0	Other industry
<b>11.0</b>	<b>13.8</b>	<b>11.9</b>	<b>10.1</b>	<b>6.9</b>	<b>2.8</b>	<b>8.8</b>	<b>7.0</b>	<b>16.9</b>	<b>9.5</b>	<b>4.3</b>	<b>8.3</b>	<b>1.9</b>	<b>1.0</b>	<b>1.6</b>	<b>Manufacture of paper and paper products</b>
9.8	14.6	11.2	10.5	7.6	5.7	7.1	-1.4	8.8	-11.0	-14.2	2.8	-9.3	-12.0	-5.2	Manufacture of pulp, paper and paperboard
16.5	10.2	7.5	6.3	-1.2	-3.1	5.4	5.2	11.8	6.7	-6.9	-2.1	-8.4	-10.8	-11.5	Manufacture of corrugated paper and paperboard and of containers of paper and paperboard
20.3	26.5	28.6	24.6	33.2	29.8	28.6	42.7	21.4	24.8	34.1	2.6	0.0	-6.3	-12.1	Manufacture of envelopes and letter-card
12.3	16.5	16.2	13.6	13.2	1.7	9.8	5.9	19.7	17.2	15.7	15.8	9.9	15.4	17.8	Manufacture of household and personal hygiene paper
-3.3	19.3	18.9	18.2	26.4	19.8	18.0	29.4	32.6	23.4	33.7	15.5	16.8	13.2	2.4	Manufacture of gummed or adhesive paper in strips or rolls and labels and wall paper
10.8	12.5	12.4	5.6	3.2	4.8	13.1	10.4	34.1	39.2	40.3	46.6	36.4	42.0	50.4	Other industry
<b>54.5</b>	<b>33.8</b>	<b>12.7</b>	<b>12.2</b>	<b>8.9</b>	<b>9.4</b>	<b>4.5</b>	<b>3.2</b>	<b>10.2</b>	<b>9.3</b>	<b>2.6</b>	<b>7.6</b>	<b>6.5</b>	<b>6.7</b>	<b>8.9</b>	<b>Printing, service activities related to printing and reproduction of recorded media</b>
51.2	26.8	5.2	5.9	3.0	2.9	-5.4	-4.6	1.4	1.3	-1.6	2.9	2.5	5.0	7.1	Printing
69.8	71.0	58.4	48.6	39.3	37.5	49.9	36.7	50.4	50.2	20.3	27.1	23.5	13.3	16.1	Service activities related to printing
															Reproduction of recorded media
<b>59.2</b>	<b>51.8</b>	<b>59.6</b>	<b>60.6</b>	<b>56.0</b>	<b>32.1</b>	<b>25.4</b>	<b>26.0</b>	<b>25.0</b>	<b>14.5</b>	<b>0.6</b>	<b>2.7</b>	<b>-18.6</b>	<b>-25.6</b>	<b>-19.7</b>	<b>Manufacture of refined petroleum products</b>
<b>-0.5</b>	<b>-2.3</b>	<b>-1.7</b>	<b>0.1</b>	<b>-5.7</b>	<b>-4.2</b>	<b>-9.6</b>	<b>-7.2</b>	<b>-5.6</b>	<b>-6.6</b>	<b>-6.6</b>	<b>-7.2</b>	<b>-13.2</b>	<b>-12.1</b>	<b>-9.3</b>	<b>Manufacture of basic chemicals, fertilizer and nitrogen compounds, plastics and synthetic rubber in primary forms</b>
-29.7	-30.6	12.6	89.6	86.5	87.6	51.4	49.6	65.2	64.5	-15.6	-25.5	-40.8	-33.3	-40.1	Manufacture of liquefied or compressed inorganic industrial or medical gases
															Manufacture of basic organic chemicals
-0.5	-2.7	-5.1	0.1	-2.8	-5.0	-7.9	-8.2	-7.0	-7.4	-1.8	-14.5	-17.8	-19.1	-15.5	Manufacture of inorganic compounds
															Manufacture of fertilizers
23.0	36.8	35.8	27.7	-11.4	-10.3	-13.8	-14.5	-14.7	-16.1	-15.9	-6.0	-24.4	-24.3	-19.1	Manufacture of associated nitrogen products
-9.6	-13.7	-14.0	-18.6	-23.5	-15.5	-22.1	-10.3	-7.9	-8.9	-11.3	4.7	-1.8	7.5	13.5	Manufacture of plastics in primary forms
65.2	59.1	54.0	52.6	76.5	61.7	36.7	6.8	10.0	8.8	-2.9	0.5	-5.7	-15.3	-20.4	Other industry
<b>37.8</b>	<b>47.9</b>	<b>42.8</b>	<b>25.4</b>	<b>20.3</b>	<b>27.0</b>	<b>27.0</b>	<b>21.6</b>	<b>19.3</b>	<b>23.1</b>	<b>10.3</b>	<b>30.9</b>	<b>21.7</b>	<b>22.9</b>	<b>16.3</b>	<b>Manufacture of other chemical products and man-made fibres</b>
46.8	36.5	50.7	51.2	38.6	60.5	61.2	24.1	16.7	16.2	16.5	35.0	44.8	56.8	40.9	Manufacture of pesticides and other agrochemical products
66.0	109.1	43.5	6.2	-3.5	7.8	8.3	8.4	14.7	34.0	20.5	43.4	39.9	43.6	47.7	Manufacture of paints, varnishes and similar coatings ink and mastics
16.3	12.6	19.6	19.5	11.2	11.8	12.3	-1.0	-0.6	-0.9	-10.4	1.6	-2.9	3.4	-2.5	Manufacture of printing ink
															Manufacture of soap and detergents, cleaning and polishing preparations
36.0	46.9	46.7	26.8	31.8	31.2	25.4	23.4	23.7	22.0	4.3	35.5	11.4	11.4	3.1	Manufacture of perfumes and toilet preparations
															Manufacture of photographic plates, films, sensitized paper and other sensitized unexposed materials
14.4	19.3	35.6	43.1	29.1	34.0	42.8	40.1	22.3	15.7	5.1	12.7	12.2	8.4	-1.2	Manufacture of writing and drawing ink
															Manufacture of other chemical products n.e.c.
13.8	-1.2	38.2	25.3	35.8	43.0	40.1	43.7	30.1	40.3	33.3	-9.7	-22.8	-8.2	-38.2	Other industry
<b>8.5</b>	<b>15.9</b>	<b>11.7</b>	<b>8.9</b>	<b>7.4</b>	<b>6.7</b>	<b>7.2</b>	<b>6.9</b>	<b>15.8</b>	<b>13.6</b>	<b>7.7</b>	<b>9.1</b>	<b>-0.5</b>	<b>-0.3</b>	<b>1.3</b>	<b>Manufacture of pharmaceuticals, medicinal chemical and botanical products</b>
															Manufacture of medicinal active substances to be used for their pharmacological properties in the manufacture of medicaments
4.8	13.2	11.8	7.7	8.1	4.3	5.6	4.6	13.9	10.9	7.1	8.3	-1.2	-2.5	0.0	Other industry
30.9	31.1	11.0	14.8	4.2	17.3	14.1	18.9	25.5	28.0	11.2	12.9	2.6	10.2	7.6	Other industry
<b>-30.8</b>	<b>-30.5</b>	<b>-14.6</b>	<b>-13.9</b>	<b>-11.0</b>	<b>-11.5</b>	<b>-10.6</b>	<b>-11.7</b>	<b>-10.7</b>	<b>-10.1</b>	<b>-14.2</b>	<b>-10.4</b>	<b>-13.2</b>	<b>-10.8</b>	<b>-8.8</b>	<b>Manufacture of rubber products</b>
62.5	-66.4	-32.2	-36.0	-60.2	-42.8	-42.4	-40.7	-41.6	-42.0	-49.9	-34.9	-43.2	-42.5	-33.1	Manufacture of rubber tyres for vehicles
60.1	52.7	13.4	10.0	-10.4	-14.0	9.9	9.2	42.0	39.8	26.3	40.4	15.9	12.2	20.0	Manufacture of interchangeable tyre treads and retreading rubber tyres
															Manufacture of other products of natural or synthetic rubber, unvulcanized, vulcanized or hardened
-4.9	17.5	23.1	1.5	-1.9	-3.3	-2.7	-7.0	-10.9	-7.9	-30.4	-16.4	-30.0	-27.2	-28.7	Rubber remilling and latex processing
-39.4	-32.0	-20.3	-16.3	-5.3	-9.9	-9.7	-9.6	-7.9	-7.8	-8.3	-8.4	-8.1	-5.8	-3.0	Manufacture of rubber gloves
-4.7	5.3	5.4	3.5	-4.5	-6.5	-2.5	-9.6	-8.9	-12.9	-19.3	-8.6	-13.1	-7.3	-11.4	Manufacture of other rubber products n.e.c.
<b>4.6</b>	<b>8.5</b>	<b>5.6</b>	<b>6.6</b>	<b>2.4</b>	<b>2.2</b>	<b>0.7</b>	<b>-6.3</b>	<b>-2.3</b>	<b>-1.4</b>	<b>-7.1</b>	<b>8.1</b>	<b>-3.9</b>	<b>0.6</b>	<b>-1.7</b>	<b>Manufacture of plastics products</b>
															Manufacture of semi-manufactures of plastic products
-2.6	-3.6	-3.9	-5.4	-7.1	-8.6	-7.4	-7.7	-0.8	-1.1	-10.0	-0.4	-12.3	-8.8	-8.6	Manufacture of finished plastic products
39.5	29.8	30.2	38.6	28.8	24.1	23.8	2.6	5.8	7.9	-3.5	5.3	-7.3	-0.9	-8.7	Manufacture of plastic articles for the packing of goods
20.6	19.2	17.9	3.6	3.5	6.3	9.9	-0.1	42.9	41.2	33.4	41.3	26.9	49.5	40.5	Manufacture of builders' plastics ware
45.3	106.3	39.6	40.6	28.6	39.3	15.6	5.6	10.0	9.9	12.3	23.5	24.3	6.3	10.6	Manufacture of plastic tableware, kitchenware and toilet articles
-30.5	-22.5	-21.7	-22.5	-24.3	-21.5	-21.1	-20.9	-21.7	-21.9	-22.3	10.5	-6.2	4.5	5.5	Manufacture of diverse plastic products n.e.c.
<b>18.8</b>	<b>67.3</b>	<b>66.1</b>	<b>10.2</b>	<b>8.2</b>	<b>4.4</b>	<b>8.6</b>	<b>2.1</b>	<b>-10.1</b>	<b>-5.8</b>	<b>-3.7</b>	<b>-3.0</b>	<b>1.0</b>	<b>-10.5</b>	<b>-2.4</b>	<b>Manufacture of glass and glass products</b>

Jadual Table **1.4b** : Nilai Jualan Sektor Pembuatan Mengikut Kumpulan: Perubahan Peratusan Tahunan  
 : Sales Value of Manufacturing Sector by Group: Annual Percentage Change

Kod Kumpulan Group code	Keterangan Kumpulan/Tempoh	2021		2022				2022		2022	2023	2022				
		2021	2022	Q1	Q2	Q3	Q4	Q1	Q2	(Jan. - Ogo.)	(Jan. - Ogo.)	Jan.	Feb.	Mac	Apr.	Mei
<b>239</b>	<b>Pembuatan pengeluaran galian bukan logam t.t.t.l.</b>	<b>9.6</b>	<b>16.7</b>	<b>10.3</b>	<b>23.6</b>	<b>32.2</b>	<b>5.9</b>	<b>8.4</b>	<b>7.9</b>	<b>20.7</b>	<b>8.2</b>	<b>9.3</b>	<b>10.3</b>	<b>11.4</b>	<b>16.1</b>	<b>13.1</b>
23911	Pembuatan mortar refraktori dan konkrit &	7.0	6.1	-6.5	2.9	68.2	-7.2	-7.5	13.3	8.8	4.5	-6.9	-6.1	-6.4	-6.9	-17.5
23921	Pembuatan seramik bukan refraktori															
23930	Pembuatan produk porselin dan seramik lain	35.1	8.2	7.4	16.8	15.8	-5.1	-2.8	-14.1	15.3	-9.0	7.6	7.4	7.1	8.5	10.0
23941	Pembuatan simen hidrolik	5.7	22.1	6.0	23.3	57.1	14.9	22.2	13.7	22.2	16.4	1.3	7.3	9.4	11.5	10.5
23951	Pembuatan konkrit dan mortar siap bancuh dan banchuan kering	12.2	23.8	24.6	40.6	34.1	4.1	13.3	8.7	35.5	10.5	24.6	24.2	24.9	29.6	34.1
23952 & 23953 & 23959	Pembuatan konkrit pratuangan, simen atau artikel batu buatan yang digunakan dalam pembinaan; Pembuatan komponen struktur pasang siap untuk bangunan atau kejuruteraan awam dari simen, batu atau konkrit buatan	6.0	10.0	8.2	17.5	16.7	0.4	0.7	6.1	13.7	4.7	9.6	6.7	8.2	16.7	7.8
23990	Pembuatan produk mineral bukan logam lain t.t.t.l. Industri lain	27.1	21.8	15.0	28.8	25.0	20.0	8.3	-0.8	23.1	2.2	9.6	18.1	17.6	22.5	15.5
		11.6	24.9	21.1	38.6	44.8	4.7	5.4	15.9	33.8	10.1	25.2	20.3	18.2	11.5	47.2
<b>241 (24101 &amp; 24102 &amp; 24103 &amp; 24104 &amp; 24109)</b>	<b>Pembuatan besi dan keluli asas</b>	<b>9.0</b>	<b>9.6</b>	<b>14.4</b>	<b>17.5</b>	<b>9.4</b>	<b>0.5</b>	<b>7.0</b>	<b>6.3</b>	<b>16.2</b>	<b>6.6</b>	<b>12.4</b>	<b>13.9</b>	<b>17.1</b>	<b>8.9</b>	<b>15.2</b>
<b>242 (24201 &amp; 24202 &amp; 24209)</b>	<b>Pembuatan logam asas berharga dan logam bukan ferus lain</b>	<b>7.0</b>	<b>8.8</b>	<b>5.7</b>	<b>15.0</b>	<b>13.1</b>	<b>4.2</b>	<b>2.6</b>	<b>0.5</b>	<b>11.4</b>	<b>-0.1</b>	<b>6.3</b>	<b>4.9</b>	<b>6.0</b>	<b>11.9</b>	<b>10.5</b>
<b>243</b>	<b>Pengacuan logam</b>	<b>2.0</b>	<b>20.6</b>	<b>20.8</b>	<b>24.6</b>	<b>30.0</b>	<b>10.1</b>	<b>6.3</b>	<b>5.7</b>	<b>25.8</b>	<b>8.1</b>	<b>16.4</b>	<b>20.9</b>	<b>25.2</b>	<b>9.2</b>	<b>10.4</b>
<b>251 &amp; 252</b>	<b>Pembuatan produk struktur logam, tangki, takungan, penjana wap, senjata dan peluru</b>	<b>10.5</b>	<b>17.0</b>	<b>16.5</b>	<b>22.8</b>	<b>25.3</b>	<b>6.4</b>	<b>7.1</b>	<b>15.8</b>	<b>23.0</b>	<b>11.4</b>	<b>18.1</b>	<b>17.1</b>	<b>14.2</b>	<b>8.3</b>	<b>11.5</b>
25113 & 25119	Pembuatan pintu, tingkap dan bingkai, penutup tingkap dan pintu pagar daripada logam	9.5	16.9	19.0	25.2	19.3	6.2	4.3	19.0	23.8	11.8	20.7	18.8	17.1	5.2	12.2
25120	Pembuatan produk struktur logam lain															
	Pembuatan tangki, takungan dan kontena daripada logam	18.3	18.4	12.4	19.7	41.3	6.5	14.3	7.6	23.0	10.1	14.3	13.2	9.6	19.3	12.3
	Industri lain	-20.9	7.6	-6.5	-1.2	33.6	10.8	16.9	18.9	6.2	12.6	-11.0	8.0	-13.0	-13.3	-10.6
<b>259</b>	<b>Pembuatan lain-lain produk yang direka daripada logam; aktiviti perkhidmatan kerja logam</b>	<b>4.2</b>	<b>10.4</b>	<b>1.7</b>	<b>15.5</b>	<b>27.7</b>	<b>1.8</b>	<b>5.7</b>	<b>1.7</b>	<b>14.2</b>	<b>4.8</b>	<b>2.0</b>	<b>0.8</b>	<b>2.4</b>	<b>4.6</b>	<b>4.9</b>
25910	Tempaan, tekanan, hentakan dan bentuk geleskan logam; serbuk metalurgi	17.2	24.0	16.3	24.0	43.7	15.7	7.9	6.1	26.7	6.8	11.6	20.8	17.0	16.6	11.2
25920	Rawatan dan penyalutan logam; menggunakan mesin	35.6	21.8	4.4	26.6	45.7	17.7	33.9	10.6	22.1	17.8	11.0	-0.9	3.5	11.3	19.8
25991	Pembuatan tin untuk produk makanan dan minuman, tiub dan kotak boleh dilipat	-10.9	-2.5	-1.0	0.2	4.3	-12.1	-6.9	2.8	2.4	0.1	-0.3	-1.2	-1.6	-1.2	-3.3
25992 & 25993	Pembuatan kabel, plaited bands (jalur/pita berpintal) dan artikel seumpamanya daripada logam	0.6	2.7	-4.9	17.4	21.7	-13.4	-9.9	-9.3	10.6	-6.2	-4.4	-8.2	-2.2	6.6	0.5
25994	Pembuatan barangan rumah daripada logam	51.7	7.7	2.0	-7.8	20.8	19.6	17.4	15.2	2.3	13.7	27.7	15.2	-20.6	-28.8	-23.3
25999	Pembuatan produk lain yang direka daripada logam t.t.t.l.	5.5	21.0	5.3	17.1	43.1	22.4	28.0	7.0	19.7	15.2	3.7	7.1	5.2	-1.2	12.1
	Industri lain	26.7	21.7	30.3	11.1	22.0	24.2	39.4	45.1	20.7	44.0	37.5	43.5	14.3	6.4	3.0
<b>261</b>	<b>Pembuatan komponen dan papan elektronik</b>	<b>19.2</b>	<b>28.9</b>	<b>23.1</b>	<b>36.7</b>	<b>31.8</b>	<b>25.0</b>	<b>16.5</b>	<b>7.4</b>	<b>30.0</b>	<b>8.8</b>	<b>9.7</b>	<b>21.5</b>	<b>37.5</b>	<b>31.0</b>	<b>39.3</b>
26101 & 26102	Pembuatan diod, transistor dan alatan semikonduktor yang seumpamanya	16.6	34.0	34.3	43.3	37.7	23.4	5.7	-2.1	37.7	1.1	14.8	35.5	52.8	41.7	44.1
26103 & 26104 & 26105	Pembuatan kapasitor dan perintang elektrik															
26104 & 26105	Pembuatan papan litar bercetak	23.0	21.4	6.5	27.3	23.7	27.6	36.1	21.1	18.8	19.8	-0.3	2.5	16.7	15.3	32.9
26109	Pembuatan komponen paparan	22.1	29.8	28.3	32.4	33.6	25.6	15.8	33.2	31.2	29.5	34.2	21.0	29.4	30.5	32.9
26109	Pembuatan komponen lain untuk aplikasi elektronik															
<b>262 (26201 &amp; 26202)</b>	<b>Pembuatan komputer dan kelengkapan peranti</b>	<b>4.5</b>	<b>8.0</b>	<b>11.5</b>	<b>10.6</b>	<b>15.8</b>	<b>-4.0</b>	<b>-2.6</b>	<b>-1.3</b>	<b>11.7</b>	<b>1.1</b>	<b>17.3</b>	<b>17.1</b>	<b>1.2</b>	<b>16.9</b>	<b>6.7</b>
<b>263/26300</b>	<b>Pembuatan peralatan komunikasi</b>	<b>-15.5</b>	<b>0.3</b>	<b>-12.4</b>	<b>4.9</b>	<b>11.6</b>	<b>0.9</b>	<b>10.8</b>	<b>50.0</b>	<b>-2.2</b>	<b>40.0</b>	<b>-23.5</b>	<b>-15.6</b>	<b>2.3</b>	<b>2.8</b>	<b>11.8</b>
<b>264/26400</b>	<b>Pembuatan peralatan elektronik pengguna</b>	<b>8.3</b>	<b>11.0</b>	<b>14.5</b>	<b>16.6</b>	<b>26.6</b>	<b>-8.1</b>	<b>-9.3</b>	<b>-3.6</b>	<b>19.9</b>	<b>-4.0</b>	<b>13.9</b>	<b>4.9</b>	<b>24.6</b>	<b>25.1</b>	<b>10.8</b>
<b>265</b>	<b>Pembuatan kelengkapan mengukur, menguji, memandu arah dan kawalan; jam tangan dan jam</b>	<b>8.0</b>	<b>30.3</b>	<b>34.9</b>	<b>37.4</b>	<b>37.7</b>	<b>16.2</b>	<b>2.9</b>	<b>1.1</b>	<b>38.4</b>	<b>0.1</b>	<b>37.9</b>	<b>31.4</b>	<b>34.3</b>	<b>24.1</b>	<b>32.7</b>
26511 & 26512	Pembuatan kelengkapan mengukur, menguji, memandu arah dan kawalan	5.0	31.7	37.6	37.2	37.3	19.0	4.0	4.4	39.1	1.7	39.4	35.0	37.6	22.4	31.7
26520	Pembuatan kelengkapan kawalan proses perindustrian															
	Pembuatan jam tangan dan jam dan bahagiannya	33.7	20.9	16.4	38.8	40.9	-1.6	-6.6	-19.3	34.1	-11.3	25.4	10.2	13.2	34.4	39.1
<b>266/26600</b>	<b>Pembuatan peralatan penyinaran, perubatan elektro dan elektroterapeutik</b>	<b>24.7</b>	<b>-34.3</b>	<b>-49.3</b>	<b>-39.4</b>	<b>-36.7</b>	<b>-3.4</b>	<b>27.8</b>	<b>-8.0</b>	<b>-41.4</b>	<b>2.6</b>	<b>-55.6</b>	<b>-46.2</b>	<b>-45.3</b>	<b>-28.3</b>	<b>-43.6</b>

2023															Group Description/Period
Jun	Jul.	Ogo.	Sep.	Okt.	Nov.	Dis.	Jan.	Feb.	Mac	Apr.	Mei	Jun	Jul.	Ogo.	
47.1	44.4	31.2	22.9	7.6	5.3	5.0	3.8	12.3	9.3	5.7	10.6	7.8	8.1	8.2	<b>Manufacture of non-metallic mineral products n.e.c.</b>
															<i>Manufacture of refractory mortars and concretes</i>
47.7	137.5	56.2	39.8	-5.0	-7.4	-8.7	-13.3	-3.7	-5.3	11.4	28.6	2.6	11.6	18.6	<i>Manufacture of non-refractory ceramic</i>
35.0	42.2	12.8	-1.5	-5.3	-6.3	-3.7	2.5	-2.5	-8.6	-13.6	-12.2	-16.5	-13.4	-6.6	<i>Manufacture of other porcelain and ceramic products</i>
60.3	59.5	58.6	53.3	19.6	13.4	12.5	25.3	21.7	19.8	13.7	14.2	13.2	13.6	8.8	<i>Manufacture of hydraulic cement</i>
62.3	60.2	38.4	12.3	2.2	1.2	8.6	8.1	18.7	13.5	8.6	8.9	8.6	10.8	6.5	<i>Manufacture of ready-mix and dry-mix concrete and mortars</i>
															<i>Manufacture of precast concrete, cement or artificial stone articles for use in construction</i>
30.0	23.1	14.3	13.3	4.4	0.3	-2.8	-7.9	6.1	4.8	-0.9	9.4	11.2	8.8	9.9	<i>Manufacture of prefabricated structural components for building or civil engineering of cement, concrete or artificial stone</i>
															<i>Manufacture of other articles of concrete, cement and plaster n.e.c.</i>
51.7	35.4	22.6	17.4	12.3	23.5	24.1	3.5	15.7	5.9	3.2	5.6	-10.3	-8.9	3.7	<i>Manufacture of other non-metallic mineral products n.e.c.</i>
73.8	79.7	37.9	28.6	5.4	7.1	1.8	3.6	5.6	6.9	15.3	15.3	17.2	12.9	6.4	<i>Other industry</i>
<b>34.2</b>	<b>30.9</b>	<b>9.2</b>	<b>-0.8</b>	<b>-0.4</b>	<b>2.0</b>	<b>-0.1</b>	<b>-3.9</b>	<b>12.6</b>	<b>13.5</b>	<b>2.1</b>	<b>5.1</b>	<b>12.9</b>	<b>13.3</b>	<b>1.2</b>	<b>Manufacture of basic iron and steel</b>
<b>25.6</b>	<b>38.5</b>	<b>4.5</b>	<b>6.3</b>	<b>6.5</b>	<b>2.3</b>	<b>3.8</b>	<b>1.9</b>	<b>1.9</b>	<b>3.9</b>	<b>1.8</b>	<b>6.5</b>	<b>-8.2</b>	<b>-12.9</b>	<b>-0.5</b>	<b>Manufacture of basic precious and other non-ferrous metals</b>
<b>76.6</b>	<b>51.5</b>	<b>26.8</b>	<b>19.6</b>	<b>12.2</b>	<b>12.6</b>	<b>6.0</b>	<b>7.6</b>	<b>9.0</b>	<b>2.5</b>	<b>-1.5</b>	<b>3.6</b>	<b>16.1</b>	<b>16.5</b>	<b>14.2</b>	<b>Casting of metals</b>
<b>58.0</b>	<b>51.2</b>	<b>23.8</b>	<b>7.6</b>	<b>4.8</b>	<b>5.3</b>	<b>9.0</b>	<b>1.9</b>	<b>7.1</b>	<b>12.9</b>	<b>17.5</b>	<b>18.9</b>	<b>11.2</b>	<b>11.2</b>	<b>12.4</b>	<b>Manufacture of structural metal products, tanks, reservoirs, steam generators, weapons and ammunition</b>
															<i>Manufacture of metal doors, windows and their frames, shutters and gates</i>
77.7	42.1	21.3	1.0	3.6	5.1	9.6	-2.9	8.3	8.8	20.5	21.2	15.3	10.2	18.1	<i>Manufacture of other structural metal products</i>
															<i>Manufacture of tanks, reservoirs and containers of metal</i>
27.4	80.1	26.9	27.8	6.8	6.1	6.7	16.3	2.3	24.5	9.8	12.3	1.6	13.7	1.9	<i>Other industry</i>
26.9	39.6	55.9	8.5	15.2	1.4	16.3	10.5	19.9	21.2	21.0	23.7	12.5	9.8	-10.3	<i>Other industry</i>
<b>48.2</b>	<b>47.6</b>	<b>31.9</b>	<b>9.7</b>	<b>3.6</b>	<b>0.3</b>	<b>1.5</b>	<b>3.3</b>	<b>10.8</b>	<b>3.1</b>	<b>-2.9</b>	<b>4.2</b>	<b>4.2</b>	<b>8.5</b>	<b>8.9</b>	<b>Manufacture of other fabricated metal products; metal working service activities</b>
															<i>Forging, pressing, stamping and roll-forming of metal; powder metallurgy</i>
50.1	49.3	52.4	31.7	25.3	13.8	8.9	8.8	9.1	6.0	5.4	8.3	4.6	6.1	6.7	<i>Treatment and coating of metals; machining</i>
57.4	80.9	30.6	34.2	15.3	10.3	27.3	44.5	48.1	10.9	9.4	16.3	6.7	4.4	4.9	<i>Manufacture of tins and cans for food products, collapsible tubes and boxes</i>
5.1	17.7	8.3	-9.0	-9.2	-13.8	-13.1	-13.6	-3.1	-3.3	-3.5	11.6	1.4	6.3	9.0	<i>Manufacture of metal cable, plaited bands and similar articles</i>
															<i>Manufacture of bolts, screws, nuts and similar threaded products</i>
70.5	57.0	26.6	-4.9	-11.6	-14.9	-13.6	-13.5	-4.0	-12.0	-15.6	-10.5	-0.3	6.0	8.0	<i>Manufacture of metal household articles</i>
															<i>Manufacture of any other fabricated metal products n.e.c.</i>
75.4	21.3	21.1	19.8	24.0	15.6	19.4	20.1	27.2	6.7	22.8	17.5	5.8	4.2	8.8	<i>Other industry</i>
62.3	53.7	54.3	26.3	21.2	23.7	22.3	26.5	29.7	27.8	2.3	12.2	7.8	13.5	8.0	<i>Other industry</i>
27.6	23.9	20.8	21.4	18.6	26.8	27.0	23.0	55.6	43.4	41.2	51.3	43.4	46.0	52.6	<i>Other industry</i>
<b>39.7</b>	<b>28.3</b>	<b>33.7</b>	<b>32.9</b>	<b>30.7</b>	<b>30.7</b>	<b>14.5</b>	<b>13.8</b>	<b>18.4</b>	<b>16.8</b>	<b>9.5</b>	<b>6.5</b>	<b>6.5</b>	<b>3.5</b>	<b>-2.5</b>	<b>Manufacture of electronic components and boards</b>
															<i>Manufacture of diodes, transistors and similar semiconductor devices</i>
44.1	28.0	42.3	42.2	30.0	23.4	17.0	6.3	4.8	6.0	-6.3	-0.7	0.4	3.9	-4.8	<i>Manufacture of electronic integrated circuits micro assemblies</i>
															<i>Manufacture of electrical capacitors and resistors</i>
33.6	28.3	22.5	21.4	30.8	42.6	11.5	28.5	42.6	36.1	36.4	15.7	13.7	-0.5	-2.3	<i>Manufacture of printed circuit boards</i>
															<i>Manufacture of display components</i>
33.6	35.1	32.1	33.8	43.2	27.9	7.0	3.9	21.3	22.3	28.9	29.1	40.8	45.2	40.8	<i>Manufacture of other components for electronic applications</i>
<b>6.8</b>	<b>6.5</b>	<b>22.3</b>	<b>20.8</b>	<b>-7.3</b>	<b>-1.3</b>	<b>-3.0</b>	<b>-3.4</b>	<b>-2.3</b>	<b>-2.0</b>	<b>-7.7</b>	<b>12.3</b>	<b>-5.1</b>	<b>12.4</b>	<b>10.9</b>	<b>Manufacture of computers and peripheral equipment</b>
<b>1.4</b>	<b>-1.7</b>	<b>16.9</b>	<b>17.5</b>	<b>-2.3</b>	<b>-2.5</b>	<b>7.4</b>	<b>6.2</b>	<b>12.3</b>	<b>13.2</b>	<b>51.6</b>	<b>52.6</b>	<b>46.8</b>	<b>81.3</b>	<b>68.7</b>	<b>Manufacture of communication equipment</b>
<b>13.5</b>	<b>74.5</b>	<b>12.6</b>	<b>13.8</b>	<b>-8.5</b>	<b>-5.3</b>	<b>-10.8</b>	<b>-16.7</b>	<b>-5.6</b>	<b>-5.5</b>	<b>-14.2</b>	<b>3.7</b>	<b>1.3</b>	<b>5.7</b>	<b>2.1</b>	<b>Manufacture of consumer electronics</b>
<b>53.9</b>	<b>55.8</b>	<b>36.1</b>	<b>25.9</b>	<b>26.3</b>	<b>27.0</b>	<b>-0.1</b>	<b>-10.5</b>	<b>12.1</b>	<b>11.9</b>	<b>2.9</b>	<b>6.8</b>	<b>-4.5</b>	<b>-4.0</b>	<b>-5.9</b>	<b>Manufacture of measuring, testing, navigating and control equipment; watches and clocks</b>
															<i>Manufacture of measuring, testing, navigating and control equipment</i>
55.7	56.4	33.5	27.0	29.9	32.9	0.8	-10.7	14.4	14.1	7.6	10.9	-2.8	-3.8	-5.7	<i>Manufacture of industrial process control equipment</i>
42.6	52.3	57.6	18.3	5.3	-3.3	-6.7	-8.5	-5.4	-5.5	-23.6	-18.2	-16.5	-5.4	-7.0	<i>Manufacture of watches and clocks and parts</i>
<b>-44.6</b>	<b>-44.9</b>	<b>-19.6</b>	<b>-42.5</b>	<b>-43.2</b>	<b>60.4</b>	<b>27.6</b>	<b>25.8</b>	<b>26.5</b>	<b>30.8</b>	<b>-15.7</b>	<b>10.1</b>	<b>-13.4</b>	<b>-9.2</b>	<b>-8.9</b>	<b>Manufacture of irradiation, electromedical and electrotherapeutic equipment</b>

Jadual Table **1.4b** : Nilai Jualan Sektor Pembuatan Mengikut Kumpulan: Perubahan Peratusan Tahunan  
 : Sales Value of Manufacturing Sector by Group: Annual Percentage Change

Kod Kumpulan Group code	Keterangan Kumpulan/Tempoh	2021		2022				2022		2022	2023	2022				
		2021	2022	Q1	Q2	Q3	Q4	Q1	Q2	(Jan. - Ogo.)	(Jan. - Ogo.)	Jan.	Feb.	Mac	Apr.	Mei
267 ( 26701 & 26702 ) & 268 (26800)	Pembuatan peralatan optikal, kelengkapan fotografi, media magnetik dan optikal	18.7	33.7	33.7	36.2	67.7	9.5	26.0	20.2	47.8	22.1	22.9	25.0	54.7	29.2	33.4
271	Pembuatan motor elektrik, penjana, transformer dan perkakasan pengagihan dan pengawalan elektrik	21.4	33.3	37.9	36.0	43.8	18.6	9.0	5.8	40.2	10.5	30.5	41.3	42.2	34.7	33.7
27101	Pembuatan motor elektrik, penjana dan transformer	13.1	17.2	25.6	27.1	19.3	0.4	-9.8	-18.4	25.2	-10.1	25.7	23.2	27.6	29.4	26.3
27102	Pembuatan perkakasan pengagihan dan pengawalan elektrik	26.7	42.5	45.1	41.1	58.5	28.5	18.6	18.2	49.1	20.7	33.3	52.0	50.6	37.8	37.6
272/ 27200	Pembuatan bateri dan akumulator	-3.7	33.6	25.8	12.8	33.6	58.0	29.0	25.1	19.3	9.9	13.4	34.2	33.7	3.7	22.9
273	Pembuatan pendawaian dan peranti pendawaian	26.2	0.0	12.3	6.0	1.3	-16.1	-9.5	-12.8	7.9	-10.8	13.5	11.9	11.4	13.6	2.6
27310	Pembuatan kabel gantian optikal	35.4	14.9	33.9	48.7	2.5	-8.1	23.6	28.7	33.1	29.9	22.6	41.1	39.3	49.9	48.8
27320	Pembuatan wayar dan kabel elektronik dan elektrik lain	24.2	0.1	11.0	5.4	2.7	-15.4	-9.3	-13.5	7.6	-11.5	12.5	10.5	9.9	13.2	1.4
27330	Pembuatan alatan pendawaian pembawa dan bukan pembawa arus untuk litar elektrik (tanpa mengira jenis bahan)	54.9	-7.4	22.1	-1.1	-16.0	-28.9	-25.6	-23.3	2.4	-21.1	25.4	21.3	19.8	5.6	2.5
274/ 27400	Pembuatan kelengkapan pencahayaan elektrik	-2.8	27.1	28.5	28.0	38.7	15.4	9.3	1.2	33.4	9.2	12.3	38.8	35.6	13.5	35.9
275/ 27500	Pembuatan perkakasan domestik	9.5	8.7	7.6	12.3	17.8	-1.4	2.8	-0.3	12.0	0.5	14.2	-3.7	12.3	13.4	11.6
279/ 27900	Pembuatan kelengkapan elektrik lain	17.7	4.0	16.7	-2.9	3.7	0.7	10.3	24.7	5.8	19.0	8.9	21.8	20.2	-3.5	-2.7
281 & 282	Pembuatan jentera kegunaan umum dan kegunaan khas	16.2	6.9	9.3	4.6	7.7	6.3	4.9	-2.3	7.7	-1.6	16.6	7.3	4.4	4.5	4.4
28120	Pembuatan alat-alat kuasa bendalir &	25.9	2.4	-14.7	-1.4	23.3	1.5	12.7	-21.2	1.7	-15.6	37.3	-24.5	-34.1	-3.8	-10.6
28130	Pembuatan pam, pemampat, kepala paip dan injap lain															
28180	Pembuatan alatan tangan yang menggunakan kuasa dilengkapkan dengan motor elektrik atau bukan motor elektrik atau pneumatik &	27.7	1.0	-3.3	-1.4	3.4	5.1	6.5	-8.6	-0.9	-4.1	-1.7	-3.5	-4.8	-0.4	-1.6
28220	Pembuatan jentera pembentukan logam dan alatan mesin															
28192	Pembuatan mesin penyaman udara, termasuk untuk kenderaan bermotor	17.8	-6.1	10.9	3.2	-12.6	-23.6	-21.7	-17.5	4.1	-20.7	8.7	13.5	10.6	8.9	4.8
28290	Pembuatan lain-lain mesin bertujuan khas t.t.t.l. Industri lain	-11.4	37.9	28.5	15.6	45.6	61.4	36.7	10.5	26.3	10.2	41.1	22.1	23.2	10.8	20.1
		21.7	10.8	16.6	7.5	8.3	11.8	12.5	16.8	11.7	15.8	29.9	13.0	8.0	3.4	6.6
291 ( 29101 & 29102 )	Pembuatan kenderaan bermotor	5.8	12.7	5.8	21.0	22.1	7.0	25.1	5.5	16.4	17.0	9.7	6.6	1.1	3.1	10.8
292/ 29200	Pembuatan kerangka (coachwork) untuk kenderaan bermotor; pembuatan treler dan semi treler	19.7	17.6	29.7	19.2	20.6	5.1	5.8	-1.3	24.9	8.6	27.4	28.2	32.6	13.6	19.8
293/ 29300	Pembuatan alat ganti dan aksesori untuk kenderaan bermotor	5.4	17.9	2.7	19.1	46.2	9.8	14.1	10.8	18.7	12.7	3.5	1.1	3.5	5.6	10.8
301 ( 30110 & 30120 )	Pembinaan kapal dan bot	50.7	0.9	7.2	2.6	-3.9	-1.3	26.2	31.3	3.7	20.9	10.4	4.7	6.5	4.0	1.4
302, 303, 304 & 309	Pembuatan lokomotif keretapi, rolling stock, kapal angkasa dan udara, jentera berkaitan, kenderaan tempur ketenteraan, dan kelengkapan pengangkutan t.t.t.l.	-5.9	17.1	0.4	19.3	38.5	16.9	-3.7	-6.3	15.4	-3.4	-0.9	2.7	-0.1	7.9	18.0
30910	Pembuatan motosikal	-13.2	26.3	-11.4	21.2	69.4	44.1	11.7	-3.2	16.1	5.2	-11.2	-10.7	-12.2	5.9	12.7
30920	Pembuatan basikal dan invalid carriages Industri lain	3.4	24.3	2.3	40.1	46.5	17.3	-6.5	-15.3	27.4	-14.3	-5.7	12.3	3.5	10.3	20.3
		-6.6	9.5	5.1	8.7	21.4	6.1	-8.4	-2.5	9.2	-1.5	6.8	5.0	3.6	7.7	19.9
310	Pembuatan perabot	-5.7	9.8	6.7	18.9	29.4	-5.2	-5.7	-1.9	17.1	-3.3	8.0	5.8	6.2	18.8	10.8
31001	Pembuatan perabot kayu dan rotan Industri lain	-21.9	1.0	-11.9	2.7	35.4	-4.4	-9.5	-1.4	1.0	-5.3	-9.6	-14.5	-11.6	-2.3	-8.7
		26.3	20.5	40.3	39.3	23.6	-6.0	-1.5	-2.4	40.9	-1.3	38.1	43.0	40.1	45.6	35.3
321 ( 32110 & 32120 )	Pembuatan barang kemas, bijouterie dan artikel berkaitan	1.9	25.5	-8.1	19.0	133.9	16.8	6.4	-8.1	24.9	-3.6	-7.9	-7.8	-8.6	-8.7	9.3
322, 325 & 329	Pembuatan instrumen muzik, peralatan dan bekalan perubatan dan pergigian dan pembuatan lain t.t.t.l.	7.0	10.7	13.1	13.6	17.0	0.1	4.3	18.3	15.2	13.0	15.0	14.4	10.0	11.0	9.5
32901	Pembuatan alat tulis Industri lain	12.7	9.5	-4.0	1.0	37.2	7.7	14.6	11.0	7.9	7.1	0.3	-1.1	-10.0	-5.8	-4.3
		5.2	11.0	19.4	18.5	11.0	-2.0	1.2	20.7	17.9	15.0	20.1	19.9	18.3	17.4	15.0
323/ 32300	Pembuatan barangan sukan	-26.7	5.4	-1.4	-12.0	30.1	15.5	16.6	30.6	0.2	21.3	1.2	1.3	-5.9	-7.7	-24.2
324/ 32400	Pembuatan permainan dan mainan	3.8	2.6	27.9	16.7	-3.4	-23.8	-28.1	-6.5	19.0	-14.9	48.7	48.9	-0.7	7.9	5.8
331 & 332	Pembaikan pemasangan produk logam, jentera, kelengkapan dan pemasangan jentera perindustrian dan kelengkapan	0.0	7.9	6.1	10.1	10.2	6.2	7.4	11.5	8.4	9.6	9.6	2.4	6.1	9.4	9.0
33150	Pembaikan dan penyelenggaraan kelengkapan pengangkutan kecuali motosikal dan basikal Industri lain	6.2	17.8	13.1	24.6	22.4	13.9	10.2	9.3	20.2	9.6	7.1	9.5	20.6	23.5	25.4
		-2.8	2.8	2.6	3.1	3.7	2.1	5.9	12.8	2.7	9.6	10.9	-0.6	-2.0	2.0	1.7
<b>Jumlah Pembuatan</b>		<b>15.5</b>	<b>15.8</b>	<b>12.8</b>	<b>17.4</b>	<b>22.5</b>	<b>11.1</b>	<b>8.2</b>	<b>-1.0</b>	<b>17.4</b>	<b>1.7</b>	<b>13.1</b>	<b>11.2</b>	<b>13.9</b>	<b>13.2</b>	<b>15.7</b>



2023															Group Description/Period
Jun	Jul.	Ogo.	Sep.	Okt.	Nov.	Dis.	Jan.	Feb.	Mac	Apr.	Mei	Jun	Jul.	Ogo.	
44.3	110.9	76.3	32.8	-4.9	22.3	12.9	21.8	28.7	27.5	23.0	38.7	5.0	16.3	23.2	<b>Manufacture of optical instruments, photographic equipment, magnetic and optical media</b>
39.5	60.9	40.6	33.2	24.3	23.9	8.5	14.3	10.5	3.1	-1.6	13.7	6.3	17.6	19.8	<b>Manufacture of electric motors, generators, transformers and electricity distribution and control apparatus</b>
25.4	27.7	16.5	14.2	4.1	15.9	-16.1	-7.6	-3.4	-17.4	-25.1	-9.8	-18.7	-7.8	11.5	Manufacture of electric motors, generators and transformers
47.7	84.3	54.6	43.4	35.2	28.0	22.7	26.5	17.1	13.2	11.2	25.3	18.6	29.9	23.5	Manufacture of electricity distribution and control apparatus
12.6	25.6	17.0	59.9	64.0	36.0	76.2	34.6	33.5	18.9	39.8	27.6	12.7	-27.8	-25.6	<b>Manufacture of batteries and accumulators</b>
1.6	5.3	4.3	-5.2	-16.1	-16.8	-15.4	-13.1	-5.5	-9.5	-19.0	-8.2	-10.4	-8.9	-10.7	<b>Manufacture of wiring and wiring devices</b>
47.2	9.5	19.6	-20.0	-22.7	5.4	-5.6	29.5	20.3	21.3	8.1	42.7	38.6	38.0	41.5	Manufacture of fibre optic cables
1.5	7.1	5.4	-3.9	-14.6	-15.8	-15.9	-13.2	-5.4	-9.1	-19.2	-9.5	-11.2	-10.1	-13.3	Manufacture of other electronic and electric wires and cables
-9.9	-16.1	-15.2	-16.6	-32.4	-37.5	-13.7	-29.3	-19.8	-27.2	-30.2	-16.4	-22.6	-17.4	-1.1	Manufacture of current-carrying and non current-carrying wiring devices for electrical circuits regardless of material
36.2	69.8	34.9	22.9	-14.2	33.0	41.8	19.2	12.1	-1.0	-1.2	6.8	-1.8	24.7	15.9	<b>Manufacture of electric lighting equipment</b>
11.8	15.4	19.9	17.8	2.9	-2.3	-4.5	-9.3	11.8	7.8	-1.9	0.8	0.3	-3.4	0.5	<b>Manufacture of domestic appliances</b>
-2.6	5.5	4.1	2.0	3.2	2.9	-3.6	10.2	10.8	9.8	19.8	35.4	19.7	30.8	17.8	<b>Manufacture of other electrical equipment</b>
4.8	18.9	4.1	2.3	2.0	5.0	11.9	2.5	5.7	6.6	-4.2	5.5	-7.4	-8.9	-9.7	<b>Manufacture of general-purpose and special-purpose machinery</b>
10.9	74.4	10.8	10.3	5.4	5.0	-6.0	11.5	24.1	2.4	-25.5	-13.2	-23.7	-30.6	-39.1	Manufacture of fluid power equipment
-2.2	2.2	4.1	3.8	-5.7	9.9	11.6	5.2	6.1	8.4	-11.6	-5.3	-8.7	-14.2	-6.3	Manufacture of other pumps, compressors, taps and valves
-3.6	34.5	-25.2	-25.8	-25.1	-30.2	-14.7	-23.6	-22.8	-18.5	-21.2	-2.6	-27.1	-29.5	-20.7	Manufacture of power-driven hand tools with self-contained electric or non-electric motor or pneumatic drives
16.5	28.6	54.2	54.0	55.2	54.6	73.7	32.8	37.6	39.8	28.7	18.6	-9.5	-3.7	-32.8	Manufacture of metal-forming machinery and machine tools
12.7	11.1	11.8	2.5	10.6	14.2	10.5	9.0	15.5	13.5	8.8	20.7	20.8	16.2	21.5	Manufacture of air-conditioning machines, including for motor vehicles
68.0	28.9	29.8	11.5	-7.6	10.5	17.6	23.2	18.7	33.5	-13.4	22.3	9.3	26.7	16.0	<b>Manufacture of motor vehicles</b>
28.1	28.0	28.9	9.3	0.6	7.8	7.1	8.9	15.5	-3.6	-15.2	6.7	10.0	43.3	29.2	<b>Manufacture of bodies (coachwork) for motor vehicles; manufacture of trailers and semi-trailers</b>
48.6	51.2	45.7	41.8	2.3	13.4	13.7	16.0	17.9	9.4	-1.2	22.4	11.7	14.8	12.1	<b>Manufacture of parts and accessories for motor vehicles</b>
1.8	11.5	-10.1	-9.5	-1.6	-1.9	-0.2	16.1	27.6	34.9	39.8	41.3	12.7	-5.5	-3.7	<b>Building of ships and boats</b>
38.0	50.8	32.1	34.4	30.6	12.2	10.1	-5.4	-1.8	-3.5	-15.8	-1.1	-0.2	2.3	1.0	<b>Manufacture of railway locomotives, rolling stock, air and spacecraft, related machinery, military fighting vehicles and transport equipment n.e.c</b>
58.0	74.0	67.2	67.1	61.2	40.2	35.3	12.1	14.6	8.9	-12.3	-3.6	6.9	10.9	8.7	Manufacture of motorcycles
157.6	123.3	27.9	25.3	24.3	21.7	6.6	-6.4	8.4	-17.6	-18.2	-12.8	-14.7	-22.4	-25.7	Manufacture of bicycles and invalid carriages
0.9	17.6	19.9	26.7	23.1	-2.6	1.4	-12.0	-13.0	-1.0	-16.2	8.2	4.8	12.3	13.6	Other industry
30.2	82.8	20.2	11.0	-3.3	-6.0	-6.2	-9.9	-3.3	-3.6	-8.4	8.1	-5.4	-1.3	0.3	<b>Manufacture of furniture</b>
25.6	73.5	23.5	23.4	3.5	-5.6	-9.7	-15.2	-3.2	-9.3	-2.6	10.9	-12.6	-5.0	1.0	Manufacture of wooden and cane furniture
35.9	94.3	16.8	0.9	-9.0	-6.4	-2.6	-4.0	-3.4	3.2	-13.4	5.8	2.9	2.8	-0.5	Other industry
94.9	253.3	198.9	62.3	21.2	17.5	12.3	4.8	9.5	5.3	-7.8	-7.9	-8.6	-8.8	-10.2	<b>Manufacture of jewellery, bijouterie and related articles</b>
21.2	23.4	18.7	9.8	-1.7	2.2	-0.1	1.4	7.4	4.1	11.4	28.9	15.1	17.8	18.1	<b>Manufacture of musical instruments, medical and dental instruments and supplies and other manufacturing n.e.c.</b>
15.2	48.6	31.9	31.8	11.6	8.9	3.0	16.9	18.6	8.6	14.3	14.6	4.3	-7.8	-5.0	Manufacture of stationery
23.5	15.5	14.2	4.4	-5.4	0.3	-1.0	-3.1	4.1	2.7	10.5	33.6	18.9	28.1	27.3	Other industry
-1.5	47.0	24.1	21.3	29.6	9.9	9.9	17.1	11.2	21.2	32.4	39.6	18.6	16.3	11.8	<b>Manufacture of sports goods</b>
74.3	-10.5	27.8	-16.7	-25.3	-19.4	-26.7	-28.1	-37.0	-18.9	-21.2	2.2	5.8	-0.9	-6.5	<b>Manufacture of games and toys</b>
12.3	10.5	10.3	9.8	6.8	5.1	6.7	3.7	15.4	4.5	9.8	12.4	12.9	10.8	11.0	<b>Repair of fabricated metal products, machinery and equipment and installation of industrial machinery and equipment</b>
25.7	28.8	27.5	15.6	16.5	16.1	9.2	9.4	28.5	-0.3	12.6	6.7	6.5	2.8	15.0	Repair and maintenance of transport equipment except motorcycles and bicycles
6.2	2.0	2.4	6.1	1.8	-0.4	5.4	0.8	9.5	7.8	8.1	15.6	16.4	15.5	8.7	Other industry
23.4	23.8	24.4	19.5	12.9	11.8	8.8	6.5	10.3	8.0	-2.0	3.3	-4.0	-3.0	-3.3	<b>Total Manufacturing</b>

Jadual Table **1.4c** : Nilai Jualan Sektor Pembuatan Mengikut Kumpulan: Perubahan Peratusan Bulanan/Suku Tahunan  
 : Sales Value of Manufacturing Sector by Group: Monthly/Quarterly Percentage Change

Kod Kumpulan Group code	Keterangan Kumpulan/Tempoh	2022				2023		2022				
		Q1	Q2	Q3	Q4	Q1	Q2	Jan.	Feb.	Mac	Apr.	Mei
101	<b>Pemrosesan dan pengawetan daging</b>	0.3	2.1	1.5	3.2	-0.5	5.5	4.8	-5.5	-3.6	7.3	1.0
102	<b>Pemrosesan dan pengawetan ikan, krustasea dan moluska</b>	-7.1	0.0	-2.0	2.5	0.7	2.6	-1.8	-10.6	7.0	-1.7	0.1
	10201 & Pengetinan ikan, krustasea dan moluska											
	10202 Pemrosesan dan pengawetan ikan, krustasea dan moluska	-7.2	0.4	-2.6	2.2	0.2	2.6	-1.8	-10.7	7.0	-1.5	0.5
	Industri lain	-5.8	-6.6	8.1	6.8	7.4	1.3	-2.4	-8.5	7.4	-5.4	-7.1
103	<b>Pemrosesan dan pengawetan buah-buahan dan sayur - sayuran</b>	6.0	-0.7	2.6	3.5	10.3	16.0	13.9	-11.1	-2.9	4.3	-0.8
	10303 & Pengetinan nanas											
	10304 Pembuatan jem, marmalad dan sajian jeli	-7.7	2.7	28.2	5.1	8.4	28.3	11.9	-9.9	-15.7	11.3	-7.3
	Industri lain	9.4	-1.4	-2.8	3.1	10.9	12.6	14.3	-11.4	-0.1	3.0	0.5
104	<b>Pembuatan minyak dan lemak daripada sayuran dan haiwan</b>	-20.8	41.6	-6.5	0.3	-21.1	0.8	-13.1	-7.4	-0.9	38.3	7.0
	10404 Pembuatan minyak sayuran mentah bertapis											
	10406 Pembuatan sebatian lemak masakan	-2.8	28.7	13.5	-12.0	-4.9	5.1	3.1	-12.2	9.4	17.9	6.6
	10405 Pembuatan minyak kelapa	15.7	-3.3	14.2	-3.9	-20.3	-13.8	9.4	7.3	1.8	-10.6	5.9
	Industri lain	-22.8	43.6	-8.9	2.0	-23.1	0.3	-14.9	-7.0	-2.1	41.6	7.0
105	<b>Pembuatan produk tenusu</b>	3.9	3.2	1.8	-1.3	0.2	4.1	8.0	-2.6	1.6	3.1	-0.4
	10502 Pembuatan susu pekat, tepung dan sejat	4.1	3.7	1.3	-1.0	0.7	3.8	8.1	-2.4	1.7	3.6	-0.4
	Industri lain	2.0	-4.4	8.2	-6.2	-6.5	7.8	7.2	-5.4	-0.3	-3.5	-0.9
106	<b>Pembuatan produk bijian, kanji dan produk berkanji</b>	8.8	10.3	-6.1	4.3	1.5	1.6	9.3	-0.6	6.6	12.7	-6.1
	10611 Pengilangan beras	9.9	18.0	-7.3	0.6	2.4	3.6	8.2	8.0	0.7	30.2	-12.4
	10613 Pengilangan tepung	9.1	3.4	-5.1	7.1	1.7	0.2	11.4	-7.6	13.1	-3.4	1.7
	Industri lain	-10.4	3.8	-0.5	19.7	-13.8	-7.1	-4.8	-10.3	1.8	9.4	-5.7
107	<b>Pembuatan produk makanan lain</b>	2.5	4.8	1.3	-0.1	0.9	4.6	5.2	-6.0	6.1	3.7	-2.9
	10711 Pembuatan biskut dan cookies	17.9	6.1	-5.8	6.4	-1.0	13.5	12.2	-3.9	2.3	25.8	-23.1
	10712 Pembuatan roti, kek dan produk bakeri lain	0.7	13.3	-0.1	-4.9	10.0	6.0	6.1	-5.4	2.3	6.2	7.6
	10713 Pembuatan produk snek	5.5	4.5	-5.4	7.0	-4.6	14.1	2.6	-1.7	9.3	3.8	-6.9
	10721 Pembuatan gula	-7.7	-5.2	-3.6	2.2	-0.6	16.0	2.8	-15.9	-0.3	6.2	-14.2
	10731 Pembuatan produk koko	1.3	-6.5	4.9	4.5	2.1	-3.8	11.1	-1.9	-14.2	4.7	-0.6
	10732 Pembuatan coklat dan produk coklat											
	10733 & Pembuatan konfeksi gula	6.3	7.0	-0.3	-3.3	-1.4	0.2	7.2	-6.2	15.3	1.7	-0.7
	10793 Pembuatan sos dan bahan perasa	-5.2	-4.9	-3.9	7.2	-1.5	1.0	-4.7	-4.6	4.9	1.9	-13.9
	10799 Pembuatan produk makanan lain t.t.t.l.	10.6	4.4	10.3	4.0	-6.3	-1.8	10.8	-3.6	9.7	-1.9	-0.6
	Industri lain	-2.1	3.1	7.9	-0.5	0.8	5.2	-1.6	-4.9	8.6	-1.9	-3.2
108/10800	<b>Pembuatan makanan haiwan tersedia</b>	1.7	18.8	1.1	-2.7	2.9	14.8	6.2	-7.4	-2.4	24.2	-0.8
110	<b>Pembuatan minuman ringan</b>	5.9	-5.1	6.7	0.3	-1.4	-2.3	6.7	0.3	6.1	3.9	-18.9
	11041 Pembuatan minuman ringan	0.8	-10.1	5.5	7.4	-4.3	-1.2	-2.9	6.7	6.2	4.0	-27.5
	11042 Pengeluaran air mineral semulajadi dan minuman lain yang dibotolkan	3.4	-3.9	3.4	-5.9	3.1	3.1	0.3	6.9	7.7	0.7	-18.4
	Industri lain	16.0	2.2	9.2	-7.3	2.0	-5.4	26.5	-10.4	5.5	4.8	-4.7
120/12000	<b>Pembuatan produk tembakau</b>	-8.1	-22.9	-13.2	36.0	29.1	-16.7	-14.9	1.0	9.4	-9.0	-27.4
131	<b>Pemintalan, penenunan dan penyiapan tekstil</b>	4.5	-3.0	-2.6	2.5	-8.9	0.3	-0.3	-3.2	3.6	-3.3	-6.5
	13110 Penyediaan dan pemintalan gentian tekstil											
	13120 & Penenunan tekstil	10.0	-4.1	-2.6	3.7	-5.6	-0.8	-0.4	0.8	3.5	-4.6	-5.6
	13132 Pewarnaan, pelunturan, percetakan dan penyiapan akhir benang dan fabrik	-8.4	0.2	-2.9	-0.5	-18.9	4.4	-0.1	-13.8	3.4	1.0	-9.7
	Industri lain	-22.6	-1.9	0.6	-10.9	-12.1	-12.8	-3.8	-20.1	9.7	-8.0	11.2
139	<b>Pembuatan tekstil lain</b>	-2.0	-0.6	-0.9	4.9	7.1	-2.5	0.3	-7.8	2.3	-1.4	0.1
	13910 Pembuatan fabrik dikait dan dikrusye	-4.5	-2.3	-2.6	4.8	-0.3	-2.6	-3.5	-7.1	3.4	-5.0	2.5
	Industri lain	0.2	0.9	0.4	5.0	13.0	-2.4	3.6	-8.4	1.4	1.7	-1.9
141	<b>Pembuatan pakaian, kecuali pakaian berbulu</b>	-1.2	-10.0	0.2	10.6	2.6	-6.1	-3.1	-1.4	1.7	-4.1	-6.8
	14102 Pembuatan pakaian	-3.0	-9.7	2.1	10.6	0.7	-4.1	-5.0	-2.6	1.4	-3.5	-7.3
	Industri lain	12.1	-11.7	-12.0	10.9	16.6	-18.9	12.3	7.3	3.2	-8.2	-3.4
142 & 143	<b>Pembuatan artikel daripada kulit bulu dan pakaian yang dikait dan dikrusye</b>	-7.0	-10.7	8.3	12.0	9.8	-10.0	-2.2	-14.0	-1.6	-7.4	1.6
151 (15110 & 15120)	<b>Penyamakan dan pembersihan kulit, pembuatan bagasi, beg tangan, pelana dan abah-abah pembersihan dan pewarnaan bulu</b>	2.0	-18.9	13.9	25.0	-7.8	-13.6	1.3	-0.7	-2.5	-14.4	-7.7
152	<b>Pembuatan kasut</b>	4.2	-10.7	4.4	10.7	2.9	-2.5	1.9	-8.4	13.7	-12.8	0.5
	15201 & Pembuatan kasut kulit											
	15203 & Pembuatan kasut getah	0.9	-11.3	19.1	8.8	-1.4	-2.4	3.9	-21.4	27.8	-19.5	1.3
	Industri lain	9.5	-9.8	-17.4	14.7	11.7	-2.7	-1.5	14.5	-3.3	-2.2	-0.6
161/16100	<b>Pengilangan dan pengetaman kayu</b>	9.0	-31.0	18.5	15.4	7.7	-29.9	8.8	-18.7	21.7	-18.4	-29.9



2023															Group Description/Period
Jun	Jul.	Ogo.	Sep.	Okt.	Nov.	Dis.	Jan.	Feb.	Mac	Apr.	Mei	Jun	Jul.	Ogo.	
-3.7	-0.3	7.6	-2.8	6.9	-2.6	-6.8	1.9	5.4	-0.9	4.8	0.2	-1.8	-3.6	2.9	<b>Processing and preserving of meat</b>
3.0	-10.3	12.0	-2.5	-0.4	3.2	-3.6	8.1	-10.7	5.2	-3.0	12.3	-5.3	4.8	-1.2	<b>Processing and preserving of fish, crustaceans and molluscs</b>
															<i>Canning of fish, crustaceans and molluscs</i>
2.8	-10.7	12.2	-3.2	-0.5	4.0	-4.4	8.6	-11.6	5.5	-2.9	12.6	-5.2	5.6	-1.6	<i>Processing, curing and preserving of fish, crustacean and molluscs</i>
5.7	-1.4	7.3	9.7	1.2	-9.1	10.3	1.6	2.5	1.8	-3.8	8.1	-5.9	-6.6	6.2	<i>Other industry</i>
5.0	-6.4	9.0	1.3	-2.4	6.9	-6.5	4.7	3.5	16.1	-2.4	8.0	4.0	-3.2	-1.3	<b>Processing and preserving of fruits and vegetable</b>
															<i>Pineapple canning</i>
40.6	-2.7	7.8	10.1	-2.9	8.6	-17.8	8.7	6.8	17.9	-5.2	21.8	11.4	-10.1	-3.2	<i>Manufacture of jams, marmalades and table jellies</i>
-1.5	-7.4	9.3	-1.1	-2.2	6.4	-3.1	3.7	2.6	15.5	-1.6	4.1	1.6	-0.8	-0.7	<i>Other industry</i>
3.0	-14.5	4.4	5.8	-4.1	-3.2	5.0	-18.1	-5.4	-6.8	5.1	3.6	0.4	-3.9	8.7	<b>Manufacture of vegetable and animal oils and fats</b>
															<i>Manufacture of crude and refined vegetable oil</i>
8.9	7.0	-0.5	-4.1	-10.7	-6.7	19.6	-17.4	6.7	1.2	0.3	6.4	-6.9	-1.4	6.5	<i>Manufacture of compound cooking fats</i>
1.4	9.8	7.8	-11.3	-1.3	-4.5	18.9	-17.8	-13.9	-9.7	-11.6	25.8	-16.3	10.3	10.5	<i>Manufacture of coconut oil</i>
2.3	-17.1	5.1	7.3	-3.3	-2.8	3.2	-18.1	-6.9	-8.0	6.0	3.0	1.7	-4.4	9.0	<i>Other industry</i>
0.6	-3.5	10.2	-4.2	-2.5	2.8	-2.7	-3.1	2.6	7.9	-1.1	2.1	-6.3	-6.9	6.0	<b>Manufacture of dairy products</b>
															<i>Manufacture of condensed, powdered and evaporated milk</i>
0.3	-4.0	10.7	-4.5	-2.3	3.1	-2.8	-3.6	3.8	8.2	-1.3	1.7	-7.0	-7.6	6.0	<i>Other industry</i>
5.4	3.2	2.7	-0.9	-5.1	-0.9	-2.3	3.7	-13.4	2.9	3.0	9.7	4.1	2.1	5.2	<i>Other industry</i>
-6.1	-5.4	7.6	2.0	0.3	-0.7	2.0	-4.7	6.7	2.6	-2.0	3.7	-7.6	-0.6	3.1	<b>Manufacture of grain mill products, starches and starch products</b>
-12.9	-2.9	13.1	3.4	-3.6	-2.7	0.03	-7.4	17.4	0.2	-0.4	5.3	-13.5	0.2	2.3	<i>Rice milling</i>
0.7	-7.8	2.8	0.1	3.7	1.3	4.3	-1.9	-2.0	5.4	-3.6	2.3	-1.5	-1.5	4.2	<i>Flour milling</i>
3.6	-3.6	-0.1	9.0	14.5	-0.1	-3.4	-7.4	-6.9	-0.1	-2.7	-2.4	-1.1	1.4	-1.3	<i>Other industry</i>
3.4	-2.0	5.2	-3.9	0.9	-0.1	0.04	-0.6	1.2	2.1	-2.1	9.4	-3.5	-1.9	4.1	<b>Manufacture of other food products</b>
-1.4	-0.04	9.8	-4.9	5.5	2.3	-1.1	-6.3	8.1	0.8	-0.2	15.9	-0.7	6.0	0.5	<i>Manufacture of biscuits and cookies</i>
5.5	-3.6	1.5	-9.8	-0.5	-0.6	7.1	6.4	-4.6	6.3	-4.7	14.2	-2.4	-4.3	2.6	<i>Manufacture of bread, cakes and other bakery products</i>
0.4	-9.8	9.5	2.5	2.7	-1.2	0.9	-10.9	3.4	13.3	-1.5	10.3	-3.3	-1.2	9.3	<i>Manufacture of snack products</i>
15.9	-9.3	2.5	-0.3	1.3	-0.4	1.4	-2.9	2.7	-0.8	-0.2	18.2	9.3	-7.5	4.3	<i>Manufacture of sugar</i>
0.6	4.6	2.4	-4.3	7.4	-0.8	-0.1	0.4	11.1	-14.4	-0.3	10.4	-9.1	5.7	-0.5	<i>Manufacture of cocoa products</i>
															<i>Manufacture of chocolate and chocolate products</i>
-4.9	0.04	7.1	-4.0	-0.5	-2.5	-1.9	1.6	-1.7	1.1	-1.0	6.8	-9.5	-2.4	6.0	<i>Manufacture of sugar confectionery</i>
3.7	-3.9	5.1	-1.6	4.8	6.5	-7.3	-5.9	10.3	2.8	1.8	-12.7	9.8	-2.5	9.6	<i>Manufacture of sauces and condiments</i>
5.3	-1.8	14.3	-2.0	2.4	1.3	-6.8	-4.9	3.4	1.9	-3.9	4.4	-8.7	-1.0	8.8	<i>Manufacture of other food products n.e.c.</i>
10.4	1.6	1.3	-0.6	-1.6	1.6	0.4	-3.3	3.2	3.6	-2.3	7.4	-2.5	-0.2	0.9	<i>Other industry</i>
1.1	0.7	-1.8	3.7	-2.4	-3.8	1.4	-0.3	2.3	6.0	6.5	5.1	-1.1	1.9	-0.03	<b>Manufacture of prepared animal feeds</b>
1.1	10.3	6.8	-3.1	5.6	-5.6	-4.1	1.5	-0.4	6.8	0.4	-6.3	-8.0	10.4	5.5	<b>Manufacture of beverages</b>
-1.1	19.3	5.2	-8.5	16.2	-5.7	0.9	-7.9	3.6	8.5	0.6	-10.5	-3.0	20.2	-2.2	<i>Manufacture of soft drinks</i>
4.7	7.7	3.5	-6.7	-0.3	-0.6	-5.7	-2.8	11.9	6.9	0.4	-4.8	-6.0	9.6	7.0	<i>Production of natural mineral waters and other bottled waters</i>
2.9	0.2	10.1	5.4	-5.6	-6.9	-10.9	18.5	-8.7	4.2	0.3	-0.1	-15.7	-4.9	20.5	<i>Other industry</i>
-8.8	-0.7	12.7	-9.0	35.7	7.5	-6.3	30.3	-11.5	29.7	-20.7	4.9	-30.3	-1.5	11.0	<b>Manufacture of tobacco products</b>
10.8	-4.1	-1.4	-6.3	2.1	4.9	6.1	-10.8	-8.9	8.8	-4.0	5.0	-4.0	-4.1	1.9	<b>Spinning, weaving and finishing of textiles</b>
															<i>Preparation and spinning of textile fibres</i>
5.3	-2.6	1.9	-8.2	0.7	8.2	8.1	-9.3	-9.2	8.3	-3.7	5.9	-8.3	-3.6	0.1	<i>Weaving of textiles</i>
28.4	-8.0	-10.6	0.2	6.0	-4.0	0.4	-16.6	-7.5	10.9	-4.9	1.7	12.1	-5.8	7.0	<i>Dyeing, bleaching, printing and finishing of yarns and fabrics</i>
2.8	0.3	2.3	-18.7	5.1	1.2	-11.3	12.5	-23.1	-0.7	-4.6	8.9	-13.3	2.5	16.0	<i>Other industry</i>
6.1	-2.5	-4.0	1.0	3.9	2.4	0.3	6.4	-0.05	-0.8	-2.1	-0.1	0.7	-1.5	1.6	<b>Manufacture of other textiles</b>
4.3	-3.5	-3.8	-0.1	6.0	0.8	-1.0	0.01	0.2	-0.1	-2.6	-0.2	0.3	-4.6	1.6	<i>Manufacture of knitted and crocheted fabrics</i>
7.6	-1.6	-4.1	1.8	2.2	3.6	1.3	11.4	-0.2	-1.3	-1.8	0.04	1.0	0.6	1.6	<i>Other industry</i>
-6.9	6.6	1.9	-0.2	2.9	8.7	3.5	-2.8	0.7	-0.2	-5.3	1.1	-4.7	5.6	-3.6	<b>Manufacture of wearing apparel, except fur apparel</b>
-5.3	8.0	1.7	-1.5	2.9	9.2	5.1	-4.5	-0.04	-2.0	-2.2	1.7	-5.2	6.6	-3.6	<i>Manufacture of clothings</i>
-17.4	-3.8	3.4	9.9	2.6	5.1	-8.1	12.2	5.8	12.3	-24.2	-3.5	-0.8	-2.7	-4.1	<i>Other industry</i>
5.3	1.3	-4.9	18.9	4.7	0.3	-9.0	12.6	5.1	1.3	-12.5	1.1	-1.0	-0.9	-4.1	<b>Manufacture of articles of fur, knitted and crocheted apparel</b>
															<i>Tanning and dressing of leather; manufacture of luggage, handbags, saddlery and harness; dressing and dyeing of fur</i>
5.5	-0.5	14.4	10.4	9.2	10.5	-11.1	-2.7	-3.5	4.8	-12.7	0.4	-9.5	2.3	9.6	<b>Manufacture of footwear</b>
															<i>Manufacture of leather footwear</i>
3.4	10.1	10.0	-3.7	7.5	1.0	-0.2	4.2	-10.3	4.3	2.0	-4.1	-2.3	3.8	10.6	<i>Manufacture of rubber footwear</i>
-28.0	-3.4	16.7	-8.4	12.3	-0.2	9.8	3.5	-1.3	7.4	-2.5	-2.5	-8.5	1.0	8.1	<i>Other industry</i>
-1.1	0.8	57.4	-5.7	3.2	-1.0	7.8	-3.0	2.1	13.6	-21.8	-19.3	-19.1	4.3	45.4	<b>Sawmilling and planning of wood</b>

Jadual Table **1.4c** : Nilai Jualan Sektor Pembuatan Mengikut Kumpulan: Perubahan Peratusan Bulanan/Suku Tahunan  
 : Sales Value of Manufacturing Sector by Group: Monthly/Quarterly Percentage Change

Kod Kumpulan Group code	Keterangan Kumpulan/Tempoh	2022				2023		2022				
		Q1	Q2	Q3	Q4	Q1	Q2	Jan.	Feb.	Mac	Apr.	Mei
<b>162</b>	<b>Pembuatan produk daripada kayu, gabus, jerami dan bahan jalinan lain</b>	<b>6.8</b>	<b>-36.0</b>	<b>11.5</b>	<b>28.9</b>	<b>2.5</b>	<b>-35.0</b>	<b>2.7</b>	<b>-8.3</b>	<b>12.9</b>	<b>-23.3</b>	<b>-29.8</b>
16211	Pembuatan kepingan venier dan papan lapis	4.3	-39.6	11.6	39.7	7.0	-37.5	-2.7	-3.9	12.2	-26.2	-33.6
16212	Pembuatan papan partikel dan papan gentian	5.5	-33.5	13.7	22.6	-5.3	-32.2	2.0	-12.5	20.8	-22.8	-27.7
16221	Pertukangan kayu untuk jurubina	7.3	-34.0	9.1	28.6	2.9	-36.6	11.8	-11.0	-0.9	-20.6	-19.0
	Industri lain	22.7	-29.0	7.7	4.4	3.3	-28.0	22.0	-12.2	9.3	-13.8	-29.8
<b>170</b>	<b>Pembuatan kertas dan produk kertas</b>	<b>0.9</b>	<b>3.4</b>	<b>2.9</b>	<b>-1.1</b>	<b>5.6</b>	<b>-2.4</b>	<b>3.6</b>	<b>-5.1</b>	<b>12.4</b>	<b>2.8</b>	<b>-9.1</b>
17010	Pembuatan pulpa, kertas dan kertas tebal	7.2	-3.3	2.1	1.0	-1.2	-9.0	14.6	-6.8	10.1	3.0	-14.9
17020	Pembuatan kertas gelugur dan kertas tebal dan bekas daripada kertas dan kertas tebal	-9.7	7.7	4.4	-1.3	-2.8	-6.0	-4.2	-4.8	12.4	8.1	-9.5
17091	Pembuatan sampul surat dan kad surat	-3.7	8.6	18.5	5.3	-4.5	-7.1	-6.2	0.1	9.1	-11.0	20.2
17092	Pembuatan kertas kegunaan rumah dan pembersih peribadi	12.0	-0.5	-1.7	-1.4	18.4	-0.8	8.9	-7.3	14.4	-1.5	-8.3
17093	Pembuatan kertas bergam atau pelekat yang berjalur atau bergulung dan label dan kertas dinding	8.1	13.7	6.3	-7.0	14.0	8.2	-2.8	6.8	21.9	-2.7	-6.4
	Industri lain	3.1	-2.1	2.5	3.4	22.5	8.6	11.0	-11.0	-0.3	0.3	0.8
<b>181 &amp; 182</b>	<b>Percetakan, aktiviti perkhidmatan berkaitan percetakan dan penerbitan semula media rakaman</b>	<b>3.8</b>	<b>-7.7</b>	<b>-1.8</b>	<b>14.2</b>	<b>3.8</b>	<b>-9.4</b>	<b>-0.1</b>	<b>-4.7</b>	<b>-0.6</b>	<b>0.1</b>	<b>-9.2</b>
18110	Percetakan	3.8	-9.4	-2.6	9.1	3.1	-7.7	-1.1	-3.8	1.4	-3.2	-9.4
18120	Aktiviti perkhidmatan berkaitan percetakan &	4.0	-0.1	1.7	34.7	6.1	-15.0	4.7	-8.9	-9.5	16.8	-8.4
18200	Penerbitan semula media rakaman											
<b>192 (19201 &amp; 19202)</b>	<b>Pembuatan produk petroleum bertapis</b>	<b>-8.2</b>	<b>32.0</b>	<b>25.4</b>	<b>-9.6</b>	<b>-18.5</b>	<b>1.5</b>	<b>4.9</b>	<b>-22.8</b>	<b>13.2</b>	<b>19.0</b>	<b>5.3</b>
<b>201</b>	<b>Pembuatan kimia asas, baja dan sebatian nitrogen, plastik dan getah sintetik dalam bentuk primer</b>	<b>5.7</b>	<b>-10.8</b>	<b>2.4</b>	<b>-3.3</b>	<b>5.9</b>	<b>-13.3</b>	<b>-3.4</b>	<b>-1.9</b>	<b>5.3</b>	<b>-15.3</b>	<b>1.9</b>
20111	Pembuatan gas perindustrian atau perubatan bukan organik dalam bentuk cecair atau mampat	-2.7	60.8	7.6	2.4	-10.3	-27.3	-7.0	-18.7	-12.7	66.5	17.5
20112 &	Pembuatan kimia organik asas	9.5	-15.5	8.5	-5.8	7.1	-19.3	-1.8	-0.9	3.1	-21.8	7.5
20113	Pembuatan sebatian bukan organik											
20121 &	Pembuatan baja	9.8	-12.3	-5.3	-3.4	5.8	-12.4	4.7	-6.0	6.7	-11.1	-2.6
20129	Pembuatan produk campuran nitrogen											
20131	Pembuatan plastik dalam bentuk primer	-5.6	-8.9	-10.2	3.1	7.8	-2.8	-12.8	-1.0	10.7	-12.8	-5.3
	Industri lain	42.2	2.3	19.6	-9.8	-1.6	-8.3	29.9	-3.8	2.3	2.6	-3.1
<b>202 &amp; 203</b>	<b>Pembuatan produk kimia lain dan serat buatan manusia</b>	<b>9.1</b>	<b>-2.7</b>	<b>10.9</b>	<b>6.1</b>	<b>6.0</b>	<b>-3.3</b>	<b>4.4</b>	<b>-2.5</b>	<b>5.6</b>	<b>-2.9</b>	<b>-7.8</b>
20210	Pembuatan racun perosak dan produk agrokimia lain	33.1	-12.2	1.2	30.2	2.9	-3.0	19.2	-4.9	9.4	-7.1	-17.2
20221	Pembuatan cat, varnis dan penyadur dan mastik	5.0	-6.3	0.6	5.2	19.8	6.0	4.5	-5.2	0.8	-4.2	-3.0
20222	Pembuatan dakwat cetak	17.1	-1.0	-4.9	1.4	3.9	-4.3	15.1	-4.8	0.6	3.8	-7.6
20231 &	Pembuatan sabun dan bahan pencuci, penyediaan pembersih dan mengilap	8.4	0.4	22.3	-2.8	3.1	-5.2	0.1	-0.3	10.6	-3.4	-12.7
20232	Pembuatan pewangi dan penyediaan dandanan diri											
20291 &	Pembuatan plat fotografi, filem, sensitized paper dan other sensitized unexposed materials	4.0	1.5	11.1	15.4	-3.2	-11.4	2.8	-0.6	2.9	2.6	-2.9
20292 &	Pembuatan dakwat menulis dan melukis											
20299	Pembuatan produk kimia lain t.t.t.l.											
	Industri lain	7.5	8.8	28.2	-7.0	6.4	-23.3	0.2	2.8	1.1	-11.9	28.8
<b>210</b>	<b>Pembuatan produk farmaseutikal, kimia perubatan dan botani</b>	<b>0.4</b>	<b>3.7</b>	<b>7.7</b>	<b>-4.5</b>	<b>5.0</b>	<b>-2.7</b>	<b>5.3</b>	<b>-6.7</b>	<b>8.5</b>	<b>0.6</b>	<b>-9.8</b>
21001	Pembuatan bahan aktif ubat-ubatan untuk digunakan oleh bidang farmakologi dalam pembuatan ubat-ubatan	3.3	3.5	6.3	-6.6	6.9	-1.5	9.2	-7.4	9.5	1.2	-10.9
	Industri lain	-12.4	4.9	15.3	5.6	-2.8	-8.4	-11.5	-3.2	3.5	-2.8	-3.5
<b>221</b>	<b>Pembuatan produk getah</b>	<b>-0.3</b>	<b>13.7</b>	<b>-15.9</b>	<b>-6.7</b>	<b>0.04</b>	<b>11.3</b>	<b>-2.0</b>	<b>-7.8</b>	<b>38.1</b>	<b>0.5</b>	<b>-8.0</b>
22111	Pembuatan tayar getah untuk kenderaan	-15.6	-4.2	-21.9	-21.0	-0.9	-7.0	-0.8	-4.4	6.8	3.0	-18.5
22112	Pembuatan bunga tayar yang boleh ditukar ganti dan tayar celup	-12.4	3.9	6.6	-3.1	20.9	1.4	4.7	-10.0	10.5	-2.6	-3.8
22191 &	Pembuatan produk lain daripada getah asli atau sintetik, tidak divulkan, divulkan atau dikeraskan	-8.8	21.4	-3.9	-8.5	-14.3	-1.9	-7.8	-5.2	11.0	22.0	-15.6
22193	Pengilangan semula getah dan prosesan susu getah											
22192	Pembuatan sarung tangan getah	4.3	15.9	-19.5	-5.7	4.2	16.0	-1.0	-8.9	50.0	-2.5	-5.3
22199	Pembuatan produk getah lain yang t.t.t.l.	-6.6	4.9	0.5	-3.0	-12.5	0.9	-4.2	-5.9	15.8	3.6	-14.0
<b>222</b>	<b>Pembuatan produk plastik</b>	<b>-2.3</b>	<b>9.4</b>	<b>-1.0</b>	<b>-3.8</b>	<b>-7.1</b>	<b>11.7</b>	<b>-3.9</b>	<b>-4.4</b>	<b>11.6</b>	<b>10.5</b>	<b>-10.4</b>
22201 &	Pembuatan produk plastik separa siap	-7.1	15.3	-5.3	-9.1	-2.6	10.0	-6.9	-4.6	11.0	9.7	-3.4
22202	Pembuatan produk plastik siap											
22203	Pembuatan artikel plastik untuk pembungkusan barangan	1.9	21.0	4.1	-2.2	-14.4	12.6	1.6	-3.6	7.1	18.5	-2.2
22204	Pembuatan barangan plastik jurubina	-2.7	16.8	1.6	-7.7	16.8	22.2	-3.1	-13.1	30.8	3.6	-1.8
22205	Pembuatan pinggan mangkuk, peralatan dapur dan barangan tandas daripada plastik	12.6	12.7	5.4	-4.9	-4.0	24.4	6.3	-13.0	28.5	8.3	-9.9
22209	Pembuatan pelbagai produk plastik t.t.t.l.	-6.7	-11.6	-7.0	1.3	-5.8	3.7	-10.4	-0.4	9.2	4.2	-29.2
<b>231 (23101 &amp; 23102 &amp; 23109)</b>	<b>Pembuatan kaca dan produk kaca</b>	<b>19.0</b>	<b>-10.2</b>	<b>-5.1</b>	<b>5.5</b>	<b>5.9</b>	<b>-7.7</b>	<b>3.0</b>	<b>9.0</b>	<b>1.6</b>	<b>-9.6</b>	<b>-1.1</b>

2023															Group Description/Period
Jun	Jul.	Ogo.	Sep.	Okt.	Nov.	Dis.	Jan.	Feb.	Mac	Apr.	Mei	Jun	Jul.	Ogo.	
-3.3	0.4	35.2	14.1	6.5	3.3	-1.0	3.0	-4.2	6.0	-22.5	-20.9	-16.1	-0.2	41.1	<b>Manufacture of products of wood, cork, straw and plaiting materials</b>
-2.9	-2.4	38.2	23.8	7.8	7.4	-4.5	9.1	-4.5	5.7	-23.6	-23.1	-17.7	-1.8	46.0	Manufacture of veneer sheets and plywood
-7.7	4.8	33.8	15.6	2.7	-1.2	2.4	-8.0	-1.4	8.3	-22.3	-17.9	-18.1	-0.1	37.0	Manufacture of particle board and fibreboard
-0.8	3.9	23.7	-4.9	23.5	-2.4	6.9	6.1	-11.3	3.7	-23.6	-19.8	-9.0	7.6	37.3	Manufacture of builders' carpentry
4.5	-3.8	40.1	-6.1	-4.0	4.2	-1.3	2.9	-2.0	3.6	-15.7	-20.0	-10.2	-2.0	35.4	Other industry
<b>2.7</b>	<b>0.8</b>	<b>5.4</b>	<b>0.1</b>	<b>-0.7</b>	<b>-3.8</b>	<b>1.0</b>	<b>1.9</b>	<b>3.6</b>	<b>5.3</b>	<b>-2.1</b>	<b>-5.7</b>	<b>-3.3</b>	<b>-0.1</b>	<b>6.0</b>	<b>Manufacture of paper and paper products</b>
0.5	3.9	6.3	-1.4	8.6	-11.5	-1.1	5.4	2.9	-9.9	-0.8	2.0	-11.3	0.8	14.5	Manufacture of pulp, paper and paperboard
0.4	4.3	4.9	0.4	-1.6	-1.4	-1.7	-4.4	1.2	7.3	-5.7	-4.9	-6.1	1.6	4.0	Manufacture of corrugated paper and paperboard and of containers of paper and paperboard
4.4	3.3	5.9	3.9	4.8	-5.9	0.3	4.0	-14.9	12.3	-4.4	-8.0	1.7	-3.2	-0.6	Manufacture of envelopes and letter-card
1.2	-5.3	6.5	5.1	-8.3	-0.9	8.0	5.1	4.8	12.0	-2.8	-8.2	-4.0	-0.6	8.7	Manufacture of household and personal hygiene paper
16.4	-3.8	7.1	-6.6	-0.6	-4.8	-3.1	6.6	9.4	13.5	5.4	-19.2	17.7	-6.8	-3.0	Manufacture of gummed or adhesive paper in strips or rolls and labels and wall paper
4.1	0.3	-1.1	-0.1	-0.4	2.2	8.2	8.3	8.1	3.5	1.1	5.3	-3.1	4.4	4.7	Other industry
<b>0.8</b>	<b>1.0</b>	<b>-1.7</b>	<b>3.4</b>	<b>-1.8</b>	<b>23.6</b>	<b>-3.3</b>	<b>-1.4</b>	<b>1.7</b>	<b>-1.4</b>	<b>-6.1</b>	<b>-4.8</b>	<b>-0.1</b>	<b>1.1</b>	<b>0.4</b>	<b>Printing, service activities related to printing and reproduction of recorded media</b>
0.8	-0.2	-1.4	3.9	-3.2	19.2	-6.1	-0.3	2.3	1.3	-6.0	-5.3	0.4	2.3	0.6	Printing
0.8	5.8	-2.7	1.2	4.0	40.5	5.9	-4.5	0.2	-9.6	-6.4	-3.3	-2.0	-3.0	-0.3	Service activities related to printing
															Reproduction of recorded media
<b>23.9</b>	<b>6.7</b>	<b>2.7</b>	<b>-2.7</b>	<b>-2.1</b>	<b>-4.8</b>	<b>-11.3</b>	<b>5.3</b>	<b>-23.4</b>	<b>3.7</b>	<b>4.5</b>	<b>7.5</b>	<b>-1.8</b>	<b>-2.5</b>	<b>10.8</b>	<b>Manufacture of refined petroleum products</b>
<b>3.5</b>	<b>0.02</b>	<b>3.7</b>	<b>-8.9</b>	<b>-4.2</b>	<b>6.5</b>	<b>5.1</b>	<b>-0.8</b>	<b>-0.3</b>	<b>4.3</b>	<b>-15.4</b>	<b>1.2</b>	<b>-3.1</b>	<b>1.2</b>	<b>7.0</b>	<b>Manufacture of basic chemicals, fertilizer and nitrogen compounds, plastics and synthetic rubber in primary forms</b>
6.9	-2.5	8.4	-14.3	1.1	8.8	10.0	-8.1	-10.2	-13.0	-14.6	3.7	-15.0	9.8	-2.6	Manufacture of liquefied or compressed inorganic industrial or medical gases
3.5	3.9	5.0	-10.3	-6.2	4.1	10.5	-2.1	0.3	2.7	-17.1	-6.4	-0.5	2.2	9.7	Manufacture of basic organic chemicals
															Manufacture of inorganic compounds
															Manufacture of fertilizers
-5.2	-1.1	2.7	-4.7	-3.5	0.2	7.1	3.8	-6.2	5.0	-10.9	8.8	-23.7	-1.1	9.9	Manufacture of associated nitrogen products
5.3	-8.0	-2.4	-7.0	0.8	13.4	-1.8	0.5	1.7	9.5	-15.2	11.8	-1.2	0.7	3.0	Manufacture of plastics in primary forms
5.0	8.8	15.7	-7.6	-9.4	3.1	-5.7	1.6	-1.0	1.2	-8.5	0.4	-1.5	-2.3	8.7	Other industry
<b>8.5</b>	<b>0.2</b>	<b>11.6</b>	<b>0.2</b>	<b>-4.1</b>	<b>6.7</b>	<b>6.1</b>	<b>-0.1</b>	<b>-4.4</b>	<b>9.0</b>	<b>-13.0</b>	<b>9.4</b>	<b>0.8</b>	<b>1.2</b>	<b>5.5</b>	<b>Manufacture of other chemical products and man-made fibres</b>
7.5	-8.0	15.7	3.8	0.6	20.5	17.3	-8.2	-10.6	8.9	-6.8	-4.1	15.3	-0.4	3.9	Manufacture of pesticides and other agrochemical products
3.4	-4.3	7.1	-2.4	-4.0	9.2	7.6	4.6	0.3	17.8	-13.9	15.4	0.9	-1.7	10.1	Manufacture of paints, varnishes and similar coatings ink and mastics
5.4	-5.5	4.9	-10.2	-1.1	11.1	2.9	1.5	-4.5	0.3	-6.2	4.7	0.8	0.7	-1.0	Manufacture of printing ink
20.3	3.9	14.0	-0.3	-7.7	0.8	1.9	-1.4	-0.1	9.1	-17.5	13.4	-1.2	3.9	5.5	Manufacture of soap and detergents, cleaning and polishing preparations
															Manufacture of perfumes and toilet preparations
															Manufacture of photographic plates, films, sensitized paper and other sensitized unexposed materials
-2.4	3.9	12.2	4.6	0.7	8.1	5.4	0.9	-13.2	-2.7	-6.8	4.1	-2.8	0.4	2.2	Manufacture of writing and drawing ink
															Manufacture of other chemical products n.e.c.
5.4	6.6	11.5	0.2	-11.4	-3.1	10.1	2.8	-6.9	9.0	-16.3	-12.8	-9.8	26.6	-24.9	Other industry
<b>21.6</b>	<b>-3.0</b>	<b>0.6</b>	<b>2.4</b>	<b>-3.9</b>	<b>-2.1</b>	<b>-3.1</b>	<b>5.0</b>	<b>1.1</b>	<b>6.4</b>	<b>-4.6</b>	<b>-8.6</b>	<b>10.9</b>	<b>-2.8</b>	<b>2.2</b>	<b>Manufacture of pharmaceuticals, medicinal chemical and botanical products</b>
20.4	-2.8	0.1	1.9	-3.6	-5.0	-3.3	8.2	0.8	6.6	-2.2	-9.9	9.8	-4.1	2.7	Manufacture of medicinal active substances to be used for their pharmacological properties in the manufacture of medicaments
27.9	-3.7	2.7	5.0	-5.0	11.2	-2.2	-7.7	2.2	5.5	-15.5	-2.1	16.3	3.4	0.3	Other industry
<b>-0.1</b>	<b>-5.9</b>	<b>-12.1</b>	<b>0.3</b>	<b>1.9</b>	<b>-5.0</b>	<b>-3.3</b>	<b>-3.2</b>	<b>-6.8</b>	<b>38.9</b>	<b>-4.0</b>	<b>-4.0</b>	<b>-3.2</b>	<b>-3.4</b>	<b>-10.1</b>	<b>Manufacture of rubber products</b>
10.0	-3.7	-22.9	-11.7	-3.0	-3.6	0.4	2.1	-5.9	6.2	-11.0	5.8	-4.0	-2.5	-10.2	Manufacture of rubber tyres for vehicles
19.0	-1.5	-4.1	2.0	-5.0	2.9	0.6	4.0	17.0	8.8	-12.1	7.0	-1.8	-4.6	2.6	Manufacture of interchangeable tyre treads and retreading rubber tyres
17.4	-2.3	-2.7	-13.5	5.0	-4.6	0.6	-11.9	-9.1	14.7	-7.7	1.3	-1.65	1.6	-4.7	Manufacture of other products of natural or synthetic rubber, unvulcanized, vulcanized or hardened
															Rubber remilling and latex processing
-4.7	-7.4	-14.5	4.0	2.1	-5.2	-4.9	-0.9	-7.2	50.2	-3.0	-5.4	-4.4	-5.1	-11.9	Manufacture of rubber gloves
11.1	-1.5	0.5	-0.1	0.5	-5.7	0.6	-11.1	-5.2	10.7	-4.0	-2.6	5.7	5.1	-4.0	Manufacture of other rubber products n.e.c.
<b>1.5</b>	<b>1.1</b>	<b>1.9</b>	<b>-1.7</b>	<b>-3.6</b>	<b>0.6</b>	<b>-0.4</b>	<b>-10.7</b>	<b>-0.2</b>	<b>12.6</b>	<b>4.0</b>	<b>4.3</b>	<b>-9.8</b>	<b>5.9</b>	<b>-0.5</b>	<b>Manufacture of plastics products</b>
6.1	-4.6	-4.3	-1.7	-5.0	-3.2	1.2	-7.2	2.5	10.7	-0.1	6.8	-6.6	-0.7	-4.2	Manufacture of semi-manufactures of plastic products
															Manufacture of finished plastic products
0.7	1.2	6.3	-3.0	-1.8	0.2	-1.4	-15.8	-0.7	9.2	6.0	6.8	-11.4	8.2	-2.1	Manufacture of plastic articles for the packing of goods
1.8	-2.9	7.5	-2.7	-11.2	3.4	3.4	-11.9	24.3	29.3	-2.1	4.0	-8.6	14.4	1.0	Manufacture of builders' plastics ware
-2.4	12.6	-5.6	7.4	-4.6	-2.8	-3.5	-2.9	-9.3	28.4	10.7	-0.9	-1.8	-3.7	-1.8	Manufacture of plastic tableware, kitchenware and toilet articles
-1.4	4.0	6.2	-3.8	-3.2	7.8	0.4	-10.1	-1.4	9.0	3.7	0.6	-16.3	15.9	7.1	Manufacture of diverse plastic products n.e.c.
<b>-11.2</b>	<b>14.7</b>	<b>-8.5</b>	<b>-13.9</b>	<b>4.2</b>	<b>20.1</b>	<b>6.1</b>	<b>-3.1</b>	<b>-4.1</b>	<b>6.5</b>	<b>-7.7</b>	<b>-0.3</b>	<b>-7.6</b>	<b>1.7</b>	<b>-0.3</b>	<b>Manufacture of glass and glass products</b>

Jadual Table **1.4c** : Nilai Jualan Sektor Pembuatan Mengikut Kumpulan: Perubahan Peratusan Bulanan/Suku Tahunan  
 : Sales Value of Manufacturing Sector by Group: Monthly/Quarterly Percentage Change

Kod Kumpulan Group code	Keterangan Kumpulan/Tempoh	2022				2023		2022				
		Q1	Q2	Q3	Q4	Q1	Q2	Jan.	Feb.	Mac	Apr.	Mei
<b>239</b>	<b>Pembuatan pengeluaran galian bukan logam t.t.t.l.</b>	<b>10.2</b>	<b>-10.4</b>	<b>-0.5</b>	<b>7.7</b>	<b>12.9</b>	<b>-10.8</b>	<b>4.7</b>	<b>-5.1</b>	<b>6.1</b>	<b>-6.6</b>	<b>-10.5</b>
23911	Pembuatan mortar refraktori dan konkrit &											
23921	Pembuatan seramik bukan refraktori	11.1	-23.6	-1.6	11.2	10.7	-6.4	3.9	-6.5	5.3	-22.6	-13.4
23930	Pembuatan produk porselin dan seramik lain	-3.0	5.3	-3.8	-3.5	-0.6	-6.9	-2.9	0.1	-2.4	5.5	0.9
23941	Pembuatan simen hidraulik	8.4	-5.7	-0.1	12.5	15.2	-12.2	-2.9	3.3	6.0	-3.7	-10.7
23951	Pembuatan konkrit dan mortar siap bancuh dan banchuan kering	4.4	-7.3	1.0	6.4	13.7	-11.0	2.8	-6.6	6.9	-8.4	-1.6
23952	Pembuatan konkrit pratuangan, simen atau artikel batu buatan yang digunakan dalam pembinaan;											
23953	Pembuatan komponen struktur pasang siap untuk bangunan atau kejuruteraan awam dari simen, batu atau konkrit buatan &											
23959	Pembuatan artikel konkrit, simen dan plaster lain t.t.t.l.	11.3	-14.4	-1.5	7.0	11.7	-9.8	6.6	-10.5	5.4	-4.0	-16.2
23990	Pembuatan produk mineral bukan logam lain t.t.t.l. Industri lain	23.2	-6.6	0.8	3.5	11.2	-14.5	21.7	-1.2	9.2	-10.4	-8.4
		19.7	-15.2	-1.0	4.2	20.4	-6.7	13.0	-4.5	7.9	-15.0	-3.0
<b>241</b> ( <b>24101 &amp; 24102 &amp; 24103 &amp; 24104 &amp; 24109</b> )	<b>Pembuatan besi dan keluli asas</b>	<b>-4.0</b>	<b>-18.6</b>	<b>7.6</b>	<b>19.4</b>	<b>2.2</b>	<b>-19.1</b>	<b>3.4</b>	<b>-11.9</b>	<b>5.5</b>	<b>-6.8</b>	<b>-13.5</b>
<b>242</b> ( <b>24201 &amp; 24202 &amp; 24209</b> )	<b>Pembuatan logam asas berharga dan logam bukan ferus lain</b>	<b>0.7</b>	<b>-17.1</b>	<b>0.7</b>	<b>24.0</b>	<b>-0.8</b>	<b>-18.9</b>	<b>-3.0</b>	<b>0.9</b>	<b>1.1</b>	<b>-1.7</b>	<b>-21.0</b>
<b>243</b>	<b>Pengacuan logam</b>	<b>-3.3</b>	<b>6.2</b>	<b>-6.0</b>	<b>14.1</b>	<b>-6.7</b>	<b>5.6</b>	<b>-10.4</b>	<b>-3.9</b>	<b>11.5</b>	<b>6.3</b>	<b>-5.8</b>
<b>251 &amp; 252</b>	<b>Pembuatan produk struktur logam, tangki, takungan, penjana wap, senjata dan peluru</b>	<b>9.4</b>	<b>-8.3</b>	<b>-3.8</b>	<b>10.3</b>	<b>10.1</b>	<b>-0.8</b>	<b>11.5</b>	<b>-12.7</b>	<b>1.0</b>	<b>-4.7</b>	<b>-3.2</b>
25113	Pembuatan pintu, tingkap dan bingkai, penutup tingkap dan & pintu pagar daripada logam	16.6	-13.1	-5.5	11.0	14.5	-0.9	19.7	-14.8	2.1	-10.0	-1.0
25119	Pembuatan produk struktur logam lain											
25120	Pembuatan tangki, takungan dan kontena daripada logam	-7.4	6.6	-1.2	9.3	-0.7	0.4	-7.8	-5.8	-2.5	11.7	-8.7
	Industri lain	4.1	-10.2	14.2	3.8	9.8	-8.7	5.2	-13.1	3.9	-10.6	-1.1
<b>259</b>	<b>Pembuatan lain-lain produk yang direka daripada logam; aktiviti perkhidmatan kerja logam</b>	<b>0.7</b>	<b>0.4</b>	<b>-7.8</b>	<b>9.2</b>	<b>4.5</b>	<b>-3.5</b>	<b>-0.4</b>	<b>-6.3</b>	<b>2.8</b>	<b>9.2</b>	<b>-11.0</b>
25910	Tempaan, tekanan, hentakan dan bentuk gelekkan logam; serbuk metalurgi	6.1	2.0	3.2	3.6	-1.0	0.2	0.5	-2.9	7.1	0.2	-4.9
25920	Rawatan dan penyalutan logam; menggunakan mesin	-2.5	2.0	1.4	16.8	10.9	-15.7	-3.9	-6.2	11.1	3.2	-12.8
25991	Pembuatan tin untuk produk makanan dan minuman, tiub dan kotak boleh dilipat	-2.1	-9.9	1.0	-1.4	3.7	-0.4	0.2	-9.5	-1.3	-0.7	-12.4
25992	Pembuatan kabel, plaited bands (jalur/pita berpintal) dan & artikel seumpamanya daripada logam											
25993	Pembuatan bolt, skru, nat dan produk uliran seumpamanya	2.7	-4.2	-20.8	11.3	6.7	-3.5	1.7	-8.1	3.9	3.7	-5.3
25994	Pembuatan barangan rumah daripada logam	11.0	0.6	7.9	-0.8	9.0	-1.3	7.2	-8.2	18.0	-9.3	1.9
25999	Pembuatan produk lain yang direka daripada logam t.t.t.l. Industri lain	-3.8	17.4	-5.2	14.3	0.6	-1.9	-6.6	-0.1	-4.1	40.6	-21.5
		8.5	-5.0	2.4	17.6	21.8	-1.1	19.3	-20.6	13.4	3.6	-12.1
<b>261</b>	<b>Pembuatan komponen dan papan elektronik</b>	<b>4.5</b>	<b>2.3</b>	<b>16.4</b>	<b>0.5</b>	<b>-2.7</b>	<b>-5.6</b>	<b>-12.3</b>	<b>11.4</b>	<b>16.3</b>	<b>-15.9</b>	<b>3.2</b>
26101	Pembuatan diod, transistor dan alatan semikonduktor yang & seumpamanya											
26102	Pembuatan litar elektronik bersepadu dengan pemasangan mikro	11.0	-0.8	11.8	0.2	-4.9	-8.1	-6.0	11.7	17.4	-16.6	-2.3
26103	Pembuatan kapasitor dan perintang elektrik &											
26104	Pembuatan papan litar bercetak &	-5.0	7.6	24.5	0.3	1.3	-4.2	-22.5	13.3	14.2	-15.5	12.8
26105	Pembuatan komponen paparan											
26109	Pembuatan komponen lain untuk aplikasi elektronik	-2.5	7.2	11.8	7.5	-10.1	23.3	-4.5	-10.7	18.2	-7.9	8.9
<b>262</b> ( <b>26201 &amp; 26202</b> )	<b>Pembuatan komputer dan kelengkapan peranti</b>	<b>6.4</b>	<b>11.5</b>	<b>-26.4</b>	<b>10.0</b>	<b>8.0</b>	<b>12.9</b>	<b>2.5</b>	<b>8.4</b>	<b>-8.2</b>	<b>38.7</b>	<b>-30.5</b>
<b>263/ 26300</b>	<b>Pembuatan peralatan komunikasi</b>	<b>-4.0</b>	<b>-4.0</b>	<b>1.2</b>	<b>8.1</b>	<b>5.5</b>	<b>30.0</b>	<b>-11.4</b>	<b>-1.3</b>	<b>28.2</b>	<b>-26.0</b>	<b>3.2</b>
<b>264/ 26400</b>	<b>Pembuatan peralatan elektronik pengguna</b>	<b>-3.9</b>	<b>-8.3</b>	<b>11.3</b>	<b>-6.4</b>	<b>-5.0</b>	<b>-2.6</b>	<b>1.2</b>	<b>-8.4</b>	<b>19.1</b>	<b>-7.3</b>	<b>-15.6</b>
<b>265</b>	<b>Pembuatan kelengkapan mengukur, menguji, memandu arah dan kawalan; jam tangan dan jam</b>	<b>0.7</b>	<b>-11.5</b>	<b>25.0</b>	<b>4.3</b>	<b>-10.8</b>	<b>-13.0</b>	<b>3.8</b>	<b>-31.6</b>	<b>15.6</b>	<b>-17.9</b>	<b>2.8</b>
26511	Pembuatan kelengkapan mengukur, menguji, memandu arah & dan kawalan	4.2	-14.5	27.4	4.8	-8.9	-14.2	5.3	-33.3	16.7	-21.4	3.8
26512	Pembuatan kelengkapan kawalan proses perindustrian											
26520	Pembuatan jam tangan dan jam dan bahagiannya	-21.2	13.1	10.1	0.4	-25.3	-2.4	-8.6	-16.5	7.8	10.3	-2.8
<b>266/ 26600</b>	<b>Pembuatan peralatan penyinaran, perubatan elektro dan elektroterapeutik</b>	<b>-33.5</b>	<b>31.3</b>	<b>6.9</b>	<b>3.4</b>	<b>-12.0</b>	<b>-5.5</b>	<b>-9.5</b>	<b>1.8</b>	<b>11.1</b>	<b>29.1</b>	<b>-24.6</b>

2023															Group Description/Period
Jun	Jul.	Ogo.	Sep.	Okt.	Nov.	Dis.	Jan.	Feb.	Mac	Apr.	Mei	Jun	Jul.	Ogo.	
3.1	0.2	2.5	-1.7	-0.6	11.0	3.9	3.5	2.6	3.3	-9.7	-6.3	0.4	0.4	2.6	<b>Manufacture of non-metallic mineral products n.e.c.</b> Manufacture of refractory mortars and concretes
22.2	-10.8	-1.7	8.4	-4.3	12.7	6.2	-1.3	3.9	3.6	-8.9	0.02	-2.5	-3.0	4.4	Manufacture of non-refractory ceramic
2.3	-0.7	-5.2	-4.1	-0.6	1.3	2.6	3.3	-4.8	-8.4	-0.3	2.5	-2.7	2.9	2.2	Manufacture of other porcelain and ceramic products
1.5	0.1	5.0	-1.8	3.6	11.2	1.9	8.1	0.3	4.4	-8.6	-10.3	0.6	0.5	0.5	Manufacture of hydraulic cement
0.6	-0.7	4.3	-2.9	-3.5	12.6	6.9	2.3	2.5	2.2	-12.4	-1.4	0.4	1.3	0.2	Manufacture of ready-mix and dry-mix concrete and mortars
															Manufacture of precast concrete, cement or artificial stone articles for use in construction
0.7	3.0	3.2	-2.3	-1.3	10.4	5.4	1.0	3.1	4.1	-9.1	-7.6	2.4	0.7	4.2	Manufacture of prefabricated structural components for building or civil engineering of cement, concrete or artificial stone
															Manufacture of other articles of concrete, cement and plaster n.e.c.
14.4	-0.3	-5.4	-3.4	1.4	10.2	-1.1	1.5	10.5	-0.1	-12.7	-6.3	-2.8	1.2	7.7	Manufacture of other non-metallic mineral products n.e.c.
-5.2	-2.0	5.9	5.3	-8.4	12.1	-0.4	15.0	-2.7	9.2	-8.2	-3.0	-3.7	-5.6	-0.2	Other industry
<b>-9.9</b>	<b>-6.6</b>	<b>32.5</b>	<b>19.4</b>	<b>-1.3</b>	<b>0.7</b>	<b>-2.5</b>	<b>-0.6</b>	<b>3.3</b>	<b>6.2</b>	<b>-16.2</b>	<b>-10.9</b>	<b>-3.2</b>	<b>-6.3</b>	<b>18.4</b>	<b>Manufacture of basic iron and steel</b>
<b>-10.0</b>	<b>-0.1</b>	<b>14.7</b>	<b>21.7</b>	<b>4.4</b>	<b>-1.6</b>	<b>4.5</b>	<b>-4.7</b>	<b>0.9</b>	<b>3.2</b>	<b>-3.7</b>	<b>-17.3</b>	<b>-22.4</b>	<b>-5.3</b>	<b>31.1</b>	<b>Manufacture of basic precious and other non-ferrous metals</b>
<b>-6.0</b>	<b>-14.4</b>	<b>21.8</b>	<b>5.7</b>	<b>-0.4</b>	<b>5.1</b>	<b>1.7</b>	<b>-9.1</b>	<b>-2.6</b>	<b>4.9</b>	<b>2.0</b>	<b>-0.9</b>	<b>5.3</b>	<b>-14.1</b>	<b>19.4</b>	<b>Casting of metals</b>
<b>7.5</b>	<b>-6.4</b>	<b>-0.4</b>	<b>-2.2</b>	<b>5.0</b>	<b>3.6</b>	<b>12.6</b>	<b>4.3</b>	<b>-8.3</b>	<b>6.5</b>	<b>-0.9</b>	<b>-2.0</b>	<b>0.6</b>	<b>-6.4</b>	<b>0.7</b>	<b>Manufacture of structural metal products, tanks, reservoirs, steam generators, weapons and ammunition</b>
															Manufacture of metal doors, windows and their frames, shutters and gates
4.1	-6.7	-1.7	0.0	4.0	3.0	15.4	6.0	-5.0	2.6	-0.3	-0.4	-1.0	-10.8	5.4	Manufacture of other structural metal products
16.0	-6.6	1.0	-5.1	7.0	5.2	5.6	0.6	-17.1	18.7	-1.5	-6.7	5.0	4.5	-9.5	Manufacture of tanks, reservoirs and containers of metal
10.8	3.6	18.5	-22.3	8.1	2.3	18.5	-0.1	-5.7	5.1	-10.7	1.1	0.8	1.0	-3.2	Other industry
<b>-1.3</b>	<b>-4.4</b>	<b>1.5</b>	<b>1.0</b>	<b>5.3</b>	<b>0.6</b>	<b>6.3</b>	<b>1.3</b>	<b>0.6</b>	<b>-4.4</b>	<b>2.8</b>	<b>-4.5</b>	<b>-1.4</b>	<b>-0.4</b>	<b>1.8</b>	<b>Manufacture of other fabricated metal products; metal working service activities</b>
4.7	-0.6	2.8	1.5	3.0	-1.5	-0.8	0.4	-2.6	4.1	-0.4	-2.3	1.1	0.9	3.4	Forging, pressing, stamping and roll-forming of metal; powder metallurgy
9.5	1.3	-9.9	18.0	3.2	-0.8	17.0	9.0	-3.9	-16.8	1.8	-7.3	0.4	-0.9	-9.4	Treatment and coating of metals; machining
10.6	-4.4	5.8	-1.4	-3.8	-0.4	5.6	-0.3	1.4	-1.4	-1.0	1.3	0.5	0.2	8.5	Manufacture of tins and cans for food products, collapsible tubes and boxes
															Manufacture of metal cable, plaited bands and similar articles
-12.1	-9.3	-2.7	-3.3	12.4	-0.8	8.3	1.8	2.0	-4.8	-0.6	0.4	-2.1	-3.6	-0.8	Manufacture of bolts, screws, nuts and similar threaded products
3.6	9.3	-5.0	-2.6	2.0	-2.1	6.4	7.8	-2.8	-1.0	4.4	-2.5	-6.7	7.6	-0.8	Manufacture of metal household articles
0.8	-3.7	9.2	2.1	5.0	4.2	4.6	-3.4	2.4	-5.5	12.6	-13.9	-3.1	1.4	3.9	Manufacture of any other fabricated metal products n.e.c.
-1.5	7.2	3.0	-2.8	10.6	10.9	0.2	15.6	0.4	4.5	2.0	-5.8	-6.7	9.1	7.6	Other industry
<b>13.3</b>	<b>-5.6</b>	<b>12.1</b>	<b>11.8</b>	<b>-6.7</b>	<b>-2.9</b>	<b>-4.5</b>	<b>-12.8</b>	<b>15.9</b>	<b>14.7</b>	<b>-21.2</b>	<b>0.4</b>	<b>13.4</b>	<b>-8.3</b>	<b>5.6</b>	<b>Manufacture of electronic components and boards</b>
15.8	-8.2	12.5	8.4	-3.8	-7.6	0.9	-14.5	10.0	18.9	-26.3	3.4	17.2	-5.0	3.1	Manufacture of diodes, transistors and similar semiconductor devices
															Manufacture of electronic integrated circuits micro assemblies
															Manufacture of electrical capacitors and resistors
10.0	-1.0	11.7	16.2	-11.5	5.1	-11.4	-10.6	25.8	9.0	-15.3	-4.3	8.1	-13.3	9.7	Manufacture of printed circuit boards
															Manufacture of display components
6.5	-9.2	9.7	22.9	1.5	-9.3	-12.0	-7.2	4.2	19.2	-2.9	9.1	16.2	-6.3	6.4	Manufacture of other components for electronic applications
<b>13.8</b>	<b>-16.9</b>	<b>6.6</b>	<b>-32.8</b>	<b>47.0</b>	<b>-8.3</b>	<b>8.0</b>	<b>2.1</b>	<b>9.7</b>	<b>-7.9</b>	<b>30.7</b>	<b>-15.4</b>	<b>-3.9</b>	<b>-1.5</b>	<b>5.2</b>	<b>Manufacture of computers and peripheral equipment</b>
<b>26.3</b>	<b>-32.1</b>	<b>24.8</b>	<b>25.2</b>	<b>-15.3</b>	<b>0.7</b>	<b>9.7</b>	<b>-12.4</b>	<b>4.4</b>	<b>29.2</b>	<b>-0.9</b>	<b>3.8</b>	<b>21.5</b>	<b>-16.1</b>	<b>16.2</b>	<b>Manufacture of communication equipment</b>
<b>4.6</b>	<b>3.2</b>	<b>10.9</b>	<b>10.5</b>	<b>-13.9</b>	<b>5.2</b>	<b>-13.7</b>	<b>-5.5</b>	<b>3.8</b>	<b>19.2</b>	<b>-15.8</b>	<b>2.0</b>	<b>2.2</b>	<b>7.6</b>	<b>7.1</b>	<b>Manufacture of consumer electronics</b>
<b>30.9</b>	<b>-1.1</b>	<b>6.2</b>	<b>4.4</b>	<b>-1.2</b>	<b>-0.1</b>	<b>1.9</b>	<b>-7.1</b>	<b>-14.4</b>	<b>15.5</b>	<b>-24.5</b>	<b>6.6</b>	<b>17.0</b>	<b>-0.6</b>	<b>4.1</b>	<b>Manufacture of measuring, testing, navigating and control equipment; watches and clocks</b>
															Manufacture of measuring, testing, navigating and control equipment
33.1	-1.5	7.0	5.8	-2.5	-0.2	4.3	-6.7	-14.5	16.4	-25.9	7.0	16.6	-2.5	4.9	Manufacture of industrial process control equipment
17.6	1.3	0.7	-5.2	9.0	0.5	-15.1	-10.4	-13.7	7.7	-10.8	4.1	20.0	14.8	-1.0	Manufacture of watches and clocks and parts
<b>42.7</b>	<b>-10.6</b>	<b>15.9</b>	<b>-15.0</b>	<b>5.2</b>	<b>17.0</b>	<b>-17.4</b>	<b>-10.8</b>	<b>2.4</b>	<b>14.9</b>	<b>-16.8</b>	<b>-1.5</b>	<b>12.2</b>	<b>-6.3</b>	<b>16.3</b>	<b>Manufacture of irradiation, electromedical and electrotherapeutic equipment</b>

Jadual Table **1.4c** : Nilai Jualan Sektor Pembuatan Mengikut Kumpulan: Perubahan Peratusan Bulanan/Suku Tahunan  
 : Sales Value of Manufacturing Sector by Group: Monthly/Quarterly Percentage Change

Kod Kumpulan Group code	Keterangan Kumpulan/Tempoh	2022				2023		2022				
		Q1	Q2	Q3	Q4	Q1	Q2	Jan.	Feb.	Mac	Apr.	Mei
267 ( 26701 & 26702 ) & 268 (26800)	Pembuatan peralatan optikal, kelengkapan fotografi, media magnetik dan optikal	-11.5	5.4	19.2	-1.6	1.9	0.5	-14.8	-3.7	18.3	-9.6	-9.9
271	Pembuatan motor elektrik, penjana, transformer dan perkakasan pengagihan dan pengawalan elektrik	2.9	9.1	9.9	-3.9	-5.4	5.9	-5.7	-3.4	16.8	3.2	-11.4
27101	Pembuatan motor elektrik, penjana dan transformer	-1.7	9.5	1.0	-7.7	-11.7	-0.8	-8.1	-12.6	19.1	10.0	-16.8
27102	Pembuatan perkakasan pengagihan dan pengawalan elektrik	5.4	8.9	14.4	-2.2	-2.8	8.5	-4.3	1.8	15.7	-0.2	-8.4
272/ 27200	Pembuatan bateri dan akumulator	-8.5	12.2	43.0	7.6	-25.3	8.8	10.5	-12.9	8.3	-5.0	10.6
273	Pembuatan pendawaian dan peranti pendawaian	-10.0	1.6	-0.9	-7.3	-2.9	-2.1	-4.9	-7.3	1.7	10.9	-12.3
27310	Pembuatan kabel gantian optikal	-14.4	10.9	-6.3	3.2	15.2	15.4	-25.4	-0.1	6.6	16.8	-14.9
27320	Pembuatan wayar dan kabel elektronik dan elektrik lain	-10.4	1.4	0.4	-7.2	-4.0	-3.3	-5.4	-7.4	0.3	11.9	-12.6
27330	Pembuatan alatan pendawaian pembawa dan bukan pembawa arus untuk litar elektrik (tanpa mengira jenis bahan)	-2.0	0.8	-15.7	-14.6	2.5	4.0	15.5	-10.0	18.0	-3.2	-7.4
274/ 27400	Pembuatan kelengkapan pencahayaan elektrik	-2.0	6.5	12.6	-1.8	-7.2	-1.4	5.2	7.4	15.6	-10.5	4.6
275/ 27500	Pembuatan perkakasan domestik	-12.1	5.4	10.0	-3.3	-8.4	2.3	-7.7	-18.5	13.4	9.1	-9.1
279/ 27900	Pembuatan kelengkapan elektrik lain	-10.6	-4.3	11.6	5.5	-2.1	8.2	-13.7	-3.1	5.0	-9.6	-2.5
281 & 282	Pembuatan jentera kegunaan umum dan kegunaan khas	-9.6	14.5	-2.7	5.6	-10.8	6.6	-4.6	-7.5	1.1	20.0	-9.4
28120	Pembuatan alat-alat kuasa bendalir &	-36.7	41.2	13.5	0.2	-29.8	-1.3	-30.2	-9.6	-1.8	58.1	-17.4
28130	Pembuatan pam, pemampat, kepala paip dan injap lain											
28180	Pembuatan alatan tangan yang menggunakan kuasa dilengkapkan dengan motor elektrik atau bukan motor elektrik atau pneumatik	-16.3	26.5	-6.1	5.8	-15.2	8.5	-10.8	-5.1	-5.1	36.9	-6.4
28220	Pembuatan jentera pembentukan logam dan alatan mesin											
28192	Pembuatan mesin penyaman udara, termasuk untuk kenderaan bermotor	-6.0	6.0	-20.8	-3.2	-3.6	11.6	4.1	-5.9	0.9	17.7	-16.8
28290	Pembuatan lain-lain mesin bertujuan khas t.t.t.l. Industri lain	0.7	21.8	16.5	13.0	-14.7	-1.5	1.4	-10.0	9.9	12.8	-10.9
		-5.1	4.6	3.5	8.8	-4.4	8.5	-3.8	-9.2	2.2	6.4	-0.6
291 ( 29101 & 29102 )	Pembuatan kenderaan bermotor	-26.1	-5.4	6.2	44.0	-13.6	-20.2	-21.3	-7.4	0.9	1.8	-8.3
292/ 29200	Pembuatan kerangka (coachwork) untuk kenderaan bermotor; pembuatan treler dan semi treler	-1.2	4.6	-26.2	37.8	-0.6	-2.3	0.2	-13.6	42.9	6.2	-17.6
293/ 29300	Pembuatan alat ganti dan aksesori untuk kenderaan bermotor	0.2	4.1	8.5	-2.9	4.2	1.1	-1.6	-2.4	19.8	-5.5	-3.9
301 ( 30110 & 30120 )	Pembinaan kapal dan bot	-17.9	-9.4	1.0	31.3	5.0	-5.7	-7.1	-8.2	10.8	5.5	-32.9
302, 303, 304 & 309	Pembuatan lokomotif keretapi, rolling stock, kapal angkasa dan udara, jentera berkaitan, kenderaan tempur ketenteraan, dan kelengkapan pengangkutan t.t.t.l.	2.0	1.2	-4.0	18.0	-15.9	-1.6	-1.3	-11.2	20.3	3.8	-15.5
30910	Pembuatan motosikal	5.5	22.6	-1.5	13.1	-18.2	6.1	-3.2	-9.1	12.4	23.2	-7.2
30920	Pembuatan basikal dan invalid carriages Industri lain	-2.7	9.2	-2.0	12.7	-22.5	-1.0	-4.6	-17.9	36.0	-0.9	-4.1
		3.1	-11.2	-6.6	24.1	-11.0	-5.6	1.2	-8.6	16.4	-1.3	-25.4
310	Pembuatan perabot	5.1	-23.5	-3.1	21.5	4.6	-20.4	7.9	-11.2	8.1	-15.3	-9.0
31001	Pembuatan perabot kayu dan rotan Industri lain	14.3	-30.7	3.6	16.6	8.2	-24.6	12.2	-12.1	13.2	-28.7	-9.2
		-3.7	-15.2	-9.2	26.7	1.0	-16.0	3.4	-10.1	2.6	1.0	-8.8
321 ( 32110 & 32120 )	Pembuatan barang kemas, bijouterie dan artikel berkaitan	3.5	35.0	-16.1	-0.3	-5.7	16.6	11.6	-15.6	3.6	35.2	8.3
322, 325 & 329	Pembuatan instrumen muzik, peralatan dan bekalan perubatan dan pergigian dan pembuatan lain t.t.t.l.	1.4	-0.5	5.8	-6.1	5.6	12.9	0.02	-2.9	2.4	3.0	-5.9
32901	Pembuatan alat tulis Industri lain	5.7	6.8	15.0	-17.1	12.4	3.5	0.8	-2.2	7.6	0.4	0.9
		0.2	-2.7	2.7	-2.1	3.5	16.1	-0.2	-3.1	0.9	3.9	-8.0
323/ 32300	Pembuatan barangan sukan	11.4	-6.3	-7.5	19.6	12.5	4.8	-0.3	1.1	8.4	4.1	-20.2
324/ 32400	Pembuatan permainan dan mainan	-3.3	-2.7	-27.3	11.3	-8.7	26.5	1.2	-2.5	-1.7	20.3	-6.4
331 & 332	Pembaikan pemasangan produk logam, jentera, kelengkapan dan pemasangan jentera perindustrian dan kelengkapan	-4.6	-18.0	4.1	30.4	-3.6	-14.9	-1.7	-13.3	27.1	-6.6	-32.0
33150	Pembaikan dan penyelenggaraan kelengkapan pengangkutan kecuali motosikal dan basikal Industri lain	-2.0	-14.3	8.7	24.8	-5.2	-15.1	-8.4	-18.6	66.0	-10.6	-37.6
		-6.0	-20.0	1.4	34.0	-2.6	-14.8	2.1	-10.6	9.5	-3.9	-28.4
<b>Jumlah Pembuatan</b>		<b>-2.7</b>	<b>6.8</b>	<b>5.4</b>	<b>1.5</b>	<b>-5.3</b>	<b>-2.3</b>	<b>-3.4</b>	<b>-5.2</b>	<b>9.8</b>	<b>2.3</b>	<b>-4.0</b>



2023															Group Description/Period
Jun	Jul.	Ogo.	Sep.	Okt.	Nov.	Dis.	Jan.	Feb.	Mac	Apr.	Mei	Jun	Jul.	Ogo.	
41.5	-0.5	1.5	-4.6	-6.7	12.6	-0.3	-8.1	1.8	17.1	-12.8	1.6	7.1	10.3	7.6	<b>Manufacture of optical instruments, photographic equipment, magnetic and optical media</b>
14.4	1.6	5.8	-2.2	-2.2	-1.0	-4.3	-0.6	-6.6	9.0	-1.5	2.4	6.9	12.4	7.9	<b>Manufacture of electric motors, generators, transformers and electricity distribution and control apparatus</b>
14.6	0.8	-1.5	-4.3	-4.5	8.1	-14.8	1.2	-8.7	1.8	-0.2	0.2	3.3	14.4	19.1	Manufacture of electric motors, generators and transformers
14.3	2.0	9.4	-1.3	-1.2	-4.8	0.6	-1.3	-5.8	11.9	-2.0	3.2	8.2	11.8	4.0	Manufacture of electricity distribution and control apparatus
28.3	4.2	8.9	21.3	4.7	-21.8	11.3	-15.6	-13.6	-3.5	11.7	0.9	13.3	-33.3	12.2	<b>Manufacture of batteries and accumulators</b>
4.2	-0.6	4.8	-5.0	-4.7	-1.6	0.5	-2.3	0.7	-2.6	-0.7	-0.7	1.8	1.0	2.7	<b>Manufacture of wiring and wiring devices</b>
3.5	2.5	6.1	-26.9	6.5	18.0	15.6	2.3	-7.2	7.5	4.1	12.3	0.6	2.1	8.7	Manufacture of fibre optic cables
4.2	0.03	5.5	-3.9	-4.8	-2.3	-0.5	-2.3	1.0	-3.7	-0.5	-2.1	2.2	1.3	1.8	Manufacture of other electronic and electric wires and cables
5.6	-10.2	-6.5	-9.0	-8.3	-1.4	7.5	-5.4	2.1	7.2	-7.2	10.9	-2.3	-4.1	12.0	Manufacture of current-carrying and non current-carrying wiring devices for electrical circuits regardless of material
8.2	-5.0	15.3	2.1	-12.3	7.4	1.8	-11.6	1.0	2.1	-10.7	13.1	-0.5	20.6	7.2	<b>Manufacture of electric lighting equipment</b>
5.3	1.9	13.1	-2.7	-4.7	-2.3	2.8	-12.3	0.4	9.3	-0.8	-6.6	4.8	-1.8	17.7	<b>Manufacture of domestic appliances</b>
16.2	-8.9	13.4	7.9	-2.7	-1.5	0.3	-1.4	-2.6	4.0	-1.4	10.2	2.8	-0.4	2.1	<b>Manufacture of other electrical equipment</b>
11.5	-10.9	8.3	-1.7	0.2	2.8	5.6	-12.6	-4.5	1.9	7.8	-0.2	-2.0	-12.3	7.4	<b>Manufacture of general-purpose and special-purpose machinery</b>
19.0	-8.3	27.3	-0.8	2.6	-8.8	-9.8	-17.2	0.5	-19.0	15.1	-3.7	4.6	-16.6	11.7	Manufacture of fluid power equipment
5.3	-4.3	-4.6	0.1	-0.2	10.0	2.6	-15.9	-4.3	-3.0	11.7	0.3	1.5	-10.1	4.2	Manufacture of other pumps, compressors, taps and valves
9.1	-21.0	5.1	-7.2	0.2	-4.8	9.8	-6.7	-4.9	6.6	13.8	2.8	-18.4	-23.6	18.2	Manufacture of power-driven hand tools with self-contained electric or non-electric motor or pneumatic drives
41.7	-14.9	18.4	4.2	-0.7	-1.4	18.4	-22.5	-6.8	11.7	3.9	-17.9	8.1	-9.4	-17.4	Manufacture of metal-forming machinery and machine tools
1.6	-4.2	12.4	-3.2	0.7	9.3	0.3	-5.1	-3.8	0.5	2.0	10.3	1.7	-7.8	17.5	Manufacture of air-conditioning machines, including for motor vehicles
1.1	1.6	1.2	18.1	7.0	30.7	-0.4	-17.5	-10.8	13.5	-33.9	29.5	-9.7	17.7	-7.3	<b>Manufacture of motor vehicles</b>
-21.3	-15.2	8.1	14.2	20.4	7.7	-7.5	1.9	-8.3	19.2	-6.6	3.7	-18.8	10.5	-2.5	<b>Manufacture of bodies (coachwork) for motor vehicles; manufacture of trailers and semi-trailers</b>
4.5	6.4	3.7	-6.0	-8.1	16.9	-6.4	0.4	-0.8	11.1	-14.7	19.0	-4.6	9.3	1.2	<b>Manufacture of parts and accessories for motor vehicles</b>
20.6	-1.5	-1.3	17.0	29.5	-8.1	-8.6	8.1	0.9	17.1	9.2	-32.2	-3.8	-17.4	0.6	<b>Building of ships and boats</b>
1.0	-1.9	2.4	4.4	12.2	4.1	-3.7	-15.2	-7.8	18.2	-9.4	-0.8	1.9	0.6	1.1	<b>Manufacture of railway locomotives, rolling stock, air and spacecraft, related machinery, military fighting vehicles and transport equipment n.e.c</b>
-0.2	2.8	-1.9	-0.9	4.6	13.7	0.9	-19.8	-7.1	6.7	-0.7	2.0	10.7	6.6	-3.8	Manufacture of motorcycles
-1.9	-5.0	6.8	4.0	10.4	-0.1	-7.7	-16.3	-4.9	3.4	-1.6	2.2	-4.1	-13.6	2.3	Manufacture of bicycles and invalid carriages
3.6	-2.6	2.3	7.7	17.3	2.0	-3.9	-12.1	-9.7	32.4	-16.5	-3.7	0.4	4.4	3.5	Other industry
-15.5	1.9	3.6	23.5	0.6	7.1	-1.0	3.6	-4.7	7.8	-19.5	7.5	-26.1	6.4	5.2	<b>Manufacture of furniture</b>
-1.0	-0.6	4.1	16.5	-0.9	9.8	-3.7	5.3	0.3	6.1	-23.5	3.4	-21.9	8.0	10.7	Manufacture of wooden and cane furniture
-27.9	4.9	3.0	31.2	2.0	4.5	1.8	2.0	-9.6	9.6	-15.2	11.4	-29.8	4.8	-0.4	Other industry
-5.6	-24.5	7.6	20.5	-17.2	10.4	-7.0	4.2	-11.9	-0.3	18.4	8.1	-6.3	-24.6	5.9	<b>Manufacture of jewellery, bijouterie and related articles</b>
-0.2	5.3	4.9	-1.6	-9.1	3.2	1.9	1.5	2.9	-0.7	10.3	8.8	-10.9	7.8	5.1	<b>Manufacture of musical instruments, medical and dental instruments and supplies and other manufacturing n.e.c.</b>
4.3	15.4	4.4	-18.1	-5.7	-0.5	-0.8	14.3	-0.7	-1.4	5.7	1.2	-5.0	2.0	7.6	Manufacture of stationery
-1.7	1.7	5.1	5.0	-10.2	4.4	2.7	-2.3	4.1	-0.5	11.8	11.2	-12.5	9.6	4.4	Other industry
-5.7	8.4	-12.4	16.0	8.0	7.4	0.5	6.3	-4.0	18.2	13.7	-15.9	-19.8	6.3	-15.9	<b>Manufacture of sports goods</b>
-42.5	-2.9	16.6	9.2	-0.3	7.1	-11.7	-0.8	-14.5	26.5	17.0	21.4	-40.4	-9.0	10.0	<b>Manufacture of games and toys</b>
0.6	1.9	10.1	29.7	3.2	9.9	-6.7	-4.5	-3.4	15.1	-1.9	-30.4	1.0	0.03	10.4	<b>Repair of fabricated metal products, machinery and equipment and installation of industrial machinery and equipment</b>
-0.6	7.5	8.1	46.1	-6.8	9.6	-8.2	-8.3	-4.4	28.8	1.0	-40.9	-0.9	3.8	21.0	Repair and maintenance of transport equipment except motorcycles and bicycles
1.3	-1.1	11.3	20.2	10.1	10.2	-5.9	-2.3	-2.9	7.8	-3.6	-23.4	2.0	-1.8	4.8	Other industry
8.1	-3.3	6.1	2.7	-1.8	0.2	-1.7	-5.4	-1.9	7.6	-7.2	1.3	0.4	-2.4	5.8	<b>Total Manufacturing</b>

Jadual  
Table **1.5a** : Bilangan Pekerja Bergaji Sektor Pembuatan Mengikut Kumpulan  
: Number of Paid Employees of Manufacturing Sector by Group

Kod Kumpulan Group code	Keterangan Kumpulan/Tempoh	2021	2022	2022		
				Q1	Q2	Q3
101	Pemprosesan dan pengawetan daging	12,960	13,600	13,034	13,064	13,471
102	Pemprosesan dan pengawetan ikan, krustasea dan moluska	15,912	16,751	15,936	16,347	16,545
	10201 Pengetinan ikan, krustasea dan moluska & 10202 Pemprosesan dan pengawetan ikan, krustasea dan moluska	13,320	14,170	13,433	13,704	13,881
	Industri lain	2,592	2,581	2,503	2,643	2,664
103	Pemprosesan dan pengawetan buah-buahan dan sayur - sayuran	10,179	9,962	10,310	10,217	10,073
	10303 Pengetinan nanas & 10304 Pembuatan jem, marmalad dan sajian jeli	551	620	485	531	530
	Industri lain	9,628	9,342	9,825	9,686	9,543
104	Pembuatan minyak dan lemak daripada sayuran dan haiwan	79,500	84,266	79,916	80,103	82,207
	10404 Pembuatan minyak sayuran mentah dan bertapis & 10406 Pembuatan sebatian lemak masakan	3,832	4,052	3,752	3,824	3,839
	10405 Pembuatan minyak kelapa	2,424	2,542	2,471	2,524	2,539
	Industri lain	73,243	77,672	73,693	73,755	75,829
105	Pembuatan produk tenusu	13,179	13,321	13,036	13,292	13,178
	10502 Pembuatan susu pekat, tepung dan sejat	9,781	9,674	9,553	9,646	9,529
	Industri lain	3,398	3,648	3,482	3,646	3,649
106	Pembuatan produk bijian, kanji dan produk	10,808	11,197	10,871	10,793	11,051
	10611 Pengilangan beras	4,849	5,307	4,994	4,962	5,239
	10613 Pengilangan tepung	4,889	4,921	4,872	4,843	4,828
	Industri lain	1,070	969	1,005	987	983
107	Pembuatan produk makanan lain	123,320	130,228	126,992	126,638	127,916
	10711 Pembuatan biskut dan cookies	14,344	14,486	14,439	14,517	14,607
	10712 Pembuatan roti, kek dan produk bakeri lain	30,260	31,304	29,286	29,408	29,997
	10713 Pembuatan produk snek	8,428	8,846	8,412	8,542	8,530
	10721 Pembuatan gula	1,765	1,744	1,769	1,736	1,752
	10731 Pembuatan produk koko	2,576	2,563	2,579	2,585	2,650
	10732 Pembuatan coklat dan produk coklat & 10733 Pembuatan konfeksi gula	8,033	7,861	7,937	8,090	8,259
	10793 Pembuatan sos dan bahan perasa	9,997	11,546	10,800	10,948	10,787
	10799 Pembuatan produk makanan lain t.t.t.l.	13,664	15,127	16,718	15,541	15,861
	Industri lain	34,254	36,752	35,052	35,270	35,475
108/ 10800	Pembuatan makanan haiwan tersedia	14,893	15,573	14,820	15,469	15,437
110	Pembuatan minuman ringan	15,951	16,373	16,304	16,247	16,144
	11041 Pembuatan minuman ringan	10,302	10,622	10,565	10,562	10,512
	11042 Pengeluaran air mineral semulajadi dan minuman lain yang dibotolkan	3,995	3,923	4,001	3,979	3,892
	Industri lain	1,653	1,828	1,739	1,706	1,740
120/ 12000	Pembuatan produk tembakau	1,199	1,232	1,413	1,170	1,198
131	Pemintalan, penenunan dan penyiapan tekstil	13,289	13,055	13,206	12,839	13,084
	13110 Penyediaan dan pemintalan gentian tekstil & 13120 Penenunan tekstil	9,209	8,882	8,983	8,665	8,737
	13132 Pewarnaan, pelunturan, percetakan dan penyiapan akhir benang dan fabrik	3,647	3,762	3,750	3,731	3,889
	Industri lain	433	412	474	443	458
139	Pembuatan tekstil lain	14,450	14,816	14,378	14,821	14,813
	13910 Pembuatan fabrik dikait dan dikrusye	5,901	5,792	5,903	5,961	5,958
	Industri lain	8,548	9,024	8,475	8,859	8,855
141	Pembuatan pakaian, kecuali pakaian berbulu	41,493	42,584	42,134	41,677	40,921
	14102 Pembuatan pakaian	30,181	31,056	30,268	30,296	29,750
	Industri lain	11,312	11,528	11,866	11,381	11,171
142 & 143	Pembuatan artikel daripada kulit bulu dan pakaian yang dikait dan dikrusye	981	1,007	1,020	1,030	1,010
151 (15110 & 15120)	Penyamakan dan pembersihan kulit, pembuatan bagasi, beg tangan, pelana dan abah-abah pembersihan dan pewarnaan bulu	6,113	5,843	6,050	5,698	5,831
152	Pembuatan kasut	6,175	6,717	6,349	6,574	6,632
	15201 Pembuatan kasut kulit & 15203 Pembuatan kasut getah	3,399	3,748	3,501	3,619	3,660
	Industri lain	2,776	2,969	2,848	2,955	2,973
161/ 16100	Pengilangan dan pengetaman kayu	25,587	25,101	25,671	25,235	25,553



2023		2022		2023		Group Description/Period
Q4	Q1	Q2	(Jan. - Ogo.)	(Jan. - Ogo.)		
13,600	13,849	14,305	12,956	14,139		<b>Processing and preserving of meat</b>
16,751	17,382	17,330	16,507	17,136		<b>Processing and preserving of fish, crustaceans and molluscs</b>
						<i>Canning of fish, crustaceans and molluscs</i>
14,170	14,711	14,566	13,847	14,313		<i>Processing, curing and preserving of fish, crustacean and molluscs</i>
2,581	2,671	2,764	2,660	2,823		<i>Other industry</i>
9,962	10,536	10,835	10,039	10,224		<b>Processing and preserving of fruits and vegetable</b>
						<i>Pineapple canning</i>
620	568	560	523	564		<i>Manufacture of jams, marmalades and table jellies</i>
9,342	9,967	10,275	9,516	9,660		<i>Other industry</i>
84,266	85,462	85,734	81,217	87,316		<b>Manufacture of vegetable and animal oils and fats</b>
						<i>Manufacture of crude and refined vegetable oil</i>
						<i>Manufacture of compound cooking fats</i>
4,052	4,124	4,141	3,833	4,424		<i>Manufacture of coconut oil</i>
2,542	2,558	2,558	2,524	2,582		<i>Other industry</i>
77,672	78,780	79,035	74,860	80,310		
13,321	13,366	13,280	13,151	13,533		<b>Manufacture of dairy products</b>
9,674	9,678	9,560	9,510	9,744		<i>Manufacture of condensed, powdered and evaporated milk</i>
3,648	3,689	3,719	3,642	3,788		<i>Other industry</i>
11,197	11,341	11,257	10,839	11,025		<b>Manufacture of grain mill products, starches and starch products</b>
						<i>Rice milling</i>
5,307	5,421	5,301	5,066	5,123		<i>Flour milling</i>
4,921	5,010	5,044	4,821	5,007		<i>Other industry</i>
969	910	912	952	895		
130,228	132,812	133,853	127,431	138,077		<b>Manufacture of other food products</b>
14,486	14,747	14,600	14,627	14,711		<i>Manufacture of biscuits and cookies</i>
31,304	31,832	32,231	29,831	32,948		<i>Manufacture of bread, cakes and other bakery products</i>
8,846	8,858	8,961	8,521	9,083		<i>Manufacture of snack products</i>
1,744	1,760	1,783	1,757	1,862		<i>Manufacture of sugar</i>
2,563	2,523	2,614	2,639	2,602		<i>Manufacture of cocoa products</i>
						<i>Manufacture of chocolate and chocolate products</i>
7,861	7,925	7,955	8,244	8,511		<i>Manufacture of sugar confectionery</i>
11,546	11,881	11,908	10,859	12,519		<i>Manufacture of sauces and condiments</i>
15,127	15,474	16,158	15,552	17,951		<i>Manufacture of other food products n.e.c.</i>
36,752	37,813	37,642	35,402	37,889		<i>Other industry</i>
15,573	15,606	15,188	15,455	14,475		<b>Manufacture of prepared animal feeds</b>
16,373	16,770	16,865	16,129	16,539		<b>Manufacture of beverages</b>
10,622	10,744	10,847	10,503	10,568		<i>Manufacture of soft drinks</i>
3,923	4,197	4,172	3,890	4,096		<i>Production of natural mineral waters and other bottled waters</i>
1,828	1,829	1,846	1,736	1,875		<i>Other industry</i>
1,232	1,448	1,254	1,109	1,167		<b>Manufacture of tobacco products</b>
13,055	13,274	13,204	12,895	13,376		<b>Spinning, weaving and finishing of textiles</b>
						<i>Preparation and spinning of textile fibres</i>
8,882	9,093	9,029	8,708	9,310		<i>Weaving of textiles</i>
3,762	3,690	3,701	3,737	3,580		<i>Dyeing, bleaching, printing and finishing of yarns and fabrics</i>
412	491	474	451	486		<i>Other industry</i>
14,816	14,841	15,173	14,752	15,173		<b>Manufacture of other textiles</b>
5,792	5,619	5,657	5,929	5,636		<i>Manufacture of knitted and crocheted fabrics</i>
9,024	9,222	9,515	8,823	9,537		<i>Other industry</i>
42,584	42,881	42,985	40,901	41,773		<b>Manufacture of wearing apparel, except fur apparel</b>
31,056	31,236	31,154	29,658	30,120		<i>Manufacture of clothings</i>
11,528	11,645	11,831	11,243	11,654		<i>Other industry</i>
1,007	1,089	1,086	1,004	1,107		<b>Manufacture of articles of fur, knitted and crocheted apparel</b>
5,843	6,032	5,746	5,754	5,750		<b>Tanning and dressing of leather; manufacture of luggage, handbags, saddlery and harness; dressing and dyeing of fur</b>
6,717	6,979	7,072	6,553	6,915		<b>Manufacture of footwear</b>
						<i>Manufacture of leather footwear</i>
3,748	3,760	3,667	3,631	3,644		<i>Manufacture of rubber footwear</i>
2,969	3,219	3,405	2,922	3,271		<i>Other industry</i>
25,101	25,234	24,629	25,435	24,802		<b>Sawmilling and planning of wood</b>

Jadual **1.5a** : Bilangan Pekerja Bergaji Sektor Pembuatan Mengikut Kumpulan  
 Table : Number of Paid Employees of Manufacturing Sector by Group

Kod Kumpulan Group code	Keterangan Kumpulan/Tempoh	2022								
		Jan.	Feb.	Mac	Apr.	Mei	Jun	Jul.	Ogo.	Sep.
101	Pemprosesan dan pengawetan daging	13,438	13,355	13,034	13,028	13,099	13,064	12,898	12,956	13,471
102	Pemprosesan dan pengawetan ikan, krustasea dan moluska	16,312	16,022	15,936	16,105	16,070	16,347	16,473	16,507	16,545
	10201 Pengetinan ikan, krustasea dan moluska &									
	10202 Pemprosesan dan pengawetan ikan, krustasea dan moluska	13,735	13,495	13,433	13,614	13,549	13,704	13,806	13,847	13,881
	Industri lain	2,577	2,527	2,503	2,491	2,521	2,643	2,666	2,660	2,664
103	Pemprosesan dan pengawetan buah-buahan dan sayur - sayuran	10,668	10,568	10,310	10,256	10,244	10,217	10,370	10,039	10,073
	10303 Pengetinan nanas &									
	10304 Pembuatan jem, marmalad dan sajian jeli Industri lain	527	522	485	516	511	531	529	523	530
	Industri lain	10,141	10,046	9,825	9,740	9,733	9,686	9,841	9,516	9,543
104	Pembuatan minyak dan lemak daripada sayuran dan haiwan	79,650	80,192	79,916	79,731	79,852	80,103	80,945	81,217	82,207
	10404 Pembuatan minyak sayuran mentah dan bertapis &									
	10406 Pembuatan sebatian lemak masakan	3,776	3,789	3,752	3,755	3,813	3,824	3,856	3,833	3,839
	10405 Pembuatan minyak kelapa Industri lain	2,442	2,456	2,471	2,524	2,524	2,524	2,527	2,524	2,539
	Industri lain	73,433	73,947	73,693	73,453	73,514	73,755	74,562	74,860	75,829
105	Pembuatan produk tenusu	12,995	12,961	13,036	13,111	13,158	13,292	13,262	13,151	13,178
	10502 Pembuatan susu pekat, tepung dan sejat Industri lain	9,570	9,531	9,553	9,594	9,602	9,646	9,600	9,510	9,529
	Industri lain	3,425	3,430	3,482	3,516	3,556	3,646	3,663	3,642	3,649
106	Pembuatan produk bijian, kanji dan produk	10,872	10,877	10,871	10,924	10,787	10,793	10,810	10,839	11,051
	10611 Pengilangan beras	4,954	4,993	4,994	5,035	4,982	4,962	4,975	5,066	5,239
	10613 Pengilangan tepung Industri lain	4,895	4,865	4,872	4,875	4,817	4,843	4,873	4,821	4,828
	Industri lain	1,023	1,019	1,005	1,014	989	987	962	952	983
107	Pembuatan produk makanan lain	126,212	126,006	126,992	126,034	125,952	126,638	126,815	127,431	127,916
	10711 Pembuatan biskut dan cookies	14,445	14,462	14,439	14,405	14,289	14,517	14,624	14,627	14,607
	10712 Pembuatan roti, kek dan produk bakeri lain	30,572	29,442	29,286	29,693	29,575	29,408	29,619	29,831	29,997
	10713 Pembuatan produk snek	8,466	8,424	8,412	8,443	8,418	8,542	8,570	8,521	8,530
	10721 Pembuatan gula	1,762	1,769	1,769	1,743	1,756	1,736	1,734	1,757	1,752
	10731 Pembuatan produk koko	2,590	2,601	2,579	2,586	2,593	2,585	2,606	2,639	2,650
	10732 Pembuatan coklat dan produk coklat &									
	10733 Pembuatan konfeksi gula	7,858	7,868	7,937	7,893	7,864	8,090	8,122	8,244	8,259
	10793 Pembuatan sos dan bahan perasa	10,313	10,646	10,800	10,613	10,909	10,948	10,823	10,859	10,787
	10799 Pembuatan produk makanan lain t.t.t.l. Industri lain	15,099	15,643	16,718	15,620	15,634	15,541	15,553	15,552	15,861
	Industri lain	35,109	35,152	35,052	35,038	34,913	35,270	35,163	35,402	35,475
108/10800	Pembuatan makanan haiwan tersedia	14,973	14,866	14,820	15,377	15,492	15,469	15,441	15,455	15,437
110	Pembuatan minuman ringan	16,109	16,283	16,304	16,479	16,387	16,247	16,202	16,129	16,144
	11041 Pembuatan minuman ringan	10,288	10,524	10,565	10,682	10,673	10,562	10,579	10,503	10,512
	11042 Pengeluaran air mineral semulajadi dan minuman lain yang dibotolkan Industri lain	4,029	3,940	4,001	3,989	3,967	3,979	3,942	3,890	3,892
	Industri lain	1,793	1,819	1,739	1,808	1,747	1,706	1,681	1,736	1,740
120/12000	Pembuatan produk tembakau	1,288	1,432	1,413	1,165	1,165	1,170	1,164	1,109	1,198
131	Pemintalan, penenunan dan penyiapan tekstil	13,133	13,126	13,206	13,029	12,993	12,839	12,772	12,895	13,084
	13110 Penyediaan dan pemintalan gentian tekstil &									
	13120 Penenunan tekstil	9,003	9,033	8,983	8,843	8,767	8,665	8,618	8,708	8,737
	13132 Pewarnaan, pelunturan, percetakan dan penyiapan akhir benang dan fabrik Industri lain	3,639	3,601	3,750	3,724	3,742	3,731	3,712	3,737	3,889
	Industri lain	491	492	474	462	483	443	442	451	458
139	Pembuatan tekstil lain	14,477	14,393	14,378	14,491	14,786	14,821	14,733	14,752	14,813
	13910 Pembuatan fabrik dikait dan dikrusye Industri lain	5,941	5,935	5,903	5,897	5,978	5,961	5,936	5,929	5,958
	Industri lain	8,536	8,458	8,475	8,594	8,808	8,859	8,797	8,823	8,855
141	Pembuatan pakaian, kecuali pakaian berbulu	41,677	42,095	42,134	41,828	42,132	41,677	41,189	40,901	40,921
	14102 Pembuatan pakaian Industri lain	29,823	30,185	30,268	30,062	30,423	30,296	29,902	29,658	29,750
	Industri lain	11,854	11,909	11,866	11,766	11,709	11,381	11,288	11,243	11,171
142 & 143	Pembuatan artikel daripada kulit bulu dan pakaian yang dikait dan dikrusye	1,009	1,010	1,020	1,031	1,031	1,030	1,030	1,004	1,010
151 (15110 & 15120)	Penyamakan dan pembersihan kulit, pembuatan bagasi, beg tangan, pelana dan abah-abah pembersihan dan pewarnaan bulu	6,089	6,113	6,050	5,976	5,918	5,698	5,630	5,754	5,831
152	Pembuatan kasut	6,411	6,586	6,349	6,396	6,509	6,574	6,507	6,553	6,632
	15201 Pembuatan kasut kulit &									
	15203 Pembuatan kasut getah Industri lain	3,581	3,639	3,501	3,493	3,548	3,619	3,601	3,631	3,660
	Industri lain	2,830	2,947	2,848	2,903	2,961	2,955	2,906	2,922	2,973
161/16100	Pengilangan dan pengetaman kayu	25,901	25,797	25,671	25,683	25,788	25,235	25,287	25,435	25,553

2023

2023											Group Description/Period
Okt.	Nov.	Dis.	Jan.	Feb.	Mac	Apr.	Mei	Jun	Jul.	Ogo.	
13,468	13,593	13,600	14,001	13,965	13,849	14,325	14,357	14,305	14,080	14,139	<b>Processing and preserving of meat</b>
16,551	16,596	16,751	17,041	17,485	17,382	17,297	17,338	17,330	17,410	17,136	<b>Processing and preserving of fish, crustaceans and molluscs</b>
											<i>Canning of fish, crustaceans and molluscs</i>
13,933	13,980	14,170	14,410	14,801	14,711	14,606	14,646	14,566	14,788	14,313	<i>Processing, curing and preserving of fish, crustacean and molluscs</i>
2,619	2,616	2,581	2,632	2,684	2,671	2,692	2,692	2,764	2,622	2,823	<i>Other industry</i>
10,012	9,965	9,962	10,313	10,554	10,536	10,589	10,882	10,835	10,731	10,224	<b>Processing and preserving of fruits and vegetable</b>
											<i>Pineapple canning</i>
527	527	620	565	567	568	566	569	560	578	564	<i>Manufacture of jams, marmalades and table jellies</i>
9,485	9,438	9,342	9,748	9,987	9,967	10,023	10,313	10,275	10,153	9,660	<i>Other industry</i>
82,410	83,728	84,266	84,824	85,592	85,462	84,987	85,282	85,734	86,716	87,316	<b>Manufacture of vegetable and animal oils and fats</b>
											<i>Manufacture of crude and refined vegetable oil</i>
3,836	4,060	4,052	4,089	4,096	4,124	4,100	4,118	4,141	4,163	4,424	<i>Manufacture of compound cooking fats</i>
2,539	2,536	2,542	2,549	2,549	2,558	2,555	2,558	2,558	2,542	2,582	<i>Manufacture of coconut oil</i>
76,034	77,132	77,672	78,185	78,947	78,780	78,332	78,606	79,035	80,011	80,310	<i>Other industry</i>
13,231	13,285	13,321	13,386	13,363	13,366	13,435	13,253	13,280	13,366	13,533	<b>Manufacture of dairy products</b>
9,527	9,652	9,674	9,714	9,694	9,678	9,831	9,576	9,560	9,638	9,744	<i>Manufacture of condensed, powdered and evaporated</i>
3,704	3,633	3,648	3,672	3,668	3,689	3,604	3,677	3,719	3,728	3,788	<i>Other industry</i>
10,982	11,121	11,197	11,251	11,421	11,341	11,227	11,285	11,257	11,238	11,025	<b>Manufacture of grain mill products, starches and</b>
5,216	5,246	5,307	5,356	5,458	5,421	5,322	5,352	5,301	5,279	5,123	<i>Rice milling</i>
4,804	4,919	4,921	4,924	5,037	5,010	4,993	5,015	5,044	5,033	5,007	<i>Flour milling</i>
962	956	969	972	927	910	912	918	912	926	895	<i>Other industry</i>
128,513	128,878	130,228	132,511	133,336	132,812	134,023	134,287	133,853	135,228	138,077	<b>Manufacture of other food products</b>
14,480	14,564	14,486	14,820	15,050	14,747	14,673	14,652	14,600	14,639	14,711	<i>Manufacture of biscuits and cookies</i>
30,567	30,830	31,304	31,580	31,680	31,832	32,306	32,179	32,231	33,322	32,948	<i>Manufacture of bread, cakes and other bakery products</i>
8,625	8,639	8,846	8,864	8,896	8,858	8,899	8,970	8,961	8,856	9,083	<i>Manufacture of snack products</i>
1,745	1,709	1,744	1,747	1,747	1,760	1,770	1,790	1,783	1,785	1,862	<i>Manufacture of sugar</i>
2,554	2,539	2,563	2,566	2,593	2,523	2,519	2,593	2,614	2,617	2,602	<i>Manufacture of cocoa products</i>
											<i>Manufacture of chocolate and chocolate products</i>
8,278	7,871	7,861	8,120	7,963	7,925	7,988	7,978	7,955	8,087	8,511	<i>Manufacture of sugar confectionery</i>
10,829	11,378	11,546	11,777	11,786	11,881	11,931	11,855	11,908	11,819	12,519	<i>Manufacture of sauces and condiments</i>
15,873	15,147	15,127	15,627	15,531	15,474	16,201	16,417	16,158	16,501	17,951	<i>Manufacture of other food products n.e.c.</i>
35,561	36,201	36,752	37,410	38,091	37,813	37,736	37,854	37,642	37,603	37,889	<i>Other industry</i>
15,482	15,544	15,573	15,602	15,668	15,606	15,128	15,134	15,188	15,039	14,475	<b>Manufacture of prepared animal feeds</b>
16,114	16,054	16,373	16,583	16,717	16,770	16,843	16,874	16,865	16,952	16,539	<b>Manufacture of beverages</b>
10,507	10,445	10,622	10,617	10,714	10,744	10,810	10,823	10,847	10,907	10,568	<i>Manufacture of soft drinks</i>
3,893	3,911	3,923	4,142	4,144	4,197	4,197	4,209	4,172	4,190	4,096	<i>Production of natural mineral waters and other bottled waters</i>
1,714	1,697	1,828	1,825	1,858	1,829	1,836	1,842	1,846	1,856	1,875	<i>Other industry</i>
1,202	1,210	1,232	1,296	1,443	1,448	1,274	1,266	1,254	1,227	1,167	<b>Manufacture of tobacco products</b>
13,143	13,059	13,055	13,197	13,098	13,274	13,214	13,354	13,204	13,025	13,376	<b>Spinning, weaving and finishing of textiles</b>
											<i>Preparation and spinning of textile fibres</i>
8,813	8,945	8,882	8,987	8,901	9,093	9,073	9,103	9,029	9,075	9,310	<i>Weaving of textiles</i>
3,885	3,705	3,762	3,752	3,721	3,690	3,676	3,761	3,701	3,485	3,580	<i>Dyeing, bleaching, printing and finishing of yarns and fabrics</i>
444	409	412	458	476	491	465	489	474	465	486	<i>Other industry</i>
14,729	14,917	14,816	14,898	14,756	14,841	15,015	15,205	15,173	15,115	15,173	<b>Manufacture of other textiles</b>
5,820	5,846	5,792	5,774	5,757	5,619	5,694	5,697	5,657	5,604	5,636	<i>Manufacture of knitted and crocheted fabrics</i>
8,909	9,071	9,024	9,123	8,998	9,222	9,321	9,508	9,515	9,511	9,537	<i>Other industry</i>
40,502	42,307	42,584	42,847	42,795	42,881	42,964	43,166	42,985	42,441	41,773	<b>Manufacture of wearing apparel, except fur apparel</b>
29,408	30,705	31,056	31,403	31,127	31,236	31,164	31,366	31,154	30,709	30,120	<i>Manufacture of clothings</i>
11,094	11,602	11,528	11,444	11,668	11,645	11,799	11,800	11,831	11,732	11,654	<i>Other industry</i>
977	1,014	1,007	1,032	1,068	1,089	1,089	1,093	1,086	1,080	1,107	<b>Manufacture of articles of fur, knitted and crocheted apparel</b>
5,831	5,793	5,843	5,939	6,023	6,032	5,858	5,873	5,746	5,673	5,750	<b>Tanning and dressing of leather; manufacture of luggage, handbags, saddlery and harness; dressing and dyeing of fur</b>
6,668	6,722	6,717	6,924	7,091	6,979	6,959	7,039	7,072	7,031	6,915	<b>Manufacture of footwear</b>
											<i>Manufacture of leather footwear</i>
3,711	3,756	3,748	3,896	3,840	3,760	3,692	3,665	3,667	3,646	3,644	<i>Manufacture of rubber footwear</i>
2,956	2,966	2,969	3,028	3,250	3,219	3,268	3,374	3,405	3,386	3,271	<i>Other industry</i>
25,441	25,556	25,101	25,720	25,710	25,234	24,749	25,144	24,629	24,377	24,802	<b>Sawmilling and planning of wood</b>

Jadual  
Table **1.5a** : Bilangan Pekerja Bergaji Sektor Pembuatan Mengikut Kumpulan  
: Number of Paid Employees of Manufacturing Sector by Group

Kod Kumpulan Group code	Keterangan Kumpulan/Tempoh	2021	2022	2022		
				Q1	Q2	Q3
<b>162</b>	<b>Pembuatan produk daripada kayu, gabus, jerami dan bahan jalinan lain</b>	<b>67,877</b>	<b>68,943</b>	<b>65,777</b>	<b>67,098</b>	<b>67,651</b>
16211	Pembuatan kepingan venier dan papan lapis	37,770	38,426	36,497	37,163	37,843
16212	Pembuatan papan partikel dan papan gentian	6,751	6,419	6,874	6,857	6,678
16221	Pertukangan kayu untuk jurubina	11,216	10,830	9,992	10,226	10,050
	Industri lain	12,141	13,268	12,414	12,852	13,080
<b>170</b>	<b>Pembuatan kertas dan produk kertas</b>	<b>56,213</b>	<b>58,658</b>	<b>56,974</b>	<b>56,605</b>	<b>57,633</b>
17010	Pembuatan pulpa, kertas dan kertas tebal	8,792	9,259	8,713	8,752	8,848
17020	Pembuatan kertas kegunaan rumah dan bekas daripada kertas dan kertas tebal	22,313	23,850	22,656	22,542	23,291
17091	Pembuatan sampul surat dan kad surat	1,697	1,692	1,713	1,739	1,775
17092	Pembuatan kertas kegunaan rumah dan pembersih peribadi	10,976	10,818	10,908	10,681	10,874
17093	Pembuatan kertas bergam atau pelekat yang berjalur atau bergulung dan label dan kertas dinding	7,192	7,480	7,510	7,467	7,321
	Industri lain	5,243	5,559	5,474	5,425	5,524
<b>181 &amp; 182</b>	<b>Percetakan, aktiviti perkhidmatan berkaitan percetakan dan penerbitan semula media rakaman</b>	<b>67,428</b>	<b>70,120</b>	<b>67,661</b>	<b>65,902</b>	<b>65,467</b>
18110	Percetakan	54,714	57,286	55,001	53,801	53,444
18120 & 18200	Aktiviti perkhidmatan berkaitan percetakan & Penerbitan semula media rakaman	12,714	12,834	12,660	12,101	12,023
<b>192 (19201 &amp; 19202)</b>	<b>Pembuatan produk petroleum bertapis</b>	<b>17,093</b>	<b>17,817</b>	<b>17,719</b>	<b>17,262</b>	<b>17,651</b>
<b>201</b>	<b>Pembuatan kimia asas, baja dan sebatian nitrogen, plastik dan getah sintetik dalam bentuk primer</b>	<b>46,703</b>	<b>47,560</b>	<b>47,789</b>	<b>47,062</b>	<b>47,035</b>
20111	Pembuatan gas perindustrian atau perubatan bukan organik dalam bentuk cecair atau mampat	5,496	5,802	5,578	5,644	5,628
20112 & 20113	Pembuatan kimia organik asas & Pembuatan sebatian bukan organik	18,092	19,633	18,429	18,299	18,579
20121 & 20129	Pembuatan baja & Pembuatan produk campuran nitrogen	9,123	7,649	9,547	8,733	8,678
20131	Pembuatan plastik dalam bentuk primer	11,283	11,413	11,408	11,338	11,143
	Industri lain	2,710	3,063	2,826	3,048	3,008
<b>202 &amp; 203</b>	<b>Pembuatan produk kimia lain dan serat buatan manusia</b>	<b>54,990</b>	<b>57,336</b>	<b>57,439</b>	<b>55,739</b>	<b>55,271</b>
20210	Pembuatan racun perosak dan produk agrokimia lain	4,044	4,030	3,964	3,910	3,845
20221	Pembuatan cat, varnis dan penyadur dan mastik	9,483	9,451	11,223	9,270	9,162
20222	Pembuatan dakwat cetak	4,911	5,659	5,760	5,647	5,660
20231 & 20232	Pembuatan sabun dan bahan pencuci, penyediaan membersih dan mengilat & Pembuatan pewangi dan penyediaan dandanan diri	20,535	21,711	20,420	20,598	20,865
20291 & 20292 & 20299	Pembuatan plat fotografi, filem, sensitized paper dan other sensitized unexposed materials & Pembuatan dakwat menulis dan melukis & Pembuatan produk kimia lain t.t.t.l.	15,564	16,082	15,603	15,853	15,277
	Industri lain	454	402	469	461	461
<b>210</b>	<b>Pembuatan produk farmaseutikal, kimia perubatan dan botani</b>	<b>25,092</b>	<b>27,325</b>	<b>24,800</b>	<b>27,994</b>	<b>28,824</b>
21001	Pembuatan bahan aktif ubat-ubatan untuk digunakan oleh bidang farmakologi dalam pembuatan ubat-ubatan	18,048	19,310	17,686	19,648	20,234
	Industri lain	7,044	8,015	7,114	8,346	8,590
<b>221</b>	<b>Pembuatan produk getah</b>	<b>122,498</b>	<b>122,297</b>	<b>124,905</b>	<b>126,655</b>	<b>125,937</b>
22111	Pembuatan tayar getah untuk kenderaan	7,048	6,618	7,193	7,531	6,534
22112	Pembuatan bunga tayar yang boleh ditukar ganti dan tayar celup	2,209	2,289	2,086	1,995	2,129
22191 & 22193	Pembuatan produk lain daripada getah asli atau sintetik, tidak divulkan, divulkan atau dikeraskan & Pengilangan semula getah dan prosesan susu getah	16,796	17,767	16,690	16,952	17,408
22192	Pembuatan sarung tangan getah	63,232	62,537	65,658	67,914	66,853
22199	Pembuatan produk getah lain yang t.t.t.l.	33,212	33,087	33,278	32,264	33,014
<b>222</b>	<b>Pembuatan produk plastik</b>	<b>153,940</b>	<b>159,013</b>	<b>155,750</b>	<b>156,889</b>	<b>158,506</b>
22201 & 22202	Pembuatan produk plastik separa siap & Pembuatan produk plastik siap	33,803	37,664	35,934	37,667	37,506
22203	Pembuatan artikel plastik untuk pembungkusan barangan	48,456	50,397	48,717	48,901	49,889
22204	Pembuatan barangan plastik jurubina	3,345	3,656	3,605	3,559	3,595
22205	Pembuatan pinggan mangkuk, peralatan dapur dan barangan tandas daripada plastik	12,961	14,177	14,992	15,478	15,608
22209	Pembuatan pelbagai produk plastik t.t.t.l.	55,375	53,120	52,503	51,285	51,908
<b>231 (23101 &amp; 23102 &amp; 23109)</b>	<b>Pembuatan kaca dan produk kaca</b>	<b>18,828</b>	<b>20,948</b>	<b>18,896</b>	<b>20,023</b>	<b>20,561</b>

2023		2022		2023		Group Description/Period
Q4	Q1	Q2	(Jan. - Ogo.)	(Jan. - Ogo.)		
68,943	67,728	68,036	66,604	68,083		<b>Manufacture of products of wood, cork, straw and plaiting materials</b>
38,426	37,446	37,646	36,583	37,873		Manufacture of veneer sheets and plywood
6,419	6,345	6,563	6,901	7,458		Manufacture of particle board and fibreboard
10,830	10,642	10,645	10,145	9,814		Manufacture of builders' carpentry
13,268	13,295	13,181	12,975	12,938		Other industry
<b>58,658</b>	<b>59,308</b>	<b>57,626</b>	<b>56,700</b>	<b>57,618</b>		<b>Manufacture of paper and paper products</b>
9,259	9,332	8,473	8,679	8,641		Manufacture of pulp, paper and paperboard
23,850	23,877	23,353	22,766	22,862		Manufacture of corrugated paper and paperboard and of containers of paper and paperboard
1,692	1,789	1,769	1,734	1,766		Manufacture of envelopes and letter-card
10,818	10,723	10,515	10,746	11,002		Manufacture of household and personal hygiene paper
7,480	7,837	7,792	7,388	7,519		Manufacture of gummed or adhesive paper in strips or rolls and labels and wall paper
5,559	5,749	5,724	5,388	5,827		Other industry
<b>70,120</b>	<b>70,319</b>	<b>68,955</b>	<b>65,699</b>	<b>69,227</b>		<b>Printing, service activities related to printing and reproduction of recorded media</b>
57,286	57,476	56,770	53,614	56,882		Printing
						Service activities related to printing
12,834	12,843	12,185	12,085	12,345		Reproduction of recorded media
<b>17,817</b>	<b>18,486</b>	<b>18,149</b>	<b>17,686</b>	<b>18,349</b>		<b>Manufacture of refined petroleum products</b>
<b>47,560</b>	<b>49,475</b>	<b>48,507</b>	<b>47,104</b>	<b>47,278</b>		<b>Manufacture of basic chemicals, fertilizer and nitrogen compounds, plastics and synthetic rubber in primary forms</b>
5,802	6,315	6,155	5,599	6,148		Manufacture of liquefied or compressed inorganic industrial or medical gases
						Manufacture of basic organic chemicals
19,633	20,155	19,696	18,507	19,059		Manufacture of inorganic compounds
						Manufacture of fertilizers
7,649	8,353	7,982	8,766	7,413		Manufacture of associated nitrogen products
11,413	11,428	11,453	11,227	11,482		Manufacture of plastics in primary forms
3,063	3,226	3,221	3,006	3,176		Other industry
<b>57,336</b>	<b>58,105</b>	<b>55,785</b>	<b>55,317</b>	<b>56,092</b>		<b>Manufacture of other chemical products and man-made fibres</b>
4,030	4,262	4,151	3,692	4,320		Manufacture of pesticides and other agrochemical products
9,451	9,966	9,644	9,160	9,563		Manufacture of paints, varnishes and similar coatings ink and mastics
5,659	5,967	5,983	5,651	5,962		Manufacture of printing ink
						Manufacture of soap and detergents, cleaning and polishing preparations
21,711	21,322	19,568	20,845	20,119		Manufacture of perfumes and toilet preparations
						Manufacture of photographic plates, films, sensitized paper and other sensitized unexposed materials
16,082	16,137	16,006	15,505	15,805		Manufacture of writing and drawing ink
						Manufacture of other chemical products n.e.c.
402	451	433	464	323		Other industry
<b>27,325</b>	<b>26,901</b>	<b>27,916</b>	<b>28,682</b>	<b>29,157</b>		<b>Manufacture of pharmaceuticals, medicinal chemical and botanical products</b>
19,310	18,765	19,668	20,244	20,519		Manufacture of medicinal active substances to be used for their pharmacological properties in the manufacture of medicaments
8,015	8,136	8,249	8,438	8,637		Other industry
<b>122,297</b>	<b>121,509</b>	<b>114,969</b>	<b>125,716</b>	<b>117,851</b>		<b>Manufacture of rubber products</b>
6,618	6,740	7,052	6,545	6,723		Manufacture of rubber tyres for vehicles
2,289	2,340	2,279	2,072	2,360		Manufacture of interchangeable tyre treads and retreading rubber tyres
						Manufacture of other products of natural or synthetic rubber, unvulcanized, vulcanized or hardened
17,767	18,775	19,192	17,441	18,948		Rubber remilling and latex processing
62,537	60,077	55,214	66,739	57,140		Manufacture of rubber gloves
33,087	33,577	31,231	32,920	32,679		Manufacture of other rubber products n.e.c.
<b>159,013</b>	<b>159,633</b>	<b>161,005</b>	<b>158,320</b>	<b>162,784</b>		<b>Manufacture of plastics products</b>
						Manufacture of semi-manufactures of plastic products
37,664	37,301	38,558	37,666	38,464		Manufacture of finished plastic products
						Manufacture of plastic articles for the packing of goods
50,397	50,812	51,215	49,392	52,408		Manufacture of builders' plastics ware
3,656	3,699	3,690	3,561	3,665		Manufacture of plastic tableware, kitchenware and toilet articles
14,177	14,782	14,642	15,527	14,978		Manufacture of plastic tableware, kitchenware and toilet articles
53,120	53,040	52,901	52,173	53,269		Manufacture of diverse plastic products n.e.c.
<b>20,948</b>	<b>21,026</b>	<b>21,133</b>	<b>20,723</b>	<b>21,028</b>		<b>Manufacture of glass and glass products</b>

Jadual Table **1.5a** : Bilangan Pekerja Bergaji Sektor Pembuatan Mengikut Kumpulan  
: Number of Paid Employees of Manufacturing Sector by Group

Kod Kumpulan Group code	Keterangan Kumpulan/Tempoh	2022								
		Jan.	Feb.	Mac	Apr.	Mei	Jun	Jul.	Ogo.	Sep.
<b>162</b>	<b>Pembuatan produk daripada kayu, gabus, jerami dan bahan jalinan lain</b>	<b>67,971</b>	<b>67,654</b>	<b>65,777</b>	<b>65,246</b>	<b>67,791</b>	<b>67,098</b>	<b>66,582</b>	<b>66,604</b>	<b>67,651</b>
16211	Pembuatan kepingan venier dan papan lapis	37,144	36,803	36,497	36,103	37,850	37,163	36,663	36,583	37,843
16212	Pembuatan papan partikel dan papan gentian	6,880	6,912	6,874	6,824	6,862	6,857	6,891	6,901	6,678
16221	Pertukangan kayu untuk jurubina	11,224	11,258	9,992	9,877	10,209	10,226	10,094	10,145	10,050
	Industri lain	12,723	12,681	12,414	12,443	12,870	12,852	12,934	12,975	13,080
<b>170</b>	<b>Pembuatan kertas dan produk kertas</b>	<b>56,584</b>	<b>57,016</b>	<b>56,974</b>	<b>56,425</b>	<b>56,563</b>	<b>56,605</b>	<b>56,767</b>	<b>56,700</b>	<b>57,633</b>
17010	Pembuatan pulpa, kertas dan kertas tebal	8,814	8,720	8,713	8,724	8,720	8,752	8,778	8,679	8,848
17020	Pembuatan kertas gelugur dan kertas tebal dan bekas daripada kertas dan kertas tebal	22,280	22,635	22,656	22,334	22,447	22,542	22,565	22,766	23,291
17091	Pembuatan sampul surat dan kad surat	1,746	1,730	1,713	1,675	1,731	1,739	1,736	1,734	1,775
17092	Pembuatan kertas kegunaan rumah dan pembersih peribadi	11,052	10,972	10,908	10,842	10,709	10,681	10,756	10,746	10,874
17093	Pembuatan kertas bergam atau pelekat yang berjalur atau bergulung dan label dan kertas dinding	7,232	7,527	7,510	7,426	7,547	7,467	7,448	7,388	7,321
	Industri lain	5,460	5,431	5,474	5,425	5,409	5,425	5,485	5,388	5,524
<b>181 &amp; 182</b>	<b>Percetakan, aktiviti perkhidmatan berkaitan percetakan dan penerbitan semula media rakaman</b>	<b>67,482</b>	<b>67,331</b>	<b>67,661</b>	<b>65,412</b>	<b>65,771</b>	<b>65,902</b>	<b>65,724</b>	<b>65,699</b>	<b>65,467</b>
18110	Percetakan	54,758	54,616	55,001	53,211	53,646	53,801	53,663	53,614	53,444
18120	Aktiviti perkhidmatan berkaitan percetakan &	12,724	12,715	12,660	12,201	12,125	12,101	12,061	12,085	12,023
18200	Penerbitan semula media rakaman									
<b>192 (19201 &amp; 19202)</b>	<b>Pembuatan produk petroleum bertapis</b>	<b>17,035</b>	<b>17,282</b>	<b>17,719</b>	<b>17,224</b>	<b>17,268</b>	<b>17,262</b>	<b>17,640</b>	<b>17,686</b>	<b>17,651</b>
<b>201</b>	<b>Pembuatan kimia asas, baja dan sebatian nitrogen, plastik dan getah sintetik dalam bentuk primer</b>	<b>46,975</b>	<b>47,364</b>	<b>47,789</b>	<b>46,889</b>	<b>47,043</b>	<b>47,062</b>	<b>47,174</b>	<b>47,104</b>	<b>47,035</b>
20111	Pembuatan gas perindustrian atau perubatan bukan organik dalam bentuk cecair atau mampat	5,652	5,582	5,578	5,578	5,591	5,644	5,657	5,599	5,628
20112 &	Pembuatan kimia organik asas	18,105	18,175	18,429	18,299	18,319	18,299	18,506	18,507	18,579
20113	Pembuatan sebatian bukan organik									
20121 &	Pembuatan baja	9,231	9,576	9,547	8,694	8,731	8,733	8,741	8,766	8,678
20129	Pembuatan produk campuran nitrogen									
20131	Pembuatan plastik dalam bentuk primer	11,210	11,221	11,408	11,370	11,323	11,338	11,214	11,227	11,143
	Industri lain	2,777	2,809	2,826	2,947	3,080	3,048	3,057	3,006	3,008
<b>202 &amp; 203</b>	<b>Pembuatan produk kimia lain dan serat buatan manusia</b>	<b>55,367</b>	<b>54,781</b>	<b>57,439</b>	<b>55,236</b>	<b>55,880</b>	<b>55,739</b>	<b>55,529</b>	<b>55,317</b>	<b>55,271</b>
20210	Pembuatan racun perosak dan produk agrokimia lain	4,066	3,953	3,964	3,931	3,909	3,910	3,910	3,692	3,845
20221	Pembuatan cat, varnis dan penyadur dan mastik	9,832	9,510	11,223	9,350	9,297	9,270	9,220	9,160	9,162
20222	Pembuatan dakwat cetak	4,918	4,911	5,760	5,720	5,738	5,647	5,651	5,651	5,660
20231 &	Pembuatan sabun dan bahan pencuci, penyediaan membersihkan dan mengilat	20,543	20,381	20,420	19,939	20,719	20,598	20,826	20,845	20,865
20232	Pembuatan pewangi dan penyediaan dandanan diri									
20291 &	Pembuatan plat fotografi, filem, sensitized paper dan other sensitized unexposed materials	15,544	15,558	15,603	15,831	15,753	15,853	15,458	15,505	15,277
20292 &	Pembuatan dakwat menulis dan melukis									
20299	Pembuatan produk kimia lain t.t.t.l.	464	468	469	465	465	461	464	464	461
	Industri lain									
<b>210</b>	<b>Pembuatan produk farmaseutikal, kimia perubatan dan botani</b>	<b>24,691</b>	<b>24,817</b>	<b>24,800</b>	<b>28,001</b>	<b>27,853</b>	<b>27,994</b>	<b>28,379</b>	<b>28,682</b>	<b>28,824</b>
21001	Pembuatan bahan aktif ubat-ubatan untuk digunakan oleh bidang farmakologi dalam pembuatan ubat-ubatan	17,532	17,718	17,686	19,720	19,615	19,648	20,019	20,244	20,234
	Industri lain	7,159	7,099	7,114	8,281	8,238	8,346	8,360	8,438	8,590
<b>221</b>	<b>Pembuatan produk getah</b>	<b>125,135</b>	<b>124,663</b>	<b>124,905</b>	<b>130,436</b>	<b>129,975</b>	<b>126,655</b>	<b>125,708</b>	<b>125,716</b>	<b>125,937</b>
22111	Pembuatan tayar getah untuk kenderaan	7,166	7,228	7,193	7,702	7,714	7,531	6,593	6,545	6,534
22112	Pembuatan bunga tayar yang boleh ditukar ganti dan tayar celup	2,218	2,129	2,086	2,189	2,118	1,995	1,995	2,072	2,129
22191 &	Pembuatan produk lain daripada getah asli atau sintetik, tidak divulkan, divulkan atau dikeraskan	16,928	16,741	16,690	17,530	17,379	16,952	17,239	17,441	17,408
22193	Pengilangan semula getah dan prosesan susu getah									
22192	Pembuatan sarung tangan getah	65,383	64,940	65,658	68,626	68,438	67,914	67,263	66,739	66,853
22199	Pembuatan produk getah lain yang t.t.t.l.	33,441	33,625	33,278	34,389	34,327	32,264	32,618	32,920	33,014
<b>222</b>	<b>Pembuatan produk plastik</b>	<b>152,343</b>	<b>151,129</b>	<b>155,750</b>	<b>157,536</b>	<b>156,895</b>	<b>156,889</b>	<b>158,191</b>	<b>158,320</b>	<b>158,506</b>
22201 &	Pembuatan produk plastik separa siap	33,435	33,192	35,934	37,138	36,993	37,667	37,812	37,666	37,506
22202	Pembuatan produk plastik siap									
22203	Pembuatan artikel plastik untuk pembungkusan barangan	47,719	47,285	48,717	49,077	48,773	48,901	49,093	49,392	49,889
22204	Pembuatan barangan plastik jurubina	3,375	3,357	3,605	3,626	3,569	3,559	3,578	3,561	3,595
22205	Pembuatan pinggan mangkuk, peralatan dapur dan barangan tandas daripada plastik	14,888	14,887	14,992	15,369	15,439	15,478	15,588	15,527	15,608
22209	Pembuatan pelbagai produk plastik t.t.t.l.	52,926	52,408	52,503	52,326	52,120	51,285	52,120	52,173	51,908
<b>231 (23101 &amp; 23102 &amp; 23109)</b>	<b>Pembuatan kaca dan produk kaca</b>	<b>19,062</b>	<b>18,882</b>	<b>18,896</b>	<b>18,857</b>	<b>20,021</b>	<b>20,023</b>	<b>20,316</b>	<b>20,723</b>	<b>20,561</b>



2023											Group Description/Period
Okt.	Nov.	Dis.	Jan.	Feb.	Mac	Apr.	Mei	Jun	Jul.	Ogo.	
<b>67,898</b>	<b>68,632</b>	<b>68,943</b>	<b>68,848</b>	<b>69,504</b>	<b>67,728</b>	<b>67,540</b>	<b>68,991</b>	<b>68,036</b>	<b>68,079</b>	<b>68,083</b>	<b>Manufacture of products of wood, cork, straw and plaiting materials</b>
38,033	38,577	38,426	38,035	38,412	37,446	37,071	38,304	37,646	38,239	37,873	Manufacture of veneer sheets and plywood
6,721	6,534	6,419	6,275	6,387	6,345	6,261	6,553	6,563	6,555	7,458	Manufacture of particle board and fibreboard
10,001	10,249	10,830	10,966	11,134	10,642	10,772	10,752	10,645	10,417	9,814	Manufacture of builders' carpentry
13,143	13,271	13,268	13,572	13,571	13,295	13,435	13,383	13,181	12,868	12,938	Other industry
<b>58,303</b>	<b>58,481</b>	<b>58,658</b>	<b>58,843</b>	<b>59,436</b>	<b>59,308</b>	<b>58,624</b>	<b>57,792</b>	<b>57,626</b>	<b>57,112</b>	<b>57,618</b>	<b>Manufacture of paper and paper products</b>
9,025	9,128	9,259	9,269	9,407	9,332	9,352	8,476	8,473	8,462	8,641	Manufacture of pulp, paper and paperboard
23,685	23,831	23,850	23,728	23,899	23,877	23,294	23,345	23,353	23,039	22,862	Manufacture of corrugated paper and paperboard and of containers of paper and paperboard
1,762	1,659	1,692	1,745	1,798	1,789	1,760	1,785	1,769	1,776	1,766	Manufacture of envelopes and letter-card
10,895	10,850	10,818	10,909	10,821	10,723	10,671	10,669	10,515	10,347	11,002	Manufacture of household and personal hygiene paper
7,358	7,473	7,480	7,507	7,821	7,837	7,850	7,795	7,792	7,753	7,519	Manufacture of gummed or adhesive paper in strips or rolls and labels and wall paper
5,578	5,539	5,559	5,686	5,691	5,749	5,696	5,722	5,724	5,735	5,827	Other industry
<b>68,259</b>	<b>69,835</b>	<b>70,120</b>	<b>70,262</b>	<b>69,878</b>	<b>70,319</b>	<b>69,596</b>	<b>70,361</b>	<b>68,955</b>	<b>68,890</b>	<b>69,227</b>	<b>Printing, service activities related to printing and reproduction of recorded media</b>
55,755	57,227	57,286	57,387	56,975	57,476	57,255	58,072	56,770	56,668	56,882	Printing
12,504	12,608	12,834	12,875	12,904	12,843	12,341	12,289	12,185	12,222	12,345	Service activities related to printing
											Reproduction of recorded media
<b>17,646</b>	<b>17,670</b>	<b>17,817</b>	<b>17,783</b>	<b>17,989</b>	<b>18,486</b>	<b>18,239</b>	<b>18,209</b>	<b>18,149</b>	<b>18,202</b>	<b>18,349</b>	<b>Manufacture of refined petroleum products</b>
<b>47,810</b>	<b>47,309</b>	<b>47,560</b>	<b>48,311</b>	<b>48,844</b>	<b>49,475</b>	<b>47,928</b>	<b>48,292</b>	<b>48,507</b>	<b>46,679</b>	<b>47,278</b>	<b>Manufacture of basic chemicals, fertilizer and nitrogen compounds, plastics and synthetic rubber in primary forms</b>
5,773	5,777	5,802	5,975	5,984	6,315	5,952	6,194	6,155	6,137	6,148	Manufacture of liquefied or compressed inorganic industrial or medical gases
18,891	19,400	19,633	19,708	19,928	20,155	19,439	19,501	19,696	18,836	19,059	Manufacture of basic organic chemicals
8,793	7,752	7,649	7,916	8,244	8,353	7,938	7,973	7,982	7,379	7,413	Manufacture of inorganic compounds
11,330	11,323	11,413	11,569	11,465	11,428	11,404	11,384	11,453	11,248	11,482	Manufacture of fertilizers
3,022	3,058	3,063	3,145	3,224	3,226	3,194	3,240	3,221	3,078	3,176	Manufacture of associated nitrogen products
<b>55,811</b>	<b>57,081</b>	<b>57,336</b>	<b>57,338</b>	<b>57,121</b>	<b>58,105</b>	<b>56,863</b>	<b>56,332</b>	<b>55,785</b>	<b>56,305</b>	<b>56,092</b>	<b>Manufacture of other chemical products and man-made fibres</b>
3,906	4,069	4,030	4,115	4,189	4,262	4,214	4,231	4,151	4,156	4,320	Manufacture of pesticides and other agrochemical
9,261	9,342	9,451	9,842	9,396	9,966	9,650	9,670	9,644	9,598	9,563	Manufacture of paints, varnishes and similar coatings ink
5,659	5,655	5,659	5,739	5,736	5,967	5,971	5,975	5,983	6,025	5,962	Manufacture of printing ink
21,252	21,656	21,711	21,059	21,265	21,322	20,555	19,912	19,568	20,034	20,119	Manufacture of soap and detergents, cleaning and polishing preparations
15,273	15,938	16,082	16,188	16,102	16,137	16,027	16,098	16,006	16,062	15,805	Manufacture of perfumes and toilet preparations
460	421	402	395	434	451	447	446	433	430	323	Manufacture of photographic plates, films, sensitized paper and other sensitized unexposed materials
<b>28,855</b>	<b>27,473</b>	<b>27,325</b>	<b>26,805</b>	<b>26,916</b>	<b>26,901</b>	<b>28,360</b>	<b>28,019</b>	<b>27,916</b>	<b>28,446</b>	<b>29,157</b>	<b>Manufacture of pharmaceuticals, medicinal chemical and botanical products</b>
20,454	19,397	19,310	18,672	18,728	18,765	20,391	19,831	19,668	19,899	20,519	Manufacture of medicinal active substances to be used for their pharmacological properties in the manufacture of medicaments
8,401	8,076	8,015	8,133	8,188	8,136	7,969	8,188	8,249	8,547	8,637	Other industry
<b>124,115</b>	<b>122,375</b>	<b>122,297</b>	<b>120,492</b>	<b>120,806</b>	<b>121,509</b>	<b>120,578</b>	<b>118,693</b>	<b>114,969</b>	<b>115,215</b>	<b>117,851</b>	<b>Manufacture of rubber products</b>
6,557	6,648	6,618	6,645	6,712	6,740	7,232	7,218	7,052	7,490	6,723	Manufacture of rubber tyres for vehicles
2,155	2,313	2,289	2,296	2,357	2,340	2,330	2,310	2,279	2,301	2,360	Manufacture of interchangeable tyre treads and retreading rubber tyres
17,337	17,706	17,767	18,150	18,698	18,775	19,171	19,237	19,192	19,928	18,948	Manufacture of other products of natural or synthetic rubber, unvulcanized, vulcanized or hardened
65,171	62,825	62,537	59,760	59,343	60,077	58,520	57,283	55,214	54,281	57,140	Rubber remilling and latex processing
32,894	32,883	33,087	33,641	33,697	33,577	33,325	32,645	31,231	31,215	32,679	Manufacture of rubber gloves
<b>158,013</b>	<b>158,891</b>	<b>159,013</b>	<b>159,500</b>	<b>159,940</b>	<b>159,633</b>	<b>161,351</b>	<b>161,657</b>	<b>161,005</b>	<b>164,502</b>	<b>162,784</b>	<b>Manufacture of plastics products</b>
37,315	37,568	37,664	37,595	37,674	37,301	38,878	39,037	38,558	38,435	38,464	Manufacture of semi-manufactures of plastic products
50,348	50,262	50,397	50,487	51,005	50,812	51,237	51,260	51,215	52,383	52,408	Manufacture of finished plastic products
3,685	3,636	3,656	3,703	3,713	3,699	3,680	3,701	3,690	3,675	3,665	Manufacture of plastic articles for the packing of goods
14,724	14,470	14,177	14,472	14,668	14,782	14,621	14,704	14,642	14,102	14,978	Manufacture of builders' plastics ware
51,942	52,955	53,120	53,244	52,879	53,040	52,935	52,954	52,901	55,907	53,269	Manufacture of plastic tableware, kitchenware and toilet articles
											Manufacture of diverse plastic products n.e.c.
<b>20,444</b>	<b>20,841</b>	<b>20,948</b>	<b>21,005</b>	<b>21,062</b>	<b>21,026</b>	<b>21,032</b>	<b>21,266</b>	<b>21,133</b>	<b>20,225</b>	<b>21,028</b>	<b>Manufacture of glass and glass products</b>

Jadual  
Table **1.5a** : Bilangan Pekerja Bergaji Sektor Pembuatan Mengikut Kumpulan  
: Number of Paid Employees of Manufacturing Sector by Group

Kod Kumpulan Group code	Keterangan Kumpulan/Tempoh	2021	2022	2022		
				Q1	Q2	Q3
<b>239</b>	<b>Pembuatan pengeluaran galian bukan logam t.t.t.l.</b>	<b>86,772</b>	<b>86,356</b>	<b>86,285</b>	<b>86,241</b>	<b>86,614</b>
23911	Pembuatan mortar refraktori dan konkrit					
&						
23921	Pembuatan seramik bukan refraktori	11,409	10,661	10,613	10,488	10,305
23930	Pembuatan produk porselin dan seramik lain	5,100	5,248	5,067	5,122	5,284
23941	Pembuatan simen hidraulik	7,667	7,303	7,659	7,902	7,036
23951	Pembuatan konkrit dan mortar siap bancuh dan bancuhan kering	16,004	16,685	15,409	15,914	16,550
23952	Pembuatan konkrit pratuangan, simen atau artikel batu buatan yang digunakan dalam pembinaan;					
&						
23953	Pembuatan komponen struktur pasang siap untuk bangunan atau kejuruteraan awam dari simen, batu atau konkrit buatan	30,295	30,016	30,601	29,880	30,296
&						
23959	Pembuatan artikel konkrit, simen dan plaster lain t.t.t.l.					
23990	Pembuatan produk mineral bukan logam lain t.t.t.l.	8,590	8,662	8,994	8,779	8,833
	Industri lain	7,707	7,782	7,941	8,157	8,310
<b>241</b> ( <b>24101 &amp;</b> <b>24102 &amp;</b> <b>24103 &amp;</b> <b>24104 &amp;</b> <b>24109</b> )	<b>Pembuatan besi dan keluli asas</b>	<b>54,326</b>	<b>54,534</b>	<b>53,134</b>	<b>53,724</b>	<b>53,779</b>
<b>242</b> ( <b>24201 &amp;</b> <b>24202 &amp;</b> <b>24209</b> )	<b>Pembuatan logam asas berharga dan logam bukan ferus lain</b>	<b>41,977</b>	<b>42,642</b>	<b>43,474</b>	<b>42,105</b>	<b>42,633</b>
<b>243</b>	<b>Pengacuan logam</b>	<b>14,773</b>	<b>14,362</b>	<b>15,641</b>	<b>14,579</b>	<b>14,642</b>
<b>251 &amp;</b> <b>252</b>	<b>Pembuatan produk struktur logam, tangki, takungan, penjana wap, senjata dan peluru</b>	<b>59,684</b>	<b>60,158</b>	<b>59,909</b>	<b>58,461</b>	<b>58,655</b>
25113	Pembuatan pintu, tingkap dan bingkai, penutup tingkap dan					
&						
25119	Pembuatan produk struktur logam lain	40,418	40,355	40,766	39,197	38,843
25120	Pembuatan tangki, takungan dan kontena daripada logam	10,948	11,447	10,865	10,928	11,574
	Industri lain	8,319	8,357	8,277	8,337	8,237
<b>259</b>	<b>Pembuatan lain-lain produk yang direka daripada logam; aktiviti perkhidmatan kerja logam</b>	<b>96,998</b>	<b>99,084</b>	<b>99,149</b>	<b>96,926</b>	<b>98,005</b>
25910	Tempaan, tekanan, hentakan dan bentuk gelekkan logam; serbuk metalurgi	21,823	22,151	21,931	22,023	22,744
25920	Rawatan dan penyalutan logam; menggunakan mesin	12,158	12,860	13,179	12,179	12,460
25991	Pembuatan tin untuk produk makanan dan minuman, tiub dan kotak boleh dilipat	7,800	7,655	7,758	7,672	7,651
25992	Pembuatan kabel, plaited bands (jalur/pita berpintal) dan artikel seumpamanya daripada logam	19,308	19,365	19,158	18,901	19,031
&						
25993	Pembuatan bolt, skru, nat dan produk uliran seumpamanya					
25994	Pembuatan barangan rumah daripada logam	3,194	3,168	3,315	3,188	3,027
25999	Pembuatan produk lain yang direka daripada logam t.t.t.l.	22,227	23,427	22,990	22,358	22,397
	Industri lain	10,488	10,458	10,817	10,606	10,694
<b>261</b>	<b>Pembuatan komponen dan papan elektronik</b>	<b>218,374</b>	<b>234,460</b>	<b>221,659</b>	<b>226,483</b>	<b>231,236</b>
26101	Pembuatan diod, transistor dan alatan semikonduktor yang seumpamanya	119,761	127,805	121,453	124,849	127,593
&						
26102	Pembuatan litar elektronik bersepadu dengan pemasangan mikro					
26103	Pembuatan kapasitor dan perintang elektrik					
&						
26104	Pembuatan papan litar bercetak	84,490	92,370	85,967	87,023	89,380
&						
26105	Pembuatan komponen paparan					
26109	Pembuatan komponen lain untuk aplikasi elektronik	14,124	14,285	14,240	14,612	14,263
<b>262</b> ( <b>26201 &amp;</b> <b>26202</b> )	<b>Pembuatan komputer dan kelengkapan peranti</b>	<b>65,839</b>	<b>69,667</b>	<b>66,588</b>	<b>67,693</b>	<b>68,367</b>
<b>263/</b> <b>26300</b>	<b>Pembuatan peralatan komunikasi</b>	<b>24,324</b>	<b>26,230</b>	<b>24,324</b>	<b>25,314</b>	<b>26,196</b>
<b>264/</b> <b>26400</b>	<b>Pembuatan peralatan elektronik pengguna</b>	<b>33,782</b>	<b>35,099</b>	<b>33,826</b>	<b>35,326</b>	<b>35,695</b>
<b>265</b>	<b>Pembuatan kelengkapan mengukur, menguji, memandu arah dan kawalan; jam tangan dan jam</b>	<b>29,332</b>	<b>31,734</b>	<b>29,638</b>	<b>29,895</b>	<b>30,947</b>
26511	Pembuatan kelengkapan mengukur, menguji, memandu arah dan kawalan	22,605	24,604	22,640	22,845	23,808
&						
26512	Pembuatan kelengkapan kawalan proses perindustrian					
26520	Pembuatan jam tangan dan jam dan bahagiannya	6,727	7,131	6,998	7,049	7,139
<b>266/</b> <b>26600</b>	<b>Pembuatan peralatan penyinaran, perubatan elektro dan elektroterapeutik</b>	<b>12,927</b>	<b>13,120</b>	<b>12,827</b>	<b>12,938</b>	<b>13,139</b>



2023		2022		2023	Group Description/Period
Q4	Q1	Q2	(Jan. - Ogo.)	(Jan. - Ogo.)	
<b>86,356</b>	<b>84,597</b>	<b>86,275</b>	<b>86,089</b>	<b>87,684</b>	<b>Manufacture of non-metallic mineral products n.e.c.</b> <i>Manufacture of refractory mortars and concretes</i>
10,661	9,930	9,940	10,418	9,972	<i>Manufacture of non-refractory ceramic</i>
5,248	4,429	4,517	5,272	4,685	<i>Manufacture of other porcelain and ceramic products</i>
7,303	7,152	7,117	6,905	7,000	<i>Manufacture of hydraulic cement</i>
16,685	15,664	15,793	16,317	16,315	<i>Manufacture of ready-mix and dry-mix concrete and mortars</i>
					<i>Manufacture of precast concrete, cement or artificial stone articles for use in construction</i>
30,016	30,811	31,744	30,084	31,738	<i>Manufacture of prefabricated structural components for building or civil engineering of cement, concrete or artificial stone</i>
					<i>Manufacture of other articles of concrete, cement and plaster n.e.c.</i>
8,662	8,532	8,805	8,792	9,146	<i>Manufacture of other non-metallic mineral products n.e.c.</i>
7,782	8,081	8,360	8,301	8,828	<i>Other industry</i>
<b>54,534</b>	<b>54,032</b>	<b>54,571</b>	<b>53,646</b>	<b>55,204</b>	<b>Manufacture of basic iron and steel</b>
<b>42,642</b>	<b>43,283</b>	<b>41,983</b>	<b>42,554</b>	<b>40,837</b>	<b>Manufacture of basic precious and other non-ferrous metals</b>
<b>14,362</b>	<b>15,271</b>	<b>14,598</b>	<b>14,580</b>	<b>14,899</b>	<b>Casting of metals</b>
<b>60,158</b>	<b>60,572</b>	<b>59,198</b>	<b>58,501</b>	<b>60,012</b>	<b>Manufacture of structural metal products, tanks, reservoirs , steam generators , weapons and ammunition</b>
40,355	40,398	39,265	38,804	41,711	<i>Manufacture of metal doors, windows and their frames, shutters and gates</i> <i>Manufacture of other structural metal products</i>
11,447	11,540	11,296	11,182	10,141	<i>Manufacture of tanks, reservoirs and containers of metal</i>
8,357	8,633	8,637	8,515	8,159	<i>Other industry</i>
<b>99,084</b>	<b>101,196</b>	<b>99,035</b>	<b>97,243</b>	<b>101,819</b>	<b>Manufacture of other fabricated metal products; metal working service activities</b>
22,151	21,696	20,746	22,305	22,121	<i>Forging, pressing, stamping and roll-forming of metal; powder metallurgy</i>
12,860	13,812	13,007	12,344	11,668	<i>Treatment and coating of metals; machining</i>
7,655	7,797	7,547	7,759	8,282	<i>Manufacture of tins and cans for food products, collapsible tubes and boxes</i>
					<i>Manufacture of metal cable, plaited bands and similar articles</i>
19,365	19,498	19,500	19,007	19,803	<i>Manufacture of bolts, screws, nuts and similar threaded products</i>
3,168	3,374	3,354	3,029	3,325	<i>Manufacture of metal household articles</i>
23,427	23,789	23,520	22,186	24,327	<i>Manufacture of any other fabricated metal products n.e.c.</i>
10,458	11,228	11,362	10,614	12,294	<i>Other industry</i>
<b>234,460</b>	<b>236,008</b>	<b>242,587</b>	<b>229,495</b>	<b>239,866</b>	<b>Manufacture of electronic components and boards</b> <i>Manufacture of diodes, transistors and similar semiconductor devices</i>
127,805	127,630	130,000	127,253	130,145	<i>Manufacture of electronic integrated circuits micro assemblies</i>
					<i>Manufacture of electrical capacitors and resistors</i>
92,370	94,113	97,567	87,851	94,885	<i>Manufacture of printed circuit boards</i>
					<i>Manufacture of display components</i>
14,285	14,265	15,021	14,391	14,836	<i>Manufacture of other components for electronic applications</i>
<b>69,667</b>	<b>66,793</b>	<b>66,941</b>	<b>68,390</b>	<b>65,347</b>	<b>Manufacture of computers and peripheral equipment</b>
<b>26,230</b>	<b>25,929</b>	<b>26,504</b>	<b>25,770</b>	<b>25,823</b>	<b>Manufacture of communication equipment</b>
<b>35,099</b>	<b>34,130</b>	<b>34,337</b>	<b>37,486</b>	<b>35,963</b>	<b>Manufacture of consumer electronics</b>
<b>31,734</b>	<b>32,146</b>	<b>32,143</b>	<b>30,749</b>	<b>30,844</b>	<b>Manufacture of measuring, testing, navigating and control equipment; watches and clocks</b>
24,604	24,911	25,311	23,624	24,097	<i>Manufacture of measuring, testing, navigating and control equipment</i> <i>Manufacture of industrial process control equipment</i>
7,131	7,236	6,832	7,125	6,747	<i>Manufacture of watches and clocks and parts</i>
<b>13,120</b>	<b>13,055</b>	<b>13,114</b>	<b>13,136</b>	<b>12,457</b>	<b>Manufacture of irradiation, electromedical and electrotherapeutic equipment</b>

Jadual Table **1.5a** : Bilangan Pekerja Bergaji Sektor Pembuatan Mengikut Kumpulan  
 : Number of Paid Employees of Manufacturing Sector by Group

Kod Kumpulan Group code	Keterangan Kumpulan/Tempoh	2022								
		Jan.	Feb.	Mac	Apr.	Mei	Jun	Jul.	Ogo.	Sep.
<b>239</b>	<b>Pembuatan pengeluaran galian bukan logam t.t.t.l.</b>	<b>87,601</b>	<b>86,032</b>	<b>86,285</b>	<b>86,714</b>	<b>86,045</b>	<b>86,241</b>	<b>86,684</b>	<b>86,089</b>	<b>86,614</b>
23911 & 23921	Pembuatan mortar refraktori dan konkrit & Pembuatan seramik bukan refraktori	10,694	10,459	10,613	10,507	10,476	10,488	10,482	10,418	10,305
23930	Pembuatan produk porselin dan seramik lain	5,190	5,132	5,067	5,030	5,101	5,122	5,245	5,272	5,284
23941	Pembuatan simen hidraulik	7,687	7,697	7,659	7,888	7,915	7,902	7,918	6,905	7,036
23951	Pembuatan konkrit dan mortar siap bancuh dan bancuhan kering	16,143	15,368	15,409	16,087	15,880	15,914	15,865	16,317	16,550
23952 & 23953 & 23959	Pembuatan konkrit pratuangan, simen atau artikel batu buatan yang digunakan dalam pembinaan; & Pembuatan komponen struktur pasang siap untuk bangunan atau kejuruteraan awam dari simen, batu atau konkrit buatan & Pembuatan artikel konkrit, simen dan plaster lain t.t.t.l.	30,821	30,287	30,601	30,102	29,809	29,880	30,237	30,084	30,296
23990	Pembuatan produk mineral bukan logam lain t.t.t.l. Industri lain	8,927 & 8,139	9,021 & 8,067	8,994 & 7,941	8,949 & 8,150	8,773 & 8,090	8,779 & 8,157	8,814 & 8,123	8,792 & 8,301	8,833 & 8,310
<b>241 ( 24101 &amp; 24102 &amp; 24103 &amp; 24104 &amp; 24109 )</b>	<b>Pembuatan besi dan keluli asas</b>	<b>54,006</b>	<b>52,709</b>	<b>53,134</b>	<b>53,358</b>	<b>53,314</b>	<b>53,724</b>	<b>53,707</b>	<b>53,646</b>	<b>53,779</b>
<b>242 ( 24201 &amp; 24202 &amp; 24209 )</b>	<b>Pembuatan logam asas berharga dan logam bukan ferus lain</b>	<b>42,550</b>	<b>43,684</b>	<b>43,474</b>	<b>43,758</b>	<b>43,254</b>	<b>42,105</b>	<b>42,521</b>	<b>42,554</b>	<b>42,633</b>
<b>243</b>	<b>Pengacuan logam</b>	<b>15,364</b>	<b>15,691</b>	<b>15,641</b>	<b>14,651</b>	<b>14,485</b>	<b>14,579</b>	<b>14,664</b>	<b>14,580</b>	<b>14,642</b>
<b>251 &amp; 252</b>	<b>Pembuatan produk struktur logam, tangki, takungan, penjana wap, senjata dan peluru</b>	<b>59,751</b>	<b>59,357</b>	<b>59,909</b>	<b>59,372</b>	<b>59,608</b>	<b>58,461</b>	<b>58,305</b>	<b>58,501</b>	<b>58,655</b>
25113 & 25119	Pembuatan pintu, tingkap dan bingkai, penutup tingkap dan pintu pagar daripada logam & Pembuatan produk struktur logam lain	40,558	40,308	40,766	40,145	40,337	39,197	38,893	38,804	38,843
25120	Pembuatan tangki, takungan dan kontena daripada logam Industri lain	10,864 & 8,330	10,907 & 8,142	10,865 & 8,277	10,975 & 8,252	11,013 & 8,258	10,928 & 8,337	11,029 & 8,383	11,182 & 8,515	11,574 & 8,237
<b>259</b>	<b>Pembuatan lain-lain produk yang direka daripada logam; aktiviti perkhidmatan kerja logam</b>	<b>97,460</b>	<b>97,873</b>	<b>99,149</b>	<b>97,668</b>	<b>97,373</b>	<b>96,926</b>	<b>96,892</b>	<b>97,243</b>	<b>98,005</b>
25910	Tempaan, tekanan, hentakan dan bentuk gelekkan logam; serbuk metalurgi	22,053	22,104	21,931	21,897	22,087	22,023	21,806	22,305	22,744
25920	Rawatan dan penyalutan logam; menggunakan mesin	12,243	12,636	13,179	12,435	12,331	12,179	12,415	12,344	12,460
25991	Pembuatan tin untuk produk makanan dan minuman, tiub dan kotak boleh dilipat	7,949	7,881	7,758	7,842	7,624	7,672	7,724	7,759	7,651
25992 & 25993	Pembuatan kabel, plaited bands (jalur/pita berpintal) dan artikel seumpamanya daripada logam & Pembuatan bolt, skru, nat dan produk uliran seumpamanya	19,189	19,230	19,158	18,932	18,881	18,901	18,945	19,007	19,031
25994	Pembuatan barangan rumah daripada logam	3,174	3,202	3,315	3,213	3,258	3,188	3,008	3,029	3,027
25999	Pembuatan produk lain yang direka daripada logam t.t.t.l. Industri lain	22,348 & 10,504	22,213 & 10,607	22,990 & 10,817	22,578 & 10,771	22,538 & 10,655	22,358 & 10,606	22,278 & 10,716	22,186 & 10,614	22,397 & 10,694
<b>261</b>	<b>Pembuatan komponen dan papan elektronik</b>	<b>217,493</b>	<b>219,452</b>	<b>221,659</b>	<b>223,410</b>	<b>223,914</b>	<b>226,483</b>	<b>227,591</b>	<b>229,495</b>	<b>231,236</b>
26101 & 26102	Pembuatan diod, transistor dan alatan semikonduktor yang seumpamanya & Pembuatan litar elektronik bersepadu dengan pemasangan mikro	118,738	119,920	121,453	123,132	123,368	124,849	125,551	127,253	127,593
26103 & 26104 & 26105	Pembuatan kapasitor dan perintang elektrik & Pembuatan papan litar bercetak & Pembuatan komponen paparan	84,511	85,312	85,967	85,852	85,870	87,023	87,549	87,851	89,380
26109	Pembuatan komponen lain untuk aplikasi elektronik	14,244	14,220	14,240	14,426	14,676	14,612	14,491	14,391	14,263
<b>262 ( 26201 &amp; 26202 )</b>	<b>Pembuatan komputer dan kelengkapan peranti</b>	<b>66,148</b>	<b>66,213</b>	<b>66,588</b>	<b>66,284</b>	<b>67,298</b>	<b>67,693</b>	<b>67,694</b>	<b>68,390</b>	<b>68,367</b>
<b>263/ 26300</b>	<b>Pembuatan peralatan komunikasi</b>	<b>24,003</b>	<b>24,284</b>	<b>24,324</b>	<b>24,524</b>	<b>24,928</b>	<b>25,314</b>	<b>25,435</b>	<b>25,770</b>	<b>26,196</b>
<b>264/ 26400</b>	<b>Pembuatan peralatan elektronik pengguna</b>	<b>34,126</b>	<b>33,941</b>	<b>33,826</b>	<b>34,526</b>	<b>34,949</b>	<b>35,326</b>	<b>35,808</b>	<b>37,486</b>	<b>35,695</b>
<b>265</b>	<b>Pembuatan kelengkapan mengukur, menguji, memandu arah dan kawalan; jam tangan dan jam</b>	<b>29,553</b>	<b>29,454</b>	<b>29,638</b>	<b>29,550</b>	<b>29,537</b>	<b>29,895</b>	<b>30,282</b>	<b>30,749</b>	<b>30,947</b>
26511 & 26512	Pembuatan kelengkapan mengukur, menguji, memandu arah dan kawalan & Pembuatan kelengkapan kawalan proses perindustrian	22,822	22,666	22,640	22,651	22,611	22,845	23,211	23,624	23,808
26520	Pembuatan jam tangan dan jam dan bahagiannya	6,731	6,787	6,998	6,899	6,926	7,049	7,070	7,125	7,139
<b>266/ 26600</b>	<b>Pembuatan peralatan penyinaran, perubatan elektro dan elektroterapeutik</b>	<b>12,854</b>	<b>12,808</b>	<b>12,827</b>	<b>12,714</b>	<b>12,827</b>	<b>12,938</b>	<b>13,008</b>	<b>13,136</b>	<b>13,139</b>

2023											Group Description/Period
Okt.	Nov.	Dis.	Jan.	Feb.	Mac	Apr.	Mei	Jun	Jul.	Ogo.	
86,623	86,667	86,356	86,764	84,734	84,597	85,017	85,642	86,275	87,570	87,684	<b>Manufacture of non-metallic mineral products n.e.c.</b>
											<i>Manufacture of refractory mortars and concretes</i>
10,352	10,732	10,661	10,126	9,968	9,930	9,889	9,837	9,940	9,711	9,972	<i>Manufacture of non-refractory ceramic</i>
5,277	5,240	5,248	5,261	4,449	4,429	4,384	4,534	4,517	4,584	4,685	<i>Manufacture of other porcelain and ceramic products</i>
7,043	7,344	7,303	7,410	7,413	7,152	7,130	7,145	7,117	7,381	7,000	<i>Manufacture of hydraulic cement</i>
16,585	16,883	16,685	16,853	15,890	15,664	15,652	15,833	15,793	16,281	16,315	<i>Manufacture of ready-mix and dry-mix concrete and mortars</i>
											<i>Manufacture of precast concrete, cement or artificial stone articles for use in construction</i>
30,466	29,939	30,016	30,459	30,305	30,811	31,153	31,352	31,744	31,840	31,738	<i>Manufacture of prefabricated structural components for building or civil engineering of cement, concrete or artificial stone</i>
											<i>Manufacture of other articles of concrete, cement and plaster n.e.c.</i>
8,596	8,624	8,662	8,558	8,621	8,532	8,618	8,764	8,805	9,307	9,146	<i>Manufacture of other non-metallic mineral products n.e.c.</i>
8,305	7,905	7,782	8,097	8,088	8,081	8,189	8,177	8,360	8,466	8,828	<i>Other industry</i>
<b>54,665</b>	<b>54,524</b>	<b>54,534</b>	<b>54,998</b>	<b>53,259</b>	<b>54,032</b>	<b>54,039</b>	<b>54,449</b>	<b>54,571</b>	<b>54,393</b>	<b>55,204</b>	<b>Manufacture of basic iron and steel</b>
<b>42,565</b>	<b>42,523</b>	<b>42,642</b>	<b>42,836</b>	<b>43,852</b>	<b>43,283</b>	<b>43,049</b>	<b>42,949</b>	<b>41,983</b>	<b>42,129</b>	<b>40,837</b>	<b>Manufacture of basic precious and other non-ferrous metals</b>
<b>14,763</b>	<b>14,411</b>	<b>14,362</b>	<b>14,866</b>	<b>15,369</b>	<b>15,271</b>	<b>14,889</b>	<b>14,682</b>	<b>14,598</b>	<b>14,579</b>	<b>14,899</b>	<b>Casting of metals</b>
<b>58,569</b>	<b>58,615</b>	<b>60,158</b>	<b>59,926</b>	<b>60,142</b>	<b>60,572</b>	<b>59,650</b>	<b>60,307</b>	<b>59,198</b>	<b>59,123</b>	<b>60,012</b>	<b>Manufacture of structural metal products, tanks, reservoirs, steam generators, weapons and ammunition</b>
38,649	38,764	40,355	40,023	40,175	40,398	39,796	40,239	39,265	39,519	41,711	<i>Manufacture of metal doors, windows and their frames, shutters and gates</i>
											<i>Manufacture of other structural metal products</i>
11,564	11,534	11,447	11,429	11,507	11,540	11,227	11,368	11,296	11,205	10,141	<i>Manufacture of tanks, reservoirs and containers of metal</i>
8,356	8,318	8,357	8,474	8,460	8,633	8,626	8,700	8,637	8,400	8,159	<i>Other industry</i>
<b>97,929</b>	<b>98,098</b>	<b>99,084</b>	<b>100,149</b>	<b>101,147</b>	<b>101,196</b>	<b>99,821</b>	<b>99,997</b>	<b>99,035</b>	<b>99,938</b>	<b>101,819</b>	<b>Manufacture of other fabricated metal products; metal working service activities</b>
22,490	22,122	22,151	22,317	21,794	21,696	21,086	21,096	20,746	21,395	22,121	<i>Forging, pressing, stamping and roll-forming of metal; powder metallurgy</i>
12,682	12,519	12,860	12,990	13,420	13,812	13,194	13,133	13,007	12,885	11,668	<i>Treatment and coating of metals; machining</i>
7,595	7,693	7,655	7,925	7,926	7,797	7,461	7,478	7,547	7,631	8,282	<i>Manufacture of tins and cans for food products, collapsible tubes and boxes</i>
19,135	19,405	19,365	19,603	19,804	19,498	19,600	19,649	19,500	19,839	19,803	<i>Manufacture of metal cable, plaited bands and similar articles</i>
											<i>Manufacture of bolts, screws, nuts and similar threaded products</i>
3,023	3,178	3,168	3,224	3,222	3,374	3,420	3,399	3,354	3,352	3,325	<i>Manufacture of metal household articles</i>
22,394	22,712	23,427	23,533	24,024	23,789	23,792	23,865	23,520	23,414	24,327	<i>Manufacture of any other fabricated metal products n.e.c.</i>
10,610	10,469	10,458	10,557	10,956	11,228	11,269	11,378	11,362	11,421	12,294	<i>Other industry</i>
<b>230,820</b>	<b>232,722</b>	<b>234,460</b>	<b>232,601</b>	<b>235,331</b>	<b>236,008</b>	<b>240,519</b>	<b>242,132</b>	<b>242,587</b>	<b>236,704</b>	<b>239,866</b>	<b>Manufacture of electronic components and boards</b>
127,100	126,922	127,805	125,741	127,188	127,630	132,595	130,700	130,000	127,640	130,145	<i>Manufacture of diodes, transistors and similar semiconductor devices</i>
											<i>Manufacture of electronic integrated circuits micro assemblies</i>
											<i>Manufacture of electrical capacitors and resistors</i>
89,568	91,413	92,370	92,577	93,866	94,113	93,703	96,536	97,567	94,153	94,885	<i>Manufacture of printed circuit boards</i>
											<i>Manufacture of display components</i>
14,152	14,388	14,285	14,283	14,277	14,265	14,221	14,897	15,021	14,911	14,836	<i>Manufacture of other components for electronic applications</i>
<b>67,995</b>	<b>70,189</b>	<b>69,667</b>	<b>66,447</b>	<b>66,566</b>	<b>66,793</b>	<b>66,430</b>	<b>67,101</b>	<b>66,941</b>	<b>66,536</b>	<b>65,347</b>	<b>Manufacture of computers and peripheral equipment</b>
<b>26,094</b>	<b>26,072</b>	<b>26,230</b>	<b>26,067</b>	<b>25,910</b>	<b>25,929</b>	<b>26,167</b>	<b>26,399</b>	<b>26,504</b>	<b>24,800</b>	<b>25,823</b>	<b>Manufacture of communication equipment</b>
<b>35,631</b>	<b>35,379</b>	<b>35,099</b>	<b>34,397</b>	<b>34,161</b>	<b>34,130</b>	<b>33,564</b>	<b>34,215</b>	<b>34,337</b>	<b>33,943</b>	<b>35,963</b>	<b>Manufacture of consumer electronics</b>
<b>31,136</b>	<b>31,633</b>	<b>31,734</b>	<b>31,749</b>	<b>32,153</b>	<b>32,146</b>	<b>32,093</b>	<b>32,335</b>	<b>32,143</b>	<b>31,626</b>	<b>30,844</b>	<b>Manufacture of measuring, testing, navigating and control equipment; watches and clocks</b>
24,010	24,534	24,604	24,687	25,020	24,911	24,945	25,343	25,311	24,810	24,097	<i>Manufacture of measuring, testing, navigating and control equipment</i>
7,126	7,099	7,131	7,062	7,133	7,236	7,148	6,991	6,832	6,816	6,747	<i>Manufacture of industrial process control equipment</i>
											<i>Manufacture of watches and clocks and parts</i>
<b>13,185</b>	<b>13,176</b>	<b>13,120</b>	<b>13,142</b>	<b>13,004</b>	<b>13,055</b>	<b>12,999</b>	<b>13,097</b>	<b>13,114</b>	<b>11,988</b>	<b>12,457</b>	<b>Manufacture of irradiation, electromedical and electrotherapeutic equipment</b>

Jadual  
Table **1.5a** : Bilangan Pekerja Bergaji Sektor Pembuatan Mengikut Kumpulan  
: Number of Paid Employees of Manufacturing Sector by Group

Kod Kumpulan Group code	Keterangan Kumpulan/Tempoh	2021	2022	2022		
				Q1	Q2	Q3
267 ( 26701 & 26702 ) & 268 (26800)	Pembuatan peralatan optikal, kelengkapan fotografi, media magnetik dan optikal	5,900	5,818	5,643	5,936	5,999
271	Pembuatan motor elektrik, penjana, transformer dan perkakasan pengagihan dan pengawalan elektrik	43,287	44,502	43,237	42,382	44,414
	27101 Pembuatan motor elektrik, penjana dan transformer	19,041	18,608	19,128	18,606	18,852
	27102 Pembuatan perkakasan pengagihan dan pengawalan elektrik	24,245	25,894	24,109	23,776	25,562
272/ 27200	Pembuatan bateri dan akumulator	8,019	8,687	8,489	8,318	8,849
273	Pembuatan pendawaian dan peranti pendawaian	24,181	24,074	23,924	24,331	24,275
	27310 Pembuatan kabel gentian optikal	887	926	937	966	1,026
	27320 Pembuatan wayar dan kabel elektronik dan elektrik lain	21,561	21,825	21,213	21,614	21,499
	27330 Pembuatan alatan pendawaian pembawa dan bukan pembawa arus untuk litar elektrik (tanpa mengira jenis bahan)	1,733	1,323	1,774	1,751	1,750
274/ 27400	Pembuatan kelengkapan pencahayaan elektrik	3,692	3,656	3,642	3,790	4,043
275/ 27500	Pembuatan perkakasan domestik	15,318	14,844	15,787	15,552	14,968
279/ 27900	Pembuatan kelengkapan elektrik lain	7,583	7,818	7,727	7,812	7,686
281 & 282	Pembuatan jentera kegunaan umum dan kegunaan khas	92,969	96,289	93,591	96,289	95,616
	28120 Pembuatan alat-alat kuasa bendalir &					
	28130 Pembuatan pam, pemampat, kepala paip dan injap lain	7,625	7,548	7,756	7,565	7,475
	28180 Pembuatan alatan tangan yang menggunakan kuasa dilengkapkan dengan motor elektrik atau bukan motor elektrik atau pneumatik &	22,560	22,093	22,721	22,846	22,359
	28220 Pembuatan jentera pembentukan logam dan alatan mesin					
	28192 Pembuatan mesin penyaman udara, termasuk untuk kenderaan bermotor	8,760	10,104	9,434	9,295	9,670
	28290 Pembuatan lain-lain mesin bertujuan khas t.t.t.l. Industri lain	9,574 44,450	9,303 47,242	9,900 43,781	9,860 46,723	9,283 46,829
291 ( 29101 & 29102 )	Pembuatan kenderaan bermotor	24,246	25,340	24,441	24,590	25,233
292/ 29200	Pembuatan kerangka ( <i>coachwork</i> ) untuk kenderaan bermotor; pembuatan treler dan semi treler	6,504	7,336	6,672	6,905	7,078
293/ 29300	Pembuatan alat ganti dan aksesori untuk kenderaan bermotor	53,048	54,158	53,903	54,279	54,005
301 ( 30110 & 30120 )	Pembinaan kapal dan bot	12,847	13,936	13,252	13,269	13,692
302, 303, 304 & 309	Pembuatan lokomotif keretapi, <i>rolling stock</i> , kapal angkasa dan udara, jentera berkaitan, kenderaan tempur ketenteraan, dan kelengkapan pengangkutan t.t.t.l.	28,749	29,491	30,075	29,704	30,033
	30910 Pembuatan motosikal	11,399	11,782	11,960	11,574	11,822
	30920 Pembuatan basikal dan <i>invalid carriages</i> Industri lain	3,222 14,129	3,464 14,244	3,428 14,688	3,554 14,577	3,567 14,644
310	Pembuatan perabot	76,839	77,294	78,959	79,824	78,998
	31001 Pembuatan perabot kayu dan rotan Industri lain	58,845 17,994	59,201 18,092	60,777 18,182	61,735 18,088	60,915 18,083
321 ( 32110 & 32120 )	Pembuatan barang kemas, <i>bijouterie</i> dan artikel berkaitan	5,401	5,577	5,335	5,278	5,375
322, 325 & 329	Pembuatan instrumen muzik, peralatan dan bekalan perubatan dan pergigian dan pembuatan lain t.t.t.l.	26,303	27,237	26,627	26,857	27,241
	32901 Pembuatan alat tulis Industri lain	6,332 19,972	6,191 21,046	6,137 20,490	6,149 20,708	6,281 20,960
323/ 32300	Pembuatan barangan sukan	2,667	2,723	2,614	2,605	2,639
324/ 32400	Pembuatan permainan dan mainan	4,851	5,251	4,936	5,039	5,439
331 & 332	Pembaikan pemasangan produk logam, jentera, kelengkapan dan pemasangan jentera perindustrian dan kelengkapan	41,456	42,314	42,865	43,016	41,867
	33150 Pembaikan dan penyelenggaraan kelengkapan pengangkutan kecuali motosikal dan basikal Industri lain	6,594 34,861	6,891 35,423	6,667 36,198	6,739 36,276	6,625 35,242
<b>Jumlah Pembuatan</b>		<b>2,259,619</b>	<b>2,335,435</b>	<b>2,287,325</b>	<b>2,297,905</b>	<b>2,316,961</b>

2023		2022		2023	Group Description/Period
Q4	Q1	Q2	(Jan. - Ogo.)	(Jan. - Ogo.)	
5,818	5,980	5,853	6,021	6,165	<b>Manufacture of optical instruments, photographic equipment, magnetic and optical media</b>
44,502	44,617	43,394	44,102	44,811	<b>Manufacture of electric motors, generators, transformers and electricity distribution and control apparatus</b>
18,608	18,928	18,215	18,619	18,952	Manufacture of electric motors, generators and transformers
25,894	25,689	25,179	25,483	25,859	Manufacture of electricity distribution and control apparatus
8,687	8,624	8,589	8,389	8,674	<b>Manufacture of batteries and accumulators</b>
24,074	24,299	23,545	24,548	23,815	<b>Manufacture of wiring and wiring devices</b>
926	949	975	1,016	955	Manufacture of fibre optic cables
21,825	21,892	21,073	21,781	21,334	Manufacture of other electronic and electric wires and cables
1,323	1,459	1,496	1,750	1,526	Manufacture of current -carrying and non current-carrying wiring devices for electrical circuits regardless of material
3,656	3,624	3,555	3,942	3,858	<b>Manufacture of electric lighting equipment</b>
14,844	15,597	15,738	15,415	15,692	<b>Manufacture of domestic appliances</b>
7,818	7,873	7,726	7,938	7,964	<b>Manufacture of other electrical equipment</b>
96,289	97,105	98,507	95,818	96,046	<b>Manufacture of general-purpose and special-purpose machinery</b>
7,548	7,916	7,978	7,542	7,373	Manufacture of fluid power equipment
22,093	22,879	23,370	22,395	22,665	Manufacture of other pumps, compressors, taps and valves
10,104	10,320	9,918	9,593	8,938	Manufacture of power-driven hand tools with self-contained electric or non-electric motor or pneumatic drives
9,303	9,516	9,741	9,696	8,673	Manufacture of metal-forming machinery and machine tools
47,242	46,473	47,499	46,591	48,397	Manufacture of air-conditioning machines, including for motor vehicles
25,340	24,538	24,742	25,180	25,689	Manufacture of other special-purpose machinery n.e.c.
7,336	7,572	7,608	6,937	8,581	Other industry
54,158	54,927	54,735	53,973	53,205	<b>Manufacture of motor vehicles</b>
13,936	14,201	14,379	13,669	14,826	<b>Manufacture of bodies (coachwork) for motor vehicles; manufacture of trailers and semi-trailers</b>
29,491	30,053	29,372	29,736	28,994	<b>Manufacture of parts and accessories for motor vehicles</b>
11,782	12,510	11,955	11,539	12,489	<b>Building of ships and boats</b>
3,464	3,241	3,048	3,500	1,969	<b>Manufacture of railway locomotives, rolling stock, air and spacecraft, related machinery, military fighting vehicles and transport equipment n.e.c</b>
14,244	14,302	14,368	14,696	14,536	Manufacture of motorcycles
77,294	79,337	80,585	78,497	80,892	Manufacture of bicycles and invalid carriages
59,201	60,595	61,797	60,650	62,751	Other industry
18,092	18,742	18,787	17,846	18,141	<b>Manufacture of furniture</b>
5,577	6,107	5,818	5,328	5,485	Manufacture of wooden and cane furniture
27,237	27,190	27,092	27,293	28,404	Other industry
6,191	6,062	5,971	6,272	6,239	<b>Manufacture of jewellery, bijouterie and related articles</b>
21,046	21,129	21,121	21,020	22,165	<b>Manufacture of musical instruments, medical and dental instruments and supplies and other manufacturing n.e.c.</b>
2,723	2,585	2,583	2,637	2,172	Manufacture of stationery
5,251	5,052	4,999	5,337	5,005	Other industry
42,314	43,583	43,593	42,276	44,084	<b>Manufacture of sports goods</b>
6,891	7,280	7,339	6,601	7,395	<b>Manufacture of games and toys</b>
35,423	36,302	36,254	35,675	36,689	<b>Repair of fabricated metal products, machinery and equipment and installation of industrial machinery and equipment</b>
2,335,435	2,351,269	2,345,574	2,309,353	2,355,111	Repair and maintenance of transport equipment except motorcycles and bicycles
					Other industry
					<b>Total Manufacturing</b>

Jadual Table **1.5a** : Bilangan Pekerja Bergaji Sektor Pembuatan Mengikut Kumpulan  
: Number of Paid Employees of Manufacturing Sector by Group

Kod Kumpulan Group code	Keterangan Kumpulan/Tempoh	2022								
		Jan.	Feb.	Mac	Apr.	Mei	Jun	Jul.	Ogo.	Sep.
267 ( 26701 & 26702 ) & 268 (26800)	Pembuatan peralatan optikal, kelengkapan fotografi, media magnetik dan optikal	5,601	5,674	5,643	5,859	5,822	5,936	5,857	6,021	5,999
271	Pembuatan motor elektrik, penjana, transformer dan perkakasan pengagihan dan pengawalan elektrik	43,546	43,361	43,237	42,301	42,223	42,382	43,008	44,102	44,414
27101	Pembuatan motor elektrik, penjana dan transformer	19,281	19,161	19,128	18,574	18,675	18,606	18,555	18,619	18,852
27102	Pembuatan perkakasan pengagihan dan pengawalan elektrik	24,265	24,200	24,109	23,727	23,549	23,776	24,453	25,483	25,562
272/ 27200	Pembuatan bateri dan akumulator	8,030	8,513	8,489	8,388	8,110	8,318	8,198	8,389	8,849
273	Pembuatan pendawaian dan peranti pendawaian	24,094	23,788	23,924	24,027	24,295	24,331	23,984	24,548	24,275
27310	Pembuatan kabel gantian optikal	884	884	937	946	962	966	999	1,016	1,026
27320	Pembuatan wayar dan kabel elektronik dan elektrik lain	21,457	21,151	21,213	21,312	21,591	21,614	21,238	21,781	21,499
27330	Pembuatan alatan pendawaian pembawa dan bukan pembawa arus untuk litar elektrik (tanpa mengira jenis bahan)	1,753	1,753	1,774	1,770	1,742	1,751	1,746	1,750	1,750
274/ 27400	Pembuatan kelengkapan pencahayaan elektrik	3,705	3,698	3,642	3,652	3,669	3,790	3,953	3,942	4,043
275/ 27500	Pembuatan perkakasan domestik	15,393	15,300	15,787	15,574	15,530	15,552	15,266	15,415	14,968
279/ 27900	Pembuatan kelengkapan elektrik lain	7,631	7,593	7,727	7,697	7,731	7,812	7,847	7,938	7,686
281 & 282	Pembuatan jentera kegunaan umum dan kegunaan khas	93,820	95,057	93,591	94,805	94,870	96,289	95,670	95,818	95,616
28120 & 28130	Pembuatan alat-alat kuasa bendalir Pembuatan pam, pemampat, kepala paip dan injap lain	7,649	7,703	7,756	7,678	7,602	7,565	7,582	7,542	7,475
28180 & 28220	Pembuatan alatan tangan yang menggunakan kuasa dilengkapkan dengan motor elektrik atau bukan motor elektrik atau pneumatik Pembuatan jentera pembentukan logam dan alatan mesin	22,670	23,030	22,721	22,797	22,805	22,846	22,405	22,395	22,359
28192	Pembuatan mesin penyaman udara, termasuk untuk kenderaan bermotor	9,300	9,415	9,434	9,334	9,328	9,295	9,487	9,593	9,670
28290	Pembuatan lain-lain mesin bertujuan khas t.t.t.l. Industri lain	9,728	9,855	9,900	9,955	9,888	9,860	9,850	9,696	9,283
28120 & 28130	Pembuatan alat-alat kuasa bendalir Pembuatan pam, pemampat, kepala paip dan injap lain	44,473	45,054	43,781	45,041	45,247	46,723	46,346	46,591	46,829
291 ( 29101 & 29102 )	Pembuatan kenderaan bermotor	24,294	24,524	24,441	24,098	23,870	24,590	25,068	25,180	25,233
292/ 29200	Pembuatan kerangka (coachwork) untuk kenderaan bermotor; pembuatan treler dan semi treler	6,514	6,757	6,672	6,814	6,796	6,905	6,862	6,937	7,078
293/ 29300	Pembuatan alat ganti dan aksesori untuk kenderaan bermotor	53,581	53,814	53,903	54,112	54,234	54,279	54,106	53,973	54,005
301 ( 30110 & 30120 )	Pembinaan kapal dan bot	13,103	13,066	13,252	13,056	13,129	13,269	13,607	13,669	13,692
302, 303, 304 & 309	Pembuatan lokomotif keretapi, rolling stock, kapal angkasa dan udara, jentera berkaitan, kenderaan tempur ketenteraan, dan kelengkapan pengangkutan t.t.t.l.	29,738	29,978	30,075	29,858	29,733	29,704	29,633	29,736	30,033
30910	Pembuatan motosikal	11,680	11,785	11,960	11,684	11,512	11,574	11,425	11,539	11,822
30920	Pembuatan basikal dan invalid carriages Industri lain	3,442	3,431	3,428	3,458	3,515	3,554	3,562	3,500	3,567
30910 & 30920	Pembuatan motosikal Pembuatan basikal dan invalid carriages Industri lain	14,616	14,763	14,688	14,716	14,705	14,577	14,647	14,696	14,644
310	Pembuatan perabot	78,359	78,533	78,959	80,154	79,616	79,824	78,338	78,497	78,998
31001	Pembuatan perabot kayu dan rotan Industri lain	60,314	60,211	60,777	61,922	61,540	61,735	60,345	60,650	60,915
31001	Pembuatan perabot kayu dan rotan Industri lain	18,045	18,322	18,182	18,232	18,076	18,088	17,993	17,846	18,083
321 ( 32110 & 32120 )	Pembuatan barang kemas, bijouterie dan artikel berkaitan	5,507	5,602	5,335	5,409	5,403	5,278	5,351	5,328	5,375
322, 325 & 329	Pembuatan instrumen muzik, peralatan dan bekalan perubatan dan pergigian dan pembuatan lain t.t.t.l.	26,385	26,487	26,627	26,676	26,786	26,857	27,270	27,293	27,241
32901	Pembuatan alat tulis Industri lain	6,288	6,308	6,137	6,181	6,199	6,149	6,263	6,272	6,281
32901	Pembuatan alat tulis Industri lain	20,097	20,180	20,490	20,496	20,587	20,708	21,006	21,020	20,960
323/ 32300	Pembuatan barangan sukan	2,692	2,606	2,614	2,625	2,640	2,605	2,615	2,637	2,639
324/ 32400	Pembuatan permainan dan mainan	4,853	5,006	4,936	4,833	4,925	5,039	5,317	5,337	5,439
331 & 332	Pembaikan pemasangan produk logam, jentera, kelengkapan dan pemasangan jentera perindustrian dan kelengkapan	42,529	42,470	42,865	43,097	43,347	43,016	42,826	42,276	41,867
33150	Pembaikan dan penyelenggaraan kelengkapan pengangkutan kecuali motosikal dan basikal Industri lain	6,754	6,628	6,667	6,724	6,709	6,739	6,640	6,601	6,625
33150	Pembaikan dan penyelenggaraan kelengkapan pengangkutan kecuali motosikal dan basikal Industri lain	35,775	35,842	36,198	36,373	36,638	36,276	36,187	35,675	35,242
<b>Jumlah Pembuatan</b>		<b>2,274,146</b>	<b>2,275,927</b>	<b>2,287,325</b>	<b>2,291,470</b>	<b>2,296,686</b>	<b>2,297,905</b>	<b>2,300,906</b>	<b>2,309,353</b>	<b>2,316,961</b>

2023											Group Description/Period
Okt.	Nov.	Dis.	Jan.	Feb.	Mac	Apr.	Mei	Jun	Jul.	Ogo.	
5,997	5,740	5,818	6,019	5,956	5,980	5,891	5,916	5,853	5,800	6,165	<b>Manufacture of optical instruments, photographic equipment, magnetic and optical media</b>
44,512	44,336	44,502	44,702	44,495	44,617	43,615	43,288	43,394	44,057	44,811	<b>Manufacture of electric motors, generators, transformers and electricity distribution and control</b>
18,783	18,521	18,608	19,030	18,915	18,928	18,370	18,325	18,215	18,430	18,952	<i>Manufacture of electric motors, generators and</i>
25,728	25,815	25,894	25,672	25,580	25,689	25,245	24,962	25,179	25,627	25,859	<i>Manufacture of electricity distribution and control</i>
8,955	8,635	8,687	8,689	8,630	8,624	8,538	8,587	8,589	8,534	8,674	<b>Manufacture of batteries and accumulators</b>
24,337	24,749	24,074	23,949	24,428	24,299	24,434	23,557	23,545	23,357	23,815	<b>Manufacture of wiring and wiring devices</b>
1,022	929	926	936	941	949	961	974	975	960	955	<i>Manufacture of fibre optic cables</i>
21,583	22,072	21,825	21,586	22,060	21,892	21,973	21,087	21,073	20,962	21,334	<i>Manufacture of other electronic and electric wires and</i>
1,732	1,748	1,323	1,427	1,427	1,459	1,501	1,496	1,496	1,435	1,526	<i>Manufacture of current -carrying and non current-carrying wiring devices for electrical circuits regardless of material</i>
4,012	3,632	3,656	3,601	3,521	3,624	3,528	3,501	3,555	3,684	3,858	<b>Manufacture of electric lighting equipment</b>
15,273	14,704	14,844	14,901	14,932	15,597	15,371	15,888	15,738	15,447	15,692	<b>Manufacture of domestic appliances</b>
7,725	7,819	7,818	7,905	7,882	7,873	7,782	7,741	7,726	7,800	7,964	<b>Manufacture of other electrical equipment</b>
96,128	96,173	96,289	96,996	98,086	97,105	97,395	96,815	98,507	96,005	96,046	<b>Manufacture of general-purpose and special-purpose machinery</b>
7,522	7,568	7,548	7,902	7,976	7,916	7,874	7,856	7,978	7,893	7,373	<i>Manufacture of fluid power equipment</i>
22,294	22,175	22,093	22,213	22,593	22,879	22,934	22,787	23,370	22,959	22,665	<i>Manufacture of other pumps, compressors, taps and valves</i>
9,688	9,905	10,104	10,379	10,517	10,320	10,248	9,980	9,918	8,977	8,938	<i>Manufacture of power-driven hand tools with self-contained electric or non-electric motor or pneumatic drives</i>
9,326	9,213	9,303	9,397	9,530	9,516	9,637	9,689	9,741	9,791	8,673	<i>Manufacture of metal-forming machinery and machine tools</i>
47,297	47,312	47,242	47,104	47,471	46,473	46,702	46,503	47,499	46,385	48,397	<i>Manufacture of air-conditioning machines, including for motor vehicles</i>
25,217	25,233	25,340	25,254	24,684	24,538	24,501	24,840	24,742	25,324	25,689	<b>Manufacture of motor vehicles</b>
7,084	6,998	7,336	7,361	7,676	7,572	7,590	7,595	7,608	7,726	8,581	<i>Manufacture of other special-purpose machinery n.e.c.</i>
54,085	54,084	54,158	54,385	54,728	54,927	54,833	55,002	54,735	54,809	53,205	<i>Other industry</i>
14,008	14,044	13,936	14,356	14,389	14,201	14,031	14,262	14,379	14,709	14,826	<b>Manufacture of motor vehicles</b>
29,678	29,559	29,491	29,937	29,923	30,053	29,681	29,565	29,372	29,691	28,994	<b>Manufacture of bodies (coachwork) for motor vehicles; manufacture of trailers and semi-trailers</b>
11,757	11,782	11,782	12,113	12,233	12,510	12,163	11,853	11,955	12,748	12,489	<b>Manufacture of parts and accessories for motor vehicles</b>
3,562	3,532	3,464	3,349	3,280	3,241	3,227	3,146	3,048	2,633	1,969	<i>Manufacture of ships and boats</i>
14,359	14,245	14,244	14,475	14,411	14,302	14,290	14,566	14,368	14,309	14,536	<b>Building of ships and boats</b>
78,762	77,544	77,294	79,024	79,053	79,337	80,462	80,682	80,585	80,271	80,892	<b>Manufacture of railway locomotives, rolling stock, air and spacecraft, related machinery, military fighting vehicles and transport equipment n.e.c</b>
60,637	59,865	59,201	60,332	60,239	60,595	61,799	61,915	61,797	61,612	62,751	<i>Manufacture of motorcycles</i>
18,124	17,680	18,092	18,692	18,815	18,742	18,664	18,767	18,787	18,659	18,141	<i>Manufacture of bicycles and invalid carriages</i>
5,434	5,569	5,577	5,981	6,112	6,107	6,014	6,041	5,818	5,567	5,485	<i>Other industry</i>
27,119	27,119	27,237	27,159	27,107	27,190	26,890	27,073	27,092	28,373	28,404	<b>Manufacture of jewellery, bijouterie and related articles</b>
6,272	6,134	6,191	6,215	6,079	6,062	6,057	6,077	5,971	6,038	6,239	<b>Manufacture of musical instruments, medical and dental instruments and supplies and other manufacturing n.e.c.</b>
20,847	20,985	21,046	20,944	21,028	21,129	20,833	20,996	21,121	22,335	22,165	<i>Manufacture of stationery</i>
2,683	2,649	2,723	2,646	2,547	2,585	2,576	2,580	2,583	2,581	2,172	<i>Other industry</i>
5,432	5,371	5,251	5,130	5,127	5,052	5,024	5,044	4,999	4,549	5,005	<b>Manufacture of sports goods</b>
42,353	42,172	42,314	43,460	43,478	43,583	43,684	44,026	43,593	44,126	44,084	<b>Manufacture of games and toys</b>
6,625	6,730	6,891	7,422	7,409	7,280	7,434	7,286	7,339	7,271	7,395	<b>Repair of fabricated metal products, machinery and equipment and installation of industrial machinery and equipment</b>
35,728	35,441	35,423	36,037	36,069	36,302	36,251	36,740	36,254	36,855	36,689	<i>Repair and maintenance of transport equipment except motorcycles and bicycles</i>
2,321,179	2,328,070	2,335,435	2,341,951	2,349,967	2,351,269	2,349,159	2,355,748	2,345,574	2,340,123	2,355,111	<b>Total Manufacturing</b>



Jadual **1.5b** : Bilangan Pekerja Bergaji Sektor Pembuatan Mengikut Kumpulan: Perubahan Peratusan Tahunan  
 Table : Number of Paid Employees of Manufacturing Sector by Group: Annual Percentage Change

Kod Kumpulan Group code	Keterangan Kumpulan/Tempoh	2021		2022				2023		2022	2023	2022		
		2021	2022	Q1	Q2	Q3	Q4	Q1	Q2	(Jan. - Ogo.)	(Jan. - Ogo.)	Jan.	Feb.	Mac
101	Pemprosesan dan pengawetan daging	1.1	4.9	-0.02	0.4	-0.1	4.9	6.3	9.5	0.3	9.1	1.3	1.4	0.0
102	Pemprosesan dan pengawetan ikan, krustasea dan moluska	2.2	5.3	-2.3	3.2	3.9	5.3	9.1	6.0	4.8	3.8	-0.3	-2.2	-2.3
	10201 Pengetinan ikan, krustasea dan moluska &													
	10202 Pemprosesan dan pengawetan ikan, krustasea dan moluska	-0.6	6.4	-3.5	0.9	3.0	6.4	9.5	6.3	3.3	3.4	-1.0	-3.2	-3.5
	Industri lain	19.5	-0.4	4.2	17.0	9.2	-0.4	6.7	4.6	13.4	6.2	3.3	3.3	4.2
103	Pemprosesan dan pengawetan buah-buahan dan sayur - sayuran	-9.1	-2.1	-9.1	-9.3	-2.1	-2.1	2.2	6.0	-3.8	1.8	-8.4	-8.1	-9.1
	10303 Pengetinan nanas &													
	10304 Pembuatan jem, marmalad dan sajian jeli	-50.6	12.4	-57.0	-52.1	-2.9	12.4	17.0	5.4	-4.9	7.8	-54.2	-54.2	-57.0
	Industri lain	-4.5	-3.0	-3.8	-4.6	-2.1	-3.0	1.5	6.1	-3.7	1.5	-3.4	-3.0	-3.8
104	Pembuatan minyak dan lemak daripada sayuran dan haiwan	2.9	6.0	3.2	3.1	3.6	6.0	6.9	7.0	3.7	7.5	2.7	3.3	3.2
	10404 Pembuatan minyak sayuran mentah dan bertapis &													
	10406 Pembuatan sebatian lemak masakan	5.5	5.7	1.8	4.6	5.0	5.7	9.9	8.3	4.6	15.4	5.1	5.4	1.8
	10405 Pembuatan minyak kelapa	2.9	4.9	3.5	6.8	7.5	4.9	3.5	1.3	7.0	2.3	3.2	3.0	3.5
	Industri lain	2.7	6.0	3.3	2.8	3.4	6.0	6.9	7.2	3.5	7.3	2.5	3.2	3.3
105	Pembuatan produk tenusu	1.8	1.1	-5.2	-4.0	-4.9	1.1	2.5	-0.1	-5.1	2.9	-4.0	-5.0	-5.2
	10502 Pembuatan susu pekat, tepung dan sejat	3.1	-1.1	-5.9	-5.4	-7.0	-1.1	1.3	-0.9	-7.2	2.5	-5.0	-5.8	-5.9
	Industri lain	-1.7	7.3	-3.4	-0.2	0.8	7.3	5.9	2.0	1.1	4.0	-0.8	-2.8	-3.4
106	Pembuatan produk bijian, kanji dan produk berkanji	5.1	3.6	3.2	2.5	1.8	3.6	4.3	4.3	2.1	1.7	2.6	3.3	3.2
	10611 Pengilangan beras	4.5	9.5	2.3	2.7	1.6	9.5	8.5	6.8	1.5	1.1	0.4	2.1	2.3
	10613 Pengilangan tepung	5.6	0.7	5.0	2.8	2.1	0.7	2.8	4.1	2.9	3.9	6.1	5.6	5.0
	Industri lain	5.2	-9.5	-0.9	-0.1	1.8	-9.5	-9.4	-7.6	1.0	-6.0	-2.0	-1.1	-0.9
107	Pembuatan produk makanan lain	6.4	5.6	4.8	4.0	4.7	5.6	4.6	5.7	4.6	8.4	4.5	4.1	4.8
	10711 Pembuatan biskut dan cookies	18.4	1.0	20.4	21.2	21.9	1.0	2.1	0.6	23.4	0.6	19.3	20.0	20.4
	10712 Pembuatan roti, kek dan produk bakeri lain	7.5	3.5	2.1	-2.3	-1.6	3.5	8.7	9.6	-1.5	10.4	6.7	2.7	2.1
	10713 Pembuatan produk snek	-3.8	5.0	-5.1	-3.1	1.2	5.0	5.3	4.9	-2.4	6.6	-6.4	-5.9	-5.1
	10721 Pembuatan gula	-3.2	-1.2	-2.7	-3.5	-3.8	-1.2	-0.5	2.7	-3.2	6.0	-2.9	-2.6	-2.7
	10731 Pembuatan produk koko	-5.1	-0.5	-3.8	-1.9	1.8	-0.5	-2.2	1.1	1.1	-1.4	-4.5	-3.5	-3.8
	10732 Pembuatan coklat dan produk coklat &													
	10733 Pembuatan konfeksi gula	-8.0	-2.1	-8.5	-5.5	-2.1	-2.1	-0.1	-1.7	-2.8	3.2	-10.6	-10.0	-8.5
	10793 Pembuatan sos dan bahan perasa	18.4	15.5	13.5	17.5	14.6	15.5	10.0	8.8	16.6	15.3	6.8	11.1	13.5
	10799 Pembuatan produk makanan lain t.t.t.l.	7.6	10.7	14.5	8.1	9.9	10.7	-7.4	4.0	9.8	15.4	7.8	7.9	14.5
	Industri lain	5.4	7.3	2.1	3.1	2.5	7.3	7.9	6.7	2.4	7.0	3.3	3.4	2.1
108/10800	Pembuatan makanan haiwan tersedia	-16.9	4.6	-16.4	-12.6	-2.5	4.6	5.3	-1.8	-2.3	-6.3	-15.4	-16.1	-16.4
110	Pembuatan minuman ringan	1.7	2.6	1.2	3.9	0.7	2.6	2.9	3.8	0.8	2.5	0.8	1.3	1.2
	11041 Pembuatan minuman ringan	0.0	3.1	2.3	3.6	4.0	3.1	1.7	2.7	4.3	0.6	0.3	2.2	2.3
	11042 Pengeluaran air mineral semulajadi dan minuman lain yang dibotolkan	-3.6	-1.8	-5.4	0.5	-4.2	-1.8	4.9	4.8	-4.3	5.3	-4.2	-6.6	-5.4
	Industri lain	34.0	10.6	11.4	15.1	-6.4	10.6	5.2	8.2	-6.7	8.0	17.9	16.8	11.4
120/12000	Pembuatan produk tembakau	3.3	2.8	0.1	1.7	0.2	2.8	2.4	7.1	4.5	5.2	3.6	0.2	0.1
131	Pemintalan, penenunan dan penyiapan tekstil	-0.4	-1.8	-1.8	-1.9	-0.7	-1.8	0.5	2.8	-2.0	3.7	-0.9	-2.1	-1.8
	13110 Penyediaan dan pemintalan gentian tekstil &													
	13120 Penenunan tekstil	-5.8	-3.6	-7.5	-8.7	-5.6	-3.6	1.2	4.2	-6.1	6.9	-6.9	-7.4	-7.5
	13132 Pewarnaan, pelunturan, percetakan dan penyiapan akhir benang dan fabrik	26.6	3.2	22.8	22.1	15.3	3.2	-1.6	-0.8	15.2	-4.2	27.6	22.0	22.8
	Industri lain	-37.5	-5.0	-30.2	-16.7	-16.3	-5.0	3.7	6.9	-29.6	7.8	-32.4	-29.9	-30.2
139	Pembuatan tekstil lain	8.2	2.5	3.2	6.3	4.9	2.5	3.2	2.4	5.8	2.9	3.4	3.9	3.2
	13910 Pembuatan fabrik dikait dan dikrusye	10.9	-1.9	8.4	6.6	4.2	-1.9	-4.8	-5.1	6.3	-4.9	8.3	8.5	8.4
	Industri lain	6.5	5.6	-0.2	6.0	5.4	5.6	8.8	7.4	5.5	8.1	0.3	0.9	-0.2
141	Pembuatan pakaian, kecuali pakaian berbulu	1.9	2.6	2.8	6.4	5.8	2.6	1.8	3.1	4.2	2.1	2.3	2.7	2.8
	14102 Pembuatan pakaian	3.2	2.9	3.1	5.6	4.8	2.9	3.2	2.8	2.8	1.6	2.5	2.9	3.1
	Industri lain	-1.3	1.9	2.1	8.6	8.7	1.9	-1.9	4.0	8.0	3.7	1.8	2.2	2.1
142 & 143	Pembuatan artikel daripada kulit bulu dan pakaian yang dikait dan dikrusye	-19.1	2.6	-12.1	-10.6	4.9	2.6	6.7	5.4	4.5	10.3	-13.2	-14.7	-12.1
151 (15110 & 15120)	Penyamakan dan pembersihan kulit, pembuatan bagasi, beg tangan, pelana dan abah-abah pembersihan dan pewarnaan bulu	7.7	-4.4	5.8	2.6	-1.5	-4.4	-0.3	0.8	1.1	-0.1	7.1	6.1	5.8
152	Pembuatan kasut	0.3	8.8	0.9	8.3	9.3	8.8	9.9	7.6	10.3	5.5	1.1	2.2	0.9
	15201 Pembuatan kasut kulit &													
	15203 Pembuatan kasut getah	-2.0	10.3	0.4	9.2	13.0	10.3	7.4	1.4	11.3	0.4	0.8	1.2	0.4
	Industri lain	3.2	6.9	1.4	7.1	5.1	6.9	13.0	15.2	9.1	11.9	1.6	3.5	1.4
161/16100	Pengilangan dan pengetaman kayu	4.2	-1.9	3.6	10.4	0.6	-1.9	-1.7	-2.4	2.2	-2.5	4.4	3.8	3.6



2023																	Group Description/Period
Apr.	Mei	Jun	Jul.	Ogo.	Sep.	Okt.	Nov.	Dis.	Jan.	Feb.	Mac	Apr.	Mei	Jun	Jul.	Ogo.	
-0.1	0.4	0.4	-0.8	0.3	-0.1	2.7	4.0	4.9	4.2	4.6	6.3	10.0	9.6	9.5	9.2	9.1	<b>Processing and preserving of meat</b>
-0.1	0.8	3.2	3.9	4.8	3.9	4.9	5.8	5.3	4.5	9.1	9.1	7.4	7.9	6.0	5.7	3.8	<b>Processing and preserving of fish, crustaceans and molluscs</b>
-1.0	-0.4	0.9	2.3	3.3	3.0	4.4	6.3	6.4	4.9	9.7	9.5	7.3	8.1	6.3	7.1	3.4	<i>Canning of fish, crustaceans and molluscs</i>
5.1	7.8	17.0	12.8	13.4	9.2	7.3	3.4	-0.4	2.1	6.2	6.7	8.1	6.8	4.6	-1.7	6.2	<i>Processing, curing and preserving of fish, crustacean and molluscs</i>
-10.1	-9.1	-9.3	-8.7	-3.8	-2.1	-0.5	-0.2	-2.1	-3.3	-0.1	2.2	3.2	6.2	6.0	3.5	1.8	<b>Processing and preserving of fruits and vegetable</b>
-53.7	-54.1	-52.1	-52.0	-4.9	-2.9	-3.4	-1.8	12.4	7.1	8.6	17.0	9.6	11.4	5.4	9.3	7.8	<i>Pineapple canning</i>
-5.3	-4.2	-4.6	-4.1	-3.7	-2.1	-0.3	-0.2	-3.0	-3.9	-0.6	1.5	2.9	6.0	6.1	3.2	1.5	<i>Manufacture of jams, marmalades and table jellies</i>
3.0	2.7	3.1	3.2	3.7	3.6	5.9	5.9	6.0	6.5	6.7	6.9	6.6	6.8	7.0	7.1	7.5	<b>Manufacture of vegetable and animal oils and fats</b>
2.7	3.5	4.6	5.4	4.6	5.0	4.9	6.1	5.7	8.3	8.1	9.9	9.2	8.0	8.3	8.0	15.4	<i>Manufacture of crude and refined vegetable oil</i>
6.4	6.8	6.8	8.0	7.0	7.5	7.5	4.5	4.9	4.4	3.8	3.5	1.2	1.3	1.3	0.6	2.3	<i>Manufacture of compound cooking fats</i>
2.9	2.6	2.8	3.0	3.5	3.4	5.9	6.0	6.0	6.5	6.8	6.9	6.6	6.9	7.2	7.3	7.3	<i>Manufacture of coconut oil</i>
-5.7	-5.0	-4.0	-3.9	-5.1	-4.9	-0.03	0.8	1.1	3.0	3.1	2.5	2.5	0.7	-0.1	0.8	2.9	<b>Manufacture of dairy products</b>
-6.1	-5.8	-5.4	-5.6	-7.2	-7.0	-2.5	-1.2	-1.1	1.5	1.7	1.3	2.5	-0.3	-0.9	0.4	2.5	<i>Manufacture of condensed, powdered and evaporated milk</i>
-4.3	-2.9	-0.2	1.0	1.1	0.8	6.8	6.5	7.3	7.2	6.9	5.9	2.5	3.4	2.0	1.8	4.0	<i>Other industry</i>
4.0	2.3	2.5	2.8	2.1	1.8	1.6	3.7	3.6	3.5	5.0	4.3	2.8	4.6	4.3	4.0	1.7	<b>Manufacture of grain mill products, starches and starch products</b>
4.1	2.6	2.7	3.2	1.5	1.6	2.0	7.5	9.5	8.1	9.3	8.5	5.7	7.4	6.8	6.1	1.1	<i>Rice milling</i>
4.8	2.4	2.8	3.3	2.9	2.1	2.0	2.3	0.7	0.6	3.5	2.8	2.4	4.1	4.1	3.3	3.9	<i>Flour milling</i>
0.1	-0.3	-0.1	-1.9	1.0	1.8	-2.1	-7.6	-9.5	-5.0	-9.0	-9.4	-10.1	-7.2	-7.6	-3.8	-6.0	<i>Other industry</i>
3.8	4.4	4.0	3.9	4.6	4.7	5.4	4.5	5.6	5.0	5.8	4.6	6.3	6.6	5.7	6.6	8.4	<b>Manufacture of other food products</b>
19.0	19.7	21.2	23.2	23.4	21.9	17.7	0.7	1.0	2.6	4.1	2.1	1.9	2.5	0.6	0.1	0.6	<i>Manufacture of biscuits and cookies</i>
1.7	1.9	-2.3	-1.8	-1.5	-1.6	1.7	2.1	3.5	3.3	7.6	8.7	8.8	8.8	9.6	12.5	10.4	<i>Manufacture of bread, cakes and other bakery products</i>
-4.1	-4.0	-3.1	-2.2	-2.4	1.2	3.2	3.0	5.0	4.7	5.6	5.3	5.4	6.6	4.9	3.3	6.6	<i>Manufacture of snack products</i>
-3.5	-2.5	-3.5	-3.3	-3.2	-3.8	-1.4	-1.5	-1.2	-0.9	-1.3	-0.5	1.5	1.9	2.7	2.9	6.0	<i>Manufacture of sugar</i>
-2.6	-1.1	-1.9	-1.3	1.1	1.8	1.4	-0.6	-0.5	-0.9	-0.3	-2.2	-2.6	0.0	1.1	0.4	-1.4	<i>Manufacture of cocoa products</i>
-8.9	-8.8	-5.5	-4.4	-2.8	-2.1	-2.5	-2.0	-2.1	3.3	1.2	-0.1	1.2	1.5	-1.7	-0.4	3.2	<i>Manufacture of chocolate and chocolate products</i>
12.1	16.0	17.5	16.7	16.6	14.6	14.4	15.3	15.5	14.2	10.7	10.0	12.4	8.7	8.8	9.2	15.3	<i>Manufacture of sugar confectionery</i>
8.6	9.2	8.1	7.5	9.8	9.9	11.0	10.4	10.7	3.5	-0.7	-7.4	3.7	5.0	4.0	6.1	15.4	<i>Manufacture of sauces and condiments</i>
1.9	2.2	3.1	1.7	2.4	2.5	2.5	5.2	7.3	6.6	8.4	7.9	7.7	8.4	6.7	6.9	7.0	<i>Manufacture of other food products n.e.c.</i>
-13.6	-12.8	-12.6	-14.4	-2.3	-2.5	-0.01	3.1	4.6	4.2	5.4	5.3	-1.6	-2.3	-1.8	-2.6	-6.3	<b>Manufacture of prepared animal feeds</b>
3.2	3.4	3.9	3.7	0.8	0.7	2.2	1.9	2.6	2.9	2.7	2.9	2.2	3.0	3.8	4.6	2.5	<b>Manufacture of beverages</b>
4.2	4.8	3.6	5.1	4.3	4.0	3.9	3.0	3.1	3.2	1.8	1.7	1.2	1.4	2.7	3.1	0.6	<i>Manufacture of soft drinks</i>
-4.2	-3.8	0.5	-3.7	-4.3	-4.2	-0.2	-1.9	-1.8	2.8	5.2	4.9	5.2	6.1	4.8	6.3	5.3	<i>Production of natural mineral waters and other bottled waters</i>
17.1	13.7	15.1	14.7	-6.7	-6.4	-1.8	4.2	10.6	1.8	2.1	5.2	1.6	5.4	8.2	10.4	8.0	<i>Other industry</i>
1.1	0.7	1.7	4.6	4.5	0.2	0.4	0.9	2.8	0.6	0.8	2.4	9.3	8.7	7.1	5.4	5.2	<b>Manufacture of tobacco products</b>
-3.0	-3.5	-1.9	-1.2	-2.0	-0.7	-1.1	-0.04	-1.8	0.5	-0.2	0.5	1.4	2.8	2.8	2.0	3.7	<b>Spinning, weaving and finishing of textiles</b>
-8.7	-9.3	-8.7	-8.0	-6.1	-5.6	-4.4	-2.9	-3.6	-0.2	-1.5	1.2	2.6	3.8	4.2	5.3	6.9	<i>Preparation and spinning of textile fibres</i>
21.3	21.9	22.1	18.9	15.2	15.3	9.5	8.5	3.2	3.1	3.3	-1.6	-1.3	0.5	-0.8	-6.1	-4.2	<i>Weaving of textiles</i>
-31.2	-32.6	-16.7	2.3	-29.6	-16.3	-16.5	-5.6	-5.0	-6.7	-3.2	3.7	0.8	1.2	6.9	5.3	7.8	<i>Dyeing, bleaching, printing and finishing of yarns and fabrics</i>
3.8	3.8	6.3	5.7	5.8	4.9	4.5	3.1	2.5	2.9	2.5	3.2	3.6	2.8	2.4	2.6	2.9	<b>Manufacture of other textiles</b>
7.3	6.5	6.6	6.1	6.3	4.2	1.2	-0.3	-1.9	-2.8	-3.0	-4.8	-3.5	-4.7	-5.1	-5.6	-4.9	<i>Manufacture of knitted and crocheted fabrics</i>
1.4	2.1	6.0	5.4	5.5	5.4	6.8	5.5	5.6	6.9	6.4	8.8	8.5	7.9	7.4	8.1	8.1	<i>Other industry</i>
2.5	2.0	6.4	6.0	4.2	5.8	5.2	2.5	2.6	2.8	1.7	1.8	2.7	2.5	3.1	3.0	2.1	<b>Manufacture of wearing apparel, except fur</b>
2.5	1.8	5.6	4.9	2.8	4.8	4.5	2.1	2.9	5.3	3.1	3.2	3.7	3.1	2.8	2.7	1.6	<i>Manufacture of clothings</i>
2.5	2.6	8.6	8.9	8.0	8.7	7.1	3.5	1.9	-3.5	-2.0	-1.9	0.3	0.8	4.0	3.9	3.7	<i>Other industry</i>
-10.9	-10.5	-10.6	-10.3	4.5	4.9	5.0	5.1	2.6	2.4	5.8	6.7	5.6	6.0	5.4	4.8	10.3	<b>Manufacture of articles of fur, knitted and crocheted apparel</b>
4.5	2.9	2.6	3.4	1.1	-1.5	-4.3	-5.4	-4.4	-2.5	-1.5	-0.3	-2.0	-0.8	0.8	0.8	-0.1	<i>Tanning and dressing of leather; manufacture of luggage, handbags, saddlery and harness; dressing and dyeing of fur</i>
1.1	2.9	8.3	8.7	10.3	9.3	8.5	8.7	8.8	8.0	7.7	9.9	8.8	8.1	7.6	8.1	5.5	<b>Manufacture of footwear</b>
-1.0	0.1	9.2	9.4	11.3	13.0	11.3	10.6	10.3	8.8	5.5	7.4	5.7	3.3	1.4	1.2	0.4	<i>Manufacture of leather footwear</i>
3.9	6.4	7.1	8.0	9.1	5.1	5.2	6.3	6.9	7.0	10.3	13.0	12.6	14.0	15.2	16.5	11.9	<i>Manufacture of rubber footwear</i>
2.8	3.3	10.4	3.5	2.2	0.6	0.3	0.2	-1.9	-0.7	-0.3	-1.7	-3.6	-2.5	-2.4	-3.6	-2.5	<i>Other industry</i>
																	<b>Sawmilling and planning of wood</b>

Jadual Table **1.5b** : Bilangan Pekerja Bergaji Sektor Pembuatan Mengikut Kumpulan: Perubahan Peratusan Tahunan  
 : Number of Paid Employees of Manufacturing Sector by Group: Annual Percentage Change

Kod Kumpulan Group code	Keterangan Kumpulan/Tempoh	2021		2022				2023		2022	2023	2022		
		2021	2022	Q1	Q2	Q3	Q4	Q1	Q2	(Jan. - Ogo.)	(Jan. - Ogo.)	Jan.	Feb.	Mac
<b>162</b>	<b>Pembuatan produk daripada kayu, gabus, jerami dan bahan jalinan lain</b>	<b>2.0</b>	<b>1.6</b>	<b>0.6</b>	<b>1.7</b>	<b>-0.1</b>	<b>1.6</b>	<b>3.0</b>	<b>1.4</b>	<b>0.03</b>	<b>2.2</b>	<b>1.2</b>	<b>1.9</b>	<b>0.6</b>
16211	Pembuatan kepingan venier dan papan lapis	1.0	1.7	1.2	2.3	-1.2	1.7	2.6	1.3	-1.6	3.5	0.0	0.5	1.2
16212	Pembuatan papan partikel dan papan gentian	-2.7	-4.9	-1.5	5.3	5.0	-4.9	-7.7	-4.3	7.2	8.1	-1.1	-0.8	-1.5
16221	Pertukangan kayu untuk jurubina	-0.1	-3.4	-13.6	-14.0	-15.7	-3.4	6.5	4.1	-14.3	-3.3	-4.9	-3.7	-13.6
	Industri lain	10.3	9.3	15.0	14.4	17.4	9.3	7.1	2.6	16.4	-0.3	12.7	14.3	15.0
<b>170</b>	<b>Pembuatan kertas dan produk kertas</b>	<b>3.5</b>	<b>4.3</b>	<b>3.0</b>	<b>4.4</b>	<b>5.1</b>	<b>4.3</b>	<b>4.1</b>	<b>1.8</b>	<b>5.2</b>	<b>1.6</b>	<b>2.8</b>	<b>3.0</b>	<b>3.0</b>
17010	Pembuatan pulpa, kertas dan kertas tebal	7.3	5.3	4.9	8.6	8.8	5.3	7.1	-3.2	8.7	-0.4	7.0	5.4	4.9
17020	Pembuatan kertas gelugur dan kertas tebal dan bekas daripada kertas dan kertas tebal	1.5	6.9	2.1	2.3	5.6	6.9	5.4	3.6	5.5	0.4	1.2	2.3	2.1
17091	Pembuatan sampul surat dan kad surat	-5.9	-0.3	-7.8	-4.0	-0.7	-0.3	4.4	1.7	-3.4	1.9	-7.5	-7.7	-7.8
17092	Pembuatan kertas kegunaan rumah dan pembersih peribadi	6.0	-1.4	4.3	3.2	4.9	-1.4	-1.7	-1.6	4.8	2.4	4.8	4.4	4.3
17093	Pembuatan kertas bergam atau pelekat yang berjalur atau bergulung dan label dan kertas dinding	7.3	4.0	4.4	9.8	0.9	4.0	4.3	4.4	2.8	1.8	5.4	4.8	4.4
	Industri lain	-0.03	6.0	3.1	4.9	5.9	6.0	5.0	5.5	5.7	8.1	-0.7	0.6	3.1
<b>181 &amp; 182</b>	<b>Percetakan, aktiviti perkhidmatan berkaitan percetakan dan penerbitan semua media rakaman</b>	<b>3.7</b>	<b>4.0</b>	<b>3.1</b>	<b>4.5</b>	<b>4.7</b>	<b>4.0</b>	<b>3.9</b>	<b>4.6</b>	<b>4.5</b>	<b>5.4</b>	<b>3.5</b>	<b>3.2</b>	<b>3.1</b>
18110	Percetakan	4.6	4.7	4.0	5.8	6.2	4.7	4.5	5.5	5.9	6.1	4.2	3.9	4.0
18120	Aktiviti perkhidmatan berkaitan percetakan &	0.1	0.9	-0.6	-1.0	-1.2	0.9	1.4	0.7	-1.3	2.2	0.4	0.2	-0.6
18200	Penerbitan semua media rakaman													
<b>192 (19201 &amp; 19202)</b>	<b>Pembuatan produk petroleum bertapis</b>	<b>2.8</b>	<b>4.2</b>	<b>3.0</b>	<b>2.7</b>	<b>2.9</b>	<b>4.2</b>	<b>4.3</b>	<b>5.1</b>	<b>3.2</b>	<b>3.8</b>	<b>1.5</b>	<b>2.9</b>	<b>3.0</b>
<b>201</b>	<b>Pembuatan kimia asas, baja dan sebatian nitrogen, plastik dan getah sintetik dalam bentuk primer</b>	<b>-7.8</b>	<b>1.8</b>	<b>-3.5</b>	<b>-1.8</b>	<b>-2.4</b>	<b>1.8</b>	<b>3.5</b>	<b>3.1</b>	<b>-2.6</b>	<b>0.4</b>	<b>-5.1</b>	<b>-4.3</b>	<b>-3.5</b>
20111	Pembuatan gas perindustrian atau perubatan bukan organik dalam bentuk cecair atau mampat	-18.3	5.6	-22.8	-21.3	-23.0	5.6	13.2	9.0	-22.9	9.8	-22.5	-23.1	-22.8
20112	Pembuatan kimia organik asas	8.8	8.5	10.1	11.7	12.3	8.5	9.4	7.6	11.4	3.0	7.6	8.3	10.1
20113	Pembuatan sebatian bukan organik													
20121	Pembuatan baja													
20129	Pembuatan produk campuran nitrogen	-17.1	-16.2	-16.0	-15.8	-17.2	-16.2	-12.5	-8.6	-16.9	-15.4	-18.6	-15.3	-16.0
20131	Pembuatan plastik dalam bentuk primer	-18.9	1.2	-2.6	-2.4	-2.6	1.2	0.2	1.0	-2.5	2.3	-3.5	-3.8	-2.6
	Industri lain	14.2	13.0	14.2	27.2	23.5	13.0	14.1	5.7	24.7	5.7	13.9	14.0	14.2
<b>202 &amp; 203</b>	<b>Pembuatan produk kimia lain dan serat buatan manusia</b>	<b>8.3</b>	<b>4.3</b>	<b>3.6</b>	<b>3.8</b>	<b>4.1</b>	<b>4.3</b>	<b>1.2</b>	<b>0.1</b>	<b>4.5</b>	<b>1.4</b>	<b>5.2</b>	<b>4.2</b>	<b>3.6</b>
20210	Pembuatan racun perosak dan produk agrokimia lain	18.0	-0.3	1.3	1.5	0.5	-0.3	7.5	6.2	-3.4	17.0	-1.6	-1.7	1.3
20221	Pembuatan cat, varnis dan penyadur dan mastik	-6.2	-0.3	-7.1	-7.9	-6.5	-0.3	-11.2	4.0	-8.3	4.4	-6.1	-6.3	-7.1
20222	Pembuatan dakwat cetak	24.4	15.2	18.6	15.4	15.7	15.2	3.6	6.0	15.6	5.5	24.6	24.3	18.6
20231	Pembuatan sabun dan bahan pencuci, penyediaan membersihkan dan mengilap	0.1	5.7	-2.0	-2.0	1.1	5.7	4.4	-5.0	1.5	-3.5	-0.6	-1.8	-2.0
20232	Pembuatan pewangi dan penyediaan dandanan diri													
20291	Pembuatan plat fotografi, filem, sensitized paper dan other sensitized unexposed materials													
20292	Pembuatan dakwat menulis dan melukis	26.7	3.3	17.6	18.5	13.7	3.3	3.4	1.0	17.4	1.9	20.3	18.0	17.6
20299	Pembuatan produk kimia lain t.t.t.l.													
	Industri lain	-11.5	-11.4	-5.9	-8.2	-7.2	-11.4	-4.0	-6.1	-7.3	-30.4	-8.7	-7.1	-5.9
<b>210</b>	<b>Pembuatan produk farmaseutikal, kimia perubatan dan botani</b>	<b>7.5</b>	<b>8.9</b>	<b>5.9</b>	<b>6.6</b>	<b>8.6</b>	<b>8.9</b>	<b>8.5</b>	<b>-0.3</b>	<b>7.3</b>	<b>1.7</b>	<b>5.8</b>	<b>5.7</b>	<b>5.9</b>
21001	Pembuatan bahan aktif ubat-ubatan untuk digunakan oleh bidang farmakologi dalam pembuatan ubat-ubatan	8.5	7.0	5.8	5.8	8.7	7.0	6.1	0.1	7.4	1.4	5.6	5.7	5.8
	Industri lain	4.9	13.8	6.1	8.5	8.3	13.8	14.4	-1.2	7.2	2.4	6.4	5.7	6.1
<b>221</b>	<b>Pembuatan produk getah</b>	<b>0.7</b>	<b>-0.2</b>	<b>1.7</b>	<b>-0.5</b>	<b>0.2</b>	<b>-0.2</b>	<b>-2.7</b>	<b>-9.2</b>	<b>-0.2</b>	<b>-6.3</b>	<b>2.1</b>	<b>2.2</b>	<b>1.7</b>
22111	Pembuatan tayar getah untuk kenderaan	-3.7	-6.1	-0.5	-4.3	-5.1	-6.1	-6.3	-6.3	-5.3	2.7	-3.6	-1.4	-0.5
22112	Pembuatan bunga tayar yang boleh ditukar ganti dan tayar celup	2.9	3.6	1.0	2.6	4.1	3.6	12.2	14.2	2.9	13.9	3.4	1.2	1.0
22191	Pembuatan produk lain daripada getah asli atau sintetik, tidak divulkan, divulkan atau dikeraskan	-6.7	5.8	-7.1	-5.5	0.4	5.8	12.5	13.2	-2.9	8.6	-6.3	-6.2	-7.1
22193	Pengilangan semula getah dan prosesan susu getah													
22192	Pembuatan sarung tangan getah	0.1	-1.1	2.7	0.8	-0.6	-1.1	-8.5	-18.7	-0.5	-14.4	3.4	2.9	2.7
22199	Pembuatan produk getah lain yang t.t.t.l.	7.3	-0.4	5.4	0.1	2.8	-0.4	0.9	-3.2	2.9	-0.7	5.6	6.7	5.4
<b>222</b>	<b>Pembuatan produk plastik</b>	<b>-0.2</b>	<b>3.3</b>	<b>0.1</b>	<b>1.0</b>	<b>4.3</b>	<b>3.3</b>	<b>2.5</b>	<b>2.6</b>	<b>3.2</b>	<b>2.8</b>	<b>-2.6</b>	<b>-2.9</b>	<b>0.1</b>
22201	Pembuatan produk plastik separa siap													
22202	Pembuatan produk plastik siap	-5.2	11.4	2.0	5.6	8.8	11.4	3.8	2.4	8.9	2.1	-6.3	-6.1	2.0
22203	Pembuatan artikel plastik untuk pembungkusan barangan	4.0	4.0	3.7	3.5	6.8	4.0	4.3	4.7	5.9	6.1	0.3	0.3	3.7
22204	Pembuatan barangan plastik jurubina	0.2	9.3	4.1	7.0	7.9	9.3	2.6	3.7	6.3	2.9	-1.7	-2.8	4.1
22205	Pembuatan pinggan mangkuk, peralatan dapur dan barangan tandas daripada plastik	0.7	9.4	13.2	17.9	20.8	9.4	-1.4	-5.4	20.1	-3.5	13.5	13.3	13.2
22209	Pembuatan pelbagai produk plastik t.t.t.l.	-0.9	-4.1	-7.4	-8.3	-4.9	-4.1	1.0	3.1	-6.7	2.1	-6.4	-7.3	-7.4
<b>231 (23101 &amp; 23102 &amp; 23109)</b>	<b>Pembuatan kaca dan produk kaca</b>	<b>5.5</b>	<b>11.3</b>	<b>4.1</b>	<b>12.6</b>	<b>17.6</b>	<b>11.3</b>	<b>11.3</b>	<b>5.5</b>	<b>17.0</b>	<b>1.5</b>	<b>5.7</b>	<b>4.4</b>	<b>4.1</b>

2023																	Group Description/Period
Apr.	Mei	Jun	Jul.	Ogo.	Sep.	Okt.	Nov.	Dis.	Jan.	Feb.	Mac	Apr.	Mei	Jun	Jul.	Ogo.	
0.2	0.2	1.7	0.1	0.03	-0.1	0.4	0.04	1.6	1.3	2.7	3.0	3.5	1.8	1.4	2.2	2.2	<b>Manufacture of products of wood, cork, straw and plaiting materials</b>
0.9	1.0	2.3	-0.7	-1.6	-1.2	0.8	1.4	1.7	2.4	4.4	2.6	2.7	1.2	1.3	4.3	3.5	Manufacture of veneer sheets and plywood
-1.7	-1.1	5.3	6.2	7.2	5.0	4.2	-2.4	-4.9	-8.8	-7.6	-7.7	-8.2	-4.5	-4.3	-4.9	8.1	Manufacture of particle board and fibreboard
-15.5	-14.3	-14.0	-14.8	-14.3	-15.7	-16.8	-10.1	-3.4	-2.3	-1.1	6.5	9.1	5.3	4.1	3.2	-3.3	Manufacture of builders' carpentry
16.4	13.6	14.4	14.5	16.4	17.4	15.1	6.5	9.3	6.7	7.0	7.1	8.0	4.0	2.6	-0.5	-0.3	Other industry
2.7	3.2	4.4	5.3	5.2	5.1	4.8	3.3	4.3	4.0	4.2	4.1	3.9	2.2	1.8	0.6	1.6	<b>Manufacture of paper and paper products</b>
6.2	6.6	8.6	9.0	8.7	8.8	3.5	3.9	5.3	5.2	7.9	7.1	7.2	-2.8	-3.2	-3.6	-0.4	Manufacture of pulp, paper and paperboard
1.4	1.9	2.3	6.0	5.5	5.6	5.7	6.2	6.9	6.5	5.6	5.4	4.3	4.0	3.6	2.1	0.4	Manufacture of corrugated paper and paperboard and of containers of paper and paperboard
-7.9	-4.6	-4.0	-3.8	-3.4	-0.7	-0.6	-3.1	-0.3	-0.1	3.9	4.4	5.1	3.1	1.7	2.3	1.9	Manufacture of envelopes and letter-card
4.0	3.3	3.2	4.5	4.8	4.9	5.4	-3.3	-1.4	-1.3	-1.4	-1.7	-1.6	-0.4	-1.6	-3.8	2.4	Manufacture of household and personal hygiene paper
4.1	6.1	9.8	3.0	2.8	0.9	2.3	3.9	4.0	3.8	3.9	4.3	5.7	3.3	4.4	4.1	1.8	Manufacture of gummed or adhesive paper in strips or rolls and labels and wall paper
1.7	2.2	4.9	5.3	5.7	5.9	6.7	5.1	6.0	4.1	4.8	5.0	5.0	5.8	5.5	4.6	8.1	Other industry
2.7	3.0	4.5	4.7	4.5	4.7	4.9	4.1	4.0	4.1	3.8	3.9	6.4	7.0	4.6	4.8	5.4	<b>Printing, service activities related to printing and reproduction of recorded media</b>
3.8	4.3	5.8	6.0	5.9	6.2	6.3	5.2	4.7	4.8	4.3	4.5	7.6	8.2	5.5	5.6	6.1	Printing
-1.7	-2.3	-1.0	-1.0	-1.3	-1.2	-0.8	-0.7	0.9	1.2	1.5	1.4	1.2	1.4	0.7	1.3	2.2	Service activities related to printing
																	Reproduction of recorded media
2.8	3.0	2.7	2.9	3.2	2.9	3.4	4.1	4.2	4.4	4.1	4.3	5.9	5.4	5.1	3.2	3.8	<b>Manufacture of refined petroleum products</b>
-3.1	-2.3	-1.8	-2.5	-2.6	-2.4	-0.3	1.3	1.8	2.8	3.1	3.5	2.2	2.7	3.1	-1.1	0.4	<b>Manufacture of basic chemicals, fertilizer and nitrogen compounds, plastics and synthetic rubber in primary forms</b>
-22.8	-21.7	-21.3	-22.1	-22.9	-23.0	-20.3	5.0	5.6	5.7	7.2	13.2	6.7	10.8	9.0	8.5	9.8	Manufacture of liquefied or compressed inorganic industrial or medical gases
																	Manufacture of basic organic chemicals
10.0	10.3	11.7	11.3	11.4	12.3	13.6	7.8	8.5	8.9	9.6	9.4	6.2	6.5	7.6	1.8	3.0	Manufacture of inorganic compounds
																	Manufacture of fertilizers
-16.4	-15.9	-15.8	-17.1	-16.9	-17.2	-15.2	-15.9	-16.2	-14.2	-13.9	-12.5	-8.7	-8.7	-8.6	-15.6	-15.4	Manufacture of associated nitrogen products
-2.9	-2.5	-2.4	-2.9	-2.5	-2.6	0.5	0.1	1.2	3.2	2.2	0.2	0.3	0.5	1.0	0.3	2.3	Manufacture of plastics in primary forms
22.7	27.5	27.2	28.1	24.7	23.5	24.3	14.1	13.0	13.3	14.8	14.1	8.4	5.2	5.7	0.7	5.7	Other industry
4.0	4.4	3.8	4.5	4.5	4.1	2.3	3.2	4.3	3.6	4.3	1.2	2.9	0.8	0.1	1.4	1.4	<b>Manufacture of other chemical products and man-made fibres</b>
0.8	1.4	1.5	1.7	-3.4	0.5	1.5	1.6	-0.3	1.2	6.0	7.5	7.2	8.2	6.2	6.3	17.0	Manufacture of pesticides and other agrochemical products
-7.5	-7.7	-7.9	-8.5	-8.3	-6.5	-5.7	-2.7	-0.3	0.1	-1.2	-11.2	3.2	4.0	4.0	4.1	4.4	Manufacture of paints, varnishes and similar coatings ink and mastics
19.4	19.5	15.4	15.3	15.6	15.7	18.0	15.1	15.2	16.7	16.8	3.6	4.4	4.1	6.0	6.6	5.5	Manufacture of printing ink
																	Manufacture of soap and detergents, cleaning and polishing preparations
-3.0	-1.6	-2.0	1.1	1.5	1.1	3.1	4.7	5.7	2.5	4.3	4.4	3.1	-3.9	-5.0	-3.8	-3.5	Manufacture of perfumes and toilet preparations
																	Manufacture of photographic plates, films, sensitized paper and other sensitized unexposed materials
19.6	18.8	18.5	17.2	17.4	13.7	1.7	1.9	3.3	4.1	3.5	3.4	1.2	2.2	1.0	3.9	1.9	Manufacture of writing and drawing ink
																	Manufacture of other chemical products n.e.c.
-6.5	-6.2	-8.2	-7.4	-7.3	-7.2	-7.5	-7.9	-11.4	-14.9	-7.3	-4.0	-3.9	-4.1	-6.1	-7.3	-30.4	Other industry
6.0	6.2	6.6	7.2	7.3	8.6	9.4	9.7	8.9	8.6	8.5	8.5	1.3	0.6	-0.3	0.2	1.7	<b>Manufacture of pharmaceuticals, medicinal chemical and botanical products</b>
																	Manufacture of medicinal active substances to be used for their pharmacological properties in the manufacture of medicaments
5.3	5.5	5.8	7.0	7.4	8.7	9.6	7.1	7.0	6.5	5.7	6.1	3.4	1.1	0.1	-0.6	1.4	Other industry
7.6	8.0	8.5	7.7	7.2	8.3	8.8	16.4	13.8	13.6	15.3	14.4	-3.8	-0.6	-1.2	2.2	2.4	Other industry
2.0	1.9	-0.5	-0.5	-0.2	0.2	-0.9	-0.5	-0.2	-3.7	-3.1	-2.7	-7.6	-8.7	-9.2	-8.3	-6.3	<b>Manufacture of rubber products</b>
-2.1	-2.2	-4.3	-4.8	-5.3	-5.1	-4.1	-4.0	-6.1	-7.3	-7.1	-6.3	-6.1	-6.4	-6.3	13.6	2.7	Manufacture of rubber tyres for vehicles
2.6	3.0	2.6	2.1	2.9	4.1	3.4	3.5	3.6	3.5	10.7	12.2	6.4	9.1	14.2	15.3	13.9	Manufacture of interchangeable tyre treads and retreading rubber tyres
																	Manufacture of other products of natural or synthetic rubber, unvulcanized, vulcanized or hardened
-4.0	-3.5	-5.5	-4.7	-2.9	0.4	1.2	5.2	5.8	7.2	11.7	12.5	9.4	10.7	13.2	15.6	8.6	Rubber remilling and latex processing
2.5	2.1	0.8	0.03	-0.5	-0.6	-2.5	-1.2	-1.1	-8.6	-8.6	-8.5	-14.7	-16.3	-18.7	-19.3	-14.4	Manufacture of rubber gloves
5.1	5.3	0.1	1.3	2.9	2.8	1.8	-1.5	-0.4	0.6	0.2	0.9	-3.1	-4.9	-3.2	-4.3	-0.7	Manufacture of other rubber products n.e.c.
0.0	-0.2	1.0	2.7	3.2	4.3	3.6	3.4	3.3	4.7	5.8	2.5	2.4	3.0	2.6	4.0	2.8	<b>Manufacture of plastics products</b>
																	Manufacture of semi-manufactures of plastic products
1.7	1.8	5.6	8.4	8.9	8.8	8.0	10.9	11.4	12.4	13.5	3.8	4.7	5.5	2.4	1.6	2.1	Manufacture of finished plastic products
3.2	2.7	3.5	5.1	5.9	6.8	6.8	4.4	4.0	5.8	7.9	4.3	4.4	5.1	4.7	6.7	6.1	Manufacture of plastic articles for the packing of goods
5.1	4.4	7.0	7.2	6.3	7.9	9.2	9.1	9.3	9.7	10.6	2.6	1.5	3.7	3.7	2.7	2.9	Manufacture of builders' plastics ware
15.6	16.1	17.9	21.3	20.1	20.8	13.3	11.2	9.4	-2.8	-1.5	-1.4	-4.9	-4.8	-5.4	-9.5	-3.5	Manufacture of plastic tableware, kitchenware and toilet articles
-7.8	-7.9	-8.3	-7.3	-6.7	-4.9	-4.6	-4.3	-4.1	0.6	0.9	1.0	1.2	1.6	3.1	7.3	2.1	Manufacture of diverse plastic products n.e.c.
3.3	11.0	12.6	14.8	17.0	17.6	13.5	16.3	11.3	10.2	11.5	11.3	11.5	6.2	5.5	-0.4	1.5	<b>Manufacture of glass and glass products</b>

Jadual Table **1.5b** : Bilangan Pekerja Bergaji Sektor Pembuatan Mengikut Kumpulan: Perubahan Peratusan Tahunan  
 : Number of Paid Employees of Manufacturing Sector by Group: Annual Percentage Change

Kod Kumpulan Group code	Keterangan Kumpulan/Tempoh	2021		2022				2023		2022	2023	2022			
		2021	2022	Q1	Q2	Q3	Q4	Q1	Q2	(Jan. - Ogo.)	(Jan. - Ogo.)	Jan.	Feb.	Mac	
<b>239</b>	<b>Pembuatan pengeluaran galian bukan logam t.t.t.l.</b>	<b>1.4</b>	<b>-0.5</b>	<b>0.3</b>	<b>1.5</b>	<b>0.3</b>	<b>-0.5</b>	<b>-2.0</b>	<b>0.04</b>	<b>0.5</b>	<b>1.9</b>	<b>0.3</b>	<b>0.5</b>	<b>0.3</b>	
23911	Pembuatan mortar refraktori dan konkrit														
&															
23921	Pembuatan seramik bukan refraktori	3.6	-6.6	-9.2	-9.5	-8.5	-6.6	-6.4	-5.2	-7.4	-4.3	-6.0	-5.6	-9.2	
23930	Pembuatan produk porselin dan seramik lain	-6.2	2.9	-2.0	-2.8	5.1	2.9	-12.6	-11.8	1.3	-11.1	-5.7	-1.2	-2.0	
23941	Pembuatan simen hidraulik	6.1	-4.7	3.6	6.9	-4.5	-4.7	-6.6	-9.9	-6.1	1.4	4.0	4.2	3.6	
23951	Pembuatan konkrit dan mortar siap bancuh dan bancuhan kering	2.0	4.3	3.1	5.2	2.3	4.3	1.7	-0.8	3.2	-0.02	0.7	2.3	3.1	
23952	Pembuatan konkrit pratuangan, simen atau artikel batu buatan yang digunakan dalam pembinaan;														
&															
23953	Pembuatan komponen struktur pasang siap untuk bangunan atau kejuruteraan awam dari simen, batu atau konkrit buatan	3.3	-0.9	2.4	3.7	2.8	-0.9	0.7	6.2	3.1	5.5	3.9	1.8	2.4	
&															
23959	Pembuatan artikel konkrit, simen dan plaster lain t.t.t.l.														
23990	Pembuatan produk mineral bukan logam lain t.t.t.l.	4.9	0.8	7.7	7.1	4.9	0.8	-5.1	0.3	6.6	4.0	6.7	7.6	7.7	
	Industri lain	-10.9	1.0	-7.8	-5.1	-3.6	1.0	1.8	2.5	-3.2	6.4	-9.2	-8.1	-7.8	
<b>241</b>															
<b>( 24101 &amp; 24102 &amp; 24103 &amp; 24104 &amp; 24109 )</b>	<b>Pembuatan besi dan keluli asas</b>	<b>1.8</b>	<b>0.4</b>	<b>0.9</b>	<b>3.8</b>	<b>6.0</b>	<b>0.4</b>	<b>1.7</b>	<b>1.6</b>	<b>5.8</b>	<b>2.9</b>	<b>-0.6</b>	<b>-0.2</b>	<b>0.9</b>	
<b>242</b>															
<b>( 24201 &amp; 24202 &amp; 24209 )</b>	<b>Pembuatan logam asas berharga dan logam bukan ferus lain</b>	<b>-1.9</b>	<b>1.6</b>	<b>0.02</b>	<b>1.1</b>	<b>2.3</b>	<b>1.6</b>	<b>-0.4</b>	<b>-0.3</b>	<b>3.0</b>	<b>-4.0</b>	<b>-0.9</b>	<b>0.3</b>	<b>0.0</b>	
<b>243</b>	<b>Pengacuan logam</b>	<b>1.7</b>	<b>-2.8</b>	<b>0.2</b>	<b>0.5</b>	<b>0.9</b>	<b>-2.8</b>	<b>-2.4</b>	<b>0.1</b>	<b>0.9</b>	<b>2.2</b>	<b>5.1</b>	<b>4.1</b>	<b>0.2</b>	
<b>251 &amp; 252</b>	<b>Pembuatan produk struktur logam, tangki, takungan, penjana wap, senjata dan peluru</b>	<b>-1.1</b>	<b>0.8</b>	<b>-2.3</b>	<b>1.6</b>	<b>-2.1</b>	<b>0.8</b>	<b>1.1</b>	<b>1.3</b>	<b>0.3</b>	<b>2.6</b>	<b>-1.5</b>	<b>-2.1</b>	<b>-2.3</b>	
25113	Pembuatan pintu, tingkap dan bingkai, penutup tingkap dan pintu pagar daripada logam	-1.8	-0.2	-3.2	0.3	-5.6	-0.2	-0.9	0.2	-2.9	7.5	-2.0	-2.6	-3.2	
25119	Pembuatan produk struktur logam lain														
25120	Pembuatan tangki, takungan dan kontena daripada logam	1.5	4.6	1.1	4.1	7.1	4.6	6.2	3.4	6.9	-9.3	0.7	1.3	1.1	
	Industri lain	-1.2	0.5	-2.0	4.7	3.9	0.5	4.3	3.6	7.6	-4.2	-1.8	-3.5	-2.0	
<b>259</b>	<b>Pembuatan lain-lain produk yang direka daripada logam; aktiviti perkhidmatan kerja logam</b>	<b>2.9</b>	<b>2.2</b>	<b>2.6</b>	<b>2.8</b>	<b>3.5</b>	<b>2.2</b>	<b>2.1</b>	<b>2.2</b>	<b>3.9</b>	<b>4.7</b>	<b>2.7</b>	<b>2.3</b>	<b>2.6</b>	
25910	Tempaan, tekanan, hentakan dan bentuk gelekkan logam; serbuk metalurgi	2.2	1.5	1.6	2.7	5.5	1.5	-1.1	-5.8	5.4	-0.8	1.3	1.7	1.6	
25920	Rawatan dan penyalutan logam; menggunakan mesin	5.0	5.8	3.2	2.1	7.0	5.8	4.8	6.8	5.3	-5.5	5.1	3.4	3.2	
25991	Pembuatan tin untuk produk makanan dan minuman, tiub dan kotak boleh dilipat	0.4	-1.9	1.0	1.0	2.4	-1.9	0.5	-1.6	4.0	6.7	0.9	1.2	1.0	
25992	Pembuatan kabel, plaited bands (jalur/pita berpintal) dan artikel seumpamanya daripada logam														
&															
25993	Pembuatan bolt, skru, nat dan produk uliran seumpamanya	0.2	0.3	1.1	1.8	-0.5	0.3	1.8	3.2	2.8	4.2	-0.6	0.8	1.1	
25994	Pembuatan barangan rumah daripada logam	-7.5	-0.8	-6.0	1.5	-1.2	-0.8	1.8	5.2	-0.2	9.8	-8.2	-8.3	-6.0	
25999	Pembuatan produk lain yang direka daripada logam t.t.t.l.	7.3	5.4	5.4	3.9	3.6	5.4	3.5	5.2	3.3	9.6	7.8	4.7	5.4	
	Industri lain	3.0	-0.3	4.8	4.7	4.5	-0.3	3.8	7.1	3.6	15.8	3.6	4.7	4.8	
<b>261</b>	<b>Pembuatan komponen dan papan elektronik</b>	<b>8.8</b>	<b>7.4</b>	<b>8.4</b>	<b>8.3</b>	<b>9.5</b>	<b>7.4</b>	<b>6.5</b>	<b>7.1</b>	<b>8.7</b>	<b>4.5</b>	<b>8.3</b>	<b>7.9</b>	<b>8.4</b>	
26101	Pembuatan diod, transistor dan alatan semikonduktor yang seumpamanya														
&															
26102	Pembuatan litar elektronik bersepadu dengan pemasangan mikro	7.5	6.7	7.2	7.6	8.0	6.7	5.1	4.1	7.8	2.3	6.5	6.2	7.2	
26103	Pembuatan kapasitor dan perintang elektrik														
&															
26104	Pembuatan papan litar bercetak	11.9	9.3	10.9	10.2	13.0	9.3	9.5	12.1	10.8	8.0	11.7	11.3	10.9	
&															
26105	Pembuatan komponen paparan														
26109	Pembuatan komponen lain untuk aplikasi elektronik	2.1	1.1	3.7	4.1	3.1	1.1	0.2	2.8	3.7	3.1	3.2	2.9	3.7	
<b>262</b>															
<b>( 26201 &amp; 26202 )</b>	<b>Pembuatan komputer dan kelengkapan peranti</b>	<b>9.2</b>	<b>5.8</b>	<b>8.8</b>	<b>9.4</b>	<b>7.0</b>	<b>5.8</b>	<b>0.3</b>	<b>-1.1</b>	<b>8.2</b>	<b>-4.4</b>	<b>8.3</b>	<b>7.7</b>	<b>8.8</b>	
<b>263/ 26300</b>	<b>Pembuatan peralatan komunikasi</b>	<b>2.7</b>	<b>7.8</b>	<b>4.6</b>	<b>4.6</b>	<b>8.4</b>	<b>7.8</b>	<b>6.6</b>	<b>4.7</b>	<b>6.3</b>	<b>0.2</b>	<b>2.3</b>	<b>3.7</b>	<b>4.6</b>	
<b>264/ 26400</b>	<b>Pembuatan peralatan elektronik pengguna</b>	<b>-0.6</b>	<b>3.9</b>	<b>0.6</b>	<b>5.4</b>	<b>4.2</b>	<b>3.9</b>	<b>0.9</b>	<b>-2.8</b>	<b>12.6</b>	<b>-4.1</b>	<b>1.2</b>	<b>0.8</b>	<b>0.6</b>	
<b>265</b>	<b>Pembuatan kelengkapan mengukur, menguji, memandu arah dan kawalan; jam tangan dan jam</b>	<b>6.7</b>	<b>8.2</b>	<b>3.8</b>	<b>5.0</b>	<b>8.0</b>	<b>8.2</b>	<b>8.5</b>	<b>7.5</b>	<b>7.3</b>	<b>0.3</b>	<b>3.9</b>	<b>3.5</b>	<b>3.8</b>	
26511	Pembuatan kelengkapan mengukur, menguji, memandu arah dan kawalan	7.3	8.8	2.9	3.4	6.2	8.8	10.0	10.8	5.5	2.0	3.4	3.0	2.9	
26512	Pembuatan kelengkapan kawalan proses perindustrian														
26520	Pembuatan jam tangan dan jam dan bahagiannya	4.9	6.0	6.7	10.7	14.6	6.0	3.4	-3.1	13.8	-5.3	5.8	5.1	6.7	
<b>266/ 26600</b>	<b>Pembuatan peralatan penyinaran, perubatan elektro dan elektroterapeutik</b>	<b>0.1</b>	<b>1.5</b>	<b>-0.4</b>	<b>-1.1</b>	<b>-1.8</b>	<b>1.5</b>	<b>1.8</b>	<b>1.4</b>	<b>-2.3</b>	<b>-5.2</b>	<b>-0.1</b>	<b>-0.5</b>	<b>-0.4</b>	

2023																	Group Description/Period
Apr.	Mei	Jun	Jul.	Ogo.	Sep.	Okt.	Nov.	Dis.	Jan.	Feb.	Mac	Apr.	Mei	Jun	Jul.	Ogo.	
0.0	-0.8	1.5	1.3	0.5	0.3	0.9	0.2	-0.5	-1.0	-1.5	-2.0	-2.0	-0.5	0.04	1.0	1.9	<b>Manufacture of non-metallic mineral products</b>
																	<i>Manufacture of refractory mortars and concretes</i>
-10.1	-10.3	-9.5	-7.3	-7.4	-8.5	-5.8	-5.3	-6.6	-5.3	-4.7	-6.4	-5.9	-6.1	-5.2	-7.4	-4.3	<i>Manufacture of non-refractory ceramic</i>
-2.9	-4.8	-2.8	0.3	1.3	5.1	3.2	3.0	2.9	1.4	-13.3	-12.6	-12.8	-11.1	-11.8	-12.6	-11.1	<i>Manufacture of other porcelain and ceramic products</i>
5.6	6.7	6.9	7.3	-6.1	-4.5	-4.4	-3.9	-4.7	-3.6	-3.7	-6.6	-9.6	-9.7	-9.9	-6.8	1.4	<i>Manufacture of hydraulic cement</i>
5.2	3.5	5.2	3.1	3.2	2.3	5.6	5.7	4.3	4.4	3.4	1.7	-2.7	-0.3	-0.8	2.6	-0.02	<i>Manufacture of ready-mix and dry-mix concrete and mortars</i>
																	<i>Manufacture of precast concrete, cement or artificial stone articles for use in construction</i>
0.7	0.2	3.7	2.9	3.1	2.8	3.6	-0.8	-0.9	-1.2	0.1	0.7	3.5	5.2	6.2	5.3	5.5	<i>Manufacture of prefabricated structural components for building or civil engineering of cement, concrete or artificial stone</i>
																	<i>Manufacture of other articles of concrete, cement and plaster n.e.c.</i>
6.3	3.5	7.1	6.4	6.6	4.9	-0.1	0.0	0.8	-4.1	-4.4	-5.1	-3.7	-0.1	0.3	5.6	4.0	<i>Manufacture of other non-metallic mineral products n.e.c.</i>
-7.4	-7.3	-5.1	-5.4	-3.2	-3.6	-3.8	2.6	1.0	-0.5	0.3	1.8	0.5	1.1	2.5	4.2	6.4	<i>Other industry</i>
<b>3.5</b>	<b>3.5</b>	<b>3.8</b>	<b>5.6</b>	<b>5.8</b>	<b>6.0</b>	<b>5.3</b>	<b>5.3</b>	<b>0.4</b>	<b>1.8</b>	<b>1.0</b>	<b>1.7</b>	<b>1.3</b>	<b>2.1</b>	<b>1.6</b>	<b>1.3</b>	<b>2.9</b>	<b>Manufacture of basic iron and steel</b>
<b>1.5</b>	<b>1.0</b>	<b>1.1</b>	<b>2.9</b>	<b>3.0</b>	<b>2.3</b>	<b>1.6</b>	<b>1.3</b>	<b>1.6</b>	<b>0.7</b>	<b>0.4</b>	<b>-0.4</b>	<b>-1.6</b>	<b>-0.7</b>	<b>-0.3</b>	<b>-0.9</b>	<b>-4.0</b>	<b>Manufacture of basic precious and other non-ferrous metals</b>
<b>-1.2</b>	<b>-0.7</b>	<b>0.5</b>	<b>4.0</b>	<b>0.9</b>	<b>0.9</b>	<b>1.8</b>	<b>-2.3</b>	<b>-2.8</b>	<b>-3.2</b>	<b>-2.0</b>	<b>-2.4</b>	<b>1.6</b>	<b>1.4</b>	<b>0.1</b>	<b>-0.6</b>	<b>2.2</b>	<b>Casting of metals</b>
<b>-1.5</b>	<b>-1.0</b>	<b>1.6</b>	<b>0.1</b>	<b>0.3</b>	<b>-2.1</b>	<b>-2.5</b>	<b>-1.5</b>	<b>0.8</b>	<b>0.3</b>	<b>1.3</b>	<b>1.1</b>	<b>0.5</b>	<b>1.2</b>	<b>1.3</b>	<b>1.4</b>	<b>2.6</b>	<b>Manufacture of structural metal products, tanks, reservoirs , steam generators , weapons and ammunition</b>
																	<i>Manufacture of metal doors, windows and their frames, shutters and gates</i>
-3.0	-3.0	0.3	-2.2	-2.9	-5.6	-6.2	-3.6	-0.2	-1.3	-0.3	-0.9	-0.9	-0.2	0.2	1.6	7.5	<i>Manufacture of other structural metal products</i>
2.3	3.2	4.1	4.2	6.9	7.1	6.4	5.2	4.6	5.2	5.5	6.2	2.3	3.2	3.4	1.6	-9.3	<i>Manufacture of tanks, reservoirs and containers of metal</i>
1.0	3.5	4.7	6.1	7.6	3.9	4.3	0.1	0.5	1.7	3.9	4.3	4.5	5.3	3.6	0.2	-4.2	<i>Other industry</i>
<b>1.8</b>	<b>2.0</b>	<b>2.8</b>	<b>3.5</b>	<b>3.9</b>	<b>3.5</b>	<b>2.7</b>	<b>2.1</b>	<b>2.2</b>	<b>2.8</b>	<b>3.3</b>	<b>2.1</b>	<b>2.2</b>	<b>2.7</b>	<b>2.2</b>	<b>3.1</b>	<b>4.7</b>	<b>Manufacture of other fabricated metal products; metal working service activities</b>
1.8	2.6	2.7	3.1	5.4	5.5	3.6	1.4	1.5	1.2	-1.4	-1.1	-3.7	-4.5	-5.8	-1.9	-0.8	<i>Forging, pressing, stamping and roll-forming of metal; powder metallurgy</i>
1.1	0.9	2.1	3.6	5.3	7.0	6.8	3.8	5.8	6.1	6.2	4.8	6.1	6.5	6.8	3.8	-5.5	<i>Treatment and coating of metals; machining</i>
1.5	-0.3	1.0	2.8	4.0	2.4	-0.1	0.1	-1.9	-0.3	0.6	0.5	-4.9	-1.9	-1.6	-1.2	6.7	<i>Manufacture of tins and cans for food products, collapsible tubes and boxes</i>
																	<i>Manufacture of metal cable, plaited bands and similar articles</i>
0.6	1.1	1.8	3.1	2.8	-0.5	0.6	0.8	0.3	2.2	3.0	1.8	3.5	4.1	3.2	4.7	4.2	<i>Manufacture of bolts, screws, nuts and similar threaded products</i>
-7.8	-7.1	1.5	-0.3	-0.2	-1.2	-1.1	-1.0	-0.8	1.6	0.6	1.8	6.4	4.3	5.2	11.5	9.8	<i>Manufacture of metal household articles</i>
3.2	3.8	3.9	4.3	3.3	3.6	3.2	5.3	5.4	5.3	8.2	3.5	5.4	5.9	5.2	5.1	9.6	<i>Manufacture of any other fabricated metal products n.e.c.</i>
4.9	4.2	4.7	5.1	3.6	4.5	2.0	-0.1	-0.3	0.5	3.3	3.8	4.6	6.8	7.1	6.6	15.8	<i>Other industry</i>
<b>8.0</b>	<b>7.8</b>	<b>8.3</b>	<b>8.6</b>	<b>8.7</b>	<b>9.5</b>	<b>7.3</b>	<b>7.3</b>	<b>7.4</b>	<b>6.9</b>	<b>7.2</b>	<b>6.5</b>	<b>7.7</b>	<b>8.1</b>	<b>7.1</b>	<b>4.0</b>	<b>4.5</b>	<b>Manufacture of electronic components and boards</b>
																	<i>Manufacture of diodes, transistors and similar semiconductor devices</i>
6.7	6.4	7.6	7.9	7.8	8.0	7.3	6.6	6.7	5.9	6.1	5.1	7.7	5.9	4.1	1.7	2.3	<i>Manufacture of electronic integrated circuits micro assemblies</i>
																	<i>Manufacture of electrical capacitors and resistors</i>
10.5	10.3	10.2	10.6	10.8	13.0	8.1	9.1	9.3	9.5	10.0	9.5	9.1	12.4	12.1	7.5	8.0	<i>Manufacture of printed circuit boards</i>
																	<i>Manufacture of display components</i>
4.2	4.9	4.1	3.7	3.7	3.1	2.0	2.1	1.1	0.3	0.4	0.2	-1.4	1.5	2.8	2.9	3.1	<i>Manufacture of other components for electronic applications</i>
<b>8.4</b>	<b>9.0</b>	<b>9.4</b>	<b>7.9</b>	<b>8.2</b>	<b>7.0</b>	<b>6.4</b>	<b>6.8</b>	<b>5.8</b>	<b>0.5</b>	<b>0.5</b>	<b>0.3</b>	<b>0.2</b>	<b>-0.3</b>	<b>-1.1</b>	<b>-1.7</b>	<b>-4.4</b>	<b>Manufacture of computers and peripheral equipment</b>
<b>3.9</b>	<b>4.5</b>	<b>4.6</b>	<b>5.5</b>	<b>6.3</b>	<b>8.4</b>	<b>7.4</b>	<b>6.4</b>	<b>7.8</b>	<b>8.6</b>	<b>6.7</b>	<b>6.6</b>	<b>6.7</b>	<b>5.9</b>	<b>4.7</b>	<b>-2.5</b>	<b>0.2</b>	<b>Manufacture of communication equipment</b>
<b>3.5</b>	<b>3.8</b>	<b>5.4</b>	<b>12.5</b>	<b>12.6</b>	<b>4.2</b>	<b>2.2</b>	<b>3.5</b>	<b>3.9</b>	<b>0.8</b>	<b>0.6</b>	<b>0.9</b>	<b>-2.8</b>	<b>-2.1</b>	<b>-2.8</b>	<b>-5.2</b>	<b>-4.1</b>	<b>Manufacture of consumer electronics</b>
<b>3.3</b>	<b>3.0</b>	<b>5.0</b>	<b>6.4</b>	<b>7.3</b>	<b>8.0</b>	<b>8.3</b>	<b>8.0</b>	<b>8.2</b>	<b>7.4</b>	<b>9.2</b>	<b>8.5</b>	<b>8.6</b>	<b>9.5</b>	<b>7.5</b>	<b>4.4</b>	<b>0.3</b>	<b>Manufacture of measuring, testing, navigating and control equipment; watches and clocks</b>
																	<i>Manufacture of measuring, testing, navigating and control equipment</i>
																	<i>Manufacture of industrial process control equipment</i>
2.5	2.0	3.4	4.5	5.5	6.2	6.4	9.0	8.8	8.2	10.4	10.0	10.1	12.1	10.8	6.9	2.0	
5.8	6.7	10.7	13.2	13.8	14.6	15.3	4.9	6.0	4.9	5.1	3.4	3.6	0.9	-3.1	-3.6	-5.3	<i>Manufacture of watches and clocks and parts</i>
<b>-0.9</b>	<b>-0.6</b>	<b>-1.1</b>	<b>-2.1</b>	<b>-2.3</b>	<b>-1.8</b>	<b>-1.0</b>	<b>1.6</b>	<b>1.5</b>	<b>2.2</b>	<b>1.5</b>	<b>1.8</b>	<b>2.2</b>	<b>2.1</b>	<b>1.4</b>	<b>-7.8</b>	<b>-5.2</b>	<b>Manufacture of irradiation, electromedical and electrotherapeutic equipment</b>

Jadual Table **1.5b** : Bilangan Pekerja Bergaji Sektor Pembuatan Mengikut Kumpulan: Perubahan Peratusan Tahunan  
 : Number of Paid Employees of Manufacturing Sector by Group: Annual Percentage Change

Kod Kumpulan Group code	Keterangan Kumpulan/Tempoh	2021		2022				2023		2022	2023	2022		
		2021	2022	Q1	Q2	Q3	Q4	Q1	Q2	(Jan. - Ogo.)	(Jan. - Ogo.)	Jan.	Feb.	Mac
267 ( 26701 & 26702 ) & 268 (26800)	Pembuatan peralatan optikal, kelengkapan fotografi, media magnetik dan optikal	-8.8	-1.4	-11.2	-6.6	-4.2	-1.4	6.0	-1.4	-4.6	2.4	-13.3	-11.3	-11.2
271	Pembuatan motor elektrik, penjana, transformer dan perkakasan pengagihan dan pengawalan elektrik	6.7	2.8	4.0	4.0	4.6	2.8	3.2	2.4	5.9	1.6	5.0	4.5	4.0
27101	Pembuatan motor elektrik, penjana dan transformer	5.8	-2.3	0.6	1.2	-0.2	-2.3	-1.0	-2.1	0.3	1.8	1.8	1.0	0.6
27102	Pembuatan perkakasan pengagihan dan pengawalan elektrik	7.4	6.8	6.9	6.3	8.4	6.8	6.6	5.9	10.4	1.5	7.7	7.5	6.9
272/ 27200	Pembuatan bateri dan akumulator	-8.8	8.3	-5.3	-3.5	2.8	8.3	1.6	3.3	-6.7	3.4	-10.6	-4.6	-5.3
273	Pembuatan pendawaian dan peranti pendawaian	7.9	-0.4	9.8	9.4	5.3	-0.4	1.6	-3.2	8.6	-3.0	8.6	8.3	9.8
27310	Pembuatan kabel gentian optikal	-0.3	4.4	5.6	10.5	8.5	4.4	1.3	1.0	15.1	-6.0	0.6	0.2	5.6
27320	Pembuatan wayar dan kabel elektronik dan elektrik lain	7.2	1.2	9.1	10.1	5.6	1.2	3.2	-2.5	9.0	-2.1	7.9	7.7	9.1
27330	Pembuatan alatan pendawaian pembawa dan bukan pembawa arus untuk litar elektrik (tanpa mengira jenis bahan)	22.1	-23.7	22.6	0.9	0.3	-23.7	-17.8	-14.5	0.3	-12.8	22.7	21.9	22.6
274/ 27400	Pembuatan kelengkapan pencahayaan elektrik	-18.9	-1.0	-17.5	-12.3	-1.5	-1.0	-0.5	-6.2	-5.1	-2.1	-18.2	-17.3	-17.5
275/ 27500	Pembuatan perkakasan domestik	3.3	-3.1	2.1	3.6	1.4	-3.1	-1.2	1.2	4.1	1.8	3.4	3.2	2.1
279/ 27900	Pembuatan kelengkapan elektrik lain	0.5	3.1	3.5	6.5	4.1	3.1	1.9	-1.1	8.6	0.3	1.6	1.4	3.5
281 & 282	Pembuatan jentera kegunaan umum dan kegunaan khas	1.1	3.6	1.2	2.8	4.4	3.6	3.8	2.3	4.5	0.2	1.4	1.3	1.2
28120	Pembuatan alat-alat kuasa bendalir &	22.6	-1.0	24.1	23.6	19.4	-1.0	2.1	5.5	21.0	-2.2	23.1	23.6	24.1
28130	Pembuatan pam, pemampat, kepala paip dan injap lain													
28180	Pembuatan alatan tangan yang menggunakan kuasa dilengkapkan dengan motor elektrik atau bukan motor elektrik atau pneumatik	-5.1	-2.1	-4.2	-3.9	-4.1	-2.1	0.7	2.3	-4.2	1.2	-3.9	-4.3	-4.2
28220	Pembuatan jentera pembentukan logam dan alatan mesin													
28192	Pembuatan mesin penyaman udara, termasuk untuk kenderaan bermotor	-7.9	15.3	2.1	2.4	11.2	15.3	9.4	6.7	10.8	-6.8	1.1	1.6	2.1
28290	Pembuatan lain-lain mesin bertujuan khas t.t.t.l. Industri lain	-3.4	-2.8	0.1	0.1	-1.2	-2.8	-3.9	-1.2	-0.5	-10.5	-2.1	-0.6	0.1
291 ( 29101 & 29102 )	Pembuatan kenderaan bermotor	1.7	4.5	1.9	4.0	5.2	4.5	0.4	0.6	7.0	2.0	1.9	1.9	1.9
292/ 29200	Pembuatan kerangka (coachwork) untuk kenderaan bermotor; pembuatan treler dan semi treler	-1.1	12.8	2.5	5.2	7.7	12.8	13.5	10.2	5.9	23.7	-1.5	2.3	2.5
293/ 29300	Pembuatan alat ganti dan aksesori untuk kenderaan bermotor	0.9	2.1	2.2	3.4	2.9	2.1	1.9	0.8	3.8	-1.4	2.1	1.9	2.2
301 ( 30110 & 30120 )	Pembinaan kapal dan bot	-0.6	8.5	-0.5	7.5	5.6	8.5	7.2	8.4	10.6	8.5	-0.1	-0.7	-0.5
302, 303, 304 & 309	Pembuatan lokomotif keretapi, rolling stock, kapal angkasa dan udara, jentera berkaitan, kenderaan tempur ketenteraan, dan kelengkapan pengangkutan t.t.t.l.	1.5	2.6	1.0	4.7	4.9	2.6	-0.1	-1.1	5.3	-2.5	0.2	0.8	1.0
30910	Pembuatan motosikal	3.4	3.4	2.7	4.4	4.8	3.4	4.6	3.3	4.5	8.2	3.1	2.6	2.7
30920	Pembuatan basikal dan invalid carriages Industri lain	-7.1	7.5	-11.2	5.4	10.2	7.5	-5.5	-14.2	7.3	-43.7	-10.5	-11.0	-11.2
310	Pembuatan perabot	4.0	0.6	4.4	10.7	1.9	0.6	0.5	1.0	10.7	3.1	4.4	4.3	4.4
31001	Pembuatan perabot kayu dan rotan Industri lain	5.4	0.6	7.3	15.3	3.5	0.6	-0.3	0.1	16.0	3.5	7.6	7.1	7.3
321 ( 32110 & 32120 )	Pembuatan barang kemas, bijouterie dan artikel berkaitan	-4.2	3.3	-1.9	0.2	1.7	3.3	14.5	10.2	0.02	3.0	-4.6	-1.7	-1.9
322, 325 & 329	Pembuatan instrumen muzik, peralatan dan bekalan perubatan dan pergigian dan pembuatan lain t.t.t.l.	8.2	3.6	4.0	5.7	6.6	3.6	2.1	0.9	7.5	4.1	5.6	3.9	4.0
32901	Pembuatan alat tulis Industri lain	3.0	-2.2	1.2	2.9	4.4	-2.2	-1.2	-2.9	5.8	-0.5	2.0	4.3	1.2
323/ 32300	Pembuatan barangan sukan	13.0	2.1	-1.4	1.6	4.5	2.1	-1.1	-0.9	3.9	-17.6	2.1	-1.4	-1.4
324/ 32400	Pembuatan permainan dan mainan	0.5	8.2	1.1	7.3	13.3	8.2	2.3	-0.8	13.2	-6.2	-1.2	3.3	1.1
331 & 332	Pembaikan pemasangan produk logam, jentera, kelengkapan dan pemasangan jentera perindustrian dan kelengkapan	3.7	2.1	4.3	7.5	2.1	2.1	1.7	1.3	4.0	4.3	2.6	1.7	4.3
33150	Pembaikan dan penyelenggaraan kelengkapan pengangkutan kecuali motosikal dan basikal Industri lain	-7.3	4.5	-4.2	1.4	0.2	4.5	9.2	8.9	-0.02	12.0	-7.2	-6.9	-4.2
	Jumlah Pembuatan	2.7	3.4	2.4	3.7	3.8	3.4	2.8	2.1	4.3	2.0	2.2	2.1	2.4



2023																Group Description/Period	
Apr.	Mei	Jun	Jul.	Ogo.	Sep.	Okt.	Nov.	Dis.	Jan.	Feb.	Mac	Apr.	Mei	Jun	Jul.		Ogo.
-8.0	-8.9	-6.6	-6.0	-4.6	-4.2	-4.0	-2.4	-1.4	7.5	5.0	6.0	0.5	1.6	-1.4	-1.0	2.4	<b>Manufacture of optical instruments, photographic equipment, magnetic and optical media</b>
3.6	3.6	4.0	5.8	5.9	4.6	4.5	4.2	2.8	2.7	2.6	3.2	3.1	2.5	2.4	2.4	1.6	<b>Manufacture of electric motors, generators, transformers and electricity distribution and control apparatus</b>
0.5	1.8	1.2	0.4	0.3	-0.2	-0.4	-1.0	-2.3	-1.3	-1.3	-1.0	-1.1	-1.9	-2.1	-0.7	1.8	Manufacture of electric motors, generators and transformers
6.1	5.1	6.3	10.3	10.4	8.4	8.3	8.4	6.8	5.8	5.7	6.6	6.4	6.0	5.9	4.8	1.5	Manufacture of electricity distribution and control apparatus
-5.9	-10.0	-3.5	-3.6	-6.7	2.8	4.3	6.7	8.3	8.2	1.4	1.6	1.8	5.9	3.3	4.1	3.4	<b>Manufacture of batteries and accumulators</b>
11.4	11.5	9.4	8.4	8.6	5.3	3.8	3.9	-0.4	-0.6	2.7	1.6	1.7	-3.0	-3.2	-2.6	-3.0	<b>Manufacture of wiring and wiring devices</b>
8.6	9.6	10.5	12.7	15.1	8.5	8.2	8.0	4.4	5.9	6.3	1.3	1.6	1.3	1.0	-3.9	-6.0	Manufacture of fibre optic cables
10.8	11.1	10.1	8.9	9.0	5.6	4.0	4.1	1.2	0.6	4.3	3.2	3.1	-2.3	-2.5	-1.3	-2.1	Manufacture of other electronic and electric wires and cables
21.5	18.4	0.9	0.9	0.3	0.3	-1.0	-0.9	-23.7	-18.6	-18.6	-17.8	-15.2	-14.1	-14.5	-17.8	-12.8	Manufacture of current-carrying and non current-carrying wiring devices for electrical circuits regardless of material
-16.1	-15.2	-12.3	-6.7	-5.1	-1.5	-1.3	-2.3	-1.0	-2.8	-4.8	-0.5	-3.4	-4.6	-6.2	-6.8	-2.1	<b>Manufacture of electric lighting equipment</b>
1.9	2.6	3.6	3.2	4.1	1.4	1.6	-3.2	-3.1	-3.2	-2.4	-1.2	-1.3	2.3	1.2	1.2	1.8	<b>Manufacture of domestic appliances</b>
3.3	3.9	6.5	6.8	8.6	4.1	5.3	3.0	3.1	3.6	3.8	1.9	1.1	0.1	-1.1	-0.6	0.3	<b>Manufacture of other electrical equipment</b>
2.0	2.5	2.8	4.4	4.5	4.4	5.0	3.2	3.6	3.4	3.2	3.8	2.7	2.0	2.3	0.4	0.2	<b>Manufacture of general-purpose and special-purpose machinery</b>
21.8	21.3	23.6	22.0	21.0	19.4	21.7	-2.3	-1.0	3.3	3.5	2.1	2.6	3.3	5.5	4.1	-2.2	Manufacture of fluid power equipment
-5.2	-4.4	-3.9	-4.4	-4.2	-4.1	-4.5	-2.0	-2.1	-2.0	-1.9	0.7	0.6	-0.1	2.3	2.5	1.2	Manufacture of other pumps, compressors, taps and valves
1.3	2.6	2.4	10.4	10.8	11.2	14.0	14.1	15.3	11.6	11.7	9.4	9.8	7.0	6.7	-5.4	-6.8	Manufacture of power-driven hand tools with self-contained electric or non-electric motor or pneumatic drives
-0.9	-1.8	0.1	-0.1	-0.5	-1.2	-1.6	-3.1	-2.8	-3.4	-3.3	-3.9	-3.2	-2.0	-1.2	-0.6	-10.5	Manufacture of metal-forming machinery and machine tools
4.0	4.6	4.3	6.4	6.7	6.6	7.4	6.1	6.3	5.9	5.4	6.1	3.7	2.8	1.7	0.1	3.9	Manufacture of air-conditioning machines, including for motor vehicles
0.6	-0.1	4.0	7.0	7.0	5.2	4.6	4.5	4.5	4.0	0.7	0.4	1.7	4.1	0.6	1.0	2.0	Manufacture of other special-purpose machinery
2.6	1.8	5.2	4.8	5.9	7.7	7.4	7.1	12.8	13.0	13.6	13.5	11.4	11.7	10.2	12.6	23.7	Other industry
2.3	2.9	3.4	3.6	3.8	2.9	2.3	2.2	2.1	1.5	1.7	1.9	1.3	1.4	0.8	1.3	-1.4	<b>Manufacture of motor vehicles</b>
3.9	4.0	7.5	10.4	10.6	5.6	7.4	7.2	8.5	9.6	10.1	7.2	7.5	8.6	8.4	8.1	8.5	<b>Manufacture of bodies (coachwork) for motor vehicles; manufacture of trailers and semi-trailers</b>
3.6	3.8	4.7	4.7	5.3	4.9	2.7	2.3	2.6	0.7	-0.2	-0.1	-0.6	-0.6	-1.1	0.2	-2.5	<b>Manufacture of parts and accessories for motor vehicles</b>
4.3	3.6	4.4	3.4	4.5	4.8	2.1	2.5	3.4	3.7	3.8	4.6	4.1	3.0	3.3	11.6	8.2	<b>Building of ships and boats</b>
-1.3	2.1	5.4	6.7	7.3	10.2	10.3	9.3	7.5	-2.7	-4.4	-5.5	-6.7	-10.5	-14.2	-26.1	-43.7	<b>Manufacture of railway locomotives, rolling stock, air and spacecraft, related machinery, military fighting vehicles and transport equipment n.e.c.</b>
4.3	4.3	4.8	5.2	5.5	3.8	1.4	0.6	0.8	-1.0	-2.4	-2.6	-2.9	-0.9	-1.4	-2.3	-1.1	Manufacture of motorcycles
4.6	4.2	10.7	10.8	10.7	1.9	2.3	0.4	0.6	0.8	0.7	0.5	0.4	1.3	1.0	2.5	3.1	Manufacture of bicycles and invalid carriages
7.5	7.1	15.3	15.8	16.0	3.5	3.6	1.5	0.6	0.03	0.05	-0.3	-0.2	0.6	0.1	2.1	3.5	Other industry
-4.0	-4.4	-2.6	-3.2	-4.1	-3.2	-1.8	-3.2	0.5	3.6	2.7	3.1	2.4	3.8	3.9	3.7	1.7	<b>Manufacture of furniture</b>
0.0	0.7	0.2	0.2	0.02	1.7	2.2	2.6	3.3	8.6	9.1	14.5	11.2	11.8	10.2	4.0	3.0	Manufacture of wooden and cane furniture
3.7	4.3	5.7	7.4	7.5	6.6	5.4	3.8	3.6	2.9	2.3	2.1	0.8	1.1	0.9	4.0	4.1	Other industry
2.1	2.9	2.9	5.1	5.8	4.4	1.8	-2.4	-2.2	-1.2	-3.6	-1.2	-2.0	-2.0	-2.9	-3.6	-0.5	<b>Manufacture of jewellery, bijouterie and related articles</b>
4.2	4.7	6.6	8.1	8.0	7.2	6.5	5.7	5.4	4.2	4.2	3.1	1.6	2.0	2.0	6.3	5.4	<b>Manufacture of musical instruments, medical and dental instruments and supplies and other manufacturing n.e.c.</b>
0.8	1.5	1.6	2.0	3.9	4.5	5.3	0.6	2.1	-1.7	-2.3	-1.1	-1.9	-2.2	-0.9	-1.3	-17.6	Manufacture of stationery
0.6	4.1	7.3	13.1	13.2	13.3	12.7	12.3	8.2	5.7	2.4	2.3	3.9	2.4	-0.8	-14.4	-6.2	Other industry
5.0	5.8	7.5	6.1	4.0	2.1	1.8	0.6	2.1	2.2	2.4	1.7	1.4	1.6	1.3	3.0	4.3	<b>Manufacture of sports goods</b>
-3.4	-3.9	1.4	0.3	-0.02	0.2	0.8	-0.5	4.5	9.9	11.8	9.2	10.5	8.6	8.9	9.5	12.0	<b>Manufacture of games and toys</b>
6.7	7.7	8.7	7.2	4.8	2.5	2.0	0.8	1.6	0.7	0.6	0.3	-0.3	0.3	-0.1	1.8	2.8	<b>Repair of fabricated metal products, machinery and equipment and installation of industrial machinery and equipment</b>
2.5	2.7	3.7	4.1	4.3	3.8	3.6	3.3	3.4	3.0	3.3	2.8	2.5	2.6	2.1	1.7	2.0	<b>Repair and maintenance of transport equipment except motorcycles and bicycles</b>
																	Other industry
2.5	2.7	3.7	4.1	4.3	3.8	3.6	3.3	3.4	3.0	3.3	2.8	2.5	2.6	2.1	1.7	2.0	<b>Total Manufacturing</b>

Kod Kumpulan Group code	Keterangan Kumpulan/Tempoh	2022				2023		2022				
		Q1	Q2	Q3	Q4	Q1	Q2	Jan.	Feb.	Mac	Apr.	Mei
101	Pemprosesan dan pengawetan daging	0.6	0.2	3.1	1.0	1.8	3.3	3.7	-0.6	-2.4	0.0	0.5
102	Pemprosesan dan pengawetan ikan, krustasea dan moluska	0.1	2.6	1.2	1.2	3.8	-0.3	2.5	-1.8	-0.5	1.1	-0.2
	10201 Pengetinan ikan, krustasea dan moluska &											
	10202 Pemprosesan dan pengawetan ikan, krustasea dan moluska	0.8	2.0	1.3	2.1	3.8	-1.0	3.1	-1.7	-0.5	1.3	-0.5
	Industri lain	-3.4	5.6	0.8	-3.1	3.5	3.5	-0.6	-1.9	-0.9	-0.5	1.2
103	Pemprosesan dan pengawetan buah-buahan dan sayur - sayuran	1.3	-0.9	-1.4	-1.1	5.8	2.8	4.8	-0.9	-2.4	-0.5	-0.1
	10303 Pengetinan nanas &											
	10304 Pembuatan jem, marmalad dan sajian jeli	-11.9	9.4	-0.1	16.8	-8.3	-1.5	-4.3	-1.0	-7.1	6.3	-1.0
	Industri lain	2.0	-1.4	-1.5	-2.1	6.7	3.1	5.3	-0.9	-2.2	-0.9	-0.1
104	Pembuatan minyak dan lemak daripada sayuran dan haiwan	0.5	0.2	2.6	2.5	1.4	0.3	0.2	0.7	-0.3	-0.2	0.2
	10404 Pembuatan minyak sayuran mentah dan bertapis &											
	10406 Pembuatan sebatian lemak masakan	-2.1	1.9	0.4	5.6	1.8	0.4	-1.5	0.3	-1.0	0.1	1.6
	10405 Pembuatan minyak kelapa	1.9	2.2	0.6	0.1	0.6	0.0	0.7	0.6	0.6	2.2	0.0
	Industri lain	0.6	0.1	2.8	2.4	1.4	0.3	0.3	0.7	-0.3	-0.3	0.1
105	Pembuatan produk tenusu	-1.1	2.0	-0.9	1.1	0.3	-0.6	-1.4	-0.3	0.6	0.6	0.4
	10502 Pembuatan susu pekat, tepung dan sejat	-2.3	1.0	-1.2	1.5	0.04	-1.2	-2.2	-0.4	0.2	0.4	0.1
	Industri lain	2.5	4.7	0.1	-0.03	1.1	0.8	0.8	0.2	1.5	1.0	1.1
106	Pembuatan produk bijian, kanji dan produk berkanji	0.6	-0.7	2.4	1.3	1.3	-0.7	0.6	0.0	-0.1	0.5	-1.3
	10611 Pengilangan beras	3.0	-0.6	5.6	1.3	2.1	-2.2	2.2	0.8	0.0	0.8	-1.0
	10613 Pengilangan tepung	-0.4	-0.6	-0.3	1.9	1.8	0.7	0.1	-0.6	0.1	0.1	-1.2
	Industri lain	-6.1	-1.7	-0.5	-1.4	-6.1	0.2	-4.4	-0.4	-1.4	1.0	-2.5
107	Pembuatan produk makanan lain	3.0	-0.3	1.0	1.8	2.0	0.8	2.3	-0.2	0.8	-0.8	-0.1
	10711 Pembuatan biskut dan cookies	0.7	0.5	0.6	-0.8	1.8	-1.0	0.7	0.1	-0.2	-0.2	-0.8
	10712 Pembuatan roti, kek dan produk bakeri lain	-3.2	0.4	2.0	4.4	1.7	1.3	1.0	-3.7	-0.5	1.4	-0.4
	10713 Pembuatan produk snek	-0.2	1.5	-0.1	3.7	0.1	1.2	0.5	-0.5	-0.1	0.4	-0.3
	10721 Pembuatan gula	0.2	-1.8	0.9	-0.5	0.9	1.3	-0.2	0.4	0.0	-1.5	0.8
	10731 Pembuatan produk koko	0.1	0.3	2.5	-3.3	-1.6	3.6	0.5	0.4	-0.9	0.3	0.3
	10732 Pembuatan coklat dan produk coklat &											
	10733 Pembuatan konfeksi gula	-1.2	1.9	2.1	-4.8	0.8	0.4	-2.2	0.1	0.9	-0.6	-0.4
	10793 Pembuatan sos dan bahan perasa	8.0	1.4	-1.5	7.0	2.9	0.2	3.2	3.2	1.4	-1.7	2.8
	10799 Pembuatan produk makanan lain t.t.t.l.	22.4	-7.0	2.1	-4.6	2.3	4.4	10.5	3.6	6.9	-6.6	0.1
	Industri lain	2.3	0.6	0.6	3.6	2.9	-0.5	2.5	0.1	-0.3	0.0	-0.4
108/ 10800	Pembuatan makanan haiwan tersedia	-0.5	4.4	-0.2	0.9	0.2	-2.7	0.5	-0.7	-0.3	3.8	0.7
110	Pembuatan minuman ringan	2.2	-0.4	-0.6	1.4	2.4	0.6	1.0	1.1	0.1	1.1	-0.6
	11041 Pembuatan minuman ringan	2.5	0.0	-0.5	1.0	1.2	1.0	-0.1	2.3	0.4	1.1	-0.1
	11042 Pengeluaran air mineral semulajadi dan minuman lain yang dibotolkan	0.1	-0.5	-2.2	0.8	7.0	-0.6	0.8	-2.2	1.6	-0.3	-0.5
	Industri lain	5.2	-1.9	2.0	5.1	0.03	0.9	8.5	1.5	-4.4	4.0	-3.4
120/ 12000	Pembuatan produk tembakau	17.9	-17.2	2.4	2.8	17.5	-13.4	7.5	11.1	-1.3	-17.5	-0.1
131	Pemintalan, penenunan dan penyiapan tekstil	-0.6	-2.8	1.9	-0.2	1.7	-0.5	-1.2	-0.1	0.6	-1.3	-0.3
	13110 Penyediaan dan pemintalan gentian tekstil &											
	13120 Penenunan tekstil	-2.5	-3.5	0.8	1.7	2.4	-0.7	-2.2	0.3	-0.6	-1.6	-0.9
	13132 Pewarnaan, pelunturan, percetakan dan penyiapan akhir benang dan fabrik	2.8	-0.5	4.2	-3.3	-1.9	0.3	-0.2	-1.0	4.1	-0.7	0.5
	Industri lain	9.4	-6.4	3.4	-10.2	19.4	-3.5	13.4	0.2	-3.7	-2.6	4.7
139	Pembuatan tekstil lain	-0.5	3.1	-0.1	0.02	0.2	2.2	0.2	-0.6	-0.1	0.8	2.0
	13910 Pembuatan fabrik dikait dan dikrusye	0.0	1.0	-0.1	-2.8	-3.0	0.7	0.7	-0.1	-0.5	-0.1	1.4
	Industri lain	-0.9	4.5	-0.05	1.9	2.2	3.2	-0.1	-0.9	0.2	1.4	2.5
141	Pembuatan pakaian, kecuali pakaian berbulu	1.5	-1.1	-1.8	4.1	0.7	0.2	0.4	1.0	0.1	-0.7	0.7
	14102 Pembuatan pakaian	0.3	0.1	-1.8	4.4	0.6	-0.3	-1.2	1.2	0.3	-0.7	1.2
	Industri lain	4.9	-4.1	-1.8	3.2	1.0	1.6	4.8	0.5	-0.4	-0.8	-0.5
142 & 143	Pembuatan artikel daripada kulit bulu dan pakaian yang dikait dan dikrusye	4.0	1.0	-2.0	-0.3	8.1	-0.2	2.8	0.1	1.0	1.1	0.0
151 (15110 & 15120)	Penyamakan dan pembersihan kulit, pembuatan bagasi, beg tangan, pelana dan abah-abah pembersihan dan pewarnaan bulu	-1.0	-5.8	2.3	0.2	3.2	-4.7	-0.4	0.4	-1.0	-1.2	-1.0
152	Pembuatan kasut	2.8	3.5	0.9	1.3	3.9	1.3	3.8	2.7	-3.6	0.7	1.8
	15201 Pembuatan kasut kulit &											
	15203 Pembuatan kasut getah	3.0	3.4	1.1	2.4	0.3	-2.5	5.4	1.6	-3.8	-0.2	1.6
	Industri lain	2.6	3.8	0.6	-0.1	8.4	5.8	1.9	4.1	-3.4	1.9	2.0
161/ 16100	Pengilangan dan pengetaman kayu	0.3	-1.7	1.3	-1.8	0.5	-2.4	1.2	-0.4	-0.5	0.1	0.4



2023															Group Description/Period
Jun	Jul.	Ogo.	Sep.	Okt.	Nov.	Dis.	Jan.	Feb.	Mac	Apr.	Mei	Jun	Jul.	Ogo.	
-0.3	-1.3	0.4	4.0	0.0	0.9	0.1	2.9	-0.3	-0.8	3.4	0.2	-0.4	-1.6	0.4	<b>Processing and preserving of meat</b>
1.7	0.8	0.2	0.2	0.0	0.3	0.9	1.7	2.6	-0.6	-0.5	0.2	-0.05	0.5	-1.6	<b>Processing and preserving of fish, crustaceans and molluscs</b>
															<i>Canning of fish, crustaceans and molluscs</i>
1.1	0.7	0.3	0.2	0.4	0.3	1.4	1.7	2.7	-0.6	-0.7	0.3	-0.5	1.5	-3.2	<i>Processing, curing and preserving of fish, crustacean and molluscs</i>
4.9	0.9	-0.3	0.2	-1.7	-0.1	-1.3	2.0	2.0	-0.5	0.8	0.02	2.7	-5.1	7.7	<i>Other industry</i>
-0.3	1.5	-3.2	0.3	-0.6	-0.5	-0.03	3.5	2.3	-0.2	0.5	2.8	-0.4	-1.0	-4.7	<b>Processing and preserving of fruits and vegetable</b>
															<i>Pineapple canning</i>
4.0	-0.4	-1.1	1.4	-0.7	0.1	17.6	-8.9	0.4	0.2	-0.4	0.6	-1.6	3.3	-2.4	<i>Manufacture of jams, marmalades and table jellies</i>
-0.5	1.6	-3.3	0.3	-0.6	-0.5	-1.0	4.3	2.5	-0.2	0.6	2.9	-0.4	-1.2	-4.9	<i>Other industry</i>
0.3	1.1	0.3	1.2	0.2	1.6	0.6	0.7	0.9	-0.2	-0.6	0.3	0.5	1.1	0.7	<b>Manufacture of vegetable and animal oils and fats</b>
															<i>Manufacture of crude and refined vegetable oil</i>
0.3	0.8	-0.6	0.2	-0.1	5.8	-0.2	0.9	0.2	0.7	-0.6	0.4	0.6	0.5	6.3	<i>Manufacture of compound cooking fats</i>
0.0	0.1	-0.1	0.6	0.0	-0.1	0.2	0.3	0.0	0.3	-0.1	0.1	0.0	-0.6	1.6	<i>Manufacture of coconut oil</i>
0.3	1.1	0.4	1.3	0.3	1.4	0.7	0.7	1.0	-0.2	-0.6	0.3	0.5	1.2	0.4	<i>Other industry</i>
1.0	-0.2	-0.8	0.2	0.4	0.4	0.3	0.5	-0.2	0.03	0.5	-1.4	0.2	0.6	1.2	<b>Manufacture of dairy products</b>
															<i>Manufacture of condensed, powdered and evaporated milk</i>
0.5	-0.5	-0.9	0.2	0.0	1.3	0.2	0.4	-0.2	-0.2	1.6	-2.6	-0.2	0.8	1.1	
2.5	0.5	-0.6	0.2	1.5	-1.9	0.4	0.7	-0.1	0.6	-2.3	2.0	1.2	0.2	1.6	<i>Other industry</i>
0.1	0.2	0.3	2.0	-0.6	1.3	0.7	0.5	1.5	-0.7	-1.0	0.5	-0.2	-0.2	-1.9	<b>Manufacture of grain mill products, starches and starch products</b>
-0.4	0.3	1.8	3.4	-0.4	0.6	1.2	0.9	1.9	-0.7	-1.8	0.6	-0.9	-0.4	-3.0	<i>Rice milling</i>
0.6	0.6	-1.1	0.2	-0.5	2.4	0.0	0.1	2.3	-0.5	-0.3	0.4	0.6	-0.2	-0.5	<i>Flour milling</i>
-0.2	-2.5	-1.1	3.3	-2.1	-0.6	1.3	0.3	-4.6	-1.8	0.2	0.7	-0.6	1.4	-3.3	<i>Other industry</i>
0.5	0.1	0.5	0.4	0.5	0.3	1.0	1.8	0.6	-0.4	0.9	0.2	-0.3	1.0	2.1	<b>Manufacture of other food products</b>
1.6	0.7	0.0	-0.1	-0.9	0.6	-0.5	2.3	1.5	-2.0	-0.5	-0.1	-0.4	0.3	0.5	<i>Manufacture of biscuits and cookies</i>
-0.6	0.7	0.7	0.6	1.9	0.9	1.5	0.9	0.3	0.5	1.5	-0.4	0.2	3.4	-1.1	<i>Manufacture of bread, cakes and other bakery products</i>
1.5	0.3	-0.6	0.1	1.1	0.2	2.4	0.2	0.4	-0.4	0.5	0.8	-0.1	-1.2	2.6	<i>Manufacture of snack products</i>
-1.2	-0.1	1.3	-0.3	-0.4	-2.0	2.0	0.2	0.0	0.8	0.6	1.1	-0.4	0.1	4.3	<i>Manufacture of sugar</i>
-0.3	0.8	1.2	0.4	-3.6	-0.6	0.9	0.1	1.1	-2.7	-0.1	2.9	0.8	0.1	-0.5	<i>Manufacture of cocoa products</i>
															<i>Manufacture of chocolate and chocolate products</i>
2.9	0.4	1.5	0.2	0.2	-4.9	-0.1	3.3	-1.9	-0.5	0.8	-0.1	-0.3	1.7	5.2	<i>Manufacture of sugar confectionery</i>
0.4	-1.1	0.3	-0.7	0.4	5.1	1.5	2.0	0.1	0.8	0.4	-0.6	0.4	-0.8	5.9	<i>Manufacture of sauces and condiments</i>
-0.6	0.1	0.0	2.0	0.1	-4.6	-0.1	3.3	-0.6	-0.4	4.7	1.3	-1.6	2.1	8.8	<i>Manufacture of other food products n.e.c.</i>
1.0	-0.3	0.7	0.2	0.2	1.8	1.5	1.8	1.8	-0.7	-0.2	0.3	-0.6	-0.1	0.8	<i>Other industry</i>
-0.1	-0.2	0.1	-0.1	0.3	0.4	0.2	0.2	0.4	-0.4	-3.1	0.04	0.4	-1.0	-3.8	<b>Manufacture of prepared animal feeds</b>
-0.9	-0.3	-0.4	0.1	-0.2	-0.4	2.0	1.3	0.8	0.3	0.4	0.2	-0.1	0.5	-2.4	<b>Manufacture of beverages</b>
-1.0	0.2	-0.7	0.1	-0.1	-0.6	1.7	-0.05	0.9	0.3	0.6	0.1	0.2	0.5	-3.1	<i>Manufacture of soft drinks</i>
0.3	-0.9	-1.3	0.1	0.0	0.5	0.3	5.6	0.1	1.3	-0.01	0.3	-0.9	0.4	-2.2	<i>Production of natural mineral waters and other bottled waters</i>
-2.3	-1.4	3.3	0.2	-1.5	-1.0	7.7	-0.2	1.8	-1.6	0.4	0.3	0.2	0.5	1.0	<i>Other industry</i>
0.5	-0.5	-4.8	8.1	0.3	0.6	1.8	5.2	11.4	0.3	-12.0	-0.6	-1.0	-2.2	-4.9	<b>Manufacture of tobacco products</b>
-1.2	-0.5	1.0	1.5	0.4	-0.6	-0.03	1.1	-0.7	1.3	-0.5	1.1	-1.1	-1.4	2.7	<b>Spinning, weaving and finishing of textiles</b>
															<i>Preparation and spinning of textile fibres</i>
-1.2	-0.5	1.0	0.3	0.9	1.5	-0.7	1.2	-1.0	2.2	-0.2	0.3	-0.8	0.5	2.6	<i>Weaving of textiles</i>
-0.3	-0.5	0.7	4.1	-0.1	-4.6	1.5	-0.3	-0.8	-0.8	-0.4	2.3	-1.6	-5.8	2.7	<i>Dyeing, bleaching, printing and finishing of yarns and fabrics</i>
-8.3	-0.3	2.0	1.7	-3.0	-8.0	0.7	11.4	4.0	3.1	-5.3	5.1	-3.1	-1.8	4.4	<i>Other industry</i>
0.2	-0.6	0.1	0.4	-0.6	1.3	-0.7	0.6	-1.0	0.6	1.2	1.3	-0.2	-0.4	0.4	<b>Manufacture of other textiles</b>
-0.3	-0.4	-0.1	0.5	-2.3	0.4	-0.9	-0.3	-0.3	-2.4	1.3	0.1	-0.7	-0.9	0.6	<i>Manufacture of knitted and crocheted fabrics</i>
0.6	-0.7	0.3	0.4	0.6	1.8	-0.5	1.1	-1.4	2.5	1.1	2.0	0.1	-0.04	0.3	<i>Other industry</i>
-1.1	-1.2	-0.7	0.1	-1.0	4.5	0.7	0.6	-0.1	0.2	0.2	0.5	-0.4	-1.3	-1.6	<b>Manufacture of wearing apparel, except fur</b>
-0.4	-1.3	-0.8	0.3	-1.2	4.4	1.1	1.1	-0.9	0.4	-0.2	0.6	-0.7	-1.4	-1.9	<i>Manufacture of clothings</i>
-2.8	-0.8	-0.4	-0.6	-0.7	4.6	-0.6	-0.7	2.0	-0.2	1.3	0.0	0.3	-0.8	-0.7	<i>Other industry</i>
															<b>Manufacture of articles of fur, knitted and crocheted apparel</b>
															<i>Tanning and dressing of leather; manufacture of luggage, handbags, saddlery and harness; dressing and dyeing of fur</i>
-3.7	-1.2	2.2	1.3	0.0	-0.7	0.9	1.7	1.4	0.2	-2.9	0.3	-2.2	-1.3	1.4	
1.0	-1.0	0.7	1.2	0.5	0.8	-0.1	3.1	2.4	-1.6	-0.3	1.1	0.5	-0.6	-1.7	<b>Manufacture of footwear</b>
															<i>Manufacture of leather footwear</i>
2.0	-0.5	0.8	0.8	1.4	1.2	-0.2	3.9	-1.4	-2.1	-1.8	-0.7	0.1	-0.6	-0.03	<i>Manufacture of rubber footwear</i>
-0.2	-1.7	0.6	1.7	-0.6	0.3	0.1	2.0	7.3	-1.0	1.5	3.3	0.9	-0.5	-3.4	<i>Other industry</i>
-2.1	0.2	0.6	0.5	-0.4	0.5	-1.8	2.5	-0.04	-1.9	-1.9	1.6	-2.0	-1.0	1.7	<b>Sawmilling and planning of wood</b>

Jadual Table **1.5c** : Bilangan Pekerja Bergaji Sektor Pembuatan Mengikut Kumpulan: Perubahan Peratusan Bulanan/Suku Tahunan  
 : Number of Paid Employees of Manufacturing Sector by Group: Monthly/Quarterly Percentage Change

Kod Kumpulan Group code	Keterangan Kumpulan/Tempoh	2022				2023		2022				
		Q1	Q2	Q3	Q4	Q1	Q2	Jan.	Feb.	Mac	Apr.	Mei
<b>162</b>	<b>Pembuatan produk daripada kayu, gabus, jerami dan bahan jalinan lain</b>	<b>-3.1</b>	<b>2.0</b>	<b>0.8</b>	<b>1.9</b>	<b>-1.8</b>	<b>0.5</b>	<b>0.1</b>	<b>-0.5</b>	<b>-2.8</b>	<b>-0.8</b>	<b>3.9</b>
16211	Pembuatan kepingan venier dan papan lapis	-3.4	1.8	1.8	1.5	-2.6	0.5	-1.7	-0.9	-0.8	-1.1	4.8
16212	Pembuatan papan partikel dan papan gentian	1.8	-0.3	-2.6	-3.9	-1.2	3.4	1.9	0.5	-0.5	-0.7	0.6
16221	Pertukangan kayu untuk jurubina	-10.9	2.3	-1.7	7.8	-1.7	0.03	0.1	0.3	-11.2	-1.2	3.4
	Industri lain	2.2	3.5	1.8	1.4	0.2	-0.9	4.8	-0.3	-2.1	0.2	3.4
<b>170</b>	<b>Pembuatan kertas dan produk kertas</b>	<b>1.4</b>	<b>-0.6</b>	<b>1.8</b>	<b>1.8</b>	<b>1.1</b>	<b>-2.8</b>	<b>0.7</b>	<b>0.8</b>	<b>-0.1</b>	<b>-1.0</b>	<b>0.2</b>
17010	Pembuatan pulpa, kertas dan kertas tebal	-0.9	0.4	1.1	4.6	0.8	-9.2	0.2	-1.1	-0.1	0.1	0.0
17020	Pembuatan kertas gelugur dan kertas tebal dan bekas daripada kertas dan kertas tebal	1.5	-0.5	3.3	2.4	0.1	-2.2	-0.1	1.6	0.1	-1.4	0.5
17091	Pembuatan sampul surat dan kad surat	0.9	1.5	2.1	-4.7	5.7	-1.1	2.9	-1.0	-1.0	-2.2	3.3
17092	Pembuatan kertas kegunaan rumah dan pembersih peribadi	-0.6	-2.1	1.8	-0.5	-0.9	-1.9	0.7	-0.7	-0.6	-0.6	-1.2
17093	Pembuatan kertas bergam atau pelekat yang berjalur atau bergulung dan label dan kertas dinding	4.4	-0.6	-1.9	2.2	4.8	-0.6	0.6	4.1	-0.2	-1.1	1.6
	Industri lain	4.4	-0.9	1.8	0.6	3.4	-0.4	4.1	-0.5	0.8	-0.9	-0.3
<b>181 &amp; 182</b>	<b>Percetakan, aktiviti perkhidmatan berkaitan percetakan dan penerbitan semula media rakaman</b>	<b>0.3</b>	<b>-2.6</b>	<b>-0.7</b>	<b>7.1</b>	<b>0.3</b>	<b>-1.9</b>	<b>0.1</b>	<b>-0.2</b>	<b>0.5</b>	<b>-3.3</b>	<b>0.6</b>
18110	Percetakan	0.5	-2.2	-0.7	7.2	0.3	-1.2	0.1	-0.3	0.7	-3.3	0.8
18120	Aktiviti perkhidmatan berkaitan percetakan &	-0.4	-4.4	-0.6	6.8	0.1	-5.1	0.1	-0.1	-0.4	-3.6	-0.6
18200	Penerbitan semula media rakaman											
<b>192 (19201 &amp; 19202)</b>	<b>Pembuatan produk petroleum bertapis</b>	<b>3.7</b>	<b>-2.6</b>	<b>2.3</b>	<b>0.9</b>	<b>3.8</b>	<b>-1.8</b>	<b>-0.3</b>	<b>1.5</b>	<b>2.5</b>	<b>-2.8</b>	<b>0.3</b>
<b>201</b>	<b>Pembuatan kimia asas, baja dan sebatian nitrogen, plastik dan getah sintetik dalam bentuk primer</b>	<b>2.3</b>	<b>-1.5</b>	<b>-0.1</b>	<b>1.1</b>	<b>4.0</b>	<b>-2.0</b>	<b>0.6</b>	<b>0.8</b>	<b>0.9</b>	<b>-1.9</b>	<b>0.3</b>
20111	Pembuatan gas perindustrian atau perubatan bukan organik dalam bentuk cecair atau mampat	1.5	1.2	-0.3	3.1	8.8	-2.5	2.8	-1.2	-0.1	0.0	0.2
20112	Pembuatan kimia organik asas &	1.9	-0.7	1.5	5.7	2.7	-2.3	0.1	0.4	1.4	-0.7	0.1
20113	Pembuatan sebatian bukan organik											
20121	Pembuatan baja &	4.7	-8.5	-0.6	-11.9	9.2	-4.4	1.2	3.7	-0.3	-8.9	0.4
20129	Pembuatan produk campuran nitrogen											
20131	Pembuatan plastik dalam bentuk primer	1.1	-0.6	-1.7	2.4	0.1	0.2	-0.6	0.1	1.7	-0.3	-0.4
	Industri lain	4.3	7.9	-1.3	1.8	5.3	-0.1	2.5	1.2	0.6	4.3	4.5
<b>202 &amp; 203</b>	<b>Pembuatan produk kimia lain dan serat buatan manusia</b>	<b>4.5</b>	<b>-3.0</b>	<b>-0.8</b>	<b>3.7</b>	<b>1.3</b>	<b>-4.0</b>	<b>0.7</b>	<b>-1.1</b>	<b>4.9</b>	<b>-3.8</b>	<b>1.2</b>
20210	Pembuatan racun perosak dan produk agrokimia lain	-2.0	-1.4	-1.6	4.8	5.8	-2.6	0.6	-2.8	0.3	-0.8	-0.6
20221	Pembuatan cat, varnis dan penyadur dan mastik	18.4	-17.4	-1.2	3.2	5.5	-3.2	3.7	-3.3	18.0	-16.7	-0.6
20222	Pembuatan dakwat cetak	17.3	-2.0	0.2	-0.01	5.4	0.3	0.2	-0.2	17.3	-0.7	0.3
20231	Pembuatan sabun dan bahan pencuci, penyediaan & membersihkan dan mengilat	-0.6	0.9	1.3	4.1	-1.8	-8.2	0.0	-0.8	0.2	-2.4	3.9
20232	Pembuatan pewangi dan penyediaan dandanan diri											
20291	Pembuatan plat fotografi, filem, sensitized paper dan other sensitized unexposed materials &											
20292	Pembuatan dakwat menulis dan melukis &	0.3	1.6	-3.6	5.3	0.3	-0.8	-0.1	0.1	0.3	1.5	-0.5
20299	Pembuatan produk kimia lain t.t.t.l. & Industri lain	3.3	-1.8	0.1	-12.8	12.0	-3.9	2.2	0.8	0.3	-0.9	0.0
<b>210</b>	<b>Pembuatan produk farmaseutikal, kimia perubatan dan botani</b>	<b>-1.2</b>	<b>12.9</b>	<b>3.0</b>	<b>-5.2</b>	<b>-1.6</b>	<b>3.8</b>	<b>-1.6</b>	<b>0.5</b>	<b>-0.1</b>	<b>12.9</b>	<b>-0.5</b>
21001	Pembuatan bahan aktif ubat-ubatan untuk digunakan oleh bidang farmakologi dalam pembuatan ubat-ubatan & Industri lain	-2.0	11.1	3.0	-4.6	-2.8	4.8	-2.9	1.1	-0.2	11.5	-0.5
		1.0	17.3	2.9	-6.7	1.5	1.4	1.6	-0.8	0.2	16.4	-0.5
<b>221</b>	<b>Pembuatan produk getah</b>	<b>2.0</b>	<b>1.4</b>	<b>-0.6</b>	<b>-2.9</b>	<b>-0.6</b>	<b>-5.4</b>	<b>2.2</b>	<b>-0.4</b>	<b>0.2</b>	<b>4.4</b>	<b>-0.4</b>
22111	Pembuatan tayar getah untuk kenderaan	2.1	4.7	-13.2	1.3	1.8	4.6	1.7	0.9	-0.5	7.1	0.1
22112	Pembuatan bunga tayar yang boleh ditukar ganti dan tayar celup	-5.6	-4.4	6.7	7.5	2.2	-2.6	0.4	-4.0	-2.0	4.9	-3.3
22191	Pembuatan produk lain daripada getah asli atau sintetik, tidak & divulkan, divulkan atau dikeraskan	-0.6	1.6	2.7	2.1	5.7	2.2	0.8	-1.1	-0.3	5.0	-0.9
22193	Pengilangan semula getah dan prosesan susu getah											
22192	Pembuatan sarung tangan getah	3.8	3.4	-1.6	-6.5	-3.9	-8.1	3.4	-0.7	1.1	4.5	-0.3
22199	Pembuatan produk getah lain yang t.t.t.l.	0.2	-3.0	2.3	0.2	1.5	-7.0	0.7	0.6	-1.0	3.3	-0.2
<b>222</b>	<b>Pembuatan produk plastik</b>	<b>1.2</b>	<b>0.7</b>	<b>1.0</b>	<b>0.3</b>	<b>0.4</b>	<b>0.9</b>	<b>-1.0</b>	<b>-0.8</b>	<b>3.1</b>	<b>1.1</b>	<b>-0.4</b>
22201	Pembuatan produk plastik separa siap &	6.3	4.8	-0.4	0.4	-1.0	3.4	-1.1	-0.7	8.3	3.4	-0.4
22202	Pembuatan produk plastik siap											
22203	Pembuatan artikel plastik untuk pembungkusan barangan	0.5	0.4	2.0	1.0	0.8	0.8	-1.5	-0.9	3.0	0.7	-0.6
22204	Pembuatan barangan plastik jurubina	7.8	-1.3	1.0	1.7	1.2	-0.2	0.9	-0.5	7.4	0.6	-1.6
22205	Pembuatan pinggan mangkuk, peralatan dapur dan barangan tandas daripada plastik	15.7	3.2	0.8	-9.2	4.3	-1.0	14.9	0.0	0.7	2.5	0.5
22209	Pembuatan pelbagai produk plastik t.t.t.l.	-5.2	-2.3	1.2	2.3	-0.2	-0.3	-4.4	-1.0	0.2	-0.3	-0.4
<b>231 (23101 &amp; 23102 &amp; 23109)</b>	<b>Pembuatan kaca dan produk kaca</b>	<b>0.4</b>	<b>6.0</b>	<b>2.7</b>	<b>1.9</b>	<b>0.4</b>	<b>0.5</b>	<b>1.2</b>	<b>-0.9</b>	<b>0.1</b>	<b>-0.2</b>	<b>6.2</b>

2023															Group Description/Period
Jun	Jul.	Ogo.	Sep.	Okt.	Nov.	Dis.	Jan.	Feb.	Mac	Apr.	Mei	Jun	Jul.	Ogo.	
-1.0	-0.8	0.0	1.6	0.4	1.1	0.5	-0.1	1.0	-2.6	-0.3	2.1	-1.4	0.1	0.0	<b>Manufacture of products of wood, cork, straw and plaiting materials</b>
-1.8	-1.3	-0.2	3.4	0.5	1.4	-0.4	-1.0	1.0	-2.5	-1.0	3.3	-1.7	1.6	-1.0	Manufacture of veneer sheets and plywood
-0.1	0.5	0.1	-3.2	0.6	-2.8	-1.8	-2.3	1.8	-0.7	-1.3	4.7	0.2	-0.1	13.8	Manufacture of particle board and fibreboard
0.2	-1.3	0.5	-0.9	-0.5	2.5	5.7	1.3	1.5	-4.4	1.2	-0.2	-1.0	-2.1	-5.8	Manufacture of builders' carpentry
-0.1	0.6	0.3	0.8	0.5	1.0	-0.02	2.3	-0.01	-2.0	1.1	-0.4	-1.5	-2.4	0.5	Other industry
0.1	0.3	-0.1	1.6	1.2	0.3	0.3	0.3	1.0	-0.2	-1.2	-1.4	-0.3	-0.9	0.9	<b>Manufacture of paper and paper products</b>
0.4	0.3	-1.1	2.0	2.0	1.1	1.4	0.1	1.5	-0.8	0.2	-9.4	-0.04	-0.1	2.1	Manufacture of pulp, paper and paperboard
0.4	0.1	0.9	2.3	1.7	0.6	0.1	-0.5	0.7	-0.1	-2.4	0.2	0.04	-1.3	-0.8	Manufacture of corrugated paper and paperboard and of containers of paper and paperboard
0.5	-0.2	-0.2	2.4	-0.8	-5.8	2.0	3.1	3.0	-0.5	-1.6	1.4	-0.9	0.4	-0.6	Manufacture of envelopes and letter-card
-0.3	0.7	-0.1	1.2	0.2	-0.4	-0.3	0.8	-0.8	-0.9	-0.5	-0.02	-1.4	-1.6	6.3	Manufacture of household and personal hygiene paper
-1.1	-0.2	-0.8	-0.9	0.5	1.6	0.1	0.4	4.2	0.2	0.2	-0.7	-0.04	-0.5	-3.0	Manufacture of gummed or adhesive paper in strips or rolls and labels and wall paper
0.3	1.1	-1.8	2.5	1.0	-0.7	0.4	2.3	0.1	1.0	-0.9	0.4	0.04	0.2	1.6	Other industry
0.2	-0.3	0.0	-0.4	4.3	2.3	0.4	0.2	-0.5	0.6	-1.0	1.1	-2.0	-0.1	0.5	<b>Printing, service activities related to printing and reproduction of recorded media</b>
0.3	-0.3	-0.1	-0.3	4.3	2.6	0.1	0.2	-0.7	0.9	-0.4	1.4	-2.2	-0.2	0.4	Printing
-0.2	-0.3	0.2	-0.5	4.0	0.8	1.8	0.3	0.2	-0.5	-3.9	-0.4	-0.8	0.3	1.0	Service activities related to printing
															Reproduction of recorded media
0.0	2.2	0.3	-0.2	0.0	0.1	0.8	-0.2	1.2	2.8	-1.3	-0.2	-0.3	0.3	0.8	<b>Manufacture of refined petroleum products</b>
0.0	0.2	-0.1	-0.1	1.6	-1.0	0.5	1.6	1.1	1.3	-3.1	0.8	0.4	-3.8	1.3	<b>Manufacture of basic chemicals, fertilizer and nitrogen compounds, plastics and synthetic rubber in primary forms</b>
1.0	0.2	-1.0	0.5	2.6	0.1	0.4	3.0	0.2	5.5	-5.7	4.1	-0.6	-0.3	0.2	Manufacture of liquefied or compressed inorganic industrial or medical gases
-0.1	1.1	0.0	0.4	1.7	2.7	1.2	0.4	1.1	1.1	-3.5	0.3	1.0	-4.4	1.2	Manufacture of basic organic chemicals
0.0	0.1	0.3	-1.0	1.3	-11.8	-1.3	3.5	4.1	1.3	-5.0	0.4	0.1	-7.6	0.5	Manufacture of inorganic compounds
0.1	-1.1	0.1	-0.7	1.7	-0.1	0.8	1.4	-0.9	-0.3	-0.2	-0.2	0.6	-1.8	2.1	Manufacture of fertilizers
-1.0	0.3	-1.7	0.1	0.5	1.2	0.2	2.7	2.5	0.1	-1.0	1.5	-0.6	-4.4	3.2	Manufacture of associated nitrogen products
-0.3	-0.4	-0.4	-0.1	1.0	2.3	0.4	0.0	-0.4	1.7	-2.1	-0.9	-1.0	0.9	-0.4	Manufacture of plastics in primary forms
0.0	0.0	-5.6	4.2	1.6	4.2	-1.0	2.1	1.8	1.7	-1.1	0.4	-1.9	0.1	3.9	Other industry
-0.3	-0.5	-0.7	0.0	1.1	0.9	1.2	4.1	-4.5	6.1	-3.2	0.2	-0.3	-0.5	-0.4	Manufacture of other chemical products and man-made fibres
-1.6	0.1	0.0	0.2	0.0	-0.1	0.1	1.4	-0.1	4.0	0.1	0.1	0.1	0.7	-1.0	Manufacture of pesticides and other agrochemical products
-0.6	1.1	0.1	0.1	1.9	1.9	0.3	-3.0	1.0	0.3	-3.6	-3.1	-1.7	2.4	0.4	Manufacture of paints, varnishes and similar coatings ink and mastics
															Manufacture of printing ink
															Manufacture of soap and detergents, cleaning and polishing preparations
															Manufacture of perfumes and toilet preparations
															Manufacture of photographic plates, films, sensitized paper and other sensitized unexposed materials
0.6	-2.5	0.3	-1.5	0.0	4.3	0.9	0.7	-0.5	0.2	-0.7	0.4	-0.6	0.3	-1.6	Manufacture of writing and drawing ink
															Manufacture of other chemical products n.e.c.
-0.8	0.6	0.1	-0.5	-0.3	-8.4	-4.5	-1.7	9.8	3.8	-0.8	-0.3	-2.8	-0.8	-24.9	Other industry
0.5	1.4	1.1	0.5	0.1	-4.8	-0.5	-1.9	0.4	-0.1	5.4	-1.2	-0.4	1.9	2.5	<b>Manufacture of pharmaceuticals, medicinal chemical and botanical products</b>
0.2	1.9	1.1	0.0	1.1	-5.2	-0.4	-3.3	0.3	0.2	8.7	-2.7	-0.8	1.2	3.1	Manufacture of medicinal active substances to be used for their pharmacological properties in the manufacture of medicaments
1.3	0.2	0.9	1.8	-2.2	-3.9	-0.8	1.5	0.7	-0.6	-2.1	2.8	0.7	3.6	1.1	Other industry
-2.6	-0.7	0.0	0.2	-1.4	-1.4	-0.1	-1.5	0.3	0.6	-0.8	-1.6	-3.1	0.2	2.3	<b>Manufacture of rubber products</b>
-2.4	-12.5	-0.7	-0.2	0.4	1.4	-0.4	0.4	1.0	0.4	7.3	-0.2	-2.3	6.2	-10.2	Manufacture of rubber tyres for vehicles
-5.8	0.0	3.8	2.8	1.3	7.3	-1.1	0.3	2.7	-0.7	-0.4	-0.9	-1.3	0.9	2.6	Manufacture of interchangeable tyre treads and retreading rubber tyres
-2.5	1.7	1.2	-0.2	-0.4	2.1	0.3	2.2	3.0	0.4	2.1	0.3	-0.2	3.8	-4.9	Manufacture of other products of natural or synthetic rubber, unvulcanized, vulcanized or hardened
-0.8	-1.0	-0.8	0.2	-2.5	-3.6	-0.5	-4.4	-0.7	1.2	-2.6	-2.1	-3.6	-1.7	5.3	Rubber remilling and latex processing
-6.0	1.1	0.9	0.3	-0.4	0.0	0.6	1.7	0.2	-0.4	-0.8	-2.0	-4.3	-0.1	4.7	Manufacture of rubber gloves
0.0	0.8	0.1	0.1	-0.3	0.6	0.1	0.3	0.3	-0.2	1.1	0.2	-0.4	2.2	-1.0	Manufacture of other rubber products n.e.c.
1.8	0.4	-0.4	-0.4	-0.5	0.7	0.3	-0.2	0.2	-1.0	4.2	0.4	-1.2	-0.3	0.1	<b>Manufacture of plastics products</b>
0.3	0.4	0.6	1.0	0.9	-0.2	0.3	0.2	1.0	-0.4	0.8	0.05	-0.1	2.3	0.05	Manufacture of semi-manufactures of plastic products
-0.3	0.6	-0.5	0.9	2.5	-1.3	0.6	1.3	0.3	-0.4	-0.5	0.6	-0.3	-0.4	-0.3	Manufacture of finished plastic products
0.2	0.7	-0.4	0.5	-5.7	-1.7	-2.0	2.1	1.4	0.8	-1.1	0.6	-0.4	-3.7	6.2	Manufacture of plastic articles for the packing of goods
-1.6	1.6	0.1	-0.5	0.1	2.0	0.3	0.2	-0.7	0.3	-0.2	0.04	-0.1	5.7	-4.7	Manufacture of builders' plastics ware
															Manufacture of plastic tableware, kitchenware and toilet articles
															Manufacture of diverse plastic products n.e.c.
0.0	1.5	2.0	-0.8	-0.6	1.9	0.5	0.3	0.3	-0.2	0.03	1.1	-0.6	-4.3	4.0	<b>Manufacture of glass and glass products</b>

Kod Kumpulan Group code	Keterangan Kumpulan/Tempoh	2022				2023		2022				
		Q1	Q2	Q3	Q4	Q1	Q2	Jan.	Feb.	Mac	Apr.	Mei
<b>239</b>	<b>Pembuatan pengeluaran galian bukan logam t.t.t.l.</b>	<b>-0.6</b>	<b>-0.1</b>	<b>0.4</b>	<b>-0.3</b>	<b>-2.0</b>	<b>2.0</b>	<b>1.0</b>	<b>-1.8</b>	<b>0.3</b>	<b>0.5</b>	<b>-0.8</b>
23911	Pembuatan mortar refraktori dan konkrit											
&												
23921	Pembuatan seramik bukan refraktori	-7.0	-1.2	-1.7	3.5	-6.9	0.1	-6.3	-2.2	1.5	-1.0	-0.3
23930	Pembuatan produk porselin dan seramik lain	-0.6	1.1	3.2	-0.7	-15.6	2.0	1.8	-1.1	-1.3	-0.7	1.4
23941	Pembuatan simen hidraulik	-0.1	3.2	-11.0	3.8	-2.1	-0.5	0.3	0.1	-0.5	3.0	0.4
23951	Pembuatan konkrit dan mortar siap bancuh dan bancuhan kering	-3.7	3.3	4.0	0.8	-6.1	0.8	0.9	-4.8	0.3	4.4	-1.3
23952	Pembuatan konkrit pratuangan, simen atau artikel batu buatan yang digunakan dalam pembinaan;											
&												
23953	Pembuatan komponen struktur pasang siap untuk bangunan atau kejuruteraan awam dari simen, batu atau konkrit buatan	1.0	-2.4	1.4	-0.9	2.6	3.0	1.7	-1.7	1.0	-1.6	-1.0
&												
23959	Pembuatan artikel konkrit, simen dan plaster lain t.t.t.l.											
23990	Pembuatan produk mineral bukan logam lain t.t.t.l.	4.7	-2.4	0.6	-1.9	-1.5	3.2	3.9	1.1	-0.3	-0.5	-2.0
	Industri lain	3.0	2.7	1.9	-6.4	3.8	3.5	5.6	-0.9	-1.6	2.6	-0.7
<b>241</b> ( <b>24101 &amp;</b> <b>24102 &amp;</b> <b>24103 &amp;</b> <b>24104 &amp;</b> <b>24109</b> )	<b>Pembuatan besi dan keluli asas</b>	<b>-2.2</b>	<b>1.1</b>	<b>0.1</b>	<b>1.4</b>	<b>-0.9</b>	<b>1.0</b>	<b>-0.6</b>	<b>-2.4</b>	<b>0.8</b>	<b>0.4</b>	<b>-0.1</b>
<b>242</b> ( <b>24201 &amp;</b> <b>24202 &amp;</b> <b>24209</b> )	<b>Pembuatan logam asas berharga dan logam bukan ferus lain</b>	<b>3.6</b>	<b>-3.1</b>	<b>1.3</b>	<b>0.02</b>	<b>1.5</b>	<b>-3.0</b>	<b>1.4</b>	<b>2.7</b>	<b>-0.5</b>	<b>0.7</b>	<b>-1.2</b>
<b>243</b>	<b>Pengacuan logam</b>	<b>5.9</b>	<b>-6.8</b>	<b>0.4</b>	<b>-1.9</b>	<b>6.3</b>	<b>-4.4</b>	<b>4.0</b>	<b>2.1</b>	<b>-0.3</b>	<b>-6.3</b>	<b>-1.1</b>
<b>251 &amp;</b> <b>252</b>	<b>Pembuatan produk struktur logam, tangki, takungan, penjana wap, senjata dan peluru</b>	<b>0.4</b>	<b>-2.4</b>	<b>0.3</b>	<b>2.6</b>	<b>0.7</b>	<b>-2.3</b>	<b>0.1</b>	<b>-0.7</b>	<b>0.9</b>	<b>-0.9</b>	<b>0.4</b>
25113	Pembuatan pintu, tingkap dan bingkai, penutup tingkap dan pintu pagar daripada logam	0.9	-3.9	-0.9	3.9	0.1	-2.8	0.3	-0.6	1.1	-1.5	0.5
25119	Pembuatan produk struktur logam lain											
25120	Pembuatan tangki, takungan dan kontena daripada logam	-0.8	0.6	5.9	-1.1	0.8	-2.1	-0.8	0.4	-0.4	1.0	0.3
	Industri lain	-0.5	0.7	-1.2	1.5	3.3	0.04	0.1	-2.2	1.7	-0.3	0.1
<b>259</b>	<b>Pembuatan lain-lain produk yang direka daripada logam; aktiviti perkhidmatan kerja logam</b>	<b>2.2</b>	<b>-2.2</b>	<b>1.1</b>	<b>1.1</b>	<b>2.1</b>	<b>-2.1</b>	<b>0.5</b>	<b>0.4</b>	<b>1.3</b>	<b>-1.5</b>	<b>-0.3</b>
25910	Tempaan, tekanan, hentakan dan bentuk gelekkan logam; serbuk metalurgi	0.5	0.4	3.3	-2.6	-2.1	-4.4	1.1	0.2	-0.8	-0.2	0.9
25920	Rawatan dan penyalutan logam; menggunakan mesin	8.4	-7.6	2.3	3.2	7.4	-5.8	0.7	3.2	4.3	-5.6	-0.8
25991	Pembuatan tin untuk produk makanan dan minuman, tiub dan kotak boleh dilipat	-0.5	-1.1	-0.3	0.1	1.9	-3.2	1.9	-0.9	-1.6	1.1	-2.8
25992	Pembuatan kabel, plaited bands (jalur/pita berpintal) dan artikel seumpamanya daripada logam											
&												
25993	Pembuatan bolt, skru, nat dan produk uliran seumpamanya	-0.8	-1.3	0.7	1.8	0.7	0.01	-0.6	0.2	-0.4	-1.2	-0.3
25994	Pembuatan barangan rumah daripada logam	3.8	-3.8	-5.0	4.7	6.5	-0.6	-0.6	0.9	3.5	-3.1	1.4
25999	Pembuatan produk lain yang direka daripada logam t.t.t.l.	3.4	-2.7	0.2	4.6	1.5	-1.1	0.5	-0.6	3.5	-1.8	-0.2
	Industri lain	3.1	-2.0	0.8	-2.2	7.4	1.2	0.2	1.0	2.0	-0.4	-1.1
<b>261</b>	<b>Pembuatan komponen dan papan elektronik</b>	<b>1.5</b>	<b>2.2</b>	<b>2.1</b>	<b>1.4</b>	<b>0.7</b>	<b>2.8</b>	<b>-0.4</b>	<b>0.9</b>	<b>1.0</b>	<b>0.8</b>	<b>0.2</b>
26101	Pembuatan diod, transistor dan alatan semikonduktor yang seumpamanya	1.4	2.8	2.2	0.2	-0.1	1.9	-0.9	1.0	1.3	1.4	0.2
26102	Pembuatan litar elektronik bersepadu dengan pemasangan mikro											
26103	Pembuatan kapasitor dan perintang elektrik											
&												
26104	Pembuatan papan litar bercetak	1.7	1.2	2.7	3.3	1.9	3.7	0.0	0.9	0.8	-0.1	0.0
&												
26105	Pembuatan komponen paparan											
26109	Pembuatan komponen lain untuk aplikasi elektronik	0.8	2.6	-2.4	0.2	-0.1	5.3	0.9	-0.2	0.1	1.3	1.7
<b>262</b> ( <b>26201 &amp;</b> <b>26202</b> )	<b>Pembuatan komputer dan kelengkapan peranti</b>	<b>1.1</b>	<b>1.7</b>	<b>1.0</b>	<b>1.9</b>	<b>-4.1</b>	<b>0.2</b>	<b>0.5</b>	<b>0.1</b>	<b>0.6</b>	<b>-0.5</b>	<b>1.5</b>
<b>263/</b> <b>26300</b>	<b>Pembuatan peralatan komunikasi</b>	<b>0.0</b>	<b>4.1</b>	<b>3.5</b>	<b>0.1</b>	<b>-1.1</b>	<b>2.2</b>	<b>-1.3</b>	<b>1.2</b>	<b>0.2</b>	<b>0.8</b>	<b>1.6</b>
<b>264/</b> <b>26400</b>	<b>Pembuatan peralatan elektronik pengguna</b>	<b>0.1</b>	<b>4.4</b>	<b>1.0</b>	<b>-1.7</b>	<b>-2.8</b>	<b>0.6</b>	<b>1.0</b>	<b>-0.5</b>	<b>-0.3</b>	<b>2.1</b>	<b>1.2</b>
<b>265</b>	<b>Pembuatan kelengkapan mengukur, menguji, memandu arah dan kawalan; jam tangan dan jam</b>	<b>1.0</b>	<b>0.9</b>	<b>3.5</b>	<b>2.5</b>	<b>1.3</b>	<b>-0.01</b>	<b>0.8</b>	<b>-0.3</b>	<b>0.6</b>	<b>-0.3</b>	<b>0.0</b>
26511	Pembuatan kelengkapan mengukur, menguji, memandu arah dan kawalan	0.2	0.9	4.2	3.3	1.2	1.6	1.0	-0.7	-0.1	0.0	-0.2
26512	Pembuatan kelengkapan kawalan proses perindustrian											
26520	Pembuatan jam tangan dan jam dan bahagiannya	4.0	0.7	1.3	-0.1	1.5	-5.6	0.1	0.8	3.1	-1.4	0.4
<b>266/</b> <b>26600</b>	<b>Pembuatan peralatan penyinaran, perubahan elektro dan elektroterapeutik</b>	<b>-0.8</b>	<b>0.9</b>	<b>1.6</b>	<b>-0.1</b>	<b>-0.5</b>	<b>0.5</b>	<b>-0.6</b>	<b>-0.4</b>	<b>0.1</b>	<b>-0.9</b>	<b>0.9</b>

2023															Group Description/Period
Jun	Jul.	Ogo.	Sep.	Okt.	Nov.	Dis.	Jan.	Feb.	Mac	Apr.	Mei	Jun	Jul.	Ogo.	
<b>0.2</b>	<b>0.5</b>	<b>-0.7</b>	<b>0.6</b>	<b>0.0</b>	<b>0.1</b>	<b>-0.4</b>	<b>0.5</b>	<b>-2.3</b>	<b>-0.2</b>	<b>0.5</b>	<b>0.7</b>	<b>0.7</b>	<b>1.5</b>	<b>0.1</b>	<b>Manufacture of non-metallic mineral products</b>
															<i>Manufacture of refractory mortars and concretes</i>
0.1	0.0	-0.6	-1.1	0.5	3.7	-0.7	-5.0	-1.6	-0.4	-0.4	-0.5	1.0	-2.3	2.7	<i>Manufacture of non-refractory ceramic</i>
0.4	2.4	0.5	0.2	-0.1	-0.7	0.1	0.2	-15.4	-0.4	-1.0	3.4	-0.4	1.5	2.2	<i>Manufacture of other porcelain and ceramic products</i>
-0.2	0.2	-12.8	1.9	0.1	4.3	-0.6	1.5	0.03	-3.5	-0.3	0.2	-0.4	3.7	-5.2	<i>Manufacture of hydraulic cement</i>
0.2	-0.3	2.9	1.4	0.2	1.8	-1.2	1.0	-5.7	-1.4	-0.1	1.2	-0.3	3.1	0.2	<i>Manufacture of ready-mix and dry-mix concrete and mortars</i>
															<i>Manufacture of precast concrete, cement or artificial stone articles for use in construction</i>
0.2	1.2	-0.5	0.7	0.6	-1.7	0.3	1.5	-0.5	1.7	1.1	0.6	1.2	0.3	-0.3	<i>Manufacture of prefabricated structural components for building or civil engineering of cement, concrete or artificial stone</i>
															<i>Manufacture of other articles of concrete, cement and plaster n.e.c.</i>
0.1	0.4	-0.3	0.5	-2.7	0.3	0.4	-1.2	0.7	-1.0	1.0	1.7	0.5	5.7	-1.7	<i>Manufacture of other non-metallic mineral products n.e.c.</i>
0.8	-0.4	2.2	0.1	-0.1	-4.8	-1.6	4.1	-0.1	-0.1	1.3	-0.2	2.2	1.3	4.3	<i>Other industry</i>
<b>0.8</b>	<b>0.0</b>	<b>-0.1</b>	<b>0.2</b>	<b>1.6</b>	<b>-0.3</b>	<b>0.02</b>	<b>0.9</b>	<b>-3.2</b>	<b>1.5</b>	<b>0.01</b>	<b>0.8</b>	<b>0.2</b>	<b>-0.3</b>	<b>1.5</b>	<b>Manufacture of basic iron and steel</b>
-2.7	1.0	0.1	0.2	-0.2	-0.1	0.3	0.5	2.4	-1.3	-0.5	-0.2	-2.2	0.3	-3.1	<b>Manufacture of basic precious and other non-ferrous metals</b>
<b>0.6</b>	<b>0.6</b>	<b>-0.6</b>	<b>0.4</b>	<b>0.8</b>	<b>-2.4</b>	<b>-0.3</b>	<b>3.5</b>	<b>3.4</b>	<b>-0.6</b>	<b>-2.5</b>	<b>-1.4</b>	<b>-0.6</b>	<b>-0.1</b>	<b>2.2</b>	<b>Casting of metals</b>
<b>-1.9</b>	<b>-0.3</b>	<b>0.3</b>	<b>0.3</b>	<b>-0.1</b>	<b>0.1</b>	<b>2.6</b>	<b>-0.4</b>	<b>0.4</b>	<b>0.7</b>	<b>-1.5</b>	<b>1.1</b>	<b>-1.8</b>	<b>-0.1</b>	<b>1.5</b>	<b>Manufacture of structural metal products, tanks, reservoirs , steam generators , weapons and ammunition</b>
															<i>Manufacture of metal doors, windows and their frames, shutters and gates</i>
-2.8	-0.8	-0.2	0.1	-0.5	0.3	4.1	-0.8	0.4	0.6	-1.5	1.1	-2.4	0.6	5.5	<i>Manufacture of other structural metal products</i>
															<i>Manufacture of tanks, reservoirs and containers of metal</i>
-0.8	0.9	1.4	3.5	-0.1	-0.3	-0.8	-0.2	0.7	0.3	-2.7	1.3	-0.6	-0.8	-9.5	<i>Other industry</i>
1.0	0.6	1.6	-3.3	1.4	-0.5	0.5	1.4	-0.2	2.0	-0.1	0.9	-0.7	-2.7	-2.9	<i>Other industry</i>
<b>-0.5</b>	<b>0.0</b>	<b>0.4</b>	<b>0.8</b>	<b>-0.1</b>	<b>0.2</b>	<b>1.0</b>	<b>1.1</b>	<b>1.0</b>	<b>0.05</b>	<b>-1.4</b>	<b>0.2</b>	<b>-1.0</b>	<b>0.9</b>	<b>1.9</b>	<b>Manufacture of other fabricated metal products; metal working service activities</b>
															<i>Forging, pressing, stamping and roll-forming of metal; powder metallurgy</i>
-0.3	-1.0	2.3	2.0	-1.1	-1.6	0.1	0.8	-2.3	-0.4	-2.8	0.04	-1.7	3.1	3.4	<i>Treatment and coating of metals; machining</i>
-1.2	1.9	-0.6	0.9	1.8	-1.3	2.7	1.0	3.3	2.9	-4.5	-0.5	-1.0	-0.9	-9.4	<i>Manufacture of tins and cans for food products, collapsible tubes and boxes</i>
0.6	0.7	0.5	-1.4	-0.7	1.3	-0.5	3.5	0.02	-1.6	-4.3	0.2	0.9	1.1	8.5	<i>Manufacture of metal cable, plaited bands and similar articles</i>
															<i>Manufacture of bolts, screws, nuts and similar threaded products</i>
0.1	0.2	0.3	0.1	0.5	1.4	-0.2	1.2	1.0	-1.5	0.5	0.3	-0.8	1.7	-0.2	
-2.2	-5.6	0.7	-0.1	-0.1	5.1	-0.3	1.8	-0.1	4.7	1.3	-0.6	-1.3	-0.04	-0.8	<i>Manufacture of metal household articles</i>
-0.8	-0.4	-0.4	1.0	0.0	1.4	3.1	0.5	2.1	-1.0	0.01	0.3	-1.4	-0.5	3.9	<i>Manufacture of any other fabricated metal products n.e.c.</i>
-0.5	1.0	-1.0	0.8	-0.8	-1.3	-0.1	0.9	3.8	2.5	0.4	1.0	-0.1	0.5	7.6	<i>Other industry</i>
<b>1.1</b>	<b>0.5</b>	<b>0.8</b>	<b>0.8</b>	<b>-0.2</b>	<b>0.8</b>	<b>0.7</b>	<b>-0.8</b>	<b>1.2</b>	<b>0.3</b>	<b>1.9</b>	<b>0.7</b>	<b>0.2</b>	<b>-2.4</b>	<b>1.3</b>	<b>Manufacture of electronic components and boards</b>
															<i>Manufacture of diodes, transistors and similar semiconductor devices</i>
1.2	0.6	1.4	0.3	-0.4	-0.1	0.7	-1.6	1.2	0.3	3.9	-1.4	-0.5	-1.8	2.0	<i>Manufacture of electronic integrated circuits micro assemblies</i>
															<i>Manufacture of electrical capacitors and resistors</i>
1.3	0.6	0.3	1.7	0.2	2.1	1.0	0.2	1.4	0.3	-0.4	3.0	1.1	-3.5	0.8	<i>Manufacture of printed circuit boards</i>
															<i>Manufacture of display components</i>
-0.4	-0.8	-0.7	-0.9	-0.8	1.7	-0.7	-0.01	-0.04	-0.1	-0.3	4.8	0.8	-0.7	-0.5	<i>Manufacture of other components for electronic applications</i>
<b>0.6</b>	<b>0.0</b>	<b>1.0</b>	<b>0.0</b>	<b>-0.5</b>	<b>3.2</b>	<b>-0.7</b>	<b>-4.6</b>	<b>0.2</b>	<b>0.3</b>	<b>-0.5</b>	<b>1.0</b>	<b>-0.2</b>	<b>-0.6</b>	<b>-1.8</b>	<b>Manufacture of computers and peripheral equipment</b>
<b>1.5</b>	<b>0.5</b>	<b>1.3</b>	<b>1.7</b>	<b>-0.4</b>	<b>-0.1</b>	<b>0.6</b>	<b>-0.6</b>	<b>-0.6</b>	<b>0.1</b>	<b>0.9</b>	<b>0.9</b>	<b>0.4</b>	<b>-6.4</b>	<b>4.1</b>	<b>Manufacture of communication equipment</b>
<b>1.1</b>	<b>1.4</b>	<b>4.7</b>	<b>-4.8</b>	<b>-0.2</b>	<b>-0.7</b>	<b>-0.8</b>	<b>-2.0</b>	<b>-0.7</b>	<b>-0.1</b>	<b>-1.7</b>	<b>1.9</b>	<b>0.4</b>	<b>-1.1</b>	<b>6.0</b>	<b>Manufacture of consumer electronics</b>
<b>1.2</b>	<b>1.3</b>	<b>1.5</b>	<b>0.6</b>	<b>0.6</b>	<b>1.6</b>	<b>0.3</b>	<b>0.05</b>	<b>1.3</b>	<b>-0.02</b>	<b>-0.2</b>	<b>0.8</b>	<b>-0.6</b>	<b>-1.6</b>	<b>-2.5</b>	<b>Manufacture of measuring, testing, navigating and control equipment; watches and clocks</b>
															<i>Manufacture of measuring, testing, navigating and control equipment</i>
1.0	1.6	1.8	0.8	0.8	2.2	0.3	0.3	1.3	-0.4	0.1	1.6	-0.1	-2.0	-2.9	<i>Manufacture of industrial process control equipment</i>
1.8	0.3	0.8	0.2	-0.2	-0.4	0.4	-1.0	1.0	1.4	-1.2	-2.2	-2.3	-0.2	-1.0	<i>Manufacture of watches and clocks and parts</i>
<b>0.9</b>	<b>0.5</b>	<b>1.0</b>	<b>0.0</b>	<b>0.3</b>	<b>-0.1</b>	<b>-0.4</b>	<b>0.2</b>	<b>-1.0</b>	<b>0.4</b>	<b>-0.4</b>	<b>0.8</b>	<b>0.1</b>	<b>-8.6</b>	<b>3.9</b>	<b>Manufacture of irradiation, electromedical and electrotherapeutic equipment</b>

Jadual Table **1.5c** : Bilangan Pekerja Bergaji Sektor Pembuatan Mengikut Kumpulan: Perubahan Peratusan Bulanan/Suku Tahunan  
 : Number of Paid Employees of Manufacturing Sector by Group: Monthly/Quarterly Percentage Change

Kod Kumpulan Group code	Keterangan Kumpulan/Tempoh	2022				2023		2022				
		Q1	Q2	Q3	Q4	Q1	Q2	Jan.	Feb.	Mac	Apr.	Mei
267 ( 26701 & 26702 ) & 268 (26800)	Pembuatan peralatan optikal, kelengkapan fotografi, media magnetik dan optikal	-4.3	5.2	1.1	-3.0	2.8	-2.1	-5.1	1.3	-0.5	3.8	-0.6
271	Pembuatan motor elektrik, penjana, transformer dan perkakasan pengagihan dan pengawalan elektrik	-0.1	-2.0	4.8	0.2	0.3	-2.7	0.6	-0.4	-0.3	-2.2	-0.2
27101	Pembuatan motor elektrik, penjana dan transformer	0.5	-2.7	1.3	-1.3	1.7	-3.8	1.3	-0.6	-0.2	-2.9	0.5
27102	Pembuatan perkakasan pengagihan dan pengawalan elektrik	-0.6	-1.4	7.5	1.3	-0.8	-2.0	0.1	-0.3	-0.4	-1.6	-0.8
272/ 27200	Pembuatan bateri dan akumulator	5.9	-2.0	6.4	-1.8	-0.7	-0.4	0.1	6.0	-0.3	-1.2	-3.3
273	Pembuatan pendawaian dan peranti pendawaian	-1.1	1.7	-0.2	-0.8	0.9	-3.1	-0.4	-1.3	0.6	0.4	1.1
27310	Pembuatan kabel gantian optikal	5.6	3.1	6.2	-9.7	2.5	2.8	-0.4	0.1	5.9	1.0	1.7
27320	Pembuatan wayar dan kabel elektronik dan elektrik lain	-1.6	1.9	-0.5	1.5	0.3	-3.7	-0.5	-1.4	0.3	0.5	1.3
27330	Pembuatan alatan pendawaian pembawa dan bukan pembawa arus untuk litar elektrik (tanpa mengira jenis bahan)	2.4	-1.3	0.0	-24.4	10.3	2.6	1.1	0.0	1.2	-0.3	-1.6
274/ 27400	Pembuatan kelengkapan pencahayaan elektrik	-1.3	4.0	6.7	-9.6	-0.9	-1.9	0.3	-0.2	-1.5	0.3	0.5
275/ 27500	Pembuatan perkakasan domestik	3.1	-1.5	-3.8	-0.8	5.1	0.9	0.5	-0.6	3.2	-1.4	-0.3
279/ 27900	Pembuatan kelengkapan elektrik lain	1.9	1.1	-1.6	1.7	0.7	-1.9	0.6	-0.5	1.8	-0.4	0.4
281 & 282	Pembuatan jentera kegunaan umum dan kegunaan khas	0.7	2.9	-0.7	0.7	0.8	1.4	0.9	1.3	-1.5	1.3	0.1
28120	Pembuatan alat-alat kuasa bendalir &	1.7	-2.5	-1.2	1.0	4.9	0.8	0.3	0.7	0.7	-1.0	-1.0
28130	Pembuatan pam, pemampat, kepala paip dan injap lain											
28180	Pembuatan alatan tangan yang menggunakan kuasa dilengkapkan dengan motor elektrik atau bukan motor elektrik atau pneumatik	0.7	0.6	-2.1	-1.2	3.6	2.1	0.5	1.6	-1.3	0.3	0.0
28220	Pembuatan jentera pembentukan logam dan alatan mesin											
28192	Pembuatan mesin penyaman udara, termasuk untuk kenderaan bermotor	7.7	-1.5	4.0	4.5	2.1	-3.9	6.2	1.2	0.2	-1.1	-0.1
28290	Pembuatan lain-lain mesin bertujuan khas t.t.t.l. Industri lain	3.4	-0.4	-5.9	0.2	2.3	2.4	1.6	1.3	0.5	0.6	-0.7
		-1.5	6.7	0.2	0.9	-1.6	2.2	0.1	1.3	-2.8	2.9	0.5
291 ( 29101 & 29102 )	Pembuatan kenderaan bermotor	0.8	0.6	2.6	0.4	-3.2	0.8	0.2	0.9	-0.3	-1.4	-0.9
292/ 29200	Pembuatan kerangka (coachwork) untuk kenderaan bermotor; pembuatan treler dan semi treler	2.6	3.5	2.5	3.6	3.2	0.5	0.2	3.7	-1.3	2.1	-0.3
293/ 29300	Pembuatan alat ganti dan aksesori untuk kenderaan bermotor	1.6	0.7	-0.5	0.3	1.4	-0.3	1.0	0.4	0.2	0.4	0.2
301 ( 30110 & 30120 )	Pembinaan kapal dan bot	3.2	0.1	3.2	1.8	1.9	1.3	2.0	-0.3	1.4	-1.5	0.6
302, 303, 304 & 309	Pembuatan lokomotif keretapi, rolling stock, kapal angkasa dan udara, jentera berkaitan, kenderaan tempur ketenteraan, dan kelengkapan pengangkutan t.t.t.l.	4.6	-1.2	1.1	-1.8	1.9	-2.3	3.4	0.8	0.3	-0.7	-0.4
30910	Pembuatan motosikal	4.9	-3.2	2.1	-0.3	6.2	-4.4	2.5	0.9	1.5	-2.3	-1.5
30920	Pembuatan basikal dan invalid carriages Industri lain	6.4	3.7	0.4	-2.9	-6.5	-5.9	6.8	-0.3	-0.1	0.9	1.7
		4.0	-0.8	0.5	-2.7	0.4	0.5	3.4	1.0	-0.5	0.2	-0.1
310	Pembuatan perabot	2.8	1.1	-1.0	-2.2	2.6	1.6	2.0	0.2	0.5	1.5	-0.7
31001	Pembuatan perabot kayu dan rotan Industri lain	3.3	1.6	-1.3	-2.8	2.4	2.0	2.5	-0.2	0.9	1.9	-0.6
		1.0	-0.5	0.0	0.1	3.6	0.2	0.3	1.5	-0.8	0.3	-0.9
321 ( 32110 & 32120 )	Pembuatan barang kemas, bijouterie dan artikel berkaitan	-1.2	-1.1	1.8	3.7	9.5	-4.7	2.0	1.7	-4.8	1.4	-0.1
322, 325 & 329	Pembuatan instrumen muzik, peralatan dan bekalan perubatan dan pergigian dan pembuatan lain t.t.t.l.	1.2	0.9	1.4	-0.01	-0.2	-0.4	0.3	0.4	0.5	0.2	0.4
32901	Pembuatan alat tulis Industri lain	-3.1	0.2	2.2	-1.4	-2.1	-1.5	-0.7	0.3	-2.7	0.7	0.3
		2.6	1.1	1.2	0.4	0.4	-0.04	0.6	0.4	1.5	0.0	0.4
323/ 32300	Pembuatan barangan sukan	-2.0	-0.3	1.3	3.2	-5.1	-0.1	0.9	-3.2	0.3	0.4	0.6
324/ 32400	Pembuatan permainan dan mainan	1.8	2.1	7.9	-3.5	-3.8	-1.0	0.0	3.1	-1.4	-2.1	1.9
331 & 332	Pembaikan pemasangan produk logam, jentera, kelengkapan dan pemasangan jentera perindustrian dan kelengkapan	3.4	0.4	-2.7	1.1	3.0	0.02	2.6	-0.1	0.9	0.5	0.6
33150	Pembaikan dan penyelenggaraan kelengkapan pengangkutan kecuali motosikal dan basikal Industri lain	1.1	1.1	-1.7	4.0	5.7	0.8	2.4	-1.9	0.6	0.9	-0.2
		3.8	0.2	-2.9	0.5	2.5	-0.1	2.6	0.2	1.0	0.5	0.7
<b>Jumlah Pembuatan</b>		<b>1.2</b>	<b>0.5</b>	<b>0.8</b>	<b>0.8</b>	<b>0.7</b>	<b>-0.2</b>	<b>0.6</b>	<b>0.1</b>	<b>0.5</b>	<b>0.2</b>	<b>0.2</b>

															2023			Group Description/Period		
Jun	Jul.	Ogo.	Sep.	Okt.	Nov.	Dis.	Jan.	Feb.	Mac	Apr.	Mei	Jun	Jul.	Ogo.						
2.0	-1.3	2.8	-0.4	0.0	-4.3	1.3	3.5	-1.0	0.4	-1.5	0.4	-1.1	-0.9	6.3	<b>Manufacture of optical instruments, photographic equipment, magnetic and optical media</b>					
0.4	1.5	2.5	0.7	0.2	-0.4	0.4	0.5	-0.5	0.3	-2.2	-0.7	0.2	1.5	1.7	<b>Manufacture of electric motors, generators, transformers and electricity distribution and control apparatus</b>					
-0.4	-0.3	0.3	1.3	-0.4	-1.4	0.5	2.3	-0.6	0.1	-2.9	-0.2	-0.6	1.2	2.8	Manufacture of electric motors, generators and transformers					
1.0	2.8	4.2	0.3	0.6	0.3	0.3	-0.9	-0.4	0.4	-1.7	-1.1	0.9	1.8	0.9	Manufacture of electricity distribution and control apparatus					
2.6	-1.4	2.3	5.5	1.2	-3.6	0.6	0.02	-0.7	-0.1	-1.0	0.6	0.02	-0.6	1.6	<b>Manufacture of batteries and accumulators</b>					
0.1	-1.4	2.4	-1.1	0.3	1.7	-2.7	-0.5	2.0	-0.5	0.6	-3.6	-0.1	-0.8	2.0	<b>Manufacture of wiring and wiring devices</b>					
0.4	3.4	1.7	1.0	-0.4	-9.1	-0.3	1.0	0.5	0.9	1.2	1.4	0.1	-1.6	-0.5	Manufacture of fibre optic cables					
0.1	-1.7	2.6	-1.3	0.4	2.3	-1.1	-1.1	2.2	-0.8	0.4	-4.0	-0.1	-0.5	1.8	Manufacture of other electronic and electric wires and cables					
0.5	-0.3	0.2	0.0	-1.1	0.9	-24.3	7.9	0.0	2.2	2.9	-0.3	0.0	-4.1	6.4	Manufacture of current-carrying and non current-carrying wiring devices for electrical circuits regardless of material					
3.3	4.3	-0.3	2.6	-0.8	-9.5	0.7	-1.5	-2.2	2.9	-2.6	-0.8	1.5	3.7	4.7	<b>Manufacture of electric lighting equipment</b>					
0.1	-1.8	1.0	-2.9	2.0	-3.7	0.9	0.4	0.2	4.5	-1.5	3.4	-0.9	-1.8	1.6	<b>Manufacture of domestic appliances</b>					
1.0	0.5	1.2	-3.2	0.5	1.2	-0.01	1.1	-0.3	-0.1	-1.2	-0.5	-0.2	1.0	2.1	<b>Manufacture of other electrical equipment</b>					
1.5	-0.6	0.2	-0.2	0.5	0.05	0.1	0.7	1.1	-1.0	0.3	-0.6	1.7	-2.5	0.04	<b>Manufacture of general-purpose and special-purpose machinery</b>					
-0.5	0.2	-0.5	-0.9	0.6	0.6	-0.3	4.7	0.9	-0.7	-0.5	-0.2	1.6	-1.1	-6.6	Manufacture of fluid power equipment					
0.2	-1.9	0.0	-0.2	-0.3	-0.5	-0.4	0.5	1.7	1.3	0.2	-0.6	2.6	-1.8	-1.3	Manufacture of other pumps, compressors, taps and valves					
-0.4	2.1	1.1	0.8	0.2	2.2	2.0	2.7	1.3	-1.9	-0.7	-2.6	-0.6	-9.5	-0.4	Manufacture of power-driven hand tools with self-contained electric or non-electric motor or pneumatic drives					
-0.3	-0.1	-1.6	-4.3	0.5	-1.2	1.0	1.0	1.4	-0.2	1.3	0.5	0.5	0.5	-11.4	Manufacture of metal-forming machinery and machine tools					
3.3	-0.8	0.5	0.5	1.0	0.03	-0.1	-0.3	0.8	-2.1	0.5	-0.4	2.1	-2.3	4.3	Manufacture of air-conditioning machines, including for motor vehicles					
3.0	1.9	0.4	0.2	-0.1	0.1	0.4	-0.3	-2.3	-0.6	-0.2	1.4	-0.4	2.4	1.4	Manufacture of other special-purpose machinery					
1.6	-0.6	1.1	2.0	0.1	-1.2	4.8	0.3	4.3	-1.4	0.2	0.1	0.2	1.5	11.1	Other industry					
0.1	-0.3	-0.2	0.1	0.1	0.0	0.1	0.4	0.6	0.4	-0.2	0.3	-0.5	0.1	-2.9	<b>Manufacture of motor vehicles</b>					
1.1	2.6	0.5	0.2	2.3	0.3	-0.8	3.0	0.2	-1.3	-1.2	1.6	0.8	2.3	0.8	<b>Manufacture of bodies (coachwork) for motor vehicles; manufacture of trailers and semi-trailers</b>					
-0.1	-0.2	0.3	1.0	-1.2	-0.4	-0.2	1.5	-0.05	0.4	-1.2	-0.4	-0.7	1.1	-2.3	<b>Manufacture of parts and accessories for motor vehicles</b>					
0.5	-1.3	1.0	2.4	-0.5	0.2	0.0	2.8	1.0	2.3	-2.8	-2.6	0.9	6.6	-2.0	<b>Building of ships and boats</b>					
1.1	0.2	-1.7	1.9	-0.1	-0.8	-1.9	-3.3	-2.1	-1.2	-0.4	-2.5	-3.1	-13.6	-25.2	Manufacture of railway locomotives, rolling stock, air and spacecraft, related machinery, military fighting vehicles and transport equipment n.e.c					
-0.9	0.5	0.3	-0.4	-1.9	-0.8	-0.01	1.6	-0.4	-0.76	-0.1	1.93	-1.36	-0.4	1.6	Manufacture of motorcycles					
0.3	-1.9	0.2	0.6	-0.3	-1.5	-0.3	2.2	0.04	0.4	1.4	0.3	-0.1	-0.4	0.8	Manufacture of bicycles and invalid carriages					
0.3	-2.3	0.5	0.4	-0.5	-1.3	-1.1	1.9	-0.2	0.6	2.0	0.2	-0.2	-0.3	1.8	Other industry					
0.1	-0.5	-0.8	1.3	0.2	-2.5	2.3	3.3	0.7	-0.4	-0.4	0.6	0.1	-0.7	-2.8	<b>Manufacture of furniture</b>					
-2.3	1.4	-0.4	0.9	1.1	2.5	0.1	7.3	2.2	-0.1	-1.5	0.5	-3.7	-4.3	-1.5	Manufacture of wooden and cane furniture					
0.3	1.5	0.1	-0.2	-0.4	0.0	0.4	-0.3	-0.2	0.3	-1.1	0.7	0.1	4.7	0.1	<b>Manufacture of jewellery, bijouterie and related articles</b>					
-0.8	1.9	0.1	0.1	-0.1	-2.2	0.9	0.4	-2.2	-0.3	-0.1	0.3	-1.7	1.1	3.3	Manufacture of musical instruments, medical and dental instruments and supplies and other manufacturing n.e.c.					
0.6	1.4	0.1	-0.3	-0.5	0.7	0.3	-0.5	0.4	0.5	-1.4	0.8	0.6	5.7	-0.8	Manufacture of stationery					
-1.3	0.4	0.8	0.1	1.7	-1.3	2.8	-2.8	-3.8	1.5	-0.4	0.2	0.1	-0.1	-15.9	Other industry					
2.3	5.5	0.4	1.9	-0.1	-1.1	-2.2	-2.3	-0.1	-1.5	-0.6	0.4	-0.9	-9.0	10.0	<b>Manufacture of sports goods</b>					
-0.8	-0.4	-1.3	-1.0	1.2	-0.4	0.3	2.7	0.04	0.2	0.2	0.8	-1.0	1.2	-0.1	<b>Manufacture of games and toys</b>					
0.4	-1.5	-0.6	0.4	0.0	1.6	2.4	7.7	-0.2	-1.7	2.1	-2.0	0.7	-0.9	1.7	<b>Repair of fabricated metal products, machinery and equipment and installation of industrial machinery and equipment</b>					
-1.0	-0.2	-1.4	-1.2	1.4	-0.8	-0.1	1.7	0.1	0.6	-0.1	1.3	-1.3	1.7	-0.5	Repair and maintenance of transport equipment except motorcycles and bicycles					
0.1	0.1	0.4	0.3	0.2	0.3	0.3	0.3	0.3	0.1	-0.1	0.3	-0.4	-0.2	0.6	Other industry					
0.1	0.1	0.4	0.3	0.2	0.3	0.3	0.3	0.3	0.1	-0.1	0.3	-0.4	-0.2	0.6	<b>Total Manufacturing</b>					



Jadual **1.6a** : Gaji dan Upah yang Dibayar Sektor Pembuatan Mengikut Kumpulan  
 Table : *Salaries and Wages Paid of Manufacturing Sector by Group*

Kod Kumpulan Group code	Keterangan Kumpulan/Tempoh	2021		2022				2023				2022			
		2021	2022	Q1	Q2	Q3	Q4	Q1	Q2	(Jan. - Ogo.)	(Jan. - Ogo.)	Jan.	Feb.	Mac	Apr.
101	Pemprosesan dan pengawetan daging	355	361	88	87	87	99	103	106	232	278	31	29	28	29
102	Pemprosesan dan pengawetan ikan, krustasea dan moluska	457	449	111	110	111	116	118	117	295	315	38	36	36	37
	10201 Pengetinan ikan, krustasea dan moluska &														
	10202 Pemprosesan dan pengawetan ikan, krustasea dan moluska	369	358	89	88	88	94	96	96	235	256	30	29	29	29
	Industri lain	87	91	22	22	24	22	22	22	60	59	8	7	7	7
103	Pemprosesan dan pengawetan buah-buahan dan sayur - sayuran	174	190	46	47	48	48	55	59	125	151	15	15	15	16
	10303 Pengetinan nanas &														
	10304 Pembuatan jem, marmalad dan sajian jeli	15	11	2	3	3	3	4	4	7	11	1	1	1	1
	Industri lain	160	179	44	45	45	45	51	55	118	140	15	14	15	15
104	Pembuatan minyak dan lemak daripada sayuran dan haiwan	2,773	2,958	721	727	736	774	782	784	1,937	2,091	241	240	240	239
	10404 Pembuatan minyak sayuran mentah dan bertapis &														
	10406 Pembuatan sebatian lemak masakan	204	218	52	55	56	55	55	56	145	146	17	17	18	18
	10405 Pembuatan minyak kelapa	96	93	24	25	23	22	26	27	64	74	8	8	8	8
	Industri lain	2,473	2,646	645	648	657	697	701	701	1,729	1,871	215	215	215	214
105	Pembuatan produk tenusu	804	875	221	227	217	211	225	232	592	603	73	74	74	77
	10502 Pembuatan susu pekat, tepung dan sejat	704	775	195	200	193	187	199	206	524	534	64	66	65	68
	Industri lain	99	100	26	27	23	24	25	26	68	70	9	8	9	9
106	Pembuatan produk bijian, kanji dan produk berkanji	366	370	93	92	92	91	96	98	248	258	32	31	31	32
	10611 Pengilangan beras	176	179	45	44	45	44	48	47	119	126	16	15	15	15
	10613 Pengilangan tepung	165	166	42	42	42	41	41	45	112	115	14	14	14	14
	Industri lain	25	25	6	6	6	6	7	6	17	17	2	2	2	2
107	Pembuatan produk makanan lain	3,799	4,170	1,011	1,028	1,043	1,088	1,094	1,082	2,727	2,920	335	330	345	338
	10711 Pembuatan biskut dan cookies	320	375	89	93	95	97	101	103	245	277	30	29	30	30
	10712 Pembuatan roti, kek dan produk bakeri lain	933	932	219	229	238	247	239	243	600	649	73	72	73	74
	10713 Pembuatan produk snek	204	232	55	58	59	60	62	59	152	162	19	17	18	18
	10721 Pembuatan gula	76	81	22	21	20	18	17	17	56	46	7	7	8	7
	10731 Pembuatan produk koko	82	93	24	23	22	23	23	24	62	64	8	8	8	9
	10732 Pembuatan coklat dan produk coklat &														
	10733 Pembuatan konfeksi gula	347	401	99	99	99	104	101	92	264	258	31	32	36	32
	10793 Pembuatan sos dan bahan perasa	363	369	92	91	90	96	100	102	244	272	30	30	32	30
	10799 Pembuatan produk makanan lain t.t.t.l.	381	481	114	116	120	132	135	134	308	362	37	38	39	38
	Industri lain	1,094	1,206	297	299	299	311	316	307	796	829	99	97	101	99
108/10800	Pembuatan makanan haiwan tersedia	1,045	1,061	262	260	261	278	281	277	697	746	87	87	87	86
110	Pembuatan minuman ringan	508	532	132	128	128	143	141	139	344	371	44	45	43	44
	11041 Pembuatan minuman ringan	342	373	90	89	90	104	101	100	237	265	30	31	29	30
	11042 Pengeluaran air mineral semulajadi dan minuman lain yang dibotolkan	128	127	34	31	30	31	32	31	85	83	11	11	11	11
	Industri lain	38	32	8	8	8	8	9	8	21	22	3	3	3	3
120/12000	Pembuatan produk tembakau	62	63	17	14	14	18	18	16	41	43	5	6	6	5
131	Pemintalan, penenunan dan penyiapan tekstil	328	353	87	86	88	92	84	85	232	226	29	29	29	28
	13110 Penyediaan dan pemintalan gentian tekstil &														
	13120 Penenunan tekstil	222	238	59	58	59	62	56	58	155	156	20	20	20	19
	13132 Pewarnaan, pelunturan, percetakan dan penyiapan akhir benang dan fabrik	98	107	26	27	27	27	25	24	71	65	9	9	9	9
	Industri lain	8	9	2	2	2	2	2	2	6	6	1	1	1	1
139	Pembuatan tekstil lain	329	319	79	78	80	83	88	91	210	239	27	26	26	26
	13910 Pembuatan fabrik dikait dan dikrusye	111	97	25	23	23	25	24	26	64	66	9	9	8	8
	Industri lain	218	222	54	55	57	57	65	65	146	173	18	17	18	18
141	Pembuatan pakaian, kecuali pakaian berbulu	838	887	225	212	213	238	238	230	577	616	79	73	73	72
	14102 Pembuatan pakaian	580	598	151	141	143	164	162	154	386	416	53	49	49	48
	Industri lain	258	289	74	71	70	74	76	76	191	201	25	25	24	24
142 & 143	Pembuatan artikel daripada kulit bulu dan pakaian yang dikait dan dikrusye	25	25	6	7	6	6	6	6	17	16	2	2	2	2
151 (15110 & 15120)	Penyamakan dan pembersihan kulit, pembuatan bagasi, beg tangan, pelana dan abah-abah pembersihan dan pewarnaan bulu	121	123	31	30	30	32	32	32	80	85	11	10	10	10
152	Pembuatan kasut	186	201	51	50	48	51	54	53	132	140	17	17	17	17
	15201 Pembuatan kasut kulit &														
	15203 Pembuatan kasut getah	133	145	37	36	35	37	39	37	95	100	12	12	12	12
	Industri lain	54	56	15	14	13	14	15	15	37	41	5	5	5	5
161/16100	Pengilangan dan pengetaman kayu	547	520	137	129	127	128	134	127	350	348	46	47	44	44



2023															Group Description/Period	
Mei	Jun	Jul.	Ogo.	Sep.	Okt.	Nov.	Dis.	Jan.	Feb.	Mac	Apr.	Mei	Jun	Jul.		Ogo.
29	29	29	29	30	30	33	37	36	34	33	35	35	36	34	35	<b>Processing and preserving of meat</b>
37	37	37	37	37	39	39	39	40	39	39	38	40	40	40	40	<b>Processing and preserving of fish, crustaceans and molluscs</b>
29	29	29	29	29	31	31	32	32	32	32	31	32	32	33	32	<i>Canning of fish, crustaceans and molluscs</i>
8	7	8	8	8	8	7	7	7	7	7	7	7	7	7	8	<i>Processing, curing and preserving of fish, crustacean and molluscs</i>
16	16	16	16	16	16	16	16	18	18	19	19	20	20	19	18	<b>Processing and preserving of fruits and vegetable</b>
1	1	1	1	1	1	1	1	1	1	1	1	1	1	1	1	<i>Pineapple canning</i>
15	15	15	15	15	15	15	15	17	17	17	18	18	18	18	17	<i>Manufacture of jams, marmalades and table jellies</i>
242	246	250	239	246	249	246	280	264	261	258	262	262	260	267	258	<b>Manufacture of vegetable and animal oils and fats</b>
18	19	19	19	18	18	18	18	19	18	18	19	18	19	17	18	<i>Manufacture of crude and refined vegetable oil</i>
8	8	8	8	8	7	7	7	9	9	9	9	9	9	10	10	<i>Manufacture of compound cooking fats</i>
215	219	223	213	220	223	220	254	237	233	230	234	235	232	240	230	<i>Manufacture of coconut oil</i>
77	73	72	73	72	69	71	71	73	77	75	77	77	78	71	75	<b>Manufacture of dairy products</b>
69	64	64	65	64	61	63	62	64	69	66	69	68	69	63	66	<i>Manufacture of condensed, powdered and evaporated milk</i>
9	9	8	8	8	8	8	8	9	8	9	8	9	9	9	9	<i>Other industry</i>
30	30	31	32	30	30	30	31	32	32	32	33	32	33	32	32	<b>Manufacture of grain mill products, starches and starch products</b>
15	15	15	15	15	15	15	15	16	16	16	16	16	15	16	15	<i>Rice milling</i>
14	14	14	15	13	13	13	14	14	14	14	15	14	16	14	14	<i>Flour milling</i>
2	2	2	2	2	2	2	2	2	2	2	2	2	2	2	2	<i>Other industry</i>
341	349	343	346	354	353	360	375	372	361	361	357	363	363	368	376	<b>Manufacture of other food products</b>
31	32	31	32	32	32	33	33	34	33	33	34	35	35	37	37	<i>Manufacture of biscuits and cookies</i>
77	77	76	77	85	82	83	82	82	79	77	80	82	81	84	84	<i>Manufacture of bread, cakes and other bakery products</i>
19	20	20	20	20	20	20	21	20	21	21	20	19	20	20	21	<i>Manufacture of snack products</i>
7	7	7	7	7	7	6	5	6	6	5	5	6	6	6	6	<i>Manufacture of sugar</i>
7	7	7	7	8	8	8	8	7	8	8	9	8	8	8	8	<i>Manufacture of cocoa products</i>
33	34	33	33	32	33	33	38	34	33	34	31	31	31	32	33	<i>Manufacture of chocolate and chocolate products</i>
30	32	30	30	30	30	30	35	32	31	37	35	33	34	33	36	<i>Manufacture of sugar confectionery</i>
38	39	39	39	41	42	45	45	48	44	43	43	45	46	46	47	<i>Manufacture of sauces and condiments</i>
99	101	100	100	99	100	103	109	107	106	103	101	103	103	102	104	<i>Manufacture of other food products n.e.c.</i>
87	87	88	87	86	86	86	105	90	98	93	90	94	92	95	93	<b>Manufacture of prepared animal feeds</b>
42	42	41	42	45	45	47	52	48	47	47	47	46	45	45	45	<b>Manufacture of beverages</b>
30	29	29	29	32	32	34	38	34	33	33	34	33	33	33	32	<i>Manufacture of soft drinks</i>
10	10	10	10	10	10	10	11	11	10	11	11	10	10	10	11	<i>Production of natural mineral waters and other bottled waters</i>
2	3	3	3	3	3	3	3	3	3	3	3	3	3	3	3	<i>Other industry</i>
5	5	5	5	5	5	5	7	6	6	6	5	5	5	5	5	<b>Manufacture of tobacco products</b>
29	29	29	29	30	30	30	31	29	27	28	28	29	28	29	29	<b>Spinning, weaving and finishing of textiles</b>
19	19	19	19	20	20	21	21	20	18	19	19	20	20	21	21	<i>Preparation and spinning of textile fibres</i>
9	9	9	9	9	9	9	10	9	9	8	8	8	8	7	8	<i>Weaving of textiles</i>
1	1	1	1	1	1	1	1	1	1	1	1	1	1	1	1	<i>Dyeing, bleaching, printing and finishing of yarns and fabrics</i>
26	26	27	27	27	27	28	28	30	29	30	30	31	30	30	30	<b>Manufacture of other textiles</b>
8	8	8	8	8	8	9	9	8	8	8	8	9	8	8	8	<i>Manufacture of knitted and crocheted fabrics</i>
18	18	19	19	19	19	19	19	22	21	22	22	22	22	22	22	<i>Other industry</i>
72	67	70	70	72	72	79	87	83	77	78	78	77	74	75	74	<b>Manufacture of wearing apparel, except fur apparel</b>
48	45	47	47	49	49	53	62	58	52	52	53	52	49	50	49	<i>Manufacture of clothings</i>
24	22	23	23	24	23	25	26	26	25	26	25	25	25	24	25	<i>Other industry</i>
2	2	2	2	2	2	2	2	2	2	2	2	2	2	2	2	<b>Manufacture of articles of fur, knitted and crocheted apparel</b>
10	10	9	10	11	11	11	11	11	11	11	11	11	11	10	10	<b>Tanning and dressing of leather; manufacture of luggage, handbags, saddlery and harness; dressing and dyeing of fur</b>
17	16	15	16	17	17	17	18	18	18	18	18	18	17	17	17	<b>Manufacture of footwear</b>
12	12	11	12	12	12	12	13	13	13	13	12	13	12	12	12	<i>Manufacture of leather footwear</i>
5	4	4	4	5	5	5	5	5	5	5	5	5	5	5	5	<i>Manufacture of rubber footwear</i>
43	43	42	42	43	43	42	43	44	45	44	43	42	42	44	43	<i>Other industry</i>
43	43	42	42	43	43	42	43	44	45	44	43	42	42	44	43	<b>Sawmilling and planning of wood</b>

Jadual Table **1.6a** : Gaji dan Upah yang Dibayar Sektor Pembuatan Mengikut Kumpulan  
 : *Salaries and Wages Paid of Manufacturing Sector by Group*

Kod Kumpulan Group code	Keterangan Kumpulan/Tempoh	2021		2022				2023		2022	2023	2022			
		2021	2022	Q1	Q2	Q3	Q4	Q1	Q2	(Jan. - Ogo.)	(Jan. - Ogo.)	Jan.	Feb.	Mac	Apr.
<b>162</b>	<b>Pembuatan produk daripada kayu, gabus, jerami dan bahan jalinan</b>	<b>1,913</b>	<b>2,064</b>	<b>514</b>	<b>504</b>	<b>516</b>	<b>530</b>	<b>544</b>	<b>535</b>	<b>1,361</b>	<b>1,442</b>	<b>174</b>	<b>170</b>	<b>169</b>	<b>168</b>
16211	Pembuatan kepingan venier dan papan lapis	934	1,008	248	239	255	265	255	251	655	683	84	82	81	79
16212	Pembuatan papan partikel dan papan gentian	251	299	76	76	74	74	82	77	201	212	25	25	25	26
16221	Pertukangan kayu untuk jurubina	407	428	107	106	106	109	122	122	284	324	36	36	35	36
	Industri lain	321	329	83	83	80	83	85	84	220	223	29	27	27	28
<b>170</b>	<b>Pembuatan kertas dan produk kertas</b>	<b>2,018</b>	<b>2,100</b>	<b>524</b>	<b>516</b>	<b>520</b>	<b>541</b>	<b>548</b>	<b>523</b>	<b>1,384</b>	<b>1,419</b>	<b>173</b>	<b>177</b>	<b>174</b>	<b>172</b>
17010	Pembuatan pulpa, kertas dan kertas tebal	271	304	74	76	77	77	67	55	202	160	25	25	25	24
17020	Pembuatan kertas gelugur dan kertas tebal dan bekas daripada kertas dan kertas tebal	805	836	200	205	211	220	226	225	544	603	69	65	65	68
17091	Pembuatan sampul surat dan kad surat	59	54	13	13	13	14	13	13	36	35	5	4	4	4
17092	Pembuatan kertas kegunaan rumah dan pembersih peribadi	345	374	98	93	90	94	108	97	250	265	28	36	34	33
	17093 Pembuatan kertas bergam atau pelekat yang berjalur atau bergulung dan label dan kertas dinding	308	270	73	65	64	68	63	62	180	166	24	25	24	22
	Industri lain	230	263	65	64	64	69	70	71	172	190	22	21	21	21
<b>181 &amp; 182</b>	<b>Percetakan, aktiviti perkhidmatan berkaitan percetakan dan penerbitan semula media rakaman</b>	<b>2,153</b>	<b>2,242</b>	<b>567</b>	<b>559</b>	<b>542</b>	<b>575</b>	<b>594</b>	<b>600</b>	<b>1,491</b>	<b>1,587</b>	<b>194</b>	<b>185</b>	<b>188</b>	<b>184</b>
18110	Percetakan	1,807	1,892	474	475	458	486	498	509	1,257	1,339	162	154	158	156
18120	Aktiviti perkhidmatan berkaitan percetakan &														
18200	Penerbitan semula media rakaman	346	350	93	84	84	88	96	91	234	248	32	31	30	28
<b>192 (19201 &amp; 19202)</b>	<b>Pembuatan produk petroleum bertapis</b>	<b>2,326</b>	<b>2,363</b>	<b>629</b>	<b>532</b>	<b>577</b>	<b>625</b>	<b>677</b>	<b>570</b>	<b>1,532</b>	<b>1,631</b>	<b>199</b>	<b>198</b>	<b>231</b>	<b>173</b>
<b>201</b>	<b>Pembuatan kimia asas, baja dan sebatian nitrogen, plastik dan getah sintetik dalam bentuk primer</b>	<b>3,062</b>	<b>3,205</b>	<b>799</b>	<b>787</b>	<b>807</b>	<b>812</b>	<b>863</b>	<b>801</b>	<b>2,127</b>	<b>2,184</b>	<b>259</b>	<b>263</b>	<b>277</b>	<b>262</b>
20111	Pembuatan gas perindustrian atau perubatan bukan organik dalam bentuk cecair atau mampat	226	296	73	73	76	74	90	82	197	232	24	24	24	24
20112 & 20113	Pembuatan kimia organik asas & Pembuatan sebatian bukan organik	1,560	1,670	413	403	427	426	451	408	1,102	1,118	136	137	140	133
20121 & 20129	Pembuatan baja & Pembuatan produk campuran nitrogen	343	310	82	76	75	77	76	74	208	198	25	27	30	25
20131	Pembuatan plastik dalam bentuk primer	831	811	203	206	199	204	216	210	542	564	65	65	72	70
	Industri lain	102	118	28	29	30	30	31	26	78	73	9	10	10	10
<b>202 &amp; 203</b>	<b>Pembuatan produk kimia lain dan serat buatan manusia</b>	<b>2,616</b>	<b>2,626</b>	<b>686</b>	<b>635</b>	<b>638</b>	<b>667</b>	<b>688</b>	<b>657</b>	<b>1,750</b>	<b>1,797</b>	<b>229</b>	<b>226</b>	<b>231</b>	<b>217</b>
20210	Pembuatan racun perosak dan produk agrokimia lain	240	258	67	66	61	64	71	81	173	202	22	20	25	24
20221	Pembuatan cat, varnis dan penyadur dan mastik	340	361	98	85	85	93	106	101	240	277	35	31	32	30
20222	Pembuatan dakwat cetak	279	236	63	58	57	58	54	53	159	143	21	21	21	20
20231 & 20232	Pembuatan sabun dan bahan pencuci, penyediaan membersih dan mengilat & Pembuatan pewangi dan penyediaan dandanan diri	902	844	230	198	202	215	236	219	562	606	72	79	79	67
20291 & 20292 & 20299	Pembuatan plat fotografi, filem, sensitized paper dan other sensitized unexposed materials & Pembuatan dakwat menulis dan melukis & Pembuatan produk kimia lain t.t.t.l.	821	891	219	219	224	229	210	194	591	545	75	72	72	72
	Industri lain	34	37	9	9	9	9	9	9	25	24	3	3	3	3
<b>210</b>	<b>Pembuatan produk farmaseutikal, kimia perubatan dan botani</b>	<b>717</b>	<b>789</b>	<b>180</b>	<b>196</b>	<b>202</b>	<b>211</b>	<b>188</b>	<b>197</b>	<b>510</b>	<b>521</b>	<b>61</b>	<b>60</b>	<b>60</b>	<b>67</b>
21001	Pembuatan bahan aktif ubat-ubatan untuk digunakan oleh bidang farmakologi dalam pembuatan ubat-ubatan	574	629	143	156	160	171	149	154	405	406	49	47	47	54
	Industri lain	143	159	37	40	43	40	39	43	105	115	12	13	12	14
<b>221</b>	<b>Pembuatan produk getah</b>	<b>4,095</b>	<b>4,094</b>	<b>938</b>	<b>1,063</b>	<b>1,089</b>	<b>1,003</b>	<b>943</b>	<b>1,003</b>	<b>2,738</b>	<b>2,669</b>	<b>320</b>	<b>308</b>	<b>310</b>	<b>324</b>
22111	Pembuatan tayar getah untuk kenderaan	353	382	81	97	104	99	115	120	248	319	28	24	29	29
22112	Pembuatan bunga tayar yang boleh ditukar ganti dan tayar celup	88	103	23	26	27	27	29	32	67	84	8	7	9	9
22191 & 22193	Pembuatan produk lain daripada getah asli atau sintetik, tidak divulkan, divulkan atau dikeraskan & Pengilangan semula getah dan prosesan susu getah	682	737	172	185	196	184	182	192	486	505	56	56	59	61
22192	Pembuatan sarung tangan getah	2,238	2,160	484	576	584	516	444	491	1,461	1,301	168	160	156	165
22199	Pembuatan produk getah lain yang t.t.t.l.	732	712	179	178	178	177	173	168	476	460	61	60	58	61
<b>222</b>	<b>Pembuatan produk plastik</b>	<b>7,528</b>	<b>7,892</b>	<b>1,847</b>	<b>2,013</b>	<b>2,013</b>	<b>2,019</b>	<b>1,996</b>	<b>2,059</b>	<b>5,198</b>	<b>5,390</b>	<b>607</b>	<b>600</b>	<b>641</b>	<b>665</b>
22201 & 22202	Pembuatan produk plastik separa siap & Pembuatan produk plastik siap	2,636	2,724	624	691	688	720	712	702	1,774	1,853	203	205	216	227
22203	Pembuatan artikel plastik untuk pembungkusan barangan	1,591	1,847	402	471	472	502	550	600	1,189	1,523	131	121	150	156
22204	Pembuatan barangan plastik jurubina	96	101	25	26	25	26	29	32	67	81	8	8	8	9
22205	Pembuatan pinggan mangkuk, peralatan dapur dan barangan tandas daripada plastik	570	598	148	151	153	146	145	148	400	391	48	49	51	51
22209	Pembuatan pelbagai produk plastik t.t.t.l.	2,635	2,622	649	674	674	624	560	576	1,769	1,543	216	217	216	223
<b>231 (23101 &amp; 23102 &amp; 23109)</b>	<b>Pembuatan kaca dan produk kaca</b>	<b>747</b>	<b>890</b>	<b>210</b>	<b>215</b>	<b>224</b>	<b>241</b>	<b>230</b>	<b>228</b>	<b>570</b>	<b>611</b>	<b>72</b>	<b>68</b>	<b>69</b>	<b>69</b>

2023																Group Description/Period
Mei	Jun	Jul.	Ogo.	Sep.	Okt.	Nov.	Dis.	Jan.	Feb.	Mac	Apr.	Mei	Jun	Jul.	Ogo.	
170	167	171	172	173	174	175	181	181	182	180	179	180	176	180	183	<b>Manufacture of products of wood, cork, straw and plaiting materials</b>
81	79	83	86	87	87	89	90	84	86	85	83	85	83	88	89	Manufacture of veneer sheets and plywood
25	25	25	25	24	24	24	25	28	27	27	27	26	24	26	27	Manufacture of particle board and fibreboard
36	35	36	35	35	36	34	38	41	41	40	41	40	41	40	40	Manufacture of builders' carpentry
28	27	27	27	27	27	28	27	28	28	29	28	28	28	27	27	Other industry
171	173	171	173	176	177	178	187	180	186	182	175	174	174	173	175	<b>Manufacture of paper and paper products</b>
25	26	26	26	25	26	26	25	21	24	22	20	18	18	18	19	Manufacture of pulp, paper and paperboard
68	69	68	71	72	72	73	75	76	75	75	74	76	75	76	76	Manufacture of corrugated paper and paperboard and of containers of paper and paperboard
4	4	4	4	5	5	4	5	4	4	4	4	4	4	4	4	Manufacture of envelopes and letter-card
30	30	30	29	30	30	29	34	33	38	37	32	32	32	29	31	Manufacture of household and personal hygiene paper
21	22	21	21	22	23	23	23	21	21	21	21	21	21	21	20	Manufacture of gummed or adhesive paper in strips or rolls and labels and wall paper
22	21	22	22	21	21	22	26	24	23	23	24	24	24	24	24	Other industry
188	187	182	182	177	183	190	202	204	193	197	197	203	200	196	197	<b>Printing, service activities related to printing and reproduction of recorded media</b>
159	159	154	154	150	155	160	171	170	162	166	168	172	170	165	166	Printing
28	28	28	28	27	28	30	31	33	31	31	29	31	31	30	31	Service activities related to printing
																Reproduction of recorded media
173	186	185	187	206	204	195	226	216	212	249	188	187	195	190	194	<b>Manufacture of refined petroleum products</b>
256	269	273	268	266	267	265	279	282	279	302	280	255	266	265	256	<b>Manufacture of basic chemicals, fertilizer and nitrogen compounds, plastics and synthetic rubber in primary forms</b>
23	25	25	26	25	26	24	24	26	31	33	27	27	27	30	30	Manufacture of liquefied or compressed inorganic industrial or medical gases
130	141	144	142	141	142	137	147	150	146	155	146	125	136	133	126	Manufacture of basic organic chemicals
																Manufacture of inorganic compounds
																Manufacture of fertilizers
25	25	26	25	25	25	25	28	26	24	26	25	25	25	24	23	Manufacture of associated nitrogen products
68	68	68	66	65	65	69	70	69	69	78	72	69	69	70	68	Manufacture of plastics in primary forms
10	10	10	10	10	10	10	10	11	10	10	10	8	8	8	8	Other industry
210	209	216	213	210	210	211	246	227	232	229	222	217	218	225	227	<b>Manufacture of other chemical products and man-made fibres</b>
21	21	21	19	21	21	21	21	22	22	27	27	27	27	26	23	Manufacture of pesticides and other agrochemical products
27	28	29	28	28	29	29	35	34	38	33	34	33	34	34	37	Manufacture of paints, varnishes and similar coatings ink and mastics
19	19	19	19	19	19	19	20	18	18	18	18	18	17	18	18	Manufacture of printing ink
65	66	66	68	67	66	67	83	74	83	79	75	72	72	75	76	Manufacture of soap and detergents, cleaning and polishing preparations
																Manufacture of perfumes and toilet preparations
74	73	78	75	71	72	72	85	75	68	68	66	64	64	69	71	Manufacture of photographic plates, films, sensitized paper and other sensitized unexposed materials
																Manufacture of writing and drawing ink
3	3	3	3	3	3	3	3	3	3	3	3	3	3	3	2	Manufacture of other chemical products n.e.c.
																Other industry
64	65	66	68	68	69	66	76	65	61	62	68	64	65	67	69	<b>Manufacture of pharmaceuticals, medicinal chemical and botanical products</b>
51	51	52	54	54	56	52	62	52	48	49	54	50	50	51	53	Manufacture of medicinal active substances to be used for their pharmacological properties in the manufacture of medicaments
13	13	14	14	14	13	14	13	13	13	13	14	15	14	16	16	Other industry
353	385	369	368	352	338	338	327	309	315	319	321	331	350	356	367	<b>Manufacture of rubber products</b>
34	34	34	36	34	33	34	33	40	39	36	40	40	39	42	43	Manufacture of rubber tyres for vehicles
9	9	9	9	9	9	9	9	9	9	11	10	11	11	11	12	Manufacture of interchangeable tyre treads and retreading rubber tyres
61	63	64	65	66	61	61	63	59	59	64	65	64	63	65	65	Manufacture of other products of natural or synthetic rubber, unvulcanized, vulcanized or hardened
																Rubber remilling and latex processing
192	219	204	197	183	176	177	163	143	153	148	149	161	181	178	189	Manufacture of rubber gloves
57	60	59	61	59	59	58	60	57	56	60	57	55	57	60	59	Manufacture of other rubber products n.e.c.
684	664	661	677	674	670	658	692	672	652	671	696	693	670	666	670	<b>Manufacture of plastics products</b>
242	222	224	235	230	233	233	254	244	246	222	239	238	225	214	225	Manufacture of semi-manufactures of plastic products
																Manufacture of finished plastic products
160	155	156	159	156	166	165	172	179	166	205	202	204	194	199	175	Manufacture of plastic articles for the packing of goods
9	8	8	8	8	9	8	9	9	9	10	10	11	11	11	9	Manufacture of builders' plastics ware
50	50	50	51	52	50	47	49	48	48	49	49	49	49	48	50	Manufacture of plastic tableware, kitchenware and toilet articles
223	228	223	223	228	212	204	209	192	183	185	195	191	190	195	211	Manufacture of diverse plastic products n.e.c.
74	71	73	73	79	78	79	84	81	75	74	75	77	76	76	76	<b>Manufacture of glass and glass products</b>

Jadual Table **1.6a** : Gaji dan Upah yang Dibayar Sektor Pembuatan Mengikut Kumpulan  
 : *Salaries and Wages Paid of Manufacturing Sector by Group*

Kod Kumpulan Group code	Keterangan Kumpulan/Tempoh	2021		2022			2023			2022	2023	2022			
		2021	2022	Q1	Q2	Q3	Q4	Q1	Q2	(Jan. - Ogo.)	(Jan. - Ogo.)	Jan.	Feb.	Mac	Apr.
<b>239</b>	<b>Pembuatan pengeluaran galian bukan logam t.t.t.l.</b>	<b>3,592</b>	<b>3,717</b>	<b>913</b>	<b>931</b>	<b>927</b>	<b>946</b>	<b>914</b>	<b>932</b>	<b>2,460</b>	<b>2,473</b>	<b>305</b>	<b>298</b>	<b>309</b>	<b>309</b>
23911	Pembuatan mortar refraktori dan konkrit &	365	311	74	78	79	81	75	80	204	209	24	24	26	25
23921	Pembuatan seramik bukan refraktori														
23930	Pembuatan produk porselin dan seramik lain	159	170	44	43	42	41	37	35	115	97	14	15	14	14
23941	Pembuatan simen hidraulik	287	278	69	70	68	71	73	75	184	196	25	22	22	23
23951	Pembuatan konkrit dan mortar siap bancuh dan bancuhan kering	686	738	181	185	187	185	175	173	491	464	60	58	63	63
23952	Pembuatan konkrit pratuangan, simen atau artikel batu buatan yang digunakan dalam pembinaan;														
23953	& Pembuatan komponen struktur pasang siap untuk bangunan atau kejuruteraan awam dari simen, batu atau konkrit buatan	1,253	1,279	316	319	320	324	319	330	849	874	106	105	106	105
23959	& Pembuatan artikel konkrit, simen dan plaster lain t.t.t.l.														
23990	Pembuatan produk mineral bukan logam lain t.t.t.l. Industri lain	484	539	133	132	131	142	141	141	352	377	45	44	44	41
		359	402	96	104	100	103	95	99	265	257	31	31	34	39
<b>241</b> ( <b>24101 &amp; 24102 &amp; 24103 &amp; 24104 &amp; 24109</b> )	<b>Pembuatan besi dan keluli asas</b>	<b>2,210</b>	<b>2,368</b>	<b>621</b>	<b>592</b>	<b>558</b>	<b>597</b>	<b>631</b>	<b>596</b>	<b>1,582</b>	<b>1,603</b>	<b>208</b>	<b>203</b>	<b>210</b>	<b>202</b>
<b>242</b> ( <b>24201 &amp; 24202 &amp; 24209</b> )	<b>Pembuatan logam asas berharga dan logam bukan ferus lain</b>	<b>1,423</b>	<b>1,396</b>	<b>365</b>	<b>336</b>	<b>336</b>	<b>358</b>	<b>394</b>	<b>363</b>	<b>924</b>	<b>987</b>	<b>126</b>	<b>124</b>	<b>114</b>	<b>110</b>
<b>243</b>	<b>Pengacuan logam</b>	<b>415</b>	<b>416</b>	<b>107</b>	<b>101</b>	<b>102</b>	<b>106</b>	<b>103</b>	<b>99</b>	<b>276</b>	<b>265</b>	<b>36</b>	<b>36</b>	<b>36</b>	<b>34</b>
<b>251 &amp; 252</b>	<b>Pembuatan produk struktur logam, tangki, takungan, penjana wap, senjata dan peluru</b>	<b>1,632</b>	<b>1,643</b>	<b>414</b>	<b>403</b>	<b>403</b>	<b>423</b>	<b>431</b>	<b>427</b>	<b>1,083</b>	<b>1,144</b>	<b>142</b>	<b>136</b>	<b>135</b>	<b>134</b>
25113	Pembuatan pintu, tingkap dan bingkai, penutup tingkap dan pintu pagar daripada logam &	880	841	214	205	203	218	226	224	552	600	75	70	69	69
25119	Pembuatan produk struktur logam lain														
25120	Pembuatan tangki, takungan dan kontena daripada logam Industri lain	557	609	152	149	153	155	154	153	403	411	51	51	50	49
		195	193	48	48	47	50	51	50	128	134	16	16	16	16
<b>259</b>	<b>Pembuatan lain-lain produk yang direka daripada logam; aktiviti perkhidmatan kerja logam</b>	<b>3,841</b>	<b>3,982</b>	<b>1,021</b>	<b>976</b>	<b>970</b>	<b>1,016</b>	<b>1,063</b>	<b>1,018</b>	<b>2,640</b>	<b>2,758</b>	<b>347</b>	<b>337</b>	<b>336</b>	<b>322</b>
25910	Tempaan, tekanan, hentakan dan bentuk gelekkan logam; serbuk metalurgi	768	754	194	188	183	189	185	178	505	485	65	65	64	63
25920	Rawatan dan penyalutan logam; menggunakan mesin	502	509	132	130	121	126	128	124	343	330	44	45	43	42
25991	Pembuatan tin untuk produk makanan dan minuman, tiub dan kotak boleh dilipat	419	476	112	109	119	136	134	128	297	351	38	37	38	36
25992	Pembuatan kabel, plaited bands (jalur/pita berpintal) dan artikel seumpamanya daripada logam &	893	1,020	264	243	250	263	277	273	674	733	90	87	87	76
25993	Pembuatan bolt, skru, nat dan produk uliran seumpamanya														
25994	Pembuatan barangan rumah daripada logam	70	65	16	17	17	16	16	16	44	43	5	5	5	5
25999	Pembuatan produk lain yang direka daripada logam t.t.t.l. Industri lain	927	973	247	244	240	243	272	249	650	684	84	81	82	81
		261	185	56	45	41	43	50	50	128	134	22	17	17	18
<b>261</b>	<b>Pembuatan komponen dan papan elektronik</b>	<b>11,848</b>	<b>12,261</b>	<b>3,183</b>	<b>3,024</b>	<b>2,923</b>	<b>3,130</b>	<b>3,230</b>	<b>3,122</b>	<b>8,130</b>	<b>8,250</b>	<b>1,058</b>	<b>1,099</b>	<b>1,027</b>	<b>1,015</b>
26101	Pembuatan diod, transistor dan alatan semikonduktor yang seumpamanya &	7,743	7,883	2,026	1,972	1,891	1,993	2,051	1,995	5,248	5,309	677	689	661	656
26102	Pembuatan litar elektronik bersepadu dengan pemasangan mikro														
26103	Pembuatan kapasitor dan perintang elektrik &														
26104	Pembuatan papan litar bercetak &	3,638	3,901	1,033	930	918	1,020	1,056	1,004	2,559	2,622	340	370	323	317
26105	Pembuatan komponen paparan														
26109	Pembuatan komponen lain untuk aplikasi elektronik	466	477	124	122	114	117	123	123	322	319	41	40	43	42
<b>262</b> ( <b>26201 &amp; 26202</b> )	<b>Pembuatan komputer dan kelengkapan peranti</b>	<b>2,839</b>	<b>3,001</b>	<b>741</b>	<b>739</b>	<b>733</b>	<b>788</b>	<b>748</b>	<b>746</b>	<b>1,955</b>	<b>1,995</b>	<b>250</b>	<b>241</b>	<b>251</b>	<b>243</b>
<b>263/ 26300</b>	<b>Pembuatan peralatan komunikasi</b>	<b>665</b>	<b>789</b>	<b>194</b>	<b>196</b>	<b>187</b>	<b>211</b>	<b>211</b>	<b>198</b>	<b>515</b>	<b>527</b>	<b>65</b>	<b>64</b>	<b>65</b>	<b>73</b>
<b>264/ 26400</b>	<b>Pembuatan peralatan elektronik pengguna</b>	<b>1,140</b>	<b>1,341</b>	<b>329</b>	<b>327</b>	<b>343</b>	<b>342</b>	<b>329</b>	<b>311</b>	<b>884</b>	<b>857</b>	<b>115</b>	<b>109</b>	<b>106</b>	<b>108</b>
<b>265</b>	<b>Pembuatan kelengkapan mengukur, menguji, memandu arah dan kawalan; jam tangan dan jam</b>	<b>1,693</b>	<b>2,450</b>	<b>521</b>	<b>583</b>	<b>634</b>	<b>712</b>	<b>629</b>	<b>755</b>	<b>1,521</b>	<b>1,905</b>	<b>165</b>	<b>168</b>	<b>188</b>	<b>179</b>
26511	Pembuatan kelengkapan mengukur, menguji, memandu arah dan kawalan &	1,535	2,275	477	542	591	666	582	711	1,406	1,782	149	154	174	166
26512	Pembuatan kelengkapan kawalan proses perindustrian														
26520	Pembuatan jam tangan dan jam dan bahagiannya	157	175	44	41	44	46	47	44	115	124	16	14	14	13
<b>266/ 26600</b>	<b>Pembuatan peralatan penyinaran, perubatan elektro dan elektroterapeutik</b>	<b>705</b>	<b>736</b>	<b>179</b>	<b>186</b>	<b>184</b>	<b>187</b>	<b>192</b>	<b>194</b>	<b>488</b>	<b>499</b>	<b>58</b>	<b>58</b>	<b>62</b>	<b>61</b>

2023																Group Description/Period
Mei	Jun	Jul.	Ogo.	Sep.	Okt.	Nov.	Dis.	Jan.	Feb.	Mac	Apr.	Mei	Jun	Jul.	Ogo.	
311	311	310	306	311	313	313	321	312	298	305	304	314	314	313	314	<b>Manufacture of non-metallic mineral products n.e.c.</b>
																Manufacture of refractory mortars and concretes
27	26	27	26	26	26	26	28	25	24	26	26	27	28	27	27	Manufacture of non-refractory ceramic
15	15	14	14	14	14	14	14	15	11	11	11	12	12	12	12	Manufacture of other porcelain and ceramic products
24	23	23	22	23	23	23	25	26	24	24	24	26	25	25	24	Manufacture of hydraulic cement
61	62	62	63	62	63	59	62	59	58	58	57	58	58	58	58	Manufacture of ready-mix and dry-mix concrete and mortars
																Manufacture of precast concrete, cement or artificial stone articles for use in construction
107	108	109	105	106	106	112	106	109	103	107	107	112	111	114	112	Manufacture of prefabricated structural components for building or civil engineering of cement, concrete or artificial stone
																Manufacture of other articles of concrete, cement and plaster n.e.c.
46	45	43	43	45	46	45	51	46	47	47	44	49	48	46	49	Manufacture of other non-metallic mineral products n.e.c.
33	32	33	33	34	34	34	35	32	31	32	34	32	32	32	32	Other industry
197	194	184	184	190	190	191	216	215	207	208	202	201	194	188	189	<b>Manufacture of basic iron and steel</b>
114	111	110	112	114	116	116	126	131	135	128	121	122	119	117	114	<b>Manufacture of basic precious and other non-ferrous metals</b>
34	33	34	34	35	35	35	36	36	33	34	33	33	33	31	32	<b>Casting of metals</b>
136	132	135	132	137	138	141	144	144	143	144	141	144	142	143	143	<b>Manufacture of structural metal products, tanks, reservoirs, steam generators, weapons and ammunition</b>
70	66	67	65	71	70	72	76	75	75	77	74	76	74	75	74	Manufacture of metal doors, windows and their frames, shutters and gates
																Manufacture of other structural metal products
50	50	51	51	51	52	52	51	52	51	51	51	52	51	52	52	Manufacture of tanks, reservoirs and containers of metal
16	16	16	16	15	16	17	17	17	17	17	17	17	16	16	17	Other industry
329	325	320	323	326	329	332	355	354	358	351	337	344	337	336	342	<b>Manufacture of other fabricated metal products; metal working service activities</b>
64	61	60	62	61	61	60	68	63	62	60	60	61	58	60	62	Forging, pressing, stamping and roll-forming of metal; powder metallurgy
44	44	41	40	40	40	41	45	43	44	42	41	41	41	41	37	Treatment and coating of metals; machining
36	37	37	39	43	43	46	47	46	45	44	42	43	43	43	46	Manufacture of tins and cans for food products, collapsible tubes and boxes
																Manufacture of metal cable, plaited bands and similar articles
84	83	84	83	83	86	86	91	90	94	93	88	93	92	91	91	Manufacture of bolts, screws, nuts and similar threaded products
6	6	6	6	5	5	5	5	5	5	5	5	5	5	6	6	Manufacture of metal household articles
82	80	79	81	80	80	79	83	93	91	89	83	84	82	79	83	Manufacture of any other fabricated metal products n.e.c.
13	13	13	14	14	14	14	16	15	18	18	18	16	16	16	17	Other industry
1,007	1,002	958	963	1,001	997	990	1,144	1,055	1,103	1,073	1,046	1,046	1,029	942	957	<b>Manufacture of electronic components and boards</b>
																Manufacture of diodes, transistors and similar semiconductor devices
650	667	623	627	642	639	631	723	668	688	695	678	656	661	626	638	Manufacture of electronic integrated circuits micro assemblies
																Manufacture of electrical capacitors and resistors
316	297	298	299	321	320	321	379	346	374	336	327	350	328	277	285	Manufacture of printed circuit boards
																Manufacture of display components
41	38	38	38	38	38	38	41	41	41	42	41	41	41	39	34	Manufacture of other components for electronic applications
249	248	235	239	259	255	243	290	252	259	237	248	262	236	251	250	<b>Manufacture of computers and peripheral equipment</b>
61	62	61	64	62	62	77	72	72	69	70	67	64	67	56	62	<b>Manufacture of communication equipment</b>
107	111	107	120	115	115	115	113	113	104	112	101	104	106	105	112	<b>Manufacture of consumer electronics</b>
193	211	202	214	218	221	234	257	200	208	222	231	253	271	261	260	<b>Manufacture of measuring, testing, navigating and control equipment; watches and clocks</b>
																Manufacture of measuring, testing, navigating and control equipment
179	197	188	200	203	206	219	241	184	193	206	217	238	257	244	244	Manufacture of industrial process control equipment
14	14	14	15	15	15	15	16	16	15	15	15	15	14	17	16	Manufacture of watches and clocks and parts
62	63	62	61	61	60	59	68	63	66	64	67	64	63	58	56	<b>Manufacture of irradiation, electromedical and electrotherapeutic equipment</b>

Jadual Table **1.6a** : Gaji dan Upah yang Dibayar Sektor Pembuatan Mengikut Kumpulan  
: *Salaries and Wages Paid of Manufacturing Sector by Group*

Kod Kumpulan Group code	Keterangan Kumpulan/Tempoh	2021		2022				2023		2022		2023		2022	
		2021	2022	2022		2023		2022		2023		2022			
				Q1	Q2	Q3	Q4	Q1	Q2	(Jan. - Ogo.)	(Jan. - Ogo.)	Jan.	Feb.	Mac	Apr.
267 ( 26701 & 26702 ) & 268 (26800)	Pembuatan peralatan optikal, kelengkapan fotografi, media magnetik dan optikal	395	500	121	130	125	124	124	122	336	326	35	35	50	43
271	Pembuatan motor elektrik, penjana, transformer dan perkakasan pengagihan dan pengawalan elektrik	1,298	1,246	328	289	313	317	322	300	825	829	115	110	102	90
27101	Pembuatan motor elektrik, penjana dan transformer	450	474	113	118	123	120	116	118	313	316	40	37	36	37
27102	Pembuatan perkakasan pengagihan dan pengawalan elektrik	847	772	215	171	190	196	207	181	512	513	75	74	67	53
272/ 27200	Pembuatan bateri dan akumulator	438	481	117	114	121	129	135	132	311	359	39	40	38	36
273	Pembuatan pendawaian dan peranti pendawaian	1,003	1,133	273	273	292	295	278	269	740	731	93	91	89	86
27310	Pembuatan kabel gentian optikal	67	84	18	18	22	24	21	23	51	60	6	6	6	6
27320	Pembuatan wayar dan kabel elektronik dan elektrik lain	898	1,011	244	245	260	261	250	238	662	650	83	81	80	77
27330	Pembuatan alatan pendawaian pembawa dan bukan pembawa arus untuk litar elektrik (tanpa mengira jenis bahan)	38	39	11	10	10	9	8	8	27	21	3	4	3	3
274/ 27400	Pembuatan kelengkapan pencahayaan elektrik	221	248	62	55	64	66	61	54	160	159	23	21	18	17
275/ 27500	Pembuatan perkakasan domestik	574	436	124	118	105	89	94	98	316	264	42	41	40	33
279/ 27900	Pembuatan kelengkapan elektrik lain	299	395	89	91	99	115	116	104	242	290	30	29	30	30
281 & 282	Pembuatan jentera kegunaan umum dan kegunaan khas	4,292	4,424	1,123	1,070	1,083	1,149	1,148	1,080	2,908	2,945	386	383	354	359
28120 & 28130	Pembuatan alat-alat kuasa bendalir	340	348	84	83	87	94	85	89	224	234	29	27	28	28
28180 & 28220	Pembuatan alatan tangan yang menggunakan kuasa dilengkapkan dengan motor elektrik atau bukan motor elektrik atau pneumatik	918	919	229	220	229	242	221	220	599	589	77	81	70	73
28192	Pembuatan mesin penyaman udara, termasuk untuk kenderaan bermotor	689	743	180	172	189	202	185	151	478	434	57	60	63	57
28290	Pembuatan lain-lain mesin bertujuan khas t.t.t.l. Industri lain	554	525	149	129	117	130	142	134	355	357	53	53	43	46
		1,790	1,889	482	466	461	480	515	486	1,252	1,331	171	161	150	156
291 ( 29101 & 29102 )	Pembuatan kenderaan bermotor	1,057	1,152	286	290	281	295	270	274	765	729	96	98	91	97
292/ 29200	Pembuatan kerangka ( <i>coachwork</i> ) untuk kenderaan bermotor; pembuatan treler dan semi treler	283	344	77	87	89	92	97	92	221	254	24	25	28	29
293/ 29300	Pembuatan alat ganti dan aksesori untuk kenderaan bermotor	2,071	2,030	509	512	492	517	511	547	1,346	1,405	169	173	168	174
301 ( 30110 & 30120 )	Pembinaan kapal dan bot	285	281	74	70	67	69	77	75	190	202	23	23	28	24
302, 303, 304 & 309	Pembuatan lokomotif keretapi, <i>rolling stock</i> , kapal angkasa dan udara, jentera berkaitan, kenderaan tempur ketenteraan, dan kelengkapan pengangkutan t.t.t.l.	810	861	215	219	214	213	220	218	575	577	69	72	74	73
30910	Pembuatan motosikal	482	534	134	139	134	128	133	135	361	354	43	44	47	46
30920	Pembuatan basikal dan invalid carriages Industri lain	132	121	30	29	30	32	31	30	79	77	10	10	10	10
		195	206	51	51	50	54	56	54	135	146	17	18	17	17
310	Pembuatan perabot	2,425	2,556	658	629	622	647	683	655	1,694	1,772	222	218	217	211
31001	Pembuatan perabot kayu dan rotan Industri lain	1,852	2,025	517	493	497	519	553	537	1,334	1,445	175	171	171	165
		573	530	141	136	126	128	130	118	360	327	48	47	46	46
321 ( 32110 & 32120 )	Pembuatan barang kemas, <i>bijouterie</i> dan artikel berkaitan	250	261	68	63	62	69	67	60	172	168	24	23	21	21
322, 325 & 329	Pembuatan instrumen muzik, peralatan dan bekalan perubatan dan pergigian dan pembuatan lain t.t.t.l.	721	732	185	180	184	183	179	180	488	481	62	62	61	60
32901	Pembuatan alat tulis Industri lain	151	153	39	39	38	37	37	36	105	98	13	13	13	13
		570	579	146	141	145	146	142	144	383	382	49	49	48	47
323/ 32300	Pembuatan barangan sukan	71	71	18	17	17	19	19	18	47	48	6	6	6	6
324/ 32400	Pembuatan permainan dan mainan	184	236	54	54	63	65	63	66	149	173	18	18	18	18
331 & 332	Pembaikan pemasangan produk logam, jentera, kelengkapan dan pemasangan jentera perindustrian dan kelengkapan	1,260	1,319	334	331	312	342	359	355	872	940	111	110	113	115
33150	Pembaikan dan penyelenggaraan kelengkapan pengangkutan kecuali motosikal dan basikal Industri lain	268	275	69	68	63	76	80	76	178	202	22	23	24	24
		992	1,043	265	263	249	267	279	279	694	738	89	87	89	91
<b>Jumlah Pembuatan</b>		<b>89,830</b>	<b>94,528</b>	<b>23,513</b>	<b>23,318</b>	<b>23,364</b>	<b>24,332</b>	<b>24,517</b>	<b>24,165</b>	<b>62,311</b>	<b>64,615</b>	<b>7,865</b>	<b>7,805</b>	<b>7,843</b>	<b>7,715</b>

2023																Group Description/Period
Mei	Jun	Jul.	Ogo.	Sep.	Okt.	Nov.	Dis.	Jan.	Feb.	Mac	Apr.	Mei	Jun	Jul.	Ogo.	
42	45	43	41	40	40	39	45	41	40	44	41	39	42	40	41	<b>Manufacture of optical instruments, photographic equipment, magnetic and optical media</b>
98	101	103	106	104	102	101	113	111	104	107	97	101	102	104	103	<b>Manufacture of electric motors, generators, transformers and electricity distribution and control apparatus</b>
40	41	41	42	41	41	39	40	42	37	36	38	40	41	40	42	Manufacture of electric motors, generators and transformers
58	60	62	64	63	61	62	73	69	67	70	59	62	61	64	61	Manufacture of electricity distribution and control apparatus
39	38	39	41	41	42	43	45	43	46	45	42	47	43	46	47	<b>Manufacture of batteries and accumulators</b>
93	94	95	98	98	100	94	100	95	94	89	84	90	95	91	92	<b>Manufacture of wiring and wiring devices</b>
6	6	7	7	8	8	8	9	7	7	7	7	8	8	8	8	Manufacture of fibre optic cables
83	85	85	88	87	89	83	88	85	85	80	75	79	85	80	82	Manufacture of other electronic and electric wires and cables
3	3	3	3	3	3	3	2	3	3	3	2	3	3	3	3	Manufacture of current-carrying and non current-carrying wiring devices for electrical circuits regardless of material
18	21	21	22	22	21	22	23	22	21	18	17	18	19	21	23	<b>Manufacture of electric lighting equipment</b>
43	43	39	36	31	30	29	30	30	32	31	25	36	36	36	36	<b>Manufacture of domestic appliances</b>
30	31	31	31	37	36	36	43	40	39	37	33	34	37	35	35	<b>Manufacture of other electrical equipment</b>
359	351	353	363	366	372	366	411	393	384	371	363	360	357	354	363	<b>Manufacture of general-purpose and special-purpose machinery</b>
																Manufacture of fluid power equipment
28	27	28	29	29	30	29	36	28	28	28	29	30	30	30	31	Manufacture of other pumps, compressors, taps and valves
																Manufacture of power-driven hand tools with self-contained electric or non-electric motor or pneumatic drives
74	73	74	77	78	81	78	82	75	72	75	72	74	74	73	75	Manufacture of metal-forming machinery and machine tools
58	58	61	65	63	62	64	75	60	63	61	51	50	50	49	48	Manufacture of air-conditioning machines, including for motor vehicles
42	41	39	39	39	41	41	49	49	49	44	45	45	45	44	36	Manufacture of other special-purpose machinery n.e.c.
158	152	152	153	157	158	154	169	181	172	162	166	162	158	158	173	Other industry
97	97	92	97	92	94	93	109	92	93	85	90	92	92	91	94	<b>Manufacture of motor vehicles</b>
29	29	29	29	31	30	30	32	33	33	30	30	31	31	31	35	<b>Manufacture of bodies (coachwork) for motor vehicles; manufacture of trailers and semi-trailers</b>
168	170	162	163	167	167	168	182	166	171	174	181	184	183	175	171	<b>Manufacture of parts and accessories for motor vehicles</b>
23	23	22	22	23	23	23	23	24	24	29	24	26	25	25	25	<b>Building of ships and boats</b>
74	72	71	70	73	73	70	71	72	74	74	74	74	71	71	68	<b>Manufacture of railway locomotives, rolling stock, air and spacecraft, related machinery, military fighting vehicles and transport equipment n.e.c</b>
47	45	44	44	45	45	41	42	43	45	45	46	46	43	43	43	Manufacture of motorcycles
10	10	10	10	10	10	11	11	10	10	11	10	10	10	9	7	Manufacture of bicycles and invalid carriages
17	17	17	16	17	17	18	18	19	18	19	18	19	18	19	17	Other industry
212	205	203	204	214	213	213	221	233	225	224	217	223	215	216	218	<b>Manufacture of furniture</b>
167	161	161	163	172	171	171	177	190	182	181	174	185	178	177	178	Manufacture of wooden and cane furniture
46	44	42	42	42	42	42	44	44	43	43	43	38	37	39	40	Other industry
21	21	21	21	21	21	21	27	23	22	22	22	20	18	20	20	<b>Manufacture of jewellery, bijouterie and related articles</b>
60	61	60	62	62	60	60	63	61	60	58	58	62	60	60	62	<b>Manufacture of musical instruments, medical and dental instruments and supplies and other manufacturing n.e.c.</b>
13	13	13	13	12	12	12	12	12	13	12	12	12	12	12	13	Manufacture of stationery
47	48	47	49	50	48	48	50	49	47	46	46	50	48	48	48	Other industry
6	6	6	6	6	6	6	6	6	6	6	6	6	6	6	5	<b>Manufacture of sports goods</b>
18	19	20	21	22	20	21	24	21	21	22	20	22	23	21	22	<b>Manufacture of games and toys</b>
110	106	104	103	104	110	114	119	119	120	120	122	119	115	113	113	<b>Repair of fabricated metal products, machinery and equipment and installation of industrial machinery and equipment</b>
22	22	20	21	22	22	26	27	26	28	26	26	25	25	23	23	Repair and maintenance of transport equipment except motorcycles and bicycles
87	84	84	82	82	87	88	91	93	92	93	96	94	90	90	90	Other industry
<b>7,787</b>	<b>7,816</b>	<b>7,709</b>	<b>7,771</b>	<b>7,885</b>	<b>7,881</b>	<b>7,890</b>	<b>8,562</b>	<b>8,183</b>	<b>8,164</b>	<b>8,170</b>	<b>8,017</b>	<b>8,100</b>	<b>8,049</b>	<b>7,932</b>	<b>8,001</b>	<b>Total Manufacturing</b>



Jadual **1.6b** : Gaji dan Upah yang Dibayar Sektor Pembuatan Mengikut Kumpulan: Perubahan Peratusan Tahunan  
 Table : *Salaries and Wages Paid of Manufacturing Sector by Group: Annual Percentage Change*

Kod Kumpulan Group code	Keterangan Kumpulan/Tempoh	2021		2022				2023		2022	2023	2022		
		2021	2022	Q1	Q2	Q3	Q4	Q1	Q2	(Jan. - Ogo.)	(Jan. - Ogo.)	Jan.	Feb.	Mac
101	Pemrosesan dan pengawetan daging	3.6	1.8	-0.4	-2.2	1.0	8.3	17.2	22.0	-0.8	19.8	4.6	-1.0	-4.8
102	Pemrosesan dan pengawetan ikan, krustasea dan moluska	2.8	-1.7	-5.1	-4.3	-1.1	3.8	6.0	6.6	-3.9	6.6	-4.9	-4.4	-5.9
	10201 Pengetinan ikan, krustasea dan moluska &													
	10202 Pemrosesan dan pengawetan ikan, krustasea dan moluska	2.4	-3.0	-6.6	-6.4	-2.8	4.3	8.3	8.7	-5.7	9.1	-6.2	-5.8	-7.9
	Industri lain	4.6	3.6	1.6	5.0	6.0	1.7	-3.0	-1.7	3.5	-3.0	0.4	1.5	2.9
103	Pemrosesan dan pengawetan buah-buahan dan sayur - sayuran	4.5	8.8	3.1	5.3	11.8	15.6	18.5	23.8	5.8	20.2	2.1	3.5	3.7
	10303 Pengetinan nanas &													
	10304 Pembuatan jem, marmalad dan sajian jeli	-17.2	-25.2	-46.9	-41.9	-6.6	24.4	56.6	54.8	-38.7	48.8	-51.1	-45.6	-43.8
	Industri lain	7.1	12.0	8.9	10.7	13.3	15.1	16.4	22.0	10.6	18.5	8.4	9.5	8.8
104	Pembuatan minyak dan lemak daripada sayuran dan haiwan	-0.1	6.6	5.8	5.2	7.4	8.0	8.5	7.8	6.3	7.9	6.4	6.5	4.5
	10404 Pembuatan minyak sayuran mentah dan bertapis &													
	10406 Pembuatan sebatian lemak masakan	5.6	6.9	3.2	7.2	10.0	7.0	5.5	1.9	6.8	0.5	3.0	3.5	3.1
	10405 Pembuatan minyak kelapa	-19.0	-2.9	-15.3	-6.2	9.5	5.4	11.5	11.2	-6.3	16.6	-15.6	-14.0	-16.3
	Industri lain	0.4	7.0	7.0	5.6	7.1	8.2	8.7	8.2	6.8	8.3	7.7	7.7	5.6
105	Pembuatan produk tenusu	9.9	8.9	11.4	11.0	8.5	4.5	1.8	2.3	10.6	1.9	11.7	12.2	10.4
	10502 Pembuatan susu pekat, tepung dan sejat	11.7	10.0	12.5	12.3	10.2	5.1	2.3	2.8	11.8	1.8	12.6	13.4	11.4
	Industri lain	-1.7	0.8	3.9	2.3	-3.4	0.0	-1.6	-1.7	2.0	2.3	5.2	3.1	3.3
106	Pembuatan produk bijian, kanji dan produk berkanji	5.3	1.0	0.7	1.9	1.6	-0.2	2.7	6.1	1.9	3.8	1.7	-0.2	0.6
	10611 Pengilangan beras	1.9	1.3	2.6	3.2	0.7	-1.2	6.0	5.5	2.9	5.4	3.7	1.9	2.1
	10613 Pengilangan tepung	8.8	0.7	-1.2	1.6	2.9	-0.3	-0.7	7.1	1.5	2.4	-0.3	-2.6	-0.6
	Industri lain	7.3	0.6	0.04	-4.6	-0.5	7.7	1.7	3.2	-2.3	1.9	0.4	1.4	-1.7
107	Pembuatan produk makanan lain	2.6	9.8	8.5	9.5	10.5	10.5	8.2	5.3	9.6	7.1	8.3	7.3	9.9
	10711 Pembuatan biskut dan cookies	6.0	17.0	17.1	23.3	18.0	10.8	12.6	10.9	20.0	13.1	17.6	16.0	17.5
	10712 Pembuatan roti, kek dan produk bakeri lain	-6.8	-0.1	-3.9	-1.8	1.3	3.7	9.1	6.5	-2.3	8.2	-1.6	-5.2	-4.8
	10713 Pembuatan produk snek	7.4	13.5	9.8	10.6	16.6	16.9	12.3	3.0	12.0	6.8	13.4	7.8	8.2
	10721 Pembuatan gula	-9.9	7.3	16.0	14.0	7.5	-7.4	-22.0	-17.3	13.3	-18.0	4.4	19.2	25.3
	10731 Pembuatan produk koko	-16.2	13.2	27.8	9.3	10.3	7.1	-4.8	3.9	16.6	2.7	35.0	20.3	28.6
	10732 Pembuatan coklat dan produk coklat &													
	10733 Pembuatan konfeksi gula	-1.6	15.6	14.7	13.4	16.5	17.7	2.4	-7.1	15.3	-2.4	10.0	12.6	21.0
	10793 Pembuatan sos dan bahan perasa	4.8	1.6	5.2	7.2	-0.4	-4.5	9.1	12.3	6.7	11.8	4.1	3.1	8.6
	10799 Pembuatan produk makanan lain t.t.t.l.	17.7	26.4	23.7	21.3	28.6	31.4	18.9	15.8	23.5	17.6	22.6	23.5	25.1
	Industri lain	8.6	10.3	8.3	10.2	10.7	12.0	6.4	2.7	9.9	4.2	7.4	7.8	9.8
108/10800	Pembuatan makanan haiwan tersedia	3.3	1.5	1.8	1.6	0.5	2.2	7.2	6.4	1.2	7.0	2.1	1.7	1.5
110	Pembuatan minuman ringan	-5.4	4.8	1.0	5.5	6.8	5.8	6.9	8.3	4.3	7.8	-0.04	2.0	1.2
	11041 Pembuatan minuman ringan	-3.4	9.0	4.9	10.1	10.6	10.6	11.9	12.6	8.3	11.7	2.5	4.7	7.6
	11042 Pengeluaran air mineral semulajadi dan minuman lain yang dibotolkan	-0.3	-0.8	0.8	-1.2	0.2	-3.0	-5.5	-2.1	0.2	-2.3	2.4	2.9	-2.6
	Industri lain	-30.6	-15.2	-26.8	-12.5	-6.1	-11.5	3.3	1.8	-16.4	4.7	-26.1	-21.9	-32.2
120/12000	Pembuatan produk tembakau	-2.4	2.6	0.8	1.8	3.9	3.9	4.5	8.5	2.1	6.1	1.3	0.9	0.3
131	Pemintalan, penenunan dan penyiapan tekstil	-2.2	7.8	6.6	7.1	11.9	5.7	-4.4	-2.1	7.8	-2.4	6.0	6.4	7.5
	13110 Penyediaan dan pemintalan gantian tekstil &													
	13120 Penenunan tekstil	-0.4	7.2	5.5	4.0	11.6	8.0	-4.9	1.5	5.9	0.4	3.5	5.4	7.5
	13132 Pewarnaan, pelunturan, percetakan dan penyiapan akhir benang dan fabrik	-6.5	9.5	10.0	14.4	13.4	1.3	-3.6	-9.8	12.8	-8.6	12.5	9.3	8.2
	Industri lain	3.9	1.5	-0.3	5.8	2.7	-2.0	-1.0	-3.8	3.7	1.1	-0.1	0.0	-0.7
139	Pembuatan tekstil lain	1.0	-2.9	-3.2	-3.8	-2.8	-1.7	12.3	16.9	-3.3	14.1	-1.2	-2.5	-5.9
	13910 Pembuatan fabrik dikait dan dikrusye	-4.1	-12.6	-4.0	-14.0	-16.9	-14.7	-5.4	10.6	-11.1	3.2	-1.3	-1.0	-9.8
	Industri lain	3.8	2.0	-2.8	1.3	4.5	5.3	20.5	19.6	0.6	18.9	-1.2	-3.3	-4.0
141	Pembuatan pakaian, kecuali pakaian berbulu	-15.7	5.9	3.8	5.8	7.4	6.8	6.0	8.5	5.1	6.8	3.3	4.2	4.1
	14102 Pembuatan pakaian	-19.4	3.2	2.4	3.4	1.4	5.3	7.7	9.2	2.2	7.7	1.8	2.7	2.7
	Industri lain	-6.0	12.1	6.9	10.7	22.2	10.4	2.7	7.0	11.6	4.9	6.5	7.2	7.0
142 & 143	Pembuatan artikel daripada kulit bulu dan pakaian yang dikait dan dikrusye	-16.1	1.9	-3.8	2.7	10.3	-0.3	-5.5	-7.2	2.0	-5.1	-1.1	-6.9	-3.6
151 (15110 & 15120)	Penyamakan dan pembersihan kulit, pembuatan bagasi, beg tangan, pelana dan abah-abah pembersihan dan pewarnaan bulu	-0.3	1.5	-0.5	-0.9	5.6	2.0	4.3	8.4	1.0	6.4	1.9	-1.3	-2.1
152	Pembuatan kasut	-2.3	7.6	5.9	9.6	11.8	3.6	6.0	6.1	8.8	6.1	3.4	7.4	7.1
	15201 Pembuatan kasut kulit &													
	15203 Pembuatan kasut getah	-2.1	9.1	6.9	12.0	14.8	3.8	5.8	4.6	10.7	4.6	3.7	9.0	8.3
	Industri lain	-3.0	3.7	3.5	4.0	4.7	2.8	6.6	9.9	4.2	10.0	2.7	3.5	4.1
161/16100	Pengilangan dan pengetaman kayu	-1.3	-5.0	-1.5	-0.5	-7.0	-10.4	-2.2	-1.6	-2.2	-0.5	-1.3	-1.8	-1.5

2023																Group Description/Period	
Apr.	Mei	Jun	Jul.	Ogo.	Sep.	Okt.	Nov.	Dis.	Jan.	Feb.	Mac	Apr.	Mei	Jun	Jul.		Ogo.
-4.1	-1.3	-1.1	0.01	1.4	1.6	3.3	3.5	17.7	16.1	17.3	18.5	20.9	21.0	24.0	20.0	20.7	<b>Processing and preserving of meat</b>
-4.5	-5.0	-3.3	-3.0	-0.1	-0.1	3.7	4.9	2.9	3.6	7.2	7.3	4.6	7.4	7.9	7.6	7.5	<b>Processing and preserving of fish, crustaceans and molluscs</b>
																	<i>Canning of fish, crustaceans and molluscs</i>
-6.4	-7.7	-5.0	-4.7	-1.3	-2.4	2.8	5.5	4.7	5.7	8.8	10.4	6.5	10.5	9.1	11.2	10.6	<i>Processing, curing and preserving of fish, crustacean and molluscs</i>
3.5	7.1	4.5	4.2	4.5	9.6	7.3	2.3	-4.5	-5.0	0.9	-4.7	-2.9	-4.5	2.6	-5.9	-3.6	<i>Other industry</i>
3.7	6.3	6.1	7.3	14.6	13.9	15.6	16.3	14.9	15.3	19.7	20.6	25.0	23.2	23.4	20.0	14.7	<b>Processing and preserving of fruits and vegetable</b>
																	<i>Pineapple canning</i>
-44.7	-41.5	-39.7	-36.8	24.4	21.3	21.3	27.3	24.7	48.8	50.8	70.3	69.3	55.1	42.3	32.9	28.7	<i>Manufacture of jams, marmalades and table jellies</i>
8.9	11.7	11.4	12.4	14.1	13.5	15.3	15.7	14.3	13.5	17.8	17.8	22.6	21.3	22.2	19.1	13.8	<i>Other industry</i>
2.9	4.9	8.0	5.4	12.4	4.8	6.2	6.8	10.9	9.8	8.5	7.3	9.2	8.4	6.0	6.8	7.7	<b>Manufacture of vegetable and animal oils and fats</b>
																	<i>Manufacture of crude and refined vegetable oil</i>
3.6	7.1	11.1	14.5	8.4	7.3	5.5	7.9	7.7	6.8	5.1	4.7	4.7	1.4	-0.2	-11.2	-5.5	<i>Manufacture of compound cooking fats</i>
-13.6	-12.6	11.3	11.1	12.3	5.3	5.2	4.7	6.4	14.0	10.5	10.2	11.6	11.3	10.7	32.9	32.9	<i>Manufacture of coconut oil</i>
3.6	5.5	7.6	4.5	12.8	4.6	6.3	6.8	11.3	10.0	8.7	7.4	9.5	8.9	6.3	7.4	7.9	<i>Other industry</i>
11.3	12.6	9.0	9.0	8.7	7.9	4.5	9.8	-0.3	-0.3	4.1	1.6	0.6	-1.1	7.8	-0.8	3.5	<b>Manufacture of dairy products</b>
12.6	14.3	9.9	10.2	10.3	10.0	5.2	11.1	-0.3	-0.2	4.9	2.1	1.7	-1.4	8.6	-2.6	1.8	<i>Manufacture of condensed, powdered and evaporated milk</i>
2.5	1.2	3.3	-0.2	-3.1	-6.8	-0.5	0.4	0.2	-0.7	-2.2	-1.8	-7.7	1.0	1.8	14.0	17.5	<i>Other industry</i>
3.9	0.3	1.5	1.8	5.6	-2.6	-2.1	0.2	1.2	0.5	4.4	3.2	4.3	4.4	9.5	3.9	0.6	<b>Manufacture of grain mill products, starches and starch products</b>
3.7	1.1	5.0	2.2	3.4	-3.4	-3.1	-1.1	0.7	-0.5	9.2	9.5	5.6	6.6	4.4	6.9	2.1	<i>Rice milling</i>
4.9	0.3	-0.4	2.6	8.6	-2.6	-2.1	0.8	0.5	0.1	0.3	-2.5	3.5	2.6	15.4	1.2	-0.9	<i>Flour milling</i>
-0.6	-4.6	-8.7	-6.3	2.0	3.6	5.7	6.8	10.5	10.5	-2.6	-3.2	1.2	1.5	7.1	0.5	-0.01	<i>Other industry</i>
7.1	8.4	13.1	11.4	11.4	8.7	8.4	9.2	13.7	10.8	9.3	4.7	5.7	6.3	3.9	7.4	8.7	<b>Manufacture of other food products</b>
20.6	22.9	26.4	19.3	19.5	15.5	10.9	9.8	11.6	12.6	15.1	10.2	11.1	12.6	9.1	18.5	15.6	<i>Manufacture of biscuits and cookies</i>
-3.3	-2.2	0.2	-1.0	-0.9	5.7	1.4	1.5	8.4	12.6	9.4	5.4	8.0	6.7	4.8	10.2	8.7	<i>Manufacture of bread, cakes and other bakery products</i>
6.4	8.6	16.9	18.1	16.3	15.3	15.2	19.3	16.4	6.2	19.1	12.4	7.3	2.9	-0.8	3.2	6.2	<i>Manufacture of snack products</i>
12.6	16.9	12.4	6.8	9.7	6.1	13.5	-7.2	-26.5	-15.6	-17.9	-31.4	-19.9	-15.6	-16.6	-13.5	-10.7	<i>Manufacture of sugar</i>
6.6	10.9	11.3	12.4	12.5	6.5	7.6	10.2	3.6	-8.9	2.8	-7.6	-2.6	9.3	6.5	15.2	11.3	<i>Manufacture of cocoa products</i>
																	<i>Manufacture of chocolate and chocolate products</i>
10.7	11.7	17.9	19.0	19.5	11.3	12.1	12.4	28.5	8.4	6.3	-6.4	-5.8	-6.2	-9.2	-5.2	-0.1	<i>Manufacture of sugar confectionery</i>
2.6	4.3	15.1	12.7	4.5	-14.4	-8.3	-10.0	4.7	5.3	3.6	18.0	17.2	10.6	9.2	11.2	19.3	<i>Manufacture of sauces and condiments</i>
17.8	18.1	28.4	23.8	29.6	32.6	33.5	34.5	26.8	29.2	15.3	12.4	11.6	19.4	16.3	17.2	19.4	<i>Manufacture of other food products n.e.c.</i>
8.4	9.8	12.4	11.5	12.4	8.4	8.5	11.9	15.6	8.9	8.7	1.7	2.5	3.9	1.7	2.5	3.6	<i>Other industry</i>
1.1	1.7	2.1	-3.2	3.2	1.7	1.4	1.5	3.5	3.3	11.7	6.6	5.0	8.2	6.1	8.3	6.7	<b>Manufacture of prepared animal feeds</b>
2.5	5.6	8.9	8.8	7.0	4.8	5.1	4.7	7.5	7.9	4.0	9.0	7.8	8.4	8.7	9.2	7.9	<b>Manufacture of beverages</b>
9.3	9.6	11.5	10.2	12.3	9.5	9.2	9.7	12.5	13.5	8.2	14.1	12.1	12.3	13.3	13.6	7.0	<i>Manufacture of soft drinks</i>
-3.8	-1.1	1.7	4.5	-2.0	-1.8	-1.2	-4.4	-3.2	-5.8	-7.6	-3.0	-2.2	-2.3	-1.9	-1.8	7.6	<i>Production of natural mineral waters and other bottled waters</i>
-29.3	-9.6	10.7	11.3	-9.2	-16.2	-13.0	-14.1	-7.8	3.3	3.6	2.9	0.5	6.2	-1.0	3.7	18.8	<i>Other industry</i>
0.5	0.2	4.8	4.9	4.6	2.3	2.6	4.4	4.6	3.8	4.1	5.6	9.7	8.3	7.6	5.3	5.1	<b>Manufacture of tobacco products</b>
5.8	5.6	9.9	9.1	12.7	14.1	9.7	4.9	2.7	-1.2	-7.4	-4.6	-2.5	-1.5	-2.4	-0.6	1.2	<b>Spinning, weaving and finishing of textiles</b>
																	<i>Preparation and spinning of textile fibres</i>
4.4	1.7	6.1	4.7	14.6	16.1	11.3	7.0	6.0	0.7	-10.6	-4.8	-0.1	2.7	1.8	6.6	6.9	<i>Weaving of textiles</i>
9.4	15.5	18.6	18.7	10.6	11.3	7.4	0.8	-3.4	-4.6	-1.2	-4.9	-7.0	-10.1	-12.0	-17.0	-11.8	<i>Dyeing, bleaching, printing and finishing of yarns and fabrics</i>
1.2	2.5	15.6	28.7	-8.3	-5.2	-1.6	0.4	-4.8	-10.0	4.0	3.2	-10.4	-7.8	7.5	12.3	12.4	<i>Other industry</i>
-4.6	-4.7	-2.2	-0.8	-4.5	-3.2	-3.2	-0.5	-1.5	9.9	11.5	15.6	17.1	16.8	16.7	12.8	12.8	<b>Manufacture of other textiles</b>
-10.5	-15.5	-15.8	-15.1	-18.4	-17.0	-17.5	-12.1	-14.5	-7.3	-7.7	-0.9	10.6	9.6	11.6	5.1	6.8	<i>Manufacture of knitted and crocheted fabrics</i>
-1.8	0.8	5.1	6.7	2.8	4.0	4.5	5.8	5.5	18.0	20.9	22.8	19.9	20.0	18.9	16.0	15.3	<i>Other industry</i>
2.9	2.4	13.2	6.5	6.2	9.5	9.2	5.8	5.9	6.1	5.7	6.3	8.0	7.1	10.5	6.0	4.9	<b>Manufacture of wearing apparel, except fur</b>
1.1	-1.3	12.1	0.6	-0.2	3.8	4.1	4.2	7.3	8.2	7.6	7.3	10.2	7.6	9.9	6.3	4.6	<i>Manufacture of clothings</i>
6.7	10.7	15.5	21.0	22.1	23.6	21.5	9.4	2.7	1.8	2.0	4.2	3.8	6.1	11.6	5.3	5.6	<i>Other industry</i>
-4.1	2.2	10.5	8.5	13.7	9.1	10.4	-4.2	-5.4	-8.4	-3.3	-4.3	-3.2	-8.8	-9.4	-7.3	6.1	<b>Manufacture of articles of fur, knitted and crocheted apparel</b>
																	<i>Tanning and dressing of leather; manufacture of luggage, handbags, saddlery and harness; dressing and dyeing of fur</i>
-2.7	-2.2	2.5	6.8	6.4	3.9	0.8	0.6	4.6	3.0	4.1	6.0	8.4	8.2	8.6	11.8	1.8	
6.9	8.8	13.6	14.6	10.0	11.1	4.3	3.0	3.4	5.0	7.0	6.1	3.5	6.4	8.4	8.4	4.4	<b>Manufacture of footwear</b>
																	<i>Manufacture of leather footwear</i>
8.2	11.9	16.4	18.9	11.5	14.5	4.5	2.6	4.4	4.4	6.7	6.3	3.3	4.3	6.3	4.9	0.6	<i>Manufacture of rubber footwear</i>
3.9	1.4	6.9	4.8	6.5	3.0	3.9	4.0	0.6	6.5	7.8	5.6	4.0	12.1	14.0	17.4	14.5	<i>Other industry</i>
-2.3	-1.7	2.6	-5.4	-5.7	-9.6	-9.9	-10.3	-11.1	-3.5	-2.5	-0.5	-1.5	-1.0	-2.3	4.6	3.5	<b>Sawmilling and planning of wood</b>

Jadual Table **1.6b** : Gaji dan Upah yang Dibayar Sektor Pembuatan Mengikut Kumpulan: Perubahan Peratusan Tahunan  
 : Salaries and Wages Paid of Manufacturing Sector by Group: Annual Percentage Change

Kod Kumpulan Group code	Keterangan Kumpulan/Tempoh	2021		2022				2023		2022	2023	2022		
		2021	2022	Q1	Q2	Q3	Q4	Q1	Q2	(Jan. - Ogo.)	(Jan. - Ogo.)	Jan.	Feb.	Mac
<b>162</b>	<b>Pembuatan produk daripada kayu, gabus, jerami dan bahan jalinan lain</b>	<b>2.4</b>	<b>7.9</b>	<b>10.2</b>	<b>10.7</b>	<b>7.4</b>	<b>3.7</b>	<b>5.9</b>	<b>6.1</b>	<b>10.3</b>	<b>6.0</b>	<b>10.3</b>	<b>11.0</b>	<b>9.5</b>
16211	Pembuatan kepingan venier dan papan lapis	-3.2	7.9	12.1	11.8	7.3	1.8	3.0	5.0	11.6	4.2	12.8	12.5	10.9
16212	Pembuatan papan partikel dan papan gentian	5.7	19.0	28.5	25.0	19.1	5.9	8.2	2.0	25.8	5.7	26.7	29.7	29.0
16221	Pertukangan kayu untuk jurubina	15.9	5.3	3.5	4.0	4.8	8.7	14.3	14.8	4.1	13.9	4.8	3.7	2.1
	Industri lain	1.7	2.5	0.8	5.6	1.8	1.8	1.9	1.5	2.8	1.5	-1.0	2.4	1.3
<b>170</b>	<b>Pembuatan kertas dan produk kertas</b>	<b>0.7</b>	<b>4.1</b>	<b>3.7</b>	<b>2.9</b>	<b>5.1</b>	<b>4.6</b>	<b>4.7</b>	<b>1.4</b>	<b>3.9</b>	<b>2.5</b>	<b>4.0</b>	<b>5.9</b>	<b>1.3</b>
17010	Pembuatan pulpa, kertas dan kertas tebal	-1.9	12.1	16.4	17.1	14.2	2.1	-9.5	-26.6	16.7	-20.5	17.6	17.3	14.3
17020	Pembuatan kertas gelugur dan kertas tebal dan bekas daripada kertas dan kertas tebal	0.9	3.9	-0.1	-0.1	7.7	8.2	12.9	9.7	1.9	10.8	4.9	0.6	-5.7
17091	Pembuatan sampul surat dan kad surat	1.5	-8.9	-6.2	-11.4	-10.2	-7.7	-1.7	-0.2	-9.4	-2.2	2.4	-9.9	-10.5
17092	Pembuatan kertas kegunaan rumah dan pembersih peribadi	2.3	8.3	13.0	6.0	6.3	7.9	10.9	4.2	8.9	5.9	-4.1	25.4	17.8
17093	Pembuatan kertas bergam atau pelekat yang berjalur atau bergulung dan label dan kertas dinding	-12.8	-12.4	-11.7	-9.2	-15.6	-12.9	-13.5	-4.7	-11.7	-7.6	-12.6	-10.3	-12.2
	Industri lain	27.3	14.3	14.1	11.5	15.1	16.6	8.0	10.6	13.5	10.2	23.6	9.5	9.7
<b>181 &amp; 182</b>	<b>Percetakan, aktiviti perkhidmatan berkaitan percetakan dan penerbitan semua media rakaman</b>	<b>-0.8</b>	<b>4.2</b>	<b>1.3</b>	<b>1.9</b>	<b>6.9</b>	<b>6.8</b>	<b>4.8</b>	<b>7.3</b>	<b>2.6</b>	<b>6.5</b>	<b>1.6</b>	<b>1.3</b>	<b>1.0</b>
18110	Percetakan	-0.5	4.7	1.7	2.5	7.4	7.5	5.1	7.3	3.1	6.5	1.5	1.8	1.9
18120	Aktiviti perkhidmatan berkaitan percetakan &													
18200	Penerbitan semua media rakaman	-2.4	1.2	-0.6	-1.5	4.1	3.2	2.8	7.8	0.2	6.0	2.4	-1.0	-3.3
<b>192 (19201 &amp; 19202)</b>	<b>Pembuatan produk petroleum bertapis</b>	<b>1.9</b>	<b>1.6</b>	<b>1.9</b>	<b>1.9</b>	<b>2.1</b>	<b>0.7</b>	<b>7.7</b>	<b>7.1</b>	<b>2.2</b>	<b>6.4</b>	<b>0.2</b>	<b>2.5</b>	<b>2.7</b>
<b>201</b>	<b>Pembuatan kimia asas, baja dan sebatian nitrogen, plastik dan getah sintetik dalam bentuk primer</b>	<b>-2.2</b>	<b>4.7</b>	<b>4.7</b>	<b>5.4</b>	<b>2.6</b>	<b>6.1</b>	<b>8.0</b>	<b>1.8</b>	<b>4.5</b>	<b>2.7</b>	<b>4.2</b>	<b>4.4</b>	<b>5.6</b>
20111	Pembuatan gas perindustrian atau perubatan bukan organik dalam bentuk cecair atau mampat	-9.0	31.2	32.9	31.4	34.3	26.3	23.0	12.5	32.6	18.0	30.1	35.5	33.2
20112	Pembuatan kimia organik asas &													
20113	Pembuatan sebatian bukan organik	3.1	7.0	7.8	7.7	4.0	8.6	9.0	1.2	7.1	1.4	8.1	6.9	8.5
20121	Pembuatan baja &													
20129	Pembuatan produk campuran nitrogen	-17.1	-9.5	-10.5	-12.1	-13.3	-1.2	-6.8	-1.8	-12.4	-5.1	-14.5	-8.4	-9.0
20131	Pembuatan plastik dalam bentuk primer	-3.4	-2.3	-2.3	0.7	-4.4	-3.3	6.4	2.1	-1.5	3.9	-3.0	-3.9	-0.3
	Industri lain	7.7	15.0	9.9	12.0	19.1	19.1	9.0	-10.0	13.2	-5.5	10.2	9.8	9.7
<b>202 &amp; 203</b>	<b>Pembuatan produk kimia lain dan serat buatan manusia</b>	<b>3.1</b>	<b>0.4</b>	<b>-1.9</b>	<b>-1.0</b>	<b>4.5</b>	<b>0.5</b>	<b>0.3</b>	<b>3.5</b>	<b>0.3</b>	<b>2.7</b>	<b>-0.8</b>	<b>-2.1</b>	<b>-2.9</b>
20210	Pembuatan racun perosak dan produk agrokimia lain	31.5	7.7	6.3	9.2	2.8	12.8	6.8	22.6	6.1	16.5	2.8	2.5	13.2
20221	Pembuatan cat, varnis dan penyadur dan mastik	2.9	6.2	8.1	4.3	4.6	7.6	7.7	18.8	6.1	15.4	2.8	12.2	10.4
20222	Pembuatan dakwat cetak	-6.4	-15.5	-20.7	-15.9	-11.8	-12.3	-13.1	-8.3	-17.0	-9.7	-17.6	-18.2	-25.8
20231	Pembuatan sabun dan bahan pencuci, penyediaan & membersihkan dan mengilat													
20232	Pembuatan pewangi dan penyediaan dandanan diri	-3.3	-6.4	-9.9	-10.6	-3.0	-1.4	2.9	10.7	-8.2	7.8	-10.5	-9.0	-10.1
20291	Pembuatan plat fotografi, filem, sensitized paper dan other sensitized unexposed materials &													
20292	Pembuatan dakwat menulis dan melukis &													
20299	Pembuatan produk kimia lain t.t.t.l.	8.0	8.5	8.1	9.1	18.3	0.2	-4.0	-11.3	11.7	-7.8	14.6	5.2	4.9
	Industri lain	-0.8	6.2	3.2	7.2	10.4	4.2	2.6	-4.7	6.5	-4.3	2.3	3.6	3.8
<b>210</b>	<b>Pembuatan produk farmaseutikal, kimia perubatan dan botani</b>	<b>13.7</b>	<b>10.0</b>	<b>8.8</b>	<b>8.6</b>	<b>10.3</b>	<b>11.8</b>	<b>4.6</b>	<b>0.7</b>	<b>9.1</b>	<b>2.1</b>	<b>10.5</b>	<b>7.8</b>	<b>8.2</b>
21001	Pembuatan bahan aktif ubat-ubatan untuk digunakan oleh bidang farmakologi dalam pembuatan ubat-ubatan	12.1	9.6	7.5	7.7	11.0	11.9	3.9	-1.2	8.4	0.3	9.6	5.8	7.2
	Industri lain	20.9	11.3	14.3	12.4	8.0	11.4	7.1	7.9	11.6	9.1	14.4	16.0	12.4
<b>221</b>	<b>Pembuatan produk getah</b>	<b>8.9</b>	<b>0.0</b>	<b>2.1</b>	<b>0.2</b>	<b>-2.1</b>	<b>0.0</b>	<b>0.5</b>	<b>-5.7</b>	<b>0.1</b>	<b>-2.5</b>	<b>0.6</b>	<b>3.5</b>	<b>2.2</b>
22111	Pembuatan tayar getah untuk kenderaan	-2.2	8.0	1.7	3.4	12.3	14.1	41.6	23.4	5.0	28.7	2.1	1.8	1.1
22112	Pembuatan bunga tayar yang boleh ditukar ganti dan tayar celup	14.7	16.1	8.0	14.7	22.3	19.3	25.3	23.6	14.6	25.5	8.5	8.1	7.5
22191	Pembuatan produk lain daripada getah asli atau sintetik, tidak & divulkan, divulkan atau dikeraskan													
22193	Pengilangan semula getah dan prosesan susu getah	15.2	8.0	3.3	6.3	10.8	11.6	6.3	3.4	6.2	3.7	3.1	3.4	3.5
22192	Pembuatan sarung tangan getah	15.6	-3.5	8.9	-2.1	-10.7	-6.4	-8.2	-14.8	-1.6	-10.9	6.6	10.8	9.5
22199	Pembuatan produk getah lain yang t.t.t.l.	-7.8	-2.7	-13.9	-1.5	7.0	-0.1	-3.1	-5.4	-4.6	-3.4	-15.6	-11.6	-14.5
<b>222</b>	<b>Pembuatan produk plastik</b>	<b>6.5</b>	<b>4.8</b>	<b>-0.3</b>	<b>2.2</b>	<b>9.1</b>	<b>8.6</b>	<b>8.0</b>	<b>2.3</b>	<b>3.0</b>	<b>3.7</b>	<b>0.3</b>	<b>-1.2</b>	<b>0.1</b>
22201	Pembuatan produk plastik separa siap &													
22202	Pembuatan produk plastik siap	1.3	3.3	-3.1	-0.3	6.5	10.4	14.0	1.7	0.5	4.5	-2.0	-5.2	-2.2
22203	Pembuatan artikel plastik untuk pembungkusan barangan	13.0	16.0	7.8	10.7	19.4	26.2	36.8	27.4	11.9	28.2	7.6	6.9	8.6
22204	Pembuatan barangan plastik jurubina	2.6	5.4	-3.6	-0.3	15.2	12.4	16.9	25.8	2.0	20.7	-2.6	-4.3	-3.9
22205	Pembuatan pinggan mangkuk, peralatan dapur dan barangan tandas daripada plastik	13.1	4.9	4.6	5.4	8.5	1.3	-1.7	-1.9	6.2	-2.3	4.3	4.9	4.6
22209	Pembuatan pelbagai produk plastik t.t.t.l.	7.2	-0.5	-2.9	-1.2	5.2	-2.8	-13.7	-14.6	-0.5	-12.8	-2.3	-2.7	-3.8
<b>231 (23101 &amp; 23102 &amp; 23109)</b>	<b>Pembuatan kaca dan produk kaca</b>	<b>12.3</b>	<b>19.1</b>	<b>20.5</b>	<b>15.8</b>	<b>23.3</b>	<b>17.0</b>	<b>9.5</b>	<b>6.4</b>	<b>19.8</b>	<b>7.1</b>	<b>25.5</b>	<b>18.3</b>	<b>17.8</b>

2023																Group Description/Period	
Apr.	Mei	Jun	Jul.	Ogo.	Sep.	Okt.	Nov.	Dis.	Jan.	Feb.	Mac	Apr.	Mei	Jun	Jul.		Ogo.
<b>9.7</b>	<b>10.6</b>	<b>11.9</b>	<b>10.3</b>	<b>9.0</b>	<b>3.1</b>	<b>3.4</b>	<b>3.3</b>	<b>4.5</b>	<b>4.1</b>	<b>7.2</b>	<b>6.5</b>	<b>6.3</b>	<b>6.1</b>	<b>5.8</b>	<b>5.6</b>	<b>6.4</b>	<b>Manufacture of products of wood, cork, straw and plaiting materials</b>
11.2	11.8	12.3	10.5	10.9	1.2	0.9	3.4	1.2	0.4	4.6	3.9	5.4	5.6	4.1	5.9	3.6	Manufacture of veneer sheets and plywood
32.6	20.6	22.4	24.6	21.7	11.5	9.6	2.3	6.0	9.1	9.8	5.6	4.0	4.2	-2.2	4.3	10.5	Manufacture of particle board and fibreboard
0.3	4.6	7.5	6.3	4.3	3.9	6.8	5.2	14.0	14.2	14.4	14.2	14.6	12.6	17.2	10.2	13.6	Manufacture of builders' carpentry
1.8	6.9	8.1	4.0	-0.3	1.6	2.1	1.4	2.1	-2.3	3.4	4.9	0.6	0.7	3.3	-0.2	1.8	Other industry
<b>1.2</b>	<b>3.0</b>	<b>4.4</b>	<b>6.1</b>	<b>5.8</b>	<b>3.5</b>	<b>3.3</b>	<b>2.7</b>	<b>7.7</b>	<b>4.1</b>	<b>5.0</b>	<b>4.9</b>	<b>1.8</b>	<b>1.7</b>	<b>0.8</b>	<b>0.7</b>	<b>1.1</b>	<b>Manufacture of paper and paper products</b>
15.2	15.8	20.3	16.0	17.2	9.6	6.2	0.2	0.1	-14.5	-4.3	-9.8	-15.4	-30.3	-33.3	-28.6	-26.5	Manufacture of pulp, paper and paperboard
-0.6	-0.1	0.3	9.0	7.5	6.8	6.1	8.0	10.5	10.2	14.3	14.4	9.0	10.8	9.2	11.0	7.6	Manufacture of corrugated paper and paperboard and of containers of paper and paperboard
-11.6	-11.4	-11.3	-11.1	-11.0	-8.4	-7.5	-9.6	-6.0	-6.2	-1.2	2.6	2.9	-1.6	-1.9	-6.0	-5.4	Manufacture of envelopes and letter-card
3.5	9.4	5.4	7.0	7.2	4.6	4.3	1.6	17.9	20.0	6.2	8.3	-0.9	7.2	6.7	-4.0	4.7	Manufacture of household and personal hygiene paper
-13.0	-9.6	-4.6	-15.9	-14.3	-16.5	-13.2	-12.3	-13.2	-12.3	-14.0	-14.3	-5.8	-4.4	-4.0	-0.5	-2.9	Manufacture of gummed or adhesive paper in strips or rolls and labels and wall paper
10.6	9.7	14.5	17.0	14.6	13.8	13.8	12.1	23.2	6.1	8.7	9.3	9.6	9.5	12.9	12.3	13.3	Other industry
<b>0.5</b>	<b>0.6</b>	<b>4.7</b>	<b>6.0</b>	<b>5.8</b>	<b>9.1</b>	<b>9.3</b>	<b>8.6</b>	<b>3.0</b>	<b>5.1</b>	<b>4.5</b>	<b>4.7</b>	<b>6.6</b>	<b>8.2</b>	<b>7.1</b>	<b>7.4</b>	<b>8.0</b>	<b>Printing, service activities related to printing and reproduction of recorded media</b>
1.5	1.1	5.1	6.2	6.1	10.2	10.5	8.9	3.6	5.3	5.1	5.0	7.3	8.0	6.5	7.3	7.8	Printing
-4.7	-1.8	2.5	4.7	4.0	3.5	3.0	7.0	-0.2	4.0	1.3	3.1	3.0	9.6	10.8	8.2	8.8	Service activities related to printing
																	Reproduction of recorded media
<b>2.5</b>	<b>3.1</b>	<b>0.2</b>	<b>2.5</b>	<b>3.9</b>	<b>0.2</b>	<b>0.3</b>	<b>0.4</b>	<b>1.2</b>	<b>8.1</b>	<b>7.3</b>	<b>7.6</b>	<b>8.3</b>	<b>8.0</b>	<b>5.1</b>	<b>2.8</b>	<b>4.1</b>	<b>Manufacture of refined petroleum products</b>
<b>6.1</b>	<b>8.6</b>	<b>2.0</b>	<b>3.7</b>	<b>2.3</b>	<b>1.7</b>	<b>5.6</b>	<b>7.2</b>	<b>5.4</b>	<b>9.0</b>	<b>6.1</b>	<b>8.9</b>	<b>6.9</b>	<b>-0.5</b>	<b>-1.2</b>	<b>-3.1</b>	<b>-4.5</b>	<b>Manufacture of basic chemicals, fertilizer and nitrogen compounds, plastics and synthetic rubber in primary forms</b>
32.3	31.0	30.8	32.3	35.8	34.6	35.6	22.0	21.9	7.6	26.9	34.2	12.3	15.6	9.8	21.1	16.2	Manufacture of liquefied or compressed inorganic industrial or medical gases
7.2	14.2	2.8	4.9	5.4	1.9	8.5	9.2	8.2	10.6	6.5	10.0	10.1	-3.5	-3.0	-7.7	-10.8	Manufacture of basic organic chemicals
																	Manufacture of inorganic compounds
																	Manufacture of fertilizers
-10.9	-9.3	-16.0	-12.8	-18.5	-8.1	-5.7	1.3	0.7	6.4	-13.2	-11.8	-0.6	-2.2	-2.5	-7.7	-6.9	Manufacture of associated nitrogen products
3.2	0.2	-1.2	-1.8	-5.6	-5.8	-5.1	-0.1	-4.5	5.6	5.7	7.8	2.6	2.7	1.0	2.3	3.7	Manufacture of plastics in primary forms
10.8	11.4	14.0	24.0	16.7	16.8	17.1	20.0	20.4	20.5	6.0	1.2	0.6	-15.8	-14.7	-21.5	-17.3	Other industry
<b>-0.7</b>	<b>-2.1</b>	<b>-0.2</b>	<b>5.9</b>	<b>6.3</b>	<b>1.3</b>	<b>-0.04</b>	<b>-1.2</b>	<b>2.6</b>	<b>-0.9</b>	<b>2.7</b>	<b>-0.9</b>	<b>2.6</b>	<b>3.6</b>	<b>4.2</b>	<b>4.1</b>	<b>6.6</b>	<b>Manufacture of other chemical products and man-made fibres</b>
19.4	4.8	3.4	2.3	-0.3	6.3	13.1	9.1	16.5	-1.5	10.5	11.2	10.0	26.3	33.5	25.9	19.6	Manufacture of pesticides and other agrochemical products
6.8	0.1	6.0	3.3	7.6	3.2	5.3	4.7	12.3	-3.5	22.3	5.6	14.1	21.8	20.9	16.8	30.8	Manufacture of paints, varnishes and similar coatings ink and mastics
-19.9	-13.5	-13.8	-12.8	-10.8	-11.7	-10.2	-13.6	-13.0	-13.3	-13.7	-12.2	-12.6	-5.9	-6.1	-5.2	-7.4	Manufacture of printing ink
																	Manufacture of soap and detergents, cleaning and polishing preparations
-8.9	-13.4	-9.6	-3.6	1.8	-6.8	-4.1	-2.7	2.0	2.8	5.1	0.7	11.3	10.6	10.2	12.8	11.3	Manufacture of perfumes and toilet preparations
																	Manufacture of photographic plates, films, sensitized paper and other sensitized unexposed materials
5.7	11.2	10.4	24.9	18.3	11.9	1.1	-1.3	0.9	0.2	-6.1	-6.2	-8.2	-13.0	-12.7	-11.2	-5.1	Manufacture of writing and drawing ink
																	Manufacture of other chemical products n.e.c.
7.6	5.8	8.2	11.9	9.4	9.8	8.0	2.2	2.5	2.9	8.9	-4.1	-3.2	-4.6	-6.2	-0.2	-26.2	Other industry
<b>8.3</b>	<b>8.5</b>	<b>9.1</b>	<b>9.9</b>	<b>10.0</b>	<b>11.0</b>	<b>11.7</b>	<b>12.3</b>	<b>11.6</b>	<b>6.7</b>	<b>3.2</b>	<b>3.8</b>	<b>1.1</b>	<b>0.6</b>	<b>0.3</b>	<b>0.8</b>	<b>1.2</b>	<b>Manufacture of pharmaceuticals, medicinal chemical and botanical products</b>
7.5	8.3	7.4	11.3	10.1	11.5	12.3	11.2	12.2	6.4	2.7	2.6	0.5	-2.2	-1.9	-2.6	-2.2	Manufacture of medicinal active substances to be used for their pharmacological properties in the manufacture of medicaments
11.5	9.5	16.3	5.1	9.7	9.1	9.2	16.6	8.7	7.7	5.1	8.5	3.3	11.6	8.8	13.4	13.6	Other industry
<b>3.9</b>	<b>2.5</b>	<b>-4.5</b>	<b>-2.8</b>	<b>-2.3</b>	<b>-1.1</b>	<b>-1.5</b>	<b>4.8</b>	<b>-3.0</b>	<b>-3.7</b>	<b>2.4</b>	<b>3.0</b>	<b>-0.9</b>	<b>-6.2</b>	<b>-9.1</b>	<b>-3.7</b>	<b>-0.2</b>	<b>Manufacture of rubber products</b>
0.3	3.2	6.5	6.6	16.5	14.1	12.8	17.8	11.6	44.6	58.7	24.3	41.2	17.6	14.2	22.2	19.9	Manufacture of rubber tyres for vehicles
8.4	11.6	25.2	24.8	24.1	18.3	18.1	19.8	20.1	17.5	28.2	29.8	22.2	26.1	22.4	27.6	29.9	Manufacture of interchangeable tyre treads and retreading rubber tyres
																	Manufacture of other products of natural or synthetic rubber, unvulcanized, vulcanized or hardened
5.9	4.0	8.9	9.3	11.4	11.6	10.8	15.6	8.8	5.3	5.5	8.0	6.9	4.1	-0.7	2.0	-0.5	Rubber remilling and latex processing
10.3	1.5	-12.2	-10.2	-12.3	-9.6	-9.7	0.1	-9.2	-14.9	-4.6	-4.8	-9.9	-15.9	-17.7	-12.6	-4.3	Manufacture of rubber gloves
-10.6	2.4	5.8	5.8	10.0	5.3	4.6	1.0	-5.4	-5.6	-7.6	4.2	-7.5	-3.6	-5.0	1.3	-2.8	Manufacture of other rubber products n.e.c.
<b>0.5</b>	<b>1.0</b>	<b>5.2</b>	<b>9.3</b>	<b>9.2</b>	<b>8.7</b>	<b>7.7</b>	<b>6.7</b>	<b>11.3</b>	<b>10.8</b>	<b>8.8</b>	<b>4.7</b>	<b>4.7</b>	<b>1.4</b>	<b>0.9</b>	<b>0.7</b>	<b>-1.1</b>	<b>Manufacture of plastics products</b>
																	Manufacture of semi-manufactures of plastic products
-2.1	-0.6	1.9	7.9	6.4	5.3	6.6	5.8	19.1	20.3	19.7	2.7	5.4	-1.6	1.5	-4.3	-4.5	Manufacture of finished plastic products
9.1	10.4	12.6	19.3	19.8	19.2	25.6	25.8	27.1	37.1	36.6	36.7	29.5	27.4	25.3	27.1	9.7	Manufacture of plastic articles for the packing of goods
-2.6	-1.2	3.4	14.1	17.6	13.9	14.2	9.6	13.4	13.2	18.3	19.2	18.5	29.1	30.1	27.1	9.9	Manufacture of builders' plastics ware
5.3	2.6	8.5	13.2	6.6	6.0	2.6	2.0	-0.6	-1.1	-0.7	-3.2	-2.3	-2.1	-1.4	-5.4	-2.4	Manufacture of plastic tableware, kitchenware and toilet articles
-3.1	-3.5	3.1	3.6	5.6	6.3	-1.3	-3.4	-3.6	-11.4	-15.4	-14.3	-12.5	-14.4	-16.8	-12.4	-5.3	Manufacture of diverse plastic products n.e.c.
<b>14.6</b>	<b>17.2</b>	<b>15.5</b>	<b>21.4</b>	<b>28.7</b>	<b>20.4</b>	<b>15.9</b>	<b>18.6</b>	<b>16.5</b>	<b>12.0</b>	<b>9.4</b>	<b>7.1</b>	<b>7.9</b>	<b>4.5</b>	<b>7.0</b>	<b>4.4</b>	<b>4.9</b>	<b>Manufacture of glass and glass products</b>

Jadual Table **1.6b** : Gaji dan Upah yang Dibayar Sektor Pembuatan Mengikut Kumpulan: Perubahan Peratusan Tahunan  
 : Salaries and Wages Paid of Manufacturing Sector by Group: Annual Percentage Change

Kod Kumpulan Group code	Keterangan Kumpulan/Tempoh	2021		2022				2023		2022	2023	2022		
		2021	2022	Q1	Q2	Q3	Q4	Q1	Q2	(Jan. - Ogo.)	(Jan. - Ogo.)	Jan.	Feb.	Mac
<b>239</b>	<b>Pembuatan pengeluaran galian bukan logam t.t.t.l.</b>	<b>-0.3</b>	<b>3.5</b>	<b>0.9</b>	<b>3.1</b>	<b>6.2</b>	<b>3.8</b>	<b>0.1</b>	<b>0.1</b>	<b>3.1</b>	<b>0.5</b>	<b>0.6</b>	<b>1.0</b>	<b>1.1</b>
23911	Pembuatan mortar refraktori dan konkrit &	-11.4	-14.7	-21.8	-16.9	-14.3	-4.7	1.1	2.9	-17.9	2.0	-26.6	-19.9	-18.7
23921	Pembuatan seramik bukan refraktori													
23930	Pembuatan produk porselin dan seramik lain	-0.6	7.4	5.0	11.4	10.9	2.6	-15.2	-18.1	9.0	-15.6	-6.4	16.5	6.5
23941	Pembuatan simen hidraulik	-5.2	-3.3	-3.7	-8.8	-0.1	-0.1	5.1	7.1	-5.0	6.5	3.2	-4.3	-9.9
23951	Pembuatan konkrit dan mortar siap bancuh dan bancuhan kering	3.2	7.5	6.6	8.1	10.9	4.7	-3.4	-6.7	8.2	-5.5	6.4	6.5	6.9
23952 & 23953 & 23959	Pembuatan konkrit pratuangan, simen atau artikel batu buatan yang digunakan dalam pembinaan; Pembuatan komponen struktur pasang siap untuk bangunan atau kejuruteraan awam dari simen, batu atau konkrit buatan Pembuatan artikel konkrit, simen dan plaster lain t.t.t.l.	2.2	2.1	-0.8	2.0	4.8	2.5	0.9	3.3	1.7	3.0	1.1	-2.2	-1.2
23990	Pembuatan produk mineral bukan logam lain t.t.t.l. Industri lain	-4.7	11.4	10.0	14.9	13.9	7.4	6.1	6.5	13.0	7.1	8.7	9.4	12.1
		8.1	12.0	9.8	9.5	16.0	12.9	-1.0	-4.7	11.3	-3.1	8.5	10.4	10.6
<b>241</b> ( <b>24101 &amp; 24102 &amp; 24103 &amp; 24104 &amp; 24109</b> )	<b>Pembuatan besi dan keluli asas</b>	<b>-0.5</b>	<b>7.2</b>	<b>7.0</b>	<b>11.5</b>	<b>8.2</b>	<b>2.5</b>	<b>1.5</b>	<b>0.7</b>	<b>9.5</b>	<b>1.4</b>	<b>5.9</b>	<b>6.6</b>	<b>8.5</b>
<b>242</b> ( <b>24201 &amp; 24202 &amp; 24209</b> )	<b>Pembuatan logam asas berharga dan logam bukan ferus lain</b>	<b>4.5</b>	<b>-1.9</b>	<b>2.6</b>	<b>-4.9</b>	<b>-1.8</b>	<b>-3.4</b>	<b>7.9</b>	<b>7.9</b>	<b>-1.1</b>	<b>6.8</b>	<b>6.9</b>	<b>6.9</b>	<b>-5.7</b>
243	Pengacuan logam	2.2	0.4	-0.2	-0.2	2.3	-0.5	-3.7	-2.0	0.8	-3.9	1.1	1.9	-3.3
<b>251 &amp; 252</b>	<b>Pembuatan produk struktur logam, tangki, takungan, penjana wap, senjata dan peluru</b>	<b>-1.6</b>	<b>0.7</b>	<b>-2.8</b>	<b>1.7</b>	<b>2.1</b>	<b>1.9</b>	<b>4.1</b>	<b>6.0</b>	<b>0.2</b>	<b>5.6</b>	<b>-0.7</b>	<b>-3.3</b>	<b>-4.4</b>
25113 & 25119	Pembuatan pintu, tingkap dan bingkai, penutup tingkap dan pintu pagar daripada logam Pembuatan produk struktur logam lain	-10.6	-4.4	-10.7	-5.0	-2.0	0.8	5.7	9.2	-6.8	8.6	-10.0	-10.6	-11.6
25120	Pembuatan tangki, takungan dan kontena daripada logam Industri lain	17.5	9.3	14.6	15.1	7.3	1.7	1.3	2.5	13.4	1.9	20.6	12.3	11.2
		-2.8	-1.0	-10.1	-4.3	4.8	7.5	6.0	3.5	-4.0	4.5	-7.8	-10.6	-11.9
<b>259</b>	<b>Pembuatan lain-lain produk yang direka daripada logam; aktiviti perkhidmatan kerja logam</b>	<b>4.9</b>	<b>3.7</b>	<b>4.5</b>	<b>5.7</b>	<b>4.8</b>	<b>0.0</b>	<b>4.1</b>	<b>4.4</b>	<b>5.7</b>	<b>4.5</b>	<b>4.0</b>	<b>3.2</b>	<b>6.3</b>
25910	Tempaan, tekanan, hentakan dan bentuk gelekkan logam; serbuk metalurgi	7.4	-1.8	-0.02	-0.4	-2.6	-4.3	-5.0	-5.3	-0.6	-4.0	-3.6	2.1	1.7
25920	Rawatan dan penyalutan logam; menggunakan mesin	13.0	1.3	0.8	2.6	3.8	-1.6	-2.9	-4.7	2.3	-3.7	0.6	1.1	0.7
25991	Pembuatan tin untuk produk makanan dan minuman, tiub dan kotak boleh dilipat	2.4	13.4	5.9	14.7	18.9	14.5	19.8	16.7	12.3	18.3	2.3	0.1	16.8
25992 & 25993	Pembuatan kabel, plaited bands (jalur/pita berpintal) dan artikel seumpamanya daripada logam Pembuatan bolt, skru, nat dan produk uliran seumpamanya	10.2	14.2	21.6	22.3	14.6	1.3	5.1	12.6	23.2	8.8	25.3	19.3	20.4
25994	Pembuatan barangan rumah daripada logam	-8.1	-7.2	-18.0	-10.7	2.8	-0.4	1.2	-5.3	-10.4	-2.5	-13.4	-22.7	-17.6
25999	Pembuatan produk lain yang direka daripada logam t.t.t.l. Industri lain	2.5	5.0	2.8	5.6	7.1	4.6	10.3	2.3	5.0	5.2	2.7	1.1	4.8
		-13.3	-29.1	-19.6	-29.6	-35.4	-32.8	-10.2	11.7	-27.2	4.6	-17.6	-22.3	-19.3
<b>261</b>	<b>Pembuatan komponen dan papan elektronik</b>	<b>5.8</b>	<b>3.5</b>	<b>4.6</b>	<b>2.7</b>	<b>4.3</b>	<b>2.3</b>	<b>1.5</b>	<b>3.2</b>	<b>3.6</b>	<b>1.5</b>	<b>6.0</b>	<b>3.2</b>	<b>4.7</b>
26101 & 26102	Pembuatan diod, transistor dan alatan semikonduktor yang seumpamanya Pembuatan litar elektronik bersepadu dengan pemasangan mikro	6.5	1.8	4.5	1.5	1.4	-0.1	1.2	1.1	2.4	1.2	7.3	3.0	3.3
26103 & 26104 & 26105	Pembuatan kapasitor dan perintang elektrik Pembuatan papan litar bercetak Pembuatan komponen paparan	7.0	7.2	5.9	5.3	10.7	7.2	2.3	7.9	6.4	2.5	5.3	4.9	7.6
26109	Pembuatan komponen lain untuk aplikasi elektronik	-10.7	2.4	-3.0	4.1	5.5	3.6	-0.7	0.9	1.9	-1.1	-7.0	-7.4	5.7
<b>262</b> ( <b>26201 &amp; 26202</b> )	<b>Pembuatan komputer dan kelengkapan peranti</b>	<b>9.8</b>	<b>5.7</b>	<b>3.0</b>	<b>10.1</b>	<b>5.5</b>	<b>4.6</b>	<b>0.9</b>	<b>0.9</b>	<b>6.8</b>	<b>2.1</b>	<b>2.0</b>	<b>1.6</b>	<b>5.5</b>
<b>263/ 26300</b>	<b>Pembuatan peralatan komunikasi</b>	<b>-5.8</b>	<b>18.5</b>	<b>27.4</b>	<b>14.5</b>	<b>17.3</b>	<b>16.0</b>	<b>8.7</b>	<b>0.8</b>	<b>20.2</b>	<b>2.3</b>	<b>23.3</b>	<b>35.2</b>	<b>24.5</b>
<b>264/ 26400</b>	<b>Pembuatan peralatan elektronik pengguna</b>	<b>-4.3</b>	<b>17.7</b>	<b>17.2</b>	<b>20.3</b>	<b>24.7</b>	<b>9.5</b>	<b>-0.1</b>	<b>-4.9</b>	<b>21.3</b>	<b>-3.0</b>	<b>8.6</b>	<b>27.3</b>	<b>17.8</b>
<b>265</b>	<b>Pembuatan kelengkapan mengukur, menguji, memandu arah dan kawalan; jam tangan dan jam</b>	<b>5.7</b>	<b>44.8</b>	<b>27.4</b>	<b>45.4</b>	<b>53.7</b>	<b>51.6</b>	<b>20.8</b>	<b>29.5</b>	<b>40.6</b>	<b>25.3</b>	<b>17.4</b>	<b>27.3</b>	<b>37.7</b>
26511 & 26512	Pembuatan kelengkapan mengukur, menguji, memandu arah dan kawalan Pembuatan kelengkapan kawalan proses perindustrian	6.8	48.2	28.4	49.5	57.7	56.0	22.2	31.3	43.5	26.7	16.3	28.8	40.5
26520	Pembuatan jam tangan dan jam dan bahagiannya	-4.6	11.3	17.4	7.0	14.2	7.1	6.6	6.1	12.7	7.8	28.8	13.5	10.3
<b>266/ 26600</b>	<b>Pembuatan peralatan penyinaran, perubahan elektro dan elektroterapeutik</b>	<b>15.4</b>	<b>4.5</b>	<b>10.0</b>	<b>-0.3</b>	<b>-0.6</b>	<b>9.9</b>	<b>7.2</b>	<b>4.3</b>	<b>3.0</b>	<b>2.3</b>	<b>18.2</b>	<b>12.0</b>	<b>1.8</b>

2023																	Group Description/Period
Apr.	Mei	Jun	Jul.	Ogo.	Sep.	Okt.	Nov.	Dis.	Jan.	Feb.	Mac	Apr.	Mei	Jun	Jul.	Ogo.	
1.2	0.9	7.5	7.4	5.7	5.4	5.5	3.0	2.9	2.1	-0.2	-1.5	-1.5	1.1	0.8	0.9	2.5	<b>Manufacture of non-metallic mineral products</b>
																	Manufacture of refractory mortars and concretes
-21.9	-15.2	-13.2	-11.8	-15.1	-15.9	-15.0	-1.0	3.2	3.4	-0.2	0.3	3.1	-0.5	6.2	-0.5	4.6	Manufacture of non-refractory ceramic
10.3	9.1	15.0	13.3	10.7	9.0	6.1	5.4	-3.5	5.0	-27.0	-22.3	-17.9	-17.2	-19.3	-12.6	-12.3	Manufacture of other porcelain and ceramic products
-12.7	-9.0	-4.5	2.0	-3.4	1.2	-1.7	-1.0	2.2	2.1	8.0	5.6	5.2	8.3	7.8	7.2	8.5	Manufacture of hydraulic cement
11.3	4.5	8.5	9.3	12.8	10.8	12.6	3.2	-1.0	-1.3	0.02	-8.6	-8.9	-5.3	-5.8	-6.3	-7.5	Manufacture of ready-mix and dry-mix concrete and mortars
																	Manufacture of precast concrete, cement or artificial stone articles for use in construction
-1.7	-1.7	10.0	6.8	3.7	3.8	4.1	-0.04	3.7	3.2	-1.9	1.3	2.6	4.6	2.6	4.9	6.4	Manufacture of prefabricated structural components for building or civil engineering of cement, concrete or artificial stone
																	Manufacture of other articles of concrete, cement and plaster n.e.c.
13.6	14.1	16.8	15.8	13.8	12.3	12.4	8.1	2.8	3.5	8.4	6.4	6.8	6.9	5.9	6.1	13.3	Manufacture of other non-metallic mineral products n.e.c.
8.6	6.9	13.4	17.5	15.8	14.8	14.6	13.1	11.0	0.9	0.7	-4.4	-10.9	-2.0	0.1	-3.1	-4.4	Other industry
<b>10.2</b>	<b>11.9</b>	<b>12.4</b>	<b>11.9</b>	<b>9.8</b>	<b>3.4</b>	<b>3.5</b>	<b>2.0</b>	<b>2.0</b>	<b>3.7</b>	<b>2.0</b>	<b>-1.0</b>	<b>-0.2</b>	<b>2.3</b>	<b>-0.01</b>	<b>1.9</b>	<b>2.4</b>	<b>Manufacture of basic iron and steel</b>
<b>-4.3</b>	<b>-5.8</b>	<b>-4.6</b>	<b>-2.4</b>	<b>0.7</b>	<b>-3.7</b>	<b>-4.4</b>	<b>-2.5</b>	<b>-3.3</b>	<b>3.4</b>	<b>8.3</b>	<b>12.5</b>	<b>9.8</b>	<b>7.1</b>	<b>6.9</b>	<b>6.0</b>	<b>1.0</b>	<b>Manufacture of basic precious and other non-ferrous metals</b>
<b>-0.3</b>	<b>-1.1</b>	<b>1.0</b>	<b>5.8</b>	<b>1.6</b>	<b>-0.3</b>	<b>-1.4</b>	<b>-1.2</b>	<b>1.2</b>	<b>1.6</b>	<b>-7.1</b>	<b>-5.6</b>	<b>-2.6</b>	<b>-3.4</b>	<b>0.2</b>	<b>-8.7</b>	<b>-5.6</b>	<b>Casting of metals</b>
<b>-1.4</b>	<b>0.4</b>	<b>6.4</b>	<b>2.5</b>	<b>3.2</b>	<b>0.8</b>	<b>0.3</b>	<b>2.4</b>	<b>2.9</b>	<b>1.2</b>	<b>4.7</b>	<b>6.6</b>	<b>5.1</b>	<b>6.1</b>	<b>6.9</b>	<b>6.3</b>	<b>8.3</b>	<b>Manufacture of structural metal products, tanks, reservoirs , steam generators , weapons and ammunition</b>
																	Manufacture of metal doors, windows and their frames, shutters and gates
-8.6	-6.6	0.9	-1.8	-3.6	-0.6	-1.6	1.2	2.8	0.3	6.7	10.6	6.4	8.4	13.0	11.0	13.8	Manufacture of other structural metal products
14.3	15.2	15.8	7.6	11.2	3.3	2.1	1.6	1.5	1.2	1.5	1.3	3.4	3.2	0.9	1.3	2.2	Manufacture of tanks, reservoirs and containers of metal
-9.0	-6.5	3.2	5.7	9.3	-0.5	3.3	10.7	8.4	5.7	5.9	6.3	4.8	4.7	1.0	2.1	5.3	Other industry
<b>4.6</b>	<b>5.7</b>	<b>6.9</b>	<b>7.4</b>	<b>7.5</b>	<b>-0.1</b>	<b>0.04</b>	<b>-0.05</b>	<b>-0.07</b>	<b>1.8</b>	<b>6.3</b>	<b>4.3</b>	<b>4.6</b>	<b>4.5</b>	<b>4.0</b>	<b>5.0</b>	<b>5.7</b>	<b>Manufacture of other fabricated metal products; metal working service activities</b>
																	Forging, pressing, stamping and roll-forming of metal; powder metallurgy
0.5	1.3	-3.0	-2.9	-1.1	-3.8	-4.4	-4.8	-3.8	-3.5	-5.7	-5.8	-5.1	-5.8	-4.9	-0.8	0.1	Treatment and coating of metals; machining
1.3	0.8	5.6	5.3	3.8	2.2	-0.4	-1.1	-3.1	-2.9	-2.3	-3.6	-1.2	-5.5	-7.2	0.1	-7.2	Manufacture of tins and cans for food products, collapsible tubes and boxes
12.2	14.5	17.4	19.0	19.3	18.5	15.4	14.2	14.1	21.1	22.3	16.0	15.3	19.7	15.2	16.6	19.7	Manufacture of metal cable, plaited bands and similar articles
17.4	24.3	25.2	28.5	25.5	-4.2	-0.1	0.6	3.5	0.03	8.1	7.3	15.3	11.6	11.0	8.4	9.6	Manufacture of bolts, screws, nuts and similar threaded products
-18.0	-13.8	1.3	3.2	3.0	2.3	-0.2	-0.9	-0.1	-0.6	6.1	-1.5	-0.9	-6.3	-8.5	-5.1	-1.9	Manufacture of metal household articles
3.6	5.8	7.6	7.2	7.5	6.5	6.0	5.8	2.3	10.6	11.2	9.0	2.3	2.1	2.5	1.1	2.5	Manufacture of any other fabricated metal products n.e.c.
-16.5	-36.9	-35.6	-38.2	-34.2	-33.7	-33.9	-34.1	-30.6	-32.6	7.0	1.2	-2.3	21.3	20.9	20.3	25.9	Other industry
<b>4.0</b>	<b>3.2</b>	<b>1.0</b>	<b>3.1</b>	<b>3.5</b>	<b>6.2</b>	<b>3.7</b>	<b>1.6</b>	<b>1.8</b>	<b>-0.3</b>	<b>0.4</b>	<b>4.4</b>	<b>3.0</b>	<b>3.9</b>	<b>2.7</b>	<b>-1.8</b>	<b>-0.7</b>	<b>Manufacture of electronic components and boards</b>
																	Manufacture of diodes, transistors and similar semiconductor devices
3.6	2.6	-1.6	1.6	-0.3	2.8	2.0	-0.9	-1.1	-1.3	-0.2	5.2	3.5	0.9	-0.9	0.5	1.9	Manufacture of electronic integrated circuits micro assemblies
																	Manufacture of electrical capacitors and resistors
4.8	4.7	6.6	6.0	11.9	14.4	7.6	7.2	7.0	1.9	1.1	3.9	3.0	10.6	10.4	-7.0	-4.5	Manufacture of printed circuit boards
																	Manufacture of display components
4.8	2.1	5.6	6.5	8.1	2.2	1.8	1.4	7.4	-1.1	3.2	-3.9	-3.0	-1.1	7.3	1.8	-11.8	Manufacture of other components for electronic applications
<b>8.7</b>	<b>11.3</b>	<b>10.4</b>	<b>9.3</b>	<b>6.6</b>	<b>1.4</b>	<b>-0.4</b>	<b>6.5</b>	<b>7.6</b>	<b>0.6</b>	<b>7.8</b>	<b>-5.6</b>	<b>2.2</b>	<b>5.3</b>	<b>-4.9</b>	<b>6.7</b>	<b>4.9</b>	<b>Manufacture of computers and peripheral equipment</b>
<b>16.7</b>	<b>16.3</b>	<b>10.3</b>	<b>19.1</b>	<b>19.1</b>	<b>13.8</b>	<b>13.2</b>	<b>18.7</b>	<b>15.6</b>	<b>10.8</b>	<b>8.1</b>	<b>7.3</b>	<b>-8.5</b>	<b>4.3</b>	<b>8.3</b>	<b>-8.0</b>	<b>-2.4</b>	<b>Manufacture of communication equipment</b>
<b>18.6</b>	<b>16.9</b>	<b>25.4</b>	<b>28.7</b>	<b>30.4</b>	<b>16.1</b>	<b>9.9</b>	<b>12.3</b>	<b>6.5</b>	<b>-1.9</b>	<b>-4.0</b>	<b>5.8</b>	<b>-6.7</b>	<b>-3.3</b>	<b>-4.6</b>	<b>-2.4</b>	<b>-6.4</b>	<b>Manufacture of consumer electronics</b>
<b>31.7</b>	<b>41.6</b>	<b>63.7</b>	<b>53.3</b>	<b>53.9</b>	<b>53.7</b>	<b>55.2</b>	<b>53.8</b>	<b>46.8</b>	<b>21.4</b>	<b>23.5</b>	<b>17.9</b>	<b>29.2</b>	<b>30.9</b>	<b>28.6</b>	<b>28.9</b>	<b>21.1</b>	<b>Manufacture of measuring, testing, navigating and control equipment; watches and clocks</b>
																	Manufacture of measuring, testing, navigating and control equipment
34.5	45.2	70.0	57.5	57.8	57.7	59.1	58.5	51.4	23.4	25.1	18.5	30.7	33.0	30.4	30.0	22.0	Manufacture of industrial process control equipment
5.2	8.2	7.7	13.1	15.6	14.0	15.2	6.4	1.3	2.9	6.6	10.7	10.4	5.2	2.9	15.2	8.9	Manufacture of watches and clocks and parts
<b>1.3</b>	<b>2.1</b>	<b>-4.0</b>	<b>-2.2</b>	<b>-0.2</b>	<b>0.6</b>	<b>0.5</b>	<b>-2.0</b>	<b>35.6</b>	<b>7.2</b>	<b>12.9</b>	<b>2.0</b>	<b>9.7</b>	<b>3.3</b>	<b>-0.03</b>	<b>-6.8</b>	<b>-9.2</b>	<b>Manufacture of irradiation, electromedical and electrotherapeutic equipment</b>



Jadual Table **1.6b** : Gaji dan Upah yang Dibayar Sektor Pembuatan Mengikut Kumpulan: Perubahan Peratusan Tahunan  
 : *Salaries and Wages Paid of Manufacturing Sector by Group: Annual Percentage Change*

Kod Kumpulan Group code	Keterangan Kumpulan/Tempoh	2021		2022				2023		2022	2023	2022		
		2021	2022	Q1	Q2	Q3	Q4	Q1	Q2	(Jan. - Ogo.)	(Jan. - Ogo.)	Jan.	Feb.	Mac
267 ( 26701 & 26702 ) & 268 (26800)	Pembuatan peralatan optikal, kelengkapan fotografi, media magnetik dan optikal	0.4	26.6	16.3	36.3	34.0	21.2	3.1	-6.8	28.8	-2.8	2.7	3.8	41.8
271	Pembuatan motor elektrik, penjana, transformer dan perkakasan pengagihan dan pengawalan elektrik	-1.2	-4.0	-3.0	-1.7	-2.5	-8.3	-1.7	3.9	-2.0	0.5	-2.5	-3.3	-3.4
27101	Pembuatan motor elektrik, penjana dan transformer	3.0	5.2	12.5	8.2	3.1	-1.4	2.5	0.6	8.5	1.1	13.1	12.8	11.5
27102	Pembuatan perkakasan pengagihan dan pengawalan elektrik	-3.3	-8.9	-9.6	-7.5	-5.8	-12.0	-3.9	6.1	-7.6	0.2	-9.2	-9.7	-9.9
272/ 27200	Pembuatan bateri dan akumulator	3.5	10.0	21.1	8.4	1.3	11.0	14.8	15.6	10.4	15.3	6.8	32.1	27.5
273	Pembuatan pendawaian dan peranti pendawaian	13.5	13.0	12.1	14.5	17.3	8.4	2.0	-1.6	14.7	-1.2	10.9	8.3	17.6
27310	Pembuatan kabel gentian optikal	-1.0	24.2	55.3	39.6	29.3	-2.0	11.8	26.8	48.1	17.3	60.5	50.3	55.3
27320	Pembuatan wayar dan kabel elektronik dan elektrik lain	15.1	12.6	9.6	13.2	17.4	10.4	2.5	-2.9	13.0	-1.8	8.2	5.7	15.4
27330	Pembuatan alatan pendawaian pembawa dan bukan pembawa arus untuk litar elektrik (tanpa mengira jenis bahan)	7.4	1.9	18.6	6.8	-3.5	-12.2	-26.6	-21.1	8.1	-22.8	19.1	17.6	19.2
274/ 27400	Pembuatan kelengkapan pencahayaan elektrik	43.9	12.5	33.6	6.3	6.0	8.3	-1.3	-2.3	15.1	-0.7	43.2	38.6	18.2
275/ 27500	Pembuatan perkakasan domestik	-17.2	-24.1	-31.7	-20.4	-18.0	-23.7	-24.1	-17.3	-24.7	-16.7	-30.5	-31.6	-32.9
279/ 27900	Pembuatan kelengkapan elektrik lain	5.7	31.8	26.9	26.0	35.4	37.8	30.3	14.1	27.6	19.7	21.6	23.4	36.5
281 & 282	Pembuatan jentera kegunaan umum dan kegunaan khas	3.0	3.1	1.2	3.0	4.9	3.3	2.3	0.9	2.8	1.3	2.0	1.1	0.3
28120	Pembuatan alat-alat kuasa bendalir &	-0.1	2.1	-4.3	1.9	6.6	4.4	1.5	6.7	0.7	4.4	-1.4	-6.4	-5.1
28130	Pembuatan pam, pemampat, kepala paip dan injap lain													
28180	Pembuatan alatan tangan yang menggunakan kuasa dilengkapkan dengan motor elektrik atau bukan motor elektrik atau pneumatik	15.3	0.1	-2.8	3.1	3.8	-3.1	-3.2	-0.1	1.4	-1.6	-7.7	0.2	-0.7
28220	Pembuatan jentera pembentukan logam dan alatan mesin													
28192	Pembuatan mesin penyaman udara, termasuk untuk kenderaan bermotor	-1.9	7.8	3.5	2.8	7.9	17.0	2.6	-12.2	4.3	-9.3	-2.1	3.5	9.1
28290	Pembuatan lain-lain mesin bertujuan khas t.t.t.l. Industri lain	1.0	-5.3	2.6	-6.1	-8.8	-9.2	-4.5	4.5	-3.3	0.4	5.7	7.6	-6.3
		0.6	5.5	2.9	6.0	8.1	5.4	7.0	4.3	5.2	6.3	8.1	0.05	0.5
291 ( 29101 & 29102 )	Pembuatan kenderaan bermotor	2.6	9.0	11.0	11.2	11.7	2.7	-5.4	-5.8	11.9	-4.7	11.0	10.5	11.5
292/ 29200	Pembuatan kerangka (coachwork) untuk kenderaan bermotor; pembuatan treler dan semi treler	8.6	21.7	16.5	22.1	25.4	22.3	25.5	6.5	21.0	15.0	13.5	17.6	18.1
293/ 29300	Pembuatan alat ganti dan aksesori untuk kenderaan bermotor	-2.6	-2.0	-6.0	-2.6	2.3	-1.1	0.4	7.0	-2.5	4.4	-6.1	-6.2	-5.6
301 ( 30110 & 30120 )	Pembinaan kapal dan bot	-4.7	-1.6	-7.1	-2.2	2.5	1.6	2.8	7.4	-3.3	6.8	-6.7	-7.6	-7.0
302, 303, 304 & 309	Pembuatan lokomotif keretapi, rolling stock, kapal angkasa dan udara, jentera berkaitan, kenderaan tempur ketenteraan, dan kelengkapan pengangkutan t.t.t.l.	1.0	6.3	3.5	6.8	10.4	4.7	2.3	-0.2	6.7	0.3	2.5	3.8	4.2
30910	Pembuatan motosikal	10.7	10.7	11.7	13.8	15.3	2.4	-0.4	-2.9	13.8	-1.9	11.2	11.8	12.0
30920	Pembuatan basikal dan invalid carriages Industri lain	-4.2	-8.4	-18.6	-13.4	-4.7	6.1	3.4	0.2	-13.3	-2.8	-19.7	-17.4	-18.6
		-14.3	5.4	0.3	3.6	8.6	9.7	8.8	7.0	3.5	8.2	-0.8	0.7	1.0
310	Pembuatan perabot	2.4	5.4	6.6	8.7	6.1	0.6	3.8	4.2	8.1	4.6	6.7	5.2	7.9
31001	Pembuatan perabot kayu dan rotan Industri lain	3.9	9.3	11.0	13.0	10.3	3.7	6.9	8.9	12.6	8.3	10.7	9.1	13.3
		-2.0	-7.4	-7.0	-4.6	-7.8	-10.1	-7.8	-12.8	-5.9	-9.1	-5.9	-7.0	-8.1
321 ( 32110 & 32120 )	Pembuatan barang kemas, bijouterie dan artikel berkaitan	3.3	4.4	2.3	4.1	8.3	3.4	-0.9	-3.3	5.1	-2.0	5.0	1.0	0.8
322, 325 & 329	Pembuatan instrumen muzik, peralatan dan bekalan perubatan dan pergigian dan pembuatan lain t.t.t.l.	7.9	1.5	1.2	1.6	3.8	-0.4	-3.4	-0.3	2.0	-1.4	2.6	0.3	0.6
32901	Pembuatan alat tulis Industri lain	-0.1	1.5	4.5	4.8	2.7	-5.7	-6.7	-8.4	4.9	-5.8	4.8	5.6	3.2
		10.3	1.5	0.3	0.7	4.1	1.0	-2.6	2.0	1.2	-0.2	2.0	-1.0	-0.1
323/ 32300	Pembuatan barangan sukan	7.0	1.3	-1.6	1.6	1.6	3.6	5.2	1.9	1.3	1.4	-0.6	-2.7	-1.6
324/ 32400	Pembuatan permainan dan mainan	-0.4	28.2	59.6	49.3	20.9	4.6	17.4	21.7	44.0	15.9	60.4	61.7	56.7
331 & 332	Pembaikan pemasangan produk logam, jentera, kelengkapan dan pemasangan jentera perindustrian dan kelengkapan	1.6	4.7	3.7	7.1	4.6	3.6	7.5	7.4	5.3	7.7	3.6	3.3	4.2
33150	Pembaikan dan penyelenggaraan kelengkapan pengangkutan kecuali motosikal dan basikal Industri lain	-6.2	2.9	-3.1	3.9	-1.8	12.8	16.1	12.2	-0.5	13.4	-6.2	-2.5	-0.7
		3.9	5.2	5.6	7.9	6.3	1.3	5.2	6.2	6.9	6.2	6.5	4.9	5.5
<b>Jumlah Pembuatan</b>		<b>3.0</b>	<b>5.2</b>	<b>4.1</b>	<b>5.2</b>	<b>6.7</b>	<b>5.0</b>	<b>4.3</b>	<b>3.6</b>	<b>5.3</b>	<b>3.7</b>	<b>4.1</b>	<b>3.9</b>	<b>4.4</b>



2023																Group Description/Period	
Apr.	Mei	Jun	Jul.	Ogo.	Sep.	Okt.	Nov.	Dis.	Jan.	Feb.	Mac	Apr.	Mei	Jun	Jul.		Ogo.
33.1	34.5	41.3	43.9	32.9	25.7	23.6	19.6	20.7	14.8	12.0	-11.5	-5.7	-7.2	-7.4	-8.1	-1.6	<b>Manufacture of optical instruments, photographic equipment, magnetic and optical media</b>
0.6	-2.2	-3.1	-0.6	-1.3	-5.4	-7.9	-10.2	-6.8	-3.1	-5.6	4.2	7.6	3.5	1.0	1.2	-2.5	<b>Manufacture of electric motors, generators, transformers and electricity distribution and control apparatus</b>
10.1	10.5	4.4	4.7	3.4	1.2	1.6	-2.6	-3.2	4.6	0.6	2.1	1.8	-0.5	0.7	-1.8	1.5	Manufacture of electric motors, generators and transformers
-5.2	-9.4	-7.6	-3.8	-4.1	-9.3	-13.3	-14.4	-8.7	-7.3	-8.7	5.3	11.6	6.2	1.2	3.1	-5.1	Manufacture of electricity distribution and control apparatus
19.1	7.9	0.3	2.0	-1.3	3.5	5.1	11.4	16.7	10.8	16.5	17.2	16.5	19.1	11.1	18.3	13.2	<b>Manufacture of batteries and accumulators</b>
13.2	15.1	15.0	18.4	19.8	14.0	14.5	10.8	1.0	2.2	3.6	0.1	-2.6	-3.3	1.1	-4.6	-5.9	<b>Manufacture of wiring and wiring devices</b>
43.1	43.3	33.2	52.5	49.7	2.3	2.4	-3.4	-4.5	11.6	14.4	9.4	25.2	26.9	28.0	14.3	10.4	Manufacture of fibre optic cables
11.2	13.6	14.8	17.3	18.9	15.9	16.4	13.2	2.6	2.7	4.2	0.6	-3.5	-5.2	-0.2	-5.6	-6.8	Manufacture of other electronic and electric wires and cables
22.3	8.2	-5.8	-5.0	-3.0	-2.4	-2.5	-7.1	-27.3	-25.3	-27.3	-27.1	-28.6	-15.7	-19.1	-21.0	-17.7	Manufacture of current -carrying and non current-carrying wiring devices for electrical circuits regardless of material
8.1	8.8	2.8	2.9	7.7	7.3	5.8	9.9	9.1	-5.4	1.4	0.8	0.6	0.3	-6.9	2.1	2.8	<b>Manufacture of electric lighting equipment</b>
-25.6	-20.6	-15.6	-18.2	-17.6	-18.2	-22.1	-22.8	-26.0	-27.3	-22.6	-22.2	-23.2	-15.2	-15.0	-8.2	1.8	<b>Manufacture of domestic appliances</b>
22.4	23.5	32.3	33.5	28.9	43.1	38.6	39.8	35.6	36.8	32.4	21.9	10.5	13.5	18.2	11.7	13.8	<b>Manufacture of other electrical equipment</b>
2.8	2.9	3.2	5.1	5.2	4.6	4.7	1.4	4.0	1.7	0.5	4.8	1.0	0.2	1.6	0.2	0.1	<b>Manufacture of general-purpose and special-purpose machinery</b>
-1.0	3.4	3.6	7.0	6.5	6.4	9.8	4.4	0.3	-1.2	2.8	3.0	4.3	7.3	8.5	5.3	5.1	Manufacture of fluid power equipment
1.5	4.3	3.5	3.8	7.8	0.2	4.1	-5.1	-7.5	-2.6	-11.9	6.0	-1.1	-0.7	1.4	-0.4	-2.3	Manufacture of other pumps, compressors, taps and valves
7.6	0.6	0.5	10.3	5.4	8.3	8.2	10.4	32.8	5.6	5.5	-2.9	-10.1	-12.6	-13.9	-18.6	-25.5	Manufacture of power-driven hand tools with self-contained electric or non-electric motor or pneumatic drives
-5.6	-6.7	-6.1	-8.7	-8.7	-8.9	-8.5	-8.3	-10.6	-7.5	-7.9	3.4	-2.4	7.4	9.5	12.6	-6.4	Manufacture of metal-forming machinery and machine tools
5.2	6.0	6.8	7.4	7.7	9.2	6.5	3.8	5.9	5.7	7.2	8.2	6.4	2.3	4.2	4.0	13.1	Manufacture of air-conditioning machines, including for motor vehicles
9.7	9.8	14.2	13.3	16.0	6.1	4.3	-0.3	4.1	-4.1	-5.9	-6.3	-7.2	-5.7	-4.5	-1.2	-2.2	<b>Manufacture of motor vehicles</b>
19.9	20.1	26.6	27.1	24.6	24.6	19.8	21.3	25.6	39.7	33.3	6.8	5.9	8.3	5.3	7.1	20.7	<b>Manufacture of bodies (coachwork) for motor vehicles; manufacture of trailers and semi-trailers</b>
-6.2	-2.6	1.3	4.2	3.4	-0.5	-0.9	-1.2	-1.1	-1.6	-0.8	3.8	3.5	9.4	8.1	8.1	5.0	<b>Manufacture of parts and accessories for motor vehicles</b>
-3.8	-1.6	-1.1	0.8	3.1	3.7	3.3	1.8	-0.3	3.0	3.4	2.1	0.02	10.6	12.1	11.5	13.7	<b>Building of ships and boats</b>
3.2	5.6	12.2	11.9	11.4	8.1	6.4	1.6	6.1	3.9	2.5	0.5	0.9	-0.2	-1.3	-0.7	-3.1	<b>Manufacture of railway locomotives, rolling stock, air and spacecraft, related machinery, military fighting vehicles and transport equipment n.e.c</b>
10.3	14.7	16.5	14.5	19.7	12.0	9.5	-3.4	1.3	1.6	1.9	-4.5	-1.7	-3.7	-3.2	-3.9	-1.6	Manufacture of motorcycles
-19.9	-16.8	-1.4	6.8	-12.0	-6.9	-8.1	9.9	18.7	1.8	0.7	7.9	4.7	-1.1	-3.0	-4.6	-28.8	Manufacture of bicycles and invalid carriages
1.7	-0.6	10.2	8.6	8.6	8.5	8.3	9.8	11.0	11.1	5.0	10.3	5.9	10.2	4.8	10.0	8.5	Other industry
8.5	7.9	9.6	9.8	9.3	0.2	0.3	0.1	1.4	4.8	3.3	3.2	2.9	5.2	4.6	6.4	6.6	<b>Manufacture of furniture</b>
13.4	12.6	13.1	14.2	14.5	3.5	3.4	3.6	4.0	8.5	6.4	5.9	5.5	11.0	10.2	9.6	9.6	Manufacture of wooden and cane furniture
-6.0	-6.2	-1.4	-4.4	-7.3	-11.4	-10.4	-11.8	-7.9	-8.6	-7.9	-7.0	-6.6	-16.1	-15.9	-5.8	-4.9	Other industry
1.9	2.4	8.2	9.0	14.2	2.3	2.2	3.4	4.4	-3.4	-3.6	4.7	4.3	-2.8	-11.5	-1.1	-2.5	<b>Manufacture of jewellery, bijouterie and related articles</b>
0.8	1.2	2.8	2.5	5.1	3.9	1.0	-0.7	-1.4	-2.6	-3.0	-4.7	-3.5	3.5	-0.8	-0.3	0.4	<b>Manufacture of musical instruments, medical and dental instruments and supplies and other manufacturing n.e.c.</b>
4.8	1.3	8.6	5.8	5.5	-3.0	-4.7	-6.5	-5.8	-9.5	-4.9	-5.6	-12.4	-4.9	-7.8	-4.1	2.6	Manufacture of stationery
-0.3	1.2	1.3	1.6	5.0	5.8	2.5	0.9	-0.3	-0.8	-2.5	-4.5	-1.0	5.8	1.1	0.8	-0.2	Other industry
-0.8	1.3	4.3	7.5	4.5	-6.3	2.5	7.8	0.6	-0.7	8.4	8.1	3.2	5.8	-3.2	4.2	-14.6	<b>Manufacture of sports goods</b>
57.6	60.2	34.2	31.2	15.2	18.2	5.6	6.5	2.1	15.6	12.2	24.8	16.8	25.1	23.1	5.8	6.8	<b>Manufacture of games and toys</b>
5.4	6.4	9.6	5.7	4.6	3.3	2.0	1.9	6.9	7.0	9.1	6.4	5.8	8.5	8.1	8.2	8.8	<b>Repair of fabricated metal products, machinery and equipment and installation of industrial machinery and equipment</b>
4.8	2.2	4.6	-4.8	-0.4	-0.1	3.2	12.7	22.2	16.3	20.3	11.9	8.6	14.1	14.3	11.6	9.7	Repair and maintenance of transport equipment except motorcycles and bicycles
5.6	7.6	10.9	8.6	6.0	4.3	1.8	-0.9	3.0	4.6	6.1	4.9	5.0	7.1	6.5	7.4	8.6	Other industry
4.5	5.0	6.2	7.1	7.5	5.4	4.8	4.7	5.4	4.0	4.6	4.2	3.9	4.0	3.0	2.9	3.0	<b>Total Manufacturing</b>

Jadual **1.6c** : Gaji dan Upah yang Dibayar Sektor Pembuatan Mengikut Kumpulan: Perubahan Peratusan Bulanan/Suku Tahunan  
 Table : *Salaries and Wages Paid of Manufacturing Sector by Group: Monthly/Quarterly Percentage Change*

Kod Kumpulan Group code	Keterangan Kumpulan/Tempoh	2022				2023		2022			
		Q1	Q2	Q3	Q4	Q1	Q2	Jan.	Feb.	Mac	Apr.
101	Pemprosesan dan pengawetan daging	-4.3	-1.4	0.9	13.8	3.6	2.5	-0.5	-9.0	-2.2	2.3
102	Pemprosesan dan pengawetan ikan, krustasea dan moluska	-0.8	-0.9	1.3	4.3	1.3	-0.3	1.1	-4.5	-0.3	0.6
	10201 Pengetinan ikan, krustasea dan moluska &										
	10202 Pemprosesan dan pengawetan ikan, krustasea dan moluska	-1.3	-0.9	-0.1	6.9	2.4	-0.5	0.6	-3.8	-1.4	1.1
	Industri lain	1.5	-0.8	6.8	-5.4	-3.2	0.6	3.1	-7.1	4.2	-1.4
103	Pemprosesan dan pengawetan buah-buahan dan sayur - sayuran	10.0	2.7	1.1	1.3	12.7	7.3	8.1	-0.3	1.2	0.4
	10303 Pengetinan nanas &										
	10304 Pembuatan jem, marmalad dan sajian jeli	2.6	7.4	10.7	1.9	29.1	6.2	-5.8	11.4	-7.3	-0.8
	Industri lain	10.4	2.5	0.5	1.2	11.7	7.4	8.9	-0.9	1.7	0.5
104	Pembuatan minyak dan lemak daripada sayuran dan haiwan	0.6	0.8	1.2	5.2	1.1	0.2	-4.6	-0.1	-0.1	-0.3
	10404 Pembuatan minyak sayuran mentah dan bertapis &										
	10406 Pembuatan sebatian lemak masakan	2.8	4.4	2.5	-2.7	1.3	0.8	2.7	0.1	0.5	1.3
	10405 Pembuatan minyak kelapa	12.5	4.0	-6.8	-3.3	19.0	3.6	11.1	1.7	0.1	2.4
	Industri lain	0.1	0.4	1.4	6.2	0.5	0.03	-5.6	-0.2	-0.1	-0.5
105	Pembuatan produk tenusu	9.2	2.8	-4.4	-2.6	6.4	3.3	3.0	1.3	-0.7	4.4
	10502 Pembuatan susu pekat, tepung dan sejat	9.8	2.7	-3.3	-3.6	6.8	3.2	2.5	2.6	-1.8	4.5
	Industri lain	5.1	3.7	-13.0	5.4	3.4	3.6	7.2	-8.4	8.7	3.8
106	Pembuatan produk bijian, kanji dan produk berkanji	1.8	-1.0	0.1	-1.1	4.8	2.3	2.7	-4.0	0.9	2.2
	10611 Pengilangan beras	0.9	-2.2	0.7	-0.6	8.2	-2.6	5.3	-4.9	-0.1	1.0
	10613 Pengilangan tepung	2.1	0.9	-0.4	-2.8	1.6	8.8	-0.9	-3.2	2.3	3.5
	Industri lain	6.8	-4.4	-0.6	6.1	0.9	-3.1	8.5	-3.2	-1.5	1.9
107	Pembuatan produk makanan lain	2.6	1.7	1.5	4.3	0.5	-1.1	1.7	-1.4	4.4	-2.1
	10711 Pembuatan biskut dan cookies	2.0	3.7	2.6	2.0	3.7	2.1	3.5	-4.0	3.8	0.3
	10712 Pembuatan roti, kek dan produk bakeri lain	-8.1	4.5	4.1	3.7	-3.3	2.0	-3.9	-0.7	1.2	1.3
	10713 Pembuatan produk snek	6.2	5.2	2.3	2.4	2.0	-3.6	6.7	-9.8	6.6	0.5
	10721 Pembuatan gula	12.4	-6.1	-4.0	-8.6	-5.3	-0.5	1.8	4.4	8.6	-13.5
	10731 Pembuatan produk koko	11.6	-2.6	-5.2	3.9	-0.7	6.3	10.2	-7.1	8.4	8.9
	10732 Pembuatan coklat dan produk coklat &										
	10733 Pembuatan konfeksi gula	12.1	-0.2	0.3	4.9	-2.5	-9.4	6.6	0.4	14.3	-10.0
	10793 Pembuatan sos dan bahan perasa	-8.1	-0.7	-1.1	5.8	5.0	2.1	-8.8	-0.9	4.7	-6.0
	10799 Pembuatan produk makanan lain t.t.t.l.	13.2	1.7	4.0	9.8	2.4	-1.0	5.8	1.0	2.0	-0.8
	Industri lain	6.9	0.7	0.02	4.0	1.6	-2.8	4.8	-1.1	3.7	-2.3
108/10800	Pembuatan makanan haiwan tersedia	-3.5	-0.7	0.5	6.2	1.2	-1.5	-13.6	-0.2	-0.2	-1.3
110	Pembuatan minuman ringan	-2.4	-3.2	0.1	11.9	-1.4	-1.9	-7.2	1.1	-4.7	2.6
	11041 Pembuatan minuman ringan	-4.1	-1.2	1.0	15.5	-2.9	-0.6	-10.4	1.9	-5.6	4.3
	11042 Pengeluaran air mineral semulajadi dan minuman lain yang dibotolkan	4.6	-7.1	-2.7	2.7	1.9	-3.8	4.3	-1.4	-0.6	-1.3
	Industri lain	-9.7	-8.9	1.1	6.4	5.4	-10.2	-11.8	2.4	-12.0	1.1
120/12000	Pembuatan produk tembakau	0.3	-14.9	0.5	21.1	0.9	-11.6	-16.4	6.7	-5.0	-13.9
131	Pemintalan, penenunan dan penyiapan tekstil	0.9	-1.2	1.8	4.2	-8.7	1.1	-3.4	-0.3	-1.3	-2.0
	13110 Penyediaan dan pemintalan gantian tekstil &										
	13120 Penenunan tekstil	2.6	-2.2	2.4	5.1	-9.7	4.3	-0.7	0.8	-1.4	-3.1
	13132 Pewarnaan, pelunturan, percetakan dan penyiapan akhir benang dan fabrik	-2.8	0.9	1.1	2.2	-7.5	-5.6	-9.5	-2.5	-1.1	0.2
	Industri lain	4.0	-1.2	-6.6	2.1	5.1	-4.0	4.9	-2.3	-0.1	0.3
139	Pembuatan tekstil lain	-6.4	-1.1	2.7	3.4	7.0	3.0	-4.5	-3.1	-1.6	0.1
	13910 Pembuatan fabrik dikait dan dikrusye	-15.1	-7.0	0.6	7.4	-5.9	8.7	-13.7	0.4	-8.8	-2.5
	Industri lain	-1.6	1.7	3.5	1.7	12.6	0.9	0.6	-4.8	2.0	1.2
141	Pembuatan pakaian, kecuali pakaian berbulu	1.0	-5.9	0.6	11.7	0.3	-3.7	-4.7	-6.8	-0.1	-1.2
	14102 Pembuatan pakaian	-3.1	-6.3	1.5	14.2	-0.9	-5.0	-7.6	-8.4	0.1	-1.5
	Industri lain	10.6	-5.1	-1.2	6.5	2.8	-1.0	2.0	-3.3	-0.3	-0.4
142 & 143	Pembuatan artikel daripada kulit bulu dan pakaian yang dikait dan dikrusye	7.0	2.9	-6.6	-3.1	1.4	1.0	7.4	-15.1	3.9	1.6
151 (15110 & 15120)	Penyamakan dan pembersihan kulit, pembuatan bagasi, beg tangan, pelana dan abah-abah pembersihan dan pewarnaan bulu	-3.3	-3.8	2.0	7.5	-1.0	-0.04	-0.5	-3.3	-0.9	-1.6
152	Pembuatan kasut	3.3	-3.4	-2.6	6.5	5.8	-3.4	1.7	-0.9	-0.7	-0.1
	15201 Pembuatan kasut kulit &										
	15203 Pembuatan kasut getah	2.2	-2.8	-2.0	6.7	4.1	-3.9	0.8	-1.6	-1.8	0.4
	Industri lain	6.4	-4.9	-4.1	5.9	10.4	-2.0	4.3	0.8	2.0	-1.3
161/16100	Pengilangan dan pengetaman kayu	-4.1	-5.3	-2.3	0.9	4.7	-4.7	-5.3	1.5	-5.1	-0.9

2023															Group Description/Period	
Mei	Jun	Jul.	Ogo.	Sep.	Okt.	Nov.	Dis.	Jan.	Feb.	Mac	Apr.	Mei	Jun	Jul.		Ogo.
2.5	-1.9	-0.3	1.7	1.4	0.7	9.3	14.2	-1.9	-8.0	-1.2	4.4	2.6	0.5	-3.4	2.3	<b>Processing and preserving of meat</b>
0.6	-0.4	1.4	-0.5	0.6	3.7	0.3	0.4	1.8	-1.1	-0.2	-2.0	3.3	0.1	1.2	-0.5	<b>Processing and preserving of fish, crustaceans and molluscs</b>
																<i>Canning of fish, crustaceans and molluscs</i>
0.0	0.8	-0.3	-1.2	1.1	4.8	1.7	1.4	1.6	-1.1	0.1	-2.5	3.7	-0.4	1.6	-1.7	<i>Processing, curing and preserving of fish, crustacean and molluscs</i>
3.0	-4.8	8.3	2.1	-1.4	-0.6	-5.3	-3.6	2.5	-1.4	-1.6	0.4	1.3	2.4	-0.8	4.6	<i>Other industry</i>
2.5	-0.1	0.6	-0.5	0.1	0.5	0.7	1.1	8.4	3.6	1.9	4.1	1.0	0.03	-2.1	-4.9	<b>Processing and preserving of fruits and vegetable</b>
																<i>Pineapple canning</i>
11.9	5.7	3.3	0.5	-1.8	0.05	1.7	5.5	12.4	12.8	4.7	-1.4	2.5	-3.1	-3.4	-2.7	<i>Manufacture of jams, marmalades and table jellies</i>
2.0	-0.5	0.5	-0.6	0.2	0.5	0.7	0.8	8.1	2.9	1.7	4.5	0.9	0.3	-2.0	-5.0	<i>Other industry</i>
1.0	1.6	1.8	-4.2	2.8	1.1	-1.3	13.9	-5.5	-1.4	-1.2	1.5	0.2	-0.7	2.5	-3.4	<b>Manufacture of vegetable and animal oils and fats</b>
																<i>Manufacture of crude and refined vegetable oil</i>
2.2	3.5	1.8	-2.5	-1.8	-1.6	1.3	0.0	1.9	-1.5	0.1	1.3	-1.0	1.8	-9.4	3.7	<i>Manufacture of compound cooking fats</i>
0.9	1.0	-8.1	1.4	-1.1	-3.5	-0.1	1.6	19.0	-1.4	-0.2	3.7	0.6	0.4	10.3	1.3	<i>Manufacture of coconut oil</i>
0.9	1.5	2.1	-4.5	3.3	1.5	-1.6	15.4	-6.8	-1.3	-1.3	1.5	0.3	-0.9	3.2	-4.1	<i>Other industry</i>
0.9	-6.4	-0.8	1.3	-1.6	-3.7	3.0	-0.7	3.0	5.7	-3.0	3.3	-0.8	2.1	-8.7	5.7	<b>Manufacture of dairy products</b>
1.6	-7.1	0.6	1.5	-1.4	-5.0	3.5	-1.1	2.6	7.9	-4.4	4.1	-1.5	2.3	-9.7	6.0	<i>Manufacture of condensed, powdered and evaporated milk</i>
-3.8	-0.2	-10.9	-0.1	-2.6	7.1	-0.7	2.1	6.2	-9.8	9.2	-2.4	5.2	0.6	-0.2	3.0	<i>Other industry</i>
-3.4	-0.2	2.4	1.3	-5.2	0.1	0.8	4.3	1.9	-0.3	-0.3	3.3	-3.3	4.7	-2.9	-1.9	<b>Manufacture of grain mill products, starches and starch products</b>
-2.5	0.7	0.5	1.6	-1.1	-0.5	-0.6	1.8	4.1	4.4	0.1	-2.6	-1.6	-1.3	2.9	-3.0	<i>Rice milling</i>
-4.2	-0.5	3.9	1.6	-10.4	0.1	2.6	6.8	-1.3	-3.0	-0.6	9.9	-5.0	11.9	-8.9	-0.5	<i>Flour milling</i>
-4.0	-5.1	6.2	-3.3	1.5	4.1	0.3	5.6	8.5	-14.7	-2.1	6.5	-3.7	0.2	-0.3	-3.9	<i>Other industry</i>
1.0	2.2	-1.6	0.7	2.5	-0.3	1.9	4.1	-0.9	-2.8	0.01	-1.2	1.6	-0.1	1.6	2.0	<b>Manufacture of other food products</b>
1.9	3.1	-2.3	3.0	1.1	-1.3	2.5	-0.1	4.4	-1.9	-0.6	1.1	3.2	-0.1	6.0	0.5	<i>Manufacture of biscuits and cookies</i>
4.0	-0.2	-1.3	1.1	10.4	-3.8	1.3	-0.5	-0.2	-3.5	-2.6	3.9	2.7	-2.0	3.8	-0.2	<i>Manufacture of bread, cakes and other bakery products</i>
2.0	7.5	-3.7	0.5	0.8	-0.9	1.2	5.3	-2.7	1.2	0.6	-4.1	-2.2	3.6	0.2	3.5	<i>Manufacture of snack products</i>
3.2	-2.2	-4.8	1.1	1.5	4.0	-11.6	-18.9	16.9	1.5	-9.2	1.1	8.7	-3.3	-1.2	4.3	<i>Manufacture of sugar</i>
-19.9	0.8	-0.4	2.9	1.7	1.0	1.4	-0.4	-3.2	4.8	-2.6	14.8	-10.1	-1.8	7.7	-0.5	<i>Manufacture of cocoa products</i>
																<i>Manufacture of chocolate and chocolate products</i>
0.9	3.0	-1.1	0.3	-3.3	1.5	1.3	13.8	-10.0	-1.6	0.7	-9.5	0.4	-0.3	3.3	5.7	<i>Manufacture of sugar confectionery</i>
1.7	4.8	-4.6	0.4	-1.0	1.1	0.2	14.9	-8.3	-2.5	19.3	-6.7	-4.0	3.5	-2.8	7.8	<i>Manufacture of sauces and condiments</i>
-0.6	3.7	0.2	0.1	4.7	2.6	5.6	-0.01	7.8	-9.8	-0.6	-1.5	6.4	0.9	1.0	2.0	<i>Manufacture of other food products n.e.c.</i>
0.5	1.7	-1.1	0.02	-0.5	0.6	2.6	6.1	-1.3	-1.3	-2.9	-1.5	1.9	-0.4	-0.3	1.1	<i>Other industry</i>
1.2	0.1	0.6	-0.2	-1.2	-0.1	0.2	21.3	-13.8	7.9	-4.7	-2.9	4.2	-1.8	2.7	-1.7	<b>Manufacture of prepared animal feeds</b>
-3.8	-1.0	-1.1	1.6	6.6	-0.04	5.2	9.4	-6.8	-2.6	-0.2	1.6	-3.3	-0.8	-0.7	0.3	<b>Manufacture of beverages</b>
-2.2	-1.8	-1.6	2.9	8.2	-0.2	7.2	11.3	-9.6	-2.9	-0.4	2.5	-2.1	-0.9	-1.4	-3.1	<i>Manufacture of soft drinks</i>
-7.3	-0.7	0.5	-2.3	4.0	0.1	0.3	1.6	1.5	-3.3	4.4	-0.5	-7.4	-0.3	0.6	7.0	<i>Production of natural mineral waters and other bottled waters</i>
-6.9	6.7	-2.1	2.4	-0.8	1.3	-0.4	15.1	-1.2	2.7	-12.6	-1.2	-1.7	-0.6	2.5	17.4	<i>Other industry</i>
0.0	0.2	-0.01	-3.7	8.7	4.7	2.2	27.6	-17.0	7.0	-3.6	-10.5	-1.3	-0.4	-2.2	-3.8	<b>Manufacture of tobacco products</b>
2.8	-0.2	-0.4	0.4	3.3	0.3	0.8	3.0	-7.1	-6.6	1.7	0.1	3.9	-1.2	1.4	2.2	<b>Spinning, weaving and finishing of textiles</b>
																<i>Preparation and spinning of textile fibres</i>
2.7	-0.5	-0.4	0.4	6.1	-0.2	1.1	1.5	-5.6	-10.5	5.0	1.6	5.6	-1.4	4.3	0.6	<i>Weaving of textiles</i>
2.9	1.0	-0.2	0.8	-2.5	1.5	-0.2	7.0	-10.6	1.0	-4.8	-2.1	-0.5	-1.2	-5.8	7.0	<i>Dyeing, bleaching, printing and finishing of yarns and fabrics</i>
3.4	-8.3	-1.9	-1.5	2.5	0.9	2.5	-4.4	-0.8	12.8	-0.8	-13.0	6.4	6.8	2.5	-1.5	<i>Other industry</i>
2.1	-1.2	2.4	-0.01	1.2	0.8	2.6	-0.1	6.7	-1.8	2.0	1.4	1.8	-1.3	-1.0	0.02	<b>Manufacture of other textiles</b>
3.1	-2.1	0.9	0.1	0.3	3.3	6.1	-1.0	-6.5	0.1	-2.1	8.7	2.2	-0.3	-5.0	1.6	<i>Manufacture of knitted and crocheted fabrics</i>
1.6	-0.9	3.1	-0.03	1.5	-0.2	1.2	0.3	12.5	-2.5	3.6	-1.1	1.7	-1.7	0.5	-0.6	<i>Other industry</i>
-0.1	-7.2	4.9	-0.2	3.2	-0.6	9.2	11.1	-4.5	-7.2	0.5	0.5	-0.9	-4.3	0.6	-1.2	<b>Manufacture of wearing apparel, except fur</b>
1.1	-7.8	6.2	-1.0	4.0	-0.6	9.8	15.8	-6.9	-9.0	-0.2	1.1	-1.3	-5.9	2.7	-2.5	<i>Manufacture of clothings</i>
-2.3	-5.9	2.3	1.3	1.6	-0.7	7.8	1.1	1.1	-3.1	1.9	-0.8	-0.1	-1.0	-3.5	1.6	<i>Other industry</i>
7.0	-0.4	-0.8	-11.5	-0.1	-1.1	0.8	5.4	4.0	-10.3	2.8	2.7	0.8	-1.0	1.5	1.3	<b>Manufacture of articles of fur, knitted and crocheted apparel</b>
0.4	-2.2	-4.2	9.4	4.4	-0.2	1.1	3.0	-2.0	-2.4	1.0	0.6	0.2	-1.8	-1.3	-0.4	<b>Tanning and dressing of leather; manufacture of luggage, handbags, saddlery and harness; dressing and dyeing of fur</b>
-1.9	-3.7	-4.6	5.4	5.0	0.2	0.1	3.5	3.3	1.0	-1.5	-2.6	0.9	-1.9	-4.6	1.5	<b>Manufacture of footwear</b>
																<i>Manufacture of leather footwear</i>
-0.5	-3.4	-4.8	5.5	5.2	-0.1	-0.8	6.1	0.8	0.5	-2.1	-2.6	0.5	-1.5	-6.0	1.1	<i>Manufacture of rubber footwear</i>
-5.5	-4.4	-4.0	5.2	4.3	0.8	2.4	-3.1	10.4	2.1	-0.1	-2.8	1.8	-2.8	-1.1	2.6	<i>Other industry</i>
-2.4	0.3	-2.0	-0.7	2.2	-0.4	-1.1	2.4	2.9	2.5	-3.2	-1.8	-1.9	-1.0	5.0	-1.7	<b>Sawmilling and planing of wood</b>

Jadual Table **1.6c** : Gaji dan Upah yang Dibayar Sektor Pembuatan Mengikut Kumpulan: Perubahan Peratusan Bulanan/Suku Tahunan  
 : Salaries and Wages Paid of Manufacturing Sector by Group: Monthly/Quarterly Percentage Change

Kod Kumpulan Group code	Keterangan Kumpulan/Tempoh	2022				2023		2022			
		Q1	Q2	Q3	Q4	Q1	Q2	Jan.	Feb.	Mac	Apr.
<b>162</b>	<b>Pembuatan produk daripada kayu, gabus, jerami dan bahan jalinan lain</b>	<b>0.4</b>	<b>-1.8</b>	<b>2.2</b>	<b>2.9</b>	<b>2.5</b>	<b>-1.6</b>	<b>0.7</b>	<b>-2.5</b>	<b>-0.3</b>	<b>-0.7</b>
16211	Pembuatan kepingan venier dan papan lapis	-4.8	-3.5	6.8	3.8	-3.7	-1.5	-5.5	-1.9	-1.1	-2.8
16212	Pembuatan papan partikel dan papan gentian	8.4	0.3	-2.6	-0.01	10.8	-5.4	6.3	-1.4	1.8	1.0
16221	Pertukangan kayu untuk jurubina	6.4	-0.2	-0.4	2.8	11.9	0.2	7.1	-1.5	-1.3	2.0
	Industri lain	2.8	-0.5	-3.1	2.8	2.8	-0.9	7.9	-6.7	1.3	0.8
<b>170</b>	<b>Pembuatan kertas dan produk kertas</b>	<b>1.2</b>	<b>-1.5</b>	<b>0.7</b>	<b>4.1</b>	<b>1.3</b>	<b>-4.5</b>	<b>-0.05</b>	<b>2.1</b>	<b>-1.9</b>	<b>-0.8</b>
17010	Pembuatan pulpa, kertas dan kertas tebal	-1.0	1.5	1.6	0.03	-12.3	-17.7	1.3	0.5	-1.5	-2.4
17020	Pembuatan kertas gelugur dan kertas tebal dan bekas daripada kertas dan kertas tebal	-1.7	2.6	3.1	4.0	2.6	-0.4	2.0	-5.1	-0.2	3.8
17091	Pembuatan sampul surat dan kad surat	-8.8	-2.2	2.3	1.2	-3.0	-0.7	-3.9	-6.9	-1.4	-1.7
17092	Pembuatan kertas kegunaan rumah dan pembersih peribadi	12.4	-4.9	-2.8	3.8	15.5	-10.6	-4.0	30.4	-6.5	-3.1
17093	Pembuatan kertas bergam atau pelekat yang berjalur atau bergulung dan label dan kertas dinding	-6.1	-11.4	-2.2	7.0	-6.8	-2.4	-6.4	0.7	-1.7	-10.1
	Industri lain	9.9	-0.8	-0.3	7.3	1.8	1.6	6.0	-5.3	-0.1	1.0
<b>181 &amp; 182</b>	<b>Percetakan, aktiviti perkhidmatan berkaitan percetakan dan penerbitan semula media rakaman</b>	<b>5.3</b>	<b>-1.3</b>	<b>-3.2</b>	<b>6.1</b>	<b>3.4</b>	<b>1.1</b>	<b>-1.2</b>	<b>-4.7</b>	<b>2.0</b>	<b>-2.1</b>
18110	Percetakan	4.8	0.2	-3.6	6.2	2.5	2.2	-2.3	-4.8	2.7	-1.2
18120	Aktiviti perkhidmatan berkaitan percetakan &	8.4	-9.1	-0.7	5.5	8.0	-4.7	4.3	-4.2	-1.9	-6.7
18200	Penerbitan semula media rakaman										
<b>192 (19201 &amp; 19202)</b>	<b>Pembuatan produk petroleum bertapis</b>	<b>1.2</b>	<b>-15.4</b>	<b>8.5</b>	<b>8.3</b>	<b>8.2</b>	<b>-15.8</b>	<b>-10.8</b>	<b>-0.7</b>	<b>16.9</b>	<b>-25.1</b>
<b>201</b>	<b>Pembuatan kimia asas, baja dan sebatian nitrogen, plastik dan getah sintetik dalam bentuk primer</b>	<b>4.4</b>	<b>-1.5</b>	<b>2.6</b>	<b>0.6</b>	<b>6.3</b>	<b>-7.2</b>	<b>-2.4</b>	<b>1.7</b>	<b>5.2</b>	<b>-5.4</b>
20111	Pembuatan gas perindustrian atau perubatan bukan organik dalam bentuk cecair atau mampat	24.5	-0.1	5.0	-3.2	21.2	-8.7	20.6	2.3	0.1	-0.9
20112	Pembuatan kimia organik asas &	5.4	-2.4	5.8	-0.1	5.7	-9.5	0.1	0.7	2.5	-5.3
20113	Pembuatan sebatian bukan organik										
20121	Pembuatan baja &	4.4	-7.3	-0.7	2.7	-1.5	-2.3	-9.9	10.2	10.4	-16.5
20129	Pembuatan produk campuran nitrogen										
20131	Pembuatan plastik dalam bentuk primer	-3.8	1.5	-3.3	2.4	5.8	-2.7	-11.3	-0.2	11.4	-3.6
	Industri lain	11.3	3.7	2.3	0.9	1.9	-14.4	5.7	4.7	0.2	1.8
<b>202 &amp; 203</b>	<b>Pembuatan produk kimia lain dan serat buatan manusia</b>	<b>3.4</b>	<b>-7.3</b>	<b>0.4</b>	<b>4.5</b>	<b>3.1</b>	<b>-4.4</b>	<b>-4.5</b>	<b>-1.2</b>	<b>2.1</b>	<b>-6.2</b>
20210	Pembuatan racun perosak dan produk agrokimia lain	18.1	-0.7	-8.0	4.5	11.8	14.0	21.6	-10.2	22.8	-1.0
20221	Pembuatan cat, varnis dan penyadur dan mastik	14.0	-13.7	0.6	8.8	14.0	-4.8	14.8	-11.2	1.2	-5.7
20222	Pembuatan dakwat cetak	-5.3	-7.3	-2.1	2.1	-6.2	-2.2	-7.4	-2.1	1.8	-3.3
20231	Pembuatan sabun dan bahan pencuci, penyediaan membersihkan dan mengilap &	5.5	-14.0	2.0	6.6	10.1	-7.4	-10.7	9.4	-0.4	-14.6
20232	Pembuatan pewangi dan penyediaan dandanan diri										
20291	Pembuatan plat fotografi, filem, sensitized paper dan other sensitized unexposed materials &	-4.0	-0.1	2.3	2.1	-8.0	-7.7	-10.8	-3.7	-0.3	-0.1
20292	Pembuatan dakwat menulis dan melukis &										
20299	Pembuatan produk kimia lain t.t.t.l.										
	Industri lain	5.6	6.1	-1.2	-5.9	4.0	-1.4	5.7	0.7	-0.3	3.2
<b>210</b>	<b>Pembuatan produk farmaseutikal, kimia perubatan dan botani</b>	<b>-4.5</b>	<b>8.7</b>	<b>3.3</b>	<b>4.4</b>	<b>-10.7</b>	<b>4.6</b>	<b>-10.3</b>	<b>-2.3</b>	<b>0.0</b>	<b>12.7</b>
21001	Pembuatan bahan aktif ubat-ubatan untuk digunakan oleh bidang farmakologi dalam pembuatan ubat-ubatan	-6.1	8.9	2.3	7.0	-12.8	3.5	-12.5	-3.5	1.0	12.8
	Industri lain	1.8	8.0	6.9	-5.3	-2.1	8.8	-0.1	2.2	-3.7	12.4
<b>221</b>	<b>Pembuatan produk getah</b>	<b>-6.4</b>	<b>13.3</b>	<b>2.5</b>	<b>-7.9</b>	<b>-6.0</b>	<b>6.3</b>	<b>-4.9</b>	<b>-3.9</b>	<b>0.7</b>	<b>4.6</b>
22111	Pembuatan tayar getah untuk kenderaan	-7.0	19.8	7.0	-4.3	15.4	4.3	-5.6	-12.4	18.5	-0.7
22112	Pembuatan bunga tayar yang boleh ditukar ganti dan tayar celup	1.7	13.9	2.2	0.8	6.8	12.3	3.1	-7.9	23.6	0.4
22191	Pembuatan produk lain daripada getah asli atau sintetik, tidak divulkan, divulkan atau dikeraskan &	4.0	8.0	5.7	-6.0	-0.9	5.1	-3.1	0.8	5.2	2.7
22193	Pengilangan semula getah dan prosesan susu getah										
22192	Pembuatan sarung tangan getah	-12.2	19.0	1.4	-11.7	-13.9	10.5	-6.2	-5.0	-2.8	6.0
22199	Pembuatan produk getah lain yang t.t.t.l.	1.1	-0.4	0.3	-1.0	-1.9	-2.8	-3.7	-1.1	-4.0	5.8
<b>222</b>	<b>Pembuatan produk plastik</b>	<b>-0.7</b>	<b>8.9</b>	<b>0.0</b>	<b>0.3</b>	<b>-1.2</b>	<b>3.2</b>	<b>-2.4</b>	<b>-1.1</b>	<b>6.9</b>	<b>3.7</b>
22201	Pembuatan produk plastik separa siap &	-4.3	10.7	-0.4	4.7	-1.2	-1.3	-4.8	1.3	5.0	5.2
22202	Pembuatan produk plastik siap										
22203	Pembuatan artikel plastik untuk pembungkusan barangan	1.1	17.1	0.2	6.5	9.6	9.0	-3.1	-7.2	23.6	4.0
22204	Pembuatan barangan plastik jurubina	4.9	4.9	-2.6	4.8	9.2	13.0	0.7	-5.5	9.1	1.9
22205	Pembuatan pinggan mangkuk, peralatan dapur dan barangan tandas daripada plastik	2.3	2.3	1.5	-4.7	-0.7	2.1	-1.5	0.8	4.7	-0.5
22209	Pembuatan pelbagai produk plastik t.t.t.l.	1.1	3.9	0.0	-7.4	-10.3	2.8	0.1	0.1	-0.3	3.1
<b>231 (23101 &amp; 23102 &amp; 23109)</b>	<b>Pembuatan kaca dan produk kaca</b>	<b>1.8</b>	<b>2.2</b>	<b>4.5</b>	<b>7.6</b>	<b>-4.7</b>	<b>-0.7</b>	<b>-0.3</b>	<b>-5.6</b>	<b>1.4</b>	<b>-0.1</b>

2023															Group Description/Period	
Mei	Jun	Jul.	Ogo.	Sep.	Okt.	Nov.	Dis.	Jan.	Feb.	Mac	Apr.	Mei	Jun	Jul.		Ogo.
<b>0.9</b>	<b>-1.9</b>	<b>2.5</b>	<b>0.6</b>	<b>0.8</b>	<b>0.6</b>	<b>0.6</b>	<b>3.2</b>	<b>0.3</b>	<b>0.4</b>	<b>-1.0</b>	<b>-0.8</b>	<b>0.7</b>	<b>-2.2</b>	<b>2.4</b>	<b>1.3</b>	<b>Manufacture of products of wood, cork, straw and plaiting materials</b>
1.9	-1.6	4.4	3.2	1.9	-0.6	2.3	1.5	-6.2	2.3	-1.8	-1.4	2.1	-3.0	6.2	1.0	Manufacture of veneer sheets and plywood
-1.6	-1.2	-0.4	-0.7	-1.3	-0.3	0.5	3.4	9.5	-0.8	-2.0	-0.6	-1.3	-7.2	6.1	5.2	Manufacture of particle board and fibreboard
0.3	-3.0	3.8	-3.1	-0.2	3.7	-5.0	11.7	7.3	-1.3	-1.4	2.3	-1.5	1.0	-2.4	-0.2	Manufacture of builders' carpentry
1.3	-1.9	-1.8	-1.1	0.7	1.5	2.7	-2.0	3.2	-1.3	2.8	-3.3	1.4	0.6	-5.1	0.9	Other industry
<b>-0.8</b>	<b>1.4</b>	<b>-1.0</b>	<b>0.8</b>	<b>1.6</b>	<b>0.7</b>	<b>0.4</b>	<b>5.2</b>	<b>-3.4</b>	<b>3.0</b>	<b>-2.0</b>	<b>-3.8</b>	<b>-0.8</b>	<b>0.4</b>	<b>-1.0</b>	<b>1.2</b>	<b>Manufacture of paper and paper products</b>
4.5	5.4	-2.5	-0.4	-1.4	3.9	-1.4	-5.4	-13.5	12.6	-7.2	-8.5	-13.8	0.8	4.3	2.6	Manufacture of pulp, paper and paperboard
0.4	1.3	-0.9	3.5	1.9	-0.5	2.1	1.9	1.8	-1.6	-0.1	-1.1	2.0	-0.1	0.8	0.3	Manufacture of corrugated paper and paperboard and of containers of paper and paperboard
4.5	-0.2	1.1	-1.2	2.4	0.1	-1.9	3.6	-4.1	-1.9	2.4	-1.4	-0.1	-0.6	-3.2	-0.6	Manufacture of envelopes and letter-card
-8.4	0.8	0.3	-2.5	3.3	-0.6	-3.1	15.9	-2.3	15.4	-4.7	-11.4	-0.9	0.3	-9.8	6.3	Manufacture of household and personal hygiene paper
-1.5	1.2	-3.7	-0.6	5.0	3.0	1.3	-0.5	-5.5	-1.2	-2.1	-1.2	0.04	1.7	-0.2	-3.0	Manufacture of gummed or adhesive paper in strips or rolls and labels and wall paper
1.1	-1.9	1.2	-0.1	-1.5	0.2	1.8	20.8	-8.7	-3.0	0.5	1.2	1.0	1.1	0.7	0.8	Other industry
<b>1.9</b>	<b>-0.4</b>	<b>-2.7</b>	<b>0.2</b>	<b>-2.9</b>	<b>3.2</b>	<b>3.8</b>	<b>6.6</b>	<b>0.8</b>	<b>-5.3</b>	<b>2.2</b>	<b>-0.3</b>	<b>3.4</b>	<b>-1.4</b>	<b>-2.4</b>	<b>0.7</b>	<b>Printing, service activities related to printing and reproduction of recorded media</b>
2.1	-0.2	-3.2	-0.1	-2.8	3.4	3.2	7.3	-0.6	-5.0	2.6	0.9	2.7	-1.6	-2.5	0.4	Printing
0.9	-1.7	0.1	1.7	-3.2	1.7	6.6	2.9	8.7	-6.7	-0.1	-6.8	7.5	-0.7	-2.3	2.3	Service activities related to printing
																Reproduction of recorded media
<b>-0.1</b>	<b>7.4</b>	<b>-0.4</b>	<b>0.9</b>	<b>10.2</b>	<b>-0.5</b>	<b>-4.8</b>	<b>16.1</b>	<b>-4.7</b>	<b>-1.5</b>	<b>17.2</b>	<b>-24.6</b>	<b>-0.5</b>	<b>4.5</b>	<b>-2.6</b>	<b>2.1</b>	<b>Manufacture of refined petroleum products</b>
<b>-2.3</b>	<b>5.1</b>	<b>1.4</b>	<b>-1.8</b>	<b>-0.7</b>	<b>0.3</b>	<b>-0.6</b>	<b>5.3</b>	<b>1.0</b>	<b>-1.0</b>	<b>8.0</b>	<b>-7.2</b>	<b>-9.0</b>	<b>4.4</b>	<b>-0.5</b>	<b>-3.2</b>	<b>Manufacture of basic chemicals, fertilizer and nitrogen compounds, plastics and synthetic rubber in primary forms</b>
-3.3	6.6	-0.5	5.1	-3.4	1.3	-5.7	0.1	6.4	20.6	5.9	-17.1	-0.4	1.3	9.8	0.9	Manufacture of liquefied or compressed inorganic industrial or medical gases
-2.6	8.5	2.2	-1.5	-0.2	0.3	-3.0	7.0	2.2	-3.1	5.9	-5.2	-14.6	9.1	-2.8	-4.9	Manufacture of basic organic chemicals
																Manufacture of inorganic compounds
																Manufacture of fertilizers
1.4	-0.1	1.8	-4.4	0.4	-0.3	1.7	9.6	-4.9	-10.0	12.1	-5.8	-0.2	-0.4	-3.6	-3.6	Manufacture of associated nitrogen products
-3.2	0.9	0.1	-3.7	-1.1	0.1	5.5	2.3	-1.9	-0.1	13.7	-8.3	-3.1	-0.8	1.4	-2.4	Manufacture of plastics in primary forms
0.4	0.0	3.5	-2.0	0.2	-0.04	-0.3	4.9	5.8	-7.9	-4.3	1.2	-16.0	1.3	-4.7	3.2	Other industry
<b>-3.3</b>	<b>-0.1</b>	<b>3.2</b>	<b>-1.5</b>	<b>-1.4</b>	<b>0.03</b>	<b>0.8</b>	<b>16.3</b>	<b>-7.8</b>	<b>2.5</b>	<b>-1.5</b>	<b>-2.8</b>	<b>-2.4</b>	<b>0.4</b>	<b>3.1</b>	<b>0.9</b>	<b>Manufacture of other chemical products and man-made fibres</b>
-11.9	-3.9	1.0	-8.2	10.8	-0.6	2.0	-0.5	2.8	0.8	23.6	-2.0	1.2	1.6	-4.7	-12.8	Manufacture of pesticides and other agrochemical products
-9.0	1.9	3.5	-1.7	0.8	2.3	0.4	18.2	-1.4	12.5	-12.6	1.9	-2.9	1.1	0.0	10.1	Manufacture of paints, varnishes and similar coatings ink and mastics
-5.3	-3.3	1.3	1.3	-0.8	1.3	-0.4	3.6	-7.7	-2.5	3.5	-3.7	2.0	-3.5	2.3	-1.0	Manufacture of printing ink
-3.7	1.7	0.8	3.2	-2.2	-1.9	1.6	23.8	-10.1	11.8	-4.5	-5.6	-4.3	1.3	3.2	1.8	Manufacture of soap and detergents, cleaning and polishing preparations
																Manufacture of perfumes and toilet preparations
																Manufacture of photographic plates, films, sensitized paper and other sensitized unexposed materials
2.5	-0.4	6.4	-4.4	-4.6	0.8	0.4	17.6	-11.4	-9.8	-0.5	-2.2	-2.9	-0.04	8.2	2.2	Manufacture of writing and drawing ink
																Manufacture of other chemical products n.e.c.
5.0	-1.5	-1.4	1.6	-4.4	-1.6	-1.8	-2.1	6.1	6.6	-12.3	4.2	3.5	-3.1	4.8	-24.9	Other industry
<b>-4.5</b>	<b>0.7</b>	<b>2.3</b>	<b>3.5</b>	<b>-0.8</b>	<b>2.3</b>	<b>-5.1</b>	<b>15.2</b>	<b>-14.2</b>	<b>-5.5</b>	<b>0.5</b>	<b>9.7</b>	<b>-4.9</b>	<b>0.4</b>	<b>2.8</b>	<b>3.9</b>	<b>Manufacture of pharmaceuticals, medicinal chemical and botanical products</b>
-4.6	0.5	1.5	3.3	-0.3	4.3	-6.6	19.6	-17.0	-6.8	0.9	10.5	-7.2	0.8	0.8	3.8	Manufacture of medicinal active substances to be used for their pharmacological properties in the manufacture of medicaments
-4.1	1.6	5.5	4.0	-2.7	-5.0	1.3	-1.8	-1.0	-0.2	-0.6	7.1	3.7	-1.0	10.0	4.2	Other industry
<b>9.0</b>	<b>9.1</b>	<b>-4.1</b>	<b>-0.4</b>	<b>-4.3</b>	<b>-4.0</b>	<b>0.03</b>	<b>-3.2</b>	<b>-5.6</b>	<b>2.1</b>	<b>1.3</b>	<b>0.6</b>	<b>3.2</b>	<b>5.6</b>	<b>1.6</b>	<b>3.2</b>	<b>Manufacture of rubber products</b>
18.9	0.6	-0.7	4.6	-3.8	-3.5	1.4	-1.9	22.3	-3.8	-7.2	12.8	-1.0	-2.3	6.2	2.6	Manufacture of rubber tyres for vehicles
1.0	2.8	-2.1	3.2	-0.1	1.7	-1.2	-3.2	0.8	0.5	25.2	-5.5	4.2	-0.1	2.0	5.0	Manufacture of interchangeable tyre treads and retreading rubber tyres
0.7	3.0	1.7	1.7	1.8	-8.7	-0.01	3.4	-6.2	1.0	7.7	1.7	-2.0	-1.7	4.3	-0.7	Manufacture of other products of natural or synthetic rubber, unvulcanized, vulcanized or hardened
																Rubber remilling and latex processing
16.4	14.2	-7.1	-3.1	-7.2	-4.0	0.7	-7.9	-12.1	6.5	-3.0	0.3	8.7	11.9	-1.5	6.2	Manufacture of rubber gloves
-6.3	4.1	-1.5	3.2	-2.3	-0.1	-2.3	3.5	-3.9	-3.2	8.2	-6.1	-2.3	2.6	5.1	-1.1	Manufacture of other rubber products n.e.c.
<b>2.8</b>	<b>-2.9</b>	<b>-0.4</b>	<b>2.4</b>	<b>-0.4</b>	<b>-0.7</b>	<b>-1.8</b>	<b>5.2</b>	<b>-2.9</b>	<b>-2.9</b>	<b>2.9</b>	<b>3.7</b>	<b>-0.4</b>	<b>-3.3</b>	<b>-0.6</b>	<b>0.6</b>	<b>Manufacture of plastics products</b>
																Manufacture of semi-manufactures of plastic products
6.6	-8.1	0.7	5.1	-2.2	1.5	-0.03	8.9	-3.9	0.8	-9.9	7.9	-0.5	-5.2	-5.1	4.9	Manufacture of finished plastic products
2.4	-3.0	0.8	2.0	-2.1	6.4	-0.9	4.3	4.5	-7.6	23.7	-1.4	0.7	-4.6	2.3	-12.0	Manufacture of plastic articles for the packing of goods
1.9	-6.4	0.5	0.4	1.2	1.5	-1.5	10.1	0.5	-1.2	9.9	1.3	11.0	-5.7	-1.8	-13.2	Manufacture of builders' plastics ware
-0.7	-0.1	0.4	1.9	0.4	-2.7	-5.7	2.7	-2.0	1.2	2.1	0.4	-0.5	0.7	-3.7	5.1	Manufacture of plastic tableware, kitchenware and toilet articles
0.1	2.5	-2.5	0.2	2.4	-7.4	-3.5	2.1	-8.0	-4.4	1.0	5.3	-2.1	-0.5	2.6	8.3	Manufacture of diverse plastic products n.e.c.
<b>7.0</b>	<b>-3.4</b>	<b>2.4</b>	<b>-0.8</b>	<b>8.3</b>	<b>-0.5</b>	<b>0.5</b>	<b>7.6</b>	<b>-4.1</b>	<b>-7.8</b>	<b>-0.8</b>	<b>0.6</b>	<b>3.6</b>	<b>-1.2</b>	<b>-0.1</b>	<b>-0.3</b>	<b>Manufacture of glass and glass products</b>

Jadual Table **1.6c** : Gaji dan Upah yang Dibayar Sektor Pembuatan Mengikut Kumpulan: Perubahan Peratusan Bulanan/Suku Tahunan  
 : *Salaries and Wages Paid of Manufacturing Sector by Group: Monthly/Quarterly Percentage Change*

Kod Kumpulan Group code	Keterangan Kumpulan/Tempoh	2022				2023		2022			
		Q1	Q2	Q3	Q4	Q1	Q2	Jan.	Feb.	Mac	Apr.
<b>239</b>	<b>Pembuatan pengeluaran galian bukan logam t.t.t.l.</b>	<b>0.1</b>	<b>2.0</b>	<b>-0.4</b>	<b>2.0</b>	<b>-3.4</b>	<b>2.0</b>	<b>-2.2</b>	<b>-2.2</b>	<b>3.6</b>	<b>-0.2</b>
23911	Pembuatan mortar refraktori dan konkrit										
&											
23921	Pembuatan seramik bukan refraktori	-12.9	5.3	1.6	2.3	-7.5	7.1	-12.5	-0.6	7.0	-3.4
23930	Pembuatan produk porselin dan seramik lain	8.9	-1.6	-2.2	-2.0	-10.0	-5.0	-0.3	9.9	-6.4	-5.6
23941	Pembuatan simen hidraulik	-1.6	0.3	-2.5	3.7	3.6	2.3	2.4	-12.1	1.9	1.8
23951	Pembuatan konkrit dan mortar siap bancuh dan bancuhan kering	2.8	2.2	1.0	-1.2	-5.2	-1.3	-3.6	-3.5	8.5	-0.5
23952	Pembuatan konkrit pratuangan, simen atau artikel batu buatan yang digunakan dalam pembinaan;										
&											
23953	Pembuatan komponen struktur pasang siap untuk bangunan atau kejuruteraan awam dari simen, batu atau konkrit buatan	0.0	1.1	0.2	1.2	-1.6	3.5	3.6	-0.8	0.9	-1.0
&											
23959	Pembuatan artikel konkrit, simen dan plaster lain t.t.t.l.										
23990	Pembuatan produk mineral bukan logam lain t.t.t.l.	0.3	-0.3	-0.8	8.3	-1.0	0.1	-10.5	-2.3	1.6	-6.6
	Industri lain	5.1	8.4	-3.7	2.9	-7.8	4.4	-0.7	-2.6	10.1	14.8
<b>241</b>											
<b>( 24101 &amp; 24102 &amp; 24103 &amp; 24104 &amp; 24109 )</b>	<b>Pembuatan besi dan keluli asas</b>	<b>6.7</b>	<b>-4.7</b>	<b>-5.7</b>	<b>6.9</b>	<b>5.7</b>	<b>-5.5</b>	<b>-1.8</b>	<b>-2.3</b>	<b>3.6</b>	<b>-4.0</b>
<b>242</b>											
<b>( 24201 &amp; 24202 &amp; 24209 )</b>	<b>Pembuatan logam asas berharga dan logam bukan ferus lain</b>	<b>-1.6</b>	<b>-7.9</b>	<b>0.1</b>	<b>6.5</b>	<b>9.9</b>	<b>-7.9</b>	<b>-3.3</b>	<b>-1.7</b>	<b>-8.1</b>	<b>-3.3</b>
<b>243</b>	<b>Pengacuan logam</b>	<b>1.0</b>	<b>-5.6</b>	<b>1.4</b>	<b>3.0</b>	<b>-2.3</b>	<b>-3.9</b>	<b>-0.9</b>	<b>0.7</b>	<b>-1.0</b>	<b>-3.6</b>
<b>251 &amp; 252</b>	<b>Pembuatan produk struktur logam, tangki, takungan, penjana wap, senjata dan peluru</b>	<b>-0.3</b>	<b>-2.7</b>	<b>0.2</b>	<b>4.9</b>	<b>1.9</b>	<b>-0.9</b>	<b>1.6</b>	<b>-4.1</b>	<b>-0.8</b>	<b>-0.9</b>
25113	Pembuatan pintu, tingkap dan bingkai, penutup tingkap dan pintu pagar daripada logam	-1.2	-4.2	-1.1	7.6	3.6	-1.0	1.4	-6.4	-1.1	0.2
25119	Pembuatan produk struktur logam lain										
25120	Pembuatan tangki, takungan dan kontena daripada logam	-0.3	-1.4	2.5	1.0	-0.7	-0.3	0.7	-0.8	-1.1	-2.3
	Industri lain	3.4	-0.3	-1.9	6.3	2.0	-2.7	5.1	-3.8	1.6	-1.1
<b>259</b>	<b>Pembuatan lain-lain produk yang direka daripada logam; aktiviti perkhidmatan kerja logam</b>	<b>0.5</b>	<b>-4.4</b>	<b>-0.6</b>	<b>4.8</b>	<b>4.6</b>	<b>-4.2</b>	<b>-2.2</b>	<b>-3.0</b>	<b>-0.2</b>	<b>-4.3</b>
25910	Tempaan, tekanan, hentakan dan bentuk gelekkan logam; serbuk metalurgi	-1.4	-3.1	-3.1	3.4	-2.2	-3.4	-7.6	0.1	-2.2	-1.1
25920	Rawatan dan penyalutan logam; menggunakan mesin	3.3	-1.8	-7.1	4.4	1.9	-3.6	-5.3	1.6	-3.4	-3.1
25991	Pembuatan tin untuk produk makanan dan minuman, tiub dan kotak boleh dilipat	-5.6	-2.3	8.4	14.6	-1.3	-4.8	-8.8	-2.4	2.3	-3.6
25992	Pembuatan kabel, plaited bands (jalur/pita berpintal) dan artikel seumpamanya daripada logam										
&											
25993	Pembuatan bolt, skru, nat dan produk uliran seumpamanya	1.5	-7.9	3.2	5.1	5.2	-1.4	2.0	-2.9	-0.1	-12.1
25994	Pembuatan barangan rumah daripada logam	-0.9	5.5	1.7	-6.3	0.7	-1.3	-0.1	-7.3	7.6	-0.8
25999	Pembuatan produk lain yang direka daripada logam t.t.t.l.	6.5	-1.4	-1.7	1.3	12.3	-8.5	3.0	-2.7	0.7	-1.2
	Industri lain	-13.3	-19.7	-8.9	6.0	15.9	-0.1	-2.9	-23.2	3.8	3.6
<b>261</b>	<b>Pembuatan komponen dan papan elektronik</b>	<b>4.1</b>	<b>-5.0</b>	<b>-3.4</b>	<b>7.1</b>	<b>3.2</b>	<b>-3.4</b>	<b>-5.9</b>	<b>3.9</b>	<b>-6.6</b>	<b>-1.1</b>
26101	Pembuatan diod, transistor dan alatan semikonduktor yang seumpamanya										
&											
26102	Pembuatan litar elektronik bersepadu dengan pemasangan mikro	1.6	-2.7	-4.1	5.4	2.9	-2.7	-7.4	1.9	-4.2	-0.8
26103	Pembuatan kapasitor dan perintang elektrik										
&											
26104	Pembuatan papan litar bercetak	8.6	-10.0	-1.3	11.1	3.6	-5.0	-4.1	8.9	-12.7	-1.8
&											
26105	Pembuatan komponen paparan										
26109	Pembuatan komponen lain untuk aplikasi elektronik	9.9	-1.5	-6.6	2.5	5.3	0.1	7.0	-4.1	9.5	-2.0
<b>262</b>											
<b>( 26201 &amp; 26202 )</b>	<b>Pembuatan komputer dan kelengkapan peranti</b>	<b>-1.6</b>	<b>-0.3</b>	<b>-0.9</b>	<b>7.5</b>	<b>-5.1</b>	<b>-0.3</b>	<b>-7.3</b>	<b>-3.8</b>	<b>4.3</b>	<b>-3.2</b>
<b>263/ 26300</b>	<b>Pembuatan peralatan komunikasi</b>	<b>6.4</b>	<b>1.1</b>	<b>-4.6</b>	<b>13.0</b>	<b>-0.2</b>	<b>-6.3</b>	<b>3.2</b>	<b>-0.7</b>	<b>1.5</b>	<b>12.1</b>
<b>264/ 26400</b>	<b>Pembuatan peralatan elektronik pengguna</b>	<b>5.4</b>	<b>-0.7</b>	<b>4.9</b>	<b>-0.2</b>	<b>-3.9</b>	<b>-5.5</b>	<b>8.2</b>	<b>-5.2</b>	<b>-2.9</b>	<b>2.6</b>
<b>265</b>	<b>Pembuatan kelengkapan mengukur, menguji, memandu arah dan kawalan; jam tangan dan jam</b>	<b>10.9</b>	<b>11.9</b>	<b>8.8</b>	<b>12.2</b>	<b>-11.6</b>	<b>20.0</b>	<b>-6.1</b>	<b>2.3</b>	<b>11.6</b>	<b>-4.7</b>
26511	Pembuatan kelengkapan mengukur, menguji, memandu arah dan kawalan	11.7	13.6	9.1	12.8	-12.6	22.2	-6.4	3.3	13.0	-4.7
26512	Pembuatan kelengkapan kawalan proses perindustrian										
26520	Pembuatan jam tangan dan jam dan bahagiannya	3.1	-6.2	5.6	4.8	2.7	-6.6	-3.0	-7.9	-3.7	-3.7
<b>266/ 26600</b>	<b>Pembuatan peralatan penyinaran, perubatan elektro dan elektroterapeutik</b>	<b>4.9</b>	<b>4.2</b>	<b>-1.4</b>	<b>1.9</b>	<b>2.3</b>	<b>1.3</b>	<b>16.8</b>	<b>-0.5</b>	<b>7.3</b>	<b>-1.8</b>

2023																Group Description/Period
Mei	Jun	Jul.	Ogo.	Sep.	Okt.	Nov.	Dis.	Jan.	Feb.	Mac	Apr.	Mei	Jun	Jul.	Ogo.	
0.8	0.1	-0.5	-1.1	1.5	0.5	0.04	2.6	-2.9	-4.4	2.3	-0.2	3.5	-0.2	-0.4	0.4	<b>Manufacture of non-metallic mineral products</b>
																<i>Manufacture of refractory mortars and concretes</i>
8.6	-3.7	3.6	-3.1	-0.3	1.0	-0.8	9.4	-12.3	-4.1	7.6	-0.7	4.8	2.8	-3.0	1.9	<i>Manufacture of non-refractory ceramic</i>
7.8	1.1	-6.8	1.8	1.0	-0.9	-3.4	-0.4	8.4	-23.6	-0.4	-0.2	8.7	-1.5	1.0	2.2	<i>Manufacture of other porcelain and ceramic products</i>
3.7	-2.1	-0.8	-5.8	7.6	-2.9	0.9	9.4	2.2	-7.0	-0.4	1.4	6.8	-2.5	-1.4	-4.6	<i>Manufacture of hydraulic cement</i>
-3.0	1.4	0.3	1.5	-0.6	1.5	-6.0	3.8	-3.9	-2.2	-0.8	-0.8	0.9	0.7	-0.2	0.2	<i>Manufacture of ready-mix and dry-mix concrete and mortars</i>
																<i>Manufacture of precast concrete, cement or artificial stone articles for use in construction</i>
2.0	1.2	0.6	-3.4	1.4	0.1	5.0	-5.5	3.1	-5.7	4.2	0.3	4.0	-0.6	2.8	-2.0	<i>Manufacture of prefabricated structural components for building or civil engineering of cement, concrete or artificial stone</i>
																<i>Manufacture of other articles of concrete, cement and plaster n.e.c.</i>
10.0	-0.4	-5.1	0.9	3.2	2.3	-2.0	14.1	-9.9	2.3	-0.3	-6.2	10.1	-1.4	-4.9	7.7	<i>Manufacture of other non-metallic mineral products n.e.c.</i>
-15.6	-0.8	0.8	2.3	1.2	0.1	0.05	3.7	-9.7	-2.9	4.7	6.9	-7.2	1.4	-2.4	0.9	<i>Other industry</i>
-2.7	-1.5	-4.9	0.1	2.9	-0.02	0.7	13.1	-0.3	-3.9	0.6	-3.2	-0.3	-3.7	-3.0	0.6	<b>Manufacture of basic iron and steel</b>
3.4	-2.5	-1.0	2.0	1.0	2.0	0.2	8.7	3.5	2.9	-4.5	-5.6	0.9	-2.7	-1.8	-2.9	<b>Manufacture of basic precious and other non-ferrous metals</b>
-1.4	-2.3	3.3	-1.4	3.2	-0.4	0.2	5.0	-0.4	-7.9	0.6	-0.5	-2.3	1.3	-5.9	2.0	<b>Casting of metals</b>
1.4	-2.7	1.8	-2.3	3.9	0.8	2.4	2.1	-0.1	-0.8	1.1	-2.3	2.4	-1.9	1.1	-0.4	<b>Manufacture of structural metal products, tanks, reservoirs, steam generators, weapons and ammunition</b>
																<i>Manufacture of metal doors, windows and their frames, shutters and gates</i>
0.9	-6.2	2.6	-3.5	8.4	-0.5	3.1	4.7	-1.0	-0.4	2.5	-3.6	2.9	-2.2	0.8	-1.1	<i>Manufacture of other structural metal products</i>
																<i>Manufacture of tanks, reservoirs and containers of metal</i>
2.5	0.7	2.0	-1.2	0.2	1.3	0.1	-0.5	0.4	-0.5	-1.3	-0.2	2.3	-1.6	2.4	-0.2	<i>Other industry</i>
0.4	2.3	-2.2	-0.4	-3.1	4.5	6.7	-1.2	2.5	-3.6	2.0	-2.5	0.3	-1.2	-1.1	2.7	<b>Manufacture of other fabricated metal products; metal working service activities</b>
2.1	-1.3	-1.5	1.2	0.9	0.7	1.0	7.0	-0.4	1.3	-2.0	-4.0	2.0	-1.9	-0.5	1.8	<i>Forging, pressing, stamping and roll-forming of metal; powder metallurgy</i>
1.9	-5.3	-1.1	2.5	-1.8	0.1	-0.8	12.8	-7.3	-2.2	-2.3	-0.4	1.1	-4.4	3.1	3.4	<i>Treatment and coating of metals; machining</i>
3.7	2.1	-8.2	-2.4	0.8	-0.6	2.9	10.1	-5.1	2.2	-4.7	-0.7	-0.9	0.3	-0.9	-9.4	<i>Manufacture of tins and cans for food products, collapsible tubes and boxes</i>
-0.4	2.7	-1.1	5.7	11.4	-0.9	7.5	2.3	-3.2	-1.4	-2.9	-4.2	3.3	-1.2	0.2	8.5	<i>Manufacture of metal cable, plaited bands and similar articles</i>
																<i>Manufacture of bolts, screws, nuts and similar threaded products</i>
9.5	-1.1	1.8	-1.1	-0.3	3.5	0.5	5.3	-1.4	4.9	-0.8	-5.6	6.0	-1.6	-0.7	0.01	<i>Manufacture of metal household articles</i>
5.0	1.8	3.5	-4.1	-5.2	-2.7	0.4	2.8	-0.5	-1.0	-0.2	-0.2	-0.7	-0.7	7.4	-0.8	<i>Manufacture of any other fabricated metal products n.e.c.</i>
1.5	-2.3	-2.2	2.4	-0.1	-0.1	-1.6	5.0	11.3	-2.2	-1.3	-7.2	1.3	-1.9	-3.6	3.9	<i>Other industry</i>
-25.1	-0.7	0.2	2.9	-0.9	1.3	0.4	12.0	-5.7	22.0	-1.9	0.02	-7.0	-1.1	-0.3	7.6	<b>Manufacture of electronic components and boards</b>
-0.8	-0.5	-4.4	0.5	3.9	-0.5	-0.7	15.6	-7.8	4.6	-2.7	-2.5	0.05	-1.6	-8.5	1.6	<i>Manufacture of diodes, transistors and similar semiconductor devices</i>
																<i>Manufacture of electronic integrated circuits micro assemblies</i>
																<i>Manufacture of electrical capacitors and resistors</i>
-0.3	-6.1	0.3	0.3	7.5	-0.4	0.4	18.0	-8.6	8.1	-10.3	-2.8	7.1	-6.3	-15.4	3.0	<i>Manufacture of printed circuit boards</i>
																<i>Manufacture of display components</i>
-2.6	-6.8	-1.2	0.1	-0.05	-0.2	-1.0	9.9	-1.4	0.1	2.0	-1.2	-0.7	1.1	-6.3	-13.2	<i>Manufacture of other components for electronic applications</i>
2.3	-0.3	-5.2	1.6	8.5	-1.5	-4.8	19.5	-13.3	3.1	-8.7	4.8	5.3	-9.9	6.3	-0.2	<b>Manufacture of computers and peripheral equipment</b>
-16.1	1.0	-1.2	4.4	-2.4	-0.1	23.6	-5.8	-1.1	-3.1	0.8	-4.5	-4.5	4.9	-16.1	10.6	<b>Manufacture of communication equipment</b>
-1.1	3.8	-3.4	11.6	-3.8	-0.8	0.1	-1.3	-0.4	-7.3	7.1	-9.6	2.5	2.4	-1.1	7.1	<b>Manufacture of consumer electronics</b>
7.7	9.4	-4.2	6.0	1.6	1.5	5.7	10.1	-22.3	4.0	6.5	4.4	9.2	7.4	-3.9	-0.5	<b>Manufacture of measuring, testing, navigating and control equipment; watches and clocks</b>
																<i>Manufacture of measuring, testing, navigating and control equipment</i>
8.0	10.2	-4.6	6.2	1.7	1.6	6.1	10.0	-23.7	4.7	7.1	5.1	9.9	8.0	-4.9	-0.3	<i>Manufacture of industrial process control equipment</i>
4.3	-0.3	2.6	2.8	-0.7	0.3	0.1	11.6	-1.5	-4.6	0.03	-4.0	-0.6	-2.4	14.8	-2.8	<i>Manufacture of watches and clocks and parts</i>
1.4	1.4	-2.0	-0.4	-1.4	-0.6	-1.6	14.3	-7.7	4.8	-3.0	5.6	-4.5	-1.9	-8.6	-3.1	<b>Manufacture of irradiation, electromedical and electrotherapeutic equipment</b>



Jadual Table **1.6c** : Gaji dan Upah yang Dibayar Sektor Pembuatan Mengikut Kumpulan: Perubahan Peratusan Bulanan/Suku Tahunan  
: *Salaries and Wages Paid of Manufacturing Sector by Group: Monthly/Quarterly Percentage Change*

Kod Kumpulan Group code	Keterangan Kumpulan/Tempoh	2022				2023		2022			
		Q1	Q2	Q3	Q4	Q1	Q2	Jan.	Feb.	Mac	Apr.
267 ( 26701 & 26702 ) & 268 (26800)	Pembuatan peralatan optikal, kelengkapan fotografi, media magnetik dan optikal	18.3	8.0	-4.3	-0.8	0.6	-2.3	-5.1	0.2	40.8	-13.8
271	Pembuatan motor elektrik, penjana, transformer dan perkakasan pengagihan dan pengawalan elektrik	-5.1	-12.0	8.4	1.2	1.8	-7.0	-5.5	-4.0	-7.2	-12.2
27101	Pembuatan motor elektrik, penjana dan transformer	-7.6	4.4	4.7	-2.5	-3.9	2.5	-3.0	-8.7	-3.1	3.8
27102	Pembuatan perkakasan pengagihan dan pengawalan elektrik	-3.7	-20.6	11.0	3.6	5.2	-12.3	-6.8	-1.5	-9.3	-20.7
272/ 27200	Pembuatan bateri dan akumulator	1.2	-3.0	6.7	6.1	4.6	-2.4	2.5	1.7	-3.6	-5.4
273	Pembuatan pendawaian dan peranti pendawaian	0.5	0.1	6.9	0.8	-5.4	-3.4	-6.0	-2.0	-1.7	-3.5
27310	Pembuatan kabel gentian optikal	-26.4	0.5	20.4	10.1	-16.0	13.9	-33.6	-1.3	2.2	-9.7
27320	Pembuatan wayar dan kabel elektronik dan elektrik lain	3.1	0.4	6.1	0.5	-4.3	-4.9	-3.5	-2.3	-2.0	-2.8
27330	Pembuatan alatan pendawaian pembawa dan bukan pembawa arus untuk litar elektrik (tanpa mengira jenis bahan)	6.2	-8.3	0.9	-10.7	-11.2	-1.4	7.0	2.6	-2.8	-8.3
274/ 27400	Pembuatan kelengkapan pencahayaan elektrik	1.0	-10.4	16.0	3.2	-8.0	-11.2	8.1	-10.0	-15.1	-5.1
275/ 27500	Pembuatan perkakasan domestik	6.3	-4.3	-11.3	-15.5	5.8	4.2	3.7	-1.5	-1.9	-19.1
279/ 27900	Pembuatan kelengkapan elektrik lain	6.6	1.8	9.6	15.9	0.7	-10.9	-7.2	-0.7	2.8	-1.5
281 & 282	Pembuatan jentera kegunaan umum dan kegunaan khas	1.0	-4.7	1.2	6.1	-0.1	-6.0	-2.3	-0.9	-7.6	1.6
28120	Pembuatan alat-alat kuasa bendalir &	-7.5	-0.7	4.5	8.9	-10.1	4.4	-19.1	-5.4	1.3	0.8
28130	Pembuatan pam, pemampat, kepala paip dan injap lain										
28180	Pembuatan alatan tangan yang menggunakan kuasa dilengkapkan dengan motor elektrik atau bukan motor elektrik atau pneumatik	-8.4	-3.6	3.8	5.8	-8.5	-0.5	-13.5	5.8	-13.3	3.2
28220	Pembuatan jentera pembentukan logam dan alatan mesin										
28192	Pembuatan mesin penyaman udara, termasuk untuk kenderaan bermotor	4.4	-4.6	9.7	7.2	-8.4	-18.4	0.8	5.1	4.7	-10.1
28290	Pembuatan lain-lain mesin bertujuan khas t.t.t.l. Industri lain	3.5	-13.5	-8.6	10.9	8.9	-5.2	-3.9	1.3	-20.0	8.5
		5.7	-3.3	-1.0	4.2	7.2	-5.7	7.2	-5.9	-6.7	3.8
291 ( 29101 & 29102 )	Pembuatan kenderaan bermotor	-0.6	1.7	-3.3	5.1	-8.5	1.3	-8.0	2.4	-7.5	6.2
292/ 29200	Pembuatan kerangka ( <i>coachwork</i> ) untuk kenderaan bermotor; pembuatan treler dan semi treler	2.4	12.5	2.6	3.4	5.1	-4.5	-6.0	4.0	14.0	1.5
293/ 29300	Pembuatan alat ganti dan aksesori untuk kenderaan bermotor	-2.6	0.5	-4.0	5.3	-1.2	7.0	-8.1	2.3	-2.9	4.0
301 ( 30110 & 30120 )	Pembinaan kapal dan bot	10.3	-5.6	-4.1	1.7	11.6	-1.3	-0.7	1.3	20.8	-13.2
302, 303, 304 & 309	Pembuatan lokomotif keretapi, <i>rolling stock</i> , kapal angkasa dan udara, jentera berkaitan, kenderaan tempur ketenteraan, dan kelengkapan pengangkutan t.t.t.l.	5.5	1.7	-2.1	-0.3	3.1	-0.8	3.5	3.6	2.9	-1.2
30910	Pembuatan motosikal	7.1	3.6	-3.6	-4.3	4.1	1.1	3.0	3.4	7.6	-1.7
30920	Pembuatan basikal dan <i>invalid carriages</i> Industri lain	0.2	-2.1	1.5	6.5	-2.3	-5.2	9.2	1.8	-4.7	-1.4
		4.7	-1.1	-0.4	6.3	3.8	-2.7	1.7	5.2	-4.5	0.4
310	Pembuatan perabot	2.2	-4.4	-1.0	4.0	5.5	-4.0	2.1	-1.9	-0.5	-2.8
31001	Pembuatan perabot kayu dan rotan Industri lain	3.2	-4.6	0.7	4.5	6.5	-2.8	2.5	-1.9	-0.3	-3.3
		-1.2	-3.8	-7.3	2.1	1.3	-9.0	0.6	-1.6	-1.5	-0.8
321 ( 32110 & 32120 )	Pembuatan barang kemas, <i>bijouterie</i> dan artikel berkaitan	1.4	-7.5	-1.0	11.4	-2.8	-9.8	-8.6	-4.8	-5.3	-1.6
322, 325 & 329	Pembuatan instrumen muzik, peralatan dan bekalan perubatan dan pergigian dan pembuatan lain t.t.t.l.	0.9	-2.8	1.9	-0.4	-2.1	0.4	-1.6	-0.8	-1.4	-2.2
32901	Pembuatan alat tulis Industri lain	1.4	-1.1	-1.7	-4.3	0.4	-2.9	0.1	0.4	-1.7	1.3
		0.8	-3.2	3.0	0.6	-2.8	1.3	-2.0	-1.2	-1.4	-3.1
323/ 32300	Pembuatan barangan sukan	-0.1	-4.2	-0.3	8.5	1.5	-7.2	0.4	-3.3	0.4	-4.5
324/ 32400	Pembuatan permainan dan mainan	-12.6	0.3	16.2	2.6	-1.8	4.0	-22.7	2.6	-4.2	-0.7
331 & 332	Pembaikan pemasangan produk logam, jentera, kelengkapan dan pemasangan jentera perindustrian dan kelengkapan	1.0	-0.9	-5.8	9.8	4.8	-0.9	0.2	-1.1	2.3	2.3
33150	Pembaikan dan penyelenggaraan kelengkapan pengangkutan kecuali motosikal dan basikal Industri lain	3.1	-1.6	-7.3	20.0	6.2	-5.0	0.3	2.5	3.2	1.8
		0.5	-0.7	-5.4	7.3	4.4	0.2	0.1	-1.9	2.0	2.5
<b>Jumlah Pembuatan</b>		<b>1.4</b>	<b>-0.8</b>	<b>0.2</b>	<b>4.1</b>	<b>0.8</b>	<b>-1.4</b>	<b>-3.2</b>	<b>-0.8</b>	<b>0.5</b>	<b>-1.6</b>

2023																Group Description/Period
Mei	Jun	Jul.	Ogo.	Sep.	Okt.	Nov.	Dis.	Jan.	Feb.	Mac	Apr.	Mei	Jun	Jul.	Ogo.	
-1.2	5.8	-3.7	-4.7	-2.4	-1.8	-0.7	14.6	-9.7	-2.3	11.3	-8.1	-2.9	5.6	-4.5	2.1	<b>Manufacture of optical instruments, photographic equipment, magnetic and optical media</b>
9.0	2.8	2.3	2.5	-1.3	-2.2	-0.6	11.9	-1.7	-6.5	2.4	-9.3	4.8	0.3	2.5	-1.2	<b>Manufacture of electric motors, generators, transformers and electricity distribution and control apparatus</b>
7.6	2.7	0.1	1.6	-1.9	0.2	-4.3	2.8	4.8	-12.2	-1.7	3.5	5.1	3.9	-2.4	5.0	Manufacture of electric motors, generators and transformers
10.0	2.8	3.8	3.2	-1.0	-3.8	1.9	17.6	-5.3	-3.0	4.6	-16.0	4.6	-2.0	5.8	-5.0	Manufacture of electricity distribution and control apparatus
7.8	-1.9	1.5	6.2	-0.7	1.4	2.3	4.7	-2.7	6.9	-3.1	-6.0	10.2	-8.5	8.0	1.6	<b>Manufacture of batteries and accumulators</b>
7.4	2.0	1.0	3.1	0.1	2.1	-6.0	5.5	-4.8	-0.7	-5.1	-6.1	6.6	6.7	-4.8	1.7	<b>Manufacture of wiring and wiring devices</b>
15.5	-0.4	10.1	3.0	7.8	-0.1	-0.7	13.1	-22.4	1.2	-2.3	3.3	17.1	0.5	-1.6	-0.5	Manufacture of fibre optic cables
7.1	2.1	0.4	3.1	-0.4	2.4	-6.6	5.9	-3.5	-0.8	-5.4	-6.7	5.3	7.5	-5.1	1.8	Manufacture of other electronic and electric wires and cables
-0.4	3.9	-1.8	2.1	-3.2	0.2	-2.3	-24.4	10.0	-0.2	-2.5	-10.1	17.6	-0.3	-4.1	6.4	Manufacture of current -carrying and non current-carrying wiring devices for electrical circuits regardless of material
6.8	14.6	0.04	6.4	-1.1	-2.3	2.2	8.1	-6.3	-3.6	-15.5	-5.3	6.5	6.3	9.8	7.2	<b>Manufacture of electric lighting equipment</b>
31.0	-0.5	-9.1	-8.3	-14.0	-3.0	-1.8	2.5	1.9	4.8	-1.4	-20.1	44.6	-0.3	-1.8	1.7	<b>Manufacture of domestic appliances</b>
1.1	2.8	0.5	0.3	19.4	-3.7	1.2	19.2	-6.3	-3.9	-5.4	-10.7	3.8	7.1	-5.0	2.1	<b>Manufacture of other electrical equipment</b>
0.0	-2.2	0.6	2.7	1.0	1.5	-1.5	12.2	-4.4	-2.1	-3.6	-2.1	-0.7	-0.9	-0.7	2.6	<b>Manufacture of general-purpose and special-purpose machinery</b>
-0.3	-1.2	3.1	2.9	0.9	1.8	-3.4	23.7	-20.3	-1.5	1.5	2.2	2.5	-0.1	0.1	2.6	Manufacture of fluid power equipment
1.8	-0.9	0.3	4.2	1.7	4.1	-3.5	4.7	-8.9	-4.3	4.3	-3.7	2.3	1.2	-1.5	2.3	Manufacture of other pumps, compressors, taps and valves
1.8	-0.1	5.3	7.2	-3.5	-0.7	3.2	17.1	-19.8	5.0	-3.6	-16.8	-1.0	-1.6	-0.4	-1.9	Manufacture of power-driven hand tools with self-contained electric or non-electric motor or pneumatic drives
-10.2	-1.7	-4.1	-0.5	1.0	3.2	0.2	20.2	-0.5	0.9	-10.2	2.4	-1.2	0.3	-1.3	-17.4	Manufacture of metal-forming machinery and machine tools
1.6	-4.0	-0.2	0.8	2.6	0.5	-2.4	9.7	6.9	-4.6	-5.8	2.1	-2.4	-2.2	-0.4	9.6	Manufacture of air-conditioning machines, including for motor vehicles
0.4	-0.3	-4.5	4.5	-4.7	1.9	-1.2	17.4	-15.3	0.6	-7.9	5.2	2.0	0.9	-1.2	3.5	<b>Manufacture of motor vehicles</b>
0.3	1.2	0.1	-1.5	8.2	-3.5	0.2	6.2	4.6	-0.8	-8.7	0.6	2.6	-1.6	1.7	11.1	<b>Manufacture of bodies (coachwork) for motor vehicles; manufacture of trailers and semi-trailers</b>
-3.8	1.0	-4.7	0.9	2.2	0.4	0.5	8.0	-8.6	3.1	1.6	3.8	1.7	-0.2	-4.7	-1.9	<b>Manufacture of parts and accessories for motor vehicles</b>
-5.4	-1.9	-1.4	-0.04	1.4	0.2	0.1	1.6	2.6	1.7	19.2	-14.9	4.6	-0.5	-2.0	2.0	<b>Building of ships and boats</b>
1.6	-3.5	-0.6	-1.4	3.7	-0.3	-3.6	1.6	1.5	2.1	0.9	-0.9	0.5	-4.6	0.01	-3.8	<b>Manufacture of railway locomotives, rolling stock, air and spacecraft, related machinery, military fighting vehicles and transport equipment n.e.c</b>
1.7	-5.2	-1.1	-0.3	2.2	-0.2	-8.9	1.8	3.3	3.7	0.9	1.1	-0.4	-4.7	-1.8	2.1	Manufacture of motorcycles
4.0	-2.0	0.5	0.2	2.8	-1.5	8.9	0.5	-6.4	0.7	2.1	-4.4	-1.7	-3.9	-1.2	-25.2	Manufacture of bicycles and invalid carriages
-0.2	0.4	0.2	-5.0	8.3	0.1	2.8	1.9	1.8	-0.6	0.3	-3.7	3.9	-4.5	5.2	-6.4	Other industry
0.5	-3.2	-1.0	0.5	4.9	-0.5	-0.1	3.7	5.6	-3.3	-0.7	-3.0	2.8	-3.8	0.7	0.7	<b>Manufacture of furniture</b>
0.8	-3.1	0.1	0.8	5.8	-0.7	-0.2	3.8	7.0	-3.8	-0.7	-3.7	6.1	-3.9	-0.5	0.8	Manufacture of wooden and cane furniture
-0.5	-3.5	-5.0	-0.6	1.5	0.1	0.1	3.3	-0.1	-0.9	-0.5	-0.4	-10.6	-3.3	6.4	0.4	Other industry
-1.1	-0.2	-0.6	0.6	-0.9	0.6	2.6	27.7	-15.4	-5.0	2.9	-2.0	-7.9	-9.0	11.0	-0.8	<b>Manufacture of jewellery, bijouterie and related articles</b>
0.1	1.8	-0.7	2.2	0.1	-2.2	-0.6	4.2	-2.8	-1.2	-3.2	-0.9	7.3	-2.4	-0.2	2.9	<b>Manufacture of musical instruments, medical and dental instruments and supplies and other manufacturing n.e.c.</b>
-2.9	1.7	0.1	0.6	-7.0	0.7	-2.1	3.2	-3.8	5.6	-2.4	-6.0	5.5	-1.4	4.1	7.6	Manufacture of stationery
0.9	1.8	-1.0	2.7	2.0	-2.9	-0.2	4.4	-2.5	-2.9	-3.4	0.5	7.8	-2.7	-1.3	1.6	Other industry
1.9	-0.5	-1.2	2.7	-3.4	10.4	0.8	-2.4	-0.9	5.5	0.2	-8.8	4.6	-9.0	6.3	-15.9	<b>Manufacture of sports goods</b>
1.6	6.0	5.8	5.0	4.9	-8.1	2.3	14.6	-12.4	-0.4	6.6	-7.1	8.8	4.3	-9.0	6.1	<b>Manufacture of games and toys</b>
-4.8	-3.3	-1.6	-0.8	0.4	5.5	4.0	4.0	0.3	0.9	-0.3	1.8	-2.4	-3.7	-1.5	-0.3	<b>Repair of fabricated metal products, machinery and equipment and installation of industrial machinery and equipment</b>
-7.9	-2.8	-5.8	3.3	2.8	2.7	17.6	4.7	-4.5	6.0	-4.1	-1.2	-3.2	-2.6	-8.0	1.5	Repair and maintenance of transport equipment except motorcycles and bicycles
-4.0	-3.4	-0.6	-1.8	-0.2	6.3	0.6	3.8	1.7	-0.6	0.9	2.6	-2.1	-4.0	0.3	-0.8	Other industry
0.9	0.4	-1.4	0.8	1.5	-0.05	0.1	8.5	-4.4	-0.2	0.1	-1.9	1.0	-0.6	-1.5	0.9	<b>Total Manufacturing</b>

**Jadual 2 : Pengeluaran Produk Utama dalam Industri Pembuatan yang Terpilih**  
**Table 2 : Production of Major Products in Selected Manufacturing Industries**

Keterangan Produk Product Description	Unit Kuantiti Quantity Unit	2020	2021	2022	2022					
					Jan.	Feb.	Mac	Apr.	Mei	Jun
<b>Ikan tin</b> <i>Canned fish</i>	<b>Tan</b> <i>Tonne</i>	6,970	6,224	5,751	575	573	681	522	467	474
<b>Ikan segar sejuk beku</b> <i>Frozen fish</i>	<b>Tan</b> <i>Tonne</i>	16,658	15,032	15,551	1,054	1,110	990	1,097	1,083	1,259
<b>Bebola ikan</b> <i>Fish ball</i>	<b>Tan</b> <i>Tonne</i>	6,190	6,716	7,609	530	438	485	613	725	740
<b>Sotong sejuk beku</b> <i>Frozen cuttle fish/squid</i>	<b>Tan</b> <i>Tonne</i>	6,679	6,047	6,613	399	392	494	558	669	707
<b>Udang geragau/udang sejuk beku</b> <i>Frozen shrimps/prawns</i>	<b>Tan</b> <i>Tonne</i>	19,460	16,140	15,676	1,473	1,386	1,589	1,530	1,505	1,527
<b>Jem (semua jenis)</b> <i>Jams (all types)</i>	<b>Tan</b> <i>Tonne</i>	7,376	8,082	10,381	709	881	870	732	851	949
<b>Minyak kelapa mentah</b> <i>Coconut (copra) oil and its fraction crude oil</i>	<b>Tan</b> <i>Tonne</i>	15,593	16,721	19,293	1,455	1,676	1,795	1,434	1,307	1,824
<b>Minyak kelapa, ditapis</b> <i>Coconut oil, refined</i>	<b>Tan</b> <i>Tonne</i>	49,268	61,883	77,053	6,412	5,085	5,345	6,100	6,544	7,041
<b>Lemak doh/shortening</b> <i>Dough fats/shortening</i>	<b>Tan</b> <i>Tonne</i>	191,050	184,620	168,717	19,552	14,868	12,837	13,699	12,115	13,002
<b>Marjerin</b> <i>Margerine</i>	<b>Tan</b> <i>Tonne</i>	58,569	61,332	64,079	6,406	5,087	4,561	5,021	4,437	5,019
<b>Minyak masak campuran</b> <i>Blended/deodorised cooking oil</i>	<b>Tan</b> <i>Tonne</i>	423,403	406,788	449,191	29,780	37,100	42,595	44,277	39,192	38,303
<b>Susu pekat manis</b> <i>Sweetened condensed milk</i>	<b>Tan</b> <i>Tonne</i>	321,036	405,676	431,843	36,651	27,016	30,233	33,676	34,861	39,356
<b>Minuman susu</b> <i>Milk drinks</i>	<b>Liter ('000)</b> <i>Litres ('000)</i>	93,369	83,078	90,600	6,577	5,534	5,931	6,723	7,020	8,066
<b>Beras</b> <i>Whole rice</i>	<b>Tan</b> <i>Tonne</i>	679,152	710,685	756,333	62,719	86,662	76,096	75,775	56,749	57,487
<b>Beras hancur</b> <i>Broken rice</i>	<b>Tan</b> <i>Tonne</i>	65,748	73,238	83,440	6,633	8,311	7,767	7,806	7,968	6,666
<b>Tepung gandum</b> <i>Wheat flour</i>	<b>Tan</b> <i>Tonne</i>	862,885	993,335	1,003,321	76,997	75,107	76,894	69,242	84,344	85,019
<b>Roti dan kek</b> <i>Bread and cakes</i>	<b>Tan</b> <i>Tonne</i>	411,561	479,951	483,325	40,182	42,619	41,659	41,458	37,177	39,705
<b>Mee dan bihun</b> <i>Mee and bihun</i>	<b>Tan</b> <i>Tonne</i>	234,890	249,484	271,986	25,191	23,356	21,334	21,324	19,106	21,188
<b>Sos dan bahan perasa</b> <i>Sos and flavoring ingredients</i>	<b>Tan</b> <i>Tonne</i>	98,393	80,711	81,282	7,293	6,440	5,603	5,704	5,225	7,011
<b>Kelapa kering</b> <i>Desiccated coconuts</i>	<b>Tan</b> <i>Tonne</i>	3,208	4,259	4,968	340	346	405	405	391	449
<b>Makanan ayam itik campuran</b> <i>Mixed poultry feed</i>	<b>Tan</b> <i>Tonne</i>	2,043,813	1,958,720	2,076,296	189,039	165,455	165,558	161,454	147,477	142,203
<b>Hidangan ikan</b> <i>Fish meals</i>	<b>Tan</b> <i>Tonne</i>	82,677	119,236	131,999	11,589	11,545	12,402	12,470	8,885	11,723
<b>Biskut</b> <i>Biscuits</i>	<b>Tan</b> <i>Tonne</i>	173,019	165,062	148,395	12,985	12,194	12,729	12,019	11,223	12,014
<b>Gula bertapis</b> <i>Refined sugar</i>	<b>Tan</b> <i>Tonne</i>	1,440,768	1,571,056	1,725,619	133,586	126,077	153,348	169,602	148,073	148,564
<b>Minuman manis berkarbonat</b> <i>Sweet beverages (carbonated)</i>	<b>Liter ('000)</b> <i>Litres ('000)</i>	207,249	219,416	255,335	20,938	20,421	20,969	25,977	23,604	21,885

2023													
Jul.	Ogo.	Sept.	Okt.	Nov.	Dis.	Jan.	Feb.	Mac	Apr.	Mei	Jun	Jul.	Ogo.
402	466	454	381	366	390	488	500	572	495	498	497	454	473
1,425	1,431	1,442	1,674	1,448	1,538	1,226	1,337	1,392	1,395	1,465	1,601	1,850	1,803
783	783	779	665	547	520	535	439	546	659	751	750	732	728
602	604	589	606	476	517	512	532	606	568	622	723	605	604
927	1,097	1,033	1,110	1,272	1,227	1,454	1,501	1,605	1,543	1,468	1,433	1,211	1,381
913	927	910	924	936	779	845	1,051	1,125	758	994	1,129	1,058	1,040
1,561	1,626	1,700	2,065	1,448	1,402	1,764	1,851	1,874	1,694	1,534	1,347	1,452	1,386
5,461	7,061	7,137	7,993	5,711	7,162	6,742	4,833	4,578	5,927	6,469	6,385	7,328	6,950
14,810	12,379	13,047	13,647	14,521	14,239	13,952	14,046	11,907	12,140	11,815	12,823	12,757	13,017
5,446	5,510	5,408	5,965	5,274	5,944	6,420	6,340	5,231	5,455	5,076	6,226	6,424	6,707
38,751	38,748	36,061	36,586	34,407	33,391	31,903	39,165	50,943	41,344	40,776	36,215	33,837	33,729
40,104	43,081	41,714	36,625	34,314	34,211	34,290	32,032	33,185	32,398	37,643	44,054	51,633	44,616
8,626	9,805	9,598	8,820	7,024	6,876	7,392	7,815	7,351	7,559	8,696	10,086	12,117	11,923
53,520	62,190	71,021	58,274	55,550	40,290	52,499	75,233	73,227	56,227	58,584	50,174	51,666	50,109
7,139	7,752	6,592	5,715	5,423	5,667	7,044	9,205	10,056	8,589	10,643	8,663	9,412	8,246
83,318	88,827	89,810	88,642	95,606	89,514	85,194	80,665	77,355	69,774	78,311	77,293	80,987	89,958
40,132	40,138	40,592	39,202	39,753	40,707	46,706	57,507	50,801	46,250	49,754	53,949	60,276	58,832
21,416	23,208	22,445	22,881	25,408	25,129	25,519	27,765	24,975	22,304	20,393	18,568	19,258	18,613
6,815	7,366	6,968	8,164	7,174	7,518	8,963	8,892	7,094	7,257	5,803	7,115	7,630	8,228
392	455	479	493	428	384	356	402	456	490	466	434	360	329
162,822	165,664	162,459	165,806	211,141	237,218	204,045	172,901	185,917	199,776	187,501	171,765	198,292	209,858
11,102	11,823	11,188	9,353	10,448	9,470	10,446	10,098	11,790	13,526	10,074	7,413	7,502	8,099
10,375	11,908	11,361	12,906	14,700	13,981	11,277	12,190	12,653	10,471	10,765	9,412	8,173	8,475
149,233	137,662	121,436	133,701	159,505	144,831	145,457	154,114	169,973	179,867	167,322	164,979	171,212	156,720
20,247	21,243	21,753	17,594	18,229	22,476	23,795	25,078	26,245	28,616	29,377	30,923	31,143	31,421

**Jadual 2 : Pengeluaran Produk Utama dalam Industri Pembuatan yang Terpilih**  
**Table 2 : Production of Major Products in Selected Manufacturing Industries**

Keterangan Produk Product Description	Unit Kuantiti Quantity Unit	2020	2021	2022	2022					
					Jan.	Feb.	Mac	Apr.	Mei	Jun
<b>Minuman manis tidak berkarbonat</b> <i>Sweet beverages (non-carbonated)</i>	<b>Liter ('000)</b> <i>Litres ('000)</i>	2,799,877	2,218,416	2,077,269	209,942	211,612	209,735	233,035	159,811	145,816
<b>Air mineral dan minuman</b> <i>Mineral and drinking water</i>	<b>Liter ('000)</b> <i>Litres ('000)</i>	618,790	612,345	643,820	40,162	55,073	54,827	58,588	56,314	53,386
<b>Kain kapas</b> <i>Cotton cloth</i>	<b>Meter ('000)</b> <i>Metres ('000)</i>	84,100	72,734	61,170	4,599	5,307	4,513	5,303	5,078	6,033
<b>Seluar lelaki</b> <i>Pants, males</i>	<b>Bilangan ('000)</b> <i>Number ('000)</i>	8,304	6,035	3,842	452	452	485	507	290	115
<b>Kemeja lelaki</b> <i>Shirts, males</i>	<b>Bilangan ('000)</b> <i>Number ('000)</i>	13,937	13,569	14,032	1,271	1,057	935	990	1,057	1,065
<b>Blaus</b> <i>Blouses</i>	<b>Bilangan ('000)</b> <i>Number ('000)</i>	6,663	4,709	4,341	382	383	398	419	365	382
<b>Pakaian perempuan</b> <i>Dresses</i>	<b>Bilangan ('000)</b> <i>Number ('000)</i>	3,704	3,150	2,353	226	222	245	274	224	138
<b>Kasut getah (semua jenis)</b> <i>Rubber footwear (all types)</i>	<b>Pasang ('000)</b> <i>Pairs ('000)</i>	2,185	2,045	2,062	161	168	168	174	114	110
<b>Kiln kayu kering</b> <i>Kiln dried timber</i>	<b>Tan</b> <i>Tonne</i>	130,342	127,086	151,050	8,264	7,973	10,740	11,878	12,519	12,441
<b>Kayu gergaji</b> <i>Rubberwood (sawn)</i>	<b>Tan</b> <i>Tonne</i>	145,231	139,692	165,191	9,789	10,735	8,248	10,615	12,609	12,647
<b>Kepingan venir</b> <i>Veneer sheets</i>	<b>Meter Padu</b> <i>Cubic metre</i>	581,444	394,056	338,186	28,703	28,863	37,663	38,763	22,360	30,601
<b>Papan gentian berkepadatan sederhana</b> <i>Medium density fibreboard</i>	<b>Meter Padu</b> <i>Cubic metre</i>	3,101,939	2,117,223	2,143,469	233,191	185,859	124,650	145,441	102,626	92,142
<b>Papan lapis</b> <i>Plywood</i>	<b>Meter Padu</b> <i>Cubic metre</i>	2,767,847	3,438,335	3,956,588	307,464	347,707	452,726	423,959	409,518	319,644
<b>Ukiran kayu</b> <i>Timber moulding</i>	<b>Meter Padu</b> <i>Cubic metre</i>	70,500	54,406	45,564	4,075	4,083	4,706	5,347	5,381	2,780
<b>Kayu balak siap</b> <i>Dressed timber</i>	<b>Meter Padu</b> <i>Cubic metre</i>	6,761	7,984	7,617	890	852	812	905	740	508
<b>Rak dan beg kertas</b> <i>Sacks and bags of paper</i>	<b>Bilangan ('000)</b> <i>Number ('000)</i>	305,075	355,061	372,939	30,350	28,594	28,900	27,735	26,025	30,234
<b>Kertas tisu</b> <i>Tissue paper</i>	<b>Tan</b> <i>Tonne</i>	101,978	96,290	95,013	9,051	7,899	6,553	7,904	6,961	6,559
<b>Kertas napkin</b> <i>Napkin paper</i>	<b>Tan</b> <i>Tonne</i>	9,556	5,355	3,831	545	569	460	492	432	212
<b>Kertas tandas</b> <i>Toilet paper</i>	<b>Tan</b> <i>Tonne</i>	102,267	75,508	67,708	7,525	7,051	5,714	6,563	5,714	5,514
<b>Minyak tanah</b> <i>Kerosene</i>	<b>Tan</b> <i>Tonne</i>	3,554,047	4,168,054	3,157,887	339,125	225,119	262,606	246,327	246,868	280,765
<b>Gas petroleum cecair</b> <i>Liquefied petroleum gas</i>	<b>Tan</b> <i>Tonne</i>	2,525,357	2,692,737	2,677,740	214,892	223,610	234,612	230,996	237,318	237,069
<b>Minyak bahan api</b> <i>Fuel oil</i>	<b>Tan</b> <i>Tonne</i>	2,064,280	2,118,830	1,990,382	168,656	172,040	175,192	168,554	126,759	150,480
<b>Minyak diesel/gas</b> <i>Diesel/ gas oil</i>	<b>Tan</b> <i>Tonne</i>	10,921,709	12,881,426	15,412,400	1,057,053	1,149,385	1,194,170	728,887	886,360	1,189,158
<b>Gasolin (spirit motor)</b> <i>Gasoline (motor spirit)</i>	<b>Tan</b> <i>Tonne</i>	4,980,906	6,433,373	6,466,006	422,866	491,936	530,775	587,688	644,917	594,875
<b>Minyak pelincir campuran</b> <i>Blended lubricating oil</i>	<b>Tan</b> <i>Tonne</i>	92,387	106,578	144,668	7,857	7,278	8,201	8,315	9,825	10,560

2023													
Jul.	Ogo.	Sept.	Okt.	Nov.	Dis.	Jan.	Feb.	Mac	Apr.	Mei	Jun	Jul.	Ogo.
143,478	152,103	154,519	150,298	157,557	149,364	178,192	188,186	192,169	192,361	172,234	146,375	150,214	154,858
50,664	58,975	67,078	57,708	49,012	42,033	37,284	52,130	44,817	47,685	60,080	60,220	67,817	69,401
4,821	4,852	4,791	5,180	5,900	4,792	3,373	3,278	3,028	3,418	3,430	3,275	2,949	3,245
152	264	254	256	332	282	328	342	357	360	283	125	101	101
1,255	1,176	1,137	1,305	1,451	1,333	1,405	1,247	1,090	1,181	1,305	1,367	1,425	1,294
487	438	399	198	239	252	295	310	311	338	311	305	292	255
137	194	180	167	182	164	171	182	204	229	196	203	202	204
152	162	191	251	224	187	164	169	175	208	142	133	124	114
18,426	16,457	16,140	13,638	10,774	11,799	11,006	11,062	12,827	12,994	10,548	11,362	14,403	12,517
17,704	17,496	15,953	18,095	17,447	13,853	10,639	12,211	9,268	10,352	9,678	9,024	9,828	9,252
30,926	26,395	25,394	25,071	20,908	22,539	23,817	27,994	32,305	32,578	28,378	24,596	20,735	21,600
133,698	202,824	202,273	235,782	245,561	239,422	201,203	235,274	200,086	184,479	118,195	119,393	175,173	273,432
367,368	282,464	271,696	286,869	253,220	233,953	233,036	317,336	358,212	315,158	393,850	397,296	380,932	386,102
2,545	3,147	3,297	3,591	3,548	3,064	3,328	3,286	3,973	4,575	4,493	3,220	3,087	3,923
444	439	409	498	474	646	852	709	680	784	623	389	310	319
34,913	32,527	34,776	34,184	32,270	32,431	33,310	32,482	30,427	27,986	26,999	25,885	24,416	26,382
8,611	10,054	9,080	7,864	7,392	7,087	6,917	6,858	7,042	7,570	7,328	7,444	7,421	7,380
211	235	184	181	191	121	171	199	260	258	264	229	193	155
6,812	5,263	4,712	4,413	4,413	4,013	4,000	4,495	4,895	4,494	4,308	4,055	4,302	3,236
242,871	241,308	260,885	273,060	270,123	268,829	274,589	207,240	316,930	305,623	314,510	388,860	192,840	225,382
215,751	217,239	220,819	228,647	205,767	211,020	228,283	226,457	215,490	232,599	258,426	236,276	188,737	209,913
172,323	171,151	156,585	175,719	172,016	180,907	183,132	110,218	144,543	132,926	150,716	193,969	153,195	209,673
1,237,929	1,633,407	1,582,662	1,658,524	1,585,058	1,509,806	1,424,840	1,543,133	1,772,586	811,203	1,065,404	1,193,439	1,107,947	1,415,154
580,093	662,354	591,414	622,471	374,967	361,650	335,806	396,975	426,631	404,507	527,974	394,997	378,221	444,439
13,272	17,011	17,465	15,912	14,859	14,114	12,511	11,557	12,410	12,168	14,624	14,518	14,212	18,958

**Jadual 2 : Pengeluaran Produk Utama dalam Industri Pembuatan yang Terpilih**  
**Table 2 : Production of Major Products in Selected Manufacturing Industries**

Keterangan Produk Product Description	Unit Kuantiti Quantity Unit	2020	2021	2022	2022					
					Jan.	Feb.	Mac	Apr.	Mei	Jun
<b>Nafta</b> <i>Naptha</i>	<b>Tan</b> <i>Tonne</i>	3,754,323	3,901,388	3,258,599	283,494	290,304	291,133	265,542	229,645	309,408
<b>Gas asli cecair</b> <i>Liquefied natural gas</i>	<b>Tan</b> <i>Tonne</i>	26,576,031	29,011,740	31,283,443	2,480,530	2,520,849	3,021,754	1,949,026	2,463,934	2,972,336
<b>Nitrogen dan oksigen</b> <i>Nitrogen and oxygen</i>	<b>Meter padu ('000)</b> <i>Cubic metre ('000)</i>	456,279	564,435	610,924	48,541	54,388	63,436	52,681	53,108	53,846
<b>Methanol (methyl alcohol)</b> <i>Methanol (methyl alcohol)</i>	<b>Tan</b> <i>Tonne</i>	4,554,549	3,717,444	4,364,885	387,861	455,504	410,956	322,281	377,058	273,473
<b>Baja (termasuk urea)</b> <i>Fertilizers (includes urea)</i>	<b>Tonne</b> <i>Tonne</i>	4,080,289	5,839,960	7,584,494	607,577	623,200	525,919	552,711	412,337	584,235
<b>Sebatian P.V.C</b> <i>P.V.C. compound</i>	<b>Tan</b> <i>Tonne</i>	76,016	88,182	71,331	8,010	7,666	6,856	6,576	4,991	4,089
<b>Racun serangga aerosol (cecair)</b> <i>Aerosol insecticides (liquid)</i>	<b>Liter</b> <i>Litres</i>	7,241,839	7,057,722	6,083,228	552,408	550,003	533,184	500,430	472,647	453,389
<b>Racun herba (cecair)</b> <i>Herbicides (liquid)</i>	<b>Liter ('000)</b> <i>Litres ('000)</i>	55,497	68,379	97,264	8,169	8,885	9,770	9,259	7,915	6,865
<b>Racun herba (bukan cecair)</b> <i>Herbicides (non-liquid)</i>	<b>Tonne</b> <i>Tonne</i>	43,157	66,062	91,308	7,329	7,730	8,270	8,807	8,262	8,004
<b>Cat emulsi</b> <i>Emulsion paints</i>	<b>Liter ('000)</b> <i>Litres ('000)</i>	68,600	49,480	58,557	4,498	4,394	4,123	3,263	4,070	4,693
<b>Cat lapis</b> <i>Under-coats</i>	<b>Liter ('000)</b> <i>Litres ('000)</i>	13,869	17,890	17,875	1,465	1,293	1,206	1,137	1,283	1,552
<b>Cat asas</b> <i>Primers</i>	<b>Liter ('000)</b> <i>Litres ('000)</i>	20,036	19,302	18,342	1,843	1,736	1,465	1,109	1,081	1,434
<b>Dakwat pencetak</b> <i>Printing ink</i>	<b>Tan</b> <i>Tonne</i>	35,326	28,717	21,967	2,129	1,716	2,197	1,686	2,297	1,572
<b>Pelembut fabrik</b> <i>Fabric softener</i>	<b>Liter ('000)</b> <i>Litres ('000)</i>	40,262	33,368	31,289	2,649	2,748	2,795	2,165	2,249	2,011
<b>Sabun mandi</b> <i>Toilet soap</i>	<b>Tan</b> <i>Tonne</i>	21,028	16,915	15,469	1,185	1,246	1,248	921	891	1,386
<b>Sabun serbuk (bahan pencuci)</b> <i>Soap powder (detergents)</i>	<b>Tan</b> <i>Tonne</i>	96,719	102,043	97,339	8,057	8,265	9,018	6,885	7,107	7,485
<b>Pelekat perindustrian</b> <i>Adhesive, industrial</i>	<b>Liter ('000)</b> <i>Litres ('000)</i>	161,056	156,030	156,135	11,894	13,036	13,037	13,923	13,965	13,253
<b>Tayar pneumatik (semua jenis)</b> <i>Pneumatic tyres (all types)</i>	<b>Bilangan ('000)</b> <i>Number ('000)</i>	9,131	8,261	6,775	979	943	777	657	426	441
<b>Tiub dalam (semua jenis)</b> <i>Inner tubes (all types)</i>	<b>Bilangan ('000)</b> <i>Number ('000)</i>	1,869	1,426	1,124	134	121	83	84	66	64
<b>Getah mutu malaysia (semua gred)</b> <i>S.M.R. (all grades)</i>	<b>Tan</b> <i>Tonne</i>	972,584	817,560	686,810	59,033	63,192	53,261	53,191	48,567	45,231
<b>Susu getah diproses</b> <i>Processed latex</i>	<b>Tan</b> <i>Tonne</i>	33,471	41,081	45,852	2,775	3,355	3,598	4,037	4,037	3,698
<b>Sarung tangan getah</b> <i>Rubber gloves</i>	<b>Pasang (Juta)</b> <i>Pairs (Million)</i>	102,592	136,796	85,559	8,188	7,845	9,727	10,341	9,499	8,457
<b>Kondom</b> <i>Condom</i>	<b>Gross ('000)</b> <i>Gross ('000)</i>	15,532	18,085	18,730	1,508	1,395	1,542	1,858	1,796	1,983
<b>Paip P.V.C.</b> <i>P.V.C. pipes</i>	<b>Tan</b> <i>Tonne</i>	105,091	99,972	98,006	8,332	9,310	10,963	9,704	7,487	7,049
<b>Bata tanah</b> <i>Earthen bricks</i>	<b>Bilangan ('000)</b> <i>Number ('000)</i>	181,463	109,691	153,283	12,453	15,412	12,734	13,511	11,054	7,447



2023													
Jul.	Ogo.	Sept.	Okt.	Nov.	Dis.	Jan.	Feb.	Mac	Apr.	Mei	Jun	Jul.	Ogo.
259,083	278,135	268,478	281,581	254,667	247,128	271,062	248,478	218,498	273,287	283,120	380,488	205,252	222,786
3,008,451	2,790,947	2,537,110	2,542,402	2,589,739	2,406,365	2,751,277	2,594,258	3,044,181	1,987,056	2,712,791	2,368,951	2,849,003	2,682,100
51,803	42,583	42,353	44,951	52,244	50,990	47,260	48,817	54,618	48,975	42,934	44,678	43,201	35,453
249,620	386,661	395,315	350,255	340,803	415,098	374,694	407,881	403,658	320,412	388,091	242,304	309,801	482,508
603,450	751,728	757,716	642,860	815,789	706,973	655,340	452,398	398,842	358,670	426,865	475,927	535,863	531,558
4,466	6,360	5,857	5,017	5,730	5,713	5,438	6,038	6,056	5,441	4,584	4,598	4,597	4,590
455,106	548,224	558,412	515,383	511,808	432,234	418,120	411,624	384,343	389,137	432,745	500,884	501,603	502,999
6,813	7,864	6,653	8,812	8,634	7,624	8,996	8,614	8,911	8,927	9,612	8,265	6,995	6,864
6,945	7,457	7,681	7,236	6,250	7,337	4,845	4,864	5,530	5,460	6,280	6,002	5,108	5,101
4,805	6,254	6,287	4,824	6,062	5,284	6,733	6,803	6,007	4,626	6,415	6,554	6,268	6,259
1,593	1,509	1,699	1,568	1,808	1,763	1,518	1,598	1,430	1,197	1,556	1,600	556	561
1,395	1,452	1,725	1,442	1,556	2,103	1,508	1,799	1,424	1,064	1,287	1,389	1,693	2,144
1,547	1,883	1,765	1,723	1,738	1,715	2,266	1,675	1,675	1,619	1,492	1,493	1,483	1,667
2,201	2,717	2,254	2,880	3,027	3,593	2,594	2,605	2,569	2,158	2,849	2,518	2,216	2,209
1,281	1,495	1,277	1,253	1,499	1,787	1,380	1,413	1,388	1,026	1,222	1,355	1,344	1,383
8,262	10,594	9,311	8,166	7,019	7,170	6,291	6,243	6,683	5,394	6,896	6,901	6,892	6,956
12,784	13,507	13,329	12,713	12,251	12,443	13,228	14,684	12,898	13,911	14,166	15,779	13,588	12,813
566	527	335	406	335	384	507	514	445	343	349	352	369	333
97	123	103	100	82	67	93	90	64	52	54	56	61	60
50,969	68,621	61,250	60,289	58,460	64,745	57,754	59,442	48,306	47,401	47,783	48,026	51,364	59,510
4,164	5,167	4,535	3,939	2,943	3,605	3,275	3,769	3,729	3,849	4,065	4,564	4,814	5,284
6,774	4,971	5,151	4,788	4,991	4,826	6,065	5,892	7,374	7,002	6,242	5,406	5,211	5,216
1,672	1,456	1,580	1,303	1,180	1,456	1,547	1,454	1,465	1,997	2,020	2,342	1,905	1,579
7,114	6,068	7,013	7,621	8,746	8,600	9,670	11,653	12,461	11,802	9,794	9,643	9,924	8,385
8,362	10,093	10,629	14,026	19,723	17,838	13,700	17,458	13,268	17,142	14,890	13,504	13,481	14,627

**Jadual 2 : Pengeluaran Produk Utama dalam Industri Pembuatan yang Terpilih**  
**Table 2 : Production of Major Products in Selected Manufacturing Industries**

Keterangan Produk Product Description	Unit Kuantiti Quantity Unit	2020	2021	2022	2022					
					Jan.	Feb.	Mac	Apr.	Mei	Jun
<b>Jubin seramik</b> Ceramic tiles	<b>M. Persegi ('000)</b> Sq. metres ('000)	31,495	28,512	26,270	2,589	2,800	2,775	2,248	2,492	1,893
<b>Simen (semua jenis)</b> Cement (all types)	<b>Tan ('000)</b> Tonnes ('000)	19,936	19,961	19,856	2,326	2,456	2,417	1,524	1,214	1,140
<b>Konkrit campuran siap</b> Ready mixed concrete	<b>Meter padu ('000)</b> Cubic metre ('000)	34,841	35,425	37,695	2,809	2,819	3,001	2,939	2,881	3,095
<b>Bumbung genting simen (semua jenis)</b> Cement roofing tiles (all types)	<b>Bilangan ('000)</b> Number ('000)	47,874	37,054	39,761	2,623	3,166	3,249	3,104	3,249	3,206
<b>Cerucuk, tiang konkrit</b> Piles, poles, posts of concrete	<b>Tan</b> Tonne	1,699,228	1,549,050	1,416,140	127,642	139,049	121,530	141,318	128,212	108,807
<b>Pasir silika (diproses)</b> Silica sands (processed)	<b>Tan ('000)</b> Tonnes ('000)	261,872	157,885	153,159	8,592	16,848	8,271	8,723	14,828	12,396
<b>Selak dan kekeras</b> Bolts and nuts	<b>Tan ('000)</b> Tonnes ('000)	616,367	870,924	1,011,455	86,716	92,569	87,366	74,234	70,387	79,917
<b>Bar dan batang besi dan keluli</b> Iron and steel bars and rods	<b>Tan</b> Tonne	1,295,505	707,765	931,443	50,692	57,811	60,645	70,605	50,584	65,418
<b>Kepingan besi yang disadur</b> Galvanized iron sheets	<b>Tan</b> Tonne	152,099	167,833	175,928	11,652	13,722	13,889	18,132	14,367	15,545
<b>Tin timah dan semua tin lain</b> Tin cans and all other tins	<b>Bilangan ('000)</b> Number ('000)	2,683,374	2,899,385	2,815,239	267,779	256,075	219,429	249,226	230,141	232,686
<b>Dram besi dan keluli</b> Iron and steel drums	<b>Bilangan ('000)</b> Number ('000)	3,717	3,936	3,139	322	304	280	307	308	320
<b>Dawai besi dan keluli bersadur</b> Galvanised iron and steel wire	<b>Tan</b> Tonne	131,139	135,473	151,610	10,576	13,693	13,230	11,180	10,932	11,842
<b>Dawai mata punai dan jaring</b> Wire mesh and netting	<b>M. Persegi ('000)</b> Sq. metres ('000)	28,555	19,258	18,630	1,929	1,652	1,521	1,963	1,853	1,398
<b>Transformer elektrik</b> Electrical transformers	<b>Bilangan ('000)</b> Number ('000)	202,996	266,713	290,765	25,116	25,981	28,975	24,252	23,238	25,352
<b>Dawai dan kabel yang tertebat</b> Insulated wires and cables	<b>Tan</b> Tonne	111,184	129,356	154,579	11,565	11,977	12,818	13,462	11,700	12,470
<b>Separa konduktor</b> Semi-conductors	<b>Bil. (Juta)</b> Num. (Million)	26,699	29,453	32,644	2,544	2,824	3,091	2,600	2,345	2,729
<b>Transistor elektronik</b> Electronic transistors	<b>Bil. (Juta)</b> Num. (Million)	36,919	48,538	55,538	4,750	4,959	5,394	5,034	5,060	4,903
<b>Litar bersepadu</b> Integrated circuits	<b>Bil. (Juta)</b> Num. (Million)	34,318	41,416	55,168	3,561	3,875	4,069	4,959	5,070	5,079
<b>Televisyen</b> Television	<b>Bilangan</b> Number	12,228,893	15,071,948	15,977,868	1,421,426	1,407,226	1,696,344	1,970,185	2,030,000	1,561,635
<b>Radio</b> Radios	<b>Bilangan ('000)</b> Number ('000)	9,363	9,752	10,190	1,045	995	769	961	940	886
<b>Penyaman udara</b> Air-conditioners	<b>Bilangan</b> Number	1,910,268	2,253,569	3,162,946	185,063	269,167	271,051	278,643	244,431	238,752
<b>Kereta penumpang</b> Passenger cars	<b>Bilangan</b> Number	454,805	446,417	650,217	39,455	47,445	55,137	50,724	45,518	55,843
<b>Kenderaan perdagangan</b> Commercial vehicles	<b>Bilangan</b> Number	43,691	61,634	117,019	6,024	7,151	6,949	7,658	10,283	11,676
<b>Wayar abah-abah, kenderaan bermotor</b> Wire harness, motor vehicle	<b>Bilangan ('000)</b> Number ('000)	6,642	7,825	9,764	801	851	916	766	770	927
<b>Motosikal dan skuter</b> Motor cycles and scooters	<b>Bilangan</b> Number	240,066	172,431	175,222	10,745	13,959	18,538	23,617	32,530	8,012

2023													
Jul.	Ogo.	Sept.	Okt.	Nov.	Dis.	Jan.	Feb.	Mac	Apr.	Mei	Jun	Jul.	Ogo.
1,901	2,053	2,220	1,989	1,311	2,000	1,003	1,146	1,859	1,865	2,075	2,079	2,074	2,093
1,147	1,205	1,163	1,295	1,899	2,070	1,961	2,496	2,704	1,660	1,630	1,698	1,521	1,516
3,125	3,439	3,305	3,559	3,205	3,519	3,653	3,144	3,342	3,033	2,810	3,243	3,154	3,463
3,728	4,004	3,877	4,102	2,663	2,789	3,645	2,482	3,020	3,460	4,051	3,262	4,481	3,570
101,214	108,645	124,362	120,303	100,989	94,069	97,365	99,515	100,767	101,081	105,043	88,870	89,150	96,209
13,392	9,106	9,100	16,040	19,824	16,038	11,095	17,083	12,508	9,669	15,069	16,980	12,561	12,492
85,107	87,058	88,311	86,192	91,215	82,383	93,671	101,549	90,100	80,637	88,201	88,757	87,806	92,261
88,081	109,542	103,947	97,398	80,743	95,977	91,486	111,535	94,582	86,637	87,237	87,536	86,547	114,618
12,069	16,820	17,824	19,282	12,128	10,497	10,307	11,148	12,940	17,541	19,868	15,473	15,976	22,825
215,698	240,082	219,112	223,494	224,125	237,393	235,256	255,272	224,148	224,951	182,697	185,229	184,494	205,491
223	243	201	207	202	222	211	230	219	209	294	428	382	427
14,367	13,872	12,924	12,132	12,240	14,622	11,770	15,512	14,010	13,046	12,395	13,967	15,559	14,304
1,384	1,457	1,372	1,283	1,431	1,388	1,212	1,270	1,099	1,294	1,307	1,270	1,308	1,305
25,622	22,548	22,133	26,259	20,688	20,599	25,826	28,438	27,362	19,620	19,078	18,084	19,801	17,262
13,199	14,475	16,269	15,630	10,753	10,260	11,524	13,660	15,687	15,909	7,981	9,988	12,037	12,940
2,725	3,024	2,827	2,687	2,610	2,638	3,043	3,270	3,392	2,625	2,590	3,071	3,111	3,290
4,476	4,333	4,077	4,108	4,038	4,406	4,657	4,663	4,686	4,092	4,287	4,043	3,546	3,553
5,046	5,106	5,557	4,502	3,900	4,445	3,885	3,919	4,311	4,881	5,465	5,299	4,475	4,474
977,510	1,061,957	927,793	918,615	997,790	1,007,387	807,858	811,933	997,866	1,031,793	1,482,331	1,490,573	1,186,325	1,294,262
837	859	705	635	776	781	709	737	638	637	593	584	671	781
290,930	278,422	271,153	264,490	274,276	296,568	251,254	292,175	328,527	304,699	307,501	275,213	279,002	261,798
48,002	64,282	64,701	54,601	60,657	63,852	54,663	59,843	71,731	38,575	60,391	54,643	62,558	63,242
11,440	12,108	11,086	9,268	12,438	10,939	9,283	10,387	9,461	9,393	15,306	12,168	12,266	12,932
916	800	727	773	774	742	809	844	865	730	817	991	1,001	860
9,113	11,238	11,195	10,613	11,313	14,349	15,992	18,563	21,731	28,591	37,701	33,931	36,810	44,901

Muka surat ini sengaja dibiarkan kosong  
*This page is deliberately left blank*



# **NOTA TEKNIKAL**

*Technical Notes*

Muka surat ini sengaja dibiarkan kosong  
*This page is deliberately left blank*



- 1. OBJEKTIF** Objektif utama penerbitan ini ialah untuk menyediakan statistik aliran terkini bagi indikator utama di sektor Pembuatan, iaitu statistik **nilai jualan, bilangan pekerja bergaji, gaji & upah** serta **pengeluaran produk utama** yang dipungut melalui Survei Pembuatan Bulanan. Statistik ini membantu pengguna dalam merangka dasar serta membuat keputusan.
- 2. PENANDA ARASAN** Selepas melaksanakan Banci Ekonomi 2016 (tahun rujukan 2015), Jabatan Perangkaan Malaysia (DOSM) telah mengkaji dan melaksanakan proses penanda arasan terhadap statistik pembuatan yang dipungut melalui Survei Pembuatan Bulanan. Proses penanda arasan ini membolehkan siri nilai anggaran tahunan yang dijana menerusi statistik jangka pendek konsisten dengan nilai tahunan daripada banci/survei tahunan sebagai tahun penanda aras. Penanda arasan yang dibuat berpandukan *Quarterly National Accounts Manual 2017 edition, International Monetary Fund* bagi mencapai objektif seperti berikut:
- Menganggarkan data bulanan supaya konsisten dengan data tahunan iaitu, untuk memastikan jumlah data bulanan adalah sama dengan penanda aras tahunan;
  - Memelihara sebanyak mungkin pertumbuhan indikator bulanan semasa proses penanda arasan tahunan dibuat; dan
  - Memastikan data siri ke hadapan, jumlah data bulanan bagi tahun semasa sedekat mungkin dengan data tahunan yang diperoleh semasa banci atau survei tahunan yang dijalankan.

Statistik penanda arasan disusun bagi nilai jualan, bilangan pekerja bergaji dan gaji & upah sektor Pembuatan dan diterbitkan mulai Januari 2020. Tahun asas (penanda aras) adalah menggunakan Banci Ekonomi 2016 (tahun rujukan 2015) sebagai tahun penanda aras dan kaedah *pro rata* (1) dan *extrapolation* (2) digunakan dalam pemprosesan penanda arasan ini.

**Kaedah *pro rata*:**

$$M^iV = \frac{M^iI}{\sum_{i=1}^{12} M^iV} \times ADT \tag{1}$$

di mana

- $M^iV$  = pemboleh ubah anggaran bulanan yang dinaik aras
- $M^iI$  = siri indikator bulanan
- $M^iI$  = data tahunan tahun asas (penanda aras)
- $ADT$

**Kaedah *extrapolation*:**

$$V_t = V_{t-1} * G_{t-1,t} \tag{2}$$

di mana

- $V_t$  = nilai pemboleh ubah
- $G_{t-1,t}$  = pertumbuhan daripada t-1 kepada t





### 3. SKOP DAN LIPUTAN

Data yang dipungut dalam Survei Pembuatan Bulanan meliputi seluruh Malaysia. Mulai Januari 2020, penerbitan ini memaparkan statistik berwajaran yang menggambarkan populasi sampel bagi 251 industri dalam sektor Pembuatan.

Data bagi industri yang mempunyai perwakilan kurang daripada tiga pertubuhan telah digabungkan kepada industri terhampir bagi memelihara kerahsiaan responden seperti mana yang termaktub dalam Akta Perangkaan 1965 (Disemak - 1989).

### 4. SUMBER RANGKA

Sumber rangka ialah daripada *Malaysia Statistical Business Register (MSBR)* di mana maklumat utama diperoleh daripada banci dan survei yang dilaksanakan oleh Jabatan Perangkaan Malaysia (DOSM) serta data pentadbiran. Sumber utama data pentadbiran tersebut adalah daripada Suruhanjaya Syarikat Malaysia (SSM). Selain itu, DOSM juga turut bekerjasama mendapatkan maklumat daripada lebih 50 agensi lain seperti Kumpulan Wang Simpanan Pekerja (KWSP), Jabatan Kastam Diraja Malaysia (JKDM), Lembaga Hasil Dalam Negeri (LHDN), Pihak Berkuasa Tempatan (PBT) serta Badan-badan Profesional. Rangka dikemaskini secara berterusan dengan mengambil kira pertubuhan baru dan merekod sebarang perubahan dalam status pertubuhan seperti tutup, tidak beroperasi, perubahan jenis aktiviti dan lokasi atau alamat pos untuk memastikan maklumat yang terdapat dalam rangka adalah yang paling terkini.

### 5. JENIS AKTIVITI PERNIAGAAN

Jenis aktiviti perniagaan merujuk kepada aktiviti utama dan sekunder. Aktiviti utama merujuk kepada aktiviti yang mana pertubuhan menumpukan sebahagian besar sumbernya atau memberi sumbangan besar dari segi pendapatan. Aktiviti sekunder didefinisikan sebagai aktiviti sampingan kepada aktiviti utama. Klasifikasi bagi pertubuhan adalah berasaskan kepada aktiviti utama dan Piawaian Klasifikasi Industri Malaysia (MSIC 2008) Versi 1.0. yang diselaraskan dengan *International Standard Industrial Classification of All Economic Activities (ISIC), Rev. 4, United Nations* dengan pengubahsuaian mengikut keperluan tempatan.

### 6. KONSEP DAN DEFINISI

Konsep dan definisi yang digunakan selari dengan manual *International Recommendations for Industrial Statistics 2008, United Nations Statistics Division*. Takrif pembuatan yang digunakan dalam survei ini adalah selaras dengan Piawaian Klasifikasi Industri Malaysia (MSIC) 2008 Versi 1.0.

Pembuatan ditakrifkan sebagai perubahan fizikal atau kimia ke atas bahan atau komponen menjadi produk baru sama ada kerja itu dilakukan oleh jentera yang dijalankan oleh kuasa atau yang dijalankan dengan tangan, sama ada dijalankan dalam kilang atau di rumah pekerja, dan sama ada barang keluaran dijual secara borong atau runcit.



## 7. REKA BENTUK PENSAMPELAN

Reka bentuk pensampelan bagi survei ini adalah pensampelan rawak strata satu peringkat. Pertubuhan dikelaskan sebagai unit pensampelan manakala beberapa kategori strata telah dikenalpasti.

Setiap strata telah dibentuk kepada tiga substrata untuk memastikan sampel yang diagihkan mengambil kira ciri-ciri ekonomi strata tersebut. Substrata utama bersifat heterogen dan diliputi secara penuh. Manakala, substrata selainnya yang bersifat homogen disampelkan.

Substrata utama meliputi pertubuhan kategori besar dan yang mempunyai jumlah hasil yang signifikan dalam industri berkaitan manakala bagi substrata kedua dan ketiga berdasarkan kategori perusahaan kecil dan sederhana (PKS).

## 8. SAIZ SAMPEL

Statistik utama yang digunakan untuk penganggaran saiz sampel adalah nilai jualan. Formula yang digunakan dalam penganggaran saiz sampel bagi strata adalah seperti berikut:

$$n = \frac{(\sum N_i S_i^2)}{V + \sum N_i S_i^2} \quad (3)$$

di mana;

- $n$  = Saiz sampel
- $N_i$  = Saiz populasi bagi strata  $i$
- $S_i^2$  = Varian bagi strata  $i$
- $V$  = Varian sasaran

$$V = RSE^2 \cdot \left(\frac{\hat{Y}_i}{Z}\right)^2 \quad (4)$$

di mana;

- $\hat{Y}_i$  = Jumlah nilai jualan bagi strata
- $RSE$  = Ralat piawai relatif
- $Z$  = Nilai aras keyakinan

Sampel akan diagihkan kepada substrata dalam industri liputan dengan menggunakan kaedah *Neyman Allocation* seperti berikut:

$$n_{hi} = \left(\frac{N_h S_h}{\sum N_h S_h}\right) n_i \quad (5)$$

$$h = 2, 3 \text{ dan } 4$$

$$i = 1, 2, \dots k$$



di mana;

$n_{hi}$  = Saiz sampel bagi substrata  $h$  dalam strata  $i$

$N_h$  = Saiz populasi bagi substrata  $h$

$S_h$  = Sisihan piawai bagi substrata  $h$

$n_i$  = Saiz sampel bagi strata  $i$

$h$  = Substrata

$i$  = Strata

Pertubuhan kategori substrata utama diliputi sepenuhnya, manakala pertubuhan bagi substrata kedua dan ketiga dipilih secara rawak mengikut kaedah pensampelan bersistematik.

## 9. WAJARAN

Analisis berwajaran disediakan menggunakan wajaran sampel bagi memastikan sampel yang dipilih dapat menggambarkan populasi survei. Wajaran yang diperlukan adalah wajaran di peringkat reka bentuk pensampelan dan tiada respons.

Wajaran reka bentuk pensampelan pada substrata  $h$  adalah seperti berikut :

$$W_h = \frac{N_h}{n_h}, \quad h = 1, \dots, 4 \quad (6)$$

di mana;

$N_h$  = Bilangan populasi bagi substrata  $h$  ; dan

$n_h$  = Bilangan sampel bagi substrata  $h$



Wajaran tiada respons pada substrata  $h$  adalah seperti berikut :

$$NRW_h = \frac{1}{\frac{n'_h}{n_h}} \quad h = 1, \dots, 4 \quad (7)$$

di mana;

$$n'_h = \text{Bilangan sampel respons bagi substrata } h$$

$$n_h = \text{Bilangan sampel bagi substrata } h$$

Kaedah pengiraan wajaran reka bentuk pensampelan selepas survei (*adjusted weight*) pada substrata  $h$  seperti berikut:

$$W'_h = W_h \times NRW_h, \quad h = 1, \dots, 4 \quad (8)$$

di mana;

$$W_h = \text{Wajaran reka bentuk pensampelan pada substrata } h$$

$$NRW_h = \text{Wajaran tiada respons pada substrata } h$$

## 10. UNIT MELAPOR

Unit melapor bagi survei ini ialah **pertubuhan**. Sesebuah pertubuhan ditakrifkan sebagai "satu unit ekonomi yang bergiat di bawah satu hak milik atau penguasaan tunggal, iaitu di bawah satu entiti yang sah. Ia menjalankan satu jenis aktiviti ekonomi utama di satu tempat / lokasi fizikal". Setiap pertubuhan diberikan klasifikasi industri berdasarkan aktiviti utamanya. Bagi pertubuhan yang menjalankan pelbagai aktiviti, unit yang bergiat dalam aktiviti yang berasingan dalam satu lokasi yang sama adalah terdiri daripada entiti pertubuhan yang berbeza. Oleh itu, setiap cawangan daripada organisasi yang mempunyai pelbagai cawangan di lokasi yang berbeza dari segi konsep dianggap sebagai pertubuhan yang berlainan. Pertubuhan berkenaan diminta memberikan penyata yang berasingan bagi setiap kegiatannya dari segi nilai. Walau bagaimanapun, dari segi praktiknya akaun biasanya disediakan secara berpusat kerana kesukaran untuk memperoleh data yang berasingan bagi setiap unit atau cawangan. Entiti atau enterpris ini akan dianggap sebagai satu unit pelapor dan dibenarkan mengemukakan soal selidik yang menggabungkan semua unit atau cawangannya.



## 11. NILAI JUALAN

Nilai jualan yang dilaporkan merujuk kepada nilai jualan produk sendiri sahaja. Ini bermaksud jualan produk yang berlaku dalam bulan laporan, sama ada produk tersebut telah dibuat/dihasilkan oleh pertubuhan pada bulan tersebut atau bulan-bulan sebelumnya. Nilai jualan adalah berdasarkan kepada nilai bersih di kilang dan berkaitan dengan kuantiti yang dijual. Penilaian harga yang dikenakan kepada pelanggan adalah tidak termasuk:

- a. diskaun atau rebat;
- b. bayaran untuk pengangkutan keluar;
- c. komisen kepada wakil-wakil penjual;
- d. bayaran lain seperti cukai eksais yang dibayar atau cukai jualan yang dipungut oleh kilang bagi pihak kerajaan; dan
- e. bayaran pemasangan, pembaikan dan pembinaan

## 12. BILANGAN PEKERJA BERGAJI

Bilangan pekerja bergaji meliputi seperti berikut:

- a. Pekerja bergaji (sepenuh masa) - Merujuk kepada semua pekerja bergaji yang bekerja sekurang-kurangnya 6 jam sehari dan sekurang-kurangnya 20 hari sebulan; dan
- b. Pekerja bergaji (sambilan) - Merujuk kepada semua pekerja bergaji yang bekerja kurang daripada 6 jam sehari dan/atau kurang daripada 20 hari sebulan.

## 13. GAJI & UPAH DIBAYAR

Gaji & upah yang dibayar merujuk kepada semua bayaran tunai, termasuk bonus, komisen, bayaran lebih masa, elaun kos sara hidup dan elaun lain yang dibayar kepada semua pekerja bergaji dalam bulan rujukan. Caruman Kumpulan Wang Simpanan Pekerja (KWSP) serta Pertubuhan Keselamatan Sosial (PERKESO) turut dimasukkan tetapi caruman oleh majikan dikecualikan. Elaun kepada pemilik yang bekerja, rakan niaga yang bekerja dan pekerja keluarga tidak bergaji, bayaran pampasan dan saguhati kerana pemberhentian adalah juga dikecualikan.

## 14. KEPERLUAN KERAHSIAAN

Survei ini dijalankan di bawah peruntukan Akta Perangkaan 1965 (Disemak 1989). Akta ini mensyaratkan bahawa kandungan penyata individu adalah SULIT. Selaras dengan peruntukan dalam Akta tersebut, hanya angka agregat akan diterbitkan.



- 15. PINDAAN** Pindaan akan dibuat ke atas statistik yang telah diterbitkan berdasarkan data terkini yang diperoleh.
- 16. PEMBUNDARAN** Perjumlahan komponen mungkin berbeza dengan angka jumlah besar disebabkan pembundaran.
- 17. SIMBOL DAN SINGKATAN** Simbol-simbol berikut telah digunakan dalam keseluruhan penerbitan:-  
t.t.t.l. : tidak terkelas di tempat lain  
RM : Ringgit Malaysia
- 18. PELARASAN MUSIM** Data siri masa adalah amat berguna untuk ahli ekonomi, pembuat dasar & keputusan serta penganalisis siri masa untuk mengenal pasti ciri-ciri penting siri ekonomi seperti arah aliran, *turning point* dan konsistensi antara penunjuk ekonomi yang lain. Kadangkala ciri ini sukar untuk diperhatikan kerana pergerakan bermusim. Oleh itu, sekiranya kesan bermusim boleh disingkirkan, arah aliran data siri ini dapat dilihat dengan lebih baik. Anggaran dan penyingkiran kesan bermusim dipanggil pelarasan bermusim.
- Pelarasan bermusim adalah satu proses untuk mengenal pasti dan menyingkirkan bentuk pola bermusim yang biasa berlaku dalam tempoh satu tahun, yang mungkin juga merangkumi pengaruh dari kesan cuti yang bergerak dan hari bekerja/berdagang bagi suatu tempoh. Objektif utama proses ini adalah untuk menyerlahkan arah aliran dan pergerakan-pergerakan jangka pendek dalam siri ini.
- Di Malaysia, kebanyakan data siri masa dipengaruhi oleh kesan bermusim. Oleh itu, untuk menghapus dan melaras kesan bermusim data siri masa ekonomi Malaysia, pakej standard pelarasan bermusim, X-12 ARIMA telah digunakan oleh Jabatan Perangkaan, Malaysia. Data siri masa ekonomi Malaysia juga kerap dipengaruhi oleh perayaan agama utama seperti Aidil Fitri bagi umat Islam, Tahun Baru Cina untuk kaum Cina dan Deepavali untuk kaum India. Tarikh perayaan-perayaan ini tetap mengikut tahun lunar tetapi berbeza-beza mengikut kalendar Gregorian. Oleh itu, untuk menganggar dan menyingkirkan kesan cuti yang bergerak dari data siri masa, satu prosedur telah dibangunkan iaitu *Seasonal Adjustment For Malaysia (SEAM)*.



## 1. OBJECTIVE

The main objective of this publication is to provide statistics on the latest trend of main indicators in the Manufacturing sector, ie. **sales value, number of employees, salaries & wages and the production of main products manufactured** which is collected through Monthly Manufacturing Survey. This statistics assists users in policy formulation and decision making.

## 2. BENCHMARKING

After conducting the Economic Census 2016 (reference year 2015), Department of Statistics Malaysia (DOSM) has reviewed and carried out the benchmarking process towards the manufacturing statistics collected from the Monthly Manufacturing Survey. The benchmarking process is done to enable the series of values of annual estimates derived from short term survey consistent and match with the annual value from census/annual survey of the benchmark year. The benchmark process adapted the guideline of the Quarterly National Accounts Manual 2017 edition, International Monetary Fund to meet the objectives as follows:

- a. to estimate monthly data that are temporally consistent with the annual data: that is, to ensure that the sum of the monthly data is equal to the annual benchmark;
- b. to preserve as much as possible the monthly movements in the indicator under the restrictions provided by the annual data; and
- c. to ensure, for forward series, that the sum of the monthly of the current year is as close as possible to the unknown future annual data.

The benchmarking statistics is compiled on sales value, number of employees and salaries & wages and being published starting from January 2020. The base (benchmark) year using the Economic Census 2016 (reference year 2015) and pro rata (1) and extrapolation method (2) is used in the benchmarking process.

### Pro rata Method:

$$M^i V = \frac{M^i I}{\sum_{i=1}^{12} M^i I} \times ADT \quad (1)$$

where

$M^i V$  = new derived monthly variables estimates

$M^i I$  = monthly indicator series

$ADT$  = annual benchmark data

### Extrapolation Method:

$$V_t = V_{t-1} * G_{t-1,t} \quad (2)$$

where

$V_t$  = value of variable

$G_{t-1,t}$  = growth from t-1 to t





### 3. SCOPE AND COVERAGE

Data collected in the Monthly Manufacturing Survey covered the whole of Malaysia. Since January 2020, this publication presents weighted statistics which represent the population sample of 251 industries in Manufacturing sector. Data for industries with less than three establishments was combined to the closest industry to ensure the confidentiality of the respondents as stipulated under the Statistics Act 1965 (Revised-1989).

### 4. SOURCE OF FRAME

The source of frame is from Malaysia Statistical Business Register (MSBR) where the main information is from census and survey conducted by the Department of Statistics Malaysia (DOSM) and administrative data. The main source of the administrative data is from the Companies Commission of Malaysia (CCM). In addition, DOSM also collaborates and yield information from over 50 other agencies such as the Employees Provident Fund (EPF), Royal Malaysian Customs Department (RMCD), Inland Revenue Board (IRB), Local Authorities and other Professional Bodies. The frame is updated continuously by taking into account of new establishments and to record any changes in the establishment status such as closed down, not in operation, change in types of activity and location or postal addresses to ensure that the information in the frame is at the most current status.

### 5. TYPE OF BUSINESS ACTIVITY

Type of business activity is divided into primary and secondary. The primary activity refers to the activities which focus on its main resources and income. Secondary activities are defined as those incidental or ancillary to the primary activity. The classification of the establishment's industry is based on the primary activity and the Malaysia Standard Industrial Classification (MSIC 2008) Version 1.0 according to the International Standard Industrial Classification of All Economic Activities (ISIC), Rev. 4, United Nations, with modifications to suit local conditions.

### 6. CONCEPT AND DEFINITION

Concepts and definitions used are in line with the manual of Recommendations for Industrial Statistics 2008, United Nations Statistics Division. The definition of manufacturing used in this survey is consistent with Malaysia Standard Industrial Classification (MSIC) 2008 Ver. 1.0.

Manufacturing is defined as the physical or chemical transformation of materials or components into new products, whether the work is performed by power-driven machines or by hand, whether it is done in a factory or in the worker's home, and whether the products are sold at wholesale or retail.



## 7. SAMPLING DESIGN

Sampling design of the survey is a one-stage stratified random sampling. The establishment is classified as sampling unit while a few categories of stratum was identified.

Each stratum has been set up to three substrata to ensure the distributed sample takes into account the economic characteristics of the stratum. The main substratum is heterogeneous and was fully covered. Whereas, other substratum that are homogeneous were sampled.

Main substratum include large establishments which have a significant total revenue in the respective industry while for the second and third substratum are based on small and medium enterprise (SME) categories.

## 8. SAMPLE SIZE

The main statistics used to estimate the sample size is the sales value. The formula used in the estimation of the sample size for a stratum is as follows:

$$n = \frac{(\sum N_i S_i)^2}{V + \sum N_i S_i^2} \quad (3)$$

where;

- $n$  = Sample size
- $N_i$  = Population size for stratum  $i$
- $S_i^2$  = Variance for stratum  $i$
- $V$  = Desired variance

$$V = RSE^2 \cdot \left(\frac{\hat{Y}_i}{Z}\right)^2 \quad (4)$$

where;

- $\hat{Y}_i$  = Estimated sales value for stratum
- $RSE$  = Relative standard error
- $Z$  = Value of confidence level

Sample is distributed to substratum of the industry using Neyman Allocation method as follows:

$$n_{hi} = \left( \frac{N_h S_h}{\sum N_h S_h} \right) n_i \quad (5)$$

$$h = 2, 3 \text{ and } 4$$

$$i = 1, 2, \dots k$$



where;

$n_{hi}$  = Sample size for substratum  $h$  of stratum  $i$

$N_h$  = Population size for substratum  $h$

$S_h$  = Standard deviation for substratum  $h$

$n_i$  = Sample size for stratum  $i$

$h$  = Substratum

$i$  = Stratum

Establishments of the main substratum were fully covered while establishments of the second and third substratum were randomly selected using systematic random sampling.

## 9. WEIGHTED

Weighted analysis is done using sampling weight to ensure that the selected sample can reflect population survey. The weights required are the sampling design and non response weights.

The sampling design weight for the establishment at substratum  $h$  is as follows:

$$W_h = \frac{N_h}{n_h}, \quad h = 1, \dots, 4 \quad (6)$$

where,

$N_h$  = Total population of substratum  $h$  ; and

$n_h$  = Total sample of substratum  $h$



Non response weight at substratum  $h$  as below:

$$NRW_h = \frac{1}{\frac{n'_h}{n_h}}, \quad h = 1, \dots, 4 \quad (7)$$

where,

$n'_h$  = Number of response in sample size for substratum  $h$

$n_h$  = Number of sample size for substratum  $h$

The method of calculating the sampling design weight after the survey (adjusted weight) on substratum  $h$  as below:

$$W'_h = W_h \times NRW_h, \quad h = 1, \dots, 4 \quad (8)$$

where,

$W_h$  = Sampling design weight at substratum  $h$

$NRW_h$  = Non response weight at substratum  $h$

## 10. REPORTING UNIT

The reporting unit used in the survey was the **establishment**. An establishment is defined as “an economic unit engaged in one activity, under a single legal entity and operating in a single physical location”. Each establishment was assigned an industry classification based on its principal activity. In the case of a multi-activity entity, units engaged in separate activities in the same location constituted distinct establishments. Thus, each branch of a multi-branch organisation at a different location was conceptually treated as a different establishment. The establishment was requested to give separate returns for each activity in terms of value. However, if in practice, the accounts were centrally kept such that it was not possible to obtain separate data for each individual unit or branch. The entity or enterprise was treated as a single reporting unit and allowed to submit a consolidated questionnaire covering all the units or branches.



## 11. VALUE OF SALES

The reported sales value refers to the sales value of their own products. This relates to sales of goods made on the reporting month, whether the products were produced/ manufactured by the establishment during the month or in the other months previously. The sales value was net selling price (ex-factory) value relating to the quantity sold. The valuation price charged to customers were excluding:

- a. discounts or rebates;
- b. Charges for carriage outwards;
- c. commissions to selling agents;
- d. all other charges such as excise duties paid, sales tax collected by the factory on behalf of the government; and
- e. Installation, repairs and construction charges.

## 12. NUMBER OF PAID EMPLOYEES

Number of paid employees cover as follows:

- a. Paid employees (full-time) - Refers to those who work for at least 6 hours a day and 20 days a month; and
- b. Paid employees (part-time) - Refers to all paid workers who work for less than 6 hours a day and/or less than 20 days a month.

## 13. SALARIES & WAGES PAID

Salaries & wages paid refers to all cash payments, including bonuses, commissions, overtime wages, cost of living allowances and other allowances made to all employees during the reference month. The employees' contribution to Employees' Provident Fund (EPF) and Social Security Organisation (SOCSO) is included but the employer's contribution is excluded. Allowances to working proprietors, working partners and unpaid family workers and severance and termination pay are not included.

## 14. CONFIDENTIALITY REQUIRED

The survey is conducted under the provisions of the Statistics Act 1965 (Revised-1989). The Act stipulates that the contents of individual returns are CONFIDENTIAL. In conformity with the stipulations of this Act, only aggregated figures are published.



- 15. REVISIONS** *Revisions will be made to the published figures based on the latest data available.*
- 16. ROUNDING** *The sum of the component figures may not tally with the sub-total or total figures due to rounding.*
- 17. SYMBOLS AND ABBREVIATIONS** *The following symbols have been used throughout the publication:-*  
*n.e.c. : not elsewhere classified*  
*RM : Malaysian Ringgit*
- 18. SEASONAL ADJUSTMENT** *Time-series data are very useful for economists, policy & decision makers and time-series analysts to identify the important features of economic series such as direction, turning point and consistency between other economic indicators. Sometimes this feature is difficult to observe because of seasonal movements. Thus, if the seasonal effect can be removed, the behaviour of the series would be better viewed. The estimation and removal of the seasonal effects is called seasonal adjustment.*
- Seasonal adjustment is a process to identify and to remove the regular within-a-year seasonal pattern, which may also include the influences of moving holidays and working/trading days effect in each period. The ultimate objective of the process is to highlight the underlying trends and short-term movements in the series.*
- In Malaysia, most of the time series data are affected by seasonal effects. Hence, to eliminate the seasonal effect as well as to seasonally adjust the Malaysian economic time series data, a standard seasonal adjustment package, X-12 ARIMA was used by Department of Statistics, Malaysia. Malaysian economic time series data also often affected by major religious festivals such as Eid-ul Fitr for Muslims, Chinese New Year to the Chinese and the Indian Deepavali. These festivals' dates are fixed according to the lunar year but vary according to the Gregorian calendar. Therefore, to estimate and remove moving holiday effect from time-series data, a procedure was developed, namely Seasonal Adjustment for Malaysia (SEAM).*