



KEMENTERIAN EKONOMI
JABATAN PERANGKAAN MALAYSIA

PERANGKAAN PEMBUATAN BULANAN

MONTHLY MANUFACTURING STATISTICS

JULAI
JULY

2023

Diterbitkan pada:
Released on:

11

SEPTEMBER
SEPTEMBER

2023

PEMAKLUMAN / ANNOUNCEMENT

Jabatan Perangkaan Malaysia (DOSM) sedang menjalankan Banci Ekonomi pada tahun 2023. DOSM amat menghargai kerjasama daripada responden dalam memberikan maklumat kepada DOSM serta menjayakan banci ini. Sila layari www.dosm.gov.my untuk maklumat lanjut.

DOSM telah melancarkan OpenDOSM NextGen sebagai medium yang menyediakan katalog data dan visualisasi bagi memudahkan pengguna menganalisis pelbagai data. OpenDOSM NextGen ialah platform perkongsian data sumber terbuka dan boleh diakses melalui portal <https://open.dosm.gov.my>.

Kerajaan Malaysia telah mengisytiharkan Hari Statistik Negara (MyStats Day) pada 20 Oktober setiap tahun. Tema sambutan MyStats Day adalah "Statistik Nadi Kehidupan".

The Department of Statistics Malaysia (DOSM) is conducting the Economic Census in 2023. DOSM greatly appreciates the cooperation of respondents in providing information and ensuring the success of this census. Please visit www.dosm.gov.my for more information.

DOSM has launched OpenDOSM NextGen as a medium that provides a catalogue of data and visualisation to facilitate users in analysing various data. OpenDOSM NextGen is an open source data sharing platform and accessible through <https://open.dosm.gov.my> portal.

The Government of Malaysia has declared National Statistics Day (MyStats Day) on October 20 each year. MyStats Day theme is "Statistics is the Essence of Life".

JABATAN PERANGKAAN MALAYSIA
DEPARTMENT OF STATISTICS MALAYSIA

Diterbitkan dan dicetak oleh / *Published and printed by:*

Jabatan Perangkaan Malaysia

Department of Statistics Malaysia

Blok C6 & C7, Kompleks C,

Pusat Pentadbiran Kerajaan Persekutuan

62514 Putrajaya,

MALAYSIA

Tel.	:	03-8885 7000
Faks/ <i>Fax</i>	:	03-8888 9248
Portal	:	https://www.dosm.gov.my
Facebook / Twitter / Instagram / YouTube	:	StatsMalaysia
Emel/ <i>Email</i>	:	info@dosm.gov.my (pertanyaan umum / <i>general enquiries</i>) data@dosm.gov.my (pertanyaan & permintaan data / <i>data request & enquiries</i>)
Harga/ <i>Price</i>	:	RM10.00

Diterbitkan pada September 2023 / *Published in September 2023*

Hakcipta terpelihara / *All rights reserved.*

Tiada bahagian daripada terbitan ini boleh diterbitkan semula, disimpan untuk pengeluaran atau ditukar dalam apa-apa bentuk atau alat apa jua pun kecuali setelah mendapat kebenaran daripada Jabatan Perangkaan Malaysia. Pengguna yang mengeluarkan sebarang maklumat dari terbitan ini sama ada yang asal atau diolah semula hendaklah meletakkan kenyataan berikut:

“Sumber: Jabatan Perangkaan Malaysia”.

No part of this publication may be reproduced or distributed in any form or by any means or stored in database without the prior written permission from Department of Statistics, Malaysia. Users reproducing content of this publication with or without adaptation should quote the following.

“*Source: Department of Statistics Malaysia*”.

ISSN 0128-3499



Penerbitan ini memaparkan perangkaan nilai jualan, bilangan pekerja bergaji dan gaji & upah secara bulanan berdasarkan Survei Pembuatan Bulanan. Objektif utama penerbitan ini adalah untuk menyediakan data aliran terkini sektor Pembuatan bagi membantu pengguna dalam perancangan, penggubalan dasar dan membuat keputusan.

Ringkasan penemuan dan jadual perangkaan yang terperinci masing-masing dipaparkan pada bahagian pertama dan kedua penerbitan ini. Sementara itu, aspek-aspek teknikal yang digunakan seperti skop dan liputan dan konsep dan definisi juga disediakan pada Bahagian ketiga bagi membantu pengguna memahami statistik yang diterbitkan.

Jabatan Perangkaan Malaysia merakamkan penghargaan atas kerjasama yang diberikan oleh responden dan juga semua pihak yang telah menyumbang secara langsung dan tidak langsung dalam menjayakan penerbitan ini. Sebarang maklum balas dan cadangan untuk penambahbaikan penerbitan ini pada masa akan datang amat dihargai.

Dato' Sri Dr. Mohd Uzir Mahidin

Ketua Perangkawan Malaysia

September 2023

PREFACE



This publication presents monthly statistics on sales value, number of employees and salaries & wages based on the Monthly Manufacturing Survey. The main objective of this publication is to provide statistics on the latest trends of the Manufacturing sector to assist users in the planning, formulation of policies and decision making.

The summary findings and detailed statistical tables are highlighted in the first and second part of this publication respectively. Meanwhile, the technical aspects used such as scope and coverage and concepts and definitions are provided in the third part to assist users to understand the published statistics.

The Department of Statistics, Malaysia gratefully acknowledges the co-operation rendered by the respondents as well as all parties who have contributed directly and indirectly in making this publication a success. Any feedback and suggestion towards improving future publication is highly appreciated.

Dato' Sri Dr. Mohd Uzir Mahidin

Chief Statistician Malaysia

September 2023



	Muka Surat <i>Page</i>
Kata Pengantar / Preface	i - ii
Kandungan / Contents	iii - iv
Kalendar Awalan Keluaran 2023 / Advance Release Calendar 2023	v
Penemuan Utama / Main Findings	
Ringkasan Penemuan Perangkaan Pembuatan Bulanan (PPB), September 2023 <i>Summary of Findings Monthly Manufacturing Statistics (MMS), September 2023</i>	1 - 8
Jadual / Tables	
1 Perangkaan Utama Bagi Sektor Pembuatan <i>Principal Statistics of Manufacturing Sector</i>	9
1.1a Nilai Jualan Sektor Pembuatan Mengikut Subsektor <i>Sales Value of Manufacturing Sector by Sub-sector</i>	10 - 13
1.1b Nilai Jualan Sektor Pembuatan Mengikut Subsektor: Perubahan Peratusan Tahunan <i>Sales Value of Manufacturing Sector by Sub-sector: Annual Percentage Change</i>	14 - 15
1.1c Nilai Jualan Sektor Pembuatan Mengikut Subsektor: Perubahan Peratusan Bulanan/Suku Tahunan <i>Sales Value of Manufacturing Sector by Sub-sector: Monthly/Quarterly Percentage Change</i>	16 - 17
1.2a Bilangan Pekerja Bergaji Sektor Pembuatan Mengikut Subsektor <i>Number of Paid Employees of Manufacturing Sector by Sub-sector</i>	18 - 21
1.2b Bilangan Pekerja Bergaji Sektor Pembuatan Mengikut Subsektor: Perubahan Peratusan Tahunan <i>Number of Paid Employees of Manufacturing Sector by Sub-sector: Annual Percentage Change</i>	22 - 23
1.2c Bilangan Pekerja Bergaji Sektor Pembuatan Mengikut Subsektor: Perubahan Peratusan Bulanan/Suku Tahunan <i>Number of Paid Employees of Manufacturing Sector by Sub-sector: Monthly/Quarterly Percentage Change</i>	24 - 25
1.3a Gaji dan Upah yang Dibayar Sektor Pembuatan Mengikut Subsektor <i>Salaries and Wages Paid of Manufacturing Sector by Sub-sector</i>	26 - 29
1.3b Gaji dan Upah yang Dibayar Sektor Pembuatan Mengikut Subsektor: Perubahan Peratusan Tahunan <i>Salaries and Wages Paid of Manufacturing Sector by Sub-sector: Annual Percentage Change</i>	30 - 31



	Muka Surat <i>Page</i>
Jadual / Tables	
1.3c Gaji dan Upah yang Dibayar Sektor Pembuatan Mengikut Subsektor: Perubahan Peratusan Bulanan/Suku Tahunan <i>Salaries and Wages Paid of Manufacturing Sector by Sub-sector: Monthly/Quarterly Percentage Change</i>	32 - 33
1.4a Nilai Jualan Sektor Pembuatan Mengikut Kumpulan <i>Sales Value of Manufacturing Sector by Group</i>	34 - 49
1.4b Nilai Jualan Sektor Pembuatan Mengikut Kumpulan: Perubahan Peratusan Tahunan <i>Sales Value of Manufacturing Sector by Group: Annual Percentage Change</i>	50 - 57
1.4c Nilai Jualan Sektor Pembuatan Mengikut Kumpulan: Perubahan Peratusan Bulanan/Suku Tahunan <i>Sales Value of Manufacturing Sector by Group: Monthly/Quarterly Percentage Change</i>	58 - 65
1.5a Bilangan Pekerja Bergaji Sektor Pembuatan Mengikut Kumpulan <i>Number of Paid Employees of Manufacturing Sector by Group</i>	66 - 81
1.5b Bilangan Pekerja Bergaji Sektor Pembuatan Mengikut Kumpulan: Perubahan Peratusan Tahunan <i>Number of Paid Employees of Manufacturing Sector by Group: Annual Percentage Change</i>	82 - 89
1.5c Bilangan Pekerja Bergaji Sektor Pembuatan Mengikut Kumpulan: Perubahan Peratusan Bulanan/Suku Tahunan <i>Number of Paid Employees of Manufacturing Sector by Group: Monthly/Quarterly Percentage Change</i>	90 - 97
1.6a Gaji dan Upah yang Dibayar Sektor Pembuatan Mengikut Kumpulan <i>Salaries and Wages Paid of Manufacturing Sector by Group</i>	98 - 105
1.6b Gaji dan Upah yang Dibayar Sektor Pembuatan Mengikut Kumpulan: Perubahan Peratusan Tahunan <i>Salaries and Wages Paid of Manufacturing Sector by Group: Annual Percentage Change</i>	106 - 113
1.6c Gaji dan Upah yang Dibayar Sektor Pembuatan Mengikut Kumpulan: Perubahan Peratusan Bulanan/Suku Tahunan <i>Salaries and Wages Paid of Manufacturing Sector by Group: Monthly/Quarterly Percentage Change</i>	114 - 121
2 Pengeluaran Produk Utama dalam Industri Pembuatan yang Terpilih <i>Production of Major Products in Selected Manufacturing Industries</i>	122 - 130
Nota Teknikal / Technical Notes	131 - 144

KALENDAR KELUARAN AWALAN 2023 / ADVANCE RELEASE CALENDAR 2023



Bulan rujukan / Reference month	Tarikh / Date
Januari 2023 / January 2023	13.03.2023
Februari 2023 / February 2023	11.04.2023
Mac 2023 / March 2023	09.05.2023
April 2023 / April 2023	09.06.2023
Mei 2023 / May 2023	12.07.2023
Jun 2023 / June 2023	08.08.2023
Julai 2023 / July 2023	11.09.2023
Ogos 2023 / August 2023	12.10.2023
September 2023 / September 2023	07.11.2023
Oktober 2023 / October 2023	11.12.2023
November 2023 / November 2023	11.01.2024
Disember 2023 / December 2023	07.02.2024

Nota / Notes:

Kenyataan akhbar dihantar kepada pihak media pada tarikh pengeluaran dengan masa embargo ditetapkan bagi penyiaran. Kenyataan akhbar tersebut disiarkan selepas masa embargo di portal Jabatan Perangkaan Malaysia (<http://www.dosm.gov.my>)

A press statement is issued to the media on the date of release with a specified embargo time for release. The press statement is posted after the embargo time on the portal of Department of Statistics Malaysia (<http://www.dosm.gov.my>)

Muka surat ini sengaja dibiarkan kosong
This page is deliberately left blank



RINGKASAN PENEMUAN

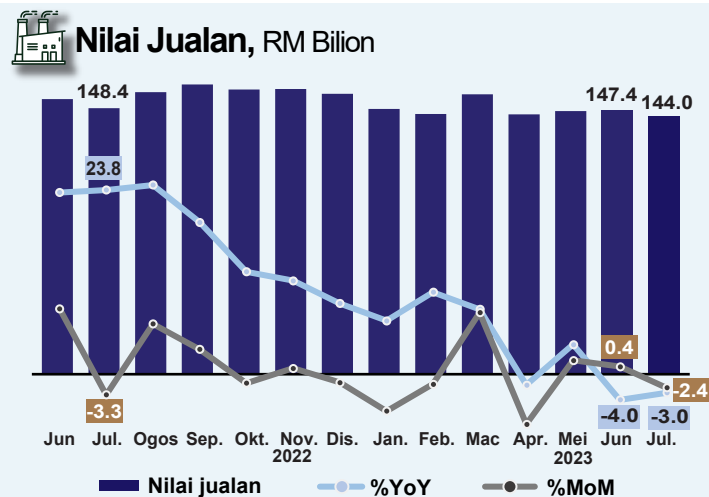
Summary of Findings

Muka surat ini sengaja dibiarkan kosong
This page is deliberately left blank



PERANGKAAAN PEMBUATAN JULAI 2023

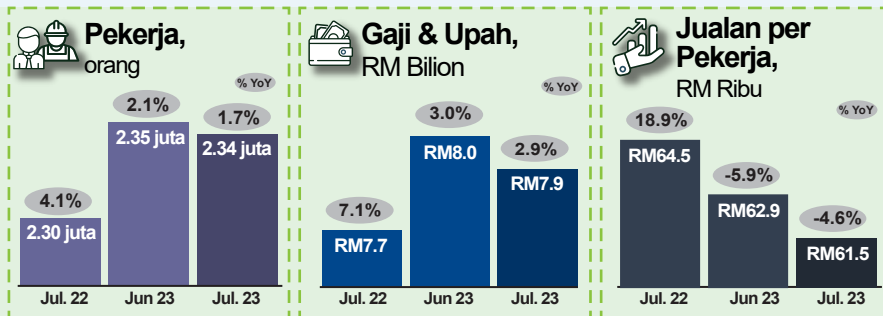
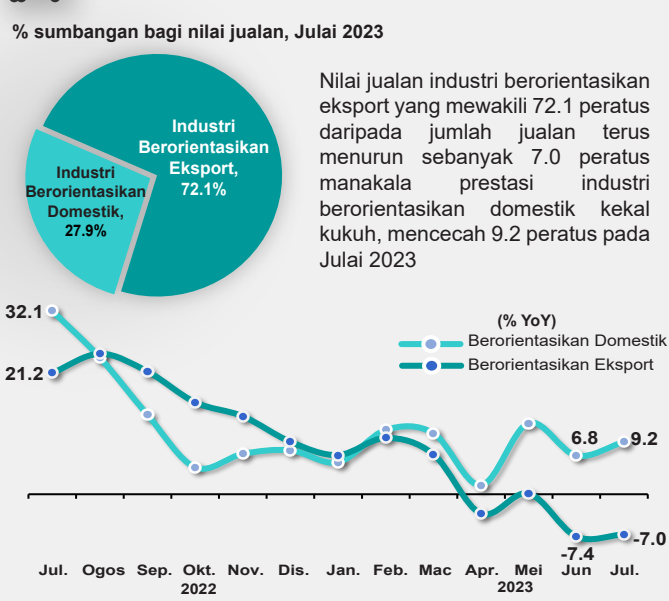
Nilai jualan sektor Pembuatan berjumlah RM144.0 bilion, menurun sebanyak 3.0 peratus pada Julai 2023
Seramai 2.34 juta orang pekerja dalam sektor ini dengan gaji dan upah dibayar berjumlah RM7.9 bilion



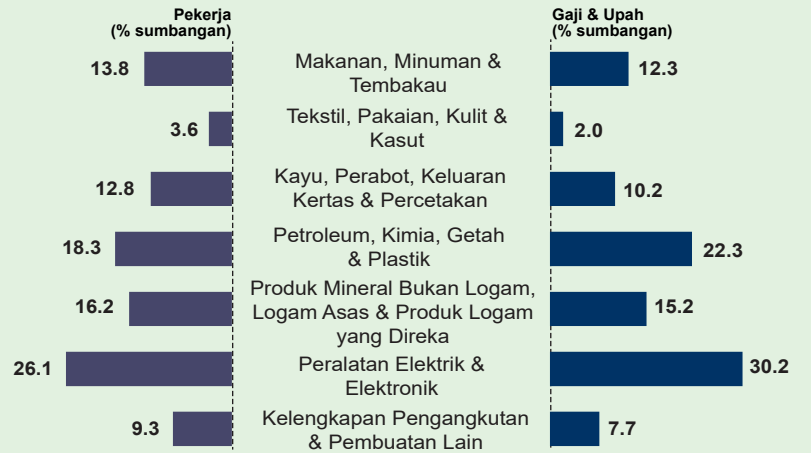
Lebih daripada dua pertiga daripada nilai jualan Pembuatan disumbangkan oleh subsektor Peralatan Elektrik & Elektronik (33.8%); Petroleum, Kimia, Getah & Plastik (27.0%); dan Makanan, Minuman & Tembakau (16.9%)

Subsektor	% Sumbangan	% YoY	% MoM
Produk Elektrik & Elektronik	33.8%	4.7%	-6.2%
Petroleum, Kimia, Getah & Plastik	27.0%	-15.3%	-0.7%
Makanan, Minuman & Tembakau	16.9%	-7.8%	-2.3%

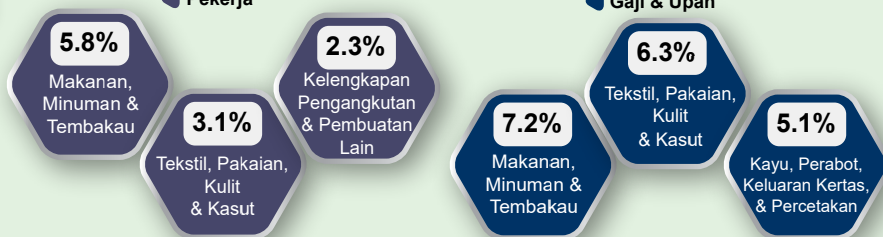
Industri Berorientasikan Eksport dan Domestik



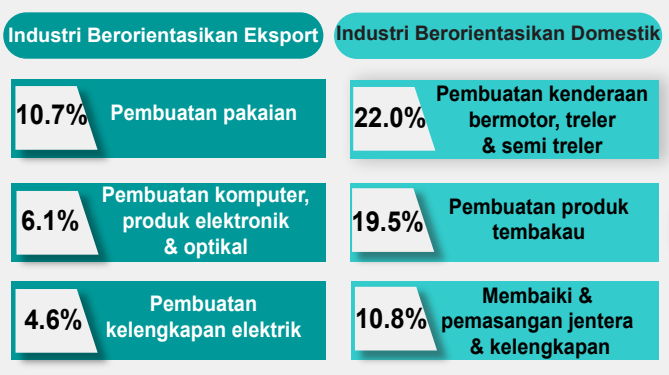
Bilangan Pekerja dan Gaji & Upah mengikut Subsektor, Julai 2023



Tiga subsektor teratas dengan pertumbuhan tahun ke tahun tertinggi, Julai 2023



Industri teratas dengan pertumbuhan tahun ke tahun tertinggi, Julai 2023



%YoY: Peratus perubahan tahun ke tahun
 %MoM: Peratus perubahan bulan ke bulan

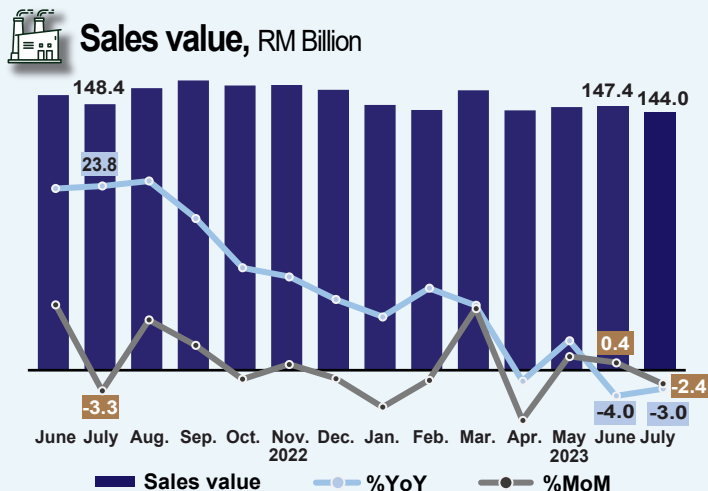
Sumber: Perangkaan Pembuatan Malaysia, Julai 2023, Jabatan Perangkaan Malaysia (DOSM)



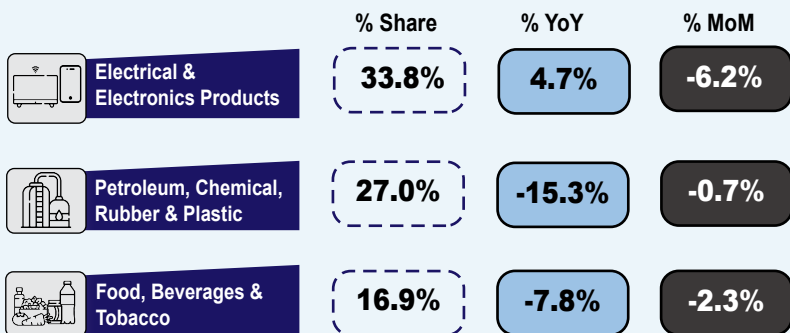
MINISTRY OF ECONOMY
DEPARTMENT OF STATISTICS MALAYSIA

MANUFACTURING STATISTICS JULY 2023

The sales value of the Manufacturing sector amounted to RM144.0 billion, decreased by 3.0 per cent in July 2023
A total of 2.34 million persons engaged in this sector with salaries and wages paid amounting to RM7.9 billion

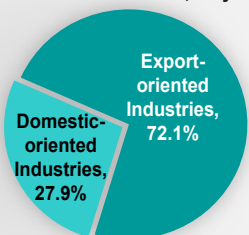


More than two-thirds of Manufacturing sales value was contributed by Electrical & Electronics Products (33.8%); Petroleum, Chemical, Rubber & Plastic (27.0%); and Food, Beverages & Tobacco (16.9%) sub-sectors

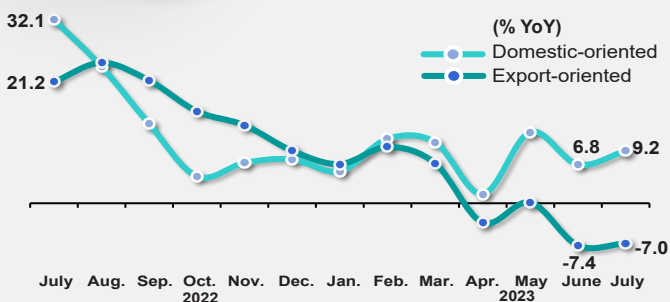


Export and Domestic-oriented Industries

% share of sales value, July 2023



The sales value of export-oriented industries which represented 72.1 per cent of total sales continued to decline by 7.0 per cent while the performance of domestic-oriented industries remained vigorous, reaching 9.2 per cent in July 2023



Top industries with the strongest year-on-year growth, July 2023

Export-oriented Industries

10.7% Manufacture of wearing apparel

6.1% Manufacture of computer, electronics & optical products

4.6% Manufacture of electrical equipment

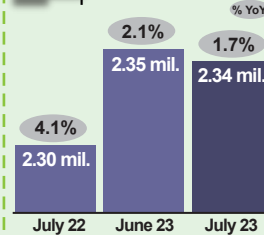
Domestic-oriented Industries

22.0% Manufacture of motor vehicles, trailers & semi-trailers

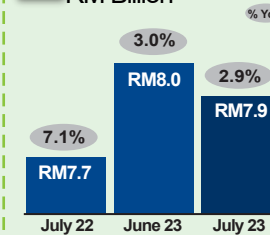
19.5% Manufacture of tobacco products

10.8% Repair & installation of machinery & equipment


Employees, persons



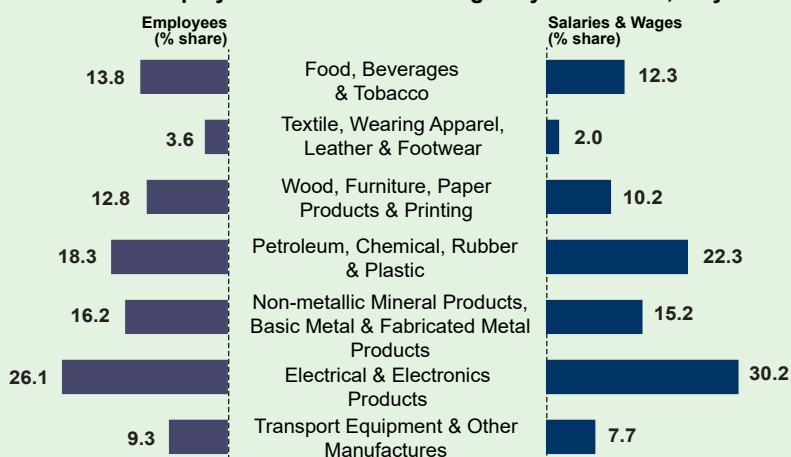
Salaries & Wages, RM Billion



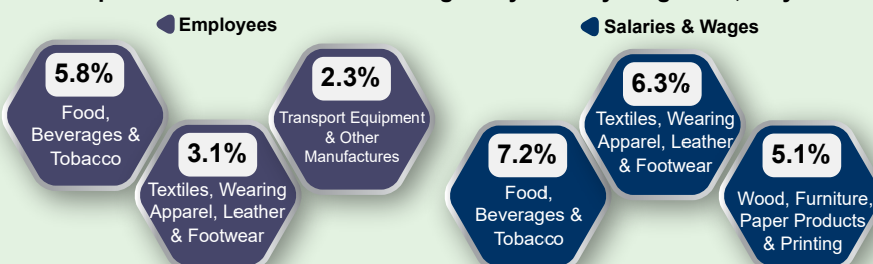
Sales per Employee, RM Thousand



Number of Employees and Salaries & Wages by Sub-sector, July 2023



Top three sub-sectors with the highest year-on-year growth, July 2023



%YoY: Percentage change year-on-year
%MoM: Percentage change month-on-month

Source: Manufacturing Statistics Malaysia, July 2023, Department of Statistics Malaysia (DOSM)

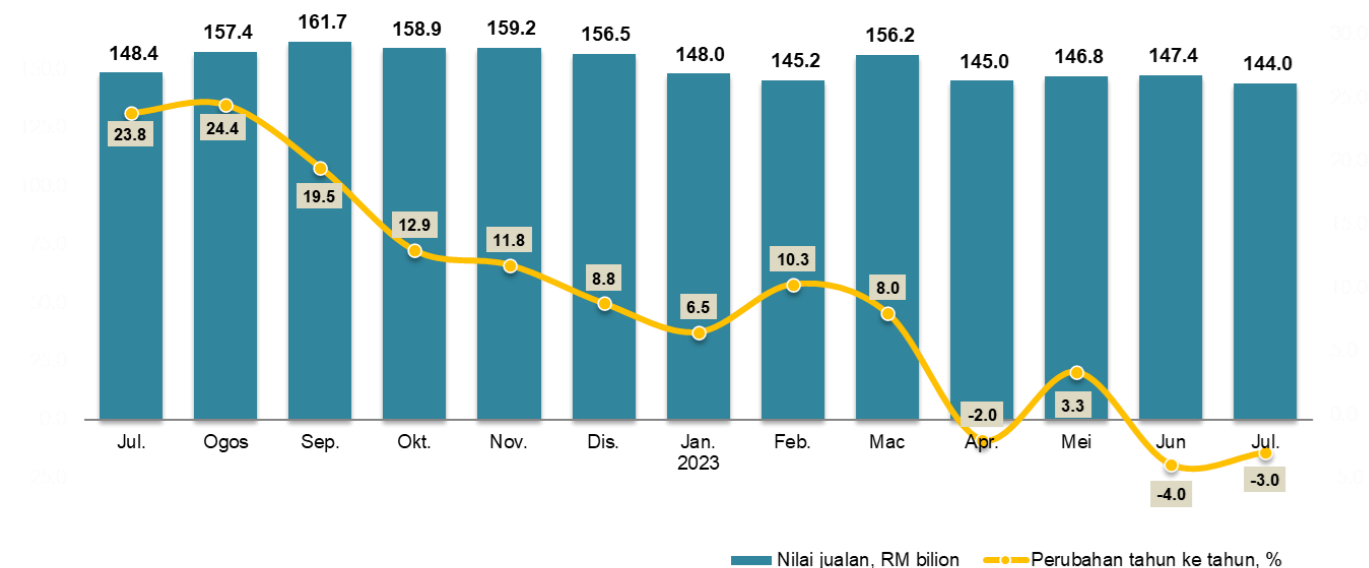
PRESTASI SEKTOR PEMBUATAN JULAI 2023

1.0 NILAI JUALAN SEKTOR PEMBUATAN

Nilai jualan sektor Pembuatan Malaysia pada bulan Julai 2023 berjumlah RM144.0 bilion, menurun 3.0 peratus berbanding RM148.4 bilion yang dilaporkan pada tahun lalu (Carta 1). Berbanding dengan bulan sebelumnya, nilai jualan menyusut 2.4 peratus (Jun 2023: RM147.4 bilion) manakala nilai jualan pelarasan bermusim berkurang 1.6 peratus.

Penyusutan nilai jualan tersebut dipengaruhi oleh penurunan sebanyak 15.3 peratus yang dicatatkan dalam subsektor Petroleum, kimia, getah & plastik, disamping kejatuhan dalam subsektor Makanan, minuman & tembakau (-7.8%) dan Produk kayu, perabot, keluaran kertas & percetakan (-0.6%).

Carta 1: Nilai Jualan Sektor Pembuatan, Julai 2022 - Julai 2023



*** Nota:**

- Laporan ini boleh diperolehi daripada laman portal Jabatan Perangkaan Malaysia (<https://www.dosm.gov.my>) di bawah ruangan: **Siaran Terkini**.
- Data bagi bulan Julai 2023 merupakan data **awalan**. Data ini akan dikemaskini berdasarkan data terkini yang diperolehi dan akan diterbitkan dalam penerbitan bulan Ogos 2023.

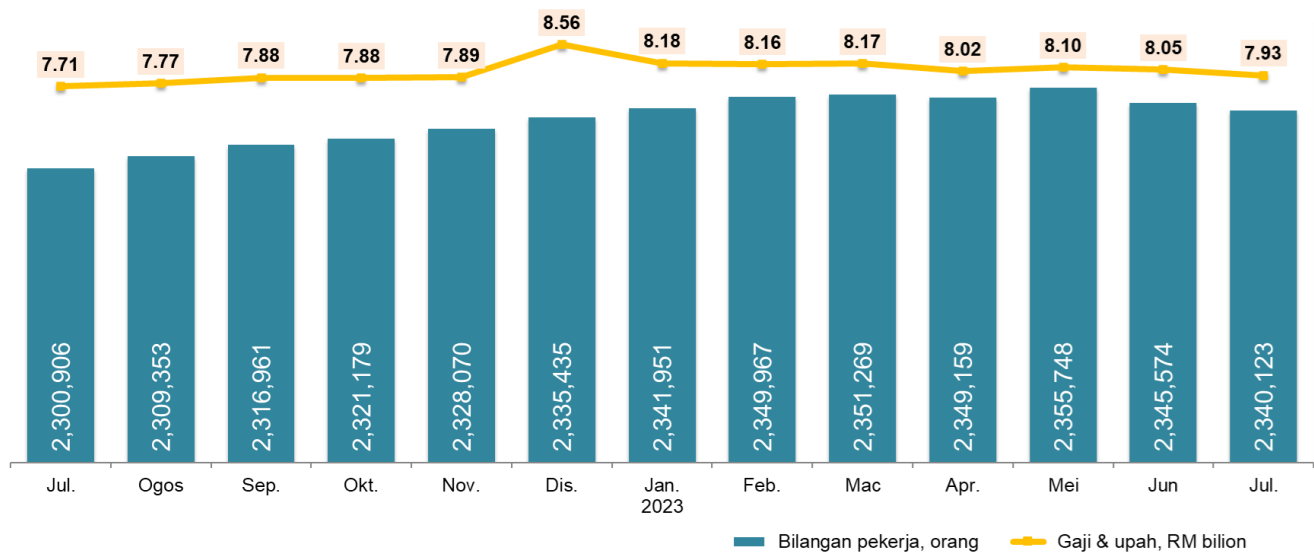
2.0 BILANGAN PEKERJA

Seramai 2.34 juta orang pekerja yang terlibat dalam sektor Pembuatan pada Julai 2023, bertambah sebanyak 1.7 peratus berbanding 2.30 juta orang yang dicatatkan setahun lalu. Kenaikan ini didorong terutamanya oleh subsektor Makanan, minuman & tembakau (5.8%), Peralatan elektrik & elektronik (1.1%); dan Produk kayu, perabot, keluaran kertas & percetakan (2.1%). Berbanding bulan sebelumnya, bilangan pekerja dalam sektor ini merosot sebanyak 0.2 peratus.

3.0 GAJI & UPAH

Selaras dengan peningkatan bilangan pekerja, gaji & upah yang dibayar dalam sektor Pembuatan meningkat sebanyak 2.9 peratus tahun ke tahun yang berjumlah RM7.9 bilion pada Julai 2023. Bagi perbandingan bulan ke bulan, gaji & upah menurun 1.5 peratus daripada RM8.0 bilion yang direkodkan pada Jun 2023.

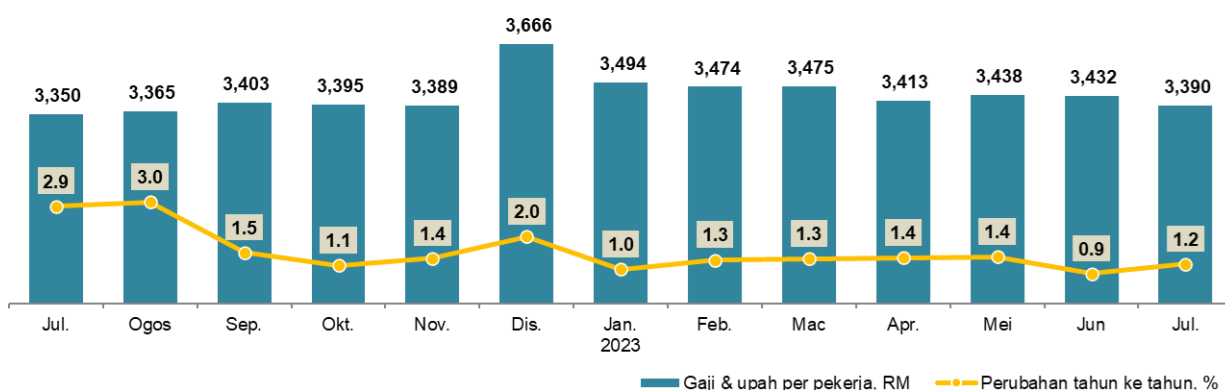
Carta 2: Bilangan Pekerja dan Gaji & Upah Sektor Pembuatan, Julai 2022 - Julai 2023



4.0 PURATA GAJI & UPAH PER PEKERJA

Purata gaji & upah yang dibayar bagi setiap pekerja pada bulan Julai 2023 adalah sebanyak RM3,390, tumbuh 1.2 peratus tahun ke tahun (Julai 2022: RM3,350) seperti yang dipaparkan di Carta 3. Namun begitu, purata gaji & upah bagi setiap pekerja berkurang 1.2 peratus berbanding bulan sebelum (Jun 2023: RM3,432).

Carta 3: Gaji & Upah Per Pekerja Sektor Pembuatan, Julai 2022 - Julai 2023



5.0 NILAI JUALAN PER PEKERJA

Nilai jualan bagi setiap pekerja pada Julai 2023 menurun 4.6 peratus kepada RM61,518 berbanding RM64,510 pada bulan yang sama tahun sebelumnya (Carta 4). Pada masa yang sama, purata nilai jualan bagi setiap pekerja menurun 2.1 peratus berbanding Jun 2023.

Carta 4: Nilai Jualan Per Pekerja Sektor Pembuatan, Julai 2022 - Julai 2023



6.0 PRESTASI BAGI TEMPOH JANUARI - JULAI 2023

Prestasi keseluruhan bagi Januari hingga Julai 2023, nilai jualan sektor Pembuatan meningkat sebanyak 2.5 peratus, mencatatkan RM1,032.6 bilion berbanding tempoh yang sama tahun sebelumnya. Sementara itu, bilangan pekerja bertambah 1.7 peratus untuk merekodkan seramai 2.34 juta orang dengan gaji & upah meningkat 3.8 peratus kepada RM56.6 bilion.

Selain itu, nilai jualan setiap pekerja mencatatkan pertumbuhan sebanyak 0.8 peratus, berjumlah RM441,255 bagi tujuh bulan pertama tahun 2023. Butiran terperinci seperti ditunjukkan di Jadual A.

Jadual A: Nilai Jualan, Bilangan Pekerja, Gaji & Upah dan Nilai Jualan per Pekerja, Januari - Julai 2022 dan 2023

Perangkaan Pembuatan Bulanan	Januari - Julai		% Perubahan
	2022	2023	
Nilai Jualan (RM juta)	1,007,218.1	1,032,591.8	2.5
Bilangan Pekerja	2,300,906	2,340,123	1.7
Gaji & Upah (RM juta)	54,539.9	56,614.2	3.8
Nilai Jualan Per Pekerja (RM)	437,749	441,255	0.8

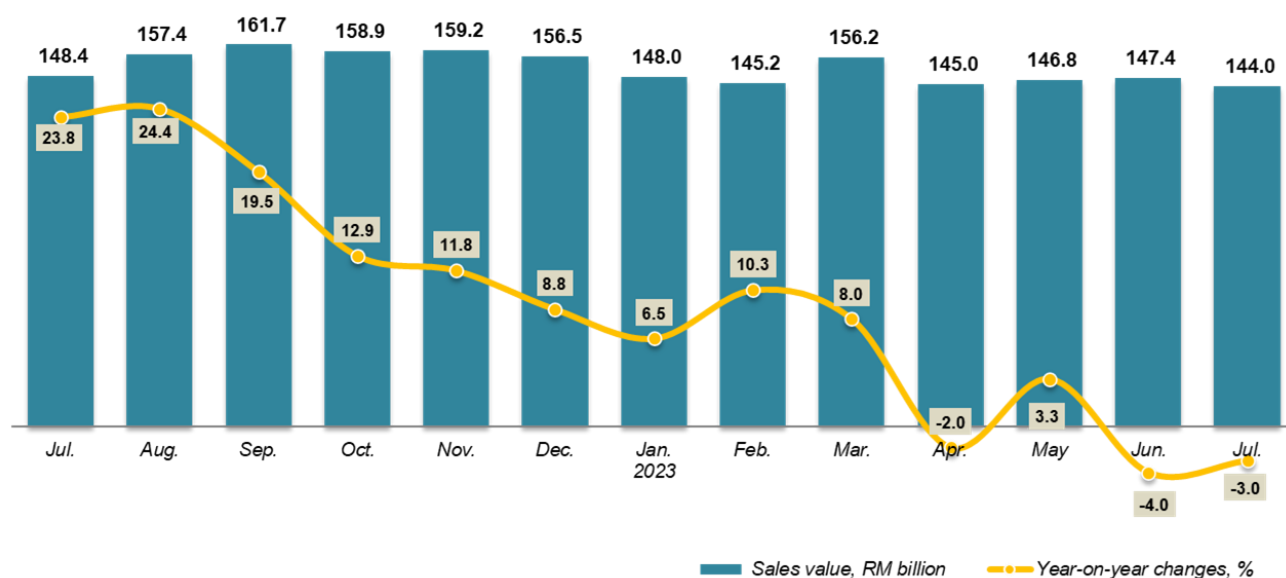
MANUFACTURING SECTOR PERFORMANCE IN JULY 2023

1.0 SALES VALUE OF THE MANUFACTURING SECTOR

Malaysia's Manufacturing sales value in July 2023 stood at RM144.0 billion, declined 3.0 per cent as compared to RM148.4 billion which reported a year ago (Chart 1). In comparison with the previous month, the sales value decreased by 2.4 per cent (June 2023: RM147.4 billion) while seasonally adjusted sales value decreased 1.6 per cent.

The contraction in sales value was attributed by the fall of 15.3 per cent registered in Petroleum, chemical, rubber & plastic sub-sector, as well as the decline in Food, beverages & tobacco (-7.8%) and Wood, furniture, paper products & printing (-0.6%) sub-sectors.

Chart 1: Sales Value of the Manufacturing Sector, July 2022 – July 2023



*** Notes:**

- This report can be accessed through the web portal of the Department of Statistics, Malaysia (<https://www.dosm.gov.my>) under the section: **Latest Releases**.
- Data for July 2023 is **provisional**. The data will be updated based on the latest available figures and subsequently published in the August 2023 publication.

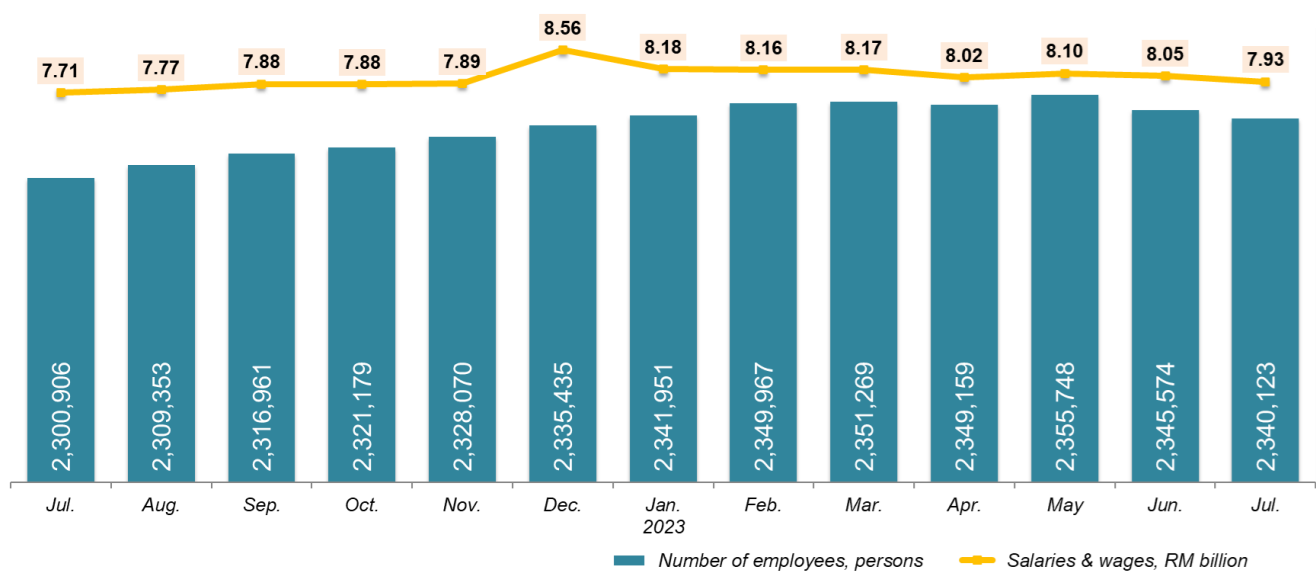
2.0 NUMBER OF EMPLOYEES

There were 2.34 million persons engaged in the Manufacturing sector in July 2023, increased by 1.7 per cent as against 2.30 million persons registered a year ago. The rise was mainly supported by the Food, beverages & tobacco (5.8%); Electrical & electronics products (1.1%); and Wood, furniture, paper products & printing (2.1%) sub-sectors. As compared to the preceding month, the number of employees in this sector dropped by 0.2 per cent.

3.0 SALARIES & WAGES

In line with the increase in the number of employees, the salaries & wages paid in the Manufacturing sector increased by 2.9 per cent year-on-year, which amounted to RM7.9 billion in July 2023. In a month-on-month comparison, the salaries & wages reduced by 1.5 per cent from RM8.0 billion which was recorded in June 2023.

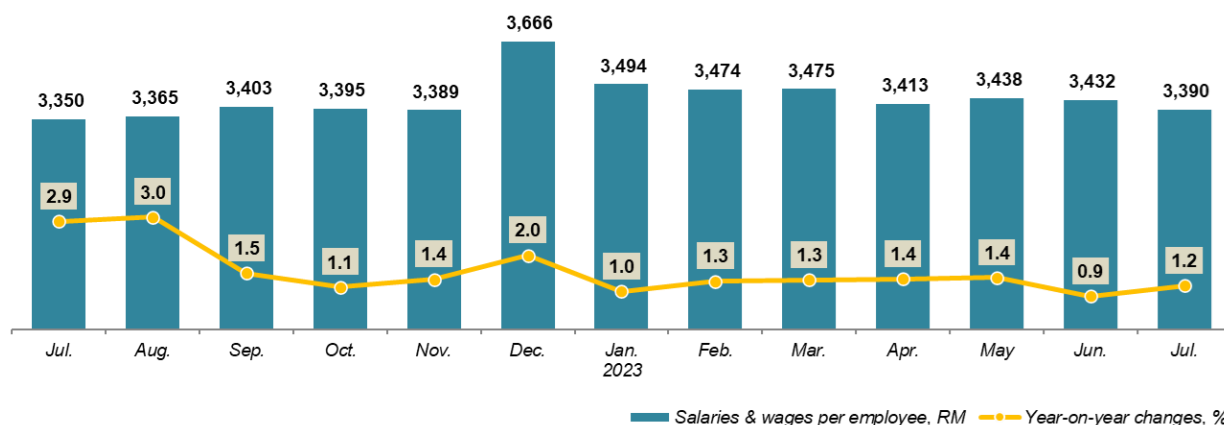
Chart 2: Number of Employees and Salaries & Wages in Manufacturing Sector, July 2022 - July 2023



4.0 AVERAGE SALARIES & WAGES PER EMPLOYEE

The average salaries & wages paid per employee in July 2023 was RM3,390, grew by 1.2 per cent year-on-year (July 2022: RM3,350) as depicted in Chart 3. Nonetheless, average salaries & wages paid per employee slipped by 1.2 per cent as compared to the preceding month (June 2023: RM3,432).

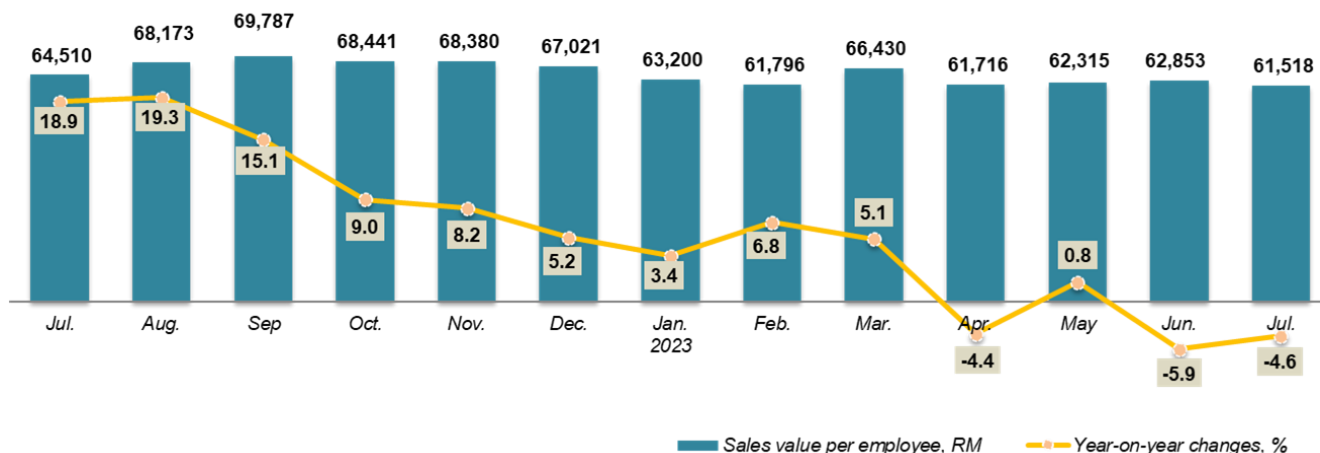
Chart 3: Salaries & Wages per Employee in Manufacturing Sector, July 2022 – July 2023



5.0 SALES VALUE PER EMPLOYEE

The sales value per employee in July 2023 declined by 4.6 per cent to RM61,518 as compared to RM64,510 in the same month of the previous year (Chart 4). On the same note, the average sales value per employee declined 2.1 per cent as compared to June 2023.

Chart 4: Sales Value per Employee in Manufacturing Sector, July 2022 - July 2023



6.0 PERFORMANCE IN THE PERIOD OF JANUARY - JULY 2023



Overall performance for January to July 2023, sales value of the Manufacturing sector rose by 2.5 per cent, to register RM1,032.6 billion as against the same period of the preceding year. Meanwhile, the number of employees added by 1.7 per cent to record a total of 2.34 million persons with salaries & wages grew by 3.8 per cent to RM56.6 billion.

Besides that, sales value per employee registered a growth of 0.8 per cent, amounting to RM441,255 for the first seven months of 2023. The details as per shown in Table A.

Table A: Sales Value, Number of Employees, Salaries & Wages and Sales Value per Employee, January - July 2022 and 2023

Monthly Manufacturing Statistics	January - July		% Change
	2022	2023	
Sales Value (RM million)	1,007,218.1	1,032,591.8	2.5
Number of Employees	2,300,906	2,340,123	1.7
Salaries & Wages (RM million)	54,539.9	56,614.2	3.8
Sales Value per Employee (RM)	437,749	441,255	0.8



JADUAL

Tables

Muka surat ini sengaja dibiarkan kosong
This page is deliberately left blank

Jadual 1 : Perangkaan Utama Sektor Pembuatan
Table 1 : Principal Statistics of Manufacturing Sector

Tempoh Period	Nilai Jualan Produk Yang Dibuat Sendiri (Di Kilang) Sales value of own (Ex-factory) (RM Juta/Million)				Bilangan Pekerja Bergaji Pada Akhir Tempoh Number of employees engaged at end of period				Gaji & Upah Yang Dibayar Salaries & wages paid (RM Juta/Million)				
	Data Asal (Original Data)	% YoY	Pelarasan Musim (Seasonally Adjusted)	% MoM	Data Asal (Original Data)	% YoY	Pelarasan Musim (Seasonally Adjusted)	% MoM	Data Asal (Original Data)	% YoY	Pelarasan Musim (Seasonally Adjusted)	% MoM	
2020	1,346,620	-2.1			2,199,195	-2.0			87,194	-1.1			
2021	1,554,738	15.5			2,259,619	2.7			89,830	3.0			
2022	1,800,930	15.8			2,335,435	3.4			94,528	5.2			
2022	Q1	415,298	12.8		2,287,325	2.4			23,513	4.1			
	Q2	443,489	17.4		2,297,905	3.7			23,318	5.2			
	Q3	467,562	22.5		2,316,961	3.8			23,364	6.7			
	Q4	474,582	11.1		2,335,435	3.4			24,332	5.0			
2023	Q1	449,424	8.2		2,351,269	2.8			24,517	4.3			
	Q2	439,208	-1.0		2,345,574	2.1			24,165	3.6			
2022	(Jan. - Jul.)	1,007,218	16.3		2,300,906	4.1			54,540	5.0			
2023	(Jan. - Jul.)	1,032,592	2.5		2,340,123	1.7			56,614	3.8			
2022	Jan.	138,986	13.1	135,764	-1.8	2,274,146	2.2	2,250,916	-0.8	7,865	4.1	7,650	-1.7
	Feb.	131,703	11.2	142,979	5.3	2,275,927	2.1	2,260,870	0.4	7,805	3.9	7,737	1.1
	Mac	144,610	13.9	145,074	1.5	2,287,325	2.4	2,278,552	0.8	7,843	4.4	7,750	0.2
	Apr.	147,942	13.2	150,533	3.8	2,291,470	2.5	2,284,548	0.3	7,715	4.5	7,780	0.4
	Mei	142,043	15.7	148,877	-1.1	2,296,686	2.7	2,291,782	0.3	7,787	5.0	7,876	1.2
	Jun	153,503	23.4	159,199	6.9	2,297,905	3.7	2,307,458	0.7	7,816	6.2	7,932	0.7
	Jul.	148,431	23.8	148,440	-6.8	2,300,906	4.1	2,308,756	0.1	7,709	7.1	7,832	-1.3
	Ogo.	157,436	24.4	155,540	4.8	2,309,353	4.3	2,318,977	0.4	7,771	7.5	7,887	0.7
	Sep.	161,694	19.5	156,509	0.6	2,316,961	3.8	2,322,303	0.1	7,885	5.4	7,948	0.8
	Okt.	158,864	12.9	151,810	-3.0	2,321,179	3.6	2,332,258	0.4	7,881	4.8	7,972	0.3
	Nov.	159,194	11.8	154,921	2.0	2,328,070	3.3	2,336,176	0.2	7,890	4.7	8,033	0.8
	Dis.	156,524	8.8	150,474	-2.9	2,335,435	3.4	2,343,497	0.3	8,562	5.4	8,131	1.2
2023	Jan.	148,010	6.5	144,787	-3.9	2,341,951	3.0	2,317,914	-1.1	8,183	4.0	7,939	-2.4
	Feb.	145,219	10.3	156,489	8.1	2,349,967	3.3	2,334,559	0.7	8,164	4.6	8,056	1.5
	Mac	156,194	8.0	155,778	-0.5	2,351,269	2.8	2,340,713	0.3	8,170	4.2	8,098	0.5
	Apr.	144,981	-2.0	146,680	-5.8	2,349,159	2.5	2,344,025	0.1	8,017	3.9	8,127	0.4
	Mei	146,799	3.3	154,734	5.5	2,355,748	2.6	2,357,728	0.6	8,100	4.0	8,207	1.0
	Jun	147,427	-4.0	151,271	-2.2	2,345,574	2.1	2,358,024	0.0	8,049	3.0	8,169	-0.5
	Jul.	143,960	-3.0	148,796	-1.6	2,340,123	1.7	2,352,829	-0.2	7,932	2.9	8,097	-0.9

Jadual **1.1a** : Nilai Jualan Sektor Pembuatan Mengikut Subsektor
 Table : Sales Value of Manufacturing Sector by Sub-sector

Subsektor Sub-sector	2021	2022	2022
			Q1
1. Makanan, minuman dan tembakau	283,918	320,222	68,843
<i>Food, beverages and tobacco</i>			
10 Pembuatan produk makanan <i>Manufacture of food products</i>	270,349	304,095	64,627
11 Pembuatan minuman <i>Manufacture of beverages</i>	10,629	12,717	3,198
12 Pembuatan produk tembakau <i>Manufacture of tobacco products</i>	2,940	3,410	1,018
2. Tekstil, pakaian, kulit dan kasut	21,954	23,642	6,095
<i>Textiles, wearing apparel, leather and footwear</i>			
13 Pembuatan tekstil <i>Manufacture of textiles</i>	10,728	11,652	2,959
14 Pembuatan pakaian <i>Manufacture of wearing apparel</i>	9,037	9,352	2,456
15 Pembuatan produk kulit dan barangan bfrkaitan <i>Manufacture of leather and related products</i>	2,189	2,638	680
3. Produk kayu, perabot, keluaran kertas dan percetakan	76,494	84,965	23,179
<i>Wood products, furniture, paper products and printing</i>			
16 Pembuatan kayu dan produk kayu dan gabus, kecuali perabot; pembuatan bagi artikel jerami dan bahan-bahan anyaman <i>Manufacture of wood and products of wood and cork, except furniture; manufacture of articles of straw and plaiting materials</i>	23,028	25,894	7,805
17 Pembuatan kertas dan produk kertas <i>Manufacture of paper and paper products</i>	25,788	28,260	6,810
18 Percetakan dan penerbitan semula media rakaman <i>Printing and reproduction of recorded media</i>	12,098	13,709	3,547
31 Pembuatan perabot <i>Manufacture of furniture</i>	15,579	17,101	5,017
4. Petroleum, kimia, getah dan plastik	432,121	499,207	108,256
<i>Petroleum, chemical, rubber and plastic</i>			
19 Pembuatan kok dan produk petroleum bfrtapis <i>Manufacture of coke and refined petroleum products</i>	175,557	249,901	45,669
20 Pembuatan kimia dan produk kimia <i>Manufacture of chemicals and chemical products</i>	102,329	111,585	29,024
21 Pembuatan produk farmaseutikal asas, kimia perubatan dan botani <i>Manufacture of basic pharmaceutical products and pharmaceutical preparations</i>	9,185	10,181	2,412
22 Pembuatan produk getah dan plastik <i>Manufacture of rubber and plastics products</i>	145,049	127,540	31,151
5. Produk mineral bukan logam, logam asas dan produk logam yang direka	149,345	168,044	44,454
<i>Non-metallic mineral products, basic metal and fabricated metal products</i>			
23 Pembuatan produk galian bukan logam lain <i>Manufacture of other non-metallic mineral products</i>	42,773	49,285	13,189
24 Pembuatan logam asas <i>Manufacture of basic metals</i>	49,566	54,209	14,558
25 Pembuatan produk logam, kecuali mesin dan kelengkapan <i>Manufacture of fabricated metal products, except machinery and equipment</i>	57,006	64,550	16,707
6. Produk elektrik dan elektronik	483,198	581,527	135,344
<i>Electrical and electronic products</i>			
26 Pembuatan komputer, produk elektronik dan optikal <i>Manufacture of computer, electronics and optical products</i>	391,925	479,757	112,206
27 Pembuatan kelengkapan elektrik <i>Manufacture of electrical equipment</i>	48,489	56,049	12,827
28 Pembuatan jentera dan peralatan t.t.t.l. <i>Manufacture of machinery and equipment n.e.c.</i>	42,783	45,720	10,312
7. Kelengkapan pengangkutan dan pembuatan lain	107,710	123,324	29,128
<i>Transport equipment and other manufactures</i>			
29 Pembuatan kenderaan bfrmotor, treler dan semi treler <i>Manufacture of motor vehicles, trailers and semi-trailers</i>	77,384	89,220	20,785
30 Pembuatan kelengkapan pengangkutan lain <i>Manufacture of other transport equipment</i>	14,103	15,690	3,833
32 Pembuatan lain <i>Other manufacturing</i>	10,897	12,668	2,993
33 Pembaikan dan pemasangan jentera dan kelengkapan <i>Repair and installation of machinery and equipment</i>	5,326	5,746	1,517
Pembuatan	Jumlah		
<i>Manufacturing</i>	<i>Total</i>	1,554,738	1,800,930
			415,298

			2023		2022	2023
Q2	Q3	Q4	Q1	Q2	(Jan. - Jul.)	(Jan. - Jul.)
85,782	82,569	83,028	73,072	74,851	181,056	172,302
81,963	78,651	78,854	68,673	70,724	171,762	162,453
3,034	3,237	3,248	3,204	3,131	7,275	7,400
785	681	926	1,196	996	2,019	2,450
5,679	5,699	6,169	6,152	5,888	13,669	13,985
2,900	2,845	2,947	2,897	2,866	6,834	6,687
2,211	2,224	2,462	2,533	2,374	5,399	5,717
568	630	760	723	649	1,436	1,581
19,246	19,955	22,585	23,605	19,571	48,416	49,133
5,092	5,771	7,227	7,502	4,976	14,362	13,830
7,041	7,246	7,163	7,561	7,377	16,182	17,291
3,273	3,216	3,673	3,812	3,452	7,892	8,408
3,840	3,722	4,522	4,729	3,766	9,979	9,604
124,184	137,924	128,843	116,905	118,176	278,413	274,011
60,286	75,616	68,330	55,680	56,542	130,945	130,819
26,612	27,982	27,967	29,632	26,787	64,768	65,488
2,501	2,695	2,573	2,702	2,629	5,801	6,216
34,784	31,632	29,973	28,891	32,218	76,899	71,488
39,918	39,328	44,345	47,150	42,407	96,656	102,596
11,820	11,699	12,577	14,105	12,626	28,917	30,868
11,987	12,496	15,168	15,284	12,417	29,893	31,084
16,111	15,133	16,600	17,762	17,365	37,846	40,644
139,578	152,431	154,174	149,095	147,221	321,344	344,943
114,312	125,955	127,284	124,697	121,532	264,597	286,624
13,461	14,995	14,766	13,583	14,155	30,984	32,648
11,805	11,481	12,123	10,815	11,534	25,763	25,671
29,103	29,656	35,437	33,444	31,093	67,663	75,621
20,710	21,536	26,188	24,643	22,206	48,399	55,273
3,742	3,651	4,464	4,077	3,946	8,749	9,194
3,406	3,174	3,095	3,095	3,555	7,387	7,731
1,244	1,295	1,689	1,629	1,386	3,128	3,422
443,489	467,562	474,582	449,424	439,208	1,007,218	1,032,592

Jadual **1.1a** : Nilai Jualan Sektor Pembuatan Mengikut Subsektor (samb.)
 Table : Sales Value of Manufacturing Sector by Sub-sector (cont.)

Subsektor Sub-sector	2022							
	Jan.	Feb.	Mac	Apr.	Mei	Jun	Jul.	
1. Makanan, minuman dan tembakau <i>Food, beverages and tobacco</i>	23,842	22,349	22,652	27,949	28,597	29,236	26,431	
10 Pembuatan produk makanan <i>Manufacture of food products</i>	22,472	20,973	21,181	26,467	27,423	28,073	25,172	
11 Pembuatan minuman <i>Manufacture of beverages</i>	1,042	1,046	1,110	1,153	936	946	1,043	
12 Pembuatan produk tembakau <i>Manufacture of tobacco products</i>	327	330	361	329	239	218	216	
2. Tekstil, pakaian, kulit dan kasut <i>Textiles, wearing apparel, leather and footwear</i>	2,067	1,991	2,037	1,946	1,850	1,884	1,896	
13 Pembuatan tekstil <i>Manufacture of textiles</i>	1,012	959	988	963	928	1,009	975	
14 Pembuatan pakaian <i>Manufacture of wearing apparel</i>	825	809	822	787	736	689	732	
15 Pembuatan produk kulit dan barangan bfrkaitan <i>Manufacture of leather and related products</i>	230	223	227	196	186	186	189	
3. Produk kayu, perabot, keluaran kertas dan percetakan <i>Wood products, furniture, paper products and printing</i>	7,922	7,258	8,000	7,205	6,107	5,934	5,992	
16 Pembuatan kayu dan produk kayu dan gabus, kecuali perabot; pembuatan bagi artikel jerami dan bahan-bahan anyaman <i>Manufacture of wood and products of wood and cork, except furniture; manufacture of articles of straw and plaiting materials</i>	2,679	2,385	2,741	2,135	1,499	1,458	1,465	
17 Pembuatan kertas dan produk kertas <i>Manufacture of paper and paper products</i>	2,258	2,143	2,409	2,477	2,251	2,312	2,331	
18 Percetakan dan penerbitan semula media rakaman <i>Printing and reproduction of recorded media</i>	1,223	1,165	1,158	1,159	1,053	1,061	1,072	
31 Pembuatan perabot <i>Manufacture of furniture</i>	1,761	1,564	1,691	1,433	1,305	1,102	1,123	
4. Petroleum, kimia, getah dan plastik <i>Petroleum, chemical, rubber and plastic</i>	37,725	32,920	37,610	39,912	39,543	44,730	45,973	
19 Pembuatan kok dan produk petroleum bfrtapis <i>Manufacture of coke and refined petroleum products</i>	17,255	13,325	15,090	17,952	18,912	23,423	24,989	
20 Pembuatan kimia dan produk kimia <i>Manufacture of chemicals and chemical products</i>	9,640	9,437	9,947	8,803	8,684	9,126	9,132	
21 Pembuatan produk farmaseutikal asas, kimia perubatan dan botani <i>Manufacture of basic pharmaceutical products and pharmaceutical preparations</i>	819	764	829	834	752	915	888	
22 Pembuatan produk getah dan plastik <i>Manufacture of rubber and plastics products</i>	10,012	9,395	11,744	12,322	11,195	11,266	10,964	
5. Produk mineral bukan logam, logam asas dan produk logam yang direka <i>Non-metallic mineral products, basic metal and fabricated metal products</i>	15,328	14,309	14,816	14,454	12,833	12,631	12,285	
23 Pembuatan produk galian bukan logam lain <i>Manufacture of other non-metallic mineral products</i>	4,425	4,263	4,501	4,187	3,792	3,842	3,908	
24 Pembuatan logam asas <i>Manufacture of basic metals</i>	5,005	4,695	4,858	4,648	3,860	3,479	3,348	
25 Pembuatan produk logam, kecuali mesin dan kelengkapan <i>Manufacture of fabricated metal products, except machinery and equipment</i>	5,899	5,351	5,457	5,619	5,182	5,310	5,028	
6. Produk elektrik dan elektronik <i>Electrical and electronic products</i>	42,314	43,785	49,245	46,114	43,761	49,702	46,422	
26 Pembuatan komputer, produk elektronik dan optikal <i>Manufacture of computer, electronics and optical products</i>	34,327	36,431	41,448	37,516	35,887	40,908	38,080	
27 Pembuatan kelengkapan elektrik <i>Manufacture of electrical equipment</i>	4,383	4,018	4,426	4,552	4,206	4,704	4,696	
28 Pembuatan jentera dan peralatan t.t.t.l. <i>Manufacture of machinery and equipment n.e.c.</i>	3,605	3,336	3,372	4,046	3,668	4,091	3,647	
7. Kelengkapan pengangkutan dan pembuatan lain <i>Transport equipment and other manufactures</i>	9,788	9,091	10,250	10,363	9,353	9,387	9,433	
29 Pembuatan kenderaan bfrmotor, treler dan semi treler <i>Manufacture of motor vehicles, trailers and semi-trailers</i>	6,931	6,520	7,334	7,258	6,715	6,737	6,904	
30 Pembuatan kelengkapan pengangkutan lain <i>Manufacture of other transport equipment</i>	1,299	1,167	1,366	1,425	1,122	1,195	1,174	
32 Pembuatan lain <i>Other manufacturing</i>	1,047	960	986	1,154	1,158	1,095	988	
33 Pembaikan dan pemasangan jentera dan kelengkapan <i>Repair and installation of machinery and equipment</i>	511	443	563	526	358	360	367	
Pembuatan <i>Manufacturing</i>	Jumlah <i>Total</i>	138,986	131,703	144,610	147,942	142,043	153,503	148,431

2023											
Ogo.	Sep.	Okt.	Nov.	Dis.	Jan.	Feb.	Mac	Apr.	Mei	Jun	Jul.
27,728	28,410	27,863	27,247	27,918	24,911	24,273	23,888	24,399	25,494	24,959	24,379
26,370	27,109	26,423	25,848	26,583	23,470	22,881	22,322	22,922	24,070	23,733	23,056
1,114	1,080	1,140	1,076	1,032	1,047	1,043	1,114	1,118	1,049	964	1,065
243	222	301	323	303	394	349	452	359	376	262	258
1,908	1,895	1,965	2,083	2,122	2,068	2,018	2,066	1,966	1,997	1,926	1,944
950	920	947	983	1,017	984	938	975	945	969	952	925
744	748	770	834	858	840	847	846	798	806	770	810
215	227	247	266	247	245	233	245	223	221	204	209
6,741	7,222	7,320	7,636	7,629	7,747	7,716	8,142	7,112	6,592	5,867	5,958
2,068	2,238	2,364	2,417	2,446	2,480	2,415	2,607	2,027	1,611	1,338	1,352
2,456	2,459	2,442	2,350	2,372	2,418	2,505	2,639	2,584	2,437	2,356	2,354
1,054	1,090	1,070	1,323	1,280	1,262	1,284	1,266	1,189	1,132	1,131	1,143
1,163	1,436	1,444	1,547	1,531	1,587	1,512	1,630	1,312	1,411	1,042	1,109
46,633	45,318	44,279	43,441	41,123	41,517	35,956	39,432	38,663	40,314	39,198	38,930
25,665	24,961	24,433	23,259	20,637	21,738	16,662	17,279	18,063	19,413	19,065	18,598
9,704	9,146	8,766	9,344	9,857	9,802	9,627	10,203	8,726	9,101	8,960	9,069
893	914	879	860	834	875	885	942	898	821	910	885
10,371	10,296	10,202	9,977	9,794	9,101	8,782	11,008	10,976	10,979	10,263	10,378
13,172	13,871	14,185	14,728	15,432	15,584	15,563	16,003	15,047	13,943	13,417	13,038
3,955	3,836	3,830	4,285	4,462	4,587	4,675	4,843	4,381	4,131	4,114	4,137
4,154	4,994	5,054	5,040	5,075	4,942	5,048	5,293	4,737	4,081	3,599	3,384
5,063	5,041	5,301	5,404	5,896	6,055	5,840	5,867	5,930	5,731	5,704	5,518
51,511	54,497	52,549	51,466	50,160	45,026	49,203	54,866	47,937	47,443	51,840	48,627
42,451	45,424	43,597	42,630	41,058	36,749	41,275	46,672	39,465	38,922	43,145	40,395
5,109	5,190	5,059	4,832	4,875	4,583	4,401	4,598	4,595	4,653	4,907	4,910
3,951	3,883	3,893	4,003	4,227	3,693	3,527	3,595	3,877	3,868	3,789	3,322
9,743	10,481	10,703	12,592	12,142	11,158	10,489	11,797	9,856	11,016	10,220	11,084
7,101	7,532	7,646	9,421	9,122	8,243	7,701	8,699	6,654	8,107	7,444	8,425
1,189	1,288	1,519	1,513	1,432	1,324	1,264	1,489	1,461	1,243	1,242	1,172
1,049	1,137	998	1,064	1,033	1,061	1,012	1,021	1,164	1,264	1,128	1,081
404	524	541	594	554	530	511	589	578	402	406	407
157,436	161,694	158,864	159,194	156,524	148,010	145,219	156,194	144,981	146,799	147,427	143,960

Jadual **1.1b** : Nilai Jualan Sektor Pembuatan Mengikut Subsektor: Perubahan Peratusan Tahunan
 Table **1.1b** : Sales Value of Manufacturing Sector by Sub-sector: Annual Percentage Change

Subsektor Sub-sector	2021	2022	2022			2023		2022	2023			
			Q1	Q2	Q3	Q4	Q1	Q2	(Jan. - Jul.)	(Jan. - Jul.)		
1. Makanan, minuman dan tembakau <i>Food, beverages and tobacco</i>	12.7	12.8	16.3	16.5	13.0	6.5	6.1	-12.7	16.1	-4.8		
10 Pembuatan produk makanan <i>Manufacture of food products</i>	12.9	12.5	17.0	15.9	11.5	6.8	6.3	-13.7	15.7	-5.4		
11 Pembuatan minuman <i>Manufacture of beverages</i>	12.0	19.6	6.3	30.5	42.2	7.6	0.2	3.2	23.1	1.7		
12 Pembuatan produk tembakau <i>Manufacture of tobacco products</i>	-3.9	16.0	4.7	32.1	155.9	-16.4	17.4	27.0	22.8	21.4		
2. Tekstil, pakaian, kulit dan kasut <i>Textiles, wearing apparel, leather and footwear</i>	10.8	7.7	8.0	9.2	12.9	1.7	0.9	3.7	9.5	2.3		
13 Pembuatan tekstil <i>Manufacture of textiles</i>	21.0	8.6	14.1	8.3	11.9	1.2	-2.1	-1.2	11.5	-2.1		
14 Pembuatan pakaian <i>Manufacture of wearing apparel</i>	3.0	3.5	2.7	7.5	6.1	-1.2	3.1	7.4	5.3	5.9		
15 Pembuatan produk kulit dan barangan berkaitan <i>Manufacture of leather and related products</i>	0.6	20.5	3.6	22.6	54.5	14.8	6.4	14.2	17.5	10.0		
3. Produk kayu, perabot, keluaran kertas dan percetakan <i>Wood products, furniture, paper products and printing</i>	5.3	11.1	10.1	16.9	19.0	1.7	1.8	1.7	15.3	1.5		
16 Pembuatan kayu dan produk kayu dan gabus, kecuali perabot; pembuatan bagi artikel jerami dan bahan-bahan anyaman <i>Manufacture of wood and products of wood and cork, except furniture; manufacture of articles of straw and plaiting materials</i>	3.4	12.4	13.4	22.3	22.6	-0.6	-3.9	-2.3	19.1	-3.7		
17 Pembuatan kertas dan produk kertas <i>Manufacture of paper and paper products</i>	15.8	9.6	10.2	10.3	11.9	6.1	11.0	4.8	10.7	6.9		
18 Percetakan dan penerbitan semula media rakaman <i>Printing and reproduction of recorded media</i>	4.9	13.3	7.8	22.0	18.8	7.5	7.5	5.5	16.5	6.5		
31 Pembuatan perabot <i>Manufacture of furniture</i>	-5.7	9.8	6.7	18.9	29.4	-5.2	-5.7	-1.9	16.8	-3.8		
4. Petroleum, kimia, getah dan plastik <i>Petroleum, chemical, rubber and plastic</i>	27.5	15.5	9.7	11.1	24.4	16.2	8.0	-4.8	11.8	-1.6		
19 Pembuatan kok dan produk petroleum bertapis <i>Manufacture of coke and refined petroleum products</i>	36.6	42.3	36.3	36.3	57.2	37.4	21.9	-6.2	39.0	-0.1		
20 Pembuatan kimia dan produk kimia <i>Manufacture of chemicals and chemical products</i>	12.9	9.0	10.0	14.9	9.4	2.9	2.1	0.7	11.9	1.1		
21 Pembuatan produk farmaseutikal asas, kimia perubatan dan botani <i>Manufacture of basic pharmaceutical products and pharmaceutical preparations</i>	17.1	10.8	13.9	10.7	12.1	7.1	12.0	5.1	12.8	7.2		
22 Pembuatan produk getah dan plastik <i>Manufacture of rubber and plastics products</i>	29.6	-12.1	-15.0	-17.4	-9.1	-5.0	-7.3	-7.4	-16.2	-7.0		
5. Produk mineral bukan logam, logam asas dan produk logam yang direka <i>Non-metallic mineral products, basic metal and fabricated metal products</i>	7.1	12.5	8.4	18.5	23.1	3.9	6.1	6.2	16.2	6.1		
23 Pembuatan produk galian bukan logam lain <i>Manufacture of other non-metallic mineral products</i>	6.4	15.2	6.9	20.6	33.5	6.0	6.9	6.8	16.6	6.7		
24 Pembuatan logam asas <i>Manufacture of basic metals</i>	8.0	9.4	10.3	16.4	11.2	2.2	5.0	3.6	15.1	4.0		
25 Pembuatan produk logam, kecuali mesin dan kelengkapan <i>Manufacture of fabricated metal products, except machinery and equipment</i>	6.8	13.2	8.0	18.6	26.6	3.8	6.3	7.8	16.7	7.4		
6. Produk elektrik dan elektronik <i>Electrical and electronic products</i>	14.5	20.3	17.6	24.2	25.5	14.8	10.2	5.5	21.6	7.3		
26 Pembuatan komputer, produk elektronik dan optikal <i>Manufacture of computer, electronics and optical products</i>	14.2	22.4	18.2	27.9	28.0	16.6	11.1	6.3	23.4	8.3		
27 Pembuatan kelengkapan elektrik <i>Manufacture of electrical equipment</i>	15.1	15.6	20.2	15.1	21.1	7.4	5.9	5.2	18.7	5.4		
28 Pembuatan jentera dan peralatan t.t.t.l. <i>Manufacture of machinery and equipment n.e.c.</i>	16.2	6.9	9.3	4.6	7.7	6.3	4.9	-2.3	8.3	-0.4		
7. Kelengkapan pengangkutan dan pembuatan lain <i>Transport equipment and other manufactures</i>	5.9	14.5	5.5	18.2	31.1	7.9	14.8	6.8	14.7	11.8		
29 Pembuatan kenderaan bermotor, treler dan semi treler <i>Manufacture of motor vehicles, trailers and semi-trailers</i>	6.0	15.3	6.3	20.0	32.1	7.9	18.6	7.2	15.8	14.2		
30 Pembuatan kelengkapan pengangkutan lain <i>Manufacture of other transport equipment</i>	8.9	11.3	2.6	13.6	21.2	9.9	6.4	5.4	10.8	5.1		
32 Pembuatan lain <i>Other manufacturing</i>	3.8	16.3	3.8	15.8	48.3	5.6	3.4	4.4	15.1	4.7		
33 Pembaikan dan pemasangan jentera dan kelengkapan <i>Repair and installation of machinery and equipment</i>	0.0	7.9	6.1	10.1	10.2	6.2	7.4	11.5	8.2	9.4		
Pembuatan <i>Manufacturing</i>	Jumlah	Total	15.5	15.8	12.8	17.4	22.5	11.1	8.2	-1.0	16.3	2.5

(%)

2022												2023						
Jan.	Feb.	Mac	Apr.	Mei	Jun	Jul.	Ogo.	Sep.	Okt.	Nov.	Dis.	Jan.	Feb.	Mac	Apr.	Mei	Jun	Jul.
20.6	13.8	14.4	14.9	20.3	14.3	14.4	18.4	7.1	4.6	4.7	10.3	4.5	8.6	5.5	-12.7	-10.9	-14.6	-7.8
21.7	14.2	15.1	14.9	20.8	12.3	12.1	16.8	6.4	4.9	4.6	11.0	4.4	9.1	5.4	-13.4	-12.2	-15.5	-8.4
6.4	6.6	5.8	14.8	13.9	89.4	80.6	40.9	18.9	6.8	10.4	5.7	0.5	-0.3	0.3	-3.0	12.1	1.9	2.1
2.3	9.6	2.6	15.6	0.5	200.5	179.5	353.6	63.9	-23.6	-2.1	-21.2	20.6	5.7	25.3	9.1	57.6	20.4	19.5
8.4	7.7	8.0	8.3	7.7	11.8	15.4	13.8	9.7	0.8	2.7	1.5	0.1	1.4	1.4	1.1	7.9	2.2	2.6
17.9	14.8	9.7	9.2	7.7	8.0	13.6	13.4	8.9	3.0	0.2	0.4	-2.8	-2.2	-1.3	-1.9	4.4	-5.6	-5.1
0.1	1.1	7.3	7.7	7.3	7.5	7.6	6.0	4.7	-5.8	1.3	0.8	1.7	4.7	2.9	1.4	9.6	11.8	10.7
2.4	5.1	3.4	6.4	9.6	69.9	82.8	56.7	35.3	16.9	18.6	9.0	6.5	4.8	7.8	14.1	19.1	9.4	10.7
13.1	8.1	9.0	13.1	11.9	28.1	33.9	15.4	12.0	4.6	0.4	0.3	-2.2	6.3	1.8	-1.3	7.9	-1.1	-0.6
16.8	9.6	13.6	13.4	18.5	43.5	44.9	18.6	14.6	5.8	-2.0	-4.9	-7.4	1.2	-4.9	-5.1	7.5	-8.2	-7.8
16.0	9.1	6.2	11.5	8.3	11.0	13.8	11.9	10.1	6.9	2.8	8.8	7.0	16.9	9.5	4.3	8.3	1.9	1.0
7.7	6.8	8.9	9.2	12.7	54.5	33.8	12.7	12.2	8.9	9.4	4.5	3.2	10.2	9.3	2.6	7.6	6.5	6.7
8.0	5.8	6.2	18.8	10.8	30.2	82.8	20.2	11.0	-3.3	-6.0	-6.2	-9.9	-3.3	-3.6	-8.4	8.1	-5.4	-1.3
15.7	7.4	6.3	6.7	7.7	18.8	19.1	27.2	27.2	23.8	15.0	10.3	10.1	9.2	4.8	-3.1	2.0	-12.4	-15.3
46.2	26.0	35.5	23.2	26.5	59.2	51.8	59.6	60.6	56.0	32.1	25.4	26.0	25.0	14.5	0.6	2.7	-18.6	-25.6
10.8	10.1	9.1	18.7	17.3	9.4	9.9	10.1	8.1	2.4	5.3	1.1	1.7	2.0	2.6	-0.9	4.8	-1.8	-0.7
24.0	9.1	9.6	15.4	8.3	8.5	15.9	11.7	8.9	7.4	6.7	7.2	6.9	15.8	13.6	7.7	9.1	-0.5	-0.3
-12.6	-13.0	-18.3	-16.1	-18.1	-18.0	-16.0	-5.3	-4.5	-4.8	-5.0	-5.1	-9.1	-6.5	-6.3	-10.9	-1.9	-8.9	-5.3
8.0	8.2	9.1	9.3	10.2	43.2	44.2	22.3	9.5	4.5	3.1	3.9	1.7	8.8	8.0	4.1	8.7	6.2	6.1
4.8	7.4	8.5	12.9	11.0	43.5	46.8	34.3	21.5	7.6	5.2	5.4	3.7	9.7	7.6	4.6	9.0	7.1	5.9
9.7	9.5	11.8	10.3	13.0	30.6	34.6	7.3	2.4	2.7	2.2	1.7	-1.3	7.5	9.0	1.9	5.7	3.5	1.1
9.0	7.6	7.3	6.1	7.7	52.5	49.2	28.2	8.8	4.1	2.4	4.8	2.6	9.1	7.5	5.5	10.6	7.4	9.7
10.6	16.2	25.9	22.4	24.9	25.4	26.1	25.8	24.7	16.6	19.0	9.1	6.4	12.4	11.4	4.0	8.4	4.3	4.7
9.2	16.7	28.3	25.6	28.9	29.3	26.9	29.1	27.8	18.9	22.1	9.3	7.1	13.3	12.6	5.2	8.5	5.5	6.1
17.2	19.5	24.1	15.7	14.7	15.0	25.2	19.6	19.0	10.3	7.1	4.9	4.6	9.5	3.9	1.0	10.6	4.3	4.6
16.6	7.3	4.4	4.5	4.4	4.8	18.9	4.1	2.3	2.0	5.0	11.9	2.5	5.7	6.6	-4.2	5.5	-7.4	-8.9
7.3	5.2	4.2	5.1	11.3	47.5	39.4	34.7	21.6	0.5	10.2	12.7	14.0	15.4	15.1	-4.9	17.8	8.9	17.5
8.4	5.7	4.9	5.3	11.6	54.7	38.7	37.0	22.7	-3.2	11.4	15.3	18.9	18.1	18.6	-8.3	20.7	10.5	22.0
2.7	3.4	2.0	6.6	12.8	24.0	35.6	15.3	15.6	16.6	7.0	6.5	1.8	8.3	9.0	2.5	10.8	3.9	-0.2
4.9	5.6	0.8	0.5	8.5	50.7	66.5	60.0	27.6	6.0	7.4	3.4	1.4	5.4	3.5	0.9	9.2	3.0	9.5
9.6	2.4	6.1	9.4	9.0	12.3	10.5	10.3	9.8	6.8	5.1	6.7	3.7	15.4	4.5	9.8	12.4	12.9	10.8
13.1	11.2	13.9	13.2	15.7	23.4	23.8	24.4	19.5	12.9	11.8	8.8	6.5	10.3	8.0	-2.0	3.3	-4.0	-3.0

Jadual **1.1c** : Nilai Jualan Sektor Pembuatan Mengikut Subsektor: Perubahan Peratusan Bulanan/Suku
 Table **1.1c** : Sales Value of Manufacturing Sector by Sub-sector: Monthly/Quarterly Percentage Change

Subsektor Sub-sector	2022				2023		2022		
	Q1	Q2	Q3	Q4	Q1	Q2	Jan.	Feb.	
1. Makanan, minuman dan tembakau <i>Food, beverages and tobacco</i>	-11.7	24.6	-3.7	0.6	-12.0	2.4	-5.8	-6.3	
10 Pembuatan produk makanan <i>Manufacture of food products</i>	-12.5	26.8	-4.0	0.3	-12.9	3.0	-6.2	-6.7	
11 Pembuatan minuman <i>Manufacture of beverages</i>	5.9	-5.1	6.7	0.3	-1.4	-2.3	6.7	0.3	
12 Pembuatan produk tembakau <i>Manufacture of tobacco products</i>	-8.1	-22.9	-13.2	36.0	29.1	-16.7	-14.9	1.0	
2. Tekstil, pakaian, kulit dan kasut <i>Textiles, wearing apparel, leather and footwear</i>	0.4	-6.8	0.3	8.3	-0.3	-4.3	-1.1	-3.7	
13 Pembuatan tekstil <i>Manufacture of textiles</i>	1.6	-2.0	-1.9	3.6	-1.7	-1.1	-0.1	-5.2	
14 Pembuatan pakaian <i>Manufacture of wearing apparel</i>	-1.5	-10.0	0.6	10.7	2.9	-6.3	-3.1	-2.0	
15 Pembuatan produk kulit dan barangan berkaitan <i>Manufacture of leather and related products</i>	2.6	-16.5	10.9	20.7	-4.9	-10.3	1.5	-3.0	
3. Produk kayu, perabot, keluaran kertas dan percetakan <i>Wood products, furniture, paper products and printing</i>	4.4	-17.0	3.7	13.2	4.5	-17.1	4.1	-8.4	
16 Pembuatan kayu dan produk kayu dan gabus, kecuali perabot; pembuatan bagi artikel jerami dan bahan-bahan anyaman <i>Manufacture of wood and products of wood and cork, except furniture; manufacture of articles of straw and plaiting materials</i>	7.3	-34.8	13.3	25.2	3.8	-33.7	4.2	-11.0	
17 Pembuatan kertas dan produk kertas <i>Manufacture of paper and paper products</i>	0.9	3.4	2.9	-1.1	5.6	-2.4	3.6	-5.1	
18 Percetakan dan penerbitan semula media rakaman <i>Printing and reproduction of recorded media</i>	3.8	-7.7	-1.8	14.2	3.8	-9.4	-0.1	-4.7	
31 Pembuatan perabot <i>Manufacture of furniture</i>	5.1	-23.5	-3.1	21.5	4.6	-20.4	7.9	-11.2	
4. Petroleum, kimia, getah dan plastik <i>Petroleum, chemical, rubber and plastic</i>	-2.3	14.7	11.1	-6.6	-9.3	1.1	1.1	-12.7	
19 Pembuatan kok dan produk petroleum bertapis <i>Manufacture of coke and refined petroleum products</i>	-8.2	32.0	25.4	-9.6	-18.5	1.5	4.9	-22.8	
20 Pembuatan kimia dan produk kimia <i>Manufacture of chemicals and chemical products</i>	6.7	-8.3	5.1	-0.1	6.0	-9.6	-1.1	-2.1	
21 Pembuatan produk farmaseutikal asas, kimia perubatan dan botani <i>Manufacture of basic pharmaceutical products and pharmaceutical preparations</i>	0.4	3.7	7.7	-4.5	5.0	-2.7	5.3	-6.7	
22 Pembuatan produk getah dan plastik <i>Manufacture of rubber and plastics products</i>	-1.2	11.7	-9.1	-5.2	-3.6	11.5	-3.0	-6.2	
5. Produk mineral bukan logam, logam asas dan produk logam yang direka <i>Non-metallic mineral products, basic metal and fabricated metal products</i>	4.1	-10.2	-1.5	12.8	6.3	-10.1	3.2	-6.6	
23 Pembuatan produk galian bukan logam lain <i>Manufacture of other non-metallic mineral products</i>	11.1	-10.4	-1.0	7.5	12.2	-10.5	4.5	-3.6	
24 Pembuatan logam asas <i>Manufacture of basic metals</i>	-1.9	-17.7	4.3	21.4	0.8	-18.8	0.3	-6.2	
25 Pembuatan produk logam, kecuali mesin dan kelengkapan <i>Manufacture of fabricated metal products, except machinery and equipment</i>	4.5	-3.6	-6.1	9.7	7.0	-2.2	4.8	-9.3	
6. Produk elektrik dan elektronik <i>Electrical and electronic products</i>	0.8	3.1	9.2	1.1	-3.3	-1.3	-8.0	3.5	
26 Pembuatan komputer, produk elektronik dan optikal <i>Manufacture of computer, electronics and optical products</i>	2.8	1.9	10.2	1.1	-2.0	-2.5	-8.6	6.1	
27 Pembuatan kelengkapan elektrik <i>Manufacture of electrical equipment</i>	-6.7	4.9	11.4	-1.5	-8.0	4.2	-5.7	-8.3	
28 Pembuatan jentera dan peralatan t.t.t.l. <i>Manufacture of machinery and equipment n.e.c.</i>	-9.6	14.5	-2.7	5.6	-10.8	6.6	-4.6	-7.5	
7. Kelengkapan pengangkutan dan pembuatan lain <i>Transport equipment and other manufactures</i>	-11.3	-0.1	1.9	19.5	-5.6	-7.0	-9.1	-7.1	
29 Pembuatan kenderaan bermotor, treler dan semi treler <i>Manufacture of motor vehicles, trailers and semi-trailers</i>	-14.4	-0.4	4.0	21.6	-5.9	-9.9	-12.4	-5.9	
30 Pembuatan kelengkapan pengangkutan lain <i>Manufacture of other transport equipment</i>	-5.6	-2.4	-2.5	22.3	-8.7	-3.2	-3.3	-10.2	
32 Pembuatan lain <i>Other manufacturing</i>	2.1	13.8	-6.8	-2.5	-0.01	14.9	4.8	-8.3	
33 Pembaikan dan pemasangan jentera dan kelengkapan <i>Repair and installation of machinery and equipment</i>	-4.6	-18.0	4.1	30.4	-3.6	-14.9	-1.7	-13.3	
Pembuatan <i>Manufacturing</i>	Jumlah <i>Total</i>	-2.7	6.8	5.4	1.5	-5.3	-2.3	-3.4	-5.2

2023																
Mac	Apr.	Mei	Jun	Jul.	Ogo.	Sep.	Okt.	Nov.	Dis.	Jan.	Feb.	Mac	Apr.	Mei	Jun	Jul.
1.4	23.4	2.3	2.2	-9.6	4.9	2.5	-1.9	-2.2	2.5	-10.8	-2.6	-1.6	2.1	4.5	-2.1	-2.3
1.0	25.0	3.6	2.4	-10.3	4.8	2.8	-2.5	-2.2	2.8	-11.7	-2.5	-2.4	2.7	5.0	-1.4	-2.9
6.1	3.9	-18.9	1.1	10.3	6.8	-3.1	5.6	-5.6	-4.1	1.5	-0.4	6.8	0.4	-6.3	-8.0	10.4
9.4	-9.0	-27.4	-8.8	-0.7	12.7	-9.0	35.7	7.5	-6.3	30.3	-11.5	29.7	-20.7	4.9	-30.3	-1.5
2.3	-4.5	-4.9	1.8	0.6	0.7	-0.7	3.7	6.0	1.9	-2.5	-2.4	2.4	-4.8	1.5	-3.6	1.0
3.0	-2.5	-3.6	8.7	-3.4	-2.5	-3.1	2.9	3.8	3.5	-3.3	-4.7	4.0	-3.1	2.5	-1.8	-2.9
1.5	-4.3	-6.5	-6.4	6.3	1.6	0.6	2.9	8.2	2.9	-2.1	0.9	-0.2	-5.7	1.1	-4.5	5.3
2.0	-13.9	-5.1	0.3	1.3	13.7	5.6	9.2	7.7	-7.4	-0.8	-4.6	5.0	-8.8	-0.9	-7.9	2.5
10.2	-9.9	-15.2	-2.8	1.0	12.5	7.1	1.4	4.3	-0.1	1.5	-0.4	5.5	-12.6	-7.3	-11.0	1.5
14.9	-22.1	-29.8	-2.7	0.5	41.1	8.2	5.6	2.2	1.2	1.4	-2.6	8.0	-22.3	-20.5	-17.0	1.0
12.4	2.8	-9.1	2.7	0.8	5.4	0.1	-0.7	-3.8	1.0	1.9	3.6	5.3	-2.1	-5.7	-3.3	-0.1
-0.6	0.1	-9.2	0.8	1.0	-1.7	3.4	-1.8	23.6	-3.3	-1.4	1.7	-1.4	-6.1	-4.8	-0.1	1.1
8.1	-15.3	-9.0	-15.5	1.9	3.6	23.5	0.6	7.1	-1.0	3.6	-4.7	7.8	-19.5	7.5	-26.1	6.4
14.2	6.1	-0.9	13.1	2.8	1.4	-2.8	-2.3	-1.9	-5.3	1.0	-13.4	9.7	-1.9	4.3	-2.8	-0.7
13.2	19.0	5.3	23.9	6.7	2.7	-2.7	-2.1	-4.8	-11.3	5.3	-23.4	3.7	4.5	7.5	-1.8	-2.5
5.4	-11.5	-1.4	5.1	0.1	6.3	-5.8	-4.2	6.6	5.5	-0.6	-1.8	6.0	-14.5	4.3	-1.6	1.2
8.5	0.6	-9.8	21.6	-3.0	0.6	2.4	-3.9	-2.1	-3.1	5.0	1.1	6.4	-4.6	-8.6	10.9	-2.8
25.0	4.9	-9.1	0.6	-2.7	-5.4	-0.7	-0.9	-2.2	-1.8	-7.1	-3.5	25.4	-0.3	0.02	-6.5	1.1
3.5	-2.4	-11.2	-1.6	-2.7	7.2	5.3	2.3	3.8	4.8	1.0	-0.1	2.8	-6.0	-7.3	-3.8	-2.8
5.6	-7.0	-9.4	1.3	1.7	1.2	-3.0	-0.2	11.9	4.1	2.8	1.9	3.6	-9.5	-5.7	-0.4	0.6
3.5	-4.3	-17.0	-9.9	-3.8	24.1	20.2	1.2	-0.3	0.7	-2.6	2.1	4.9	-10.5	-13.8	-11.8	-6.0
2.0	3.0	-7.8	2.5	-5.3	0.7	-0.4	5.1	1.9	9.1	2.7	-3.5	0.5	1.1	-3.4	-0.5	-3.3
12.5	-6.4	-5.1	13.6	-6.6	11.0	5.8	-3.6	-2.1	-2.5	-10.2	9.3	11.5	-12.6	-1.0	9.3	-6.2
13.8	-9.5	-4.3	14.0	-6.9	11.5	7.0	-4.0	-2.2	-3.7	-10.5	12.3	13.1	-15.4	-1.4	10.8	-6.4
10.1	2.8	-7.6	11.8	-0.2	8.8	1.6	-2.5	-4.5	0.9	-6.0	-4.0	4.5	-0.1	1.3	5.5	0.1
1.1	20.0	-9.4	11.5	-10.9	8.3	-1.7	0.2	2.8	5.6	-12.6	-4.5	1.9	7.8	-0.2	-2.0	-12.3
12.7	1.1	-9.7	0.4	0.5	3.3	7.6	2.1	17.7	-3.6	-8.1	-6.0	12.5	-16.5	11.8	-7.2	8.5
12.5	-1.0	-7.5	0.3	2.5	2.9	6.1	1.5	23.2	-3.2	-9.6	-6.6	13.0	-23.5	21.8	-8.2	13.2
17.0	4.3	-21.2	6.5	-1.8	1.2	8.3	18.0	-0.4	-5.4	-7.6	-4.5	17.8	-1.9	-14.9	-0.1	-5.6
2.7	17.0	0.3	-5.4	-9.8	6.2	8.4	-12.3	6.6	-2.9	2.7	-4.6	0.9	14.0	8.6	-10.7	-4.1
27.1	-6.6	-32.0	0.6	1.9	10.1	29.7	3.2	9.9	-6.7	-4.5	-3.4	15.1	-1.9	-30.4	1.0	0.03
9.8	2.3	-4.0	8.1	-3.3	6.1	2.7	-1.8	0.2	-1.7	-5.4	-1.9	7.6	-7.2	1.3	0.4	-2.4

Jadual **1.2a** : Bilangan Pekerja Bergaji Sektor Pembuatan Mengikut Subsektor
 Table **1.2a** : Number of Paid Employees of Manufacturing Sector by Sub-sector

Subsektor Sub-sector	2021	2022	2022
			Q1
1. Makanan, minuman dan tembakau <i>Food, beverages and tobacco</i>	297,901	312,503	302,632
10 Pembuatan produk makanan <i>Manufacture of food products</i>	280,751	294,898	284,914
11 Pembuatan minuman <i>Manufacture of beverages</i>	15,951	16,373	16,304
12 Pembuatan produk tembakau <i>Manufacture of tobacco products</i>	1,199	1,232	1,413
2. Tekstil, pakaian, kulit dan kasut <i>Textiles, wearing apparel, leather and footwear</i>	82,500	84,022	83,137
13 Pembuatan tekstil <i>Manufacture of textiles</i>	27,738	27,871	27,585
14 Pembuatan pakaian <i>Manufacture of wearing apparel</i>	42,474	43,591	43,154
15 Pembuatan produk kulit dan barangan berkaitan <i>Manufacture of leather and related products</i>	12,288	12,559	12,399
3. Produk kayu, perabot, keluaran kertas dan percetakan <i>Wood products, furniture, paper products and printing</i>	293,945	300,117	295,043
16 Pembuatan kayu dan produk kayu dan gabus, kecuali perabot; pembuatan bagi artikel jerami dan bahan-bahan anyaman <i>Manufacture of wood and products of wood and cork, except furniture; manufacture of articles of straw and plaiting materials</i>	93,465	94,044	91,448
17 Pembuatan kertas dan produk kertas <i>Manufacture of paper and paper products</i>	56,213	58,658	56,974
18 Percetakan dan penerbitan semula media rakaman <i>Printing and reproduction of recorded media</i>	67,428	70,120	67,661
31 Pembuatan perabot <i>Manufacture of furniture</i>	76,839	77,294	78,959
4. Petroleum, kimia, getah dan plastik <i>Petroleum, chemical, rubber and plastic</i>	420,316	431,348	428,403
19 Pembuatan kok dan produk petroleum bertapis <i>Manufacture of coke and refined petroleum products</i>	17,093	17,817	17,719
20 Pembuatan kimia dan produk kimia <i>Manufacture of chemicals and chemical products</i>	101,692	104,895	105,228
21 Pembuatan produk farmaseutikal asas, kimia perubatan dan botani <i>Manufacture of basic pharmaceutical products and pharmaceutical preparations</i>	25,092	27,325	24,800
22 Pembuatan produk getah dan plastik <i>Manufacture of rubber and plastics products</i>	276,438	281,311	280,656
5. Produk mineral bukan logam, logam asas dan produk logam yang <i>Non-metallic mineral products, basic metal and fabricated metal</i>	373,358	378,084	376,488
23 Pembuatan produk galian bukan logam lain <i>Manufacture of other non-metallic mineral products</i>	105,600	107,304	105,181
24 Pembuatan logam asas <i>Manufacture of basic metals</i>	111,076	111,538	112,250
25 Pembuatan produk logam, kecuali mesin dan kelengkapan <i>Manufacture of fabricated metal products, except machinery and equipment</i>	156,682	159,242	159,057
6. Produk elektrik dan elektronik <i>Electrical and electronic products</i>	585,527	615,997	590,903
26 Pembuatan komputer, produk elektronik dan optikal <i>Manufacture of computer, electronics and optical products</i>	390,477	416,128	394,505
27 Pembuatan kelengkapan elektrik <i>Manufacture of electrical equipment</i>	102,080	103,580	102,806
28 Pembuatan jentera dan peralatan t.t.t.l. <i>Manufacture of machinery and equipment n.e.c.</i>	92,969	96,289	93,591
7. Kelengkapan pengangkutan dan pembuatan lain <i>Transport equipment and other manufactures</i>	206,071	213,364	210,719
29 Pembuatan kenderaan bermotor, treler dan semi treler <i>Manufacture of motor vehicles, trailers and semi-trailers</i>	83,798	86,835	85,015
30 Pembuatan kelengkapan pengangkutan lain <i>Manufacture of other transport equipment</i>	41,596	43,427	43,328
32 Pembuatan lain <i>Other manufacturing</i>	39,222	40,788	39,511
33 Pembaikan dan pemasangan jentera dan kelengkapan <i>Repair and installation of machinery and equipment</i>	41,456	42,314	42,865
Pembuatan <i>Manufacturing</i>	Jumlah <i>Total</i>	2,259,619	2,335,435
			2,287,325

			2023		2022	2023
Q2	Q3	Q4	Q1	Q2	(Jan. - Jul.)	(Jan. - Jul.)
303,341	307,220	312,503	318,572	319,899	304,381	321,987
285,923	289,878	294,898	300,354	301,781	287,015	303,808
16,247	16,144	16,373	16,770	16,865	16,202	16,952
1,170	1,198	1,232	1,448	1,254	1,164	1,227
82,639	82,292	84,022	85,096	85,266	81,862	84,366
27,660	27,897	27,871	28,115	28,376	27,505	28,140
42,708	41,931	43,591	43,969	44,071	42,220	43,521
12,272	12,464	12,559	13,011	12,818	12,137	12,704
294,663	295,302	300,117	301,925	299,830	292,698	298,729
92,333	93,204	94,044	92,962	92,665	91,869	92,456
56,605	57,633	58,658	59,308	57,626	56,767	57,112
65,902	65,467	70,120	70,319	68,955	65,724	68,890
79,824	78,998	77,294	79,337	80,585	78,338	80,271
431,602	433,224	431,348	434,110	426,332	432,621	429,348
17,262	17,651	17,817	18,486	18,149	17,640	18,202
102,801	102,306	104,895	107,580	104,293	102,703	102,983
27,994	28,824	27,325	26,901	27,916	28,379	28,446
283,545	284,443	281,311	281,143	275,974	283,899	279,717
372,058	374,888	378,084	379,977	376,792	373,089	377,958
106,264	107,175	107,304	105,623	107,408	107,000	107,795
110,408	111,054	111,538	112,586	111,152	110,892	111,101
155,387	156,659	159,242	161,768	158,233	155,197	159,061
602,060	611,431	615,997	615,782	622,533	603,601	610,281
403,586	411,580	416,128	414,042	421,479	405,675	411,396
102,185	104,235	103,580	104,635	102,547	102,256	102,879
96,289	95,616	96,289	97,105	98,507	95,670	96,005
211,541	212,603	213,364	215,807	214,921	212,654	217,455
85,774	86,316	86,835	87,037	87,085	86,035	87,860
42,973	43,725	43,427	44,253	43,751	43,240	44,400
39,779	40,695	40,788	40,934	40,492	40,553	41,070
43,016	41,867	42,314	43,583	43,593	42,826	44,126
2,297,905	2,316,961	2,335,435	2,351,269	2,345,574	2,300,906	2,340,123

Jadual **1.2a** : Bilangan Pekerja Bergaji Sektor Pembuatan Mengikut Subsektor (samb.)
 Table : Number of Paid Employees of Manufacturing Sector by Sub-sector (cont.)

Subsektor	2022					
	Jan.	Feb.	Mac.	Apr.	Mei.	Jun
1. Makanan, minuman dan tembakau	302,519	302,562	302,632	302,210	302,204	303,341
Food, beverages and tobacco						
10 Pembuatan produk makanan Manufacture of food products	285,122	284,847	284,914	284,565	284,653	285,923
11 Pembuatan minuman Manufacture of beverages	16,109	16,283	16,304	16,479	16,387	16,247
12 Pembuatan produk tembakau Manufacture of tobacco products	1,288	1,432	1,413	1,165	1,165	1,170
2. Tekstil, pakaian, kulit dan kasut	82,795	83,322	83,137	82,751	83,370	82,639
Textiles, wearing apparel, leather and footwear						
13 Pembuatan tekstil Manufacture of textiles	27,610	27,519	27,585	27,520	27,779	27,660
14 Pembuatan pakaian Manufacture of wearing apparel	42,686	43,104	43,154	42,859	43,163	42,708
15 Pembuatan produk kulit dan barangan berkaitan Manufacture of leather and related products	12,500	12,698	12,399	12,371	12,427	12,272
3. Produk kayu, perabot, keluaran kertas dan percetakan	296,297	296,332	295,043	292,921	295,530	294,663
Wood products, furniture, paper products and printing						
16 Pembuatan kayu dan produk kayu dan gabus, kecuali perabot; pembuatan bagi artikel jerami dan bahan-bahan anyaman Manufacture of wood and products of wood and cork, except furniture; manufacture of articles of straw and plaiting materials	93,872	93,451	91,448	90,930	93,579	92,333
17 Pembuatan kertas dan produk kertas Manufacture of paper and paper products	56,584	57,016	56,974	56,425	56,563	56,605
18 Percetakan dan penerbitan semula media rakaman Printing and reproduction of recorded media	67,482	67,331	67,661	65,412	65,771	65,902
31 Pembuatan perabot Manufacture of furniture	78,359	78,533	78,959	80,154	79,616	79,824
4. Petroleum, kimia, getah dan plastik	421,546	420,036	428,403	435,322	434,915	431,602
Petroleum, chemical, rubber and plastic						
19 Pembuatan kok dan produk petroleum bertapis Manufacture of coke and refined petroleum products	17,035	17,282	17,719	17,224	17,268	17,262
20 Pembuatan kimia dan produk kimia Manufacture of chemicals and chemical products	102,342	102,145	105,228	102,125	102,923	102,801
21 Pembuatan produk farmaseutikal asas, kimia perubatan dan botani Manufacture of basic pharmaceutical products and pharmaceutical preparations	24,691	24,817	24,800	28,001	27,853	27,994
22 Pembuatan produk getah dan plastik Manufacture of rubber and plastics products	277,478	275,791	280,656	287,972	286,870	283,545
5. Produk mineral bukan logam, logam asas dan produk logam yang direka	375,795	374,228	376,488	374,377	374,101	372,058
Non-metallic mineral products, basic metal and fabricated metal products						
23 Pembuatan produk galian bukan logam lain Manufacture of other non-metallic mineral products	106,663	104,914	105,181	105,571	106,066	106,264
24 Pembuatan logam asas Manufacture of basic metals	111,920	112,084	112,250	111,767	111,053	110,408
25 Pembuatan produk logam, kecuali mesin dan kelengkapan Manufacture of fabricated metal products, except machinery and equipment	157,212	157,230	159,057	157,040	156,982	155,387
6. Produk elektrik dan elektronik	585,997	589,135	590,903	593,311	595,704	602,060
Electrical and electronic products						
26 Pembuatan komputer, produk elektronik dan optikal Manufacture of computer, electronics and optical products	389,778	391,825	394,505	396,868	399,275	403,586
27 Pembuatan kelengkapan elektrik Manufacture of electrical equipment	102,398	102,254	102,806	101,638	101,558	102,185
28 Pembuatan jentera dan peralatan t.t.t.l. Manufacture of machinery and equipment n.e.c.	93,820	95,057	93,591	94,805	94,870	96,289
7. Kelengkapan pengangkutan dan pembuatan lain	209,197	210,312	210,719	210,578	210,863	211,541
Transport equipment and other manufactures						
29 Pembuatan kenderaan bermotor, treler dan semi treler Manufacture of motor vehicles, trailers and semi-trailers	84,390	85,095	85,015	85,024	84,900	85,774
30 Pembuatan kelengkapan pengangkutan lain Manufacture of other transport equipment	42,840	43,045	43,328	42,914	42,862	42,973
32 Pembuatan lain Other manufacturing	39,437	39,702	39,511	39,543	39,753	39,779
33 Pembaikan dan pemasangan jentera dan kelengkapan Repair and installation of machinery and equipment	42,529	42,470	42,865	43,097	43,347	43,016
Pembuatan	Jumlah	2,274,146	2,275,927	2,287,325	2,291,470	2,296,686
<i>Manufacturing</i>	<i>Total</i>					2,297,905

2023												
Jul.	Ogo.	Sep.	Okt.	Nov.	Dis.	Jan.	Feb.	Mac.	Apr.	Mei.	Jun	Jul.
304,381	304,832	307,220	307,965	309,974	312,503	316,809	319,546	318,572	319,127	319,956	319,899	321,987
287,015	287,594	289,878	290,649	292,711	294,898	298,930	301,386	300,354	301,010	301,817	301,781	303,808
16,202	16,129	16,144	16,114	16,054	16,373	16,583	16,717	16,770	16,843	16,874	16,865	16,952
1,164	1,109	1,198	1,202	1,210	1,232	1,296	1,443	1,448	1,274	1,266	1,254	1,227
81,862	81,858	82,292	81,849	83,811	84,022	84,837	84,831	85,096	85,098	85,729	85,266	84,366
27,505	27,647	27,897	27,872	27,976	27,871	28,095	27,854	28,115	28,228	28,559	28,376	28,140
42,220	41,905	41,931	41,479	43,321	43,591	43,879	43,863	43,969	44,052	44,258	44,071	43,521
12,137	12,307	12,464	12,498	12,515	12,559	12,863	13,114	13,011	12,818	12,912	12,818	12,704
292,698	292,935	295,302	298,664	300,048	300,117	302,697	303,581	301,925	300,971	302,970	299,830	298,729
91,869	92,040	93,204	93,340	94,188	94,044	94,568	95,214	92,962	92,289	94,135	92,665	92,456
56,767	56,700	57,633	58,303	58,481	58,658	58,843	59,436	59,308	58,624	57,792	57,626	57,112
65,724	65,699	65,467	68,259	69,835	70,120	70,262	69,878	70,319	69,596	70,361	68,955	68,890
78,338	78,497	78,998	78,762	77,544	77,294	79,024	79,053	79,337	80,462	80,682	80,585	80,271
432,621	432,825	433,224	432,250	430,799	431,348	430,230	431,616	434,110	433,318	431,202	426,332	429,348
17,640	17,686	17,651	17,646	17,670	17,817	17,783	17,989	18,486	18,239	18,209	18,149	18,202
102,703	102,421	102,306	103,621	104,390	104,895	105,650	105,966	107,580	104,791	104,624	104,293	102,983
28,379	28,682	28,824	28,855	27,473	27,325	26,805	26,916	26,901	28,360	28,019	27,916	28,446
283,899	284,037	284,443	282,128	281,266	281,311	279,992	280,746	281,143	281,929	280,350	275,974	279,717
373,089	373,337	374,888	375,558	375,679	378,084	380,545	379,566	379,977	377,496	379,292	376,792	377,958
107,000	106,813	107,175	107,067	107,508	107,304	107,769	105,797	105,623	106,049	106,908	107,408	107,795
110,892	110,780	111,054	111,993	111,458	111,538	112,701	112,481	112,586	111,977	112,081	111,152	111,101
155,197	155,745	156,659	156,498	156,713	159,242	160,075	161,289	161,768	159,471	160,304	158,233	159,061
603,601	611,200	611,431	611,800	614,961	615,997	611,164	615,055	615,782	618,326	620,571	622,533	610,281
405,675	411,047	411,580	410,859	414,913	416,128	410,422	413,081	414,042	417,662	421,194	421,479	411,396
102,256	104,335	104,235	104,814	103,875	103,580	103,746	103,887	104,635	103,268	102,562	102,547	102,879
95,670	95,818	95,616	96,128	96,173	96,289	96,996	98,086	97,105	97,395	96,815	98,507	96,005
212,654	212,365	212,603	213,094	212,798	213,364	215,669	215,772	215,807	214,822	216,027	214,921	217,455
86,035	86,090	86,316	86,386	86,315	86,835	87,000	87,089	87,037	86,924	87,437	87,085	87,860
43,240	43,405	43,725	43,686	43,603	43,427	44,293	44,313	44,253	43,711	43,826	43,751	44,400
40,553	40,594	40,695	40,669	40,708	40,788	40,916	40,892	40,934	40,503	40,738	40,492	41,070
42,826	42,276	41,867	42,353	42,172	42,314	43,460	43,478	43,583	43,684	44,026	43,593	44,126
2,300,906	2,309,353	2,316,961	2,321,179	2,328,070	2,335,435	2,341,951	2,349,967	2,351,269	2,349,159	2,355,748	2,345,574	2,340,123

Jadual **1.2b** : Bilangan Pekerja Bergaji Sektor Pembuatan Mengikut Subsektor: Perubahan Peratusan Tahunan
 Table **1.2b** : Number of Paid Employees of Manufacturing Sector by Sub-sector: Annual Percentage Change

Subsektor Sub-sector	2021	2022	2022				2023		2022	2023	
			Q1	Q2	Q3	Q4	Q1	Q2	(Jan. - Jul.)	(Jan. - Jul.)	
1. Makanan, minuman dan tembakau <i>Food, beverages and tobacco</i>	2.4	4.9	1.3	1.6	2.7	4.9	5.3	5.5	1.5	5.8	
10 Pembuatan produk makanan <i>Manufacture of food products</i>	2.5	5.0	1.3	1.5	2.8	5.0	5.4	5.5	1.4	5.9	
11 Pembuatan minuman <i>Manufacture of beverages</i>	1.7	2.6	1.2	3.9	0.7	2.6	2.9	3.8	3.7	4.6	
12 Pembuatan produk tembakau <i>Manufacture of tobacco products</i>	3.3	2.8	0.1	1.7	0.2	2.8	2.4	7.1	4.6	5.4	
2. Tekstil, pakaian, kulit dan kasut <i>Textiles, wearing apparel, leather and footwear</i>	2.5	1.8	2.0	4.6	4.3	1.8	2.4	3.2	4.5	3.1	
13 Pembuatan tekstil <i>Manufacture of textiles</i>	3.9	0.5	0.7	2.3	2.2	0.5	1.9	2.6	2.4	2.3	
14 Pembuatan pakaian <i>Manufacture of wearing apparel</i>	1.3	2.6	2.4	5.9	5.8	2.6	1.9	3.2	5.5	3.1	
15 Pembuatan produk kulit dan barangan berkaitan <i>Manufacture of leather and related products</i>	3.8	2.2	3.2	5.6	4.0	2.2	4.9	4.5	6.2	4.7	
3. Produk kayu, perabot, keluaran kertas dan percetakan <i>Wood products, furniture, paper products and printing</i>	3.4	2.1	2.9	5.9	2.5	2.1	2.3	1.8	5.1	2.1	
16 Pembuatan kayu dan produk kayu dan gabus, kecuali perabot; pembuatan bagi artikel jerami dan bahan-bahan anyaman <i>Manufacture of wood and products of wood and cork, except furniture; manufacture of articles of straw and plaiting materials</i>	2.6	0.6	1.4	3.9	0.1	0.6	1.7	0.4	1.0	0.6	
17 Pembuatan kertas dan produk kertas <i>Manufacture of paper and paper products</i>	3.5	4.3	3.0	4.4	5.1	4.3	4.1	1.8	5.3	0.6	
18 Percetakan dan penerbitan semula media rakaman <i>Printing and reproduction of recorded media</i>	3.7	4.0	3.1	4.5	4.7	4.0	3.9	4.6	4.7	4.8	
31 Pembuatan perabot <i>Manufacture of furniture</i>	4.0	0.6	4.4	10.7	1.9	0.6	0.5	1.0	10.8	2.5	
4. Petroleum, kimia, getah dan plastik <i>Petroleum, chemical, rubber and plastic</i>	0.7	2.6	1.0	1.0	2.5	2.6	1.3	-1.2	1.7	-0.8	
19 Pembuatan kok dan produk petroleum bertapis <i>Manufacture of coke and refined petroleum products</i>	2.8	4.2	3.0	2.7	2.9	4.2	4.3	5.1	2.9	3.2	
20 Pembuatan kimia dan produk kimia <i>Manufacture of chemicals and chemical products</i>	0.3	3.1	0.2	1.1	1.0	3.1	2.2	1.5	1.2	0.3	
21 Pembuatan produk farmaseutikal asas, kimia perubatan dan botani <i>Manufacture of basic pharmaceutical products and pharmaceutical preparations</i>	7.5	8.9	5.9	6.6	8.6	8.9	8.5	-0.3	7.2	0.2	
22 Pembuatan produk getah dan plastik <i>Manufacture of rubber and plastics products</i>	0.2	1.8	0.8	0.3	2.4	1.8	0.2	-2.7	1.2	-1.5	
5. Produk mineral bukan logam, logam asas dan produk logam yang direka <i>Non-metallic mineral products, basic metal and fabricated metal products</i>	1.3	1.3	0.7	2.6	2.6	1.3	0.9	1.3	3.2	1.3	
23 Pembuatan produk galian bukan logam lain <i>Manufacture of other non-metallic mineral products</i>	2.1	1.6	0.9	3.4	3.2	1.6	0.4	1.1	3.6	0.7	
24 Pembuatan logam asas <i>Manufacture of basic metals</i>	0.4	0.4	0.5	2.3	3.9	0.4	0.3	0.7	4.3	0.2	
25 Pembuatan produk logam, kecuali mesin dan kelengkapan <i>Manufacture of fabricated metal products, except machinery and equipment</i>	1.3	1.6	0.7	2.3	1.3	1.6	1.7	1.8	2.2	2.5	
6. Produk elektrik dan elektronik <i>Electrical and electronic products</i>	5.3	5.2	5.0	5.9	6.6	5.2	4.2	3.4	6.7	1.1	
26 Pembuatan komputer, produk elektronik dan optikal <i>Manufacture of computer, electronics and optical products</i>	6.8	6.6	6.5	7.2	7.8	6.6	5.0	4.4	7.8	1.4	
27 Pembuatan kelengkapan elektrik <i>Manufacture of electrical equipment</i>	3.4	1.5	3.2	4.0	3.9	1.5	1.8	0.4	4.7	0.6	
28 Pembuatan jentera dan peralatan t.t.t.l. <i>Manufacture of machinery and equipment n.e.c.</i>	1.1	3.6	1.2	2.8	4.4	3.6	3.8	2.3	4.4	0.4	
7. Kelengkapan pengangkutan dan pembuatan lain <i>Transport equipment and other manufactures</i>	2.3	3.5	2.3	5.1	4.3	3.5	2.4	1.6	5.7	2.3	
29 Pembuatan kenderaan bermotor, treler dan semi treler <i>Manufacture of motor vehicles, trailers and semi-trailers</i>	1.0	3.6	2.1	3.7	4.0	3.6	2.4	1.5	4.7	2.1	
30 Pembuatan kelengkapan pengangkutan lain <i>Manufacture of other transport equipment</i>	0.8	4.4	0.5	5.6	5.1	4.4	2.1	1.8	6.4	2.7	
32 Pembuatan lain <i>Other manufacturing</i>	5.6	4.0	2.4	4.9	6.6	4.0	3.6	1.8	6.7	1.3	
33 Pembaikan dan pemasangan jentera dan kelengkapan <i>Repair and installation of machinery and equipment</i>	3.7	2.1	4.3	7.5	2.1	2.1	1.7	1.3	6.1	3.0	
Pembuatan <i>Manufacturing</i>	Jumlah	Total	2.7	3.4	2.4	3.7	3.8	3.4	2.8	2.1	4.1
			1.7								1.7

2022												2023						
Jan.	Feb.	Mac	Apr.	Mei	Jun	Jul.	Ogo.	Sep.	Okt.	Nov.	Dis.	Jan.	Feb.	Mac	Apr.	Mei	Jun	Jul.
1.3	1.2	1.3	1.1	1.5	1.6	1.5	2.8	2.7	4.3	4.3	4.9	4.7	5.6	5.3	5.6	5.9	5.5	5.8
1.3	1.2	1.3	1.0	1.4	1.5	1.4	2.9	2.8	4.4	4.5	5.0	4.8	5.8	5.4	5.8	6.0	5.5	5.9
0.8	1.3	1.2	3.2	3.4	3.9	3.7	0.8	0.7	2.2	1.9	2.6	2.9	2.7	2.9	2.2	3.0	3.8	4.6
3.6	0.2	0.1	1.1	0.7	1.7	4.6	4.5	0.2	0.4	0.9	2.8	0.6	0.8	2.4	9.3	8.7	7.1	5.4
2.0	2.1	2.0	1.7	1.4	4.6	4.5	3.7	4.3	3.5	2.1	1.8	2.5	1.8	2.4	2.8	2.8	3.2	3.1
1.3	0.9	0.7	0.5	0.3	2.3	2.4	2.0	2.2	1.8	1.6	0.5	1.8	1.2	1.9	2.6	2.8	2.6	2.3
1.9	2.2	2.4	2.1	1.7	5.9	5.5	4.2	5.8	5.2	2.5	2.6	2.8	1.8	1.9	2.8	2.5	3.2	3.1
4.0	4.1	3.2	2.7	2.9	5.6	6.2	5.8	4.0	2.1	1.7	2.2	2.9	3.3	4.9	3.6	3.9	4.5	4.7
3.1	3.2	2.9	2.7	2.7	5.9	5.1	4.9	2.5	2.8	1.7	2.1	2.2	2.4	2.3	2.7	2.5	1.8	2.1
2.0	2.5	1.4	0.9	1.0	3.9	1.0	0.6	0.1	0.4	0.1	0.6	0.7	1.9	1.7	1.5	0.6	0.4	0.6
2.8	3.0	3.0	2.7	3.2	4.4	5.3	5.2	5.1	4.8	3.3	4.3	4.0	4.2	4.1	3.9	2.2	1.8	0.6
3.5	3.2	3.1	2.7	3.0	4.5	4.7	4.5	4.7	4.9	4.1	4.0	4.1	3.8	3.9	6.4	7.0	4.6	4.8
4.4	4.3	4.4	4.6	4.2	10.7	10.8	10.7	1.9	2.3	0.4	0.6	0.8	0.7	0.5	0.4	1.3	1.0	2.5
0.1	0.0	1.0	1.2	1.3	1.0	1.7	2.0	2.5	2.0	2.4	2.6	2.1	2.8	1.3	-0.5	-0.9	-1.2	-0.8
1.5	2.9	3.0	2.8	3.0	2.7	2.9	3.2	2.9	3.4	4.1	4.2	4.4	4.1	4.3	5.9	5.4	5.1	3.2
0.2	0.1	0.2	0.7	1.2	1.1	1.2	1.1	1.0	1.1	2.3	3.1	3.2	3.7	2.2	2.6	1.7	1.5	0.3
5.8	5.7	5.9	6.0	6.2	6.6	7.2	7.3	8.6	9.4	9.7	8.9	8.6	8.5	8.5	1.3	0.6	-0.3	0.2
-0.5	-0.6	0.8	0.9	0.8	0.3	1.2	1.7	2.4	1.6	1.7	1.8	0.9	1.8	0.2	-2.1	-2.3	-2.7	-1.5
0.8	0.8	0.7	1.0	1.3	2.6	3.2	3.2	2.6	2.2	1.9	1.3	1.3	1.4	0.9	0.8	1.4	1.3	1.3
1.3	1.2	0.9	0.6	1.2	3.4	3.6	3.4	3.2	3.1	2.9	1.6	1.0	0.8	0.4	0.5	0.8	1.1	0.7
0.1	0.6	0.5	2.1	2.0	2.3	4.3	4.1	3.9	3.4	2.7	0.4	0.7	0.4	0.3	0.2	0.9	0.7	0.2
1.0	0.6	0.7	0.5	0.8	2.3	2.2	2.5	1.3	0.7	0.8	1.6	1.8	2.6	1.7	1.5	2.1	1.8	2.5
4.8	4.7	5.0	5.2	5.2	5.9	6.7	6.9	6.6	5.6	5.4	5.2	4.3	4.4	4.2	4.2	4.2	3.4	1.1
6.2	6.0	6.5	6.4	6.5	7.2	7.8	8.1	7.8	6.3	6.5	6.6	5.3	5.4	5.0	5.2	5.5	4.4	1.4
2.8	3.1	3.2	3.3	3.2	4.0	4.7	4.8	3.9	3.7	2.9	1.5	1.3	1.6	1.8	1.6	1.0	0.4	0.6
1.4	1.3	1.2	2.0	2.5	2.8	4.4	4.5	4.4	5.0	3.2	3.6	3.4	3.2	3.8	2.7	2.0	2.3	0.4
1.8	1.7	2.3	3.0	3.4	5.1	5.7	5.5	4.3	3.7	3.0	3.5	3.1	2.6	2.4	2.0	2.4	1.6	2.3
1.8	1.9	2.1	1.8	2.0	3.7	4.7	4.9	4.0	3.3	3.2	3.6	3.1	2.3	2.4	2.2	3.0	1.5	2.1
0.1	0.4	0.5	3.7	3.8	5.6	6.4	6.9	5.1	4.1	3.8	4.4	3.4	2.9	2.1	1.9	2.3	1.8	2.7
2.9	2.6	2.4	2.6	3.5	4.9	6.7	6.9	6.6	5.8	4.4	4.0	3.7	3.0	3.6	2.4	2.5	1.8	1.3
2.6	1.7	4.3	5.0	5.8	7.5	6.1	4.0	2.1	1.8	0.6	2.1	2.2	2.4	1.7	1.4	1.6	1.3	3.0
2.2	2.1	2.4	2.5	2.7	3.7	4.1	4.3	3.8	3.6	3.3	3.4	3.0	3.3	2.8	2.5	2.6	2.1	1.7

Jadual **1.2c** : Bilangan Pekerja Bergaji Sektor Pembuatan Mengikut Subsektor: Perubahan Peratusan Bulanan/Suku Tahunan
 Table **1.2c** : Number of Paid Employees of Manufacturing Sector by Sub-sector: Monthly/Quarterly Percentage Change

Subsektor Sub-sector	2022				2023		2022		
	Q1	Q2	Q3	Q4	Q1	Q2	Jan.	Feb.	
1. Makanan, minuman dan tembakau <i>Food, beverages and tobacco</i>	1.6	0.2	1.3	1.7	1.9	0.4	1.6	0.01	
10 Pembuatan produk makanan <i>Manufacture of food products</i>	1.5	0.4	1.4	1.7	1.9	0.5	1.6	-0.1	
11 Pembuatan minuman <i>Manufacture of beverages</i>	2.2	-0.4	-0.6	1.4	2.4	0.6	1.0	1.1	
12 Pembuatan produk tembakau <i>Manufacture of tobacco products</i>	17.9	-17.2	2.4	2.8	17.5	-13.4	7.5	11.1	
2. Tekstil, pakaian, kulit dan kasut <i>Textiles, wearing apparel, leather and footwear</i>	0.8	-0.6	-0.4	2.1	1.3	0.2	0.4	0.6	
13 Pembuatan tekstil <i>Manufacture of textiles</i>	-0.6	0.3	0.9	-0.1	0.9	0.9	-0.5	-0.3	
14 Pembuatan pakaian <i>Manufacture of wearing apparel</i>	1.6	-1.0	-1.8	4.0	0.9	0.2	0.5	1.0	
15 Pembuatan produk kulit dan barangan berkaitan <i>Manufacture of leather and related products</i>	0.9	-1.0	1.6	0.8	3.6	-1.5	1.7	1.6	
3. Produk kayu, perabot, keluaran kertas dan percetakan <i>Wood products, furniture, paper products and printing</i>	0.4	-0.1	0.2	1.6	0.6	-0.7	0.8	0.01	
16 Pembuatan kayu dan produk kayu dan gabus, kecuali perabot; pembuatan bagi artikel jerami dan bahan-bahan anyaman <i>Manufacture of wood and products of wood and cork, except furniture; manufacture of articles of straw and plaiting materials</i>	-2.2	1.0	0.9	0.9	-1.2	-0.3	0.4	-0.4	
17 Pembuatan kertas dan produk kertas <i>Manufacture of paper and paper products</i>	1.4	-0.6	1.8	1.8	1.1	-2.8	0.7	0.8	
18 Percetakan dan penerbitan semula media rakaman <i>Printing and reproduction of recorded media</i>	0.3	-2.6	-0.7	7.1	0.3	-1.9	0.1	-0.2	
31 Pembuatan perabot <i>Manufacture of furniture</i>	2.8	1.1	-1.0	-2.2	2.6	1.6	2.0	0.2	
4. Petroleum, kimia, getah dan plastik <i>Petroleum, chemical, rubber and plastic</i>	1.9	0.7	0.4	-0.4	0.6	-1.8	0.3	-0.4	
19 Pembuatan kok dan produk petroleum bertapis <i>Manufacture of coke and refined petroleum products</i>	3.7	-2.6	2.3	0.9	3.8	-1.8	-0.3	1.5	
20 Pembuatan kimia dan produk kimia <i>Manufacture of chemicals and chemical products</i>	3.5	-2.3	-0.5	2.5	2.6	-3.1	0.6	-0.2	
21 Pembuatan produk farmaseutikal asas, kimia perubatan dan botani <i>Manufacture of basic pharmaceutical products and pharmaceutical preparations</i>	-1.2	12.9	3.0	-5.2	-1.6	3.8	-1.6	0.5	
22 Pembuatan produk getah dan plastik <i>Manufacture of rubber and plastics products</i>	1.5	1.0	0.3	-1.1	-0.1	-1.8	0.4	-0.6	
5. Produk mineral bukan logam, logam asas dan produk logam yang direka <i>Non-metallic mineral products, basic metal and fabricated metal products</i>	0.8	-1.2	0.8	0.9	0.5	-0.8	0.7	-0.4	
23 Pembuatan produk galian bukan logam lain <i>Manufacture of other non-metallic mineral products</i>	-0.4	1.0	0.9	0.1	-1.6	1.7	1.0	-1.6	
24 Pembuatan logam asas <i>Manufacture of basic metals</i>	1.1	-1.6	0.6	0.4	0.9	-1.3	0.8	0.1	
25 Pembuatan produk logam, kecuali mesin dan kelengkapan <i>Manufacture of fabricated metal products, except machinery and equipment</i>	1.5	-2.3	0.8	1.6	1.6	-2.2	0.3	0.01	
6. Produk elektrik dan elektronik <i>Electrical and electronic products</i>	0.9	1.9	1.6	0.7	-0.03	1.1	0.1	0.5	
26 Pembuatan komputer, produk elektronik dan optikal <i>Manufacture of computer, electronics and optical products</i>	1.0	2.3	2.0	1.1	-0.5	1.8	-0.2	0.5	
27 Pembuatan kelengkapan elektrik <i>Manufacture of electrical equipment</i>	0.7	-0.6	2.0	-0.6	1.0	-2.0	0.3	-0.1	
28 Pembuatan jentera dan peralatan t.t.t.l. <i>Manufacture of machinery and equipment n.e.c.</i>	0.7	2.9	-0.7	0.7	0.8	1.4	0.9	1.3	
7. Kelengkapan pengangkutan dan pembuatan lain <i>Transport equipment and other manufactures</i>	2.3	0.4	0.5	0.4	1.1	-0.4	1.5	0.5	
29 Pembuatan kenderaan bermotor, treler dan semi treler <i>Manufacture of motor vehicles, trailers and semi-trailers</i>	1.5	0.9	0.6	0.6	0.2	0.1	0.7	0.8	
30 Pembuatan kelengkapan pengangkutan lain <i>Manufacture of other transport equipment</i>	4.2	-0.8	1.7	-0.7	1.9	-1.1	3.0	0.5	
32 Pembuatan lain <i>Other manufacturing</i>	0.7	0.7	2.3	0.2	0.4	-1.1	0.5	0.7	
33 Pembaikan dan pemasangan jentera dan kelengkapan <i>Repair and installation of machinery and equipment</i>	3.4	0.4	-2.7	1.1	3.0	0.0	2.6	-0.1	
Pembuatan <i>Manufacturing</i>	Jumlah <i>Total</i>	1.2	0.5	0.8	0.8	0.7	-0.2	0.6	0.1

2023																
Mac	Apr.	Mei	Jun	Jul.	Ogo.	Sep.	Okt.	Nov.	Dis.	Jan.	Feb.	Mac	Apr.	Mei	Jun	Jul.
0.02	-0.1	0.0	0.4	0.3	0.1	0.8	0.2	0.7	0.8	1.4	0.9	-0.3	0.2	0.3	-0.02	0.7
0.02	-0.1	0.03	0.4	0.4	0.2	0.8	0.3	0.7	0.7	1.4	0.8	-0.3	0.2	0.3	-0.01	0.7
0.1	1.1	-0.6	-0.9	-0.3	-0.4	0.1	-0.2	-0.4	2.0	1.3	0.8	0.3	0.4	0.2	-0.1	0.5
-1.3	-17.5	-0.1	0.5	-0.5	-4.8	8.1	0.3	0.6	1.8	5.2	11.4	0.3	-12.0	-0.6	-1.0	-2.2
-0.2	-0.5	0.7	-0.9	-0.9	0.0	0.5	-0.5	2.4	0.3	1.0	-0.01	0.3	0.0	0.7	-0.5	-1.1
0.2	-0.2	0.9	-0.4	-0.6	0.5	0.9	-0.1	0.4	-0.4	0.8	-0.9	0.9	0.4	1.2	-0.6	-0.8
0.1	-0.7	0.7	-1.1	-1.1	-0.7	0.1	-1.1	4.4	0.6	0.7	-0.04	0.2	0.2	0.5	-0.4	-1.2
-2.4	-0.2	0.5	-1.2	-1.1	1.4	1.3	0.3	0.1	0.4	2.4	1.9	-0.8	-1.5	0.7	-0.7	-0.9
-0.4	-0.7	0.9	-0.3	-0.7	0.1	0.8	1.1	0.5	0.02	0.9	0.3	-0.5	-0.3	0.7	-1.0	-0.4
-2.1	-0.6	2.9	-1.3	-0.5	0.2	1.3	0.1	0.9	-0.2	0.6	0.7	-2.4	-0.7	2.0	-1.6	-0.2
-0.1	-1.0	0.2	0.1	0.3	-0.1	1.6	1.2	0.3	0.3	0.3	1.0	-0.2	-1.2	-1.4	-0.3	-0.9
0.5	-3.3	0.6	0.2	-0.3	-0.04	-0.4	4.3	2.3	0.4	0.2	-0.5	0.6	-1.0	1.1	-2.0	-0.1
0.5	1.5	-0.7	0.3	-1.9	0.2	0.6	-0.3	-1.5	-0.3	2.2	0.04	0.4	1.4	0.3	-0.1	-0.4
2.0	1.6	-0.1	-0.8	0.2	0.05	0.1	-0.2	-0.3	0.1	-0.3	0.3	0.6	-0.2	-0.5	-1.1	0.7
2.5	-2.8	0.3	-0.04	2.2	0.3	-0.2	-0.03	0.1	0.8	-0.2	1.2	2.8	-1.3	-0.2	-0.3	0.3
3.0	-2.9	0.8	-0.1	-0.1	-0.3	-0.1	1.3	0.7	0.5	0.7	0.3	1.5	-2.6	-0.2	-0.3	-1.3
-0.1	12.9	-0.5	0.5	1.4	1.1	0.5	0.1	-4.8	-0.5	-1.9	0.4	-0.1	5.4	-1.2	-0.4	1.9
1.8	2.6	-0.4	-1.2	0.1	0.05	0.1	-0.8	-0.3	0.02	-0.5	0.3	0.1	0.3	-0.6	-1.6	1.4
0.6	-0.6	-0.1	-0.5	0.3	0.1	0.4	0.2	0.03	0.6	0.7	-0.3	0.1	-0.7	0.5	-0.7	0.3
0.3	0.4	0.5	0.2	0.7	-0.2	0.3	-0.1	0.4	-0.2	0.4	-1.8	-0.2	0.4	0.8	0.5	0.4
0.1	-0.4	-0.6	-0.6	0.4	-0.1	0.2	0.8	-0.5	0.1	1.0	-0.2	0.1	-0.5	0.1	-0.8	-0.05
1.2	-1.3	-0.04	-1.0	-0.1	0.4	0.6	-0.1	0.1	1.6	0.5	0.8	0.3	-1.4	0.5	-1.3	0.5
0.3	0.4	0.4	1.1	0.3	1.3	0.04	0.1	0.5	0.2	-0.8	0.6	0.1	0.4	0.4	0.3	-2.0
0.7	0.6	0.6	1.1	0.5	1.3	0.1	-0.2	1.0	0.3	-1.4	0.6	0.2	0.9	0.8	0.1	-2.4
0.5	-1.1	-0.1	0.6	0.1	2.0	-0.1	0.6	-0.9	-0.3	0.2	0.1	0.7	-1.3	-0.7	-0.01	0.3
-1.5	1.3	0.1	1.5	-0.6	0.2	-0.2	0.5	0.05	0.1	0.7	1.1	-1.0	0.3	-0.6	1.7	-2.5
0.2	-0.1	0.1	0.3	0.5	-0.1	0.1	0.2	-0.1	0.3	1.1	0.05	0.02	-0.5	0.6	-0.5	1.2
-0.1	0.01	-0.1	1.0	0.3	0.1	0.3	0.1	-0.1	0.6	0.2	0.1	-0.1	-0.1	0.6	-0.4	0.9
0.7	-1.0	-0.1	0.3	0.6	0.4	0.7	-0.1	-0.2	-0.4	2.0	0.04	-0.1	-1.2	0.3	-0.2	1.5
-0.5	0.1	0.5	0.1	1.9	0.1	0.2	-0.1	0.1	0.2	0.3	-0.1	0.1	-1.1	0.6	-0.6	1.4
0.9	0.5	0.6	-0.8	-0.4	-1.3	-1.0	1.2	-0.4	0.3	2.7	0.04	0.2	0.2	0.8	-1.0	1.2
0.5	0.2	0.2	0.1	0.1	0.4	0.3	0.2	0.3	0.3	0.3	0.3	0.1	-0.1	0.3	-0.4	-0.2

Jadual **1.3a** : Gaji dan Upah yang Dibayar Sektor Pembuatan Mengikut Subsektor
 Table **1.3a** : Salaries and Wages Paid of Manufacturing Sector by Sub-sector

Subsektor Sub-sector	2021	2022	2022	
			Q1	
1. Makanan, minuman dan tembakau <i>Food, beverages and tobacco</i>	10,343	11,028	2,702	
10 Pembuatan produk makanan <i>Manufacture of food products</i>	9,773	10,433	2,553	
11 Pembuatan minuman <i>Manufacture of beverages</i>	508	532	132	
12 Pembuatan produk tembakau <i>Manufacture of tobacco products</i>	62	63	17	
2. Tekstil, pakaian, kulit dan kasut <i>Textiles, wearing apparel, leather and footwear</i>	1,827	1,909	480	
13 Pembuatan tekstil <i>Manufacture of textiles</i>	657	673	166	
14 Pembuatan pakaian <i>Manufacture of wearing apparel</i>	862	913	231	
15 Pembuatan produk kulit dan barangan berkaitan <i>Manufacture of leather and related products</i>	308	323	82	
3. Produk kayu, perabot, keluaran kertas dan percetakan <i>Wood products, furniture, paper products and printing</i>	9,057	9,483	2,398	
16 Pembuatan kayu dan produk kayu dan gabus, kecuali perabot; pembuatan bagi artikel jerami dan bahan-bahan anyaman <i>Manufacture of wood and products of wood and cork, except furniture; manufacture of articles of straw and plaiting materials</i>	2,461	2,584	650	
17 Pembuatan kertas dan produk kertas <i>Manufacture of paper and paper products</i>	2,018	2,100	524	
18 Percetakan dan penerbitan semula media rakaman <i>Printing and reproduction of recorded media</i>	2,153	2,242	567	
31 Pembuatan perabot <i>Manufacture of furniture</i>	2,425	2,556	658	
4. Petroleum, kimia, getah dan plastik <i>Petroleum, chemical, rubber and plastic</i>	20,344	20,969	5,079	
19 Pembuatan kok dan produk petroleum bertapis <i>Manufacture of coke and refined petroleum products</i>	2,326	2,363	629	
20 Pembuatan kimia dan produk kimia <i>Manufacture of chemicals and chemical products</i>	5,677	5,831	1,485	
21 Pembuatan produk farmaseutikal asas, kimia perubatan dan botani <i>Manufacture of basic pharmaceutical products and pharmaceutical preparations</i>	717	789	180	
22 Pembuatan produk getah dan plastik <i>Manufacture of rubber and plastics products</i>	11,623	11,986	2,786	
5. Produk mineral bukan logam, logam asas dan produk logam yang direka <i>Non-metallic mineral products, basic metal and fabricated metal products</i>	13,860	14,412	3,650	
23 Pembuatan produk galian bukan logam lain <i>Manufacture of other non-metallic mineral products</i>	4,340	4,607	1,123	
24 Pembuatan logam asas <i>Manufacture of basic metals</i>	4,048	4,180	1,093	
25 Pembuatan produk logam, kecuali mesin dan kelengkapan <i>Manufacture of fabricated metal products, except machinery and equipment</i>	5,473	5,625	1,435	
6. Produk elektrik dan elektronik <i>Electrical and electronic products</i>	27,409	29,441	7,384	
26 Pembuatan komputer, produk elektronik dan optikal <i>Manufacture of computer, electronics and optical products</i>	19,284	21,078	5,268	
27 Pembuatan kelengkapan elektrik <i>Manufacture of electrical equipment</i>	3,832	3,939	993	
28 Pembuatan jentera dan peralatan t.t.t.l. <i>Manufacture of machinery and equipment n.e.c.</i>	4,292	4,424	1,123	
7. Kelengkapan pengangkutan dan pembuatan lain <i>Transport equipment and other manufactures</i>	6,992	7,287	1,820	
29 Pembuatan kenderaan bermotor, treler dan semi treler <i>Manufacture of motor vehicles, trailers and semi-trailers</i>	3,411	3,526	872	
30 Pembuatan kelengkapan pengangkutan lain <i>Manufacture of other transport equipment</i>	1,095	1,142	290	
32 Pembuatan lain <i>Other manufacturing</i>	1,226	1,300	325	
33 Pembaikan dan pemasangan jentera dan kelengkapan <i>Repair and installation of machinery and equipment</i>	1,260	1,319	334	
Pembuatan <i>Manufacturing</i>	Jumlah <i>Total</i>	89,830	94,528	23,513

			2023		2022	2023
Q2	Q3	Q4	Q1	Q2	(Jan. - Jul.)	(Jan. - Jul.)
2,721	2,738	2,867	2,912	2,909	6,334	6,799
2,578	2,596	2,706	2,753	2,755	5,996	6,435
128	128	143	141	139	302	325
14	14	18	18	16	36	38
462	465	502	503	496	1,094	1,161
164	168	174	172	176	386	406
218	219	244	245	236	522	557
79	78	84	86	85	186	198
2,338	2,326	2,421	2,502	2,441	5,506	5,752
634	642	658	678	662	1,497	1,564
516	520	541	548	523	1,211	1,244
559	542	575	594	600	1,308	1,390
629	622	647	683	655	1,490	1,554
5,225	5,327	5,338	5,355	5,286	12,075	12,409
532	577	625	677	570	1,346	1,437
1,422	1,445	1,479	1,551	1,458	3,396	3,498
196	202	211	188	197	442	452
3,075	3,102	3,023	2,939	3,061	6,892	7,022
3,553	3,521	3,687	3,765	3,664	8,369	8,633
1,145	1,151	1,187	1,144	1,161	2,651	2,694
1,029	997	1,061	1,128	1,058	2,451	2,521
1,378	1,373	1,439	1,494	1,445	3,268	3,418
7,197	7,206	7,654	7,618	7,483	16,931	17,499
5,187	5,129	5,494	5,463	5,447	12,124	12,622
940	995	1,010	1,007	956	2,261	2,295
1,070	1,083	1,149	1,148	1,080	2,546	2,582
1,823	1,780	1,864	1,862	1,886	4,230	4,361
889	861	904	878	913	2,043	2,088
289	281	282	296	294	672	686
314	326	335	328	324	746	760
331	312	342	359	355	769	827
23,318	23,364	24,332	24,517	24,165	54,540	56,614

Jadual **1.3a** : Gaji dan Upah yang Dibayar Sektor Pembuatan Mengikut Subsektor (samb.)
 Table **1.3a** : Salaries and Wages Paid of Manufacturing Sector by Sub-sector (cont.)

Subsektor Sub-sector	2022					
	Jan.	Feb.	Mac	Apr.	Mei	Jun
1. Makanan, minuman dan tembakau <i>Food, beverages and tobacco</i>	903	894	905	901	907	912
10 Pembuatan produk makanan <i>Manufacture of food products</i>	853	843	857	852	860	866
11 Pembuatan minuman <i>Manufacture of beverages</i>	44	45	43	44	42	42
12 Pembuatan produk tembakau <i>Manufacture of tobacco products</i>	5	6	6	5	5	5
2. Tekstil, pakaian, kulit dan kasut <i>Textiles, wearing apparel, leather and footwear</i>	165	158	157	155	156	150
13 Pembuatan tekstil <i>Manufacture of textiles</i>	56	55	55	54	55	55
14 Pembuatan pakaian <i>Manufacture of wearing apparel</i>	81	75	75	74	75	69
15 Pembuatan produk kulit dan barangan berkaitan <i>Manufacture of leather and related products</i>	28	27	27	27	27	26
3. Produk kayu, perabot, keluaran kertas dan percetakan <i>Wood products, furniture, paper products and printing</i>	810	796	792	779	783	775
16 Pembuatan kayu dan produk kayu dan gabus, kecuali perabot; pembuatan bagi artikel jerami dan bahan-bahan anyaman <i>Manufacture of wood and products of wood and cork, except furniture; manufacture of articles of straw and plaiting materials</i>	220	216	214	212	212	209
17 Pembuatan kertas dan produk kertas <i>Manufacture of paper and paper products</i>	173	177	174	172	171	173
18 Percetakan dan penerbitan semula media rakaman <i>Printing and reproduction of recorded media</i>	194	185	188	184	188	187
31 Pembuatan perabot <i>Manufacture of furniture</i>	222	218	217	211	212	205
4. Petroleum, kimia, getah dan plastik <i>Petroleum, chemical, rubber and plastic</i>	1,675	1,654	1,750	1,708	1,739	1,778
19 Pembuatan kok dan produk petroleum bertapis <i>Manufacture of coke and refined petroleum products</i>	199	198	231	173	173	186
20 Pembuatan kimia dan produk kimia <i>Manufacture of chemicals and chemical products</i>	488	489	508	479	465	478
21 Pembuatan produk farmaseutikal asas, kimia perubatan dan botani <i>Manufacture of basic pharmaceutical products and pharmaceutical preparations</i>	61	60	60	67	64	65
22 Pembuatan produk getah dan plastik <i>Manufacture of rubber and plastics products</i>	927	908	951	989	1,037	1,049
5. Produk mineral bukan logam, logam asas dan produk logam yang direka <i>Non-metallic mineral products, basic metal and fabricated metal products</i>	1,237	1,203	1,210	1,181	1,194	1,178
23 Pembuatan produk galian bukan logam lain <i>Manufacture of other non-metallic mineral products</i>	377	367	378	378	385	383
24 Pembuatan logam asas <i>Manufacture of basic metals</i>	370	363	360	347	345	338
25 Pembuatan produk logam, kecuali mesin dan kelengkapan <i>Manufacture of fabricated metal products, except machinery and equipment</i>	490	473	472	456	465	457
6. Produk elektrik dan elektronik <i>Electrical and electronic products</i>	2,473	2,490	2,421	2,374	2,402	2,421
26 Pembuatan komputer, produk elektronik dan optikal <i>Manufacture of computer, electronics and optical products</i>	1,745	1,774	1,749	1,723	1,722	1,742
27 Pembuatan kelengkapan elektrik <i>Manufacture of electrical equipment</i>	342	333	319	292	321	328
28 Pembuatan jentera dan peralatan t.t.t.l. <i>Manufacture of machinery and equipment n.e.c.</i>	386	383	354	359	359	351
7. Kelengkapan pengangkutan dan pembuatan lain <i>Transport equipment and other manufactures</i>	603	610	608	616	605	602
29 Pembuatan kenderaan bermotor, treler dan semi treler <i>Manufacture of motor vehicles, trailers and semi-trailers</i>	289	296	287	300	294	295
30 Pembuatan kelengkapan pengangkutan lain <i>Manufacture of other transport equipment</i>	92	95	102	97	97	94
32 Pembuatan lain <i>Other manufacturing</i>	110	109	106	104	104	106
33 Pembaikan dan pemasangan jentera dan kelengkapan <i>Repair and installation of machinery and equipment</i>	111	110	113	115	110	106
Pembuatan <i>Manufacturing</i>	Jumlah					
	Total	7,865	7,805	7,843	7,715	7,787
		7,865	7,805	7,843	7,715	7,787

(RM Juta/Million)

2023												
Jul.	Ogo.	Sep.	Okt.	Nov.	Dis.	Jan.	Feb.	Mac	Apr.	Mei	Jun	Jul.
912	906	921	922	933	1,012	978	972	962	964	973	972	978
866	859	871	872	881	954	925	919	909	911	922	921	928
41	42	45	45	47	52	48	47	47	47	46	45	45
5	5	5	5	5	7	6	6	6	5	5	5	5
153	154	159	159	166	177	173	164	166	166	167	163	162
55	56	57	57	58	59	59	56	57	58	59	59	59
73	72	74	74	81	89	86	79	80	80	79	76	77
25	26	28	28	28	29	29	29	29	28	28	28	27
770	773	783	790	798	834	843	832	827	811	823	808	809
213	214	216	217	217	224	226	228	224	222	222	218	224
171	173	176	177	178	187	180	186	182	175	174	174	173
182	182	177	183	190	202	204	193	197	197	203	200	196
203	204	214	213	213	221	233	225	224	217	223	215	216
1,770	1,781	1,776	1,758	1,733	1,847	1,770	1,753	1,831	1,775	1,747	1,764	1,768
185	187	206	204	195	226	216	212	249	188	187	195	190
489	481	476	477	477	525	509	512	530	502	472	484	489
66	68	68	69	66	76	65	61	62	68	64	65	67
1,031	1,045	1,026	1,007	996	1,019	981	968	990	1,017	1,024	1,020	1,022
1,166	1,165	1,191	1,197	1,206	1,283	1,272	1,248	1,244	1,213	1,236	1,215	1,204
383	379	390	391	391	405	393	373	379	379	392	390	389
329	331	338	340	342	379	382	375	370	356	356	346	336
455	455	463	467	473	499	498	501	495	478	488	479	479
2,351	2,400	2,456	2,452	2,448	2,754	2,529	2,571	2,518	2,462	2,518	2,503	2,398
1,669	1,703	1,757	1,749	1,756	1,989	1,794	1,849	1,820	1,801	1,832	1,814	1,712
328	334	333	331	325	354	343	337	327	298	326	332	333
353	363	366	372	366	411	393	384	371	363	360	357	354
588	594	599	604	606	655	617	624	621	626	635	624	613
283	288	290	291	291	322	292	297	289	301	306	306	297
93	93	95	95	93	94	96	98	103	98	100	96	96
107	109	110	108	108	119	111	109	109	106	110	108	108
104	103	104	110	114	119	119	120	120	122	119	115	113
7,709	7,771	7,885	7,881	7,890	8,562	8,183	8,164	8,170	8,017	8,100	8,049	7,932

Jadual **1.3b** : Gaji dan Upah yang Dibayar Sektor Pembuatan Mengikut Subsektor: Perubahan Peratusan Tahunan
 Table **1.3b** : *Salaries and Wages Paid of Manufacturing Sector by Sub-sector: Annual Percentage Change*

Subsektor Sub-sector	2021	2022	2022				2023		2022 (Jan. - Jul.)	2023 (Jan. - Jul.)	
			Q1	Q2	Q3	Q4	Q1	Q2			
1. Makanan, minuman dan tembakau <i>Food, beverages and tobacco</i>	2.2	6.6	5.6	6.1	7.2	7.6	7.8	6.9	5.9	7.3	
10 Pembuatan produk makanan <i>Manufacture of food products</i>	2.6	6.7	5.9	6.2	7.2	7.7	7.8	6.9	6.1	7.3	
11 Pembuatan minuman <i>Manufacture of beverages</i>	-5.4	4.8	1.0	5.5	6.8	5.8	6.9	8.3	3.9	7.8	
12 Pembuatan produk tembakau <i>Manufacture of tobacco products</i>	-2.4	2.6	0.8	1.8	3.9	3.9	4.5	8.5	1.7	6.2	
2. Tekstil, pakaian, kulit dan kasut <i>Textiles, wearing apparel, leather and footwear</i>	-8.5	4.5	2.9	4.2	6.6	4.4	4.9	7.4	3.9	6.2	
13 Pembuatan tekstil <i>Manufacture of textiles</i>	-0.6	2.4	1.7	1.6	4.4	2.0	3.5	6.9	2.0	5.3	
14 Pembuatan pakaian <i>Manufacture of wearing apparel</i>	-15.7	5.8	3.6	5.7	7.5	6.7	5.7	8.0	4.9	6.7	
15 Pembuatan produk kulit dan barangan berkaitan <i>Manufacture of leather and related products</i>	-1.5	5.2	3.4	5.5	9.4	3.0	5.4	6.9	5.3	6.6	
3. Produk kayu, perabot, keluaran kertas dan percetakan <i>Wood products, furniture, paper products and printing</i>	1.0	4.7	4.9	5.6	5.5	2.9	4.3	4.4	5.5	4.5	
16 Pembuatan kayu dan produk kayu dan gabus, kecuali perabot; pembuatan bagi artikel jerami dan bahan-bahan anyaman <i>Manufacture of wood and products of wood and cork, except furniture; manufacture of articles of straw and plaiting materials</i>	1.5	5.0	7.5	8.2	4.2	0.6	4.2	4.5	7.7	4.5	
17 Pembuatan kertas dan produk kertas <i>Manufacture of paper and paper products</i>	0.7	4.1	3.7	2.9	5.1	4.6	4.7	1.4	3.7	2.7	
18 Percetakan dan penerbitan semula media rakaman <i>Printing and reproduction of recorded media</i>	-0.8	4.2	1.3	1.9	6.9	6.8	4.8	7.3	2.2	6.2	
31 Pembuatan perabot <i>Manufacture of furniture</i>	2.4	5.4	6.6	8.7	6.1	0.6	3.8	4.2	7.9	4.3	
4. Petroleum, kimia, getah dan plastik <i>Petroleum, chemical, rubber and plastic</i>	4.8	3.1	1.2	2.0	4.4	4.6	5.4	1.2	2.1	2.8	
19 Pembuatan kok dan produk petroleum bertapis <i>Manufacture of coke and refined petroleum products</i>	1.9	1.6	1.9	1.9	2.1	0.7	7.7	7.1	1.9	6.8	
20 Pembuatan kimia dan produk kimia <i>Manufacture of chemicals and chemical products</i>	0.2	2.7	1.5	2.4	3.4	3.5	4.5	2.5	2.4	3.0	
21 Pembuatan produk farmaseutikal asas, kimia perubatan dan botani <i>Manufacture of basic pharmaceutical products and pharmaceutical preparations</i>	13.7	10.0	8.8	8.6	10.3	11.8	4.6	0.7	8.9	2.3	
22 Pembuatan produk getah dan plastik <i>Manufacture of rubber and plastics products</i>	7.3	3.1	0.5	1.5	4.9	5.6	5.5	-0.5	1.5	1.9	
5. Produk mineral bukan logam, logam asas dan produk logam yang direka <i>Non-metallic mineral products, basic metal and fabricated metal products</i>	2.1	4.0	3.6	4.7	5.6	2.2	3.1	3.1	4.5	3.1	
23 Pembuatan produk galian bukan logam lain <i>Manufacture of other non-metallic mineral products</i>	1.6	6.2	4.1	5.3	9.1	6.2	1.9	1.3	5.4	1.6	
24 Pembuatan logam asas <i>Manufacture of basic metals</i>	1.5	3.3	4.8	4.4	4.0	0.1	3.2	2.8	4.8	2.9	
25 Pembuatan produk logam, kecuali mesin dan kelengkapan <i>Manufacture of fabricated metal products, except machinery and equipment</i>	2.9	2.8	2.3	4.5	4.0	0.5	4.1	4.9	3.7	4.6	
6. Produk elektrik dan elektronik <i>Electrical and electronic products</i>	4.6	7.4	6.1	7.5	9.1	7.0	3.2	4.0	7.1	3.4	
26 Pembuatan komputer, produk elektronik dan optikal <i>Manufacture of computer, electronics and optical products</i>	5.5	9.3	8.2	9.4	11.0	8.8	3.7	5.0	9.1	4.1	
27 Pembuatan kelengkapan elektrik <i>Manufacture of electrical equipment</i>	2.2	2.8	1.7	3.3	4.5	1.6	1.4	1.7	2.8	1.5	
28 Pembuatan jentera dan peralatan t.t.t.l. <i>Manufacture of machinery and equipment n.e.c.</i>	3.0	3.1	1.2	3.0	4.9	3.3	2.3	0.9	2.4	1.4	
7. Kelengkapan pengangkutan dan pembuatan lain <i>Transport equipment and other manufactures</i>	1.0	4.2	2.5	5.1	7.0	2.6	2.3	3.5	4.4	3.1	
29 Pembuatan kenderaan bermotor, treler dan semi treler <i>Manufacture of motor vehicles, trailers and semi-trailers</i>	-0.2	3.4	0.8	3.6	7.3	2.1	0.7	2.7	3.1	2.2	
30 Pembuatan kelengkapan pengangkutan lain <i>Manufacture of other transport equipment</i>	-0.5	4.2	0.5	4.5	8.4	3.9	2.4	1.7	3.3	2.1	
32 Pembuatan lain <i>Other manufacturing</i>	5.6	6.1	7.8	8.1	7.5	1.5	1.0	3.0	8.0	1.9	
33 Pembaikan dan pemasangan jentera dan kelengkapan <i>Repair and installation of machinery and equipment</i>	1.6	4.7	3.7	7.1	4.6	3.6	7.5	7.4	5.4	7.5	
Pembuatan	Jumlah Total	3.0	5.2	4.1	5.2	6.7	5.0	4.3	3.6	5.0	3.8

(%)

2022												2023						
Jan.	Feb.	Mac.	Apr.	Mei.	Jun	Jul.	Ogo.	Sep.	Okt.	Nov.	Dis.	Jan.	Feb.	Mac.	Apr.	Mei.	Jun	Jul.
5.9	5.4	5.5	4.4	5.7	8.3	6.4	9.4	5.8	6.0	7.0	9.7	8.3	8.8	6.3	7.0	7.3	6.5	7.2
6.2	5.6	5.8	4.5	5.8	8.3	6.3	9.5	5.9	6.1	7.1	9.8	8.4	9.0	6.1	6.9	7.2	6.4	7.1
-0.04	2.0	1.2	2.5	5.6	8.9	8.8	7.0	4.8	5.1	4.7	7.5	7.9	4.0	9.0	7.8	8.4	8.7	9.2
1.3	0.9	0.3	0.5	0.2	4.8	4.9	4.6	2.3	2.6	4.4	4.6	3.8	4.1	5.6	9.7	8.3	7.6	5.3
2.8	3.2	2.7	2.0	2.0	8.9	6.4	5.8	7.7	5.9	3.8	3.6	4.9	4.2	5.6	7.0	6.9	8.4	6.3
2.4	2.0	0.8	0.6	0.4	3.9	4.1	3.7	5.2	3.2	2.3	0.7	4.1	1.5	4.9	6.8	7.2	6.6	5.8
3.1	3.8	3.9	2.7	2.4	13.1	6.5	6.4	9.5	9.2	5.5	5.6	5.7	5.5	6.0	7.7	6.6	9.8	5.6
2.8	4.0	3.4	3.2	4.4	9.1	11.5	8.6	8.2	2.9	2.0	3.9	4.3	5.9	6.1	5.3	7.1	8.5	9.7
5.1	5.2	4.5	4.5	5.0	7.3	7.2	6.7	2.9	3.0	2.6	3.1	4.1	4.5	4.4	4.0	5.0	4.2	5.1
7.6	7.9	7.1	7.0	7.9	9.9	6.8	5.8	0.3	0.5	0.3	1.1	2.5	5.1	5.0	4.7	4.6	4.1	5.4
4.0	5.9	1.3	1.2	3.0	4.4	6.1	5.8	3.5	3.3	2.7	7.7	4.1	5.0	4.9	1.8	1.7	0.8	0.7
1.6	1.3	1.0	0.5	0.6	4.7	6.0	5.8	9.1	9.3	8.6	3.0	5.1	4.5	4.7	6.6	8.2	7.1	7.4
6.7	5.2	7.9	8.5	7.9	9.6	9.8	9.3	0.2	0.3	0.1	1.4	4.8	3.3	3.2	2.9	5.2	4.6	6.4
1.1	1.1	1.5	2.3	2.4	1.4	4.6	4.7	3.8	3.8	4.8	5.2	5.7	6.0	4.7	3.9	0.5	-0.8	-0.2
0.2	2.5	2.7	2.5	3.1	0.2	2.5	3.9	0.2	0.3	0.4	1.2	8.1	7.3	7.6	8.3	8.0	5.1	2.8
1.8	1.3	1.6	2.9	3.5	1.0	4.7	4.0	1.5	3.1	3.3	4.1	4.4	4.6	4.4	5.0	1.4	1.2	0.1
10.5	7.8	8.2	8.3	8.5	9.1	9.9	10.0	11.0	11.7	12.3	11.6	6.7	3.2	3.8	1.1	0.6	0.3	0.8
0.4	0.3	0.7	1.6	1.5	1.4	4.6	4.8	5.1	4.4	6.0	6.3	5.8	6.6	4.1	2.8	-1.2	-2.8	-0.9
4.1	3.5	3.1	3.3	3.9	7.0	7.2	7.1	2.7	2.4	2.1	2.0	2.9	3.8	2.8	2.7	3.5	3.2	3.2
4.6	3.9	3.8	3.4	3.6	8.9	9.8	9.5	8.1	7.5	5.8	5.4	4.0	1.6	0.1	0.2	1.8	2.0	1.6
5.7	6.2	2.4	4.1	4.1	5.1	6.0	5.7	0.5	0.2	0.1	0.1	3.4	3.3	2.8	2.7	3.3	2.3	2.2
2.6	1.3	3.0	2.8	4.1	6.8	5.9	6.2	0.2	0.1	0.7	0.8	1.6	5.8	5.0	4.8	5.0	4.8	5.4
5.6	5.5	7.3	7.3	7.5	7.8	9.1	9.3	8.9	7.2	6.7	7.1	2.3	3.2	4.0	3.7	4.8	3.4	2.0
7.4	7.3	9.8	8.9	9.5	9.7	10.9	11.2	10.8	8.6	8.8	9.0	2.8	4.2	4.1	4.6	6.4	4.1	2.5
0.8	1.6	2.9	4.2	2.8	3.0	4.7	4.8	4.2	2.7	1.8	0.5	0.3	1.3	2.7	2.1	1.7	1.2	1.5
2.0	1.1	0.3	2.8	2.9	3.2	5.1	5.2	4.6	4.7	1.4	4.0	1.7	0.5	4.8	1.0	0.2	1.6	0.2
2.5	2.2	2.7	2.7	4.7	8.1	8.4	8.3	4.5	2.9	1.4	3.3	2.4	2.3	2.2	1.6	5.1	3.8	4.4
0.5	0.6	1.3	0.6	3.2	7.4	9.1	9.2	3.8	2.6	1.0	2.8	1.0	0.4	0.9	0.3	4.3	3.7	5.0
0.0	0.7	0.9	1.3	3.8	8.7	9.1	9.3	7.0	5.6	1.7	4.4	3.7	2.7	1.0	0.7	2.4	2.0	2.2
9.4	7.2	6.8	7.4	8.3	8.4	8.4	8.5	5.5	2.1	1.9	0.6	0.3	0.1	2.8	1.9	6.1	1.2	0.9
3.6	3.3	4.2	5.4	6.4	9.6	5.7	4.6	3.3	2.0	1.9	6.9	7.0	9.1	6.4	5.8	8.5	8.1	8.2
4.1	3.9	4.4	4.5	5.0	6.2	7.1	7.5	5.4	4.8	4.7	5.4	4.0	4.6	4.2	3.9	4.0	3.0	2.9

Jadual **1.3C** : Gaji dan Upah yang Dibayar Sektor Pembuatan Mengikut Subsektor: Perubahan Peratusan Bulanan/Suku Tahunan
 Table **1.3C** : Salaries and Wages Paid of Manufacturing Sector by Sub-sector: Monthly/Quarterly Percentage Change

Subsektor Sub-sector	2022				2023		2022	
	Q1	Q2	Q3	Q4	Q1	Q2	Jan.	Feb.
1. Makanan, minuman dan tembakau <i>Food, beverages and tobacco</i>	1.4	0.7	0.7	4.7	1.6	-0.1	-2.2	-1.0
10 Pembuatan produk makanan <i>Manufacture of food products</i>	1.6	1.0	0.7	4.3	1.7	0.1	-1.8	-1.2
11 Pembuatan minuman <i>Manufacture of beverages</i>	-2.4	-3.2	0.1	11.9	-1.4	-1.9	-7.2	1.1
12 Pembuatan produk tembakau <i>Manufacture of tobacco products</i>	0.3	-14.9	0.5	21.1	0.9	-11.6	-16.4	6.7
2. Tekstil, pakaian, kulit dan kasut <i>Textiles, wearing apparel, leather and footwear</i>	-0.3	-3.7	0.8	7.8	0.2	-1.4	-3.4	-4.3
13 Pembuatan tekstil <i>Manufacture of textiles</i>	-2.7	-1.2	2.2	3.8	-1.3	2.1	-3.9	-1.7
14 Pembuatan pakaian <i>Manufacture of wearing apparel</i>	1.2	-5.6	0.4	11.3	0.3	-3.6	-4.4	-7.0
15 Pembuatan produk kulit dan barangan berkaitan <i>Manufacture of leather and related products</i>	0.8	-3.5	-0.9	6.9	3.2	-2.1	0.9	-1.8
3. Produk kayu, perabot, keluaran kertas dan percetakan <i>Wood products, furniture, paper products and printing</i>	1.9	-2.5	-0.5	4.1	3.3	-2.4	0.1	-1.6
16 Pembuatan kayu dan produk kayu dan gabus, kecuali perabot; pembuatan bagi artikel jerami dan bahan-bahan anyaman <i>Manufacture of wood and products of wood and cork, except furniture; manufacture of articles of straw and plaiting materials</i>	-0.6	-2.5	1.3	2.5	2.9	-2.2	-0.6	-1.7
17 Pembuatan kertas dan produk kertas <i>Manufacture of paper and paper products</i>	1.2	-1.5	0.7	4.1	1.3	-4.5	-0.05	2.1
18 Percetakan dan penerbitan semula media rakaman <i>Printing and reproduction of recorded media</i>	5.3	-1.3	-3.2	6.1	3.4	1.1	-1.2	-4.7
31 Pembuatan perabot <i>Manufacture of furniture</i>	2.2	-4.4	-1.0	4.0	5.5	-4.0	2.1	-1.9
4. Petroleum, kimia, getah dan plastik <i>Petroleum, chemical, rubber and plastic</i>	-0.4	2.9	1.9	0.2	0.3	-1.3	-4.6	-1.2
19 Pembuatan kok dan produk petroleum bertapis <i>Manufacture of coke and refined petroleum products</i>	1.2	-15.4	8.5	8.3	8.2	-15.8	-10.8	-0.7
20 Pembuatan kimia dan produk kimia <i>Manufacture of chemicals and chemical products</i>	3.9	-4.2	1.6	2.3	4.9	-6.0	-3.4	0.3
21 Pembuatan produk farmaseutikal asas, kimia perubatan dan botani <i>Manufacture of basic pharmaceutical products and pharmaceutical preparations</i>	-4.5	8.7	3.3	4.4	-10.7	4.6	-10.3	-2.3
22 Pembuatan produk getah dan plastik <i>Manufacture of rubber and plastics products</i>	-2.7	10.4	0.9	-2.6	-2.8	4.2	-3.3	-2.1
5. Produk mineral bukan logam, logam asas dan produk logam yang direka <i>Non-metallic mineral products, basic metal and fabricated metal products</i>	1.2	-2.7	-0.9	4.7	2.1	-2.7	-1.7	-2.7
23 Pembuatan produk galian bukan logam lain <i>Manufacture of other non-metallic mineral products</i>	0.4	2.0	0.5	3.1	-3.7	1.5	-1.9	-2.8
24 Pembuatan logam asas <i>Manufacture of basic metals</i>	3.2	-5.8	-3.1	6.4	6.3	-6.2	-2.2	-1.8
25 Pembuatan produk logam, kecuali mesin dan kelengkapan <i>Manufacture of fabricated metal products, except machinery and equipment</i>	0.3	-3.9	-0.4	4.8	3.8	-3.2	-1.2	-3.3
6. Produk elektrik dan elektronik <i>Electrical and electronic products</i>	3.2	-2.5	0.1	6.2	-0.5	-1.8	-3.9	0.7
26 Pembuatan komputer, produk elektronik dan optikal <i>Manufacture of computer, electronics and optical products</i>	4.4	-1.6	-1.1	7.1	-0.6	-0.3	-4.3	1.7
27 Pembuatan kelengkapan elektrik <i>Manufacture of electrical equipment</i>	-0.1	-5.3	5.8	1.5	-0.4	-5.0	-3.0	-2.7
28 Pembuatan jentera dan peralatan t.t.t.l. <i>Manufacture of machinery and equipment n.e.c.</i>	1.0	-4.7	1.2	6.1	-0.1	-6.0	-2.3	-0.9
7. Kelengkapan pengangkutan dan pembuatan lain <i>Transport equipment and other manufactures</i>	0.1	0.2	-2.3	4.7	-0.1	1.3	-4.9	1.2
29 Pembuatan kenderaan bermotor, treler dan semi treler <i>Manufacture of motor vehicles, trailers and semi-trailers</i>	-1.6	2.0	-3.1	5.0	-2.9	4.0	-7.9	2.5
30 Pembuatan kelengkapan pengangkutan lain <i>Manufacture of other transport equipment</i>	6.7	-0.2	-2.6	0.2	5.1	-0.9	2.5	3.0
32 Pembuatan lain <i>Other manufacturing</i>	-1.6	-3.3	3.7	2.9	-2.0	-1.4	-7.1	-1.3
33 Pembaikan dan pemasangan jentera dan kelengkapan <i>Repair and installation of machinery and equipment</i>	1.0	-0.9	-5.8	9.8	4.8	-0.9	0.2	-1.1
Pembuatan	Jumlah Total	1.4	-0.8	0.2	4.1	0.8	-1.4	-0.8

2023																
Mac	Apr.	Mei	Jun	Jul.	Ogo.	Sep.	Okt.	Nov.	Dis.	Jan.	Feb.	Mac	Apr.	Mei	Jun	Jul.
1.2	-0.4	0.7	0.6	-0.1	-0.7	1.7	0.1	1.2	8.4	-3.3	-0.6	-1.1	0.2	1.0	-0.1	0.6
1.6	-0.5	0.9	0.7	-0.01	-0.8	1.4	0.1	1.0	8.3	-3.1	-0.6	-1.1	0.2	1.2	-0.1	0.7
-4.7	2.6	-3.8	-1.0	-1.1	1.6	6.6	-0.04	5.2	9.4	-6.8	-2.6	-0.2	1.6	-3.3	-0.8	-0.7
-5.0	-13.9	0.02	0.2	-0.01	-3.7	8.7	4.7	2.2	27.6	-17.0	7.0	-3.6	-10.5	-1.3	-0.4	-2.2
-0.6	-1.0	0.7	-4.1	1.8	0.9	3.1	-0.1	4.8	6.4	-2.2	-5.0	0.8	0.3	0.7	-2.7	-0.2
-1.4	-1.0	2.4	-0.7	0.9	0.2	2.3	0.5	1.7	1.5	-0.6	-4.2	1.9	0.8	2.8	-1.2	0.2
0.1	-1.1	0.1	-7.0	4.7	-0.6	3.1	-0.6	8.9	11.0	-4.3	-7.2	0.5	0.5	-0.9	-4.2	0.6
-0.8	-0.7	-1.1	-3.1	-4.4	6.9	4.7	0.05	0.5	3.3	1.2	-0.3	-0.6	-1.4	0.6	-1.8	-3.4
-0.5	-1.6	0.5	-1.1	-0.7	0.5	1.3	0.8	1.0	4.5	1.1	-1.3	-0.5	-2.0	1.5	-1.8	0.1
-1.4	-0.7	0.2	-1.4	1.6	0.4	1.1	0.4	0.3	3.0	0.8	0.8	-1.5	-1.0	0.2	-2.0	2.9
-1.9	-0.8	-0.8	1.4	-1.0	0.8	1.6	0.7	0.4	5.2	-3.4	3.0	-2.0	-3.8	-0.8	0.4	-1.0
2.0	-2.1	1.9	-0.4	-2.7	0.2	-2.9	3.2	3.8	6.6	0.8	-5.3	2.2	-0.3	3.4	-1.4	-2.4
-0.5	-2.8	0.5	-3.2	-1.0	0.5	4.9	-0.5	-0.1	3.7	5.6	-3.3	-0.7	-3.0	2.8	-3.8	0.7
5.8	-2.4	1.8	2.2	-0.4	0.6	-0.3	-1.0	-1.4	6.5	-4.1	-1.0	4.5	-3.1	-1.5	0.9	0.2
16.9	-25.1	-0.1	7.4	-0.4	0.9	10.2	-0.5	-4.8	16.1	-4.7	-1.5	17.2	-24.6	-0.5	4.5	-2.6
3.8	-5.8	-2.8	2.8	2.2	-1.6	-1.0	0.2	0.0	10.2	-3.1	0.5	3.7	-5.3	-6.1	2.6	1.1
-0.03	12.7	-4.5	0.7	2.3	3.5	-0.8	2.3	-5.1	15.2	-14.2	-5.5	0.5	9.7	-4.9	0.4	2.8
4.8	4.0	4.8	1.2	-1.8	1.4	-1.8	-1.8	-1.2	2.4	-3.8	-1.4	2.3	2.7	0.7	-0.4	0.2
0.6	-2.4	1.2	-1.4	-1.0	-0.1	2.3	0.6	0.7	6.4	-0.8	-1.9	-0.3	-2.5	1.9	-1.7	-0.9
3.2	-0.2	1.9	-0.6	0.1	-1.1	2.8	0.3	0.1	3.6	-3.2	-5.1	1.7	-0.1	3.5	-0.4	-0.3
-0.8	-3.7	-0.6	-1.9	-2.8	0.6	2.3	0.6	0.5	10.8	1.0	-1.9	-1.2	-3.8	-0.1	-2.9	-2.9
-0.4	-3.3	1.9	-1.7	-0.5	0.2	1.8	0.7	1.4	5.6	-0.3	0.7	-1.1	-3.5	2.1	-1.9	0.0
-2.8	-1.9	1.2	0.8	-2.9	2.1	2.4	-0.2	-0.2	12.5	-8.2	1.6	-2.0	-2.2	2.3	-0.6	-4.2
-1.4	-1.5	-0.1	1.2	-4.2	2.0	3.2	-0.4	0.4	13.3	-9.8	3.1	-1.6	-1.1	1.7	-0.9	-5.7
-4.2	-8.4	9.9	2.2	0.04	1.9	-0.2	-0.7	-1.6	8.8	-3.3	-1.7	-2.8	-8.9	9.4	1.8	0.2
-7.6	1.6	-0.002	-2.2	0.6	2.7	1.0	1.5	-1.5	12.2	-4.4	-2.1	-3.6	-2.1	-0.7	-0.9	-0.7
-0.4	1.4	-1.9	-0.5	-2.4	1.0	0.9	0.8	0.4	8.1	-5.8	1.1	-0.4	0.8	1.4	-1.7	-1.8
-3.0	4.5	-2.1	0.6	-4.1	1.9	0.5	0.5	-0.1	10.8	-9.6	1.9	-2.5	3.9	1.9	-0.02	-3.0
7.3	-4.5	-0.2	-3.1	-0.8	-1.1	3.1	-0.2	-2.7	1.6	1.7	2.0	5.4	-4.8	1.5	-3.5	-0.5
-2.6	-1.9	0.2	2.0	0.4	2.4	0.6	-2.2	0.6	10.4	-7.4	-1.5	0.1	-2.8	4.3	-2.7	0.1
2.3	2.3	-4.8	-3.3	-1.6	-0.8	0.4	5.5	4.0	4.0	0.3	0.9	-0.3	1.8	-2.4	-3.7	-1.5
0.5	-1.6	0.9	0.4	-1.4	0.8	1.5	-0.05	0.1	8.5	-4.4	-0.2	0.1	-1.9	1.0	-0.6	-1.5

Jadual **1.4a** : Nilai Jualan Sektor Pembuatan Mengikut Kumpulan
 Table : Sales Value of Manufacturing Sector by Group

Kod Kumpulan Group code	Keterangan Kumpulan/Tempoh	2021	2022	2022		
				Q1	Q2	Q3
101	Pemprosesan dan pengawetan daging	7,877	8,809	2,135	2,179	2,212
102	Pemprosesan dan pengawetan ikan, krustasea dan moluska	6,281	5,714	1,435	1,434	1,405
	10201 Pengetinan ikan, krustasea dan moluska &					
	10202 Pemprosesan dan pengawetan ikan, krustasea dan moluska	5,970	5,391	1,354	1,359	1,324
	Industri lain	311	323	80	75	81
103	Pemprosesan dan pengawetan buah-buahan dan sayur - sayuran	1,779	1,808	445	441	453
	10303 Pengetinan nanas &					
	10304 Pembuatan jem, marmalad dan sajian jeli	364	357	75	77	99
	Industri lain	1,415	1,451	369	364	354
104	Pembuatan minyak dan lemak daripada sayuran dan haiwan	168,492	190,130	37,522	53,117	49,670
	10404 Pembuatan minyak sayuran mentah dan bertapis &					
	10406 Pembuatan sebatian lemak masakan	17,088	20,492	4,070	5,239	5,949
	10405 Pembuatan minyak kelapa	1,143	1,536	372	359	410
	Industri lain	150,261	168,102	33,080	47,518	43,311
105	Pembuatan produk tenusu	10,805	12,117	2,942	3,036	3,090
	10502 Pembuatan susu pekat, tepung dan sejat	10,000	11,313	2,739	2,842	2,880
	Industri lain	805	804	203	194	210
106	Pembuatan produk bijian, kanji dan produk berkanji	8,695	10,613	2,516	2,775	2,606
	10611 Pengilangan beras	3,920	5,201	1,189	1,403	1,300
	10613 Pengilangan tepung	4,453	5,075	1,248	1,291	1,225
	Industri lain	322	336	78	81	81
107	Pembuatan produk makanan lain	53,256	58,413	14,013	14,682	14,869
	10711 Pembuatan biskut dan cookies	2,234	3,287	797	846	797
	10712 Pembuatan roti, kek dan produk bakeri lain	12,375	12,482	2,875	3,258	3,255
	10713 Pembuatan produk snek	2,342	2,830	692	723	684
	10721 Pembuatan gula	5,502	5,200	1,370	1,298	1,252
	10731 Pembuatan produk koko	3,401	3,402	864	807	847
	10732 Pembuatan coklat dan produk coklat &					
	10733 Pembuatan konfeksi gula	12,588	14,094	3,382	3,618	3,606
	10793 Pembuatan sos dan bahan perasa	2,187	2,267	590	561	539
	10799 Pembuatan produk makanan lain t.t.t.l.	4,801	6,300	1,433	1,497	1,652
	Industri lain	7,825	8,552	2,011	2,074	2,238
108/ 10800	Pembuatan makanan haiwan tersedia	13,164	16,492	3,619	4,298	4,347
110	Pembuatan minuman ringan	10,629	12,717	3,198	3,034	3,237
	11041 Pembuatan minuman ringan	6,267	6,725	1,739	1,564	1,650
	11042 Pengeluaran air mineral semulajadi dan minuman lain yang dibotolkan	1,321	1,350	347	334	345
	Industri lain	3,040	4,643	1,113	1,137	1,242
120/ 12000	Pembuatan produk tembakau	2,940	3,410	1,018	785	681
131	Pemintalan, penenunan dan penyiapan tekstil	6,132	6,520	1,679	1,629	1,586
	13110 Penyediaan dan pemintalan gentian tekstil &					
	13120 Penenunan tekstil	4,500	4,842	1,254	1,202	1,171
	13132 Pewarnaan, pelunturan, percetakan dan penyiapan akhir benang dan fabrik	1,570	1,625	412	413	401
	Industri lain	62	53	14	13	14
139	Pembuatan tekstil lain	4,595	5,132	1,279	1,272	1,260
	13910 Pembuatan fabrik dikait dan dikrusye	2,240	2,306	587	574	559
	Industri lain	2,356	2,825	692	698	701
141	Pembuatan pakaian, kecuali pakaian berbulu	8,631	8,945	2,353	2,118	2,124
	14102 Pembuatan pakaian	7,689	7,847	2,041	1,843	1,881
	Industri lain	942	1,098	312	275	242
142 & 143	Pembuatan artikel daripada kulit bulu dan pakaian yang dikait dan dikrusye	405	408	103	92	100
151 (15110 & 15120)	Penyamakan dan pembersihan kulit, pembuatan bagasi, beg tangan, pelana dan abah-abah pembersihan dan pewarnaan bulu	1,440	1,857	477	387	441
152	Pembuatan kasut	750	781	202	181	189
	15201 Pembuatan kasut kulit &					
	15203 Pembuatan kasut getah	444	498	122	108	129
	Industri lain	306	282	81	73	60
161/ 16100	Pengilangan dan pengetaman kayu	5,885	6,672	1,933	1,334	1,581

2023		2022		2023		Group Description/Period
Q4	Q1	Q2	(Jan. - Jul.)	(Jan. - Jul.)		
2,282	2,269	2,393	5,023	5,423		Processing and preserving of meat
1,440	1,450	1,487	3,306	3,457		Processing and preserving of fish, crustaceans and molluscs
						<i>Canning of fish, crustaceans and molluscs</i>
1,353	1,357	1,392	3,126	3,240		<i>Processing, curing and preserving of fish, crustacean and molluscs</i>
87	93	94	180	216		<i>Other industry</i>
469	517	600	1,028	1,321		Processing and preserving of fruits and vegetable
						<i>Pineapple canning</i>
104	113	145	183	308		<i>Manufacture of jams, marmalades and table jellies</i>
365	404	455	844	1,013		<i>Other industry</i>
49,822	39,293	39,599	106,418	91,759		Manufacture of vegetable and animal oils and fats
						<i>Manufacture of crude and refined vegetable oil</i>
5,234	4,976	5,227	11,327	11,874		<i>Manufacture of compound cooking fats</i>
395	315	271	866	681		<i>Manufacture of coconut oil</i>
44,193	34,003	34,101	94,225	79,204		<i>Other industry</i>
3,049	3,056	3,180	6,957	7,187		Manufacture of dairy products
2,852	2,871	2,982	6,491	6,733		<i>Manufacture of condensed, powdered and evaporated milk</i>
197	184	199	466	454		<i>Other industry</i>
2,716	2,757	2,802	6,112	6,450		Manufacture of grain mill products, starches and starch products
1,308	1,340	1,388	2,987	3,155		<i>Rice milling</i>
1,312	1,334	1,337	2,940	3,109		<i>Flour milling</i>
97	83	77	185	186		<i>Other industry</i>
14,849	14,981	15,669	33,551	35,801		Manufacture of other food products
847	839	952	1,896	2,142		<i>Manufacture of biscuits and cookies</i>
3,094	3,403	3,608	7,244	8,192		<i>Manufacture of bread, cakes and other bakery products</i>
732	698	797	1,627	1,759		<i>Manufacture of snack products</i>
1,279	1,271	1,475	3,079	3,253		<i>Manufacture of sugar</i>
885	903	869	1,953	2,068		<i>Manufacture of cocoa products</i>
						<i>Manufacture of chocolate and chocolate products</i>
3,488	3,441	3,448	8,163	7,960		<i>Manufacture of sugar confectionery</i>
578	569	575	1,325	1,334		<i>Manufacture of sauces and condiments</i>
1,718	1,610	1,582	3,436	3,690		<i>Manufacture of other food products n.e.c.</i>
2,228	2,247	2,364	4,827	5,403		<i>Other industry</i>
4,228	4,349	4,993	9,367	11,054		Manufacture of prepared animal feeds
3,248	3,204	3,131	7,275	7,400		Manufacture of beverages
1,772	1,695	1,676	3,850	4,004		<i>Manufacture of soft drinks</i>
						<i>Production of natural mineral waters and other bottled waters</i>
324	334	345	795	798		<i>Other industry</i>
1,151	1,174	1,111	2,630	2,598		<i>Other industry</i>
926	1,196	996	2,019	2,450		Manufacture of tobacco products
1,626	1,481	1,486	3,853	3,436		Spinning, weaving and finishing of textiles
						<i>Preparation and spinning of textile fibres</i>
1,215	1,147	1,138	2,852	2,637		<i>Weaving of textiles</i>
						<i>Dyeing, bleaching, printing and finishing of yarns and fabrics</i>
399	324	338	969	777		<i>Other industry</i>
12	11	9	32	23		<i>Other industry</i>
1,321	1,415	1,380	2,981	3,251		Manufacture of other textiles
586	584	569	1,353	1,334		<i>Manufacture of knitted and crocheted fabrics</i>
735	831	811	1,628	1,916		<i>Other industry</i>
2,350	2,410	2,263	5,171	5,447		Manufacture of wearing apparel, except fur apparel
2,081	2,096	2,009	4,508	4,798		<i>Manufacture of clothings</i>
269	314	254	663	649		<i>Other industry</i>
112	123	111	228	270		Manufacture of articles of fur, knitted and crocheted apparel
						<i>Tanning and dressing of leather; manufacture of luggage, handbags, saddlery and harness; dressing and dyeing of fur</i>
551	508	439	994	1,087		<i>Manufacture of footwear</i>
209	215	210	442	493		<i>Manufacture of leather footwear</i>
140	138	135	270	318		<i>Manufacture of rubber footwear</i>
69	77	75	172	176		<i>Other industry</i>
1,825	1,965	1,378	3,656	3,724		Sawmilling and planing of wood

Jadual
Table **1.4a** : Nilai Jualan Sektor Pembuatan Mengikut Kumpulan (samb.)
: Sales Value of Manufacturing Sector by Group (cont.)

Kod Kumpulan Group code	Keterangan Kumpulan/Tempoh	2022							
		Jan.	Feb.	Mac	Apr.	Mei	Jun	Jul.	Ogo.
101	Pemprosesan dan pengawetan daging	747	706	681	731	738	711	709	763
102	Pemprosesan dan pengawetan ikan, krustasea dan moluska	503	450	481	473	473	488	438	490
	10201 & 10202 Pengetinan ikan, krustasea dan moluska	476	425	454	447	450	462	413	463
	10202 Pemprosesan dan pengawetan ikan, krustasea dan moluska Industri lain	28	25	27	26	24	25	25	27
103	Pemprosesan dan pengawetan buah-buahan dansayur - sayuran	162	144	139	145	144	152	142	155
	10303 & 10304 Pengetinan nanas	28	26	22	24	22	31	30	33
	10304 Pembuatan jem, marmalad dan sajian jeli Industri lain	133	118	118	121	122	120	111	122
104	Pembuatan minyak dan lemak daripada sayuran dan haiwan	13,195	12,218	12,109	16,749	17,919	18,448	15,779	16,472
	10404 & 10406 Pembuatan minyak sayuran mentah dan bertapis	1,434	1,259	1,377	1,624	1,731	1,885	2,018	2,007
	10406 Pembuatan sebatian lemak masakan	117	126	128	115	121	123	135	146
	10405 Pembuatan minyak kelapa Industri lain	11,644	10,833	10,603	15,011	16,067	16,440	13,626	14,319
105	Pembuatan produk tenusu	993	967	982	1,013	1,008	1,015	979	1,078
	10502 Pembuatan susu pekat, tepung dan sejat Industri lain	923	901	916	949	945	948	910	1,007
		70	66	66	64	63	67	69	71
106	Pembuatan produk bijian, kanji dan produk berkanji	824	819	873	984	924	868	821	884
	10611 Pengilangan beras	376	406	408	532	466	406	394	446
	10613 Pengilangan tepung Industri lain	420	388	439	424	432	435	401	412
		28	25	25	28	26	27	26	26
107	Pembuatan produk makanan lain	4,769	4,485	4,759	4,937	4,792	4,953	4,855	5,107
	10711 Pembuatan biskut dan cookies	271	260	266	335	257	254	254	278
	10712 Pembuatan roti, kek dan produk bakeri lain	987	933	955	1,015	1,092	1,152	1,111	1,127
	10713 Pembuatan produk snek	226	222	243	252	235	236	213	233
	10721 Pembuatan gula	511	430	429	455	391	453	411	421
	10731 Pembuatan produk koko	306	300	257	270	268	270	282	289
	10732 & 10733 Pembuatan coklat dan produk coklat	1,120	1,050	1,211	1,232	1,223	1,163	1,163	1,246
	10733 Pembuatan konfeksi gula								
	10793 Pembuatan sos dan bahan perasa	199	190	200	204	175	182	175	184
	10799 Pembuatan produk makanan lain t.t.t.l. Industri lain	474	457	502	492	489	515	506	579
		674	641	696	683	661	730	742	751
108/ 10800	Pembuatan makanan haiwan tersedia	1,279	1,184	1,156	1,435	1,424	1,439	1,449	1,423
110	Pembuatan minuman ringan	1,042	1,046	1,110	1,153	936	946	1,043	1,114
	11041 Pembuatan minuman ringan	543	580	616	640	464	459	548	576
	11042 Pengeluaran air mineral semulajadi dan minuman lain yang dibotolkan Industri lain	108	115	124	125	102	107	115	119
		392	351	370	388	369	380	381	419
120/ 12000	Pembuatan produk tembakau	327	330	361	329	239	218	216	243
131	Pemintalan, penenunan dan penyiapan tekstil	566	547	567	548	513	568	545	537
	13110 & 13120 Penyediaan dan pemintalan gentian tekstil	411	414	429	409	386	407	396	404
	13132 Pewarnaan, pelunturan, percetakan dan penyiapan akhir benang dan fabrik Industri lain	150	129	133	135	122	156	144	129
		5	4	4	4	5	5	5	5
139	Pembuatan tekstil lain	446	412	421	415	416	441	430	413
	13910 Pembuatan fabrik dikait dan dikrusye Industri lain	203	189	195	186	190	198	191	184
		243	223	226	230	225	243	239	229
141	Pembuatan pakaian, kecuali pakaian berbulu	787	776	789	757	705	657	700	713
	14102 Pembuatan pakaian Industri lain	689	671	681	657	609	577	623	634
		98	105	108	100	96	79	76	79
142 & 143	Pembuatan artikel daripada kulit bulu dan pakaian yang dikait dan dikrusye	38	33	32	30	30	32	32	31
151 (15110 & 15120)	Penyamakan dan pembersihan kulit, pembuatan bagasi, beg tangan, pelana dan abah-abah pembersihan dan pewarnaan bulu	161	160	156	134	123	130	129	148
152	Pembuatan kasut	68	63	71	62	62	56	59	66
	15201 & 15203 Pembuatan kasut kulit	44	34	44	35	36	37	41	45
	15203 Pembuatan kasut getah Industri lain	25	28	27	27	27	19	19	22
161/ 16100	Pengilangan dan pengetaman kayu	690	561	683	557	391	386	389	613

2023											Group Description/Period
Sep.	Okt.	Nov.	Dis.	Jan.	Feb.	Mac	Apr.	Mei	Jun	Jul.	
741	792	771	719	733	772	765	802	803	789	760	Processing and preserving of meat
478	476	491	473	512	457	481	466	524	496	520	Processing and preserving of fish, crustaceans and molluscs
											<i>Canning of fish, crustaceans and molluscs</i>
448	446	464	443	482	426	449	436	491	465	491	<i>Processing, curing and preserving of fish, crustacean and molluscs</i>
29	30	27	30	30	31	32	30	33	31	29	<i>Other industry</i>
157	153	163	153	160	165	192	187	202	210	204	Processing and preserving of fruits and vegetable
											<i>Pineapple canning</i>
36	35	38	31	34	36	43	41	49	55	50	<i>Manufacture of jams, marmalades and table jellies</i>
120	118	125	121	126	129	149	147	153	155	154	<i>Other industry</i>
17,419	16,701	16,158	16,963	13,900	13,145	12,248	12,871	13,339	13,388	12,867	Manufacture of vegetable and animal oils and fats
											<i>Manufacture of crude and refined vegetable oil</i>
1,924	1,717	1,602	1,915	1,582	1,687	1,707	1,711	1,821	1,695	1,671	<i>Manufacture of compound cooking fats</i>
129	128	122	145	119	103	93	82	103	86	95	<i>Manufacture of coconut oil</i>
15,366	14,856	14,435	14,903	12,199	11,355	10,449	11,078	11,415	11,607	11,100	<i>Other industry</i>
1,033	1,007	1,035	1,007	975	1,001	1,080	1,068	1,091	1,022	951	Manufacture of dairy products
962	940	969	942	908	943	1,020	1,007	1,023	952	880	<i>Manufacture of condensed, powdered and evaporated milk</i>
70	67	66	64	67	58	60	61	67	70	71	<i>Other industry</i>
901	904	897	915	872	931	955	936	970	896	891	Manufacture of grain mill products, starches and starch products
461	444	432	432	400	470	470	468	493	426	427	<i>Rice milling</i>
412	427	433	451	443	434	457	441	451	445	438	<i>Flour milling</i>
28	33	33	31	29	27	27	26	26	25	26	<i>Other industry</i>
4,907	4,952	4,947	4,949	4,918	4,979	5,084	4,976	5,442	5,252	5,151	Manufacture of other food products
265	279	286	282	265	286	288	288	333	331	351	<i>Manufacture of biscuits and cookies</i>
1,017	1,011	1,005	1,077	1,146	1,094	1,163	1,108	1,265	1,234	1,181	<i>Manufacture of bread, cakes and other bakery products</i>
239	245	242	244	218	225	255	251	277	268	265	<i>Manufacture of snack products</i>
420	425	424	430	417	429	425	425	502	548	507	<i>Manufacture of sugar</i>
276	297	294	294	295	328	280	280	309	280	296	<i>Manufacture of cocoa products</i>
											<i>Manufacture of chocolate and chocolate products</i>
1,196	1,190	1,160	1,138	1,156	1,136	1,148	1,136	1,214	1,098	1,071	<i>Manufacture of sugar confectionery</i>
181	189	202	187	176	194	199	203	177	195	190	<i>Manufacture of sauces and condiments</i>
567	581	588	548	521	539	549	528	551	503	498	<i>Manufacture of other food products n.e.c.</i>
746	734	746	749	724	748	775	757	814	794	792	<i>Other industry</i>
1,475	1,439	1,385	1,404	1,400	1,432	1,518	1,616	1,698	1,680	1,712	Manufacture of prepared animal feeds
1,080	1,140	1,076	1,032	1,047	1,043	1,114	1,118	1,049	964	1,065	Manufacture of beverages
527	612	577	582	537	556	603	606	543	527	633	<i>Manufacture of soft drinks</i>
111	111	110	104	101	113	121	121	115	108	119	<i>Production of natural mineral waters and other bottled waters</i>
442	417	388	346	410	374	390	391	391	329	313	<i>Other industry</i>
222	301	323	303	394	349	452	359	376	262	258	Manufacture of tobacco products
504	514	539	572	510	465	506	486	510	490	470	Spinning, weaving and finishing of textiles
											<i>Preparation and spinning of textile fibres</i>
371	374	404	437	397	360	390	376	398	365	352	<i>Weaving of textiles</i>
129	137	131	131	110	101	113	107	109	122	115	<i>Dyeing, bleaching, printing and finishing of yarns and fabrics</i>
4	4	4	4	4	3	3	3	3	3	3	<i>Other industry</i>
417	433	443	445	473	473	469	459	459	462	455	Manufacture of other textiles
184	195	196	194	194	195	195	190	189	190	181	<i>Manufacture of knitted and crocheted fabrics</i>
233	238	247	250	279	278	274	269	270	272	274	<i>Other industry</i>
711	732	795	823	800	806	804	761	769	733	774	Manufacture of wearing apparel, except fur apparel
624	643	701	737	704	703	689	674	685	650	693	<i>Manufacture of clothings</i>
87	89	94	86	97	102	115	87	84	83	81	<i>Other industry</i>
37	38	39	35	39	41	42	37	37	37	36	Manufacture of articles of fur, knitted and crocheted apparel
											<i>Tanning and dressing of leather; manufacture of luggage, handbags, saddlery and harness; dressing and dyeing of fur</i>
164	179	197	175	171	165	173	151	151	137	140	
63	69	69	71	74	69	72	73	70	67	69	Manufacture of footwear
											<i>Manufacture of leather footwear</i>
43	46	47	47	49	44	46	46	45	44	45	<i>Manufacture of rubber footwear</i>
20	22	22	24	25	25	27	26	25	23	24	<i>Other industry</i>
578	597	591	637	618	631	716	560	452	366	382	Sawmilling and planning of wood

Jadual
Table **1.4a** : Nilai Jualan Sektor Pembuatan Mengikut Kumpulan
: Sales Value of Manufacturing Sector by Group

Kod Kumpulan Group code	Keterangan Kumpulan/Tempoh	2021	2022	2022		
				Q1	Q2	Q3
162	Pembuatan produk daripada kayu, gabus, jerami dan bahan jalinan lain	17,143	19,222	5,871	3,758	4,191
16211	Pembuatan kepingan venier dan papan lapis	8,271	9,087	2,821	1,705	1,903
16212	Pembuatan papan partikel dan papan gentian	5,226	5,885	1,758	1,169	1,329
16221	Pertukangan kayu untuk jurubina	1,893	2,156	652	431	470
	Industri lain	1,752	2,094	640	454	489
170	Pembuatan kertas dan produk kertas	25,788	28,260	6,810	7,041	7,246
17010	Pembuatan pulpa, kertas dan kertas tebal	5,188	5,903	1,494	1,444	1,475
17020	Pembuatan kertas gelugur dan kertas tebal dan bekas daripada kertas dan kertas tebal	10,480	10,746	2,493	2,684	2,803
17091	Pembuatan sampul surat dan kad surat	326	374	79	86	102
17092	Pembuatan kertas kegunaan rumah dan pembersih peribadi	5,154	5,998	1,523	1,515	1,490
17093	Pembuatan kertas bergam atau pelekat yang berjalur atau bergulung dan label dan kertas dinding	2,797	3,284	735	835	888
	Industri lain	1,843	1,955	486	476	488
181 & 182	Percetakan, aktiviti perkhidmatan berkaitan percetakan dan penerbitan semula media rakaman	12,098	13,709	3,547	3,273	3,216
18110	Percetakan	9,747	10,953	2,919	2,646	2,577
18120 &	Aktiviti perkhidmatan berkaitan percetakan					
18200	Penerbitan semula media rakaman	2,351	2,756	628	628	639
192 (19201 & 19202)	Pembuatan produk petroleum bertapis	175,557	249,901	45,669	60,286	75,616
201	Pembuatan kimia asas, baja dan sebatian nitrogen, plastik dan getah sintetik dalam bentuk primer	73,682	74,078	20,084	17,918	18,339
20111	Pembuatan gas perindustrian atau perubatan bukan organik dalam bentuk cecair atau mampat	2,419	2,036	333	536	577
20112 &	Pembuatan kimia organik asas					
20113	Pembuatan sebatian bukan organik	38,505	38,698	10,674	9,021	9,784
20121 &	Pembuatan baja					
20129	Pembuatan produk campuran nitrogen	4,968	5,859	1,669	1,464	1,387
20131	Pembuatan plastik dalam bentuk primer	24,184	21,813	6,104	5,562	4,997
	Industri lain	3,607	5,671	1,304	1,334	1,595
202 & 203	Pembuatan produk kimia lain dan serat buatan manusia	28,646	37,507	8,940	8,694	9,643
20210	Pembuatan racun perosak dan produk agrokimia lain	2,681	4,109	1,047	920	930
20221	Pembuatan cat, varnis dan penyadur dan mastik	7,653	10,181	2,629	2,464	2,479
20222	Pembuatan dakwat cetak	989	1,149	296	293	278
20231 &	Pembuatan sabun dan bahan pencuci, penyediaan membersihkan dan mengilap					
20232	Pembuatan pewangi dan penyediaan dandanan diri	10,633	13,833	3,126	3,138	3,838
20291 &	Pembuatan plat fotografi, filem, sensitized paper dan other sensitized unexposed materials					
20292 &	Pembuatan dakwat menulis dan melukis					
20299	Pembuatan produk kimia lain t.t.t.l.	6,066	7,509	1,689	1,715	1,905
	Industri lain	625	726	152	165	212
210	Pembuatan produk farmaseutikal, kimia perubatan dan botani	9,185	10,181	2,412	2,501	2,695
21001	Pembuatan bahan aktif ubat-ubatan untuk digunakan oleh bidang farmakologi dalam pembuatan ubat-ubatan	7,645	8,413	2,022	2,092	2,223
	Industri lain	1,540	1,768	390	409	472
221	Pembuatan produk getah	86,432	65,736	16,499	18,756	15,766
22111	Pembuatan tayar getah untuk kenderaan	5,509	4,203	1,275	1,222	954
22112	Pembuatan bunga tayar yang boleh ditukar ganti dan tayar celup	666	682	162	168	179
22191 &	Pembuatan produk lain daripada getah asli atau sintetik, tidak divulkan, divulkan atau dikeraskan					
22193	Pengilangan semula getah dan prosesan susu getah	7,914	7,313	1,644	1,996	1,918
22192	Pembuatan sarung tangan getah	65,418	46,911	11,813	13,687	11,021
22199	Pembuatan produk getah lain yang t.t.t.l.	6,925	6,626	1,606	1,684	1,693
222	Pembuatan produk plastik	58,617	61,804	14,652	16,028	15,866
22201 &	Pembuatan produk plastik separa siap					
22202	Pembuatan produk plastik siap	17,691	16,740	3,949	4,554	4,314
22203	Pembuatan artikel plastik untuk pembungkusan barangan	16,599	21,473	4,569	5,526	5,751
22204	Pembuatan barangan plastik jurubina	1,810	2,163	486	568	577
22205	Pembuatan pinggan mangkuk, peralatan dapur dan barangan tandas daripada plastik	4,658	7,037	1,584	1,784	1,880
22209	Pembuatan pelbagai produk plastik t.t.t.l.	17,859	14,390	4,065	3,595	3,343
231 (23101 & 23102 & 23109)	Pembuatan kaca dan produk kaca	5,162	5,410	1,483	1,331	1,263

2023		2022		2023		Group Description/Period
Q4	Q1	Q2	(Jan. - Jul.)	(Jan. - Jul.)		
5,402	5,538	3,598	10,706	10,106		Manufacture of products of wood, cork, straw and plaiting materials
2,659	2,846	1,779	4,991	5,084		Manufacture of veneer sheets and plywood
1,629	1,543	1,046	3,269	2,871		Manufacture of particle board and fibreboard
604	621	394	1,220	1,137		Manufacture of builders' carpentry
511	527	380	1,226	1,013		Other industry
7,163	7,561	7,377	16,182	17,291		Manufacture of paper and paper products
1,489	1,471	1,339	3,413	3,228		Manufacture of pulp, paper and paperboard
2,767	2,688	2,527	6,080	6,021		Manufacture of corrugated paper and paperboard and containers of paper and paperboard
107	102	95	197	227		Manufacture of envelopes and letter-card
1,470	1,740	1,725	3,507	4,004		Manufacture of household and personal hygiene paper
826	941	1,019	1,859	2,287		Manufacture of gummed or adhesive paper in strips or rolls and labels and wall paper
505	618	672	1,126	1,523		Other industry
3,673	3,812	3,452	7,892	8,408		Printing, service activities related to printing and reproduction of recorded media
2,812	2,899	2,677	6,420	6,474		Printing
861	913	776	1,472	1,934		Service activities related to printing
						Reproduction of recorded media
68,330	55,680	56,542	130,945	130,819		Manufacture of refined petroleum products
17,737	18,784	16,292	44,153	40,480		Manufacture of basic chemicals, fertilizer and nitrogen compounds, plastics and synthetic rubber in primary forms
590	529	385	1,061	1,042		Manufacture of liquefied or compressed inorganic industrial or medical gases
9,219	9,870	7,970	22,966	20,485		Manufacture of basic organic chemicals
1,339	1,417	1,241	3,595	3,006		Manufacture of inorganic compounds
5,150	5,553	5,399	13,400	12,815		Manufacture of fertilizers
1,438	1,415	1,298	3,133	3,131		Manufacture of associated nitrogen products
10,230	10,849	10,495	20,615	25,008		Manufacture of plastics in primary forms
1,212	1,246	1,209	2,244	2,890		Other industry
2,609	3,126	3,314	5,889	7,583		Manufacture of other chemical products and man-made fibres
282	293	281	681	670		Manufacture of pesticides and other agrochemical products
3,731	3,845	3,646	7,436	8,795		Manufacture of paints, varnishes and similar coatings ink and mastics
						Manufacture of printing ink
						Manufacture of soap and detergents, cleaning and polishing preparations
						Manufacture of perfumes and toilet preparations
						Manufacture of photographic plates, films, sensitized paper and other sensitized unexposed materials
2,199	2,128	1,885	3,982	4,640		Manufacture of writing and drawing ink
						Manufacture of other chemical products n.e.c.
197	210	161	383	431		Other industry
2,573	2,702	2,629	5,801	6,216		Manufacture of pharmaceuticals, medicinal chemical and botanical products
2,076	2,218	2,186	4,850	5,121		Manufacture of medicinal active substances to be used for their pharmacological properties in the manufacture of medicaments
498	484	443	950	1,094		Other industry
14,715	14,721	16,387	40,966	36,199		Manufacture of rubber products
753	747	694	2,885	1,665		Manufacture of rubber tyres for vehicles
174	210	213	391	491		Manufacture of interchangeable tyre treads and retreading rubber tyres
1,755	1,504	1,475	4,321	3,475		Manufacture of other products of natural or synthetic rubber, unvulcanized, vulcanized or hardened
10,391	10,824	12,555	29,516	27,161		Rubber remilling and latex processing
1,642	1,436	1,449	3,853	3,408		Manufacture of rubber gloves
15,258	14,170	15,832	35,933	35,288		Manufacture of other rubber products n.e.c.
3,923	3,823	4,204	9,992	9,385		Manufacture of plastics products
5,627	4,817	5,424	11,954	12,083		Manufacture of semi-manufactures of plastic products
532	622	760	1,239	1,658		Manufacture of finished plastic products
1,789	1,718	2,136	4,004	4,530		Manufacture of plastic articles for the packing of goods
3,387	3,190	3,308	8,744	7,632		Manufacture of builders' plastics ware
						Manufacture of plastic tableware, kitchenware and toilet articles
						Manufacture of diverse plastic products n.e.c.
1,333	1,412	1,304	3,281	3,134		Manufacture of glass and glass products

Jadual Table **1.4a** : Nilai Jualan Sektor Pembuatan Mengikut Kumpulan (samb.)
: Sales Value of Manufacturing Sector by Group (cont.)

Kod Kumpulan Group code	Keterangan Kumpulan/Tempoh	2022							
		Jan.	Feb.	Mac	Apr.	Mei	Jun	Jul.	Ogo.
162	Pembuatan produk daripada kayu, gabus, jerami dan bahan jalinan lain	1,989	1,824	2,058	1,579	1,108	1,072	1,076	1,455
16211	Pembuatan kepingan venier dan papan lapis	928	892	1,001	738	490	476	465	643
16212	Pembuatan papan partikel dan papan gentian	600	525	634	489	354	326	342	458
16221	Pertukangan kayu untuk jurubina	235	209	207	165	133	132	138	170
	Industri lain	226	198	216	187	131	137	132	184
170	Pembuatan kertas dan produk kertas	2,258	2,143	2,409	2,477	2,251	2,312	2,331	2,456
17010	Pembuatan pulpa, kertas dan kertas tebal	505	471	518	534	454	457	474	504
17020	Pembuatan kertas gelugur dan kertas tebal dan bekas daripada kertas dan kertas tebal	825	785	882	954	863	866	904	948
17091	Pembuatan sampul surat dan kad surat	26	26	28	25	30	31	32	34
17092	Pembuatan kertas kegunaan rumah dan pembersih peribadi	510	473	541	533	488	494	468	498
17093	Pembuatan kertas bergam atau pelekat yang berjalur atau bergulung dan label dan kertas dinding	218	233	284	276	258	301	289	310
	Industri lain	175	156	155	156	157	163	164	162
181 & 182	Percetakan, aktiviti perkhidmatan berkaitan percetakan dan penerbitan semua media rakaman	1,223	1,165	1,158	1,159	1,053	1,061	1,072	1,054
18110	Percetakan	994	956	969	938	850	857	856	844
18120	Aktiviti perkhidmatan berkaitan percetakan &	230	209	189	221	203	204	216	210
18200	Penerbitan semua media rakaman								
192 (19201 & 19202)	Pembuatan produk petroleum bertapis	17,255	13,325	15,090	17,952	18,912	23,423	24,989	25,665
201	Pembuatan kimia asas, baja dan sebatian nitrogen, plastik dan getah sintetik dalam bentuk primer	6,664	6,536	6,884	5,828	5,940	6,150	6,151	6,377
20111	Pembuatan gas perindustrian atau perubatan bukan organik dalam bentuk cecair atau mampat	132	107	94	156	184	196	191	207
20112	Pembuatan kimia organik asas &	3,544	3,511	3,618	2,830	3,042	3,149	3,271	3,433
20113	Pembuatan sebatian bukan organik								
20121	Pembuatan baja &	567	533	569	506	492	466	461	474
20129	Pembuatan produk campuran nitrogen								
20131	Pembuatan plastik dalam bentuk primer	1,978	1,958	2,168	1,890	1,789	1,884	1,733	1,691
	Industri lain	443	426	435	447	433	455	495	572
202 & 203	Pembuatan produk kimia lain dan serat buatan manusia	2,976	2,901	3,063	2,975	2,743	2,976	2,981	3,327
20210	Pembuatan racun perosak dan produk agrokimia lain	350	333	364	338	280	301	277	321
20221	Pembuatan cat, varnis dan penyadur dan mastik	906	858	865	829	804	831	796	852
20222	Pembuatan dakwat cetak	102	97	97	101	93	98	93	98
20231	Pembuatan sabun dan bahan pencuci, penyediaan &	1,009	1,006	1,112	1,074	937	1,127	1,171	1,335
20232	Pembuatan pewangi dan penyediaan dandanan diri								
20291	Pembuatan plat fotografi, filem, sensitized paper dan other sensitized unexposed materials &	560	557	573	588	570	557	578	649
20292	Pembuatan dakwat menulis dan melukis &								
20299	Pembuatan produk kimia lain t.t.t.l. Industri lain	50	51	51	45	58	62	66	73
210	Pembuatan produk farmaseutikal, kimia perubatan dan botani	819	764	829	834	752	915	888	893
21001	Pembuatan bahan aktif ubat-ubatan untuk digunakan oleh bidang farmakologi dalam pembuatan ubat-ubatan	688	637	697	706	629	757	736	737
	Industri lain	131	127	131	128	123	158	152	156
221	Pembuatan produk getah	5,166	4,761	6,573	6,609	6,077	6,070	5,711	5,020
22111	Pembuatan tayar getah untuk kenderaan	428	409	437	451	367	404	389	300
22112	Pembuatan bunga tayar yang boleh ditukar ganti dan tayar celup	56	50	56	54	52	62	61	58
22191	Pembuatan produk lain daripada getah asli atau sintetik, tidak &	548	520	577	704	594	698	682	663
22193	Pengilangan semula getah dan prosesan susu getah								
22192	Pembuatan sarung tangan getah	3,604	3,283	4,926	4,802	4,550	4,335	4,017	3,433
22199	Pembuatan produk getah lain yang t.t.t.l.	530	499	577	598	514	572	563	566
222	Pembuatan produk plastik	4,846	4,635	5,171	5,714	5,118	5,196	5,253	5,351
22201	Pembuatan produk plastik separa siap &	1,311	1,250	1,388	1,523	1,471	1,561	1,489	1,425
22202	Pembuatan produk plastik siap								
22203	Pembuatan artikel plastik untuk pembungkusan barangan	1,525	1,470	1,574	1,865	1,824	1,837	1,859	1,976
22204	Pembuatan barangan plastik jurubina	162	141	184	190	187	190	185	199
22205	Pembuatan pinggan mangkuk, peralatan dapur dan barangan tandas daripada plastik	530	461	593	642	578	564	636	600
22209	Pembuatan pelbagai produk plastik t.t.t.l.	1,318	1,313	1,434	1,494	1,057	1,043	1,085	1,151
231 (23101 & 23102 & 23109)	Pembuatan kaca dan produk kaca	464	505	513	464	459	408	468	428

											2023	Group Description/Period
Sep.	Okt.	Nov.	Dis.	Jan.	Feb.	Mac	Apr.	Mei	Jun	Jul.		
1,660	1,767	1,826	1,809	1,862	1,784	1,891	1,466	1,159	972	970	Manufacture of products of wood, cork, straw and plaiting materials	
796	858	921	880	960	917	969	741	569	468	460	Manufacture of veneer sheets and plywood	
529	543	537	549	505	498	540	419	344	282	282	Manufacture of particle board and fibreboard	
162	200	195	209	221	196	203	156	125	114	122	Manufacture of builders' carpentry	
173	166	173	171	176	173	179	151	121	108	106	Other industry	
2,459	2,442	2,350	2,372	2,418	2,505	2,639	2,584	2,437	2,356	2,354	Manufacture of paper and paper products	
497	540	477	472	498	512	461	458	467	414	417	Manufacture of pulp, paper and paperboard	
952	936	923	908	868	878	942	888	845	794	806	Manufacture of corrugated paper and paperboard and containers of paper and paperboard	
35	37	35	35	36	31	35	33	31	31	30	Manufacture of envelopes and letter-card	
524	480	476	514	540	566	634	616	566	543	540	Manufacture of household and personal hygiene paper	
289	287	273	265	282	309	350	369	298	351	327	Manufacture of gummed or adhesive paper in strips or rolls and labels and wall paper	
162	161	165	179	193	209	216	219	230	223	233	Other industry	
1,090	1,070	1,323	1,280	1,262	1,284	1,266	1,189	1,132	1,131	1,143	Printing, service activities related to printing and reproduction of recorded media	
877	849	1,012	951	948	969	982	923	875	879	899	Printing	
213	221	311	329	314	315	284	266	257	252	245	Service activities related to printing	
											Reproduction of recorded media	
24,961	24,433	23,259	20,637	21,738	16,662	17,279	18,063	19,413	19,065	18,598	Manufacture of refined petroleum products	
5,811	5,568	5,932	6,237	6,184	6,168	6,432	5,444	5,510	5,338	5,404	Manufacture of basic chemicals, fertilizer and nitrogen compounds, plastics and synthetic rubber in primary forms	
178	180	196	215	198	177	154	132	137	116	128	Manufacture of liquefied or compressed inorganic industrial or medical gases	
3,080	2,889	3,008	3,323	3,255	3,264	3,351	2,778	2,602	2,590	2,646	Manufacture of basic organic chemicals	
451	436	436	467	485	455	477	425	463	353	349	Manufacture of inorganic compounds	
1,573	1,586	1,798	1,765	1,774	1,804	1,975	1,676	1,874	1,850	1,863	Manufacture of fertilizers	
529	479	494	466	473	468	474	434	435	429	419	Manufacture of associated nitrogen products	
3,335	3,197	3,412	3,621	3,618	3,460	3,771	3,282	3,591	3,622	3,665	Manufacture of other chemical products and man-made fibres	
333	335	404	473	435	389	423	394	378	436	435	Manufacture of pesticides and other agrochemical products	
832	798	872	938	982	984	1,160	999	1,153	1,163	1,143	Manufacture of paints, varnishes and similar coatings ink and mastics	
88	87	96	99	101	96	96	90	95	95	96	Manufacture of printing ink	
1,331	1,229	1,239	1,262	1,245	1,244	1,357	1,120	1,270	1,255	1,305	Manufacture of soap and detergents, cleaning and polishing preparations	
678	683	738	778	785	681	662	618	643	624	627	Manufacture of perfumes and toilet preparations	
73	65	63	69	71	66	72	60	53	48	60	Manufacture of photographic plates, films, sensitized paper and other sensitized unexposed materials	
914	879	860	834	875	885	942	898	821	910	885	Manufacture of pharmaceuticals, medicinal chemical and botanical products	
751	723	687	665	719	725	774	756	682	748	717	Manufacture of medicinal active substances to be used for their pharmacological properties in the manufacture of medicaments	
164	156	173	169	156	159	168	142	139	162	167	Other industry	
5,034	5,130	4,873	4,712	4,562	4,251	5,907	5,670	5,446	5,270	5,092	Manufacture of rubber products	
265	257	248	249	254	239	254	226	239	229	224	Manufacture of rubber tyres for vehicles	
60	57	58	59	61	71	78	68	73	72	68	Manufacture of interchangeable tyre treads and retreading rubber tyres	
574	602	575	578	509	463	531	490	497	488	496	Manufacture of other products of natural or synthetic rubber, unvulcanized, vulcanized or hardened	
3,571	3,647	3,457	3,287	3,259	3,024	4,542	4,403	4,167	3,984	3,782	Rubber remilling and latex processing	
565	568	536	539	479	454	503	483	470	497	522	Manufacture of rubber gloves	
5,262	5,071	5,104	5,083	4,539	4,530	5,101	5,306	5,533	4,993	5,287	Manufacture of plastics products	
1,401	1,331	1,289	1,304	1,210	1,240	1,373	1,371	1,464	1,368	1,358	Manufacture of semi-manufactures of plastic products	
1,916	1,882	1,886	1,859	1,565	1,555	1,698	1,799	1,921	1,703	1,842	Manufacture of finished plastic products	
193	172	177	183	162	201	260	254	264	241	276	Manufacture of plastic articles for the packing of goods	
645	615	597	577	560	507	651	721	714	702	676	Manufacture of builders' plastics ware	
1,107	1,072	1,155	1,160	1,043	1,028	1,120	1,161	1,169	978	1,134	Manufacture of plastic tableware, kitchenware and toilet articles	
368	384	461	489	474	454	484	447	445	412	419	Manufacture of glass and glass products	

Jadual
Table **1.4a** : Nilai Jualan Sektor Pembuatan Mengikut Kumpulan
: Sales Value of Manufacturing Sector by Group

Kod Kumpulan Group code	Keterangan Kumpulan/Tempoh	2021	2022	2022		
				Q1	Q2	Q3
239	Pembuatan pengeluaran galian bukan logam t.t.t.l.	37,611	43,875	11,706	10,490	10,435
23911	Pembuatan mortar refraktori dan konkrit					
&		2,146	2,277	680	519	511
23921	Pembuatan seramik bukan refraktori					
23930	Pembuatan produk porselin dan seramik lain	1,006	1,089	269	283	273
23941	Pembuatan simen hidrolik	8,946	10,925	2,768	2,612	2,609
23951	Pembuatan konkrit dan mortar siap bancuh dan bancuhan kering	6,617	8,191	2,122	1,967	1,987
23952	Pembuatan konkrit pratuangan, simen atau artikel batu buatan yang digunakan dalam pembinaan;					
&						
23953	Pembuatan komponen struktur pasang siap untuk bangunan atau kejuruteraan awam dari simen, batu atau konkrit buatan	14,056	15,461	4,294	3,675	3,619
&						
23959	Pembuatan artikel konkrit, simen dan plaster lain t.t.t.l.					
23990	Pembuatan produk mineral bukan logam lain t.t.t.l.	3,624	4,414	1,147	1,071	1,079
	Industri lain	1,216	1,518	426	361	358
241 (24101 & 24102 & 24103 & 24104 & 24109)	Pembuatan besi dan keluli asas	26,476	29,018	7,764	6,323	6,804
242 (24201 & 24202 & 24209)	Pembuatan logam asas berharga dan logam bukan ferus lain	22,575	24,571	6,647	5,507	5,545
243	Pengacuan logam	514	620	148	157	147
251 & 252	Pembuatan produk struktur logam, tangki, takungan, penjana wap, senjata dan peluru	24,551	28,731	7,616	6,987	6,719
25113	Pembuatan pintu, tingkap dan bingkai, penutup tingkap dan pintu pagar daripada logam	17,192	20,096	5,581	4,850	4,582
25119	Pembuatan produk struktur logam lain					
25120	Pembuatan tangki, takungan dan kontena daripada logam	6,640	7,862	1,841	1,963	1,939
	Industri lain	718	773	194	174	199
259	Pembuatan lain-lain produk yang direka daripada logam; aktiviti perkhidmatan kerja logam	32,456	35,818	9,091	9,123	8,413
25910	Tempaan, tekanan, hentakan dan bentuk gelekkan logam; serbuk metalurgi	4,189	5,194	1,247	1,273	1,313
25920	Rawatan dan penyalutan logam; menggunakan mesin	2,920	3,556	834	851	863
25991	Pembuatan tin untuk produk makanan dan minuman, tiub dan kotak boleh dilipat	5,995	5,846	1,576	1,421	1,435
25992	Pembuatan kabel, plaited bands (jalur/pita berpintal) dan artikel seumpamanya daripada logam					
&						
25993	Pembuatan bolt, skru, nat dan produk uliran seumpamanya	11,842	12,166	3,418	3,273	2,591
25994	Pembuatan barangan rumah daripada logam	241	260	62	63	68
25999	Pembuatan produk lain yang direka daripada logam t.t.t.l.	6,529	7,898	1,732	2,033	1,929
	Industri lain	739	899	221	210	215
261	Pembuatan komponen dan papan elektronik	268,522	346,163	78,482	80,304	93,471
26101	Pembuatan diod, transistor dan alatan semikonduktor yang seumpamanya					
&						
26102	Pembuatan litar elektronik bersepadu dengan pemasangan mikro	154,125	206,533	49,034	48,639	54,376
26103	Pembuatan kapasitor dan perintang elektrik					
&						
26104	Pembuatan papan litar bercetak	105,853	128,538	27,015	29,057	36,179
&						
26105	Pembuatan komponen paparan					
26109	Pembuatan komponen lain untuk aplikasi elektronik	8,544	11,092	2,434	2,608	2,916
262 (26201 & 26202)	Pembuatan komputer dan kelengkapan peranti	46,756	50,499	13,161	14,670	10,793
263/ 26300	Pembuatan peralatan komunikasi	14,469	14,515	3,645	3,500	3,542
264/ 26400	Pembuatan peralatan elektronik pengguna	38,593	42,850	11,003	10,095	11,235
265	Pembuatan kelengkapan mengukur, menguji, memandu arah dan kawalan; jam tangan dan jam	14,075	18,336	4,424	3,915	4,894
26511	Pembuatan kelengkapan mengukur, menguji, memandu arah dan kawalan	12,238	16,116	3,944	3,372	4,297
&						
26512	Pembuatan kelengkapan kawalan proses perindustrian					
26520	Pembuatan jam tangan dan jam dan bahagiannya	1,837	2,220	480	543	597
266/ 26600	Pembuatan peralatan penyinaran, perubatan elektro dan elektroterapeutik	7,829	5,147	996	1,307	1,398

2023		2022		2023		Group Description/Period
Q4	Q1	Q2	(Jan. - Jul.)	(Jan. - Jul.)		
11,243	12,693	11,322	25,636	27,733		Manufacture of non-metallic mineral products n.e.c.
						Manufacture of refractory mortars and concretes
568	629	588	1,366	1,404		Manufacture of non-refractory ceramic
263	262	243	648	588		Manufacture of other porcelain and ceramic products
2,936	3,383	2,970	6,227	7,314		Manufacture of hydraulic cement
2,115	2,404	2,138	4,739	5,263		Manufacture of ready-mix and dry-mix concrete and mortars
						Manufacture of precast concrete, cement or artificial stone articles for use in construction
3,872	4,325	3,901	9,160	9,521		Manufacture of prefabricated structural components for building or civil engineering of cement, concrete or artificial stone
						Manufacture of other articles of concrete, cement and plaster n.e.c.
1,117	1,242	1,062	2,595	2,648		Manufacture of other non-metallic mineral products n.e.c.
373	449	419	900	995		Other industry
8,127	8,308	6,719	15,828	16,999		Manufacture of basic iron and steel
6,873	6,819	5,533	13,718	13,714		Manufacture of basic precious and other non-ferrous metals
168	157	166	347	372		Casting of metals
7,409	8,155	8,090	16,865	18,760		Manufacture of structural metal products, tanks, reservoirs , steam generators , weapons and ammunition
						Manufacture of metal doors, windows and their frames, shutters and gates
5,084	5,823	5,770	11,976	13,295		Manufacture of other structural metal products
						Manufacture of tanks, reservoirs and containers of metal
2,119	2,106	2,113	4,458	4,961		Other industry
206	226	207	432	503		
9,191	9,607	9,275	20,981	21,884		Manufacture of other fabricated metal products; metal working service activities
						Forging, pressing, stamping and roll-forming of metal; powder metallurgy
1,360	1,347	1,350	2,948	3,150		Treatment and coating of metals; machining
1,008	1,117	942	1,977	2,362		Manufacture of tins and cans for food products, collapsible tubes and boxes
1,415	1,467	1,461	3,459	3,419		Manufacture of metal cable, plaited bands and similar articles
						Manufacture of bolts, screws, nuts and similar threaded products
2,884	3,078	2,970	7,580	6,991		
67	73	72	149	170		Manufacture of metal household articles
2,204	2,217	2,176	4,367	5,076		Manufacture of any other fabricated metal products n.e.c.
253	308	305	502	716		Other industry
93,905	91,403	86,283	186,489	206,346		Manufacture of electronic components and boards
						Manufacture of diodes, transistors and similar semiconductor devices
54,483	51,831	47,614	113,933	116,331		Manufacture of electronic integrated circuits micro assemblies
						Manufacture of electrical capacitors and resistors
36,288	36,755	35,195	66,669	82,495		Manufacture of printed circuit boards
						Manufacture of display components
3,134	2,817	3,475	5,888	7,520		Manufacture of other components for electronic applications
11,874	12,823	14,482	31,712	31,665		Manufacture of computers and peripheral equipment
3,828	4,038	5,251	8,074	10,974		Manufacture of communication equipment
10,516	9,986	9,727	24,469	23,276		Manufacture of consumer electronics
5,103	4,552	3,959	9,882	9,992		Manufacture of measuring, testing, navigating and control equipment; watches and clocks
						Manufacture of measuring, testing, navigating and control equipment
4,503	4,103	3,521	8,658	8,915		Manufacture of industrial process control equipment
600	448	438	1,224	1,077		Manufacture of watches and clocks and parts
1,446	1,273	1,203	2,748	2,879		Manufacture of irradiation, electromedical and electrotherapeutic equipment

Jadual Table **1.4a** : Nilai Jualan Sektor Pembuatan Mengikut Kumpulan (samb.)
: Sales Value of Manufacturing Sector by Group (cont.)

Kod Kumpulan Group code	Keterangan Kumpulan/Tempoh	2022							
		Jan.	Feb.	Mac	Apr.	Mei	Jun	Jul.	Ogo.
239	Pembuatan pengeluaran galian bukan logam t.t.t.l.	3,961	3,758	3,988	3,723	3,332	3,434	3,441	3,527
23911	Pembuatan mortar refraktori dan konkrit &	233	218	229	177	154	188	168	165
23921	Pembuatan seramik bukan refraktori	90	90	88	93	94	96	95	90
23930	Pembuatan produk porselin dan seramik lain	885	914	969	933	833	846	847	889
23941	Pembuatan simen hidrolik	724	676	723	662	651	655	650	678
23951	Pembuatan konkrit dan mortar siap bancuh dan bancuhan kering	1,513	1,354	1,428	1,371	1,148	1,156	1,190	1,228
23952	Pembuatan konkrit pratuangan, simen atau artikel batu buatan yang digunakan dalam pembinaan;								
23953	Pembuatan komponen struktur pasang siap untuk bangunan atau kejuruteraan awam dari simen, batu atau konkrit buatan								
23959	Pembuatan artikel konkrit, simen dan plaster lain t.t.t.l.	374	369	404	361	331	379	377	357
23990	Pembuatan produk mineral bukan logam lain t.t.t.l. Industri lain	143	136	147	125	121	115	113	119
241 (24101 & 24102 & 24103 & 24104 & 24109)	Pembuatan besi dan keluli asas	2,763	2,434	2,567	2,392	2,068	1,864	1,741	2,308
242 (24201 & 24202 & 24209)	Pembuatan logam asas berharga dan logam bukan ferus lain	2,193	2,214	2,239	2,201	1,739	1,566	1,565	1,795
243	Pengacuan logam	49	47	52	55	52	49	42	51
251 & 252	Pembuatan produk struktur logam, tangki, takungan, penjana wap, senjata dan peluru	2,764	2,414	2,438	2,322	2,248	2,416	2,262	2,254
25113	Pembuatan pintu, tingkap dan bingkai, penutup tingkap dan pintu pagar daripada logam	2,050	1,747	1,784	1,605	1,590	1,655	1,545	1,518
25119	Pembuatan produk struktur logam lain	644	606	591	661	603	700	653	660
25120	Pembuatan tangki, takungan dan kontena daripada logam Industri lain	70	61	63	56	56	62	64	76
259	Pembuatan lain-lain produk yang direka daripada logam; aktiviti perkhidmatan kerja logam	3,135	2,937	3,019	3,296	2,933	2,894	2,766	2,809
25910	Tempaan, tekanan, hentakan dan bentuk gelekkan logam; serbuk metalurgi	414	402	431	432	411	430	428	440
25920	Rawatan dan penyalutan logam; menggunakan mesin	280	263	292	301	263	287	291	262
25991	Pembuatan tin untuk produk makanan dan minuman, tiub dan kotak boleh dilipat	563	510	503	499	437	484	463	489
25992	Pembuatan kabel, plaited bands (jalur/pita berpintal) dan artikel seumpamanya daripada logam	1,189	1,093	1,135	1,178	1,115	980	889	865
25993	Pembuatan bolt, skru, nat dan produk uliran seumpamanya	21	19	23	20	21	22	24	22
25994	Pembuatan barangan rumah daripada logam	586	585	561	789	620	625	601	657
25999	Pembuatan produk lain yang direka daripada logam t.t.t.l. Industri lain	82	65	74	76	67	66	71	73
261	Pembuatan komponen dan papan elektronik	23,010	25,642	29,831	25,077	25,890	29,337	27,703	31,054
26101	Pembuatan diod, transistor dan alatan semikonduktor yang seumpamanya	14,304	15,972	18,758	15,650	15,284	17,705	16,260	18,293
26102	Pembuatan litar elektronik bersepadu dengan pemasangan mikro	7,881	8,932	10,202	8,625	9,731	10,701	10,597	11,832
26103	Pembuatan kapasitor dan perintang elektrik								
26104	Pembuatan papan litar bercetak								
26105	Pembuatan komponen paparan	826	737	871	803	874	931	846	929
26109	Pembuatan komponen lain untuk aplikasi elektronik								
262 (26201 & 26202)	Pembuatan komputer dan kelengkapan peranti	4,274	4,634	4,254	5,900	4,101	4,669	3,880	4,135
263/ 26300	Pembuatan peralatan komunikasi	1,121	1,106	1,418	1,049	1,083	1,368	929	1,160
264/ 26400	Pembuatan peralatan elektronik pengguna	3,659	3,352	3,993	3,703	3,124	3,267	3,371	3,737
265	Pembuatan kelengkapan mengukur, menguji, memandu arah dan kawalan; jam tangan dan jam	1,788	1,222	1,413	1,161	1,193	1,561	1,544	1,639
26511	Pembuatan kelengkapan mengukur, menguji, memandu arah dan kawalan	1,613	1,076	1,255	986	1,024	1,362	1,342	1,436
26512	Pembuatan kelengkapan kawalan proses perindustrian	176	146	158	174	169	199	202	203
26520	Pembuatan jam tangan dan jam dan bahagiannya								
266/ 26600	Pembuatan peralatan penyinaran, perubatan elektro dan elektroterapeutik	316	322	358	462	348	497	445	515

2023											Group Description/Period
Sep.	Okt.	Nov.	Dis.	Jan.	Feb.	Mac	Apr.	Mei	Jun	Jul.	
3,468	3,447	3,824	3,973	4,113	4,221	4,359	3,934	3,686	3,702	3,719	Manufacture of non-metallic mineral products n.e.c.
											<i>Manufacture of refractory mortars and concretes</i>
178	171	193	204	202	210	217	198	198	193	187	<i>Manufacture of non-refractory ceramic</i>
87	86	87	90	93	88	81	81	83	80	83	<i>Manufacture of other porcelain and ceramic products</i>
873	904	1,006	1,026	1,109	1,113	1,161	1,061	951	957	962	<i>Manufacture of hydraulic cement</i>
659	635	715	764	782	802	820	718	709	711	721	<i>Manufacture of ready-mix and dry-mix concrete and mortars</i>
											<i>Manufacture of precast concrete, cement or artificial stone articles for use in construction</i>
1,200	1,185	1,308	1,379	1,393	1,437	1,495	1,359	1,256	1,286	1,295	<i>Manufacture of prefabricated structural components for building or civil engineering of cement, concrete or artificial stone</i>
											<i>Manufacture of other articles of concrete, cement and plaster n.e.c.</i>
345	350	386	381	387	428	427	373	350	340	344	<i>Manufacture of other non-metallic mineral products n.e.c.</i>
126	115	129	129	148	144	157	144	140	135	127	<i>Other industry</i>
2,755	2,719	2,738	2,670	2,654	2,742	2,912	2,441	2,174	2,104	1,972	Manufacture of basic iron and steel
2,185	2,281	2,245	2,347	2,236	2,255	2,327	2,241	1,853	1,438	1,362	Manufacture of basic precious and other non-ferrous metals
54	54	57	58	52	51	54	55	54	57	49	Casting of metals
2,203	2,313	2,397	2,700	2,817	2,584	2,753	2,729	2,673	2,688	2,515	Manufacture of structural metal products, tanks, reservoirs , steam generators , weapons and ammunition
1,519	1,579	1,627	1,878	1,991	1,891	1,941	1,935	1,927	1,908	1,702	<i>Manufacture of metal doors, windows and their frames, shutters and gates</i>
											<i>Manufacture of other structural metal products</i>
626	670	705	745	749	620	736	725	677	711	743	<i>Manufacture of tanks, reservoirs and containers of metal</i>
59	64	65	77	77	73	76	68	69	70	70	<i>Other industry</i>
2,838	2,988	3,007	3,196	3,238	3,256	3,114	3,201	3,058	3,016	3,002	Manufacture of other fabricated metal products; metal working service activities
446	459	452	449	451	439	457	455	445	450	454	<i>Forging, pressing, stamping and roll-forming of metal; powder metallurgy</i>
310	320	317	371	405	389	324	329	305	307	304	<i>Treatment and coating of metals; machining</i>
483	464	462	488	487	494	487	482	488	491	492	<i>Manufacture of tins and cans for food products, collapsible tubes and boxes</i>
											<i>Manufacture of metal cable, plaited bands and similar articles</i>
837	940	933	1,010	1,029	1,050	1,000	994	998	978	943	<i>Manufacture of bolts, screws, nuts and similar threaded products</i>
22	22	22	23	25	24	24	25	24	23	25	<i>Manufacture of metal household articles</i>
670	704	733	767	741	759	717	808	695	673	683	<i>Manufacture of any other fabricated metal products n.e.c.</i>
71	79	87	87	101	101	106	108	102	95	104	<i>Other industry</i>
34,715	32,389	31,465	30,050	26,192	30,366	34,845	27,463	27,561	31,258	28,660	Manufacture of electronic components and boards
19,824	19,067	17,625	17,792	15,208	16,733	19,891	14,665	15,171	17,778	16,886	<i>Manufacture of diodes, transistors and similar semiconductor devices</i>
											<i>Manufacture of electronic integrated circuits micro assemblies</i>
											<i>Manufacture of electrical capacitors and resistors</i>
13,749	12,164	12,790	11,333	10,127	12,740	13,888	11,764	11,262	12,169	10,545	<i>Manufacture of printed circuit boards</i>
											<i>Manufacture of display components</i>
1,142	1,158	1,051	925	858	894	1,065	1,035	1,129	1,311	1,228	<i>Manufacture of other components for electronic applications</i>
2,778	4,084	3,746	4,044	4,127	4,527	4,168	5,447	4,606	4,428	4,360	Manufacture of computers and peripheral equipment
1,452	1,231	1,239	1,359	1,190	1,242	1,605	1,591	1,652	2,008	1,685	Manufacture of communication equipment
4,128	3,553	3,738	3,225	3,048	3,165	3,773	3,177	3,240	3,310	3,563	Manufacture of consumer electronics
1,712	1,691	1,690	1,722	1,600	1,370	1,582	1,195	1,274	1,490	1,482	Manufacture of measuring, testing, navigating and control equipment; watches and clocks
1,519	1,481	1,479	1,543	1,440	1,231	1,433	1,062	1,135	1,324	1,291	<i>Manufacture of measuring, testing, navigating and control equipment</i>
											<i>Manufacture of industrial process control equipment</i>
193	210	211	179	161	139	149	133	139	166	191	<i>Manufacture of watches and clocks and parts</i>
438	461	539	446	398	407	468	389	383	430	403	Manufacture of irradiation, electromedical and electrotherapeutic equipment

Jadual
Table **1.4a** : Nilai Jualan Sektor Pembuatan Mengikut Kumpulan
: Sales Value of Manufacturing Sector by Group

Kod Kumpulan Group code	Keterangan Kumpulan/Tempoh	2021	2022	2022		
				Q1	Q2	Q3
267 (26701 & 26702) & 268 (26800)	Pembuatan peralatan optikal, kelengkapan fotografi, media magnetik dan optikal	1,682	2,249	495	521	622
271	Pembuatan motor elektrik, penjana, transformer dan perkakasan pengagihan dan pengawalan elektrik	12,845	17,122	3,853	4,205	4,621
	27101 Pembuatan motor elektrik, penjana dan transformer	4,672	5,476	1,297	1,420	1,435
	27102 Pembuatan perkakasan pengagihan dan pengawalan elektrik	8,173	11,645	2,556	2,785	3,187
272/ 27200	Pembuatan bateri dan akumulator	4,975	6,645	1,218	1,367	1,955
273	Pembuatan pendawaian dan peranti pendawaian	10,640	10,643	2,691	2,734	2,708
	27310 Pembuatan kabel gentian optikal	308	354	84	93	87
	27320 Pembuatan wayar dan kabel elektronik dan elektrik lain	9,599	9,610	2,417	2,450	2,460
	27330 Pembuatan alatan pendawaian pembawa dan bukan pembawa arus untuk litar elektrik (tanpa mengira jenis bahan)	734	679	190	191	161
274/ 27400	Pembuatan kelengkapan pencahayaan elektrik	1,287	1,635	368	392	442
275/ 27500	Pembuatan perkakasan domestik	10,968	11,917	2,748	2,898	3,188
279/ 27900	Pembuatan kelengkapan elektrik lain	7,774	8,087	1,948	1,865	2,080
281 & 282	Pembuatan jentera kegunaan umum dan kegunaan khas	42,783	45,720	10,312	11,805	11,481
	28120 Pembuatan alat-alat kuasa bendalir &	2,912	2,983	531	750	851
	28130 Pembuatan pam, pemampat, kepala paip dan injap lain					
	28180 & 28180 Pembuatan alatan tangan yang menggunakan kuasa dilengkapkan dengan motor elektrik atau bukan motor elektrik atau pneumatik	10,853	10,965	2,329	2,946	2,765
	28220 Pembuatan jentera pembentukan logam dan alatan mesin					
	28192 Pembuatan mesin penyaman udara, termasuk untuk kenderaan bermotor	11,938	11,209	3,020	3,200	2,535
	28290 Pembuatan lain-lain mesin bertujuan khas t.t.t.l. Industri lain	6,030 11,049	8,316 12,248	1,587 2,845	1,933 2,975	2,252 3,078
291 (29101 & 29102)	Pembuatan kenderaan bermotor	38,540	43,437	9,874	9,343	9,925
292/ 29200	Pembuatan kerangka (<i>coachwork</i>) untuk kenderaan bermotor; pembuatan treler dan semi treler	6,553	7,706	1,985	2,077	1,532
293/ 29300	Pembuatan alat ganti dan aksesori untuk kenderaan bermotor	32,291	38,077	8,926	9,291	10,078
301 (30110 & 30120)	Pembinaan kapal dan bot	5,121	5,169	1,285	1,164	1,176
302, 303, 304 & 309	Pembuatan lokomotif keretapi, <i>rolling stock</i> , kapal angkasa dan udara, jentera berkaitan, kenderaan tempur ketenteraan, dan kelengkapan pengangkutan t.t.t.l.	8,983	10,521	2,548	2,578	2,475
	30910 Pembuatan motosikal	2,041	2,577	537	658	648
	30920 Pembuatan basikal dan <i>invalid carriages</i> Industri lain	2,317 4,625	2,879 5,066	659 1,352	720 1,200	705 1,121
310	Pembuatan perabot	15,579	17,101	5,017	3,840	3,722
	31001 Pembuatan perabot kayu dan rotan Industri lain	8,579 7,001	8,667 8,434	2,670 2,347	1,849 1,991	1,915 1,807
321 (32110 & 32120)	Pembuatan barang kemas, <i>bijouterie</i> dan artikel berkaitan	4,501	5,651	1,225	1,654	1,388
322, 325 & 329	Pembuatan instrumen muzik, peralatan dan bekalan perubatan dan pergigian dan pembuatan lain t.t.t.l.	5,573	6,168	1,529	1,521	1,609
	32901 Pembuatan alat tulis Industri lain	1,386 4,187	1,518 4,650	352 1,177	376 1,145	432 1,176
323/ 32300	Pembuatan barangan sukan	200	211	55	52	48
324/ 32400	Pembuatan permainan dan mainan	623	639	184	179	130
331 & 332	Pembaikan pemasangan produk logam, jentera, kelengkapan dan pemasangan jentera perindustrian dan kelengkapan	5,326	5,746	1,517	1,244	1,295
	33150 Pembaikan dan penyelenggaraan kelengkapan pengangkutan kecuali motosikal dan basikal Industri lain	1,800 3,526	2,121 3,625	537 980	460 784	500 795
Jumlah Pembuatan		1,554,738	1,800,930	415,298	443,489	467,562

2023		2022		2023		Group Description/Period
Q4	Q1	Q2	(Jan. - Jul.)	(Jan. - Jul.)		
612	623	627	1,224	1,492		Manufacture of optical instruments, photographic equipment, magnetic and optical media
4,442	4,201	4,450	9,552	10,408		Manufacture of electric motors, generators, transformers and electricity distribution and control apparatus
1,325	1,169	1,159	3,207	2,781		Manufacture of electric motors, generators and transformers
3,118	3,032	3,291	6,345	7,627		Manufacture of electricity distribution and control apparatus
2,104	1,571	1,710	3,159	3,696		Manufacture of batteries and accumulators
2,510	2,436	2,385	6,315	5,632		Manufacture of wiring and wiring devices
90	104	120	207	266		Manufacture of fibre optic cables
2,282	2,191	2,118	5,669	5,030		Manufacture of other electronic and electric wires and cables
138	141	147	439	335		Manufacture of current -carrying and non current-carrying wiring devices for electrical circuits regardless of material
433	402	397	893	965		Manufacture of electric lighting equipment
3,083	2,824	2,889	6,633	6,666		Manufacture of domestic appliances
2,194	2,148	2,325	4,432	5,283		Manufacture of other electrical equipment
12,123	10,815	11,534	25,763	25,671		Manufacture of general-purpose and special-purpose machinery
852	598	590	1,521	1,356		Manufacture of fluid power equipment
2,925	2,481	2,692	6,226	5,988		Manufacture of other pumps, compressors, taps and valves
2,454	2,366	2,640	7,058	5,597		Manufacture of power-driven hand tools with self-contained electric or non-electric motor or pneumatic drives
2,544	2,170	2,137	4,179	4,941		Manufacture of metal-forming machinery and machine tools
3,349	3,201	3,474	6,779	7,789		Manufacture of air-conditioning machines, including for motor vehicles
14,295	12,356	9,860	22,312	26,136		Manufacture of other special-purpose machinery n.e.c.
2,112	2,099	2,050	4,524	4,811		Other industry
9,781	10,188	10,295	21,564	24,326		Manufacture of motor vehicles
1,544	1,622	1,529	2,823	3,504		Manufacture of bodies (coachwork) for motor vehicles; manufacture of trailers and semi-trailers
2,920	2,455	2,417	5,927	5,690		Manufacture of parts and accessories for motor vehicles
733	600	637	1,415	1,480		Building of ships and boats
795	616	610	1,601	1,398		Manufacture of railway locomotives, rolling stock, air and spacecraft, related machinery, military fighting vehicles and transport equipment n.e.c
1,392	1,239	1,170	2,911	2,812		Manufacture of motorcycles
4,522	4,729	3,766	9,979	9,604		Manufacture of bicycles and invalid carriages
2,233	2,416	1,823	5,108	4,798		Other industry
2,290	2,313	1,943	4,872	4,806		Manufacture of furniture
1,383	1,304	1,521	3,291	3,225		Manufacture of wooden and cane furniture
1,510	1,594	1,800	3,572	4,018		Other industry
358	403	417	877	957		Manufacture of jewellery, bijouterie and related articles
1,151	1,191	1,383	2,695	3,061		Manufacture of musical instruments, medical and dental instruments and supplies and other manufacturing n.e.c.
57	64	67	123	151		Manufacture of stationery
145	132	168	401	338		Other industry
1,689	1,629	1,386	3,128	3,422		Manufacture of sports goods
624	591	502	1,133	1,234		Manufacture of games and toys
1,066	1,038	884	1,995	2,188		Repair of fabricated metal products, machinery and equipment and installation of industrial machinery and equipment
						Repair and maintenance of transport equipment except motorcycles and bicycles
						Other industry
474,582	449,424	439,208	1,007,218	1,032,592		Total Manufacturing

Jadual Table **1.4a** : Nilai Jualan Sektor Pembuatan Mengikut Kumpulan (samb.)
: Sales Value of Manufacturing Sector by Group (cont.)

Kod Kumpulan Group code	Keterangan Kumpulan/Tempoh	2022							
		Jan.	Feb.	Mac	Apr.	Mei	Jun	Jul.	Ogo.
267 (26701 & 26702) & 268 (26800)	Pembuatan peralatan optikal, kelengkapan fotografi, media magnetik dan optikal	159	154	182	164	148	209	208	211
271	Pembuatan motor elektrik, penjana, transformer dan perkakasan pengagihan dan pengawalan elektrik	1,245	1,203	1,405	1,450	1,285	1,470	1,494	1,581
	27101 Pembuatan motor elektrik, penjana dan transformer	445	389	463	510	424	486	490	483
	27102 Pembuatan perkakasan pengagihan dan pengawalan elektrik	800	814	942	940	861	984	1,004	1,098
272/ 27200	Pembuatan bateri dan akumulator	433	377	408	388	429	551	573	625
273	Pembuatan pendawaian dan peranti pendawaian	938	869	884	980	859	895	890	932
	27310 Pembuatan kabel gentian optikal	27	27	29	34	29	30	31	33
	27320 Pembuatan wayar dan kabel elektronik dan elektrik lain	846	784	787	880	769	801	801	846
	27330 Pembuatan alatan pendawaian pembawa dan bukan pembawa arus untuk litar elektrik (tanpa mengira jenis bahan)	64	58	68	66	61	64	58	54
274/ 27400	Pembuatan kelengkapan pencahayaan elektrik	111	119	138	123	129	140	133	153
275/ 27500	Pembuatan perkakasan domestik	1,004	818	927	1,011	919	968	987	1,116
279/ 27900	Pembuatan kelengkapan elektrik lain	653	632	663	600	585	680	620	703
281 & 282	Pembuatan jentera kegunaan umum dan kegunaan khas	3,605	3,336	3,372	4,046	3,668	4,091	3,647	3,951
	28120 Pembuatan alat-alat kuasa bendalir &	190	172	169	267	221	262	241	306
	28130 Pembuatan pam, pemampat, kepala paip dan injap lain								
	28180 Pembuatan alatan tangan yang menggunakan kuasa & dilengkapkan dengan motor elektrik atau bukan motor elektrik atau pneumatik	817	776	736	1,008	944	994	951	907
	28220 Pembuatan jentera pembentukan logam dan alatan mesin								
	28192 Pembuatan mesin penyaman udara, termasuk untuk kenderaan bermotor	1,045	983	992	1,168	972	1,060	838	880
	28290 Pembuatan lain-lain mesin bertujuan khas t.t.t.l. Industri lain	549	494	543	613	546	774	659	780
		1,003	911	931	990	985	1,000	959	1,077
291 (29101 & 29102)	Pembuatan kenderaan bermotor	3,451	3,197	3,226	3,285	3,013	3,046	3,095	3,131
292/ 29200	Pembuatan kerangka (<i>coachwork</i>) untuk kenderaan bermotor; pembuatan treler dan semi treler	641	553	791	840	692	545	462	500
293/ 29300	Pembuatan alat ganti dan aksesori untuk kenderaan bermotor	2,839	2,770	3,318	3,134	3,011	3,146	3,347	3,470
301 (30110 & 30120)	Pembinaan kapal dan bot	438	402	445	469	315	380	374	369
302, 303, 304 & 309	Pembuatan lokomotif keretapi, <i>rolling stock</i> , kapal angkasa dan udara, jentera berkaitan, kenderaan tempur ketenteraan, dan kelengkapan pengangkutan t.t.t.l.	862	766	921	956	807	815	800	819
	30910 Pembuatan motosikal	183	167	187	231	214	214	220	215
	30920 Pembuatan basikal dan <i>invalid carriages</i> Industri lain	224	184	251	248	238	233	222	237
		454	415	483	477	355	368	359	367
310	Pembuatan perabot	1,761	1,564	1,691	1,433	1,305	1,102	1,123	1,163
	31001 Pembuatan perabot kayu dan rotan Industri lain	929	816	924	659	598	592	589	613
		832	748	767	774	707	510	534	550
321 (32110 & 32120)	Pembuatan barang kemas, <i>bijouterie</i> dan artikel berkaitan	451	380	394	533	577	545	411	443
322, 325 & 329	Pembuatan instrumen muzik, peralatan dan bekalan perubatan dan pergigian dan pembuatan lain t.t.t.l.	515	501	513	528	497	496	522	548
	32901 Pembuatan alat tulis Industri lain	116	114	122	123	124	129	149	156
		399	387	390	405	373	367	373	392
323/ 32300	Pembuatan barangan sukan	18	18	19	20	16	15	16	14
324/ 32400	Pembuatan permainan dan mainan	63	61	60	72	68	39	38	44
331 & 332	Pembaikan pemasangan produk logam, jentera, kelengkapan dan pemasangan jentera perindustrian dan kelengkapan	511	443	563	526	358	360	367	404
	33150 Pembaikan dan penyelenggaraan kelengkapan pengangkutan kecuali motosikal dan basikal Industri lain	170	138	229	205	128	127	137	148
		341	305	334	321	230	233	230	257
Jumlah Pembuatan		138,986	131,703	144,610	147,942	142,043	153,503	148,431	157,436

2023											Group Description/Period
Sep.	Okt.	Nov.	Dis.	Jan.	Feb.	Mac	Apr.	Mei	Jun	Jul.	
202	188	212	211	194	198	232	202	205	220	242	Manufacture of optical instruments, photographic equipment, magnetic and optical media
1,546	1,513	1,497	1,432	1,423	1,329	1,449	1,427	1,461	1,562	1,757	Manufacture of electric motors, generators, transformers and electricity distribution and control apparatus
462	441	477	406	411	376	383	382	383	395	452	Manufacture of electric motors, generators and transformers
1,084	1,071	1,020	1,026	1,012	953	1,066	1,045	1,079	1,167	1,305	Manufacture of electricity distribution and control apparatus
757	793	620	690	583	503	486	542	547	620	414	Manufacture of batteries and accumulators
886	844	831	835	815	821	800	794	788	803	811	Manufacture of wiring and wiring devices
24	25	30	35	35	33	35	37	41	42	42	Manufacture of fibre optic cables
813	774	756	752	735	742	715	711	696	711	721	Manufacture of other electronic and electric wires and cables
49	45	45	48	45	46	50	46	51	50	48	Manufacture of current-carrying and non current-carrying wiring devices for electrical circuits regardless of material
156	137	147	150	132	134	136	122	138	137	165	Manufacture of electric lighting equipment
1,086	1,034	1,011	1,038	911	914	999	992	926	971	953	Manufacture of domestic appliances
758	738	727	729	719	700	728	719	792	814	810	Manufacture of other electrical equipment
3,883	3,893	4,003	4,227	3,693	3,527	3,595	3,877	3,868	3,789	3,322	Manufacture of general-purpose and special-purpose machinery
304	312	284	256	212	213	173	199	191	200	167	Manufacture of fluid power equipment
908	906	997	1,022	860	823	798	891	894	907	816	Manufacture of other pumps, compressors, taps and valves
817	819	779	856	798	759	809	920	947	773	591	Manufacture of power-driven hand tools with self-contained electric or non-electric motor or pneumatic drives
813	807	795	942	730	680	760	789	648	700	634	Manufacture of metal-forming machinery and machine tools
1,043	1,050	1,148	1,151	1,093	1,052	1,056	1,078	1,188	1,208	1,114	Manufacture of air-conditioning machines, including for motor vehicles
3,700	3,960	5,177	5,158	4,253	3,796	4,307	2,846	3,685	3,329	3,920	Manufacture of motor vehicles
571	687	740	685	697	639	762	712	739	599	662	Manufacture of other special-purpose machinery n.e.c.
3,261	2,998	3,503	3,280	3,293	3,266	3,629	3,096	3,684	3,515	3,843	Other industry
432	560	514	470	508	513	601	656	445	428	354	Manufacture of bodies (coachwork) for motor vehicles; manufacture of trailers and semi-trailers
855	959	999	962	815	752	888	805	798	814	818	Manufacture of parts and accessories for motor vehicles
213	223	254	256	205	191	204	202	206	228	243	Building of ships and boats
246	272	272	251	210	200	206	203	208	199	172	Manufacture of railway locomotives, rolling stock, air and spacecraft, related machinery, military fighting vehicles and transport equipment n.e.c
395	464	473	455	400	361	478	399	385	386	403	Manufacture of motorcycles
1,436	1,444	1,547	1,531	1,587	1,512	1,630	1,312	1,411	1,042	1,109	Manufacture of bicycles and invalid carriages
714	708	777	748	788	790	838	641	663	518	559	Other industry
722	737	770	783	799	722	792	671	748	524	550	Manufacture of furniture
533	442	488	454	473	416	415	491	531	498	400	Manufacture of wooden and cane furniture
539	490	505	515	523	538	534	588	640	571	625	Other industry
127	120	120	119	136	135	133	140	142	135	137	Manufacture of musical instruments, medical and dental instruments and supplies and other manufacturing n.e.c.
411	369	386	396	387	403	401	448	498	436	487	Manufacture of stationery
17	18	19	20	21	20	24	27	22	18	19	Other industry
48	48	52	45	45	39	49	57	69	41	38	Manufacture of sports goods
524	541	594	554	530	511	589	578	402	406	407	Manufacture of games and toys
216	201	220	202	186	177	228	231	136	135	140	Repair of fabricated metal products, machinery and equipment and installation of industrial machinery and equipment
308	340	374	352	344	334	360	347	266	271	266	Repair and maintenance of transport equipment except motorcycles and bicycles
161,694	158,864	159,194	156,524	148,010	145,219	156,194	144,981	146,799	147,427	143,960	Total Manufacturing

Jadual Table **1.4b** : Nilai Jualan Sektor Pembuatan Mengikut Kumpulan: Perubahan Peratusan Tahunan
 : Sales Value of Manufacturing Sector by Group: Annual Percentage Change

Kod Kumpulan Group code	Keterangan Kumpulan/Tempoh	2021		2022				2022		2022	2023	2022				
		2021	2022	Q1	Q2	Q3	Q4	Q1	Q2	(Jan. - Jul.)	(Jan. - Jul.)	Jan.	Feb.	Mac	Apr.	Mei
101	Pemprosesan dan pengawetan daging	8.7	11.8	15.5	17.1	8.5	7.2	6.3	9.8	15.9	8.0	14.8	17.4	14.1	23.6	17.3
102	Pemprosesan dan pengawetan ikan, krustasea dan moluska	0.8	-9.0	-14.5	-11.1	-2.8	-6.7	1.0	3.7	-12.3	4.5	-12.8	-16.2	-14.6	-14.5	-7.8
	10201 Pengetinan ikan, krustasea dan moluska & 10202 Pemprosesan dan pengawetan ikan, krustasea dan moluska	0.6	-9.7	-15.2	-11.8	-3.5	-7.2	0.2	2.4	-13.0	3.7	-13.5	-16.8	-15.5	-15.5	-8.3
	Industri lain	5.2	4.0	-1.3	5.6	11.5	1.5	15.7	25.6	2.5	19.8	0.2	-5.8	1.8	8.2	1.5
103	Pemprosesan dan pengawetan buah-buahan dan sayur - sayuran	-1.1	1.6	-14.7	-3.8	19.4	11.8	16.4	36.0	-7.3	28.6	-8.6	-15.7	-20.0	-15.1	-1.3
	10303 Pengetinan nanas & 10304 Pembuatan jem, marmalad dan sajian jeli	4.9	-2.0	-36.1	-9.6	26.8	27.7	50.0	87.3	-19.5	67.9	-17.7	-43.5	-43.9	-35.2	-14.3
	Industri lain	-2.6	2.6	-8.4	-2.5	17.5	8.0	9.5	25.1	-4.2	20.0	-6.4	-5.6	-13.2	-9.5	1.5
104	Pembuatan minyak dan lemak daripada sayuran dan haiwan	13.9	12.8	22.6	17.4	9.7	5.1	4.7	-25.4	18.2	-13.8	26.2	19.8	21.7	16.3	23.6
	10404 Pembuatan minyak sayuran mentah dan bertapis & 10406 Pembuatan sebatian lemak masakan	24.3	19.9	7.5	20.0	25.3	25.0	22.3	-0.2	17.6	4.8	15.2	2.9	4.6	11.8	18.8
	10405 Pembuatan minyak kelapa	-6.3	34.4	7.8	47.1	76.7	22.9	-15.4	-24.6	30.6	-21.4	-2.3	11.2	15.1	31.2	26.8
	Industri lain	13.0	11.9	25.0	17.0	7.5	3.1	2.8	-28.2	18.1	-15.9	28.1	22.3	24.4	16.7	24.1
105	Pembuatan produk tenusu	7.4	12.1	13.8	12.5	14.9	7.7	3.9	4.8	13.7	3.3	15.0	13.7	12.7	12.5	15.1
	10502 Pembuatan susu pekat, tepung dan sejat	7.2	13.1	15.5	13.7	15.3	8.3	4.8	4.9	15.0	3.7	16.3	15.7	14.6	14.1	16.7
	Industri lain	10.9	-0.1	-5.2	-3.6	10.3	-1.0	-9.2	2.4	-2.1	-2.5	0.01	-7.6	-7.8	-7.3	-4.7
106	Pembuatan produk bijian, kanji dan produk berkanji	18.4	22.1	24.5	24.6	22.1	17.4	9.6	1.0	23.9	5.5	27.2	23.7	22.8	29.4	30.6
	10611 Pengilangan beras	22.2	32.7	51.1	33.8	29.8	20.9	12.7	-1.1	39.0	5.6	50.3	52.8	50.2	51.3	37.3
	10613 Pengilangan tepung	16.8	14.0	8.6	17.0	16.0	14.7	6.9	3.6	12.9	5.8	13.3	5.8	6.7	10.9	25.4
	Industri lain	-0.5	4.4	-7.1	7.9	6.5	10.7	6.5	-4.6	1.9	0.5	3.0	-16.1	-7.4	5.4	11.6
107	Pembuatan produk makanan lain	12.3	9.7	4.3	11.3	14.8	8.6	6.9	6.7	8.6	6.7	10.2	-1.6	4.6	9.3	14.7
	10711 Pembuatan biskut dan cookies	4.4	47.1	40.6	61.3	70.5	25.4	5.2	12.6	52.6	13.0	43.3	44.4	34.6	43.0	75.6
	10712 Pembuatan roti, kek dan produk bakeri lain	6.4	0.9	-10.3	2.0	4.2	8.4	18.4	10.7	-2.7	13.1	0.6	-25.7	-1.3	1.4	4.8
	10713 Pembuatan produk snek	-1.8	20.8	18.1	25.7	30.1	11.5	0.9	10.2	23.6	8.1	16.3	17.4	20.6	19.6	28.4
	10721 Pembuatan gula	20.0	-5.5	-1.1	-0.1	-6.1	-13.8	-7.2	13.6	-1.3	5.6	20.9	-10.7	-10.9	-2.3	2.1
	10731 Pembuatan produk koko	-8.0	0.0	-6.7	-2.8	6.9	3.7	4.6	7.6	-3.2	5.9	-3.5	-8.2	-8.6	-6.7	-2.6
	10732 Pembuatan coklat dan produk coklat & 10733 Pembuatan konfeksi gula	25.4	12.0	8.7	12.6	17.0	9.6	1.7	-4.7	10.9	-2.5	9.1	10.8	6.6	8.8	19.8
	10793 Pembuatan sos dan bahan perasa	15.1	3.6	8.7	6.0	9.0	-7.0	-3.4	2.5	8.1	0.7	6.3	5.8	14.4	13.6	-1.2
	10799 Pembuatan produk makanan lain t.t.t.l.	19.8	31.2	25.7	32.5	33.7	32.6	12.3	5.7	28.9	7.4	30.6	22.4	24.3	30.6	32.6
	Industri lain	11.5	9.3	1.8	9.4	17.9	8.5	11.7	14.0	7.3	11.9	4.4	2.6	-1.4	8.9	13.5
108/10800	Pembuatan makanan haiwan tersedia	15.9	25.3	42.2	24.4	20.5	18.8	20.2	16.2	29.8	18.0	65.3	51.1	17.1	26.5	23.3
110	Pembuatan minuman ringan	12.0	19.6	6.3	30.5	42.2	7.6	0.2	3.2	23.1	1.7	6.4	6.6	5.8	14.8	13.9
	11041 Pembuatan minuman ringan	24.6	7.3	10.1	14.7	3.1	2.8	-2.5	7.2	12.8	4.01	4.6	11.5	13.9	17.7	12.3
	11042 Pengeluaran air mineral semulajadi dan minuman lain yang dibotolkan	22.2	2.1	3.3	7.1	1.9	-3.4	-3.7	3.3	5.7	0.3	7.5	1.7	1.2	1.1	5.8
	Industri lain	-9.9	52.7	1.8	74.9	267.6	20.1	5.6	-2.3	50.6	-1.2	8.7	1.0	-4.1	15.3	18.5
120/12000	Pembuatan produk tembakau	-3.9	16.0	4.7	32.1	155.9	-16.4	17.4	27.0	22.8	21.4	2.3	9.6	2.6	15.6	0.5
131	Pemintalan, penenunan dan penyiapan tekstil	14.2	6.3	7.7	-0.3	19.0	1.1	-11.8	-8.8	5.4	-10.8	9.9	7.5	5.7	2.4	-1.9
	13110 Penyediaan dan pemintalan gantian tekstil & 13120 Penenunan tekstil	14.8	7.6	7.9	-5.9	27.1	6.6	-8.5	-5.3	3.3	-7.5	7.4	8.5	7.9	-1.5	-8.2
	13132 Pewarnaan, pelunturan, percetakan dan penyiapan akhir benang dan fabrik	12.9	3.5	6.9	20.3	2.5	-11.3	-21.5	-18.1	12.0	-19.9	17.6	4.4	-0.8	16.3	24.8
	Industri lain	9.8	-15.2	9.6	12.4	-32.3	-31.9	-22.7	-31.3	12.1	-28.6	5.4	12.3	12.4	3.7	16.3
139	Pembuatan tekstil lain	31.4	11.7	23.7	21.6	4.2	1.2	10.6	8.5	20.4	9.1	29.9	26.2	15.5	19.7	22.5
	13910 Pembuatan fabrik dikait dan dikrusye	16.8	3.0	8.8	9.6	-0.3	-4.8	-0.6	-0.9	8.2	-1.4	14.6	11.4	1.3	10.2	11.3
	Industri lain	49.0	19.9	39.8	33.6	8.0	6.6	20.2	16.3	32.8	17.7	46.2	42.2	31.5	28.6	34.0
141	Pembuatan pakaian, kecuali pakaian berbulu	3.1	3.6	3.3	8.5	5.2	-1.3	2.4	6.8	5.8	5.3	0.1	1.8	8.3	9.8	9.5
	14102 Pembuatan pakaian	2.7	2.1	2.4	5.6	1.8	-1.1	2.7	9.0	3.6	6.4	0.3	0.8	6.4	7.8	8.1
	Industri lain	6.5	16.5	9.1	32.3	41.8	-3.3	0.6	-7.6	23.9	-2.2	-1.7	8.5	21.9	25.5	19.7
142 & 143	Pembuatan artikel daripada kulit bulu dan pakaian yang dikait dan dikrusye	1.4	0.6	-8.0	-11.2	28.8	0.7	18.9	19.8	-5.6	18.3	1.6	-12.9	-12.9	-28.1	-27.8
151 (15110 & 15120)	Penyamakan dan pembersihan kulit, pembuatan bagasi, beg tangan, pelana dan abah-abah pembersihan dan pewarnaan bulu	1.0	29.0	16.8	31.6	64.1	17.8	6.4	13.4	30.3	9.4	17.0	21.7	12.0	12.5	9.3
152	Pembuatan kasut	-0.3	4.1	-18.2	6.9	35.9	7.5	6.2	15.9	-3.7	11.5	-20.9	-22.1	-11.5	-4.9	10.3
	15201 Pembuatan kasut kulit & 15203 Pembuatan kasut getah	-4.4	12.3	-19.3	13.3	67.0	16.0	13.3	24.6	0.6	17.5	-15.7	-27.5	-15.3	-8.7	15.3
	Industri lain	6.3	-7.7	-16.6	-1.4	-2.8	-6.3	-4.5	3.1	-9.8	2.1	-28.7	-14.2	-4.7	0.8	4.2
161/16100	Pengilangan dan pengetaman kayu	5.1	13.4	9.9	18.4	28.9	2.9	1.6	3.3	15.5	1.9	17.9	2.9	8.6	10.6	4.6

2023														Group Description/Period
Jun	Jul.	Ogo.	Sep.	Okt.	Nov.	Dis.	Jan.	Feb.	Mac	Apr.	Mei	Jun	Jul.	
11.0	13.4	6.9	5.7	16.2	5.1	0.8	-1.9	9.3	12.3	9.7	8.8	11.0	7.2	Processing and preserving of meat
-10.7	-8.6	0.3	-0.2	-7.1	-5.5	-7.7	1.7	1.6	-0.1	-1.4	10.7	1.8	18.9	Processing and preserving of fish, crustaceans and molluscs
														<i>Canning of fish, crustaceans and molluscs</i>
-11.5	-9.3	-0.2	-1.2	-7.6	-5.7	-8.4	1.2	0.3	-1.1	-2.5	9.2	0.7	19.1	<i>Processing, curing and preserving of fish, crustacean and molluscs</i>
7.2	6.0	10.5	17.6	1.8	-2.6	5.0	9.2	22.4	16.0	18.0	37.3	22.2	15.8	<i>Other industry</i>
7.1	10.1	24.3	24.1	13.8	14.2	7.6	-1.0	15.2	37.7	28.9	40.2	38.8	43.6	Processing and preserving of fruits and vegetable
														<i>Pineapple canning</i>
37.6	27.2	19.1	34.3	30.7	28.6	23.5	20.0	42.2	98.8	69.3	122.4	76.2	62.8	<i>Manufacture of jams, marmalades and table jellies</i>
1.3	6.2	25.8	21.3	9.5	10.5	4.2	-5.5	9.4	26.6	20.9	25.3	29.1	38.3	<i>Other industry</i>
13.0	11.0	16.1	3.3	2.4	1.6	11.8	5.3	7.6	1.2	-23.2	-25.6	-27.4	-18.5	Manufacture of vegetable and animal oils and fats
														<i>Manufacture of crude and refined vegetable oil</i>
29.3	36.0	35.9	7.6	21.1	16.1	37.7	10.3	34.0	24.0	5.4	5.2	-10.1	-17.2	<i>Manufacture of compound cooking fats</i>
101.9	82.1	81.2	66.9	22.3	11.3	35.2	1.6	-18.5	-27.8	-28.6	-15.2	-30.0	-29.7	<i>Manufacture of coconut oil</i>
11.0	7.6	13.4	2.4	0.5	0.2	8.9	4.8	4.8	-1.5	-26.2	-29.0	-29.4	-18.5	<i>Other industry</i>
10.0	17.1	16.1	11.7	6.2	7.4	9.5	-1.8	3.5	9.9	5.5	8.2	0.7	-2.8	Manufacture of dairy products
10.6	17.4	16.3	12.3	6.8	7.9	10.4	-1.6	4.7	11.3	6.1	8.3	0.4	-3.3	<i>Manufacture of condensed, powdered and evaporated milk</i>
1.6	13.5	13.8	4.2	-1.3	0.1	-1.7	-4.9	-12.9	-10.1	-4.0	6.2	4.8	3.7	<i>Other industry</i>
14.2	19.8	28.3	18.6	12.8	18.4	21.4	5.8	13.6	9.4	-4.9	5.0	3.3	8.5	Manufacture of grain mill products, starches and starch products
13.4	26.0	41.1	23.3	12.5	26.9	24.5	6.5	15.8	15.2	-11.9	5.9	5.1	8.4	<i>Rice milling</i>
15.4	14.5	18.6	14.9	12.7	11.7	19.7	5.3	11.7	4.1	3.9	4.5	2.3	9.3	<i>Flour milling</i>
7.0	15.3	2.5	2.8	18.2	7.0	7.6	4.7	8.6	6.5	-5.3	-2.0	-6.4	-1.6	<i>Other industry</i>
10.1	13.8	20.0	10.8	6.8	9.8	9.2	3.1	11.0	6.8	0.8	13.6	6.0	6.1	Manufacture of other food products
76.5	67.6	82.0	62.3	39.9	21.7	17.0	-2.3	9.9	8.3	-14.1	29.6	30.6	38.6	<i>Manufacture of biscuits and cookies</i>
0.1	5.8	4.5	2.3	2.2	7.6	15.8	16.2	17.2	21.7	9.2	15.9	7.2	6.3	<i>Manufacture of bread, cakes and other bakery products</i>
29.9	36.8	38.2	18.2	12.8	11.1	10.7	-3.8	1.2	5.0	-0.4	18.1	13.7	24.6	<i>Manufacture of snack products</i>
0.2	-5.2	4.3	-15.3	-14.6	-13.2	-13.6	-18.4	-0.3	-0.8	-6.7	28.5	21.1	23.4	<i>Manufacture of sugar</i>
1.1	8.3	8.5	3.9	3.5	1.2	6.7	-3.6	9.2	8.9	3.7	15.2	4.1	5.2	<i>Manufacture of cocoa products</i>
														<i>Manufacture of chocolate and chocolate products</i>
9.6	12.1	23.4	15.7	6.9	13.4	8.9	3.2	8.2	-5.2	-7.8	-0.8	-5.6	-7.9	<i>Manufacture of sugar confectionery</i>
5.4	12.9	14.0	1.2	-6.2	-4.2	-10.7	-11.8	1.9	-0.1	-0.3	1.1	7.1	8.7	<i>Manufacture of sauces and condiments</i>
34.4	27.9	40.6	32.3	31.2	38.5	28.1	9.9	17.9	9.5	7.2	12.6	-2.4	-1.6	<i>Manufacture of other food products n.e.c.</i>
6.3	18.4	24.3	11.7	6.9	9.2	9.3	7.5	16.6	11.3	10.9	23.0	8.7	6.8	<i>Other industry</i>
23.6	19.1	18.8	23.6	23.5	16.5	16.6	9.4	20.9	31.3	12.6	19.2	16.7	18.1	Manufacture of prepared animal feeds
89.4	80.6	40.9	18.9	6.8	10.4	5.7	0.5	-0.3	0.3	-3.0	12.1	1.9	2.1	Manufacture of beverages
13.2	16.5	-9.5	6.7	0.2	4.3	4.1	-1.2	-4.1	-2.1	-5.3	16.9	14.7	15.6	<i>Manufacture of soft drinks</i>
16.4	9.4	-1.9	-0.9	-3.4	-3.3	-3.5	-6.5	-2.1	-2.8	-3.1	13.1	1.6	3.4	<i>Production of natural mineral waters and other bottled waters</i>
17,114.8	13,798.9	#####	46.0	22.0	26.4	11.7	4.7	6.7	5.4	0.9	5.7	-13.4	-17.8	<i>Other industry</i>
200.5	179.5	353.6	63.9	-23.6	-2.1	-21.2	20.6	5.7	25.3	9.1	57.6	20.4	19.5	Manufacture of tobacco products
-1.2	17.6	23.8	15.7	5.3	-2.3	0.9	-9.7	-15.0	-10.7	-11.4	-0.5	-13.8	-13.8	Spinning, weaving and finishing of textiles
														<i>Preparation and spinning of textile fibres</i>
-7.8	22.7	28.6	30.6	17.2	-1.2	6.0	-3.4	-13.0	-9.0	-8.2	3.0	-10.3	-11.3	<i>Weaving of textiles</i>
20.6	5.6	15.6	-10.6	-16.2	-4.5	-12.2	-26.7	-21.4	-15.7	-20.6	-10.6	-21.9	-20.0	<i>Dyeing, bleaching, printing and finishing of yarns and fabrics</i>
17.2	18.6	-44.6	-45.6	-35.6	-29.5	-30.2	-18.4	-21.4	-28.9	-26.3	-27.8	-39.1	-37.7	<i>Other industry</i>
22.6	8.8	2.2	1.6	0.4	3.4	-0.1	6.0	14.9	11.4	10.6	10.4	4.9	5.8	Manufacture of other textiles
7.6	2.6	2.8	-6.0	-7.4	1.0	-7.6	-4.3	3.2	-0.3	2.3	-0.4	-4.3	-5.3	<i>Manufacture of knitted and crocheted fabrics</i>
38.4	14.3	1.7	8.6	7.8	5.3	6.6	14.6	24.8	21.5	17.3	19.6	12.3	14.8	<i>Other industry</i>
5.8	6.8	5.1	3.7	-6.5	1.2	1.3	1.7	3.8	1.8	0.6	9.1	11.7	10.6	Manufacture of wearing apparel, except fur apparel
0.9	1.6	1.8	2.0	-7.2	2.3	1.6	2.1	4.8	1.2	2.6	12.5	12.6	11.2	<i>Manufacture of clothings</i>
64.4	83.3	42.7	17.6	-1.4	-6.7	-1.4	-1.4	-2.8	5.8	-12.6	-12.7	4.8	5.9	<i>Other industry</i>
58.3	28.3	29.6	28.6	9.4	4.0	-10.2	3.3	26.2	29.9	22.8	22.1	14.8	12.4	Manufacture of articles of fur, knitted and crocheted apparel
														<i>Tanning and dressing of leather; manufacture of luggage, handbags, saddlery and harness; dressing and dyeing of fur</i>
108.2	114.7	66.2	37.0	20.2	23.1	10.3	5.9	2.9	10.6	12.8	22.6	5.2	8.2	
19.1	38.0	38.9	31.1	9.3	7.4	6.0	8.1	9.5	1.6	16.9	12.2	19.1	16.0	Manufacture of footwear
														<i>Manufacture of leather footwear</i>
44.3	79.0	69.5	54.7	20.4	16.5	11.3	11.6	27.4	4.0	31.7	24.6	17.8	11.1	<i>Manufacture of rubber footwear</i>
-10.8	-8.2	1.2	-1.5	-8.4	-7.7	-3.0	1.9	-12.1	-2.3	-2.6	-4.5	21.4	26.9	<i>Other industry</i>
54.7	38.7	26.3	25.6	8.4	0.3	0.5	-10.4	12.4	4.9	0.6	15.8	-5.3	-2.0	Sawmilling and planning of wood

Jadual Table **1.4b** : Nilai Jualan Sektor Pembuatan Mengikut Kumpulan: Perubahan Peratusan Tahunan
 : Sales Value of Manufacturing Sector by Group: Annual Percentage Change

Kod Kumpulan Group code	Keterangan Kumpulan/Tempoh	2021		2022				2022		2022	2023	2022				
		2021	2022	Q1	Q2	Q3	Q4	Q1	Q2	(Jan. - Jul.)	(Jan. - Jul.)	Jan.	Feb.	Mac	Apr.	Mei
162	Pembuatan produk daripada kayu, gabus, jerami dan bahan jalinan lain	2.8	12.1	14.6	23.7	20.3	-1.8	-5.7	-4.3	20.4	-5.6	16.5	11.8	15.4	14.4	24.3
16211	Pembuatan kepingan venier dan papan lapis	-1.6	9.9	13.6	20.0	14.4	-1.7	0.9	4.3	18.0	1.9	13.8	13.8	13.3	14.8	22.3
16212	Pembuatan papan partikel dan papan gentian	15.0	12.6	20.7	23.3	15.0	-2.2	-12.2	-10.5	22.6	-12.2	20.8	14.2	26.4	16.4	25.6
16221	Pertukangan kayu untuk jurubina	7.3	13.9	5.2	33.8	36.4	-0.7	-4.7	-8.5	20.4	-6.8	15.7	1.9	-1.6	2.6	32.4
	Industri lain	-11.1	19.5	13.6	30.4	53.5	-2.1	-17.6	-16.4	24.7	-17.4	17.5	8.0	15.1	19.3	20.6
170	Pembuatan kertas dan produk kertas	15.8	9.6	10.2	10.3	11.9	6.1	11.0	4.8	10.7	6.9	16.0	9.1	6.2	11.5	8.3
17010	Pembuatan pulpa, kertas dan kertas tebal	36.1	13.8	24.0	13.6	12.0	6.8	-1.5	-7.3	18.1	-5.4	31.6	22.8	18.3	24.2	6.5
17020	Pembuatan kertas gelugur dan kertas tebal dan bekas daripada kertas dan kertas tebal	11.8	2.5	-3.0	5.1	7.9	0.2	7.8	-5.8	2.3	-1.0	1.9	-2.6	-7.5	0.3	0.6
17091	Pembuatan sampul surat dan kad surat	-16.1	14.6	-5.3	7.0	26.5	30.6	29.5	10.8	4.2	15.5	-6.4	-3.1	-6.3	-6.9	8.0
17092	Pembuatan kertas kegunaan rumah dan pembersih peribadi	11.3	16.4	25.3	17.8	15.4	8.1	14.2	13.8	20.7	14.2	35.3	20.1	21.3	20.3	21.0
17093	Pembuatan kertas bergam atau pelekat yang berjalur atau bergulung dan label dan kertas dinding	16.9	17.4	15.6	13.8	18.8	21.4	28.1	22.0	15.3	23.0	15.6	16.1	15.1	28.6	24.1
	Industri lain	9.7	6.1	3.5	3.9	10.1	7.1	27.2	41.1	4.9	35.2	8.5	0.8	1.1	0.0	1.1
181 & 182	Percetakan, aktiviti perkhidmatan berkaitan percetakan dan penerbitan semula media rakaman	4.9	13.3	7.8	22.0	18.8	7.5	7.5	5.5	16.5	6.5	7.7	6.8	8.9	9.2	12.7
18110	Percetakan	4.0	12.4	15.9	25.4	11.8	0.0	-0.7	1.2	21.1	0.8	14.8	15.4	17.6	13.4	18.7
18120 & 18200	Aktiviti perkhidmatan berkaitan percetakan & Penerbitan semula media rakaman	8.6	17.2	-18.7	9.8	58.9	42.5	45.3	23.6	0.1	31.3	-15.1	-20.4	-21.0	-5.6	-6.9
192 (19201 & 19202)	Pembuatan produk petroleum bertapis	36.4	42.3	36.3	36.3	57.2	37.4	21.9	-6.2	39.0	-0.1	46.2	26.0	35.5	23.2	26.5
201	Pembuatan kimia asas, baja dan sebatian nitrogen, plastik dan getah sintetik dalam bentuk primer	10.3	0.5	2.9	8.0	-1.3	-6.6	-6.5	-9.1	4.1	-8.3	3.1	2.3	3.4	13.3	12.8
20111	Pembuatan gas perindustrian atau perubatan bukan organik dalam bentuk cecair atau mampat	7.4	-15.8	-56.8	-28.7	4.1	72.3	58.8	-28.2	-41.0	-1.8	-55.3	-62.4	-50.6	-33.2	-23.2
20112 & 20113	Pembuatan kimia organik asas & Pembuatan sebatian bukan organik	10.2	0.5	2.8	8.4	-2.7	-5.4	-7.5	-11.7	4.1	-10.8	3.1	3.0	2.3	15.0	13.0
20121 & 20129	Pembuatan baja & Pembuatan produk campuran nitrogen	12.2	18.0	37.8	22.5	33.4	-11.9	-15.1	-15.3	31.0	-16.4	50.8	31.2	32.6	18.4	26.4
20131	Pembuatan plastik dalam bentuk primer	7.5	-9.8	-3.3	1.2	-15.4	-20.4	-9.0	-2.9	-3.0	-4.4	-5.2	-2.7	-2.1	9.0	6.6
	Industri lain	33.6	57.2	56.9	60.6	55.1	56.8	8.5	-2.7	58.8	-0.04	64.3	54.7	51.9	55.0	61.9
202 & 203	Pembuatan produk kimia lain dan serat buatan manusia	20.5	30.9	30.0	32.3	37.7	24.9	21.4	20.7	33.3	21.3	33.0	32.9	24.6	30.8	28.3
20210	Pembuatan racun perosak dan produk agrokimia lain	42.3	53.3	61.1	51.3	46.3	54.0	19.0	31.4	53.6	28.8	62.1	60.3	60.9	55.6	51.2
20221	Pembuatan cat, varnis dan penyadur dan mastik	44.1	33.0	59.3	41.4	41.1	4.2	18.9	34.5	56.1	28.8	79.3	72.4	33.6	28.5	34.8
20222	Pembuatan dakwat cetak	-1.0	16.2	20.3	15.6	17.1	11.8	-0.8	-4.1	17.2	-1.6	24.4	21.3	15.6	12.7	18.1
20231 & 20232	Pembuatan sabun dan bahan pencuci, penyediaan membersihkan dan mengilap & Pembuatan pewangi dan penyediaan dandanan diri	13.3	30.1	17.3	34.9	39.2	29.4	23.0	16.2	28.4	18.3	14.0	18.8	19.0	39.9	28.2
20291 & 20292 & 20299	Pembuatan plat fotografi, filem, sensitized paper dan other sensitized unexposed materials & Pembuatan dakwat menulis dan melukis & Pembuatan produk kimia lain t.t.t.l.	6.5	23.8	11.3	15.4	32.5	35.3	26.0	9.9	14.2	16.5	11.4	10.7	11.9	16.5	15.2
	Industri lain	24.8	16.3	1.3	6.1	19.2	39.5	38.0	-2.8	2.9	12.5	4.5	3.7	-3.6	-9.8	13.6
210	Pembuatan produk farmaseutikal, kimia perubatan dan botani	17.1	10.8	13.9	10.7	12.1	7.1	12.0	5.1	12.8	7.2	24.0	9.1	9.6	15.4	8.3
21001	Pembuatan bahan aktif ubat-ubatan untuk digunakan oleh bidang farmakologi dalam pembuatan ubat-ubatan	21.6	10.1	15.5	8.4	10.9	6.0	9.7	4.5	12.0	5.6	24.6	10.3	12.3	15.6	5.2
	Industri lain	-1.0	14.8	6.3	24.2	18.2	11.9	24.1	8.4	17.1	15.1	21.0	3.2	-2.8	14.6	26.9
221	Pembuatan produk getah	36.3	-23.9	-27.9	-30.7	-20.9	-11.1	-10.8	-12.6	-29.6	-11.6	-25.8	-26.0	-30.8	-30.5	-30.7
22111	Pembuatan tayar getah untuk kenderaan	32.9	-23.7	19.6	32.8	-52.6	-50.1	-41.4	-43.2	-8.2	-42.3	29.1	15.6	15.1	21.7	21.9
22112	Pembuatan bunga tayar yang boleh ditukar ganti dan tayar celup	-8.2	2.4	-8.9	6.0	22.9	-5.9	29.9	26.8	3.9	25.8	-8.0	-9.3	-9.5	-12.7	-10.2
22191 & 22193	Pembuatan produk lain daripada getah asli atau sintetik, tidak divulkan, divulkan atau dikeraskan & Pengilangan semula getah dan prosesan susu getah	-9.6	-7.6	-28.3	-6.6	13.9	-2.7	-8.6	-26.1	-13.7	-19.6	-25.9	-28.5	-30.1	-3.4	-11.9
22192	Pembuatan sarung tangan getah	47.9	-28.3	-32.8	-37.9	-23.9	-8.3	-8.4	-8.3	-35.2	-8.0	-31.3	-30.5	-35.2	-37.8	-36.5
22199	Pembuatan produk getah lain yang t.t.t.l.	23.8	-4.3	-10.6	-6.0	4.7	-4.5	-10.6	-13.9	-6.5	-11.6	-10.3	-13.7	-8.0	-4.6	-9.0
222	Pembuatan produk plastik	21.0	5.4	6.7	6.6	6.9	1.7	-3.3	-1.2	6.9	-1.8	8.1	6.2	5.9	10.5	4.4
22201 & 22202	Pembuatan produk plastik separa siap & Pembuatan produk plastik siap	20.9	-5.4	-6.1	-3.7	-4.3	-7.7	-3.2	-7.7	-4.6	-6.1	-5.2	-6.6	-6.4	-4.2	-4.2
22203	Pembuatan artikel plastik untuk pembungkusan barangan	28.3	29.4	20.9	38.0	32.7	25.5	5.4	-1.9	29.7	1.1	19.8	22.6	20.3	35.3	39.4
22204	Pembuatan barangan plastik jurubina	60.0	19.5	37.6	27.0	13.1	6.6	27.9	33.8	29.6	33.9	45.2	39.6	30.2	28.6	32.4
22205	Pembuatan pinggan mangkuk, peralatan dapur dan barangan tandas daripada plastik	52.6	51.1	69.0	59.5	57.2	27.3	8.5	19.7	69.3	13.1	67.7	68.7	70.3	68.9	65.0
22209	Pembuatan pelbagai produk plastik t.t.t.l.	6.9	-19.4	-8.8	-24.2	-22.2	-22.3	-21.5	-8.0	-17.5	-12.7	-5.8	-9.7	-10.6	-10.8	-32.5
231 (23101 & 23102 & 23109)	Pembuatan kaca dan produk kaca	-12.1	4.8	-14.2	1.0	45.0	7.0	-4.8	-2.1	-1.3	-4.5	-22.5	-9.9	-9.8	-7.7	-2.5

2023														Group Description/Period
Jun	Jul.	Ogo.	Sep.	Okt.	Nov.	Dis.	Jan.	Feb.	Mac	Apr.	Mei	Jun	Jul.	
39.9	47.3	15.6	11.2	4.9	-2.7	-6.6	-6.4	-2.2	-8.1	-7.1	4.6	-9.3	-9.8	Manufacture of products of wood, cork, straw and plaiting materials
26.5	42.6	6.5	8.3	4.9	-1.2	-7.8	3.4	2.8	-3.2	0.3	16.2	-1.6	-1.0	Manufacture of veneer sheets and plywood
32.6	30.6	15.6	6.3	5.2	-4.5	-6.5	-15.8	-5.0	-14.8	-14.2	-2.6	-13.6	-17.7	Manufacture of particle board and fibreboard
119.0	91.6	22.3	21.3	2.3	-3.4	-0.8	-5.9	-6.2	-1.9	-5.6	-6.5	-14.2	-11.2	Manufacture of builders' carpentry
64.2	85.3	53.2	36.1	7.0	-4.5	-7.6	-22.0	-12.9	-17.4	-19.2	-7.9	-20.8	-19.3	Other industry
11.0	13.8	11.9	10.1	6.9	2.8	8.8	7.0	16.9	9.5	4.3	8.3	1.9	1.0	Manufacture of paper and paper products
9.8	14.6	11.2	10.5	7.6	5.7	7.1	-1.4	8.8	-11.0	-14.2	2.8	-9.3	-12.0	Manufacture of pulp, paper and paperboard
16.5	10.2	7.5	6.3	-1.2	-3.1	5.4	5.2	11.8	6.7	-6.9	-2.1	-8.4	-10.8	Manufacture of corrugated paper and paperboard and of containers of paper and paperboard
20.3	26.5	28.6	24.6	33.2	29.8	28.6	42.7	21.4	24.8	34.1	2.6	-0.05	-6.3	Manufacture of envelopes and letter-card
12.3	16.5	16.2	13.6	13.2	1.7	9.8	5.9	19.7	17.2	15.7	15.8	9.9	15.4	Manufacture of household and personal hygiene paper
-3.3	19.3	18.9	18.2	26.4	19.8	18.0	29.4	32.6	23.4	33.7	15.5	16.8	13.2	Manufacture of gummed or adhesive paper in strips or rolls and labels and wall paper
10.8	12.5	12.4	5.6	3.2	4.8	13.1	10.4	34.1	39.2	40.3	46.6	36.4	42.0	Other industry
54.5	33.8	12.7	12.2	8.9	9.4	4.5	3.2	10.2	9.3	2.6	7.6	6.5	6.7	Printing, service activities related to printing and reproduction of recorded media
51.2	26.8	5.2	5.9	3.0	2.9	-5.4	-4.6	1.4	1.3	-1.6	2.9	2.5	5.0	Printing
69.8	71.0	58.4	48.6	39.3	37.5	49.9	36.7	50.4	50.2	20.3	27.1	23.5	13.3	Service activities related to printing
														Reproduction of recorded media
59.2	51.8	59.6	60.6	56.0	32.1	25.4	26.0	25.0	14.5	0.6	2.7	-18.6	-25.6	Manufacture of refined petroleum products
-0.5	-2.3	-1.7	0.1	-5.7	-4.2	-9.6	-7.2	-5.6	-6.6	-6.6	-7.2	-13.2	-12.1	Manufacture of basic chemicals, fertilizer and nitrogen compounds, plastics and synthetic rubber in primary forms
-29.7	-30.6	12.6	89.6	86.5	87.6	51.4	49.6	65.2	64.5	-15.6	-25.5	-40.8	-33.3	Manufacture of liquefied or compressed inorganic industrial or medical gases
														Manufacture of basic organic chemicals
-0.5	-2.7	-5.1	0.1	-2.8	-5.0	-7.9	-8.2	-7.0	-7.4	-1.8	-14.5	-17.8	-19.1	Manufacture of inorganic compounds
														Manufacture of fertilizers
23.0	36.8	35.8	27.7	-11.4	-10.3	-13.8	-14.5	-14.7	-16.1	-15.9	-6.0	-24.4	-24.3	Manufacture of associated nitrogen products
-9.6	-13.7	-14.0	-18.6	-23.5	-15.5	-22.1	-10.3	-7.9	-8.9	-11.3	4.7	-1.8	7.5	Manufacture of plastics in primary forms
65.2	59.1	54.0	52.6	76.5	61.7	36.7	6.8	10.0	8.8	-2.9	0.5	-5.7	-15.3	Other industry
37.8	47.9	42.8	25.4	20.3	27.0	27.0	21.6	19.3	23.1	10.3	30.9	21.7	22.9	Manufacture of other chemical products and man-made fibres
46.8	36.5	50.7	51.2	38.6	60.5	61.2	24.1	16.7	16.2	16.5	35.0	44.8	56.8	Manufacture of pesticides and other agrochemical products
66.0	109.1	43.5	6.2	-3.5	7.8	8.3	8.4	14.7	34.0	20.5	43.4	39.9	43.6	Manufacture of paints, varnishes and similar coatings ink and mastics
16.3	12.6	19.6	19.5	11.2	11.8	12.3	-1.0	-0.6	-0.9	-10.4	1.6	-2.9	3.4	Manufacture of printing ink
														Manufacture of soap and detergents, cleaning and polishing preparations
36.0	46.9	46.7	26.8	31.8	31.2	25.4	23.4	23.7	22.0	4.3	35.5	11.4	11.4	Manufacture of perfumes and toilet preparations
														Manufacture of photographic plates, films, sensitized paper and other sensitized unexposed materials
14.4	19.3	35.6	43.1	29.1	34.0	42.8	40.1	22.3	15.7	5.1	12.7	12.2	8.4	Manufacture of writing and drawing ink
														Manufacture of other chemical products n.e.c.
13.8	-1.2	38.2	25.3	35.8	43.0	40.1	43.7	30.1	40.3	33.3	-9.7	-22.8	-8.2	Other industry
8.5	15.9	11.7	8.9	7.4	6.7	7.2	6.9	15.8	13.6	7.7	9.1	-0.5	-0.3	Manufacture of pharmaceuticals, medicinal chemical and botanical products
														Manufacture of medicinal active substances to be used for their pharmacological properties in the manufacture of medicaments
4.8	13.2	11.8	7.7	8.1	4.3	5.6	4.6	13.9	10.9	7.1	8.3	-1.2	-2.5	Other industry
30.9	31.1	11.0	14.8	4.2	17.3	14.1	18.9	25.5	28.0	11.2	12.9	2.6	10.2	Other industry
-30.8	-30.5	-14.6	-13.9	-11.0	-11.5	-10.6	-11.7	-10.7	-10.1	-14.2	-10.4	-13.2	-10.8	Manufacture of rubber products
62.5	-66.4	-32.2	-36.0	-60.2	-42.8	-42.4	-40.7	-41.6	-42.0	-49.9	-34.9	-43.2	-42.5	Manufacture of rubber tyres for vehicles
60.1	52.7	13.4	10.0	-10.4	-14.0	9.9	9.2	42.0	39.8	26.3	40.4	15.9	12.2	Manufacture of interchangeable tyre treads and retreading rubber tyres
														Manufacture of other products of natural or synthetic rubber, unvulcanized, vulcanized or hardened
-4.9	17.5	23.1	1.5	-1.9	-3.3	-2.7	-7.0	-10.9	-7.9	-30.4	-16.4	-30.0	-27.2	Rubber remilling and latex processing
-39.4	-32.0	-20.3	-16.3	-5.3	-9.9	-9.7	-9.6	-7.9	-7.8	-8.3	-8.4	-8.1	-5.8	Manufacture of rubber gloves
-4.7	5.3	5.4	3.5	-4.5	-6.5	-2.5	-9.6	-8.9	-12.9	-19.3	-8.6	-13.1	-7.3	Manufacture of other rubber products n.e.c.
4.6	8.5	5.6	6.6	2.4	2.2	0.7	-6.3	-2.3	-1.4	-7.1	8.1	-3.9	0.6	Manufacture of plastics products
														Manufacture of semi-manufactures of plastic products
-2.6	-3.6	-3.9	-5.4	-7.1	-8.6	-7.4	-7.7	-0.8	-1.1	-10.0	-0.4	-12.3	-8.8	Manufacture of finished plastic products
39.5	29.8	30.2	38.6	28.8	24.1	23.8	2.6	5.8	7.9	-3.5	5.3	-7.3	-0.9	Manufacture of plastic articles for the packing of goods
20.6	19.2	17.9	3.6	3.5	6.3	9.9	-0.1	42.9	41.2	33.4	41.3	26.9	49.5	Manufacture of builders' plastics ware
45.3	106.3	39.6	40.6	28.6	39.3	15.6	5.6	10.0	9.9	12.3	23.5	24.3	6.3	Manufacture of plastic tableware, kitchenware and toilet articles
-30.5	-22.5	-21.7	-22.5	-24.3	-21.5	-21.1	-20.9	-21.7	-21.9	-22.3	10.5	-6.2	4.5	Manufacture of diverse plastic products n.e.c.
18.8	67.3	66.1	10.2	8.2	4.4	8.6	2.1	-10.1	-5.8	-3.7	-3.0	1.0	-10.5	Manufacture of glass and glass products

Jadual Table **1.4b** : Nilai Jualan Sektor Pembuatan Mengikut Kumpulan: Perubahan Peratusan Tahunan
 : Sales Value of Manufacturing Sector by Group: Annual Percentage Change

Kod Kumpulan Group code	Keterangan Kumpulan/Tempoh	2021		2022				2022		2022	2023	2022				
		2021	2022	Q1	Q2	Q3	Q4	Q1	Q2	(Jan. - Jul.)	(Jan. - Jul.)	Jan.	Feb.	Mac	Apr.	Mei
239	Pembuatan pengeluaran galian bukan logam t.t.t.l.	9.6	16.7	10.3	23.6	32.2	5.9	8.4	7.9	19.4	8.2	9.3	10.3	11.4	16.1	13.1
23911	Pembuatan mortar refraktori dan konkrit &	7.0	6.1	-6.5	2.9	68.2	-7.2	-7.5	13.3	5.0	2.7	-6.9	-6.1	-6.4	-6.9	-17.5
23921	Pembuatan seramik bukan refraktori															
23930	Pembuatan produk porselin dan seramik lain	35.1	8.2	7.4	16.8	15.8	-5.1	-2.8	-14.1	15.6	-9.3	7.6	7.4	7.1	8.5	10.0
23941	Pembuatan simen hidrolik	5.7	22.1	6.0	23.3	57.1	14.9	22.2	13.7	18.4	17.5	1.3	7.3	9.4	11.5	10.5
23951	Pembuatan konkrit dan mortar siap bancuh dan banchuan kering	12.2	23.8	24.6	40.6	34.1	4.1	13.3	8.7	35.1	11.1	24.6	24.2	24.9	29.6	34.1
23952 & 23953 & 23959	Pembuatan konkrit pratuangan, simen atau artikel batu buatan yang digunakan dalam pembinaan; Pembuatan komponen struktur pasang siap untuk bangunan atau kejuruteraan awam dari simen, batu atau konkrit buatan Pembuatan artikel konkrit, simen dan plaster lain t.t.t.l.	6.0	10.0	8.2	17.5	16.7	0.4	0.7	6.1	13.6	3.9	9.6	6.7	8.2	16.7	7.8
23990	Pembuatan produk mineral bukan logam lain t.t.t.l. Industri lain	27.1	21.8	15.0	28.8	25.0	20.0	8.3	-0.8	23.2	2.0	9.6	18.1	17.6	22.5	15.5
		11.6	24.9	21.1	38.6	44.8	4.7	5.4	15.9	33.3	10.5	25.2	20.3	18.2	11.5	47.2
241 (24101 & 24102 & 24103 & 24104 & 24109)	Pembuatan besi dan keluli asas	9.0	9.6	14.4	17.5	9.4	0.5	7.0	6.3	17.3	7.4	12.4	13.9	17.1	8.9	15.2
242 (24201 & 24202 & 24209)	Pembuatan logam asas berharga dan logam bukan ferus lain	7.0	8.8	5.7	15.0	13.1	4.2	2.6	0.5	12.4	-0.03	6.3	4.9	6.0	11.9	10.5
243	Pengacuan logam	2.0	20.6	20.8	24.6	30.0	10.1	6.3	5.7	25.6	7.2	16.4	20.9	25.2	9.2	10.4
251 & 252	Pembuatan produk struktur logam, tangki, takungan, penjana wap, senjata dan peluru	10.5	17.0	16.5	22.8	25.3	6.4	7.1	15.8	22.9	11.2	18.1	17.1	14.2	8.3	11.5
25113 & 25119	Pembuatan pintu, tingkap dan bingkai, penutup tingkap dan pintu pagar daripada logam Pembuatan produk struktur logam lain	9.5	16.9	19.0	25.2	19.3	6.2	4.3	19.0	24.1	11.0	20.7	18.8	17.1	5.2	12.2
25120	Pembuatan tangki, takungan dan kontena daripada logam Industri lain	18.3	18.4	12.4	19.7	41.3	6.5	14.3	7.6	22.4	11.3	14.3	13.2	9.6	19.3	12.3
		-20.9	7.6	-6.5	-1.2	33.6	10.8	16.9	18.9	0.6	16.7	-11.0	8.0	-13.0	-13.3	-10.6
259	Pembuatan lain-lain produk yang direka daripada logam; aktiviti perkhidmatan kerja logam	4.2	10.4	1.7	15.5	27.7	1.8	5.7	1.7	12.1	4.3	2.0	0.8	2.4	4.6	4.9
25910	Tempaan, tekanan, hentakan dan bentuk gelekkan logam; serbuk metalurgi	17.2	24.0	16.3	24.0	43.7	15.7	7.9	6.1	23.6	6.9	11.6	20.8	17.0	16.6	11.2
25920	Rawatan dan penyalutan logam; menggunakan mesin	35.6	21.8	4.4	26.6	45.7	17.7	33.9	10.6	21.1	19.5	11.0	-0.9	3.5	11.3	19.8
25991	Pembuatan tin untuk produk makanan dan minuman, tiub dan kotak boleh dilipat	-10.9	-2.5	-1.0	0.2	4.3	-12.1	-6.9	2.8	1.6	-1.2	-0.3	-1.2	-1.6	-1.2	-3.3
25992 & 25993	Pembuatan kabel, plaited bands (jalur/pita berpintal) dan artikel seumpamanya daripada logam Pembuatan bolt, skru, nat dan produk uliran seumpamanya	0.6	2.7	-4.9	17.4	21.7	-13.4	-9.9	-9.3	9.1	-7.8	-4.4	-8.2	-2.2	6.6	0.5
25994	Pembuatan barangan rumah daripada logam	51.7	7.7	2.0	-7.8	20.8	19.6	17.4	15.2	0.01	14.4	27.7	15.2	-20.6	-28.8	-23.3
25999	Pembuatan produk lain yang direka daripada logam t.t.t.l. Industri lain	5.5	21.0	5.3	17.1	43.1	22.4	28.0	7.0	15.8	16.2	3.7	7.1	5.2	-1.2	12.1
		26.7	21.7	30.3	11.1	22.0	24.2	39.4	45.1	20.7	42.7	37.5	43.5	14.3	6.4	3.0
261	Pembuatan komponen dan papan elektronik	19.2	28.9	23.1	36.7	31.8	25.0	16.5	7.4	29.4	10.6	9.7	21.5	37.5	31.0	39.3
26101 & 26102	Pembuatan diod, transistor dan alatan semikonduktor yang seumpamanya Pembuatan litar elektronik bersepadu dengan pemasangan mikro	16.6	34.0	34.3	43.3	37.7	23.4	5.7	-2.1	37.0	2.1	14.8	35.5	52.8	41.7	44.1
26103 & 26104 & 26105	Pembuatan kapasitor dan perintang elektrik Pembuatan papan litar bercetak Pembuatan komponen paparan	23.0	21.4	6.5	27.3	23.7	27.6	36.1	21.1	18.1	23.7	-0.3	2.5	16.7	15.3	32.9
26109	Pembuatan komponen lain untuk aplikasi elektronik	22.1	29.8	28.3	32.4	33.6	25.6	15.8	33.2	31.0	27.7	34.2	21.0	29.4	30.5	32.9
262 (26201 & 26202)	Pembuatan komputer dan kelengkapan peranti	4.5	8.0	11.5	10.6	15.8	-4.0	-2.6	-1.3	10.5	-0.1	17.3	17.1	1.2	16.9	6.7
263/ 26300	Pembuatan peralatan komunikasi	-15.5	0.3	-12.4	4.9	11.6	0.9	10.8	50.0	-4.4	35.9	-23.5	-15.6	2.3	2.8	11.8
264/ 26400	Pembuatan peralatan elektronik pengguna	8.3	11.0	14.5	16.6	26.6	-8.1	-9.3	-3.6	21.1	-4.9	13.9	4.9	24.6	25.1	10.8
265	Pembuatan kelengkapan mengukur, menguji, memandu arah dan kawalan; jam tangan dan jam	8.0	30.3	34.9	37.4	37.7	16.2	2.9	1.1	38.8	1.1	37.9	31.4	34.3	24.1	32.7
26511 & 26512	Pembuatan kelengkapan mengukur, menguji, memandu arah dan kawalan Pembuatan kelengkapan kawalan proses perindustrian	5.0	31.7	37.6	37.2	37.3	19.0	4.0	4.4	40.0	3.0	39.4	35.0	37.6	22.4	31.7
26520	Pembuatan jam tangan dan jam dan bahagiannya	33.7	20.9	16.4	38.8	40.9	-1.6	-6.6	-19.3	30.8	-12.0	25.4	10.2	13.2	34.4	39.1
266/ 26600	Pembuatan peralatan penyinaran, perubahan elektro dan elektroterapeutik	24.7	-34.3	-49.3	-39.4	-36.7	-3.4	27.8	-8.0	-44.3	4.8	-55.6	-46.2	-45.3	-28.3	-43.6

2023														Group Description/Period
Jun	Jul.	Ogo.	Sep.	Okt.	Nov.	Dis.	Jan.	Feb.	Mac	Apr.	Mei	Jun	Jul.	
47.1	44.4	31.2	22.9	7.6	5.3	5.0	3.8	12.3	9.3	5.7	10.6	7.8	8.1	Manufacture of non-metallic mineral products n.e.c.
														<i>Manufacture of refractory mortars and concretes</i>
47.7	137.5	56.2	39.8	-5.0	-7.4	-8.7	-13.3	-3.7	-5.3	11.4	28.6	2.6	11.6	<i>Manufacture of non-refractory ceramic</i>
35.0	42.2	12.8	-1.5	-5.3	-6.3	-3.7	2.5	-2.5	-8.6	-13.6	-12.2	-16.5	-13.4	<i>Manufacture of other porcelain and ceramic products</i>
60.3	59.5	58.6	53.3	19.6	13.4	12.5	25.3	21.7	19.8	13.7	14.2	13.2	13.6	<i>Manufacture of hydraulic cement</i>
62.3	60.2	38.4	12.3	2.2	1.2	8.6	8.1	18.7	13.5	8.6	8.9	8.6	10.8	<i>Manufacture of ready-mix and dry-mix concrete and mortars</i>
														<i>Manufacture of precast concrete, cement or artificial stone articles for use in construction</i>
30.0	23.1	14.3	13.3	4.4	0.3	-2.8	-7.9	6.1	4.8	-0.9	9.4	11.2	8.8	<i>Manufacture of prefabricated structural components for building or civil engineering of cement, concrete or artificial stone</i>
														<i>Manufacture of other articles of concrete, cement and plaster n.e.c.</i>
51.7	35.4	22.6	17.4	12.3	23.5	24.1	3.5	15.7	5.9	3.2	5.6	-10.3	-8.9	<i>Manufacture of other non-metallic mineral products n.e.c.</i>
73.8	79.7	37.9	28.6	5.4	7.1	1.8	3.6	5.6	6.9	15.3	15.3	17.2	12.9	<i>Other industry</i>
34.2	30.9	9.2	-0.8	-0.4	2.0	-0.1	-3.9	12.6	13.5	2.1	5.1	12.9	13.3	Manufacture of basic iron and steel
25.6	38.5	4.5	6.3	6.5	2.3	3.8	1.9	1.9	3.9	1.8	6.5	-8.2	-12.9	Manufacture of basic precious and other non-ferrous metals
76.6	51.5	26.8	19.6	12.2	12.6	6.0	7.6	9.0	2.5	-1.5	3.6	16.1	16.5	Casting of metals
58.0	51.2	23.8	7.6	4.8	5.3	9.0	1.9	7.1	12.9	17.5	18.9	11.2	11.2	Manufacture of structural metal products, tanks, reservoirs, steam generators, weapons and ammunition
														<i>Manufacture of metal doors, windows and their frames, shutters and gates</i>
77.7	42.1	21.3	1.0	3.6	5.1	9.6	-2.9	8.3	8.8	20.5	21.2	15.3	10.2	<i>Manufacture of other structural metal products</i>
														<i>Manufacture of tanks, reservoirs and containers of metal</i>
27.4	80.1	26.9	27.8	6.8	6.1	6.7	16.3	2.3	24.5	9.8	12.3	1.6	13.7	<i>Other industry</i>
26.9	39.6	55.9	8.5	15.2	1.4	16.3	10.5	19.9	21.2	21.0	23.7	12.5	9.8	<i>Other industry</i>
48.2	47.6	31.9	9.7	3.6	0.3	1.5	3.3	10.8	3.1	-2.9	4.2	4.2	8.5	Manufacture of other fabricated metal products; metal working service activities
														<i>Forging, pressing, stamping and roll-forming of metal; powder metallurgy</i>
50.1	49.3	52.4	31.7	25.3	13.8	8.9	8.8	9.1	6.0	5.4	8.3	4.6	6.1	<i>Treatment and coating of metals; machining</i>
57.4	80.9	30.6	34.2	15.3	10.3	27.3	44.5	48.1	10.9	9.4	16.3	6.7	4.4	<i>Manufacture of tins and cans for food products, collapsible tubes and boxes</i>
5.1	17.7	8.3	-9.0	-9.2	-13.8	-13.1	-13.6	-3.1	-3.3	-3.5	11.6	1.4	6.3	<i>Manufacture of metal cable, plaited bands and similar articles</i>
70.5	57.0	26.6	-4.9	-11.6	-14.9	-13.6	-13.5	-4.0	-12.0	-15.6	-10.5	-0.3	6.0	<i>Manufacture of bolts, screws, nuts and similar threaded products</i>
75.4	21.3	21.1	19.8	24.0	15.6	19.4	20.1	27.2	6.7	22.8	17.5	5.8	4.2	<i>Manufacture of metal household articles</i>
62.3	53.7	54.3	26.3	21.2	23.7	22.3	26.5	29.7	27.8	2.3	12.2	7.8	13.5	<i>Manufacture of any other fabricated metal products n.e.c.</i>
27.6	23.9	20.8	21.4	18.6	26.8	27.0	23.0	55.6	43.4	41.2	51.3	43.4	46.0	<i>Other industry</i>
39.7	28.3	33.7	32.9	30.7	30.7	14.5	13.8	18.4	16.8	9.5	6.5	6.5	3.5	Manufacture of electronic components and boards
														<i>Manufacture of diodes, transistors and similar semiconductor devices</i>
44.1	28.0	42.3	42.2	30.0	23.4	17.0	6.3	4.8	6.0	-6.3	-0.7	0.4	3.9	<i>Manufacture of electronic integrated circuits micro assemblies</i>
														<i>Manufacture of electrical capacitors and resistors</i>
33.6	28.3	22.5	21.4	30.8	42.6	11.5	28.5	42.6	36.1	36.4	15.7	13.7	-0.5	<i>Manufacture of printed circuit boards</i>
														<i>Manufacture of display components</i>
33.6	35.1	32.1	33.8	43.2	27.9	7.0	3.9	21.3	22.3	28.9	29.1	40.8	45.2	<i>Manufacture of other components for electronic applications</i>
6.8	6.5	22.3	20.8	-7.3	-1.3	-3.0	-3.4	-2.3	-2.0	-7.7	12.3	-5.1	12.4	Manufacture of computers and peripheral equipment
1.4	-1.7	16.9	17.5	-2.3	-2.5	7.4	6.2	12.3	13.2	51.6	52.6	46.8	81.3	Manufacture of communication equipment
13.5	74.5	12.6	13.8	-8.5	-5.3	-10.8	-16.7	-5.6	-5.5	-14.2	3.7	1.3	5.7	Manufacture of consumer electronics
53.9	55.8	36.1	25.9	26.3	27.0	-0.1	-10.5	12.1	11.9	2.9	6.8	-4.5	-4.0	Manufacture of measuring, testing, navigating and control equipment; watches and clocks
														<i>Manufacture of measuring, testing, navigating and control equipment</i>
55.7	56.4	33.5	27.0	29.9	32.9	0.8	-10.7	14.4	14.1	7.6	10.9	-2.8	-3.8	<i>Manufacture of industrial process control equipment</i>
42.6	52.3	57.6	18.3	5.3	-3.3	-6.7	-8.5	-5.4	-5.5	-23.6	-18.2	-16.5	-5.4	<i>Manufacture of watches and clocks and parts</i>
-44.6	-44.9	-19.6	-42.5	-43.2	60.4	27.6	25.8	26.5	30.8	-15.7	10.1	-13.4	-9.2	Manufacture of irradiation, electromedical and electrotherapeutic equipment

Jadual Table **1.4b** : Nilai Jualan Sektor Pembuatan Mengikut Kumpulan: Perubahan Peratusan Tahunan
 : Sales Value of Manufacturing Sector by Group: Annual Percentage Change

Kod Kumpulan Group code	Keterangan Kumpulan/Tempoh	2021		2022				2022		2022	2023	2022				
		2021	2022	Q1	Q2	Q3	Q4	Q1	Q2	(Jan. - Jul.)	(Jan. - Jul.)	Jan.	Feb.	Mac	Apr.	Mei
267 (26701 & 26702) & 268 (26800)	Pembuatan peralatan optikal, kelengkapan fotografi, media magnetik dan optikal	18.7	33.7	33.7	36.2	67.7	9.5	26.0	20.2	43.8	21.9	22.9	25.0	54.7	29.2	33.4
271	Pembuatan motor elektrik, penjana, transformer dan perkakasan pengagihan dan pengawalan elektrik	21.4	33.3	37.9	36.0	43.8	18.6	9.0	5.8	40.2	9.0	30.5	41.3	42.2	34.7	33.7
27101	Pembuatan motor elektrik, penjana dan transformer	13.1	17.2	25.6	27.1	19.3	0.4	-9.8	-18.4	26.6	-13.3	25.7	23.2	27.6	29.4	26.3
27102	Pembuatan perkakasan pengagihan dan pengawalan elektrik	26.7	42.5	45.1	41.1	58.5	28.5	18.6	18.2	48.2	20.2	33.3	52.0	50.6	37.8	37.6
272/ 27200	Pembuatan bateri dan akumulator	-3.7	33.6	25.8	12.8	33.6	58.0	29.0	25.1	19.8	17.0	13.4	34.2	33.7	3.7	22.9
273	Pembuatan pendawaian dan peranti pendawaian	26.2	0.0	12.3	6.0	1.3	-16.1	-9.5	-12.8	8.5	-10.8	13.5	11.9	11.4	13.6	2.6
27310	Pembuatan kabel gentian optikal	35.4	14.9	33.9	48.7	2.5	-8.1	23.6	28.7	35.5	28.1	22.6	41.1	39.3	49.9	48.8
27320	Pembuatan wayar dan kabel elektronik dan elektrik lain	24.2	0.1	11.0	5.4	2.7	-15.4	-9.3	-13.5	8.0	-11.3	12.5	10.5	9.9	13.2	1.4
27330	Pembuatan alatan pendawaian pembawa dan bukan pembawa arus untuk litar elektrik (tanpa mengira jenis bahan)	54.9	-7.4	22.1	-1.1	-16.0	-28.9	-25.6	-23.3	5.1	-23.5	25.4	21.3	19.8	5.6	2.5
274/ 27400	Pembuatan kelengkapan pencahayaan elektrik	-2.8	27.1	28.5	28.0	38.7	15.4	9.3	1.2	33.1	8.0	12.3	38.8	35.6	13.5	35.9
275/ 27500	Pembuatan perkakasan domestik	9.5	8.7	7.6	12.3	17.8	-1.4	2.8	-0.3	10.7	0.5	14.2	-3.7	12.3	13.4	11.6
279/ 27900	Pembuatan kelengkapan elektrik lain	17.7	4.0	16.7	-2.9	3.7	0.7	10.3	24.7	6.1	19.2	8.9	21.8	20.2	-3.5	-2.7
281 & 282	Pembuatan jentera kegunaan umum dan kegunaan khas	16.2	6.9	9.3	4.6	7.7	6.3	4.9	-2.3	8.3	-0.4	16.6	7.3	4.4	4.5	4.4
28120 & 28130	Pembuatan alat-alat kuasa bendalir & pam, pemampat, kepala paip dan injap lain	25.9	2.4	-14.7	-1.4	23.3	1.5	12.7	-21.2	0.0	-10.9	37.3	-24.5	-34.1	-3.8	-10.6
28180 & 28220	Pembuatan alatan tangan yang menggunakan kuasa dilengkapkan dengan motor elektrik atau bukan motor elektrik atau pneumatik & Pembuatan jentera pembentukan logam dan alatan mesin	27.7	1.0	-3.3	-1.4	3.4	5.1	6.5	-8.6	-1.6	-3.8	-1.7	-3.5	-4.8	-0.4	-1.6
28192	Pembuatan mesin penyaman udara, termasuk untuk kenderaan bermotor	17.8	-6.1	10.9	3.2	-12.6	-23.6	-21.7	-17.5	9.5	-20.7	8.7	13.5	10.6	8.9	4.8
28290	Pembuatan lain-lain mesin bertujuan khas t.t.t.l. Industri lain	-11.4	37.9	28.5	15.6	45.6	61.4	36.7	10.5	22.2	18.2	41.1	22.1	23.2	10.8	20.1
291 (29101 & 29102)	Pembuatan kenderaan bermotor	5.8	12.7	5.8	21.0	22.1	7.0	25.1	5.5	14.7	17.1	9.7	6.6	1.1	3.1	10.8
292/ 29200	Pembuatan kerangka (coachwork) untuk kenderaan bermotor; pembuatan treler dan semi treler	19.7	17.6	29.7	19.2	20.6	5.1	5.8	-1.3	24.5	6.4	27.4	28.2	32.6	13.6	19.8
293/ 29300	Pembuatan alat ganti dan aksesori untuk kenderaan bermotor	5.4	17.9	2.7	19.1	46.2	9.8	14.1	10.8	15.3	12.8	3.5	1.1	3.5	5.6	10.8
301 (30110 & 30120)	Pembinaan kapal dan bot	50.7	0.9	7.2	2.6	-3.9	-1.3	26.2	31.3	5.8	24.1	10.4	4.7	6.5	4.0	1.4
302, 303, 304 & 309	Pembuatan lokomotif keretapi, rolling stock, kapal angkasa dan udara, jentera berkaitan, kenderaan tempur ketenteraan, dan kelengkapan pengangkutan t.t.t.l.	-5.9	17.1	0.4	19.3	38.5	16.9	-3.7	-6.3	13.4	-4.0	-0.9	2.7	-0.1	7.9	18.0
30910	Pembuatan motosikal	-13.2	26.3	-11.4	21.2	69.4	44.1	11.7	-3.2	10.9	4.6	-11.2	-10.7	-12.2	5.9	12.7
30920	Pembuatan basikal dan invalid carriages Industri lain	3.4	24.3	2.3	40.1	46.5	17.3	-6.5	-15.3	27.3	-12.7	-5.7	12.3	3.5	10.3	20.3
310	Pembuatan perabot	-5.7	9.8	6.7	18.9	29.4	-5.2	-5.7	-1.9	16.8	-3.8	8.0	5.8	6.2	18.8	10.8
31001	Pembuatan perabot kayu dan rotan Industri lain	-21.9	1.0	-11.9	2.7	35.4	-4.4	-9.5	-1.4	-1.2	-6.1	-9.6	-14.5	-11.6	-2.3	-8.7
321 (32110 & 32120)	Pembuatan barang kemas, bijouterie dan artikel berkaitan	1.9	25.5	-8.1	19.0	133.9	16.8	6.4	-8.1	15.9	-2.0	-7.9	-7.8	-8.6	-8.7	9.3
322, 325 & 329	Pembuatan instrumen muzik, peralatan dan bekalan perubatan dan pergigian dan pembuatan lain t.t.t.l.	7.0	10.7	13.1	13.6	17.0	0.1	4.3	18.3	14.7	12.5	15.0	14.4	10.0	11.0	9.5
32901	Pembuatan alat tulis Industri lain	12.7	9.5	-4.0	1.0	37.2	7.7	14.6	11.0	4.5	9.2	0.3	-1.1	-10.0	-5.8	-4.3
323/ 32300	Pembuatan barangan sukan	-26.7	5.4	-1.4	-12.0	30.1	15.5	16.6	30.6	-2.0	22.4	1.2	1.3	-5.9	-7.7	-24.2
324/ 32400	Pembuatan permainan dan mainan	3.8	2.6	27.9	16.7	-3.4	-23.8	-28.1	-6.5	18.1	-15.9	48.7	48.9	-0.7	7.9	5.8
331 & 332	Pembaikan pemasangan produk logam, jentera, kelengkapan dan pemasangan jentera perindustrian dan kelengkapan	0.0	7.9	6.1	10.1	10.2	6.2	7.4	11.5	8.2	9.4	9.6	2.4	6.1	9.4	9.0
33150	Pembaikan dan penyelenggaraan kelengkapan pengangkutan kecuali motosikal dan basikal Industri lain	6.2	17.8	13.1	24.6	22.4	13.9	10.2	9.3	19.4	8.9	7.1	9.5	20.6	23.5	25.4
		-2.8	2.8	2.6	3.1	3.7	2.1	5.9	12.8	2.7	9.7	10.9	-0.6	-2.0	2.0	1.7
	Jumlah Pembuatan	15.5	15.8	12.8	17.4	22.5	11.1	8.2	-1.0	16.3	2.5	13.1	11.2	13.9	13.2	15.7

2023														Group Description/Period
Jun	Jul.	Ogo.	Sep.	Okt.	Nov.	Dis.	Jan.	Feb.	Mac	Apr.	Mei	Jun	Jul.	
44.3	110.9	76.3	32.8	-4.9	22.3	12.9	21.8	28.7	27.5	23.0	38.7	5.0	16.3	Manufacture of optical instruments, photographic equipment, magnetic and optical media
39.5	60.9	40.6	33.2	24.3	23.9	8.5	14.3	10.5	3.1	-1.6	13.7	6.3	17.6	Manufacture of electric motors, generators, transformers and electricity distribution and control apparatus
25.4	27.7	16.5	14.2	4.1	15.9	-16.1	-7.6	-3.4	-17.4	-25.1	-9.8	-18.7	-7.8	Manufacture of electric motors, generators and transformers
47.7	84.3	54.6	43.4	35.2	28.0	22.7	26.5	17.1	13.2	11.2	25.3	18.6	29.9	Manufacture of electricity distribution and control apparatus
12.6	25.6	17.0	59.9	64.0	36.0	76.2	34.6	33.5	18.9	39.8	27.6	12.7	-27.8	Manufacture of batteries and accumulators
1.6	5.3	4.3	-5.2	-16.1	-16.8	-15.4	-13.1	-5.5	-9.5	-19.0	-8.2	-10.4	-8.9	Manufacture of wiring and wiring devices
47.2	9.5	19.6	-20.0	-22.7	5.4	-5.6	29.5	20.3	21.3	8.1	42.7	38.6	38.0	Manufacture of fibre optic cables
1.5	7.1	5.4	-3.9	-14.6	-15.8	-15.9	-13.2	-5.4	-9.1	-19.2	-9.5	-11.2	-10.1	Manufacture of other electronic and electric wires and cables
-9.9	-16.1	-15.2	-16.6	-32.4	-37.5	-13.7	-29.3	-19.8	-27.2	-30.2	-16.4	-22.6	-17.4	Manufacture of current -carrying and non current-carrying wiring devices for electrical circuits regardless of material
36.2	69.8	34.9	22.9	-14.2	33.0	41.8	19.2	12.1	-1.0	-1.2	6.8	-1.8	24.7	Manufacture of electric lighting equipment
11.8	15.4	19.9	17.8	2.9	-2.3	-4.5	-9.3	11.8	7.8	-1.9	0.8	0.3	-3.4	Manufacture of domestic appliances
-2.6	5.5	4.1	2.0	3.2	2.9	-3.6	10.2	10.8	9.8	19.8	35.4	19.7	30.8	Manufacture of other electrical equipment
4.8	18.9	4.1	2.3	2.0	5.0	11.9	2.5	5.7	6.6	-4.2	5.5	-7.4	-8.9	Manufacture of general-purpose and special-purpose machinery
10.9	74.4	10.8	10.3	5.4	5.0	-6.0	11.5	24.1	2.4	-25.5	-13.2	-23.7	-30.6	Manufacture of fluid power equipment
-2.2	2.2	4.1	3.8	-5.7	9.9	11.6	5.2	6.1	8.4	-11.6	-5.3	-8.7	-14.2	Manufacture of other pumps, compressors, taps and valves
-3.6	34.5	-25.2	-25.8	-25.1	-30.2	-14.7	-23.6	-22.8	-18.5	-21.2	-2.6	-27.1	-29.5	Manufacture of power-driven hand tools with self-contained electric or non-electric motor or pneumatic drives
16.5	28.6	54.2	54.0	55.2	54.6	73.7	32.8	37.6	39.8	28.7	18.6	-9.5	-3.7	Manufacture of metal-forming machinery and machine tools
12.7	11.1	11.8	2.5	10.6	14.2	10.5	9.0	15.5	13.5	8.8	20.7	20.8	16.2	Manufacture of air-conditioning machines, including for motor vehicles
68.0	28.9	29.8	11.5	-7.6	10.5	17.6	23.2	18.7	33.5	-13.4	22.3	9.3	26.7	Manufacture of motor vehicles
28.1	28.0	28.9	9.3	0.6	7.8	7.1	8.9	15.5	-3.6	-15.2	6.7	10.0	43.3	Manufacture of bodies (coachwork) for motor vehicles; manufacture of trailers and semi-trailers
48.6	51.2	45.7	41.8	2.3	13.4	13.7	16.0	17.9	9.4	-1.2	22.4	11.7	14.8	Manufacture of parts and accessories for motor vehicles
1.8	11.5	-10.1	-9.5	-1.6	-1.9	-0.2	16.1	27.6	34.9	39.8	41.3	12.7	-5.5	Building of ships and boats
38.0	50.8	32.1	34.4	30.6	12.2	10.1	-5.4	-1.8	-3.5	-15.8	-1.1	-0.2	2.3	Manufacture of railway locomotives, rolling stock, air and spacecraft, related machinery, military fighting vehicles and transport equipment n.e.c
58.0	74.0	67.2	67.1	61.2	40.2	35.3	12.1	14.6	8.9	-12.3	-3.6	6.9	10.9	Manufacture of motorcycles
157.6	123.3	27.9	25.3	24.3	21.7	6.6	-6.4	8.4	-17.6	-18.2	-12.8	-14.7	-22.4	Manufacture of bicycles and invalid carriages
0.9	17.6	19.9	26.7	23.1	-2.6	1.4	-12.0	-13.0	-1.0	-16.2	8.2	4.8	12.3	Other industry
30.2	82.8	20.2	11.0	-3.3	-6.0	-6.2	-9.9	-3.3	-3.6	-8.4	8.1	-5.4	-1.3	Manufacture of furniture
25.6	73.5	23.5	23.4	3.5	-5.6	-9.7	-15.2	-3.2	-9.3	-2.6	10.9	-12.6	-5.0	Manufacture of wooden and cane furniture
35.9	94.3	16.8	0.9	-9.0	-6.4	-2.6	-4.0	-3.4	3.2	-13.4	5.8	2.9	2.8	Other industry
94.9	253.3	198.9	62.3	21.2	17.5	12.3	4.8	9.5	5.3	-7.8	-7.9	-8.6	-2.8	Manufacture of jewellery, bijouterie and related articles
21.2	23.4	18.7	9.8	-1.7	2.2	-0.1	1.4	7.4	4.1	11.4	28.9	15.1	19.6	Manufacture of musical instruments, medical and dental instruments and supplies and other manufacturing n.e.c.
15.2	48.6	31.9	31.8	11.6	8.9	3.0	16.9	18.6	8.6	14.3	14.6	4.3	-7.8	Manufacture of stationery
23.5	15.5	14.2	4.4	-5.4	0.3	-1.0	-3.1	4.1	2.7	10.5	33.6	18.9	30.6	Other industry
-1.5	47.0	24.1	21.3	29.6	9.9	9.9	17.1	11.2	21.2	32.4	39.6	18.6	16.3	Manufacture of sports goods
74.3	-10.5	27.8	-16.7	-25.3	-19.4	-26.7	-28.1	-37.0	-18.9	-21.2	2.2	5.8	-0.9	Manufacture of games and toys
12.3	10.5	10.3	9.8	6.8	5.1	6.7	3.7	15.4	4.5	9.8	12.4	12.9	10.8	Repair of fabricated metal products, machinery and equipment and installation of industrial machinery and equipment
25.7	28.8	27.5	15.6	16.5	16.1	9.2	9.4	28.5	-0.3	12.6	6.7	6.5	2.8	Repair and maintenance of transport equipment except motorcycles and bicycles
6.2	2.0	2.4	6.1	1.8	-0.4	5.4	0.8	9.5	7.8	8.1	15.6	16.4	15.5	Other industry
23.4	23.8	24.4	19.5	12.9	11.8	8.8	6.5	10.3	8.0	-2.0	3.3	-4.0	-3.0	Total Manufacturing

Jadual Table **1.4c** : Nilai Jualan Sektor Pembuatan Mengikut Kumpulan: Perubahan Peratusan Bulanan/Suku Tahunan
 : Sales Value of Manufacturing Sector by Group: Monthly/Quarterly Percentage Change

Kod Kumpulan Group code	Keterangan Kumpulan/Tempoh	2022				2023		2022			
		Q1	Q2	Q3	Q4	Q1	Q2	Jan.	Feb.	Mac	Apr.
101	Pemprosesan dan pengawetan daging	0.3	2.1	1.5	3.2	-0.5	5.5	4.8	-5.5	-3.6	7.3
102	Pemprosesan dan pengawetan ikan, krustasea dan moluska	-7.1	0.0	-2.0	2.5	0.7	2.6	-1.8	-10.6	7.0	-1.7
	10201 Pengetinan ikan, krustasea dan moluska &										
	10202 Pemprosesan dan pengawetan ikan, krustasea dan moluska Industri lain	-7.2	0.4	-2.6	2.2	0.2	2.6	-1.8	-10.7	7.0	-1.5
	Industri lain	-5.8	-6.6	8.1	6.8	7.4	1.3	-2.4	-8.5	7.4	-5.4
103	Pemprosesan dan pengawetan buah-buahan dan sayur - sayuran	6.0	-0.7	2.6	3.5	10.3	16.0	13.9	-11.1	-2.9	4.3
	10303 Pengetinan nanas &										
	10304 Pembuatan jem, marmalad dan sajian jeli Industri lain	-7.7	2.7	28.2	5.1	8.4	28.3	11.9	-9.9	-15.7	11.3
	Industri lain	9.4	-1.4	-2.8	3.1	10.9	12.6	14.3	-11.4	-0.1	3.0
104	Pembuatan minyak dan lemak daripada sayuran dan haiwan	-20.8	41.6	-6.5	0.3	-21.1	0.8	-13.1	-7.4	-0.9	38.3
	10404 Pembuatan minyak sayuran mentah dan bertapis &										
	10406 Pembuatan sebatian lemak masakan	-2.8	28.7	13.5	-12.0	-4.9	5.1	3.1	-12.2	9.4	17.9
	10405 Pembuatan minyak kelapa Industri lain	15.7	-3.3	14.2	-3.9	-20.3	-13.8	9.4	7.3	1.8	-10.6
	Industri lain	-22.8	43.6	-8.9	2.0	-23.1	0.3	-14.9	-7.0	-2.1	41.6
105	Pembuatan produk tenusu	3.9	3.2	1.8	-1.3	0.2	4.1	8.0	-2.6	1.6	3.1
	10502 Pembuatan susu pekat, tepung dan sejat Industri lain	4.1	3.7	1.3	-1.0	0.7	3.8	8.1	-2.4	1.7	3.6
	Industri lain	2.0	-4.4	8.2	-6.2	-6.5	7.8	7.2	-5.4	-0.3	-3.5
106	Pembuatan produk bijian, kanji dan produk berkanji	8.8	10.3	-6.1	4.3	1.5	1.6	9.3	-0.6	6.6	12.7
	10611 Pengilangan beras	9.9	18.0	-7.3	0.6	2.4	3.6	8.2	8.0	0.7	30.2
	10613 Pengilangan tepung Industri lain	9.1	3.4	-5.1	7.1	1.7	0.2	11.4	-7.6	13.1	-3.4
	Industri lain	-10.4	3.8	-0.5	19.7	-13.8	-7.1	-4.8	-10.3	1.8	9.4
107	Pembuatan produk makanan lain	2.5	4.8	1.3	-0.1	0.9	4.6	5.2	-6.0	6.1	3.7
	10711 Pembuatan biskut dan cookies	17.9	6.1	-5.8	6.4	-1.0	13.5	12.2	-3.9	2.3	25.8
	10712 Pembuatan roti, kek dan produk bakeri lain	0.7	13.3	-0.1	-4.9	10.0	6.0	6.1	-5.4	2.3	6.2
	10713 Pembuatan produk snek	5.5	4.5	-5.4	7.0	-4.6	14.1	2.6	-1.7	9.3	3.8
	10721 Pembuatan gula	-7.7	-5.2	-3.6	2.2	-0.6	16.0	2.8	-15.9	-0.3	6.2
	10731 Pembuatan produk koko	1.3	-6.5	4.9	4.5	2.1	-3.8	11.1	-1.9	-14.2	4.7
	10732 Pembuatan coklat dan produk coklat &										
	10733 Pembuatan konfeksi gula	6.3	7.0	-0.3	-3.3	-1.4	0.2	7.2	-6.2	15.3	1.7
	10793 Pembuatan sos dan bahan perasa	-5.2	-4.9	-3.9	7.2	-1.5	1.0	-4.7	-4.6	4.9	1.9
	10799 Pembuatan produk makanan lain t.t.t.l. Industri lain	10.6	4.4	10.3	4.0	-6.3	-1.8	10.8	-3.6	9.7	-1.9
	Industri lain	-2.1	3.1	7.9	-0.5	0.8	5.2	-1.6	-4.9	8.6	-1.9
108/10800	Pembuatan makanan haiwan tersedia	1.7	18.8	1.1	-2.7	2.9	14.8	6.2	-7.4	-2.4	24.2
110	Pembuatan minuman ringan	5.9	-5.1	6.7	0.3	-1.4	-2.3	6.7	0.3	6.1	3.9
	11041 Pembuatan minuman ringan	0.8	-10.1	5.5	7.4	-4.3	-1.2	-2.9	6.7	6.2	4.0
	11042 Pengeluaran air mineral semulajadi dan minuman lain yang dibotolkan Industri lain	3.4	-3.9	3.4	-5.9	3.1	3.1	0.3	6.9	7.7	0.7
	Industri lain	16.0	2.2	9.2	-7.3	2.0	-5.4	26.5	-10.4	5.5	4.8
120/12000	Pembuatan produk tembakau	-8.1	-22.9	-13.2	36.0	29.1	-16.7	-14.9	1.0	9.4	-9.0
131	Pemintalan, penenunan dan penyiapan tekstil	4.5	-3.0	-2.6	2.5	-8.9	0.3	-0.3	-3.2	3.6	-3.3
	13110 Penyediaan dan pemintalan gentian tekstil &										
	13120 Penenunan tekstil	10.0	-4.1	-2.6	3.7	-5.6	-0.8	-0.4	0.8	3.5	-4.6
	13132 Pewarnaan, pelunturan, percetakan dan penyiapan akhir benang dan fabrik Industri lain	-8.4	0.2	-2.9	-0.5	-18.9	4.4	-0.1	-13.8	3.4	1.0
	Industri lain	-22.6	-1.9	0.6	-10.9	-12.1	-12.8	-3.8	-20.1	9.7	-8.0
139	Pembuatan tekstil lain	-2.0	-0.6	-0.9	4.9	7.1	-2.5	0.3	-7.8	2.3	-1.4
	13910 Pembuatan fabrik dikait dan dikrusye Industri lain	-4.5	-2.3	-2.6	4.8	-0.3	-2.6	-3.5	-7.1	3.4	-5.0
	Industri lain	0.2	0.9	0.4	5.0	13.0	-2.4	3.6	-8.4	1.4	1.7
141	Pembuatan pakaian, kecuali pakaian berbulu	-1.2	-10.0	0.2	10.6	2.6	-6.1	-3.1	-1.4	1.7	-4.1
	14102 Pembuatan pakaian Industri lain	-3.0	-9.7	2.1	10.6	0.7	-4.1	-5.0	-2.6	1.4	-3.5
	Industri lain	12.1	-11.7	-12.0	10.9	16.6	-18.9	12.3	7.3	3.2	-8.2
142 & 143	Pembuatan artikel daripada kulit bulu dan pakaian yang dikait dan dikrusye	-7.0	-10.7	8.3	12.0	9.8	-10.0	-2.2	-14.0	-1.6	-7.4
151 (15110 & 15120)	Penyamakan dan pembersihan kulit, pembuatan bagasi, beg tangan, pelana dan abah-abah pembersihan dan pewarnaan bulu	2.0	-18.9	13.9	25.0	-7.8	-13.6	1.3	-0.7	-2.5	-14.4
152	Pembuatan kasut	4.2	-10.7	4.4	10.7	2.9	-2.5	1.9	-8.4	13.7	-12.8
	15201 Pembuatan kasut kulit &										
	15203 Pembuatan kasut getah Industri lain	0.9	-11.3	19.1	8.8	-1.4	-2.4	3.9	-21.4	27.8	-19.5
	Industri lain	9.5	-9.8	-17.4	14.7	11.7	-2.7	-1.5	14.5	-3.3	-2.2
161/16100	Pengilangan dan pengetaman kayu	9.0	-31.0	18.5	15.4	7.7	-29.9	8.8	-18.7	21.7	-18.4

2023															Group Description/Period
Mei	Jun	Jul.	Ogo.	Sep.	Okt.	Nov.	Dis.	Jan.	Feb.	Mac	Apr.	Mei	Jun	Jul.	
1.0	-3.7	-0.3	7.6	-2.8	6.9	-2.6	-6.8	1.9	5.4	-0.9	4.8	0.2	-1.8	-3.6	Processing and preserving of meat
0.1	3.0	-10.3	12.0	-2.5	-0.4	3.2	-3.6	8.1	-10.7	5.2	-3.0	12.3	-5.3	4.8	Processing and preserving of fish, crustaceans and molluscs
															<i>Canning of fish, crustaceans and molluscs</i>
0.5	2.8	-10.7	12.2	-3.2	-0.5	4.0	-4.4	8.6	-11.6	5.5	-2.9	12.6	-5.2	5.6	<i>Processing, curing and preserving of fish, crustacean and molluscs</i>
-7.1	5.7	-1.4	7.3	9.7	1.2	-9.1	10.3	1.6	2.5	1.8	-3.8	8.1	-5.9	-6.6	<i>Other industry</i>
-0.8	5.0	-6.4	9.0	1.3	-2.4	6.9	-6.5	4.7	3.5	16.1	-2.4	8.0	4.0	-3.2	Processing and preserving of fruits and vegetable
															<i>Pineapple canning</i>
-7.3	40.6	-2.7	7.8	10.1	-2.9	8.6	-17.8	8.7	6.8	17.9	-5.2	21.8	11.4	-10.1	<i>Manufacture of jams, marmalades and table jellies</i>
0.5	-1.5	-7.4	9.3	-1.1	-2.2	6.4	-3.1	3.7	2.6	15.5	-1.6	4.1	1.6	-0.8	<i>Other industry</i>
7.0	3.0	-14.5	4.4	5.8	-4.1	-3.2	5.0	-18.1	-5.4	-6.8	5.1	3.6	0.4	-3.9	Manufacture of vegetable and animal oils and fats
															<i>Manufacture of crude and refined vegetable oil</i>
6.6	8.9	7.0	-0.5	-4.1	-10.7	-6.7	19.6	-17.4	6.7	1.2	0.3	6.4	-6.9	-1.4	<i>Manufacture of compound cooking fats</i>
5.9	1.4	9.8	7.8	-11.3	-1.3	-4.5	18.9	-17.8	-13.9	-9.7	-11.6	25.8	-16.3	10.3	<i>Manufacture of coconut oil</i>
7.0	2.3	-17.1	5.1	7.3	-3.3	-2.8	3.2	-18.1	-6.9	-8.0	6.0	3.0	1.7	-4.4	<i>Other industry</i>
-0.4	0.6	-3.5	10.2	-4.2	-2.5	2.8	-2.7	-3.1	2.6	7.9	-1.1	2.1	-6.3	-6.9	Manufacture of dairy products
															<i>Manufacture of condensed, powdered and evaporated milk</i>
-0.4	0.3	-4.0	10.7	-4.5	-2.3	3.1	-2.8	-3.6	3.8	8.2	-1.3	1.7	-7.0	-7.6	<i>Other industry</i>
-0.9	5.4	3.2	2.7	-0.9	-5.1	-0.9	-2.3	3.7	-13.4	2.9	3.0	9.7	4.1	2.1	<i>Other industry</i>
-6.1	-6.1	-5.4	7.6	2.0	0.3	-0.7	2.0	-4.7	6.7	2.6	-2.0	3.7	-7.6	-0.6	Manufacture of grain mill products, starches and starch products
-12.4	-12.9	-2.9	13.1	3.4	-3.6	-2.7	0.03	-7.4	17.4	0.2	-0.4	5.3	-13.5	0.16	<i>Rice milling</i>
1.7	0.7	-7.8	2.8	0.1	3.7	1.3	4.3	-1.9	-2.0	5.4	-3.6	2.3	-1.5	-1.5	<i>Flour milling</i>
-5.7	3.6	-3.6	-0.1	9.0	14.5	-0.1	-3.4	-7.4	-6.9	-0.1	-2.7	-2.4	-1.1	1.4	<i>Other industry</i>
-2.9	3.4	-2.0	5.2	-3.9	0.9	-0.1	0.04	-0.6	1.2	2.1	-2.1	9.4	-3.5	-1.91	Manufacture of other food products
-23.1	-1.4	-0.04	9.8	-4.9	5.5	2.3	-1.1	-6.3	8.1	0.8	-0.2	15.9	-0.7	6.0	<i>Manufacture of biscuits and cookies</i>
7.6	5.5	-3.6	1.5	-9.8	-0.5	-0.6	7.1	6.4	-4.6	6.3	-4.7	14.2	-2.4	-4.3	<i>Manufacture of bread, cakes and other bakery products</i>
-6.9	0.4	-9.8	9.5	2.5	2.7	-1.2	0.9	-10.9	3.4	13.3	-1.5	10.3	-3.3	-1.2	<i>Manufacture of snack products</i>
-14.2	15.9	-9.3	2.5	-0.3	1.3	-0.4	1.4	-2.9	2.7	-0.8	-0.2	18.2	9.3	-7.5	<i>Manufacture of sugar</i>
-0.6	0.6	4.6	2.4	-4.3	7.4	-0.8	-0.1	0.4	11.1	-14.4	-0.3	10.4	-9.1	5.7	<i>Manufacture of cocoa products</i>
															<i>Manufacture of chocolate and chocolate products</i>
-0.7	-4.9	0.04	7.1	-4.0	-0.5	-2.5	-1.9	1.6	-1.7	1.1	-1.0	6.8	-9.5	-2.4	<i>Manufacture of sugar confectionery</i>
-13.9	3.7	-3.9	5.1	-1.6	4.8	6.5	-7.3	-5.9	10.3	2.8	1.8	-12.7	9.8	-2.5	<i>Manufacture of sauces and condiments</i>
-0.6	5.3	-1.8	14.3	-2.0	2.4	1.3	-6.8	-4.9	3.4	1.9	-3.9	4.4	-8.7	-1.0	<i>Manufacture of other food products n.e.c.</i>
-3.2	10.4	1.6	1.3	-0.6	-1.6	1.6	0.4	-3.3	3.2	3.6	-2.3	7.4	-2.5	-0.2	<i>Other industry</i>
-0.8	1.1	0.7	-1.8	3.7	-2.4	-3.8	1.4	-0.3	2.3	6.0	6.5	5.1	-1.1	1.9	Manufacture of prepared animal feeds
-18.9	1.1	10.3	6.8	-3.1	5.6	-5.6	-4.1	1.5	-0.4	6.8	0.4	-6.3	-8.0	10.4	Manufacture of beverages
-27.5	-1.1	19.3	5.2	-8.5	16.2	-5.7	0.9	-7.9	3.6	8.5	0.6	-10.5	-3.0	20.2	<i>Manufacture of soft drinks</i>
-18.4	4.7	7.7	3.5	-6.7	-0.3	-0.6	-5.7	-2.8	11.9	6.9	0.4	-4.8	-6.0	9.6	<i>Production of natural mineral waters and other bottled waters</i>
-4.7	2.9	0.2	10.1	5.4	-5.6	-6.9	-10.9	18.5	-8.7	4.2	0.3	-0.1	-15.7	-4.9	<i>Other industry</i>
-27.4	-8.8	-0.7	12.7	-9.0	35.7	7.5	-6.3	30.3	-11.5	29.7	-20.7	4.9	-30.3	-1.5	Manufacture of tobacco products
-6.5	10.8	-4.1	-1.4	-6.3	2.1	4.9	6.1	-10.8	-8.9	8.8	-4.0	5.0	-4.0	-4.1	Spinning, weaving and finishing of textiles
															<i>Preparation and spinning of textile fibres</i>
-5.6	5.3	-2.6	1.9	-8.2	0.7	8.2	8.1	-9.3	-9.2	8.3	-3.7	5.9	-8.3	-3.6	<i>Weaving of textiles</i>
-9.7	28.4	-8.0	-10.6	0.2	6.0	-4.0	0.4	-16.6	-7.5	10.9	-4.9	1.7	12.1	-5.8	<i>Dyeing, bleaching, printing and finishing of yarns and fabrics</i>
11.2	2.8	0.3	2.3	-18.7	5.1	1.2	-11.3	12.5	-23.1	-0.7	-4.6	8.9	-13.3	2.5	<i>Other industry</i>
0.1	6.1	-2.5	-4.0	1.0	3.9	2.4	0.3	6.4	-0.05	-0.8	-2.1	-0.1	0.7	-1.5	Manufacture of other textiles
2.5	4.3	-3.5	-3.8	-0.1	6.0	0.8	-1.0	0.01	0.2	-0.1	-2.6	-0.2	0.3	-4.6	<i>Manufacture of knitted and crocheted fabrics</i>
-1.9	7.6	-1.6	-4.1	1.8	2.2	3.6	1.3	11.4	-0.2	-1.3	-1.8	0.04	1.0	0.6	<i>Other industry</i>
-6.8	-6.9	6.6	1.9	-0.2	2.9	8.7	3.5	-2.8	0.7	-0.2	-5.3	1.1	-4.7	5.6	Manufacture of wearing apparel, except fur apparel
-7.3	-5.3	8.0	1.7	-1.5	2.9	9.2	5.1	-4.5	-0.04	-2.0	-2.2	1.7	-5.2	6.6	<i>Manufacture of clothings</i>
-3.4	-17.4	-3.8	3.4	9.9	2.6	5.1	-8.1	12.2	5.8	12.3	-24.2	-3.5	-0.8	-2.7	<i>Other industry</i>
															Manufacture of articles of fur, knitted and crocheted apparel
															<i>Tanning and dressing of leather; manufacture of luggage, handbags, saddlery and harness; dressing and dyeing of fur</i>
-7.7	5.5	-0.5	14.4	10.4	9.2	10.5	-11.1	-2.7	-3.5	4.8	-12.7	0.4	-9.5	2.3	
0.5	-10.0	5.5	12.1	-5.2	9.0	0.6	3.0	3.9	-7.2	5.4	0.3	-3.5	-4.5	2.8	Manufacture of footwear
															<i>Manufacture of leather footwear</i>
1.3	3.4	10.1	10.0	-3.7	7.5	1.0	-0.2	4.2	-10.3	4.3	2.0	-4.1	-2.3	3.8	<i>Manufacture of rubber footwear</i>
-0.6	-28.0	-3.4	16.7	-8.4	12.3	-0.2	9.8	3.5	-1.3	7.4	-2.5	-2.5	-8.5	1.0	<i>Other industry</i>
-29.9	-1.1	0.8	57.4	-5.7	3.2	-1.0	7.8	-3.0	2.1	13.6	-21.8	-19.3	-19.1	4.3	Sawmilling and planning of wood

Jadual Table **1.4c** : Nilai Jualan Sektor Pembuatan Mengikut Kumpulan: Perubahan Peratusan Bulanan/Suku Tahunan
 : Sales Value of Manufacturing Sector by Group: Monthly/Quarterly Percentage Change

Kod Kumpulan Group code	Keterangan Kumpulan/Tempoh	2022				2023		2022			
		Q1	Q2	Q3	Q4	Q1	Q2	Jan.	Feb.	Mac	Apr.
162	Pembuatan produk daripada kayu, gabus, jerami dan bahan jalinan lain	6.8	-36.0	11.5	28.9	2.5	-35.0	2.7	-8.3	12.9	-23.3
16211	Pembuatan kepingan venier dan papan lapis	4.3	-39.6	11.6	39.7	7.0	-37.5	-2.7	-3.9	12.2	-26.2
16212	Pembuatan papan partikel dan papan gentian	5.5	-33.5	13.7	22.6	-5.3	-32.2	2.0	-12.5	20.8	-22.8
16221	Pertukangan kayu untuk jurubina	7.3	-34.0	9.1	28.6	2.9	-36.6	11.8	-11.0	-0.9	-20.6
	Industri lain	22.7	-29.0	7.7	4.4	3.3	-28.0	22.0	-12.2	9.3	-13.8
170	Pembuatan kertas dan produk kertas	0.9	3.4	2.9	-1.1	5.6	-2.4	3.6	-5.1	12.4	2.8
17010	Pembuatan pulpa, kertas dan kertas tebal	7.2	-3.3	2.1	1.0	-1.2	-9.0	14.6	-6.8	10.1	3.0
17020	Pembuatan kertas gelugur dan kertas tebal dan bekas daripada kertas dan kertas tebal	-9.7	7.7	4.4	-1.3	-2.8	-6.0	-4.2	-4.8	12.4	8.1
17091	Pembuatan sampul surat dan kad surat	-3.7	8.6	18.5	5.3	-4.5	-7.1	-6.2	0.1	9.1	-11.0
17092	Pembuatan kertas kegunaan rumah dan pembersih peribadi	12.0	-0.5	-1.7	-1.4	18.4	-0.8	8.9	-7.3	14.4	-1.5
17093	Pembuatan kertas bergam atau pelekat yang berjalur atau bergulung dan label dan kertas dinding	8.1	13.7	6.3	-7.0	14.0	8.2	-2.8	6.8	21.9	-2.7
	Industri lain	3.1	-2.1	2.5	3.4	22.5	8.6	11.0	-11.0	-0.3	0.3
181 & 182	Percetakan, aktiviti perkhidmatan berkaitan percetakan dan penerbitan semula media rakaman	3.8	-7.7	-1.8	14.2	3.8	-9.4	-0.1	-4.7	-0.6	0.1
18110	Percetakan	3.8	-9.4	-2.6	9.1	3.1	-7.7	-1.1	-3.8	1.4	-3.2
18120	Aktiviti perkhidmatan berkaitan percetakan &	4.0	-0.1	1.7	34.7	6.1	-15.0	4.7	-8.9	-9.5	16.8
18200	Penerbitan semula media rakaman										
192 (19201 & 19202)	Pembuatan produk petroleum bertapis	-8.2	32.0	25.4	-9.6	-18.5	1.5	4.9	-22.8	13.2	19.0
201	Pembuatan kimia asas, baja dan sebatian nitrogen, plastik dan getah sintetik dalam bentuk primer	5.7	-10.8	2.4	-3.3	5.9	-13.3	-3.4	-1.9	5.3	-15.3
20111	Pembuatan gas perindustrian atau perubatan bukan organik dalam bentuk cecair atau mampat	-2.7	60.8	7.6	2.4	-10.3	-27.3	-7.0	-18.7	-12.7	66.5
20112 &	Pembuatan kimia organik asas	9.5	-15.5	8.5	-5.8	7.1	-19.3	-1.8	-0.9	3.1	-21.8
20113	Pembuatan sebatian bukan organik										
20121 &	Pembuatan baja	9.8	-12.3	-5.3	-3.4	5.8	-12.4	4.7	-6.0	6.7	-11.1
20129	Pembuatan produk campuran nitrogen										
20131	Pembuatan plastik dalam bentuk primer	-5.6	-8.9	-10.2	3.1	7.8	-2.8	-12.8	-1.0	10.7	-12.8
	Industri lain	42.2	2.3	19.6	-9.8	-1.6	-8.3	29.9	-3.8	2.3	2.6
202 & 203	Pembuatan produk kimia lain dan serat buatan manusia	9.1	-2.7	10.9	6.1	6.0	-3.3	4.4	-2.5	5.6	-2.9
20210	Pembuatan racun perosak dan produk agrokimia lain	33.1	-12.2	1.2	30.2	2.9	-3.0	19.2	-4.9	9.4	-7.1
20221	Pembuatan cat, varnis dan penyadur dan mastik	5.0	-6.3	0.6	5.2	19.8	6.0	4.5	-5.2	0.8	-4.2
20222	Pembuatan dakwat cetak	17.1	-1.0	-4.9	1.4	3.9	-4.3	15.1	-4.8	0.6	3.8
20231 &	Pembuatan sabun dan bahan pencuci, penyediaan membersih dan mengilap	8.4	0.4	22.3	-2.8	3.1	-5.2	0.1	-0.3	10.6	-3.4
20232	Pembuatan pewangi dan penyediaan dandanan diri										
20291 &	Pembuatan plat fotografi, filem, sensitized paper dan other sensitized unexposed materials	4.0	1.5	11.1	15.4	-3.2	-11.4	2.8	-0.6	2.9	2.6
20292 &	Pembuatan dakwat menulis dan melukis										
20299	Pembuatan produk kimia lain t.t.t.l.										
	Industri lain	7.5	8.8	28.2	-7.0	6.4	-23.3	0.2	2.8	1.1	-11.9
210	Pembuatan produk farmaseutikal, kimia perubatan dan botani	0.4	3.7	7.7	-4.5	5.0	-2.7	5.3	-6.7	8.5	0.6
21001	Pembuatan bahan aktif ubat-ubatan untuk digunakan oleh bidang farmakologi dalam pembuatan ubat-ubatan	3.3	3.5	6.3	-6.6	6.9	-1.5	9.2	-7.4	9.5	1.2
	Industri lain	-12.4	4.9	15.3	5.6	-2.8	-8.4	-11.5	-3.2	3.5	-2.8
221	Pembuatan produk getah	-0.3	13.7	-15.9	-6.7	0.04	11.3	-2.0	-7.8	38.1	0.5
22111	Pembuatan tayar getah untuk kenderaan	-15.6	-4.2	-21.9	-21.0	-0.9	-7.0	-0.8	-4.4	6.8	3.0
22112	Pembuatan bunga tayar yang boleh ditukar ganti dan tayar celup	-12.4	3.9	6.6	-3.1	20.9	1.4	4.7	-10.0	10.5	-2.6
22191 &	Pembuatan produk lain daripada getah asli atau sintetik, tidak divulkan, divulkan atau dikeraskan	-8.8	21.4	-3.9	-8.5	-14.3	-1.9	-7.8	-5.2	11.0	22.0
22193	Pengilangan semula getah dan prosesan susu getah										
22192	Pembuatan sarung tangan getah	4.3	15.9	-19.5	-5.7	4.2	16.0	-1.0	-8.9	50.0	-2.5
22199	Pembuatan produk getah lain yang t.t.t.l.	-6.6	4.9	0.5	-3.0	-12.5	0.9	-4.2	-5.9	15.8	3.6
222	Pembuatan produk plastik	-2.3	9.4	-1.0	-3.8	-7.1	11.7	-3.9	-4.4	11.6	10.5
22201 &	Pembuatan produk plastik separa siap	-7.1	15.3	-5.3	-9.1	-2.6	10.0	-6.9	-4.6	11.0	9.7
22202	Pembuatan produk plastik siap										
22203	Pembuatan artikel plastik untuk pembungkusan barangan	1.9	21.0	4.1	-2.2	-14.4	12.6	1.6	-3.6	7.1	18.5
22204	Pembuatan barangan plastik jurubina	-2.7	16.8	1.6	-7.7	16.8	22.2	-3.1	-13.1	30.8	3.6
22205	Pembuatan pinggan mangkuk, peralatan dapur dan barangan tandas daripada plastik	12.6	12.7	5.4	-4.9	-4.0	24.4	6.3	-13.0	28.5	8.3
22209	Pembuatan pelbagai produk plastik t.t.t.l.	-6.7	-11.6	-7.0	1.3	-5.8	3.7	-10.4	-0.4	9.2	4.2
231 (23101 & 23102 & 23109)	Pembuatan kaca dan produk kaca	19.0	-10.2	-5.1	5.5	5.9	-7.7	3.0	9.0	1.6	-9.6

2023															Group Description/Period
Mei	Jun	Jul.	Ogo.	Sep.	Okt.	Nov.	Dis.	Jan.	Feb.	Mac	Apr.	Mei	Jun	Jul.	
-29.8	-3.3	0.4	35.2	14.1	6.5	3.3	-1.0	3.0	-4.2	6.0	-22.5	-20.9	-16.1	-0.2	Manufacture of products of wood, cork, straw and plaiting materials
-33.6	-2.9	-2.4	38.2	23.8	7.8	7.4	-4.5	9.1	-4.5	5.7	-23.6	-23.1	-17.7	-1.8	Manufacture of veneer sheets and plywood
-27.7	-7.7	4.8	33.8	15.6	2.7	-1.2	2.4	-8.0	-1.4	8.3	-22.3	-17.9	-18.1	-0.1	Manufacture of particle board and fibreboard
-19.0	-0.8	3.9	23.7	-4.9	23.5	-2.4	6.9	6.1	-11.3	3.7	-23.6	-19.8	-9.0	7.6	Manufacture of builders' carpentry
-29.8	4.5	-3.8	40.1	-6.1	-4.0	4.2	-1.3	2.9	-2.0	3.6	-15.7	-20.0	-10.2	-2.0	Other industry
-9.1	2.7	0.8	5.4	0.1	-0.7	-3.8	1.0	1.9	3.6	5.3	-2.1	-5.7	-3.3	-0.1	Manufacture of paper and paper products
-14.9	0.5	3.9	6.3	-1.4	8.6	-11.5	-1.1	5.4	2.9	-9.9	-0.8	2.0	-11.3	0.8	Manufacture of pulp, paper and paperboard
-9.5	0.4	4.3	4.9	0.4	-1.6	-1.4	-1.7	-4.4	1.2	7.3	-5.7	-4.9	-6.1	1.6	Manufacture of corrugated paper and paperboard and of containers of paper and paperboard
20.2	4.4	3.3	5.9	3.9	4.8	-5.9	0.3	4.0	-14.9	12.3	-4.4	-8.0	1.7	-3.2	Manufacture of envelopes and letter-card
-8.3	1.2	-5.3	6.5	5.1	-8.3	-0.9	8.0	5.1	4.8	12.0	-2.8	-8.2	-4.0	-0.6	Manufacture of household and personal hygiene paper
-6.4	16.4	-3.8	7.1	-6.6	-0.6	-4.8	-3.1	6.6	9.4	13.5	5.4	-19.2	17.7	-6.8	Manufacture of gummed or adhesive paper in strips or rolls and labels and wall paper
0.8	4.1	0.3	-1.1	-0.1	-0.4	2.2	8.2	8.3	8.1	3.5	1.1	5.3	-3.1	4.4	Other industry
-9.2	0.8	1.0	-1.7	3.4	-1.8	23.6	-3.3	-1.4	1.7	-1.4	-6.1	-4.8	-0.1	1.1	Printing, service activities related to printing and reproduction of recorded media
-9.4	0.8	-0.2	-1.4	3.9	-3.2	19.2	-6.1	-0.3	2.3	1.3	-6.0	-5.3	0.4	2.3	Printing
-8.4	0.8	5.8	-2.7	1.2	4.0	40.5	5.9	-4.5	0.2	-9.6	-6.4	-3.3	-2.0	-3.0	Service activities related to printing
															Reproduction of recorded media
5.3	23.9	6.7	2.7	-2.7	-2.1	-4.8	-11.3	5.3	-23.4	3.7	4.5	7.5	-1.8	-2.5	Manufacture of refined petroleum products
1.9	3.5	0.02	3.7	-8.9	-4.2	6.5	5.1	-0.8	-0.3	4.3	-15.4	1.2	-3.1	1.2	Manufacture of basic chemicals, fertilizer and nitrogen compounds, plastics and synthetic rubber in primary forms
17.5	6.9	-2.5	8.4	-14.3	1.1	8.8	10.0	-8.1	-10.2	-13.0	-14.6	3.7	-15.0	9.8	Manufacture of liquefied or compressed inorganic industrial or medical gases
7.5	3.5	3.9	5.0	-10.3	-6.2	4.1	10.5	-2.1	0.3	2.7	-17.1	-6.4	-0.5	2.2	Manufacture of basic organic chemicals
-2.6	-5.2	-1.1	2.7	-4.7	-3.5	0.2	7.1	3.8	-6.2	5.0	-10.9	8.8	-23.7	-1.1	Manufacture of inorganic compounds
-5.3	5.3	-8.0	-2.4	-7.0	0.8	13.4	-1.8	0.5	1.7	9.5	-15.2	11.8	-1.2	0.7	Manufacture of fertilizers
-3.1	5.0	8.8	15.7	-7.6	-9.4	3.1	-5.7	1.6	-1.0	1.2	-8.5	0.4	-1.5	-2.3	Manufacture of associated nitrogen products
-7.8	8.5	0.2	11.6	0.2	-4.1	6.7	6.1	-0.1	-4.4	9.0	-13.0	9.4	0.8	1.2	Manufacture of other chemical products and man-made fibres
-17.2	7.5	-8.0	15.7	3.8	0.6	20.5	17.3	-8.2	-10.6	8.9	-6.8	-4.1	15.3	-0.4	Manufacture of pesticides and other agrochemical products
-3.0	3.4	-4.3	7.1	-2.4	-4.0	9.2	7.6	4.6	0.3	17.8	-13.9	15.4	0.9	-1.7	Manufacture of paints, varnishes and similar coatings ink and mastics
-7.6	5.4	-5.5	4.9	-10.2	-1.1	11.1	2.9	1.5	-4.5	0.3	-6.2	4.7	0.8	0.7	Manufacture of printing ink
-12.7	20.3	3.9	14.0	-0.3	-7.7	0.8	1.9	-1.4	-0.1	9.1	-17.5	13.4	-1.2	3.9	Manufacture of soap and detergents, cleaning and polishing preparations
-2.9	-2.4	3.9	12.2	4.6	0.7	8.1	5.4	0.9	-13.2	-2.7	-6.8	4.1	-2.8	0.4	Manufacture of perfumes and toilet preparations
28.8	5.4	6.6	11.5	0.2	-11.4	-3.1	10.1	2.8	-6.9	9.0	-16.3	-12.8	-9.8	26.6	Manufacture of photographic plates, films, sensitized paper and other sensitized unexposed materials
-9.8	21.6	-3.0	0.6	2.4	-3.9	-2.1	-3.1	5.0	1.1	6.4	-4.6	-8.6	10.9	-2.8	Manufacture of pharmaceuticals, medicinal chemical and botanical products
-10.9	20.4	-2.8	0.1	1.9	-3.6	-5.0	-3.3	8.2	0.8	6.6	-2.2	-9.9	9.8	-4.1	Manufacture of medicinal active substances to be used for their pharmacological properties in the manufacture of medicaments
-3.5	27.9	-3.7	2.7	5.0	-5.0	11.2	-2.2	-7.7	2.2	5.5	-15.5	-2.1	16.3	3.4	Other industry
-8.0	-0.1	-5.9	-12.1	0.3	1.9	-5.0	-3.3	-3.2	-6.8	38.9	-4.0	-4.0	-3.2	-3.4	Manufacture of rubber products
-18.5	10.0	-3.7	-22.9	-11.7	-3.0	-3.6	0.4	2.1	-5.9	6.2	-11.0	5.8	-4.0	-2.5	Manufacture of rubber tyres for vehicles
-3.8	19.0	-1.5	-4.1	2.0	-5.0	2.9	0.6	4.0	17.0	8.8	-12.1	7.0	-1.8	-4.6	Manufacture of interchangeable tyre treads and retreading rubber tyres
-15.6	17.4	-2.3	-2.7	-13.5	5.0	-4.6	0.6	-11.9	-9.1	14.7	-7.7	1.3	-1.65	1.62	Manufacture of other products of natural or synthetic rubber, unvulcanized, vulcanized or hardened
-5.3	-4.7	-7.4	-14.5	4.0	2.1	-5.2	-4.9	-0.9	-7.2	50.2	-3.0	-5.4	-4.4	-5.1	Rubber remilling and latex processing
-14.0	11.1	-1.5	0.5	-0.1	0.5	-5.7	0.6	-11.1	-5.2	10.7	-4.0	-2.6	5.7	5.1	Manufacture of rubber gloves
-10.4	1.5	1.1	1.9	-1.7	-3.6	0.6	-0.4	-10.7	-0.2	12.6	4.0	4.3	-9.8	5.9	Manufacture of other rubber products n.e.c.
-3.4	6.1	-4.6	-4.3	-1.7	-5.0	-3.2	1.2	-7.2	2.5	10.7	-0.1	6.8	-6.6	-0.7	Manufacture of plastics products
-2.2	0.7	1.2	6.3	-3.0	-1.8	0.2	-1.4	-15.8	-0.7	9.2	6.0	6.8	-11.4	8.2	Manufacture of semi-manufactures of plastic products
-1.8	1.8	-2.9	7.5	-2.7	-11.2	3.4	3.4	-11.9	24.3	29.3	-2.1	4.0	-8.6	14.4	Manufacture of finished plastic products
-9.9	-2.4	12.6	-5.6	7.4	-4.6	-2.8	-3.5	-2.9	-9.3	28.4	10.7	-0.9	-1.8	-3.7	Manufacture of plastic articles for the packing of goods
-29.2	-1.4	4.0	6.2	-3.8	-3.2	7.8	0.4	-10.1	-1.4	9.0	3.7	0.6	-16.3	15.9	Manufacture of builders' plastics ware
-1.1	-11.2	14.7	-8.5	-13.9	4.2	20.1	6.1	-3.1	-4.1	6.5	-7.7	-0.3	-7.6	1.7	Manufacture of plastic tableware, kitchenware and toilet articles
															Manufacture of diverse plastic products n.e.c.
															Manufacture of glass and glass products

Jadual Table **1.4c** : Nilai Jualan Sektor Pembuatan Mengikut Kumpulan: Perubahan Peratusan Bulanan/Suku Tahunan
 : Sales Value of Manufacturing Sector by Group: Monthly/Quarterly Percentage Change

Kod Kumpulan Group code	Keterangan Kumpulan/Tempoh	2022				2023		2022			
		Q1	Q2	Q3	Q4	Q1	Q2	Jan.	Feb.	Mac	Apr.
239	Pembuatan pengeluaran galian bukan logam t.t.t.l.	10.2	-10.4	-0.5	7.7	12.9	-10.8	4.7	-5.1	6.1	-6.6
23911	Pembuatan mortar refraktori dan konkrit &	11.1	-23.6	-1.6	11.2	10.7	-6.4	3.9	-6.5	5.3	-22.6
23921	Pembuatan seramik bukan refraktori										
23930	Pembuatan produk porselin dan seramik lain	-3.0	5.3	-3.8	-3.5	-0.6	-6.9	-2.9	0.1	-2.4	5.5
23941	Pembuatan simen hidrolik	8.4	-5.7	-0.1	12.5	15.2	-12.2	-2.9	3.3	6.0	-3.7
23951	Pembuatan konkrit dan mortar siap bancuh dan banchuan kering	4.4	-7.3	1.0	6.4	13.7	-11.0	2.8	-6.6	6.9	-8.4
23952	Pembuatan konkrit pratuangan, simen atau artikel batu & buatan yang digunakan dalam pembinaan;										
23953	Pembuatan komponen struktur pasang siap untuk bangunan & atau kejuruteraan awam dari simen, batu atau konkrit buatan	11.3	-14.4	-1.5	7.0	11.7	-9.8	6.6	-10.5	5.4	-4.0
23959	Pembuatan artikel konkrit, simen dan plaster lain t.t.t.l.										
23990	Pembuatan produk mineral bukan logam lain t.t.t.l. Industri lain	23.2	-6.6	0.8	3.5	11.2	-14.5	21.7	-1.2	9.2	-10.4
		19.7	-15.2	-1.0	4.2	20.4	-6.7	13.0	-4.5	7.9	-15.0
241 (24101 & 24102 & 24103 & 24104 & 24109)	Pembuatan besi dan keluli asas	-4.0	-18.6	7.6	19.4	2.2	-19.1	3.4	-11.9	5.5	-6.8
242 (24201 & 24202 & 24209)	Pembuatan logam asas berharga dan logam bukan ferus lain	0.7	-17.1	0.7	24.0	-0.8	-18.9	-3.0	0.9	1.1	-1.7
243	Pengacuan logam	-3.3	6.2	-6.0	14.1	-6.7	5.6	-10.4	-3.9	11.5	6.3
251 & 252	Pembuatan produk struktur logam, tangki, takungan, penjana wap, senjata dan peluru	9.4	-8.3	-3.8	10.3	10.1	-0.8	11.5	-12.7	1.0	-4.7
25113	Pembuatan pintu, tingkap dan bingkai, penutup tingkap dan & pintu pagar daripada logam	16.6	-13.1	-5.5	11.0	14.5	-0.9	19.7	-14.8	2.1	-10.0
25119	Pembuatan produk struktur logam lain										
25120	Pembuatan tangki, takungan dan kontena daripada logam & Industri lain	-7.4	6.6	-1.2	9.3	-0.7	0.4	-7.8	-5.8	-2.5	11.7
		4.1	-10.2	14.2	3.8	9.8	-8.7	5.2	-13.1	3.9	-10.6
259	Pembuatan lain-lain produk yang direka daripada logam; aktiviti perkhidmatan kerja logam	0.7	0.4	-7.8	9.2	4.5	-3.5	-0.4	-6.3	2.8	9.2
25910	Tempaan, tekanan, hentakan dan bentuk gelekkan logam; serbuk metalurgi	6.1	2.0	3.2	3.6	-1.0	0.2	0.5	-2.9	7.1	0.2
25920	Rawatan dan penyalutan logam; menggunakan mesin	-2.5	2.0	1.4	16.8	10.9	-15.7	-3.9	-6.2	11.1	3.2
25991	Pembuatan tin untuk produk makanan dan minuman, tiub dan kotak boleh dilipat	-2.1	-9.9	1.0	-1.4	3.7	-0.4	0.2	-9.5	-1.3	-0.7
25992	Pembuatan kabel, plaited bands (jalur/pita berpintal) dan & artikel seumpamanya daripada logam										
25993	Pembuatan bolt, skru, nat dan produk uliran seumpamanya	2.7	-4.2	-20.8	11.3	6.7	-3.5	1.7	-8.1	3.9	3.7
25994	Pembuatan barangan rumah daripada logam	11.0	0.6	7.9	-0.8	9.0	-1.3	7.2	-8.2	18.0	-9.3
25999	Pembuatan produk lain yang direka daripada logam t.t.t.l. & Industri lain	-3.8	17.4	-5.2	14.3	0.6	-1.9	-6.6	-0.1	-4.1	40.6
		8.5	-5.0	2.4	17.6	21.8	-1.1	19.3	-20.6	13.4	3.6
261	Pembuatan komponen dan papan elektronik	4.5	2.3	16.4	0.5	-2.7	-5.6	-12.3	11.4	16.3	-15.9
26101	Pembuatan diod, transistor dan alatan semikonduktor yang & seumpamanya	11.0	-0.8	11.8	0.2	-4.9	-8.1	-6.0	11.7	17.4	-16.6
26102	Pembuatan litar elektronik bersepadu dengan pemasangan mikro										
26103	Pembuatan kapasitor dan perintang elektrik &										
26104	Pembuatan papan litar bercetak &	-5.0	7.6	24.5	0.3	1.3	-4.2	-22.5	13.3	14.2	-15.5
26105	Pembuatan komponen paparan										
26109	Pembuatan komponen lain untuk aplikasi elektronik	-2.5	7.2	11.8	7.5	-10.1	23.3	-4.5	-10.7	18.2	-7.9
262 (26201 & 26202)	Pembuatan komputer dan kelengkapan peranti	6.4	11.5	-26.4	10.0	8.0	12.9	2.5	8.4	-8.2	38.7
263/ 26300	Pembuatan peralatan komunikasi	-4.0	-4.0	1.2	8.1	5.5	30.0	-11.4	-1.3	28.2	-26.0
264/ 26400	Pembuatan peralatan elektronik pengguna	-3.9	-8.3	11.3	-6.4	-5.0	-2.6	1.2	-8.4	19.1	-7.3
265	Pembuatan kelengkapan mengukur, menguji, memandu arah dan kawalan; jam tangan dan jam	0.7	-11.5	25.0	4.3	-10.8	-13.0	3.8	-31.6	15.6	-17.9
26511	Pembuatan kelengkapan mengukur, menguji, memandu arah & dan kawalan	4.2	-14.5	27.4	4.8	-8.9	-14.2	5.3	-33.3	16.7	-21.4
26512	Pembuatan kelengkapan kawalan proses perindustrian										
26520	Pembuatan jam tangan dan jam dan bahagiannya	-21.2	13.1	10.1	0.4	-25.3	-2.4	-8.6	-16.5	7.8	10.3
266/ 26600	Pembuatan peralatan penyinaran, perubatan elektro dan elektroterapeutik	-33.5	31.3	6.9	3.4	-12.0	-5.5	-9.5	1.8	11.1	29.1

2023															Group Description/Period
Mei	Jun	Jul.	Ogo.	Sep.	Okt.	Nov.	Dis.	Jan.	Feb.	Mac	Apr.	Mei	Jun	Jul.	
-10.5	3.1	0.2	2.5	-1.7	-0.6	11.0	3.9	3.5	2.6	3.3	-9.7	-6.3	0.4	0.4	Manufacture of non-metallic mineral products n.e.c.
															<i>Manufacture of refractory mortars and concretes</i>
-13.4	22.2	-10.8	-1.7	8.4	-4.3	12.7	6.2	-1.3	3.9	3.6	-8.9	0.02	-2.5	-3.0	<i>Manufacture of non-refractory ceramic</i>
															<i>Manufacture of other porcelain and ceramic products</i>
0.9	2.3	-0.7	-5.2	-4.1	-0.6	1.3	2.6	3.3	-4.8	-8.4	-0.3	2.5	-2.7	2.9	<i>Manufacture of hydraulic cement</i>
-10.7	1.5	0.1	5.0	-1.8	3.6	11.2	1.9	8.1	0.3	4.4	-8.6	-10.3	0.6	0.5	<i>Manufacture of ready-mix and dry-mix concrete and mortars</i>
-1.6	0.6	-0.7	4.3	-2.9	-3.5	12.6	6.9	2.3	2.5	2.2	-12.4	-1.4	0.4	1.3	<i>Manufacture of precast concrete, cement or artificial stone articles for use in construction</i>
															<i>Manufacture of prefabricated structural components for building or civil engineering of cement, concrete or artificial stone</i>
-16.2	0.7	3.0	3.2	-2.3	-1.3	10.4	5.4	1.0	3.1	4.1	-9.1	-7.6	2.4	0.7	<i>Manufacture of other articles of concrete, cement and plaster n.e.c.</i>
															<i>Manufacture of other non-metallic mineral products n.e.c.</i>
-8.4	14.4	-0.3	-5.4	-3.4	1.4	10.2	-1.1	1.5	10.5	-0.1	-12.7	-6.3	-2.8	1.2	<i>Other industry</i>
-3.0	-5.2	-2.0	5.9	5.3	-8.4	12.1	-0.4	15.0	-2.7	9.2	-8.2	-3.0	-3.7	-5.6	
-13.5	-9.9	-6.6	32.5	19.4	-1.3	0.7	-2.5	-0.6	3.3	6.2	-16.2	-10.9	-3.2	-6.3	Manufacture of basic iron and steel
-21.0	-10.0	-0.1	14.7	21.7	4.4	-1.6	4.5	-4.7	0.9	3.2	-3.7	-17.3	-22.4	-5.3	Manufacture of basic precious and other non-ferrous metals
-5.8	-6.0	-14.4	21.8	5.7	-0.4	5.1	1.7	-9.1	-2.6	4.9	2.0	-0.9	5.3	-14.1	Casting of metals
-3.2	7.5	-6.4	-0.4	-2.2	5.0	3.6	12.6	4.3	-8.3	6.5	-0.9	-2.0	0.6	-6.4	Manufacture of structural metal products, tanks, reservoirs , steam generators , weapons and ammunition
															<i>Manufacture of metal doors, windows and their frames, shutters and gates</i>
-1.0	4.1	-6.7	-1.7	0.0	4.0	3.0	15.4	6.0	-5.0	2.6	-0.3	-0.4	-1.0	-10.8	<i>Manufacture of other structural metal products</i>
															<i>Manufacture of tanks, reservoirs and containers of metal</i>
-8.7	16.0	-6.6	1.0	-5.1	7.0	5.2	5.6	0.6	-17.1	18.7	-1.5	-6.7	5.0	4.5	<i>Other industry</i>
-1.1	10.8	3.6	18.5	-22.3	8.1	2.3	18.5	-0.1	-5.7	5.1	-10.7	1.1	0.8	1.0	
-11.0	-1.3	-4.4	1.5	1.0	5.3	0.6	6.3	1.3	0.6	-4.4	2.8	-4.5	-1.4	-0.4	Manufacture of other fabricated metal products; metal working service activities
															<i>Forging, pressing, stamping and roll-forming of metal; powder metallurgy</i>
-4.9	4.7	-0.6	2.8	1.5	3.0	-1.5	-0.8	0.4	-2.6	4.1	-0.4	-2.3	1.1	0.9	<i>Treatment and coating of metals; machining</i>
-12.8	9.5	1.3	-9.9	18.0	3.2	-0.8	17.0	9.0	-3.9	-16.8	1.8	-7.3	0.4	-0.9	<i>Manufacture of tins and cans for food products, collapsible tubes and boxes</i>
-12.4	10.6	-4.4	5.8	-1.4	-3.8	-0.4	5.6	-0.3	1.4	-1.4	-1.0	1.3	0.5	0.2	<i>Manufacture of metal cable, plaited bands and similar articles</i>
															<i>Manufacture of bolts, screws, nuts and similar threaded products</i>
-5.3	-12.1	-9.3	-2.7	-3.3	12.4	-0.8	8.3	1.8	2.0	-4.8	-0.6	0.4	-2.1	-3.6	
1.9	3.6	9.3	-5.0	-2.6	2.0	-2.1	6.4	7.8	-2.8	-1.0	4.4	-2.5	-6.7	7.6	<i>Manufacture of metal household articles</i>
-21.5	0.8	-3.7	9.2	2.1	5.0	4.2	4.6	-3.4	2.4	-5.5	12.6	-13.9	-3.1	1.4	<i>Manufacture of any other fabricated metal products n.e.c.</i>
-12.1	-1.5	7.2	3.0	-2.8	10.6	10.9	0.2	15.6	0.4	4.5	2.0	-5.8	-6.7	9.1	<i>Other industry</i>
3.2	13.3	-5.6	12.1	11.8	-6.7	-2.9	-4.5	-12.8	15.9	14.7	-21.2	0.4	13.4	-8.3	Manufacture of electronic components and boards
															<i>Manufacture of diodes, transistors and similar semiconductor devices</i>
-2.3	15.8	-8.2	12.5	8.4	-3.8	-7.6	0.9	-14.5	10.0	18.9	-26.3	3.4	17.2	-5.0	<i>Manufacture of electronic integrated circuits micro assemblies</i>
															<i>Manufacture of electrical capacitors and resistors</i>
12.8	10.0	-1.0	11.7	16.2	-11.5	5.1	-11.4	-10.6	25.8	9.0	-15.3	-4.3	8.1	-13.3	<i>Manufacture of printed circuit boards</i>
															<i>Manufacture of display components</i>
8.9	6.5	-9.2	9.7	22.9	1.5	-9.3	-12.0	-7.2	4.2	19.2	-2.9	9.1	16.2	-6.3	<i>Manufacture of other components for electronic applications</i>
-30.5	13.8	-16.9	6.6	-32.8	47.0	-8.3	8.0	2.1	9.7	-7.9	30.7	-15.4	-3.9	-1.5	Manufacture of computers and peripheral equipment
3.2	26.3	-32.1	24.8	25.2	-15.3	0.7	9.7	-12.4	4.4	29.2	-0.9	3.8	21.5	-16.1	Manufacture of communication equipment
-15.6	4.6	3.2	10.9	10.5	-13.9	5.2	-13.7	-5.5	3.8	19.2	-15.8	2.0	2.2	7.6	Manufacture of consumer electronics
2.8	30.9	-1.1	6.2	4.4	-1.2	-0.1	1.9	-7.1	-14.4	15.5	-24.5	6.6	17.0	-0.6	Manufacture of measuring, testing, navigating and control equipment; watches and clocks
															<i>Manufacture of measuring, testing, navigating and control equipment</i>
3.8	33.1	-1.5	7.0	5.8	-2.5	-0.2	4.3	-6.7	-14.5	16.4	-25.9	7.0	16.6	-2.5	<i>Manufacture of industrial process control equipment</i>
-2.8	17.6	1.3	0.7	-5.2	9.0	0.5	-15.1	-10.4	-13.7	7.7	-10.8	4.1	20.0	14.8	<i>Manufacture of watches and clocks and parts</i>
-24.6	42.7	-10.6	15.9	-15.0	5.2	17.0	-17.4	-10.8	2.4	14.9	-16.8	-1.5	12.2	-6.3	Manufacture of irradiation, electromedical and electrotherapeutic equipment

Jadual Table **1.4c** : Nilai Jualan Sektor Pembuatan Mengikut Kumpulan: Perubahan Peratusan Bulanan/Suku Tahunan
 : Sales Value of Manufacturing Sector by Group: Monthly/Quarterly Percentage Change

Kod Kumpulan Group code	Keterangan Kumpulan/Tempoh	2022				2023		2022			
		Q1	Q2	Q3	Q4	Q1	Q2	Jan.	Feb.	Mac	Apr.
267 (26701 & 26702) & 268 (26800)	Pembuatan peralatan optikal, kelengkapan fotografi, media magnetik dan optikal	-11.5	5.4	19.2	-1.6	1.9	0.5	-14.8	-3.7	18.3	-9.6
271	Pembuatan motor elektrik, penjana, transformer dan perkakasan pengagihan dan pengawalan elektrik	2.9	9.1	9.9	-3.9	-5.4	5.9	-5.7	-3.4	16.8	3.2
27101	Pembuatan motor elektrik, penjana dan transformer	-1.7	9.5	1.0	-7.7	-11.7	-0.8	-8.1	-12.6	19.1	10.0
27102	Pembuatan perkakasan pengagihan dan pengawalan elektrik	5.4	8.9	14.4	-2.2	-2.8	8.5	-4.3	1.8	15.7	-0.2
272/ 27200	Pembuatan bateri dan akumulator	-8.5	12.2	43.0	7.6	-25.3	8.8	10.5	-12.9	8.3	-5.0
273	Pembuatan pendawaian dan peranti pendawaian	-10.0	1.6	-0.9	-7.3	-2.9	-2.1	-4.9	-7.3	1.7	10.9
27310	Pembuatan kabel gentian optikal	-14.4	10.9	-6.3	3.2	15.2	15.4	-25.4	-0.1	6.6	16.8
27320	Pembuatan wayar dan kabel elektronik dan elektrik lain	-10.4	1.4	0.4	-7.2	-4.0	-3.3	-5.4	-7.4	0.3	11.9
27330	Pembuatan alatan pendawaian pembawa dan bukan pembawa arus untuk litar elektrik (tanpa mengira jenis bahan)	-2.0	0.8	-15.7	-14.6	2.5	4.0	15.5	-10.0	18.0	-3.2
274/ 27400	Pembuatan kelengkapan pencahayaan elektrik	-2.0	6.5	12.6	-1.8	-7.2	-1.4	5.2	7.4	15.6	-10.5
275/ 27500	Pembuatan perkakasan domestik	-12.1	5.4	10.0	-3.3	-8.4	2.3	-7.7	-18.5	13.4	9.1
279/ 27900	Pembuatan kelengkapan elektrik lain	-10.6	-4.3	11.6	5.5	-2.1	8.2	-13.7	-3.1	5.0	-9.6
281 & 282	Pembuatan jentera kegunaan umum dan kegunaan khas	-9.6	14.5	-2.7	5.6	-10.8	6.6	-4.6	-7.5	1.1	20.0
28120 & 28130	Pembuatan alat-alat kuasa bendalir	-36.7	41.2	13.5	0.2	-29.8	-1.3	-30.2	-9.6	-1.8	58.1
28180 & 28220	Pembuatan pam, pemampat, kepala paip dan injap lain	-16.3	26.5	-6.1	5.8	-15.2	8.5	-10.8	-5.1	-5.1	36.9
28180 & 28220	Pembuatan alatan tangan yang menggunakan kuasa dilengkapkan dengan motor elektrik atau bukan motor elektrik atau pneumatik	-16.3	26.5	-6.1	5.8	-15.2	8.5	-10.8	-5.1	-5.1	36.9
28220	Pembuatan jentera pembentukan logam dan alatan mesin	-16.3	26.5	-6.1	5.8	-15.2	8.5	-10.8	-5.1	-5.1	36.9
28192	Pembuatan mesin penyaman udara, termasuk untuk kenderaan bermotor	-6.0	6.0	-20.8	-3.2	-3.6	11.6	4.1	-5.9	0.9	17.7
28290	Pembuatan mesin lain-lain mesin bertujuan khas t.t.t.l. Industri lain	0.7	21.8	16.5	13.0	-14.7	-1.5	1.4	-10.0	9.9	12.8
28290	Pembuatan mesin lain-lain mesin bertujuan khas t.t.t.l. Industri lain	-5.1	4.6	3.5	8.8	-4.4	8.5	-3.8	-9.2	2.2	6.4
291 (29101 & 29102)	Pembuatan kenderaan bermotor	-26.1	-5.4	6.2	44.0	-13.6	-20.2	-21.3	-7.4	0.9	1.8
292/ 29200	Pembuatan kerangka (coachwork) untuk kenderaan bermotor; pembuatan treler dan semi treler	-1.2	4.6	-26.2	37.8	-0.6	-2.3	0.2	-13.6	42.9	6.2
293/ 29300	Pembuatan alat ganti dan aksesori untuk kenderaan bermotor	0.2	4.1	8.5	-2.9	4.2	1.1	-1.6	-2.4	19.8	-5.5
301 (30110 & 30120)	Pembinaan kapal dan bot	-17.9	-9.4	1.0	31.3	5.0	-5.7	-7.1	-8.2	10.8	5.5
302, 303, 304 & 309	Pembuatan lokomotif keretapi, rolling stock, kapal angkasa dan udara, jentera berkaitan, kenderaan tempur ketenteraan, dan kelengkapan pengangkutan t.t.t.l.	2.0	1.2	-4.0	18.0	-15.9	-1.6	-1.3	-11.2	20.3	3.8
30910	Pembuatan motosikal	5.5	22.6	-1.5	13.1	-18.2	6.1	-3.2	-9.1	12.4	23.2
30920	Pembuatan basikal dan invalid carriages Industri lain	-2.7	9.2	-2.0	12.7	-22.5	-1.0	-4.6	-17.9	36.0	-0.9
30920	Pembuatan basikal dan invalid carriages Industri lain	3.1	-11.2	-6.6	24.1	-11.0	-5.6	1.2	-8.6	16.4	-1.3
310	Pembuatan perabot	5.1	-23.5	-3.1	21.5	4.6	-20.4	7.9	-11.2	8.1	-15.3
31001	Pembuatan perabot kayu dan rotan Industri lain	14.3	-30.7	3.6	16.6	8.2	-24.6	12.2	-12.1	13.2	-28.7
31001	Pembuatan perabot kayu dan rotan Industri lain	-3.7	-15.2	-9.2	26.7	1.0	-16.0	3.4	-10.1	2.6	1.0
321 (32110 & 32120)	Pembuatan barang kemas, bijouterie dan artikel berkaitan	3.5	35.0	-16.1	-0.3	-5.7	16.6	11.6	-15.6	3.6	35.2
322, 325 & 329	Pembuatan instrumen muzik, peralatan dan bekalan perubatan dan pergigian dan pembuatan lain t.t.t.l.	1.4	-0.5	5.8	-6.1	5.6	12.9	0.02	-2.9	2.4	3.0
32901	Pembuatan alat tulis Industri lain	5.7	6.8	15.0	-17.1	12.4	3.5	0.8	-2.2	7.6	0.4
32901	Pembuatan alat tulis Industri lain	0.2	-2.7	2.7	-2.1	3.5	16.1	-0.2	-3.1	0.9	3.9
323/ 32300	Pembuatan barangan sukan	11.4	-6.3	-7.5	19.6	12.5	4.8	-0.3	1.1	8.4	4.1
324/ 32400	Pembuatan permainan dan mainan	-3.3	-2.7	-27.3	11.3	-8.7	26.5	1.2	-2.5	-1.7	20.3
331 & 332	Pembaikan pemasangan produk logam, jentera, kelengkapan dan pemasangan jentera perindustrian dan kelengkapan	-4.6	-18.0	4.1	30.4	-3.6	-14.9	-1.7	-13.3	27.1	-6.6
33150	Pembaikan dan penyelenggaraan kelengkapan pengangkutan kecuali motosikal dan basikal Industri lain	-2.0	-14.3	8.7	24.8	-5.2	-15.1	-8.4	-18.6	66.0	-10.6
33150	Pembaikan dan penyelenggaraan kelengkapan pengangkutan kecuali motosikal dan basikal Industri lain	-6.0	-20.0	1.4	34.0	-2.6	-14.8	2.1	-10.6	9.5	-3.9
Jumlah Pembuatan		-2.7	6.8	5.4	1.5	-5.3	-2.3	-3.4	-5.2	9.8	2.3

2023															Group Description/Period
Mei	Jun	Jul.	Ogo.	Sep.	Okt.	Nov.	Dis.	Jan.	Feb.	Mac	Apr.	Mei	Jun	Jul.	
-9.9	41.5	-0.5	1.5	-4.6	-6.7	12.6	-0.3	-8.1	1.8	17.1	-12.8	1.6	7.1	10.3	Manufacture of optical instruments, photographic equipment, magnetic and optical media
-11.4	14.4	1.6	5.8	-2.2	-2.2	-1.0	-4.3	-0.6	-6.6	9.0	-1.5	2.4	6.9	12.4	Manufacture of electric motors, generators, transformers and electricity distribution and control apparatus
-16.8	14.6	0.8	-1.5	-4.3	-4.5	8.1	-14.8	1.2	-8.7	1.8	-0.2	0.2	3.3	14.4	Manufacture of electric motors, generators and transformers
-8.4	14.3	2.0	9.4	-1.3	-1.2	-4.8	0.6	-1.3	-5.8	11.9	-2.0	3.2	8.2	11.8	Manufacture of electricity distribution and control apparatus
10.6	28.3	4.2	8.9	21.3	4.7	-21.8	11.3	-15.6	-13.6	-3.5	11.7	0.9	13.3	-33.3	Manufacture of batteries and accumulators
-12.3	4.2	-0.6	4.8	-5.0	-4.7	-1.6	0.5	-2.3	0.7	-2.6	-0.7	-0.7	1.8	1.0	Manufacture of wiring and wiring devices
-14.9	3.5	2.5	6.1	-26.9	6.5	18.0	15.6	2.3	-7.2	7.5	4.1	12.3	0.6	2.1	Manufacture of fibre optic cables
-12.6	4.2	0.03	5.5	-3.9	-4.8	-2.3	-0.5	-2.3	1.0	-3.7	-0.5	-2.1	2.2	1.3	Manufacture of other electronic and electric wires and cables
-7.4	5.6	-10.2	-6.5	-9.0	-8.3	-1.4	7.5	-5.4	2.1	7.2	-7.2	10.9	-2.3	-4.1	Manufacture of current-carrying and non current-carrying wiring devices for electrical circuits regardless of material
4.6	8.2	-5.0	15.3	2.1	-12.3	7.4	1.8	-11.6	1.0	2.1	-10.7	13.1	-0.5	20.6	Manufacture of electric lighting equipment
-9.1	5.3	1.9	13.1	-2.7	-4.7	-2.3	2.8	-12.3	0.4	9.3	-0.8	-6.6	4.8	-1.8	Manufacture of domestic appliances
-2.5	16.2	-8.9	13.4	7.9	-2.7	-1.5	0.3	-1.4	-2.6	4.0	-1.4	10.2	2.8	-0.4	Manufacture of other electrical equipment
-9.4	11.5	-10.9	8.3	-1.7	0.2	2.8	5.6	-12.6	-4.5	1.9	7.8	-0.2	-2.0	-12.3	Manufacture of general-purpose and special-purpose machinery
-17.4	19.0	-8.3	27.3	-0.8	2.6	-8.8	-9.8	-17.2	0.5	-19.0	15.1	-3.7	4.6	-16.6	Manufacture of fluid power equipment
-6.4	5.3	-4.3	-4.6	0.1	-0.2	10.0	2.6	-15.9	-4.3	-3.0	11.7	0.3	1.5	-10.1	Manufacture of other pumps, compressors, taps and valves
-16.8	9.1	-21.0	5.1	-7.2	0.2	-4.8	9.8	-6.7	-4.9	6.6	13.8	2.8	-18.4	-23.6	Manufacture of power-driven hand tools with self-contained electric or non-electric motor or pneumatic drives
-10.9	41.7	-14.9	18.4	4.2	-0.7	-1.4	18.4	-22.5	-6.8	11.7	3.9	-17.9	8.1	-9.4	Manufacture of metal-forming machinery and machine tools
-0.6	1.6	-4.2	12.4	-3.2	0.7	9.3	0.3	-5.1	-3.8	0.5	2.0	10.3	1.7	-7.8	Manufacture of air-conditioning machines, including for motor vehicles
-8.3	1.1	1.6	1.2	18.1	7.0	30.7	-0.4	-17.5	-10.8	13.5	-33.9	29.5	-9.7	17.7	Manufacture of motor vehicles
-17.6	-21.3	-15.2	8.1	14.2	20.4	7.7	-7.5	1.9	-8.3	19.2	-6.6	3.7	-18.8	10.5	Manufacture of bodies (coachwork) for motor vehicles; manufacture of trailers and semi-trailers
-3.9	4.5	6.4	3.7	-6.0	-8.1	16.9	-6.4	0.4	-0.8	11.1	-14.7	19.0	-4.6	9.3	Manufacture of parts and accessories for motor vehicles
-32.9	20.6	-1.5	-1.3	17.0	29.5	-8.1	-8.6	8.1	0.9	17.1	9.2	-32.2	-3.8	-17.4	Building of ships and boats
-15.5	1.0	-1.9	2.4	4.4	12.2	4.1	-3.7	-15.2	-7.8	18.2	-9.4	-0.8	1.9	0.6	Manufacture of railway locomotives, rolling stock, air and spacecraft, related machinery, military fighting vehicles and transport equipment n.e.c
-7.2	-0.2	2.8	-1.9	-0.9	4.6	13.7	0.9	-19.8	-7.1	6.7	-0.7	2.0	10.7	6.6	Manufacture of motorcycles
-4.1	-1.9	-5.0	6.8	4.0	10.4	-0.1	-7.7	-16.3	-4.9	3.4	-1.6	2.2	-4.1	-13.6	Manufacture of bicycles and invalid carriages
-25.4	3.6	-2.6	2.3	7.7	17.3	2.0	-3.9	-12.1	-9.7	32.4	-16.5	-3.7	0.4	4.4	Other industry
-9.0	-15.5	1.9	3.6	23.5	0.6	7.1	-1.0	3.6	-4.7	7.8	-19.5	7.5	-26.1	6.4	Manufacture of furniture
-9.2	-1.0	-0.6	4.1	16.5	-0.9	9.8	-3.7	5.3	0.3	6.1	-23.5	3.4	-21.9	8.0	Manufacture of wooden and cane furniture
-8.8	-27.9	4.9	3.0	31.2	2.0	4.5	1.8	2.0	-9.6	9.6	-15.2	11.4	-29.8	4.8	Other industry
8.3	-5.6	-24.5	7.6	20.5	-17.2	10.4	-7.0	4.2	-11.9	-0.3	18.4	8.1	-6.3	-19.7	Manufacture of jewellery, bijouterie and related articles
-5.9	-0.2	5.3	4.9	-1.6	-9.1	3.2	1.9	1.5	2.9	-0.7	10.3	8.8	-10.9	9.4	Manufacture of musical instruments, medical and dental instruments and supplies and other manufacturing n.e.c.
0.9	4.3	15.4	4.4	-18.1	-5.7	-0.5	-0.8	14.3	-0.7	-1.4	5.7	1.2	-5.0	2.0	Manufacture of stationery
-8.0	-1.7	1.7	5.1	5.0	-10.2	4.4	2.7	-2.3	4.1	-0.5	11.8	11.2	-12.5	11.7	Other industry
-20.2	-5.7	8.4	-12.4	16.0	8.0	7.4	0.5	6.3	-4.0	18.2	13.7	-15.9	-19.8	6.3	Manufacture of sports goods
-6.4	-42.5	-2.9	16.6	9.2	-0.3	7.1	-11.7	-0.8	-14.5	26.5	17.0	21.4	-40.4	-9.0	Manufacture of games and toys
-32.0	0.6	1.9	10.1	29.7	3.2	9.9	-6.7	-4.5	-3.4	15.1	-1.9	-30.4	1.0	0.03	Repair of fabricated metal products, machinery and equipment and installation of industrial machinery and equipment
-37.6	-0.6	7.5	8.1	46.1	-6.8	9.6	-8.2	-8.3	-4.4	28.8	1.0	-40.9	-0.9	3.8	Repair and maintenance of transport equipment except motorcycles and bicycles
-28.4	1.3	-1.1	11.3	20.2	10.1	10.2	-5.9	-2.3	-2.9	7.8	-3.6	-23.4	2.0	-1.8	Other industry
-4.0	8.1	-3.3	6.1	2.7	-1.8	0.2	-1.7	-5.4	-1.9	7.6	-7.2	1.3	0.4	-2.4	Total Manufacturing

Jadual
Table **1.5a** : Bilangan Pekerja Bergaji Sektor Pembuatan Mengikut Kumpulan
: Number of Paid Employees of Manufacturing Sector by Group

Kod Kumpulan Group code	Keterangan Kumpulan/Tempoh	2021	2022	2022		
				Q1	Q2	Q3
101	Pemprosesan dan pengawetan daging	12,960	13,600	13,034	13,064	13,471
102	Pemprosesan dan pengawetan ikan, krustasea dan moluska	15,912	16,751	15,936	16,347	16,545
10201	Pengetinan ikan, krustasea dan moluska					
&						
10202	Pemprosesan dan pengawetan ikan, krustasea dan moluska	13,320	14,170	13,433	13,704	13,881
	Industri lain	2,592	2,581	2,503	2,643	2,664
103	Pemprosesan dan pengawetan buah-buahan dan sayur - sayuran	10,179	9,962	10,310	10,217	10,073
10303	Pengetinan nanas					
&						
10304	Pembuatan jem, marmalad dan sajian jeli	551	620	485	531	530
	Industri lain	9,628	9,342	9,825	9,686	9,543
104	Pembuatan minyak dan lemak daripada sayuran dan haiwan	79,500	84,266	79,916	80,103	82,207
10404	Pembuatan minyak sayuran mentah dan bertapis					
&						
10406	Pembuatan sebatian lemak masakan	3,832	4,052	3,752	3,824	3,839
10405	Pembuatan minyak kelapa	2,424	2,542	2,471	2,524	2,539
	Industri lain	73,243	77,672	73,693	73,755	75,829
105	Pembuatan produk tenusu	13,179	13,321	13,036	13,292	13,178
10502	Pembuatan susu pekat, tepung dan sejat	9,781	9,674	9,553	9,646	9,529
	Industri lain	3,398	3,648	3,482	3,646	3,649
106	Pembuatan produk bijian, kanji dan produk	10,808	11,197	10,871	10,793	11,051
10611	Pengilangan beras	4,849	5,307	4,994	4,962	5,239
10613	Pengilangan tepung	4,889	4,921	4,872	4,843	4,828
	Industri lain	1,070	969	1,005	987	983
107	Pembuatan produk makanan lain	123,320	130,228	126,992	126,638	127,916
10711	Pembuatan biskut dan cookies	14,344	14,486	14,439	14,517	14,607
10712	Pembuatan roti, kek dan produk bakeri lain	30,260	31,304	29,286	29,408	29,997
10713	Pembuatan produk snek	8,428	8,846	8,412	8,542	8,530
10721	Pembuatan gula	1,765	1,744	1,769	1,736	1,752
10731	Pembuatan produk koko	2,576	2,563	2,579	2,585	2,650
10732	Pembuatan coklat dan produk coklat					
&						
10733	Pembuatan konfeksi gula	8,033	7,861	7,937	8,090	8,259
10793	Pembuatan sos dan bahan perasa	9,997	11,546	10,800	10,948	10,787
10799	Pembuatan produk makanan lain t.t.t.l.	13,664	15,127	16,718	15,541	15,861
	Industri lain	34,254	36,752	35,052	35,270	35,475
108/ 10800	Pembuatan makanan haiwan tersedia	14,893	15,573	14,820	15,469	15,437
110	Pembuatan minuman ringan	15,951	16,373	16,304	16,247	16,144
11041	Pembuatan minuman ringan	10,302	10,622	10,565	10,562	10,512
11042	Pengeluaran air mineral semulajadi dan minuman lain yang dibotolkan	3,995	3,923	4,001	3,979	3,892
	Industri lain	1,653	1,828	1,739	1,706	1,740
120/ 12000	Pembuatan produk tembakau	1,199	1,232	1,413	1,170	1,198
131	Pemintalan, penenunan dan penyiapan tekstil	13,289	13,055	13,206	12,839	13,084
13110	Penyediaan dan pemintalan gentian tekstil					
&						
13120	Penenunan tekstil	9,209	8,882	8,983	8,665	8,737
13132	Pewarnaan, pelunturan, percetakan dan penyiapan akhir benang dan fabrik	3,647	3,762	3,750	3,731	3,889
	Industri lain	433	412	474	443	458
139	Pembuatan tekstil lain	14,450	14,816	14,378	14,821	14,813
13910	Pembuatan fabrik dikait dan dikrusye	5,901	5,792	5,903	5,961	5,958
	Industri lain	8,548	9,024	8,475	8,859	8,855
141	Pembuatan pakaian, kecuali pakaian berbulu	41,493	42,584	42,134	41,677	40,921
14102	Pembuatan pakaian	30,181	31,056	30,268	30,296	29,750
	Industri lain	11,312	11,528	11,866	11,381	11,171
142 & 143	Pembuatan artikel daripada kulit bulu dan pakaian yang dikait dan dikrusye	981	1,007	1,020	1,030	1,010
151 (15110 & 15120)	Penyamakan dan pembersihan kulit, pembuatan bagasi, beg tangan, pelana dan abah-abah pembersihan dan pewarnaan bulu	6,113	5,843	6,050	5,698	5,831
152	Pembuatan kasut	6,175	6,717	6,349	6,574	6,632
15201	Pembuatan kasut kulit					
&						
15203	Pembuatan kasut getah	3,399	3,748	3,501	3,619	3,660
	Industri lain	2,776	2,969	2,848	2,955	2,973
161/ 16100	Pengilangan dan pengetaman kayu	25,587	25,101	25,671	25,235	25,553

2023		2022		2023	Group Description/Period
Q4	Q1	Q2	(Jan. - Jul.)	(Jan. - Jul.)	
13,600	13,849	14,305	12,898	14,080	Processing and preserving of meat
16,751	17,382	17,330	16,473	17,410	Processing and preserving of fish, crustaceans and molluscs
					<i>Canning of fish, crustaceans and molluscs</i>
14,170	14,711	14,566	13,806	14,788	<i>Processing, curing and preserving of fish, crustacean and molluscs</i>
2,581	2,671	2,764	2,666	2,622	<i>Other industry</i>
9,962	10,536	10,835	10,370	10,731	Processing and preserving of fruits and vegetable
					<i>Pineapple canning</i>
620	568	560	529	578	<i>Manufacture of jams, marmalades and table jellies</i>
9,342	9,967	10,275	9,841	10,153	<i>Other industry</i>
84,266	85,462	85,734	80,945	86,716	Manufacture of vegetable and animal oils and fats
					<i>Manufacture of crude and refined vegetable oil</i>
4,052	4,124	4,141	3,856	4,163	<i>Manufacture of compound cooking fats</i>
2,542	2,558	2,558	2,527	2,542	<i>Manufacture of coconut oil</i>
77,672	78,780	79,035	74,562	80,011	<i>Other industry</i>
13,321	13,366	13,280	13,262	13,366	Manufacture of dairy products
9,674	9,678	9,560	9,600	9,638	<i>Manufacture of condensed, powdered and evaporated milk</i>
3,648	3,689	3,719	3,663	3,728	<i>Other industry</i>
11,197	11,341	11,257	10,810	11,238	Manufacture of grain mill products, starches and starch products
5,307	5,421	5,301	4,975	5,279	<i>Rice milling</i>
4,921	5,010	5,044	4,873	5,033	<i>Flour milling</i>
969	910	912	962	926	<i>Other industry</i>
130,228	132,812	133,853	126,815	135,228	Manufacture of other food products
14,486	14,747	14,600	14,624	14,639	<i>Manufacture of biscuits and cookies</i>
31,304	31,832	32,231	29,619	33,322	<i>Manufacture of bread, cakes and other bakery products</i>
8,846	8,858	8,961	8,570	8,856	<i>Manufacture of snack products</i>
1,744	1,760	1,783	1,734	1,785	<i>Manufacture of sugar</i>
2,563	2,523	2,614	2,606	2,617	<i>Manufacture of cocoa products</i>
					<i>Manufacture of chocolate and chocolate products</i>
7,861	7,925	7,955	8,122	8,087	<i>Manufacture of sugar confectionery</i>
11,546	11,881	11,908	10,823	11,819	<i>Manufacture of sauces and condiments</i>
15,127	15,474	16,158	15,553	16,501	<i>Manufacture of other food products n.e.c.</i>
36,752	37,813	37,642	35,163	37,603	<i>Other industry</i>
15,573	15,606	15,188	15,441	15,039	Manufacture of prepared animal feeds
16,373	16,770	16,865	16,202	16,952	Manufacture of beverages
10,622	10,744	10,847	10,579	10,907	<i>Manufacture of soft drinks</i>
3,923	4,197	4,172	3,942	4,190	<i>Production of natural mineral waters and other bottled waters</i>
1,828	1,829	1,846	1,681	1,856	<i>Other industry</i>
1,232	1,448	1,254	1,164	1,227	Manufacture of tobacco products
13,055	13,274	13,204	12,772	13,025	Spinning, weaving and finishing of textiles
					<i>Preparation and spinning of textile fibres</i>
8,882	9,093	9,029	8,618	9,075	<i>Weaving of textiles</i>
3,762	3,690	3,701	3,712	3,485	<i>Dyeing, bleaching, printing and finishing of yarns and fabrics</i>
412	491	474	442	465	<i>Other industry</i>
14,816	14,841	15,173	14,733	15,115	Manufacture of other textiles
5,792	5,619	5,657	5,936	5,604	<i>Manufacture of knitted and crocheted fabrics</i>
9,024	9,222	9,515	8,797	9,511	<i>Other industry</i>
42,584	42,881	42,985	41,189	42,441	Manufacture of wearing apparel, except fur apparel
31,056	31,236	31,154	29,902	30,709	<i>Manufacture of clothings</i>
11,528	11,645	11,831	11,288	11,732	<i>Other industry</i>
1,007	1,089	1,086	1,030	1,080	Manufacture of articles of fur, knitted and crocheted apparel
					Tanning and dressing of leather; manufacture of luggage, handbags, saddlery and harness; dressing and dyeing of fur
5,843	6,032	5,746	5,630	5,673	
6,717	6,979	7,072	6,507	7,031	Manufacture of footwear
					<i>Manufacture of leather footwear</i>
3,748	3,760	3,667	3,601	3,646	<i>Manufacture of rubber footwear</i>
2,969	3,219	3,405	2,906	3,386	<i>Other industry</i>
25,101	25,234	24,629	25,287	24,377	Sawmilling and planning of wood

Jadual **1.5a** : Bilangan Pekerja Bergaji Sektor Pembuatan Mengikut Kumpulan
 Table : Number of Paid Employees of Manufacturing Sector by Group

Kod Kumpulan Group code	Keterangan Kumpulan/Tempoh	2022							
		Jan.	Feb.	Mac	Apr.	Mei	Jun	Jul.	Ogo.
101	Pemprosesan dan pengawetan daging	13,438	13,355	13,034	13,028	13,099	13,064	12,898	12,956
102	Pemprosesan dan pengawetan ikan, krustasea dan moluska	16,312	16,022	15,936	16,105	16,070	16,347	16,473	16,507
	10201 Pengetinan ikan, krustasea dan moluska &								
	10202 Pemprosesan dan pengawetan ikan, krustasea dan moluska	13,735	13,495	13,433	13,614	13,549	13,704	13,806	13,847
	Industri lain	2,577	2,527	2,503	2,491	2,521	2,643	2,666	2,660
103	Pemprosesan dan pengawetan buah-buahan dan sayur - sayuran	10,668	10,568	10,310	10,256	10,244	10,217	10,370	10,039
	10303 Pengetinan nanas &								
	10304 Pembuatan jem, marmalad dan sajian jeli	527	522	485	516	511	531	529	523
	Industri lain	10,141	10,046	9,825	9,740	9,733	9,686	9,841	9,516
104	Pembuatan minyak dan lemak daripada sayuran dan haiwan	79,650	80,192	79,916	79,731	79,852	80,103	80,945	81,217
	10404 Pembuatan minyak sayuran mentah dan bertapis &								
	10406 Pembuatan sebatian lemak masakan	3,776	3,789	3,752	3,755	3,813	3,824	3,856	3,833
	10405 Pembuatan minyak kelapa	2,442	2,456	2,471	2,524	2,524	2,524	2,527	2,524
	Industri lain	73,433	73,947	73,693	73,453	73,514	73,755	74,562	74,860
105	Pembuatan produk tenusu	12,995	12,961	13,036	13,111	13,158	13,292	13,262	13,151
	10502 Pembuatan susu pekat, tepung dan sejat	9,570	9,531	9,553	9,594	9,602	9,646	9,600	9,510
	Industri lain	3,425	3,430	3,482	3,516	3,556	3,646	3,663	3,642
106	Pembuatan produk bijian, kanji dan produk	10,872	10,877	10,871	10,924	10,787	10,793	10,810	10,839
	10611 Pengilangan beras	4,954	4,993	4,994	5,035	4,982	4,962	4,975	5,066
	10613 Pengilangan tepung	4,895	4,865	4,872	4,875	4,817	4,843	4,873	4,821
	Industri lain	1,023	1,019	1,005	1,014	989	987	962	952
107	Pembuatan produk makanan lain	126,212	126,006	126,992	126,034	125,952	126,638	126,815	127,431
	10711 Pembuatan biskut dan cookies	14,445	14,462	14,439	14,405	14,289	14,517	14,624	14,627
	10712 Pembuatan roti, kek dan produk bakeri lain	30,572	29,442	29,286	29,693	29,575	29,408	29,619	29,831
	10713 Pembuatan produk snek	8,466	8,424	8,412	8,443	8,418	8,542	8,570	8,521
	10721 Pembuatan gula	1,762	1,769	1,769	1,743	1,756	1,736	1,734	1,757
	10731 Pembuatan produk koko	2,590	2,601	2,579	2,586	2,593	2,585	2,606	2,639
	10732 Pembuatan coklat dan produk coklat &								
	10733 Pembuatan konfeksi gula	7,858	7,868	7,937	7,893	7,864	8,090	8,122	8,244
	10793 Pembuatan sos dan bahan perasa	10,313	10,646	10,800	10,613	10,909	10,948	10,823	10,859
	10799 Pembuatan produk makanan lain t.t.t.l.	15,099	15,643	16,718	15,620	15,634	15,541	15,553	15,552
	Industri lain	35,109	35,152	35,052	35,038	34,913	35,270	35,163	35,402
108/ 10800	Pembuatan makanan haiwan tersedia	14,973	14,866	14,820	15,377	15,492	15,469	15,441	15,455
110	Pembuatan minuman ringan	16,109	16,283	16,304	16,479	16,387	16,247	16,202	16,129
	11041 Pembuatan minuman ringan	10,288	10,524	10,565	10,682	10,673	10,562	10,579	10,503
	11042 Pengeluaran air mineral semulajadi dan minuman lain yang dibotolkan	4,029	3,940	4,001	3,989	3,967	3,979	3,942	3,890
	Industri lain	1,793	1,819	1,739	1,808	1,747	1,706	1,681	1,736
120/ 12000	Pembuatan produk tembakau	1,288	1,432	1,413	1,165	1,165	1,170	1,164	1,109
131	Pemintalan, penenunan dan penyiapan tekstil	13,133	13,126	13,206	13,029	12,993	12,839	12,772	12,895
	13110 Penyediaan dan pemintalan gentian tekstil &								
	13120 Penenunan tekstil	9,003	9,033	8,983	8,843	8,767	8,665	8,618	8,708
	13132 Pewarnaan, pelunturan, percetakan dan penyiapan akhir benang dan fabrik	3,639	3,601	3,750	3,724	3,742	3,731	3,712	3,737
	Industri lain	491	492	474	462	483	443	442	451
139	Pembuatan tekstil lain	14,477	14,393	14,378	14,491	14,786	14,821	14,733	14,752
	13910 Pembuatan fabrik dikait dan dikrusye	5,941	5,935	5,903	5,897	5,978	5,961	5,936	5,929
	Industri lain	8,536	8,458	8,475	8,594	8,808	8,859	8,797	8,823
141	Pembuatan pakaian, kecuali pakaian berbulu	41,677	42,095	42,134	41,828	42,132	41,677	41,189	40,901
	14102 Pembuatan pakaian	29,823	30,185	30,268	30,062	30,423	30,296	29,902	29,658
	Industri lain	11,854	11,909	11,866	11,766	11,709	11,381	11,288	11,243
142 & 143	Pembuatan artikel daripada kulit bulu dan pakaian yang dikait dan dikrusye	1,009	1,010	1,020	1,031	1,031	1,030	1,030	1,004
151 (15110 & 15120)	Penyamakan dan pembersihan kulit, pembuatan bagasi, beg tangan, pelana dan abah-abah pembersihan dan pewarnaan bulu	6,089	6,113	6,050	5,976	5,918	5,698	5,630	5,754
152	Pembuatan kasut	6,411	6,586	6,349	6,396	6,509	6,574	6,507	6,553
	15201 Pembuatan kasut kulit &								
	15203 Pembuatan kasut getah	3,581	3,639	3,501	3,493	3,548	3,619	3,601	3,631
	Industri lain	2,830	2,947	2,848	2,903	2,961	2,955	2,906	2,922
161/ 16100	Pengilangan dan pengetaman kayu	25,901	25,797	25,671	25,683	25,788	25,235	25,287	25,435

2023											Group Description/Period
Sep.	Okt.	Nov.	Dis.	Jan.	Feb.	Mac	Apr.	Mei	Jun	Jul.	
13,471	13,468	13,593	13,600	14,001	13,965	13,849	14,325	14,357	14,305	14,080	Processing and preserving of meat
16,545	16,551	16,596	16,751	17,041	17,485	17,382	17,297	17,338	17,330	17,410	Processing and preserving of fish, crustaceans and molluscs
											<i>Canning of fish, crustaceans and molluscs</i>
13,881	13,933	13,980	14,170	14,410	14,801	14,711	14,606	14,646	14,566	14,788	<i>Processing, curing and preserving of fish, crustacean and molluscs</i>
2,664	2,619	2,616	2,581	2,632	2,684	2,671	2,692	2,692	2,764	2,622	<i>Other industry</i>
10,073	10,012	9,965	9,962	10,313	10,554	10,536	10,589	10,882	10,835	10,731	Processing and preserving of fruits and vegetable
											<i>Pineapple canning</i>
530	527	527	620	565	567	568	566	569	560	578	<i>Manufacture of jams, marmalades and table jellies</i>
9,543	9,485	9,438	9,342	9,748	9,987	9,967	10,023	10,313	10,275	10,153	<i>Other industry</i>
82,207	82,410	83,728	84,266	84,824	85,592	85,462	84,987	85,282	85,734	86,716	Manufacture of vegetable and animal oils and fats
											<i>Manufacture of crude and refined vegetable oil</i>
3,839	3,836	4,060	4,052	4,089	4,096	4,124	4,100	4,118	4,141	4,163	<i>Manufacture of compound cooking fats</i>
2,539	2,539	2,536	2,542	2,549	2,549	2,558	2,555	2,558	2,558	2,542	<i>Manufacture of coconut oil</i>
75,829	76,034	77,132	77,672	78,185	78,947	78,780	78,332	78,606	79,035	80,011	<i>Other industry</i>
13,178	13,231	13,285	13,321	13,386	13,363	13,366	13,435	13,253	13,280	13,366	Manufacture of dairy products
9,529	9,527	9,652	9,674	9,714	9,694	9,678	9,831	9,576	9,560	9,638	<i>Manufacture of condensed, powdered and evaporated</i>
3,649	3,704	3,633	3,648	3,672	3,668	3,689	3,604	3,677	3,719	3,728	<i>Other industry</i>
11,051	10,982	11,121	11,197	11,251	11,421	11,341	11,227	11,285	11,257	11,238	Manufacture of grain mill products, starches and
5,239	5,216	5,246	5,307	5,356	5,458	5,421	5,322	5,352	5,301	5,279	<i>Rice milling</i>
4,828	4,804	4,919	4,921	4,924	5,037	5,010	4,993	5,015	5,044	5,033	<i>Flour milling</i>
983	962	956	969	972	927	910	912	918	912	926	<i>Other industry</i>
127,916	128,513	128,878	130,228	132,511	133,336	132,812	134,023	134,287	133,853	135,228	Manufacture of other food products
14,607	14,480	14,564	14,486	14,820	15,050	14,747	14,673	14,652	14,600	14,639	<i>Manufacture of biscuits and cookies</i>
29,997	30,567	30,830	31,304	31,580	31,680	31,832	32,306	32,179	32,231	33,322	<i>Manufacture of bread, cakes and other bakery products</i>
8,530	8,625	8,639	8,846	8,864	8,896	8,858	8,899	8,970	8,961	8,856	<i>Manufacture of snack products</i>
1,752	1,745	1,709	1,744	1,747	1,747	1,760	1,770	1,790	1,783	1,785	<i>Manufacture of sugar</i>
2,650	2,554	2,539	2,563	2,566	2,593	2,523	2,519	2,593	2,614	2,617	<i>Manufacture of cocoa products</i>
											<i>Manufacture of chocolate and chocolate products</i>
8,259	8,278	7,871	7,861	8,120	7,963	7,925	7,988	7,978	7,955	8,087	<i>Manufacture of sugar confectionery</i>
10,787	10,829	11,378	11,546	11,777	11,786	11,881	11,931	11,855	11,908	11,819	<i>Manufacture of sauces and condiments</i>
15,861	15,873	15,147	15,127	15,627	15,531	15,474	16,201	16,417	16,158	16,501	<i>Manufacture of other food products n.e.c.</i>
35,475	35,561	36,201	36,752	37,410	38,091	37,813	37,736	37,854	37,642	37,603	<i>Other industry</i>
15,437	15,482	15,544	15,573	15,602	15,668	15,606	15,128	15,134	15,188	15,039	Manufacture of prepared animal feeds
16,144	16,114	16,054	16,373	16,583	16,717	16,770	16,843	16,874	16,865	16,952	Manufacture of beverages
10,512	10,507	10,445	10,622	10,617	10,714	10,744	10,810	10,823	10,847	10,907	<i>Manufacture of soft drinks</i>
3,892	3,893	3,911	3,923	4,142	4,144	4,197	4,197	4,209	4,172	4,190	<i>Production of natural mineral waters and other bottled waters</i>
1,740	1,714	1,697	1,828	1,825	1,858	1,829	1,836	1,842	1,846	1,856	<i>Other industry</i>
1,198	1,202	1,210	1,232	1,296	1,443	1,448	1,274	1,266	1,254	1,227	Manufacture of tobacco products
13,084	13,143	13,059	13,055	13,197	13,098	13,274	13,214	13,354	13,204	13,025	Spinning, weaving and finishing of textiles
											<i>Preparation and spinning of textile fibres</i>
8,737	8,813	8,945	8,882	8,987	8,901	9,093	9,073	9,103	9,029	9,075	<i>Weaving of textiles</i>
3,889	3,885	3,705	3,762	3,752	3,721	3,690	3,676	3,761	3,701	3,485	<i>Dyeing, bleaching, printing and finishing of yarns and fabrics</i>
458	444	409	412	458	476	491	465	489	474	465	<i>Other industry</i>
14,813	14,729	14,917	14,816	14,898	14,756	14,841	15,015	15,205	15,173	15,115	Manufacture of other textiles
5,958	5,820	5,846	5,792	5,774	5,757	5,619	5,694	5,697	5,657	5,604	<i>Manufacture of knitted and crocheted fabrics</i>
8,855	8,909	9,071	9,024	9,123	8,998	9,222	9,321	9,508	9,515	9,511	<i>Other industry</i>
40,921	40,502	42,307	42,584	42,847	42,795	42,881	42,964	43,166	42,985	42,441	Manufacture of wearing apparel, except fur apparel
29,750	29,408	30,705	31,056	31,403	31,127	31,236	31,164	31,366	31,154	30,709	<i>Manufacture of clothings</i>
11,171	11,094	11,602	11,528	11,444	11,668	11,645	11,799	11,800	11,831	11,732	<i>Other industry</i>
1,010	977	1,014	1,007	1,032	1,068	1,089	1,089	1,093	1,086	1,080	Manufacture of articles of fur, knitted and crocheted apparel
5,831	5,831	5,793	5,843	5,939	6,023	6,032	5,858	5,873	5,746	5,673	Tanning and dressing of leather; manufacture of luggage, handbags, saddlery and harness; dressing and dyeing of fur
6,632	6,668	6,722	6,717	6,924	7,091	6,979	6,959	7,039	7,072	7,031	Manufacture of footwear
											<i>Manufacture of leather footwear</i>
3,660	3,711	3,756	3,748	3,896	3,840	3,760	3,692	3,665	3,667	3,646	<i>Manufacture of rubber footwear</i>
2,973	2,956	2,966	2,969	3,028	3,250	3,219	3,268	3,374	3,405	3,386	<i>Other industry</i>
25,553	25,441	25,556	25,101	25,720	25,710	25,234	24,749	25,144	24,629	24,377	Sawmilling and planning of wood

Jadual
Table **1.5a** : Bilangan Pekerja Bergaji Sektor Pembuatan Mengikut Kumpulan
: Number of Paid Employees of Manufacturing Sector by Group

Kod Kumpulan Group code	Keterangan Kumpulan/Tempoh	2021	2022	2022		
				Q1	Q2	Q3
162	Pembuatan produk daripada kayu, gabus, jerami dan bahan jalinan lain	67,877	68,943	65,777	67,098	67,651
16211	Pembuatan kepingan venier dan papan lapis	37,770	38,426	36,497	37,163	37,843
16212	Pembuatan papan partikel dan papan gentian	6,751	6,419	6,874	6,857	6,678
16221	Pertukangan kayu untuk jurubina	11,216	10,830	9,992	10,226	10,050
	Industri lain	12,141	13,268	12,414	12,852	13,080
170	Pembuatan kertas dan produk kertas	56,213	58,658	56,974	56,605	57,633
17010	Pembuatan pulpa, kertas dan kertas tebal	8,792	9,259	8,713	8,752	8,848
17020	Pembuatan kertas kegunaan rumah dan bekas daripada kertas dan kertas tebal	22,313	23,850	22,656	22,542	23,291
17091	Pembuatan sampul surat dan kad surat	1,697	1,692	1,713	1,739	1,775
17092	Pembuatan kertas kegunaan rumah dan pembersih peribadi	10,976	10,818	10,908	10,681	10,874
17093	Pembuatan kertas bergam atau pelekat yang berjalur atau bergulung dan label dan kertas dinding	7,192	7,480	7,510	7,467	7,321
	Industri lain	5,243	5,559	5,474	5,425	5,524
181 & 182	Percetakan, aktiviti perkhidmatan berkaitan percetakan dan penerbitan semula media rakaman	67,428	70,120	67,661	65,902	65,467
18110	Percetakan	54,714	57,286	55,001	53,801	53,444
18120 & 18200	Aktiviti perkhidmatan berkaitan percetakan & Penerbitan semula media rakaman	12,714	12,834	12,660	12,101	12,023
192 (19201 & 19202)	Pembuatan produk petroleum bertapis	17,093	17,817	17,719	17,262	17,651
201	Pembuatan kimia asas, baja dan sebatian nitrogen, plastik dan getah sintetik dalam bentuk primer	46,703	47,560	47,789	47,062	47,035
20111	Pembuatan gas perindustrian atau perubatan bukan organik dalam bentuk cecair atau mampat	5,496	5,802	5,578	5,644	5,628
20112 & 20113	Pembuatan kimia organik asas & Pembuatan sebatian bukan organik	18,092	19,633	18,429	18,299	18,579
20121 & 20129	Pembuatan baja & Pembuatan produk campuran nitrogen	9,123	7,649	9,547	8,733	8,678
20131	Pembuatan plastik dalam bentuk primer	11,283	11,413	11,408	11,338	11,143
	Industri lain	2,710	3,063	2,826	3,048	3,008
202 & 203	Pembuatan produk kimia lain dan serat buatan manusia	54,990	57,336	57,439	55,739	55,271
20210	Pembuatan racun perosak dan produk agrokimia lain	4,044	4,030	3,964	3,910	3,845
20221	Pembuatan cat, varnis dan penyadur dan mastik	9,483	9,451	11,223	9,270	9,162
20222	Pembuatan dakwat cetak	4,911	5,659	5,760	5,647	5,660
20231 & 20232	Pembuatan sabun dan bahan pencuci, penyediaan membersih dan mengilat & Pembuatan pewangi dan penyediaan dandanan diri	20,535	21,711	20,420	20,598	20,865
20291 & 20292 & 20299	Pembuatan plat fotografi, filem, sensitized paper dan other sensitized unexposed materials & Pembuatan dakwat menulis dan melukis & Pembuatan produk kimia lain t.t.t.l.	15,564	16,082	15,603	15,853	15,277
	Industri lain	454	402	469	461	461
210	Pembuatan produk farmaseutikal, kimia perubatan dan botani	25,092	27,325	24,800	27,994	28,824
21001	Pembuatan bahan aktif ubat-ubatan untuk digunakan oleh bidang farmakologi dalam pembuatan ubat-ubatan	18,048	19,310	17,686	19,648	20,234
	Industri lain	7,044	8,015	7,114	8,346	8,590
221	Pembuatan produk getah	122,498	122,297	124,905	126,655	125,937
22111	Pembuatan tayar getah untuk kenderaan	7,048	6,618	7,193	7,531	6,534
22112	Pembuatan bunga tayar yang boleh ditukar ganti dan tayar celup	2,209	2,289	2,086	1,995	2,129
22191 & 22193	Pembuatan produk lain daripada getah asli atau sintetik, tidak divulkan, divulkan atau dikeraskan & Pengilangan semula getah dan prosesan susu getah	16,796	17,767	16,690	16,952	17,408
22192	Pembuatan sarung tangan getah	63,232	62,537	65,658	67,914	66,853
22199	Pembuatan produk getah lain yang t.t.t.l.	33,212	33,087	33,278	32,264	33,014
222	Pembuatan produk plastik	153,940	159,013	155,750	156,889	158,506
22201 & 22202	Pembuatan produk plastik separa siap & Pembuatan produk plastik siap	33,803	37,664	35,934	37,667	37,506
22203	Pembuatan artikel plastik untuk pembungkusan barangan	48,456	50,397	48,717	48,901	49,889
22204	Pembuatan barangan plastik jurubina	3,345	3,656	3,605	3,559	3,595
22205	Pembuatan pinggan mangkuk, peralatan dapur dan barangan tandas daripada plastik	12,961	14,177	14,992	15,478	15,608
22209	Pembuatan pelbagai produk plastik t.t.t.l.	55,375	53,120	52,503	51,285	51,908
231 (23101 & 23102 & 23109)	Pembuatan kaca dan produk kaca	18,828	20,948	18,896	20,023	20,561

2023		2022		2023	Group Description/Period
Q4	Q1	Q2	(Jan. - Jul.)	(Jan. - Jul.)	
68,943	67,728	68,036	66,582	68,079	Manufacture of products of wood, cork, straw and plaiting materials
38,426	37,446	37,646	36,663	38,239	Manufacture of veneer sheets and plywood
6,419	6,345	6,563	6,891	6,555	Manufacture of particle board and fibreboard
10,830	10,642	10,645	10,094	10,417	Manufacture of builders' carpentry
13,268	13,295	13,181	12,934	12,868	Other industry
58,658	59,308	57,626	56,767	57,112	Manufacture of paper and paper products
9,259	9,332	8,473	8,778	8,462	Manufacture of pulp, paper and paperboard
23,850	23,877	23,353	22,565	23,039	Manufacture of corrugated paper and paperboard and of containers of paper and paperboard
1,692	1,789	1,769	1,736	1,776	Manufacture of envelopes and letter-card
10,818	10,723	10,515	10,756	10,347	Manufacture of household and personal hygiene paper
7,480	7,837	7,792	7,448	7,753	Manufacture of gummed or adhesive paper in strips or rolls and labels and wall paper
5,559	5,749	5,724	5,485	5,735	Other industry
70,120	70,319	68,955	65,724	68,890	Printing, service activities related to printing and reproduction of recorded media
57,286	57,476	56,770	53,663	56,668	Printing
12,834	12,843	12,185	12,061	12,222	Service activities related to printing
					Reproduction of recorded media
17,817	18,486	18,149	17,640	18,202	Manufacture of refined petroleum products
47,560	49,475	48,507	47,174	46,679	Manufacture of basic chemicals, fertilizer and nitrogen compounds, plastics and synthetic rubber in primary forms
5,802	6,315	6,155	5,657	6,137	Manufacture of liquefied or compressed inorganic industrial or medical gases
19,633	20,155	19,696	18,506	18,836	Manufacture of basic organic chemicals
7,649	8,353	7,982	8,741	7,379	Manufacture of inorganic compounds
11,413	11,428	11,453	11,214	11,248	Manufacture of fertilizers
3,063	3,226	3,221	3,057	3,078	Manufacture of associated nitrogen products
57,336	58,105	55,785	55,529	56,305	Manufacture of other chemical products and man-made fibres
4,030	4,262	4,151	3,910	4,156	Manufacture of pesticides and other agrochemical products
9,451	9,966	9,644	9,220	9,598	Manufacture of paints, varnishes and similar coatings ink and mastics
5,659	5,967	5,983	5,651	6,025	Manufacture of printing ink
21,711	21,322	19,568	20,826	20,034	Manufacture of soap and detergents, cleaning and polishing preparations
					Manufacture of perfumes and toilet preparations
16,082	16,137	16,006	15,458	16,062	Manufacture of photographic plates, films, sensitized paper and other sensitized unexposed materials
402	451	433	464	430	Manufacture of writing and drawing ink
27,325	26,901	27,916	28,379	28,446	Manufacture of other chemical products n.e.c.
19,310	18,765	19,668	20,019	19,899	Other industry
8,015	8,136	8,249	8,360	8,547	Manufacture of pharmaceuticals, medicinal chemical and botanical products
122,297	121,509	114,969	125,708	115,215	Manufacture of medicinal active substances to be used for their pharmacological properties in the manufacture of medicaments
6,618	6,740	7,052	6,593	7,490	Other industry
2,289	2,340	2,279	1,995	2,301	Manufacture of rubber products
17,767	18,775	19,192	17,239	19,928	Manufacture of rubber tyres for vehicles
62,537	60,077	55,214	67,263	54,281	Manufacture of interchangeable tyre treads and retreading rubber tyres
33,087	33,577	31,231	32,618	31,215	Manufacture of other products of natural or synthetic rubber, unvulcanized, vulcanized or hardened
159,013	159,633	161,005	158,191	164,502	Manufacture of other products of natural or synthetic rubber, unvulcanized, vulcanized or hardened
37,664	37,301	38,558	37,812	38,435	Rubber remilling and latex processing
50,397	50,812	51,215	49,093	52,383	Manufacture of rubber gloves
3,656	3,699	3,690	3,578	3,675	Manufacture of other rubber products n.e.c.
14,177	14,782	14,642	15,588	14,102	Manufacture of plastics products
53,120	53,040	52,901	52,120	55,907	Manufacture of semi-manufactures of plastic products
20,948	21,026	21,133	20,316	20,225	Manufacture of finished plastic products
					Manufacture of plastic articles for the packing of goods
					Manufacture of builders' plastics ware
					Manufacture of plastic tableware, kitchenware and toilet articles
					Manufacture of diverse plastic products n.e.c.
					Manufacture of glass and glass products

Jadual
Table **1.5a** : Bilangan Pekerja Bergaji Sektor Pembuatan Mengikut Kumpulan
: Number of Paid Employees of Manufacturing Sector by Group

Kod Kumpulan Group code	Keterangan Kumpulan/Tempoh	2022							
		Jan.	Feb.	Mac	Apr.	Mei	Jun	Jul.	Ogo.
162	Pembuatan produk daripada kayu, gabus, jerami dan bahan jalinan lain	67,971	67,654	65,777	65,246	67,791	67,098	66,582	66,604
16211	Pembuatan kepingan venier dan papan lapis	37,144	36,803	36,497	36,103	37,850	37,163	36,663	36,583
16212	Pembuatan papan partikel dan papan gentian	6,880	6,912	6,874	6,824	6,862	6,857	6,891	6,901
16221	Pertukangan kayu untuk jurubina	11,224	11,258	9,992	9,877	10,209	10,226	10,094	10,145
	Industri lain	12,723	12,681	12,414	12,443	12,870	12,852	12,934	12,975
170	Pembuatan kertas dan produk kertas	56,584	57,016	56,974	56,425	56,563	56,605	56,767	56,700
17010	Pembuatan pulpa, kertas dan kertas tebal	8,814	8,720	8,713	8,724	8,720	8,752	8,778	8,679
17020	Pembuatan kertas gelugur dan kertas tebal dan bekas daripada kertas dan kertas tebal	22,280	22,635	22,656	22,334	22,447	22,542	22,565	22,766
17091	Pembuatan sampul surat dan kad surat	1,746	1,730	1,713	1,675	1,731	1,739	1,736	1,734
17092	Pembuatan kertas kegunaan rumah dan pembersih peribadi	11,052	10,972	10,908	10,842	10,709	10,681	10,756	10,746
17093	Pembuatan kertas bergam atau pelekat yang berjalur atau bergulung dan label dan kertas dinding	7,232	7,527	7,510	7,426	7,547	7,467	7,448	7,388
	Industri lain	5,460	5,431	5,474	5,425	5,409	5,425	5,485	5,388
181 & 182	Percetakan, aktiviti perkhidmatan berkaitan percetakan dan penerbitan semula media rakaman	67,482	67,331	67,661	65,412	65,771	65,902	65,724	65,699
18110	Percetakan	54,758	54,616	55,001	53,211	53,646	53,801	53,663	53,614
18120 & 18200	Aktiviti perkhidmatan berkaitan percetakan & Penerbitan semula media rakaman	12,724	12,715	12,660	12,201	12,125	12,101	12,061	12,085
192 (19201 & 19202)	Pembuatan produk petroleum bertapis	17,035	17,282	17,719	17,224	17,268	17,262	17,640	17,686
201	Pembuatan kimia asas, baja dan sebatian nitrogen, plastik dan getah sintetik dalam bentuk primer	46,975	47,364	47,789	46,889	47,043	47,062	47,174	47,104
20111	Pembuatan gas perindustrian atau perubatan bukan organik dalam bentuk cecair atau mampat	5,652	5,582	5,578	5,578	5,591	5,644	5,657	5,599
20112 & 20113	Pembuatan kimia organik asas & Pembuatan sebatian bukan organik	18,105	18,175	18,429	18,299	18,319	18,299	18,506	18,507
20121 & 20129	Pembuatan baja & Pembuatan produk campuran nitrogen	9,231	9,576	9,547	8,694	8,731	8,733	8,741	8,766
20131	Pembuatan plastik dalam bentuk primer	11,210	11,221	11,408	11,370	11,323	11,338	11,214	11,227
	Industri lain	2,777	2,809	2,826	2,947	3,080	3,048	3,057	3,006
202 & 203	Pembuatan produk kimia lain dan serat buatan manusia	55,367	54,781	57,439	55,236	55,880	55,739	55,529	55,317
20210	Pembuatan racun perosak dan produk agrokimia lain	4,066	3,953	3,964	3,931	3,909	3,910	3,910	3,692
20221	Pembuatan cat, varnis dan penyadur dan mastik	9,832	9,510	11,223	9,350	9,297	9,270	9,220	9,160
20222	Pembuatan dakwat cetak	4,918	4,911	5,760	5,720	5,738	5,647	5,651	5,651
20231 & 20232	Pembuatan sabun dan bahan pencuci, penyediaan membersihkan dan mengilat & Pembuatan pewangi dan penyediaan dandanan diri	20,543	20,381	20,420	19,939	20,719	20,598	20,826	20,845
20291 & 20292 & 20299	Pembuatan plat fotografi, filem, sensitized paper dan other sensitized unexposed materials & Pembuatan dakwat menulis dan melukis & Pembuatan produk kimia lain t.t.t.l.	15,544	15,558	15,603	15,831	15,753	15,853	15,458	15,505
	Industri lain	464	468	469	465	465	461	464	464
210	Pembuatan produk farmaseutikal, kimia perubatan dan botani	24,691	24,817	24,800	28,001	27,853	27,994	28,379	28,682
21001	Pembuatan bahan aktif ubat-ubatan untuk digunakan oleh bidang farmakologi dalam pembuatan ubat-ubatan	17,532	17,718	17,686	19,720	19,615	19,648	20,019	20,244
	Industri lain	7,159	7,099	7,114	8,281	8,238	8,346	8,360	8,438
221	Pembuatan produk getah	125,135	124,663	124,905	130,436	129,975	126,655	125,708	125,716
22111	Pembuatan tayar getah untuk kenderaan	7,166	7,228	7,193	7,702	7,714	7,531	6,593	6,545
22112	Pembuatan bunga tayar yang boleh ditukar ganti dan tayar celup	2,218	2,129	2,086	2,189	2,118	1,995	1,995	2,072
22191 & 22193	Pembuatan produk lain daripada getah asli atau sintetik, tidak divulkan, divulkan atau dikeraskan & Pengilangan semula getah dan prosesan susu getah	16,928	16,741	16,690	17,530	17,379	16,952	17,239	17,441
22192	Pembuatan sarung tangan getah	65,383	64,940	65,658	68,626	68,438	67,914	67,263	66,739
22199	Pembuatan produk getah lain yang t.t.t.l.	33,441	33,625	33,278	34,389	34,327	32,264	32,618	32,920
222	Pembuatan produk plastik	152,343	151,129	155,750	157,536	156,895	156,889	158,191	158,320
22201 & 22202	Pembuatan produk plastik separa siap & Pembuatan produk plastik siap	33,435	33,192	35,934	37,138	36,993	37,667	37,812	37,666
22203	Pembuatan artikel plastik untuk pembungkusan barangan	47,719	47,285	48,717	49,077	48,773	48,901	49,093	49,392
22204	Pembuatan barangan plastik jurubina	3,375	3,357	3,605	3,626	3,569	3,559	3,578	3,561
22205	Pembuatan pinggan mangkuk, peralatan dapur dan barangan tandas daripada plastik	14,888	14,887	14,992	15,369	15,439	15,478	15,588	15,527
22209	Pembuatan pelbagai produk plastik t.t.t.l.	52,926	52,408	52,503	52,326	52,120	51,285	52,120	52,173
231 (23101 & 23102 & 23109)	Pembuatan kaca dan produk kaca	19,062	18,882	18,896	18,857	20,021	20,023	20,316	20,723

2023											Group Description/Period
Sep.	Okt.	Nov.	Dis.	Jan.	Feb.	Mac	Apr.	Mei	Jun	Jul.	
67,651	67,898	68,632	68,943	68,848	69,504	67,728	67,540	68,991	68,036	68,079	Manufacture of products of wood, cork, straw and plaiting materials
37,843	38,033	38,577	38,426	38,035	38,412	37,446	37,071	38,304	37,646	38,239	Manufacture of veneer sheets and plywood
6,678	6,721	6,534	6,419	6,275	6,387	6,345	6,261	6,553	6,563	6,555	Manufacture of particle board and fibreboard
10,050	10,001	10,249	10,830	10,966	11,134	10,642	10,772	10,752	10,645	10,417	Manufacture of builders' carpentry
13,080	13,143	13,271	13,268	13,572	13,571	13,295	13,435	13,383	13,181	12,868	Other industry
57,633	58,303	58,481	58,658	58,843	59,436	59,308	58,624	57,792	57,626	57,112	Manufacture of paper and paper products
8,848	9,025	9,128	9,259	9,269	9,407	9,332	9,352	8,476	8,473	8,462	Manufacture of pulp, paper and paperboard
23,291	23,685	23,831	23,850	23,728	23,899	23,877	23,294	23,345	23,353	23,039	Manufacture of corrugated paper and paperboard and of containers of paper and paperboard
1,775	1,762	1,659	1,692	1,745	1,798	1,789	1,760	1,785	1,769	1,776	Manufacture of envelopes and letter-card
10,874	10,895	10,850	10,818	10,909	10,821	10,723	10,671	10,669	10,515	10,347	Manufacture of household and personal hygiene paper
7,321	7,358	7,473	7,480	7,507	7,821	7,837	7,850	7,795	7,792	7,753	Manufacture of gummed or adhesive paper in strips or rolls and labels and wall paper
5,524	5,578	5,539	5,559	5,686	5,691	5,749	5,696	5,722	5,724	5,735	Other industry
65,467	68,259	69,835	70,120	70,262	69,878	70,319	69,596	70,361	68,955	68,890	Printing, service activities related to printing and reproduction of recorded media
53,444	55,755	57,227	57,286	57,387	56,975	57,476	57,255	58,072	56,770	56,668	Printing
12,023	12,504	12,608	12,834	12,875	12,904	12,843	12,341	12,289	12,185	12,222	Service activities related to printing
											Reproduction of recorded media
17,651	17,646	17,670	17,817	17,783	17,989	18,486	18,239	18,209	18,149	18,202	Manufacture of refined petroleum products
47,035	47,810	47,309	47,560	48,311	48,844	49,475	47,928	48,292	48,507	46,679	Manufacture of basic chemicals, fertilizer and nitrogen compounds, plastics and synthetic rubber in primary forms
5,628	5,773	5,777	5,802	5,975	5,984	6,315	5,952	6,194	6,155	6,137	Manufacture of liquefied or compressed inorganic industrial or medical gases
18,579	18,891	19,400	19,633	19,708	19,928	20,155	19,439	19,501	19,696	18,836	Manufacture of basic organic chemicals
8,678	8,793	7,752	7,649	7,916	8,244	8,353	7,938	7,973	7,982	7,379	Manufacture of inorganic compounds
11,143	11,330	11,323	11,413	11,569	11,465	11,428	11,404	11,384	11,453	11,248	Manufacture of fertilizers
3,008	3,022	3,058	3,063	3,145	3,224	3,226	3,194	3,240	3,221	3,078	Manufacture of associated nitrogen products
55,271	55,811	57,081	57,336	57,338	57,121	58,105	56,863	56,332	55,785	56,305	Manufacture of other chemical products and man-made fibres
3,845	3,906	4,069	4,030	4,115	4,189	4,262	4,214	4,231	4,151	4,156	Manufacture of pesticides and other agrochemical
9,162	9,261	9,342	9,451	9,842	9,396	9,966	9,650	9,670	9,644	9,598	Manufacture of paints, varnishes and similar coatings ink
5,660	5,659	5,655	5,659	5,739	5,736	5,967	5,971	5,975	5,983	6,025	Manufacture of printing ink
20,865	21,252	21,656	21,711	21,059	21,265	21,322	20,555	19,912	19,568	20,034	Manufacture of soap and detergents, cleaning and polishing preparations
15,277	15,273	15,938	16,082	16,188	16,102	16,137	16,027	16,098	16,006	16,062	Manufacture of perfumes and toilet preparations
461	460	421	402	395	434	451	447	446	433	430	Manufacture of photographic plates, films, sensitized paper and other sensitized unexposed materials
28,824	28,855	27,473	27,325	26,805	26,916	26,901	28,360	28,019	27,916	28,446	Manufacture of pharmaceuticals, medicinal chemical and botanical products
20,234	20,454	19,397	19,310	18,672	18,728	18,765	20,391	19,831	19,668	19,899	Manufacture of medicinal active substances to be used for their pharmacological properties in the manufacture of medicaments
8,590	8,401	8,076	8,015	8,133	8,188	8,136	7,969	8,188	8,249	8,547	Other industry
125,937	124,115	122,375	122,297	120,492	120,806	121,509	120,578	118,693	114,969	115,215	Manufacture of rubber products
6,534	6,557	6,648	6,618	6,645	6,712	6,740	7,232	7,218	7,052	7,490	Manufacture of rubber tyres for vehicles
2,129	2,155	2,313	2,289	2,296	2,357	2,340	2,330	2,310	2,279	2,301	Manufacture of interchangeable tyre treads and retreading rubber tyres
17,408	17,337	17,706	17,767	18,150	18,698	18,775	19,171	19,237	19,192	19,928	Manufacture of other products of natural or synthetic rubber, unvulcanized, vulcanized or hardened
66,853	65,171	62,825	62,537	59,760	59,343	60,077	58,520	57,283	55,214	54,281	Rubber remilling and latex processing
33,014	32,894	32,883	33,087	33,641	33,697	33,577	33,325	32,645	31,231	31,215	Manufacture of rubber gloves
158,506	158,013	158,891	159,013	159,500	159,940	159,633	161,351	161,657	161,005	164,502	Manufacture of plastics products
37,506	37,315	37,568	37,664	37,595	37,674	37,301	38,878	39,037	38,558	38,435	Manufacture of semi-manufactures of plastic products
49,889	50,348	50,262	50,397	50,487	51,005	50,812	51,237	51,260	51,215	52,383	Manufacture of finished plastic products
3,595	3,685	3,636	3,656	3,703	3,713	3,699	3,680	3,701	3,690	3,675	Manufacture of plastic articles for the packing of goods
15,608	14,724	14,470	14,177	14,472	14,668	14,782	14,621	14,704	14,642	14,102	Manufacture of builders' plastics ware
51,908	51,942	52,955	53,120	53,244	52,879	53,040	52,935	52,954	52,901	55,907	Manufacture of plastic tableware, kitchenware and toilet articles
											Manufacture of diverse plastic products n.e.c.
20,561	20,444	20,841	20,948	21,005	21,062	21,026	21,032	21,266	21,133	20,225	Manufacture of glass and glass products

Jadual
Table **1.5a** : Bilangan Pekerja Bergaji Sektor Pembuatan Mengikut Kumpulan
: Number of Paid Employees of Manufacturing Sector by Group

Kod Kumpulan Group code	Keterangan Kumpulan/Tempoh	2021	2022	2022		
				Q1	Q2	Q3
239	Pembuatan pengeluaran galian bukan logam t.t.t.l.	86,772	86,356	86,285	86,241	86,614
23911	Pembuatan mortar refraktori dan konkrit					
&						
23921	Pembuatan seramik bukan refraktori	11,409	10,661	10,613	10,488	10,305
23930	Pembuatan produk porselin dan seramik lain	5,100	5,248	5,067	5,122	5,284
23941	Pembuatan simen hidraulik	7,667	7,303	7,659	7,902	7,036
23951	Pembuatan konkrit dan mortar siap bancuh dan bancuhan kering	16,004	16,685	15,409	15,914	16,550
23952	Pembuatan konkrit pratuangan, simen atau artikel batu buatan yang digunakan dalam pembinaan;					
&						
23953	Pembuatan komponen struktur pasang siap untuk bangunan atau kejuruteraan awam dari simen, batu atau konkrit buatan	30,295	30,016	30,601	29,880	30,296
&						
23959	Pembuatan artikel konkrit, simen dan plaster lain t.t.t.l.					
23990	Pembuatan produk mineral bukan logam lain t.t.t.l.	8,590	8,662	8,994	8,779	8,833
	Industri lain	7,707	7,782	7,941	8,157	8,310
241 (24101 & 24102 & 24103 & 24104 & 24109)	Pembuatan besi dan keluli asas	54,326	54,534	53,134	53,724	53,779
242 (24201 & 24202 & 24209)	Pembuatan logam asas berharga dan logam bukan ferus lain	41,977	42,642	43,474	42,105	42,633
243	Pengacuan logam	14,773	14,362	15,641	14,579	14,642
251 & 252	Pembuatan produk struktur logam, tangki, takungan, penjana wap, senjata dan peluru	59,684	60,158	59,909	58,461	58,655
25113	Pembuatan pintu, tingkap dan bingkai, penutup tingkap dan pintu pagar daripada logam	40,418	40,355	40,766	39,197	38,843
&						
25119	Pembuatan produk struktur logam lain					
25120	Pembuatan tangki, takungan dan kontena daripada logam	10,948	11,447	10,865	10,928	11,574
	Industri lain	8,319	8,357	8,277	8,337	8,237
259	Pembuatan lain-lain produk yang direka daripada logam; aktiviti perkhidmatan kerja logam	96,998	99,084	99,149	96,926	98,005
25910	Tempaan, tekanan, hentakan dan bentuk gelekkan logam; serbuk metalurgi	21,823	22,151	21,931	22,023	22,744
25920	Rawatan dan penyalutan logam; menggunakan mesin	12,158	12,860	13,179	12,179	12,460
25991	Pembuatan tin untuk produk makanan dan minuman, tiub dan kotak boleh dilipat	7,800	7,655	7,758	7,672	7,651
25992	Pembuatan kabel, plaited bands (jalur/pita berpintal) dan artikel seumpamanya daripada logam	19,308	19,365	19,158	18,901	19,031
&						
25993	Pembuatan bolt, skru, nat dan produk uliran seumpamanya					
25994	Pembuatan barangan rumah daripada logam	3,194	3,168	3,315	3,188	3,027
25999	Pembuatan produk lain yang direka daripada logam t.t.t.l.	22,227	23,427	22,990	22,358	22,397
	Industri lain	10,488	10,458	10,817	10,606	10,694
261	Pembuatan komponen dan papan elektronik	218,374	234,460	221,659	226,483	231,236
26101	Pembuatan diod, transistor dan alatan semikonduktor yang seumpamanya	119,761	127,805	121,453	124,849	127,593
&						
26102	Pembuatan litar elektronik bersepadu dengan pemasangan mikro					
26103	Pembuatan kapasitor dan perintang elektrik					
&						
26104	Pembuatan papan litar bercetak	84,490	92,370	85,967	87,023	89,380
&						
26105	Pembuatan komponen paparan					
26109	Pembuatan komponen lain untuk aplikasi elektronik	14,124	14,285	14,240	14,612	14,263
262 (26201 & 26202)	Pembuatan komputer dan kelengkapan peranti	65,839	69,667	66,588	67,693	68,367
263/ 26300	Pembuatan peralatan komunikasi	24,324	26,230	24,324	25,314	26,196
264/ 26400	Pembuatan peralatan elektronik pengguna	33,782	35,099	33,826	35,326	35,695
265	Pembuatan kelengkapan mengukur, menguji, memandu arah dan kawalan; jam tangan dan jam	29,332	31,734	29,638	29,895	30,947
26511	Pembuatan kelengkapan mengukur, menguji, memandu arah dan kawalan	22,605	24,604	22,640	22,845	23,808
&						
26512	Pembuatan kelengkapan kawalan proses perindustrian					
26520	Pembuatan jam tangan dan jam dan bahagiannya	6,727	7,131	6,998	7,049	7,139
266/ 26600	Pembuatan peralatan penyinaran, perubatan elektro dan elektroterapeutik	12,927	13,120	12,827	12,938	13,139

2023		2022		2023		Group Description/Period
Q4	Q1	Q2	(Jan. - Jul.)	(Jan. - Jul.)		
86,356	84,597	86,275	86,684	87,570		Manufacture of non-metallic mineral products n.e.c.
10,661	9,930	9,940	10,482	9,711		Manufacture of refractory mortars and concretes
5,248	4,429	4,517	5,245	4,584		Manufacture of non-refractory ceramic
7,303	7,152	7,117	7,918	7,381		Manufacture of other porcelain and ceramic products
16,685	15,664	15,793	15,865	16,281		Manufacture of hydraulic cement
						Manufacture of ready-mix and dry-mix concrete and mortars
						Manufacture of precast concrete, cement or artificial stone articles for use in construction
30,016	30,811	31,744	30,237	31,840		Manufacture of prefabricated structural components for building or civil engineering of cement, concrete or artificial stone
						Manufacture of other articles of concrete, cement and plaster n.e.c.
8,662	8,532	8,805	8,814	9,307		Manufacture of other non-metallic mineral products n.e.c.
7,782	8,081	8,360	8,123	8,466		Other industry
54,534	54,032	54,571	53,707	54,393		Manufacture of basic iron and steel
42,642	43,283	41,983	42,521	42,129		Manufacture of basic precious and other non-ferrous metals
14,362	15,271	14,598	14,664	14,579		Casting of metals
60,158	60,572	59,198	58,305	59,123		Manufacture of structural metal products, tanks, reservoirs , steam generators , weapons and ammunition
40,355	40,398	39,265	38,893	39,519		Manufacture of metal doors, windows and their frames, shutters and gates
11,447	11,540	11,296	11,029	11,205		Manufacture of other structural metal products
8,357	8,633	8,637	8,383	8,400		Manufacture of tanks, reservoirs and containers of metal
99,084	101,196	99,035	96,892	99,938		Manufacture of other fabricated metal products; metal working service activities
22,151	21,696	20,746	21,806	21,395		Forging, pressing, stamping and roll-forming of metal; powder metallurgy
12,860	13,812	13,007	12,415	12,885		Treatment and coating of metals; machining
7,655	7,797	7,547	7,724	7,631		Manufacture of tins and cans for food products, collapsible tubes and boxes
19,365	19,498	19,500	18,945	19,839		Manufacture of metal cable, plaited bands and similar articles
3,168	3,374	3,354	3,008	3,352		Manufacture of bolts, screws, nuts and similar threaded products
23,427	23,789	23,520	22,278	23,414		Manufacture of metal household articles
10,458	11,228	11,362	10,716	11,421		Manufacture of any other fabricated metal products n.e.c.
234,460	236,008	242,587	227,591	236,704		Manufacture of electronic components and boards
127,805	127,630	130,000	125,551	127,640		Manufacture of diodes, transistors and similar semiconductor devices
						Manufacture of electronic integrated circuits micro assemblies
						Manufacture of electrical capacitors and resistors
92,370	94,113	97,567	87,549	94,153		Manufacture of printed circuit boards
						Manufacture of display components
14,285	14,265	15,021	14,491	14,911		Manufacture of other components for electronic applications
69,667	66,793	66,941	67,694	66,536		Manufacture of computers and peripheral equipment
26,230	25,929	26,504	25,435	24,800		Manufacture of communication equipment
35,099	34,130	34,337	35,808	33,943		Manufacture of consumer electronics
31,734	32,146	32,143	30,282	31,626		Manufacture of measuring, testing, navigating and control equipment; watches and clocks
24,604	24,911	25,311	23,211	24,810		Manufacture of measuring, testing, navigating and control equipment
7,131	7,236	6,832	7,070	6,816		Manufacture of industrial process control equipment
13,120	13,055	13,114	13,008	11,988		Manufacture of watches and clocks and parts
						Manufacture of irradiation, electromedical and electrotherapeutic equipment

Jadual Table **1.5a** : Bilangan Pekerja Bergaji Sektor Pembuatan Mengikut Kumpulan
: Number of Paid Employees of Manufacturing Sector by Group

Kod Kumpulan Group code	Keterangan Kumpulan/Tempoh	2022							
		Jan.	Feb.	Mac	Apr.	Mei	Jun	Jul.	Ogo.
239	Pembuatan pengeluaran galian bukan logam t.t.t.l.	87,601	86,032	86,285	86,714	86,045	86,241	86,684	86,089
23911	Pembuatan mortar refraktori dan konkrit								
&									
23921	Pembuatan seramik bukan refraktori	10,694	10,459	10,613	10,507	10,476	10,488	10,482	10,418
23930	Pembuatan produk porselin dan seramik lain	5,190	5,132	5,067	5,030	5,101	5,122	5,245	5,272
23941	Pembuatan simen hidraulik	7,687	7,697	7,659	7,888	7,915	7,902	7,918	6,905
23951	Pembuatan konkrit dan mortar siap bancuh dan bancuhan kering	16,143	15,368	15,409	16,087	15,880	15,914	15,865	16,317
23952	Pembuatan konkrit pratuangan, simen atau artikel batu buatan yang digunakan dalam pembinaan;								
&									
23953	Pembuatan komponen struktur pasang siap untuk bangunan atau kejuruteraan awam dari simen, batu atau konkrit buatan	30,821	30,287	30,601	30,102	29,809	29,880	30,237	30,084
&									
23959	Pembuatan artikel konkrit, simen dan plaster lain t.t.t.l.								
23990	Pembuatan produk mineral bukan logam lain t.t.t.l.	8,927	9,021	8,994	8,949	8,773	8,779	8,814	8,792
	Industri lain	8,139	8,067	7,941	8,150	8,090	8,157	8,123	8,301
241 (24101 & 24102 & 24103 & 24104 & 24109)	Pembuatan besi dan keluli asas	54,006	52,709	53,134	53,358	53,314	53,724	53,707	53,646
242 (24201 & 24202 & 24209)	Pembuatan logam asas berharga dan logam bukan ferus lain	42,550	43,684	43,474	43,758	43,254	42,105	42,521	42,554
243	Pengacuan logam	15,364	15,691	15,641	14,651	14,485	14,579	14,664	14,580
251 & 252	Pembuatan produk struktur logam, tangki, takungan, penjana wap, senjata dan peluru	59,751	59,357	59,909	59,372	59,608	58,461	58,305	58,501
25113	Pembuatan pintu, tingkap dan bingkai, penutup tingkap dan pintu pagar daripada logam	40,558	40,308	40,766	40,145	40,337	39,197	38,893	38,804
&									
25119	Pembuatan produk struktur logam lain								
25120	Pembuatan tangki, takungan dan kontena daripada logam	10,864	10,907	10,865	10,975	11,013	10,928	11,029	11,182
	Industri lain	8,330	8,142	8,277	8,252	8,258	8,337	8,383	8,515
259	Pembuatan lain-lain produk yang direka daripada logam; aktiviti perkhidmatan kerja logam	97,460	97,873	99,149	97,668	97,373	96,926	96,892	97,243
25910	Tempaan, tekanan, hentakan dan bentuk gelekkan logam; serbuk metalurgi	22,053	22,104	21,931	21,897	22,087	22,023	21,806	22,305
25920	Rawatan dan penyalutan logam; menggunakan mesin	12,243	12,636	13,179	12,435	12,331	12,179	12,415	12,344
25991	Pembuatan tin untuk produk makanan dan minuman, tiub dan kotak boleh dilipat	7,949	7,881	7,758	7,842	7,624	7,672	7,724	7,759
25992	Pembuatan kabel, plaited bands (jalur/pita berpintal) dan artikel seumpamanya daripada logam								
&									
25993	Pembuatan bolt, skru, nat dan produk uliran seumpamanya	19,189	19,230	19,158	18,932	18,881	18,901	18,945	19,007
25994	Pembuatan barangan rumah daripada logam	3,174	3,202	3,315	3,213	3,258	3,188	3,008	3,029
25999	Pembuatan produk lain yang direka daripada logam t.t.t.l.	22,348	22,213	22,990	22,578	22,538	22,358	22,278	22,186
	Industri lain	10,504	10,607	10,817	10,771	10,655	10,606	10,716	10,614
261	Pembuatan komponen dan papan elektronik	217,493	219,452	221,659	223,410	223,914	226,483	227,591	229,495
26101	Pembuatan diod, transistor dan alatan semikonduktor yang seumpamanya								
&									
26102	Pembuatan litar elektronik bersepadu dengan pemasangan mikro	118,738	119,920	121,453	123,132	123,368	124,849	125,551	127,253
26103	Pembuatan kapasitor dan perintang elektrik								
&									
26104	Pembuatan papan litar bercetak	84,511	85,312	85,967	85,852	85,870	87,023	87,549	87,851
&									
26105	Pembuatan komponen paparan								
26109	Pembuatan komponen lain untuk aplikasi elektronik	14,244	14,220	14,240	14,426	14,676	14,612	14,491	14,391
262 (26201 & 26202)	Pembuatan komputer dan kelengkapan peranti	66,148	66,213	66,588	66,284	67,298	67,693	67,694	68,390
263/ 26300	Pembuatan peralatan komunikasi	24,003	24,284	24,324	24,524	24,928	25,314	25,435	25,770
264/ 26400	Pembuatan peralatan elektronik pengguna	34,126	33,941	33,826	34,526	34,949	35,326	35,808	37,486
265	Pembuatan kelengkapan mengukur, menguji, memandu arah dan kawalan; jam tangan dan jam	29,553	29,454	29,638	29,550	29,537	29,895	30,282	30,749
26511	Pembuatan kelengkapan mengukur, menguji, memandu arah dan kawalan	22,822	22,666	22,640	22,651	22,611	22,845	23,211	23,624
&									
26512	Pembuatan kelengkapan kawalan proses perindustrian								
26520	Pembuatan jam tangan dan jam dan bahagiannya	6,731	6,787	6,998	6,899	6,926	7,049	7,070	7,125
266/ 26600	Pembuatan peralatan penyinaran, perubatan elektro dan elektroterapeutik	12,854	12,808	12,827	12,714	12,827	12,938	13,008	13,136

2023											Group Description/Period
Sep.	Okt.	Nov.	Dis.	Jan.	Feb.	Mac	Apr.	Mei	Jun	Jul.	
86,614	86,623	86,667	86,356	86,764	84,734	84,597	85,017	85,642	86,275	87,570	Manufacture of non-metallic mineral products n.e.c. <i>Manufacture of refractory mortars and concretes</i>
10,305	10,352	10,732	10,661	10,126	9,968	9,930	9,889	9,837	9,940	9,711	<i>Manufacture of non-refractory ceramic</i>
5,284	5,277	5,240	5,248	5,261	4,449	4,429	4,384	4,534	4,517	4,584	<i>Manufacture of other porcelain and ceramic products</i>
7,036	7,043	7,344	7,303	7,410	7,413	7,152	7,130	7,145	7,117	7,381	<i>Manufacture of hydraulic cement</i>
16,550	16,585	16,883	16,685	16,853	15,890	15,664	15,652	15,833	15,793	16,281	<i>Manufacture of ready-mix and dry-mix concrete and mortars</i> <i>Manufacture of precast concrete, cement or artificial stone articles for use in construction</i> <i>Manufacture of prefabricated structural components for building or civil engineering of cement, concrete or artificial stone</i> <i>Manufacture of other articles of concrete, cement and plaster n.e.c.</i>
30,296	30,466	29,939	30,016	30,459	30,305	30,811	31,153	31,352	31,744	31,840	<i>Manufacture of other non-metallic mineral products n.e.c.</i>
8,833	8,596	8,624	8,662	8,558	8,621	8,532	8,618	8,764	8,805	9,307	<i>Other industry</i>
8,310	8,305	7,905	7,782	8,097	8,088	8,081	8,189	8,177	8,360	8,466	
53,779	54,665	54,524	54,534	54,998	53,259	54,032	54,039	54,449	54,571	54,393	Manufacture of basic iron and steel
42,633	42,565	42,523	42,642	42,836	43,852	43,283	43,049	42,949	41,983	42,129	Manufacture of basic precious and other non-ferrous metals
14,642	14,763	14,411	14,362	14,866	15,369	15,271	14,889	14,682	14,598	14,579	Casting of metals
58,655	58,569	58,615	60,158	59,926	60,142	60,572	59,650	60,307	59,198	59,123	Manufacture of structural metal products, tanks, reservoirs , steam generators , weapons and ammunition <i>Manufacture of metal doors, windows and their frames, shutters and gates</i> <i>Manufacture of other structural metal products</i> <i>Manufacture of tanks, reservoirs and containers of metal</i>
38,843	38,649	38,764	40,355	40,023	40,175	40,398	39,796	40,239	39,265	39,519	
11,574	11,564	11,534	11,447	11,429	11,507	11,540	11,227	11,368	11,296	11,205	<i>Other industry</i>
8,237	8,356	8,318	8,357	8,474	8,460	8,633	8,626	8,700	8,637	8,400	
98,005	97,929	98,098	99,084	100,149	101,147	101,196	99,821	99,997	99,035	99,938	Manufacture of other fabricated metal products; metal working service activities <i>Forging, pressing, stamping and roll-forming of metal; powder metallurgy</i> <i>Treatment and coating of metals; machining</i> <i>Manufacture of tins and cans for food products, collapsible tubes and boxes</i> <i>Manufacture of metal cable, plaited bands and similar articles</i> <i>Manufacture of bolts, screws, nuts and similar threaded products</i> <i>Manufacture of metal household articles</i> <i>Manufacture of any other fabricated metal products n.e.c.</i>
22,744	22,490	22,122	22,151	22,317	21,794	21,696	21,086	21,096	20,746	21,395	
12,460	12,682	12,519	12,860	12,990	13,420	13,812	13,194	13,133	13,007	12,885	
7,651	7,595	7,693	7,655	7,925	7,926	7,797	7,461	7,478	7,547	7,631	
19,031	19,135	19,405	19,365	19,603	19,804	19,498	19,600	19,649	19,500	19,839	<i>Other industry</i>
3,027	3,023	3,178	3,168	3,224	3,222	3,374	3,420	3,399	3,354	3,352	
22,397	22,394	22,712	23,427	23,533	24,024	23,789	23,792	23,865	23,520	23,414	
10,694	10,610	10,469	10,458	10,557	10,956	11,228	11,269	11,378	11,362	11,421	
231,236	230,820	232,722	234,460	232,601	235,331	236,008	240,519	242,132	242,587	236,704	Manufacture of electronic components and boards <i>Manufacture of diodes, transistors and similar semiconductor devices</i> <i>Manufacture of electronic integrated circuits micro assemblies</i> <i>Manufacture of electrical capacitors and resistors</i> <i>Manufacture of printed circuit boards</i> <i>Manufacture of display components</i> <i>Manufacture of other components for electronic applications</i>
127,593	127,100	126,922	127,805	125,741	127,188	127,630	132,595	130,700	130,000	127,640	
89,380	89,568	91,413	92,370	92,577	93,866	94,113	93,703	96,536	97,567	94,153	
14,263	14,152	14,388	14,285	14,283	14,277	14,265	14,221	14,897	15,021	14,911	
68,367	67,995	70,189	69,667	66,447	66,566	66,793	66,430	67,101	66,941	66,536	Manufacture of computers and peripheral equipment
26,196	26,094	26,072	26,230	26,067	25,910	25,929	26,167	26,399	26,504	24,800	Manufacture of communication equipment
35,695	35,631	35,379	35,099	34,397	34,161	34,130	33,564	34,215	34,337	33,943	Manufacture of consumer electronics
30,947	31,136	31,633	31,734	31,749	32,153	32,146	32,093	32,335	32,143	31,626	Manufacture of measuring, testing, navigating and control equipment; watches and clocks <i>Manufacture of measuring, testing, navigating and control equipment</i> <i>Manufacture of industrial process control equipment</i> <i>Manufacture of watches and clocks and parts</i>
23,808	24,010	24,534	24,604	24,687	25,020	24,911	24,945	25,343	25,311	24,810	
7,139	7,126	7,099	7,131	7,062	7,133	7,236	7,148	6,991	6,832	6,816	
13,139	13,185	13,176	13,120	13,142	13,004	13,055	12,999	13,097	13,114	11,988	Manufacture of irradiation, electromedical and electrotherapeutic equipment

Jadual
Table **1.5a** : Bilangan Pekerja Bergaji Sektor Pembuatan Mengikut Kumpulan
: Number of Paid Employees of Manufacturing Sector by Group

Kod Kumpulan Group code	Keterangan Kumpulan/Tempoh	2021	2022	2022		
				Q1	Q2	Q3
267 (26701 & 26702) & 268 (26800)	Pembuatan peralatan optikal, kelengkapan fotografi, media magnetik dan optikal	5,900	5,818	5,643	5,936	5,999
271	Pembuatan motor elektrik, penjana, transformer dan perkakasan pengagihan dan pengawalan elektrik	43,287	44,502	43,237	42,382	44,414
	27101 Pembuatan motor elektrik, penjana dan transformer	19,041	18,608	19,128	18,606	18,852
	27102 Pembuatan perkakasan pengagihan dan pengawalan elektrik	24,245	25,894	24,109	23,776	25,562
272/ 27200	Pembuatan bateri dan akumulator	8,019	8,687	8,489	8,318	8,849
273	Pembuatan pendawaian dan peranti pendawaian	24,181	24,074	23,924	24,331	24,275
	27310 Pembuatan kabel gentian optikal	887	926	937	966	1,026
	27320 Pembuatan wayar dan kabel elektronik dan elektrik lain	21,561	21,825	21,213	21,614	21,499
	27330 Pembuatan alatan pendawaian pembawa dan bukan pembawa arus untuk litar elektrik (tanpa mengira jenis bahan)	1,733	1,323	1,774	1,751	1,750
274/ 27400	Pembuatan kelengkapan pencahayaan elektrik	3,692	3,656	3,642	3,790	4,043
275/ 27500	Pembuatan perkakasan domestik	15,318	14,844	15,787	15,552	14,968
279/ 27900	Pembuatan kelengkapan elektrik lain	7,583	7,818	7,727	7,812	7,686
281 & 282	Pembuatan jentera kegunaan umum dan kegunaan khas	92,969	96,289	93,591	96,289	95,616
	28120 Pembuatan alat-alat kuasa bendalir &					
	28130 Pembuatan pam, pemampat, kepala paip dan injap lain	7,625	7,548	7,756	7,565	7,475
	28180 Pembuatan alatan tangan yang menggunakan kuasa dilengkapkan dengan motor elektrik atau bukan motor elektrik atau pneumatik &	22,560	22,093	22,721	22,846	22,359
	28220 Pembuatan jentera pembentukan logam dan alatan mesin					
	28192 Pembuatan mesin penyaman udara, termasuk untuk kenderaan bermotor	8,760	10,104	9,434	9,295	9,670
	28290 Pembuatan lain-lain mesin bertujuan khas t.t.t.l. Industri lain	9,574 44,450	9,303 47,242	9,900 43,781	9,860 46,723	9,283 46,829
291 (29101 & 29102)	Pembuatan kenderaan bermotor	24,246	25,340	24,441	24,590	25,233
292/ 29200	Pembuatan kerangka (<i>coachwork</i>) untuk kenderaan bermotor; pembuatan treler dan semi treler	6,504	7,336	6,672	6,905	7,078
293/ 29300	Pembuatan alat ganti dan aksesori untuk kenderaan bermotor	53,048	54,158	53,903	54,279	54,005
301 (30110 & 30120)	Pembinaan kapal dan bot	12,847	13,936	13,252	13,269	13,692
302, 303, 304 & 309	Pembuatan lokomotif keretapi, <i>rolling stock</i> , kapal angkasa dan udara, jentera berkaitan, kenderaan tempur ketenteraan, dan kelengkapan pengangkutan t.t.t.l.	28,749	29,491	30,075	29,704	30,033
	30910 Pembuatan motosikal	11,399	11,782	11,960	11,574	11,822
	30920 Pembuatan basikal dan <i>invalid carriages</i> Industri lain	3,222 14,129	3,464 14,244	3,428 14,688	3,554 14,577	3,567 14,644
310	Pembuatan perabot	76,839	77,294	78,959	79,824	78,998
	31001 Pembuatan perabot kayu dan rotan Industri lain	58,845 17,994	59,201 18,092	60,777 18,182	61,735 18,088	60,915 18,083
321 (32110 & 32120)	Pembuatan barang kemas, <i>bijouterie</i> dan artikel berkaitan	5,401	5,577	5,335	5,278	5,375
322, 325 & 329	Pembuatan instrumen muzik, peralatan dan bekalan perubatan dan pergigian dan pembuatan lain t.t.t.l.	26,303	27,237	26,627	26,857	27,241
	32901 Pembuatan alat tulis Industri lain	6,332 19,972	6,191 21,046	6,137 20,490	6,149 20,708	6,281 20,960
323/ 32300	Pembuatan barangan sukan	2,667	2,723	2,614	2,605	2,639
324/ 32400	Pembuatan permainan dan mainan	4,851	5,251	4,936	5,039	5,439
331 & 332	Pembaikan pemasangan produk logam, jentera, kelengkapan dan pemasangan jentera perindustrian dan kelengkapan	41,456	42,314	42,865	43,016	41,867
	33150 Pembaikan dan penyelenggaraan kelengkapan pengangkutan kecuali motosikal dan basikal Industri lain	6,594 34,861	6,891 35,423	6,667 36,198	6,739 36,276	6,625 35,242
Jumlah Pembuatan		2,259,619	2,335,435	2,287,325	2,297,905	2,316,961

2023		2022		2023	Group Description/Period
Q4	Q1	Q2	(Jan. - Jul.)	(Jan. - Jul.)	
5,818	5,980	5,853	5,857	5,800	Manufacture of optical instruments, photographic equipment, magnetic and optical media
44,502	44,617	43,394	43,008	44,057	Manufacture of electric motors, generators, transformers and electricity distribution and control apparatus
18,608	18,928	18,215	18,555	18,430	Manufacture of electric motors, generators and transformers
25,894	25,689	25,179	24,453	25,627	Manufacture of electricity distribution and control apparatus
8,687	8,624	8,589	8,198	8,534	Manufacture of batteries and accumulators
24,074	24,299	23,545	23,984	23,357	Manufacture of wiring and wiring devices
926	949	975	999	960	Manufacture of fibre optic cables
21,825	21,892	21,073	21,238	20,962	Manufacture of other electronic and electric wires and cables
1,323	1,459	1,496	1,746	1,435	Manufacture of current -carrying and non current-carrying wiring devices for electrical circuits regardless of material
3,656	3,624	3,555	3,953	3,684	Manufacture of electric lighting equipment
14,844	15,597	15,738	15,266	15,447	Manufacture of domestic appliances
7,818	7,873	7,726	7,847	7,800	Manufacture of other electrical equipment
96,289	97,105	98,507	95,670	96,005	Manufacture of general-purpose and special-purpose machinery
7,548	7,916	7,978	7,582	7,893	Manufacture of fluid power equipment
22,093	22,879	23,370	22,405	22,959	Manufacture of other pumps, compressors, taps and valves
10,104	10,320	9,918	9,487	8,977	Manufacture of power-driven hand tools with self-contained electric or non-electric motor or pneumatic drives
9,303	9,516	9,741	9,850	9,791	Manufacture of metal-forming machinery and machine tools
47,242	46,473	47,499	46,346	46,385	Manufacture of air-conditioning machines, including for motor vehicles
25,340	24,538	24,742	25,068	25,324	Manufacture of other special-purpose machinery n.e.c.
7,336	7,572	7,608	6,862	7,726	Other industry
54,158	54,927	54,735	54,106	54,809	Manufacture of motor vehicles
13,936	14,201	14,379	13,607	14,709	Manufacture of bodies (coachwork) for motor vehicles; manufacture of trailers and semi-trailers
29,491	30,053	29,372	29,633	29,691	Manufacture of parts and accessories for motor vehicles
11,782	12,510	11,955	11,425	12,748	Building of ships and boats
3,464	3,241	3,048	3,562	2,633	Manufacture of railway locomotives, rolling stock, air and spacecraft, related machinery, military fighting vehicles and transport equipment n.e.c
14,244	14,302	14,368	14,647	14,309	Manufacture of motorcycles
77,294	79,337	80,585	78,338	80,271	Manufacture of bicycles and invalid carriages
59,201	60,595	61,797	60,345	61,612	Other industry
18,092	18,742	18,787	17,993	18,659	Manufacture of furniture
5,577	6,107	5,818	5,351	5,567	Manufacture of wooden and cane furniture
27,237	27,190	27,092	27,270	28,373	Other industry
6,191	6,062	5,971	6,263	6,038	Manufacture of jewellery, bijouterie and related articles
21,046	21,129	21,121	21,006	22,335	Manufacture of musical instruments, medical and dental instruments and supplies and other manufacturing n.e.c.
2,723	2,585	2,583	2,615	2,581	Manufacture of stationery
5,251	5,052	4,999	5,317	4,549	Other industry
42,314	43,583	43,593	42,826	44,126	Manufacture of sports goods
6,891	7,280	7,339	6,640	7,271	Manufacture of games and toys
35,423	36,302	36,254	36,187	36,855	Repair of fabricated metal products, machinery and equipment and installation of industrial machinery and equipment
2,335,435	2,351,269	2,345,574	2,300,906	2,340,123	Repair and maintenance of transport equipment except motorcycles and bicycles
					Other industry
					Total Manufacturing

Jadual
Table **1.5a** : Bilangan Pekerja Bergaji Sektor Pembuatan Mengikut Kumpulan
: Number of Paid Employees of Manufacturing Sector by Group

Kod Kumpulan Group code	Keterangan Kumpulan/Tempoh	2022							
		Jan.	Feb.	Mac	Apr.	Mei	Jun	Jul.	Ogo.
267 (26701 & 26702) & 268 (26800)	Pembuatan peralatan optikal, kelengkapan fotografi, media magnetik dan optikal	5,601	5,674	5,643	5,859	5,822	5,936	5,857	6,021
271	Pembuatan motor elektrik, penjana, transformer dan perkakasan pengagihan dan pengawalan elektrik	43,546	43,361	43,237	42,301	42,223	42,382	43,008	44,102
	27101 Pembuatan motor elektrik, penjana dan transformer	19,281	19,161	19,128	18,574	18,675	18,606	18,555	18,619
	27102 Pembuatan perkakasan pengagihan dan pengawalan elektrik	24,265	24,200	24,109	23,727	23,549	23,776	24,453	25,483
272/ 27200	Pembuatan bateri dan akumulator	8,030	8,513	8,489	8,388	8,110	8,318	8,198	8,389
273	Pembuatan pendawaian dan peranti pendawaian	24,094	23,788	23,924	24,027	24,295	24,331	23,984	24,548
	27310 Pembuatan kabel gantian optikal	884	884	937	946	962	966	999	1,016
	27320 Pembuatan wayar dan kabel elektronik dan elektrik lain	21,457	21,151	21,213	21,312	21,591	21,614	21,238	21,781
	27330 Pembuatan alatan pendawaian pembawa dan bukan pembawa arus untuk litar elektrik (tanpa mengira jenis bahan)	1,753	1,753	1,774	1,770	1,742	1,751	1,746	1,750
274/ 27400	Pembuatan kelengkapan pencahayaan elektrik	3,705	3,698	3,642	3,652	3,669	3,790	3,953	3,942
275/ 27500	Pembuatan perkakasan domestik	15,393	15,300	15,787	15,574	15,530	15,552	15,266	15,415
279/ 27900	Pembuatan kelengkapan elektrik lain	7,631	7,593	7,727	7,697	7,731	7,812	7,847	7,938
281 & 282	Pembuatan jentera kegunaan umum dan kegunaan khas	93,820	95,057	93,591	94,805	94,870	96,289	95,670	95,818
	28120 Pembuatan alat-alat kuasa bendalir &								
	28130 Pembuatan pam, pemampat, kepala paip dan injap lain	7,649	7,703	7,756	7,678	7,602	7,565	7,582	7,542
	28180 Pembuatan alatan tangan yang menggunakan kuasa dilengkapkan dengan motor elektrik atau bukan motor elektrik atau pneumatik &	22,670	23,030	22,721	22,797	22,805	22,846	22,405	22,395
	28220 Pembuatan jentera pembentukan logam dan alatan mesin								
	28192 Pembuatan mesin penyaman udara, termasuk untuk kenderaan bermotor	9,300	9,415	9,434	9,334	9,328	9,295	9,487	9,593
	28290 Pembuatan lain-lain mesin bertujuan khas t.t.t.l. Industri lain	9,728	9,855	9,900	9,955	9,888	9,860	9,850	9,696
		44,473	45,054	43,781	45,041	45,247	46,723	46,346	46,591
291 (29101 & 29102)	Pembuatan kenderaan bermotor	24,294	24,524	24,441	24,098	23,870	24,590	25,068	25,180
292/ 29200	Pembuatan kerangka (coachwork) untuk kenderaan bermotor; pembuatan treler dan semi treler	6,514	6,757	6,672	6,814	6,796	6,905	6,862	6,937
293/ 29300	Pembuatan alat ganti dan aksesori untuk kenderaan bermotor	53,581	53,814	53,903	54,112	54,234	54,279	54,106	53,973
301 (30110 & 30120)	Pembinaan kapal dan bot	13,103	13,066	13,252	13,056	13,129	13,269	13,607	13,669
302, 303, 304 & 309	Pembuatan lokomotif keretapi, rolling stock, kapal angkasa dan udara, jentera berkaitan, kenderaan tempur ketenteraan, dan kelengkapan pengangkutan t.t.t.l.	29,738	29,978	30,075	29,858	29,733	29,704	29,633	29,736
	30910 Pembuatan motosikal	11,680	11,785	11,960	11,684	11,512	11,574	11,425	11,539
	30920 Pembuatan basikal dan invalid carriages Industri lain	3,442	3,431	3,428	3,458	3,515	3,554	3,562	3,500
		14,616	14,763	14,688	14,716	14,705	14,577	14,647	14,696
310	Pembuatan perabot	78,359	78,533	78,959	80,154	79,616	79,824	78,338	78,497
	31001 Pembuatan perabot kayu dan rotan Industri lain	60,314	60,211	60,777	61,922	61,540	61,735	60,345	60,650
		18,045	18,322	18,182	18,232	18,076	18,088	17,993	17,846
321 (32110 & 32120)	Pembuatan barang kemas, bijouterie dan artikel berkaitan	5,507	5,602	5,335	5,409	5,403	5,278	5,351	5,328
322, 325 & 329	Pembuatan instrumen muzik, peralatan dan bekalan perubatan dan pergigian dan pembuatan lain t.t.t.l.	26,385	26,487	26,627	26,676	26,786	26,857	27,270	27,293
	32901 Pembuatan alat tulis Industri lain	6,288	6,308	6,137	6,181	6,199	6,149	6,263	6,272
		20,097	20,180	20,490	20,496	20,587	20,708	21,006	21,020
323/ 32300	Pembuatan barangan sukan	2,692	2,606	2,614	2,625	2,640	2,605	2,615	2,637
324/ 32400	Pembuatan permainan dan mainan	4,853	5,006	4,936	4,833	4,925	5,039	5,317	5,337
331 & 332	Pembaikan pemasangan produk logam, jentera, kelengkapan dan pemasangan jentera perindustrian dan kelengkapan	42,529	42,470	42,865	43,097	43,347	43,016	42,826	42,276
	33150 Pembaikan dan penyelenggaraan kelengkapan pengangkutan kecuali motosikal dan basikal Industri lain	6,754	6,628	6,667	6,724	6,709	6,739	6,640	6,601
		35,775	35,842	36,198	36,373	36,638	36,276	36,187	35,675
Jumlah Pembuatan		2,274,146	2,275,927	2,287,325	2,291,470	2,296,686	2,297,905	2,300,906	2,309,353

2023											Group Description/Period
Sep.	Okt.	Nov.	Dis.	Jan.	Feb.	Mac	Apr.	Mei	Jun	Jul.	
5,999	5,997	5,740	5,818	6,019	5,956	5,980	5,891	5,916	5,853	5,800	Manufacture of optical instruments, photographic equipment, magnetic and optical media
44,414	44,512	44,336	44,502	44,702	44,495	44,617	43,615	43,288	43,394	44,057	Manufacture of electric motors, generators, transformers and electricity distribution and control
18,852	18,783	18,521	18,608	19,030	18,915	18,928	18,370	18,325	18,215	18,430	Manufacture of electric motors, generators and
25,562	25,728	25,815	25,894	25,672	25,580	25,689	25,245	24,962	25,179	25,627	Manufacture of electricity distribution and control
8,849	8,955	8,635	8,687	8,689	8,630	8,624	8,538	8,587	8,589	8,534	Manufacture of batteries and accumulators
24,275	24,337	24,749	24,074	23,949	24,428	24,299	24,434	23,557	23,545	23,357	Manufacture of wiring and wiring devices
1,026	1,022	929	926	936	941	949	961	974	975	960	Manufacture of fibre optic cables
21,499	21,583	22,072	21,825	21,586	22,060	21,892	21,973	21,087	21,073	20,962	Manufacture of other electronic and electric wires and
1,750	1,732	1,748	1,323	1,427	1,427	1,459	1,501	1,496	1,496	1,435	Manufacture of current -carrying and non current-carrying wiring devices for electrical circuits regardless of material
4,043	4,012	3,632	3,656	3,601	3,521	3,624	3,528	3,501	3,555	3,684	Manufacture of electric lighting equipment
14,968	15,273	14,704	14,844	14,901	14,932	15,597	15,371	15,888	15,738	15,447	Manufacture of domestic appliances
7,686	7,725	7,819	7,818	7,905	7,882	7,873	7,782	7,741	7,726	7,800	Manufacture of other electrical equipment
95,616	96,128	96,173	96,289	96,996	98,086	97,105	97,395	96,815	98,507	96,005	Manufacture of general-purpose and special-purpose machinery
7,475	7,522	7,568	7,548	7,902	7,976	7,916	7,874	7,856	7,978	7,893	Manufacture of fluid power equipment
22,359	22,294	22,175	22,093	22,213	22,593	22,879	22,934	22,787	23,370	22,959	Manufacture of other pumps, compressors, taps and valves
9,670	9,688	9,905	10,104	10,379	10,517	10,320	10,248	9,980	9,918	8,977	Manufacture of power-driven hand tools with self-contained electric or non-electric motor or pneumatic drives
9,283	9,326	9,213	9,303	9,397	9,530	9,516	9,637	9,689	9,741	9,791	Manufacture of air-conditioning machines, including for motor vehicles
46,829	47,297	47,312	47,242	47,104	47,471	46,473	46,702	46,503	47,499	46,385	Manufacture of other special-purpose machinery n.e.c.
25,233	25,217	25,233	25,340	25,254	24,684	24,538	24,501	24,840	24,742	25,324	Other industry
7,078	7,084	6,998	7,336	7,361	7,676	7,572	7,590	7,595	7,608	7,726	Manufacture of motor vehicles
54,005	54,085	54,084	54,158	54,385	54,728	54,927	54,833	55,002	54,735	54,809	Manufacture of bodies (coachwork) for motor vehicles; manufacture of trailers and semi-trailers
13,692	14,008	14,044	13,936	14,356	14,389	14,201	14,031	14,262	14,379	14,709	Manufacture of parts and accessories for motor vehicles
30,033	29,678	29,559	29,491	29,937	29,923	30,053	29,681	29,565	29,372	29,691	Building of ships and boats
11,822	11,757	11,782	11,782	12,113	12,233	12,510	12,163	11,853	11,955	12,748	Manufacture of railway locomotives, rolling stock, air and spacecraft, related machinery, military fighting vehicles and transport equipment n.e.c
3,567	3,562	3,532	3,464	3,349	3,280	3,241	3,227	3,146	3,048	2,633	Manufacture of motorcycles
14,644	14,359	14,245	14,244	14,475	14,411	14,302	14,290	14,566	14,368	14,309	Manufacture of bicycles and invalid carriages
78,998	78,762	77,544	77,294	79,024	79,053	79,337	80,462	80,682	80,585	80,271	Other industry
60,915	60,637	59,865	59,201	60,332	60,239	60,595	61,799	61,915	61,797	61,612	Manufacture of furniture
18,083	18,124	17,680	18,092	18,692	18,815	18,742	18,664	18,767	18,787	18,659	Manufacture of wooden and cane furniture
5,375	5,434	5,569	5,577	5,981	6,112	6,107	6,014	6,041	5,818	5,567	Other industry
27,241	27,119	27,119	27,237	27,159	27,107	27,190	26,890	27,073	27,092	28,373	Manufacture of jewellery, bijouterie and related articles
6,281	6,272	6,134	6,191	6,215	6,079	6,062	6,057	6,077	5,971	6,038	Manufacture of musical instruments, medical and dental instruments and supplies and other manufacturing n.e.c.
20,960	20,847	20,985	21,046	20,944	21,028	21,129	20,833	20,996	21,121	22,335	Manufacture of stationery
2,639	2,683	2,649	2,723	2,646	2,547	2,585	2,576	2,580	2,583	2,581	Other industry
5,439	5,432	5,371	5,251	5,130	5,127	5,052	5,024	5,044	4,999	4,549	Manufacture of sports goods
41,867	42,353	42,172	42,314	43,460	43,478	43,583	43,684	44,026	43,593	44,126	Manufacture of games and toys
6,625	6,625	6,730	6,891	7,422	7,409	7,280	7,434	7,286	7,339	7,271	Repair of fabricated metal products, machinery and equipment and installation of industrial machinery and equipment
35,242	35,728	35,441	35,423	36,037	36,069	36,302	36,251	36,740	36,254	36,855	Repair and maintenance of transport equipment except motorcycles and bicycles
2,316,961	2,321,179	2,328,070	2,335,435	2,341,951	2,349,967	2,351,269	2,349,159	2,355,748	2,345,574	2,340,123	Total Manufacturing

Jadual **1.5b** : Bilangan Pekerja Bergaji Sektor Pembuatan Mengikut Kumpulan: Perubahan Peraturan Tahunan
 Table : Number of Paid Employees of Manufacturing Sector by Group: Annual Percentage Change

Kod Kumpulan Group code	Keterangan Kumpulan/Tempoh	2022		2023				2022		2023		2022		
		2021	2022	Q1	Q2	Q3	Q4	Q1	Q2	(Jan. - Jul.)	(Jan. - Jul.)	Jan.	Feb.	Mac
101	Pemprosesan dan pengawetan daging	1.1	4.9	-0.02	0.4	-0.1	4.9	6.3	9.5	-0.8	9.2	1.3	1.4	0.0
102	Pemprosesan dan pengawetan ikan, krustasea dan moluska	2.2	5.3	-2.3	3.2	3.9	5.3	9.1	6.0	3.9	5.7	-0.3	-2.2	-2.3
	10201 Pengetinan ikan, krustasea dan moluska & 10202 Pemprosesan dan pengawetan ikan, krustasea dan moluska Industri lain	-0.6	6.4	-3.5	0.9	3.0	6.4	9.5	6.3	2.3	7.1	-1.0	-3.2	-3.5
		19.5	-0.4	4.2	17.0	9.2	-0.4	6.7	4.6	12.8	-1.7	3.3	3.3	4.2
103	Pemprosesan dan pengawetan buah-buahan dan sayur - sayuran	-9.1	-2.1	-9.1	-9.3	-2.1	-2.1	2.2	6.0	-8.7	3.5	-8.4	-8.1	-9.1
	10303 Pengetinan nanas & 10304 Pembuatan jem, marmalad dan sajian jeli Industri lain	-50.6	12.4	-57.0	-52.1	-2.9	12.4	17.0	5.4	-52.0	9.3	-54.2	-54.2	-57.0
		-4.5	-3.0	-3.8	-4.6	-2.1	-3.0	1.5	6.1	-4.1	3.2	-3.4	-3.0	-3.8
104	Pembuatan minyak dan lemak daripada sayuran dan haiwan	2.9	6.0	3.2	3.1	3.6	6.0	6.9	7.0	3.2	7.1	2.7	3.3	3.2
	10404 Pembuatan minyak sayuran mentah dan bertapis & 10406 Pembuatan sebatian lemak masakan	5.5	5.7	1.8	4.6	5.0	5.7	9.9	8.3	5.4	8.0	5.1	5.4	1.8
	10405 Pembuatan minyak kelapa Industri lain	2.9	4.9	3.5	6.8	7.5	4.9	3.5	1.3	8.0	0.6	3.2	3.0	3.5
		2.7	6.0	3.3	2.8	3.4	6.0	6.9	7.2	3.0	7.3	2.5	3.2	3.3
105	Pembuatan produk tenusu	1.8	1.1	-5.2	-4.0	-4.9	1.1	2.5	-0.1	-3.9	0.8	-4.0	-5.0	-5.2
	10502 Pembuatan susu pekat, tepung dan sejat Industri lain	3.1	-1.1	-5.9	-5.4	-7.0	-1.1	1.3	-0.9	-5.6	0.4	-5.0	-5.8	-5.9
		-1.7	7.3	-3.4	-0.2	0.8	7.3	5.9	2.0	1.0	1.8	-0.8	-2.8	-3.4
106	Pembuatan produk bijian, kanji dan produk berkanji	5.1	3.6	3.2	2.5	1.8	3.6	4.3	4.3	2.8	4.0	2.6	3.3	3.2
	10611 Pengilangan beras & 10613 Pengilangan tepung Industri lain	4.5	9.5	2.3	2.7	1.6	9.5	8.5	6.8	3.2	6.1	0.4	2.1	2.3
		5.6	0.7	5.0	2.8	2.1	0.7	2.8	4.1	3.3	3.3	6.1	5.6	5.0
		5.2	-9.5	-0.9	-0.1	1.8	-9.5	-9.4	-7.6	-1.9	-3.8	-2.0	-1.1	-0.9
107	Pembuatan produk makanan lain	6.4	5.6	4.8	4.0	4.7	5.6	4.6	5.7	3.9	6.6	4.5	4.1	4.8
	10711 Pembuatan biskut dan cookies & 10712 Pembuatan roti, kek dan produk bakeri lain	18.4	1.0	20.4	21.2	21.9	1.0	2.1	0.6	23.2	0.1	19.3	20.0	20.4
	10713 Pembuatan produk snek & 10721 Pembuatan gula	7.5	3.5	2.1	-2.3	-1.6	3.5	8.7	9.6	-1.8	12.5	6.7	2.7	2.1
	10731 Pembuatan produk koko & 10732 Pembuatan coklat dan produk coklat & 10733 Pembuatan konfeksi gula	-3.8	5.0	-5.1	-3.1	1.2	5.0	5.3	4.9	-2.2	3.3	-6.4	-5.9	-5.1
		-3.2	-1.2	-2.7	-3.5	-3.8	-1.2	-0.5	2.7	-3.3	2.9	-2.9	-2.6	-2.7
		-5.1	-0.5	-3.8	-1.9	1.8	-0.5	-2.2	1.1	-1.3	0.4	-4.5	-3.5	-3.8
		-8.0	-2.1	-8.5	-5.5	-2.1	-2.1	-0.1	-1.7	-4.4	-0.4	-10.6	-10.0	-8.5
	10793 Pembuatan sos dan bahan perasa & 10799 Pembuatan produk makanan lain t.t.t.l. Industri lain	18.4	15.5	13.5	17.5	14.6	15.5	10.0	8.8	16.7	9.2	6.8	11.1	13.5
		7.6	10.7	14.5	8.1	9.9	10.7	-7.4	4.0	7.5	6.1	7.8	7.9	14.5
		5.4	7.3	2.1	3.1	2.5	7.3	7.9	6.7	1.7	6.9	3.3	3.4	2.1
108/10800	Pembuatan makanan haiwan tersedia	-16.9	4.6	-16.4	-12.6	-2.5	4.6	5.3	-1.8	-14.4	-2.6	-15.4	-16.1	-16.4
110	Pembuatan minuman ringan	1.7	2.6	1.2	3.9	0.7	2.6	2.9	3.8	3.7	4.6	0.8	1.3	1.2
	11041 Pembuatan minuman ringan & 11042 Pengeluaran air mineral semulajadi dan minuman lain yang dibotolkan Industri lain	0.0	3.1	2.3	3.6	4.0	3.1	1.7	2.7	5.1	3.1	0.3	2.2	2.3
		-3.6	-1.8	-5.4	0.5	-4.2	-1.8	4.9	4.8	-3.7	6.3	-4.2	-6.6	-5.4
		34.0	10.6	11.4	15.1	-6.4	10.6	5.2	8.2	14.7	10.4	17.9	16.8	11.4
120/12000	Pembuatan produk tembakau	3.3	2.8	0.1	1.7	0.2	2.8	2.4	7.1	4.6	5.4	3.6	0.2	0.1
131	Pemintalan, penenunan dan penyiapan tekstil	-0.4	-1.8	-1.8	-1.9	-0.7	-1.8	0.5	2.8	-1.2	2.0	-0.9	-2.1	-1.8
	13110 Penyediaan dan pemintalan gentian tekstil & 13120 Penenunan tekstil	-5.8	-3.6	-7.5	-8.7	-5.6	-3.6	1.2	4.2	-8.0	5.3	-6.9	-7.4	-7.5
	13132 Pewarnaan, pelunturan, percetakan dan penyiapan akhir benang dan fabrik Industri lain	26.6	3.2	22.8	22.1	15.3	3.2	-1.6	-0.8	18.9	-6.1	27.6	22.0	22.8
		-37.5	-5.0	-30.2	-16.7	-16.3	-5.0	3.7	6.9	2.3	5.3	-32.4	-29.9	-30.2
139	Pembuatan tekstil lain	8.2	2.5	3.2	6.3	4.9	2.5	3.2	2.4	5.7	2.6	3.4	3.9	3.2
	13910 Pembuatan fabrik dikait dan dikrusye Industri lain	10.9	-1.9	8.4	6.6	4.2	-1.9	-4.8	-5.1	6.1	-5.6	8.3	8.5	8.4
		6.5	5.6	-0.2	6.0	5.4	5.6	8.8	7.4	5.4	8.1	0.3	0.9	-0.2
141	Pembuatan pakaian, kecuali pakaian berbulu	1.9	2.6	2.8	6.4	5.8	2.6	1.8	3.1	6.0	3.0	2.3	2.7	2.8
	14102 Pembuatan pakaian Industri lain	3.2	2.9	3.1	5.6	4.8	2.9	3.2	2.8	4.9	2.7	2.5	2.9	3.1
		-1.3	1.9	2.1	8.6	8.7	1.9	-1.9	4.0	8.9	3.9	1.8	2.2	2.1
142 & 143	Pembuatan artikel daripada kulit bulu dan pakaian yang dikait dan dikrusye	-19.1	2.6	-12.1	-10.6	4.9	2.6	6.7	5.4	-10.3	4.8	-13.2	-14.7	-12.1
151 (15110 & 15120)	Penyamakan dan pembersihan kulit, pembuatan bagasi, beg tangan, pelana dan abah-abah pembersihan dan pewarnaan bulu	7.7	-4.4	5.8	2.6	-1.5	-4.4	-0.3	0.8	3.4	0.8	7.1	6.1	5.8
152	Pembuatan kasut	0.3	8.8	0.9	8.3	9.3	8.8	9.9	7.6	8.7	8.1	1.1	2.2	0.9
	15201 Pembuatan kasut kulit & 15203 Pembuatan kasut getah Industri lain	-2.0	10.3	0.4	9.2	13.0	10.3	7.4	1.4	9.4	1.2	0.8	1.2	0.4
		3.2	6.9	1.4	7.1	5.1	6.9	13.0	15.2	8.0	16.5	1.6	3.5	1.4
161/16100	Pengilangan dan pengetaman kayu	4.2	-1.9	3.6	10.4	0.6	-1.9	-1.7	-2.4	3.5	-3.6	4.4	3.8	3.6

2023															Group Description/Period	
Apr.	Mei	Jun	Jul.	Ogo.	Sep.	Okt.	Nov.	Dis.	Jan.	Feb.	Mac	Apr.	Mei	Jun		Jul.
-0.1	0.4	0.4	-0.8	0.3	-0.1	2.7	4.0	4.9	4.2	4.6	6.3	10.0	9.6	9.5	9.2	Processing and preserving of meat
-0.1	0.8	3.2	3.9	4.8	3.9	4.9	5.8	5.3	4.5	9.1	9.1	7.4	7.9	6.0	5.7	Processing and preserving of fish, crustaceans and molluscs
																<i>Canning of fish, crustaceans and molluscs</i>
-1.0	-0.4	0.9	2.3	3.3	3.0	4.4	6.3	6.4	4.9	9.7	9.5	7.3	8.1	6.3	7.1	<i>Processing, curing and preserving of fish, crustacean and molluscs</i>
5.1	7.8	17.0	12.8	13.4	9.2	7.3	3.4	-0.4	2.1	6.2	6.7	8.1	6.8	4.6	-1.7	<i>Other industry</i>
-10.1	-9.1	-9.3	-8.7	-3.8	-2.1	-0.5	-0.2	-2.1	-3.3	-0.1	2.2	3.2	6.2	6.0	3.5	Processing and preserving of fruits and vegetable
																<i>Pineapple canning</i>
-53.7	-54.1	-52.1	-52.0	-4.9	-2.9	-3.4	-1.8	12.4	7.1	8.6	17.0	9.6	11.4	5.4	9.3	<i>Manufacture of jams, marmalades and table jellies</i>
-5.3	-4.2	-4.6	-4.1	-3.7	-2.1	-0.3	-0.2	-3.0	-3.9	-0.6	1.5	2.9	6.0	6.1	3.2	<i>Other industry</i>
3.0	2.7	3.1	3.2	3.7	3.6	5.9	5.9	6.0	6.5	6.7	6.9	6.6	6.8	7.0	7.1	Manufacture of vegetable and animal oils and fats
																<i>Manufacture of crude and refined vegetable oil</i>
2.7	3.5	4.6	5.4	4.6	5.0	4.9	6.1	5.7	8.3	8.1	9.9	9.2	8.0	8.3	8.0	<i>Manufacture of compound cooking fats</i>
6.4	6.8	6.8	8.0	7.0	7.5	7.5	4.5	4.9	4.4	3.8	3.5	1.2	1.3	1.3	0.6	<i>Manufacture of coconut oil</i>
2.9	2.6	2.8	3.0	3.5	3.4	5.9	6.0	6.0	6.5	6.8	6.9	6.6	6.9	7.2	7.3	<i>Other industry</i>
-5.7	-5.0	-4.0	-3.9	-5.1	-4.9	-0.03	0.8	1.1	3.0	3.1	2.5	2.5	0.7	-0.1	0.8	Manufacture of dairy products
-6.1	-5.8	-5.4	-5.6	-7.2	-7.0	-2.5	-1.2	-1.1	1.5	1.7	1.3	2.5	-0.3	-0.9	0.4	<i>Manufacture of condensed, powdered and evaporated milk</i>
-4.3	-2.9	-0.2	1.0	1.1	0.8	6.8	6.5	7.3	7.2	6.9	5.9	2.5	3.4	2.0	1.8	<i>Other industry</i>
4.0	2.3	2.5	2.8	2.1	1.8	1.6	3.7	3.6	3.5	5.0	4.3	2.8	4.6	4.3	4.0	Manufacture of grain mill products, starches and starch products
4.1	2.6	2.7	3.2	1.5	1.6	2.0	7.5	9.5	8.1	9.3	8.5	5.7	7.4	6.8	6.1	<i>Rice milling</i>
4.8	2.4	2.8	3.3	2.9	2.1	2.0	2.3	0.7	0.6	3.5	2.8	2.4	4.1	4.1	3.3	<i>Flour milling</i>
0.1	-0.3	-0.1	-1.9	1.0	1.8	-2.1	-7.6	-9.5	-5.0	-9.0	-9.4	-10.1	-7.2	-7.6	-3.8	<i>Other industry</i>
3.8	4.4	4.0	3.9	4.6	4.7	5.4	4.5	5.6	5.0	5.8	4.6	6.3	6.6	5.7	6.6	Manufacture of other food products
19.0	19.7	21.2	23.2	23.4	21.9	17.7	0.7	1.0	2.6	4.1	2.1	1.9	2.5	0.6	0.1	<i>Manufacture of biscuits and cookies</i>
1.7	1.9	-2.3	-1.8	-1.5	-1.6	1.7	2.1	3.5	3.3	7.6	8.7	8.8	8.8	9.6	12.5	<i>Manufacture of bread, cakes and other bakery products</i>
-4.1	-4.0	-3.1	-2.2	-2.4	1.2	3.2	3.0	5.0	4.7	5.6	5.3	5.4	6.6	4.9	3.3	<i>Manufacture of snack products</i>
-3.5	-2.5	-3.5	-3.3	-3.2	-3.8	-1.4	-1.5	-1.2	-0.9	-1.3	-0.5	1.5	1.9	2.7	2.9	<i>Manufacture of sugar</i>
-2.6	-1.1	-1.9	-1.3	1.1	1.8	1.4	-0.6	-0.5	-0.9	-0.3	-2.2	-2.6	0.0	1.1	0.4	<i>Manufacture of cocoa products</i>
																<i>Manufacture of chocolate and chocolate products</i>
-8.9	-8.8	-5.5	-4.4	-2.8	-2.1	-2.5	-2.0	-2.1	3.3	1.2	-0.1	1.2	1.5	-1.7	-0.4	<i>Manufacture of sugar confectionery</i>
12.1	16.0	17.5	16.7	16.6	14.6	14.4	15.3	15.5	14.2	10.7	10.0	12.4	8.7	8.8	9.2	<i>Manufacture of sauces and condiments</i>
8.6	9.2	8.1	7.5	9.8	9.9	11.0	10.4	10.7	3.5	-0.7	-7.4	3.7	5.0	4.0	6.1	<i>Manufacture of other food products n.e.c.</i>
1.9	2.2	3.1	1.7	2.4	2.5	2.5	5.2	7.3	6.6	8.4	7.9	7.7	8.4	6.7	6.9	<i>Other industry</i>
-13.6	-12.8	-12.6	-14.4	-2.3	-2.5	-0.01	3.1	4.6	4.2	5.4	5.3	-1.6	-2.3	-1.8	-2.6	Manufacture of prepared animal feeds
3.2	3.4	3.9	3.7	0.8	0.7	2.2	1.9	2.6	2.9	2.7	2.9	2.2	3.0	3.8	4.6	Manufacture of beverages
4.2	4.8	3.6	5.1	4.3	4.0	3.9	3.0	3.1	3.2	1.8	1.7	1.2	1.4	2.7	3.1	<i>Manufacture of soft drinks</i>
-4.2	-3.8	0.5	-3.7	-4.3	-4.2	-0.2	-1.9	-1.8	2.8	5.2	4.9	5.2	6.1	4.8	6.3	<i>Production of natural mineral waters and other bottled waters</i>
17.1	13.7	15.1	14.7	-6.7	-6.4	-1.8	4.2	10.6	1.8	2.1	5.2	1.6	5.4	8.2	10.4	<i>Other industry</i>
1.1	0.7	1.7	4.6	4.5	0.2	0.4	0.9	2.8	0.6	0.8	2.4	9.3	8.7	7.1	5.4	Manufacture of tobacco products
-3.0	-3.5	-1.9	-1.2	-2.0	-0.7	-1.1	-0.04	-1.8	0.5	-0.2	0.5	1.4	2.8	2.8	2.0	Spinning, weaving and finishing of textiles
																<i>Preparation and spinning of textile fibres</i>
-8.7	-9.3	-8.7	-8.0	-6.1	-5.6	-4.4	-2.9	-3.6	-0.2	-1.5	1.2	2.6	3.8	4.2	5.3	<i>Weaving of textiles</i>
21.3	21.9	22.1	18.9	15.2	15.3	9.5	8.5	3.2	3.1	3.3	-1.6	-1.3	0.5	-0.8	-6.1	<i>Dyeing, bleaching, printing and finishing of yarns and fabrics</i>
-31.2	-32.6	-16.7	2.3	-29.6	-16.3	-16.5	-5.6	-5.0	-6.7	-3.2	3.7	0.8	1.2	6.9	5.3	<i>Other industry</i>
3.8	3.8	6.3	5.7	5.8	4.9	4.5	3.1	2.5	2.9	2.5	3.2	3.6	2.8	2.4	2.6	Manufacture of other textiles
7.3	6.5	6.6	6.1	6.3	4.2	1.2	-0.3	-1.9	-2.8	-3.0	-4.8	-3.5	-4.7	-5.1	-5.6	<i>Manufacture of knitted and crocheted fabrics</i>
1.4	2.1	6.0	5.4	5.5	5.4	6.8	5.5	5.6	6.9	6.4	8.8	8.5	7.9	7.4	8.1	<i>Other industry</i>
2.5	2.0	6.4	6.0	4.2	5.8	5.2	2.5	2.6	2.8	1.7	1.8	2.7	2.5	3.1	3.0	Manufacture of wearing apparel, except fur
2.5	1.8	5.6	4.9	2.8	4.8	4.5	2.1	2.9	5.3	3.1	3.2	3.7	3.1	2.8	2.7	<i>Manufacture of clothings</i>
2.5	2.6	8.6	8.9	8.0	8.7	7.1	3.5	1.9	-3.5	-2.0	-1.9	0.3	0.8	4.0	3.9	<i>Other industry</i>
-10.9	-10.5	-10.6	-10.3	4.5	4.9	5.0	5.1	2.6	2.4	5.8	6.7	5.6	6.0	5.4	4.8	Manufacture of articles of fur, knitted and crocheted apparel
																<i>Tanning and dressing of leather; manufacture of luggage, handbags, saddlery and harness; dressing and dyeing of fur</i>
4.5	2.9	2.6	3.4	1.1	-1.5	-4.3	-5.4	-4.4	-2.5	-1.5	-0.3	-2.0	-0.8	0.8	0.8	
1.1	2.9	8.3	8.7	10.3	9.3	8.5	8.7	8.8	8.0	7.7	9.9	8.8	8.1	7.6	8.1	Manufacture of footwear
																<i>Manufacture of leather footwear</i>
-1.0	0.1	9.2	9.4	11.3	13.0	11.3	10.6	10.3	8.8	5.5	7.4	5.7	3.3	1.4	1.2	<i>Manufacture of rubber footwear</i>
3.9	6.4	7.1	8.0	9.1	5.1	5.2	6.3	6.9	7.0	10.3	13.0	12.6	14.0	15.2	16.5	<i>Other industry</i>
2.8	3.3	10.4	3.5	2.2	0.6	0.3	0.2	-1.9	-0.7	-0.3	-1.7	-3.6	-2.5	-2.4	-3.6	Sawmilling and planning of wood

Jadual Table **1.5b** : Bilangan Pekerja Bergaji Sektor Pembuatan Mengikut Kumpulan: Perubahan Peratusan Tahunan
 : Number of Paid Employees of Manufacturing Sector by Group: Annual Percentage Change

Kod Kumpulan Group code	Keterangan Kumpulan/Tempoh	2022		2023				2022		2023		2022		
		2021	2022	Q1	Q2	Q3	Q4	Q1	Q2	(Jan. - Jul.)	(Jan. - Jul.)	Jan.	Feb.	Mac
162	Pembuatan produk daripada kayu, gabus, jerami dan bahan jalinan lain	2.0	1.6	0.6	1.7	-0.1	1.6	3.0	1.4	0.1	2.2	1.2	1.9	0.6
16211	Pembuatan kepingan venier dan papan lapis	1.0	1.7	1.2	2.3	-1.2	1.7	2.6	1.3	-0.7	4.3	0.0	0.5	1.2
16212	Pembuatan papan partikel dan papan gentian	-2.7	-4.9	-1.5	5.3	5.0	-4.9	-7.7	-4.3	6.2	-4.9	-1.1	-0.8	-1.5
16221	Pertukangan kayu untuk jurubina	-0.1	-3.4	-13.6	-14.0	-15.7	-3.4	6.5	4.1	-14.8	3.2	-4.9	-3.7	-13.6
	Industri lain	10.3	9.3	15.0	14.4	17.4	9.3	7.1	2.6	14.5	-0.5	12.7	14.3	15.0
170	Pembuatan kertas dan produk kertas	3.5	4.3	3.0	4.4	5.1	4.3	4.1	1.8	5.3	0.6	2.8	3.0	3.0
17010	Pembuatan pulpa, kertas dan kertas tebal	7.3	5.3	4.9	8.6	8.8	5.3	7.1	-3.2	9.0	-3.6	7.0	5.4	4.9
17020	Pembuatan kertas gelugur dan kertas tebal dan bekas daripada kertas dan kertas tebal	1.5	6.9	2.1	2.3	5.6	6.9	5.4	3.6	6.0	2.1	1.2	2.3	2.1
17091	Pembuatan sampul surat dan kad surat	-5.9	-0.3	-7.8	-4.0	-0.7	-0.3	4.4	1.7	-3.8	2.3	-7.5	-7.7	-7.8
17092	Pembuatan kertas kegunaan rumah dan pembersih peribadi	6.0	-1.4	4.3	3.2	4.9	-1.4	-1.7	-1.6	4.5	-3.8	4.8	4.4	4.3
17093	Pembuatan kertas bergam atau pelekat yang berjalur atau bergulung dan label dan kertas dinding	7.3	4.0	4.4	9.8	0.9	4.0	4.3	4.4	3.0	4.1	5.4	4.8	4.4
	Industri lain	-0.03	6.0	3.1	4.9	5.9	6.0	5.0	5.5	5.3	4.6	-0.7	0.6	3.1
181 & 182	Percetakan, aktiviti perkhidmatan berkaitan percetakan dan penerbitan semula media rakaman	3.7	4.0	3.1	4.5	4.7	4.0	3.9	4.6	4.7	4.8	3.5	3.2	3.1
18110	Percetakan	4.6	4.7	4.0	5.8	6.2	4.7	4.5	5.5	6.0	5.6	4.2	3.9	4.0
18120	Aktiviti perkhidmatan berkaitan percetakan &	0.1	0.9	-0.6	-1.0	-1.2	0.9	1.4	0.7	-1.0	1.3	0.4	0.2	-0.6
18200	Penerbitan semula media rakaman													
192 (19201 & 19202)	Pembuatan produk petroleum bertapis	2.8	4.2	3.0	2.7	2.9	4.2	4.3	5.1	2.9	3.2	1.5	2.9	3.0
201	Pembuatan kimia asas, baja dan sebatian nitrogen, plastik dan getah sintetik dalam bentuk primer	-7.8	1.8	-3.5	-1.8	-2.4	1.8	3.5	3.1	-2.5	-1.1	-5.1	-4.3	-3.5
20111	Pembuatan gas perindustrian atau perubatan bukan organik dalam bentuk cecair atau mampat	-18.3	5.6	-22.8	-21.3	-23.0	5.6	13.2	9.0	-22.1	8.5	-22.5	-23.1	-22.8
20112 & 20113	Pembuatan kimia organik asas & Pembuatan sebatian bukan organik	8.8	8.5	10.1	11.7	12.3	8.5	9.4	7.6	11.3	1.8	7.6	8.3	10.1
20121 & 20129	Pembuatan baja & Pembuatan produk campuran nitrogen	-17.1	-16.2	-16.0	-15.8	-17.2	-16.2	-12.5	-8.6	-17.1	-15.6	-18.6	-15.3	-16.0
20131	Pembuatan plastik dalam bentuk primer	-18.9	1.2	-2.6	-2.4	-2.6	1.2	0.2	1.0	-2.9	0.3	-3.5	-3.8	-2.6
	Industri lain	14.2	13.0	14.2	27.2	23.5	13.0	14.1	5.7	28.1	0.7	13.9	14.0	14.2
202 & 203	Pembuatan produk kimia lain dan serat buatan manusia	8.3	4.3	3.6	3.8	4.1	4.3	1.2	0.1	4.5	1.4	5.2	4.2	3.6
20210	Pembuatan racun perosak dan produk agrokimia lain	18.0	-0.3	1.3	1.5	0.5	-0.3	7.5	6.2	1.7	6.3	-1.6	-1.7	1.3
20221	Pembuatan cat, varnis dan penyadur dan mastik	-6.2	-0.3	-7.1	-7.9	-6.5	-0.3	-11.2	4.0	-8.5	4.1	-6.1	-6.3	-7.1
20222	Pembuatan dakwat cetak	24.4	15.2	18.6	15.4	15.7	15.2	3.6	6.0	15.3	6.6	24.6	24.3	18.6
20231 & 20232	Pembuatan sabun dan bahan pencuci, penyediaan membersihkan dan mengilap & Pembuatan pewangi dan penyediaan dandanan diri	0.1	5.7	-2.0	-2.0	1.1	5.7	4.4	-5.0	1.1	-3.8	-0.6	-1.8	-2.0
20291 & 20292 & 20299	Pembuatan plat fotografi, filem, sensitized paper dan other sensitized unexposed materials & Pembuatan dakwat menulis dan melukis & Pembuatan produk kimia lain t.t.t.l.	26.7	3.3	17.6	18.5	13.7	3.3	3.4	1.0	17.2	3.9	20.3	18.0	17.6
	Industri lain	-11.5	-11.4	-5.9	-8.2	-7.2	-11.4	-4.0	-6.1	-7.4	-7.3	-8.7	-7.1	-5.9
210	Pembuatan produk farmaseutikal, kimia perubatan dan botani	7.5	8.9	5.9	6.6	8.6	8.9	8.5	-0.3	7.2	0.2	5.8	5.7	5.9
21001	Pembuatan bahan aktif ubat-ubatan untuk digunakan oleh bidang farmakologi dalam pembuatan ubat-ubatan	8.5	7.0	5.8	5.8	8.7	7.0	6.1	0.1	7.0	-0.6	5.6	5.7	5.8
	Industri lain	4.9	13.8	6.1	8.5	8.3	13.8	14.4	-1.2	7.7	2.2	6.4	5.7	6.1
221	Pembuatan produk getah	0.7	-0.2	1.7	-0.5	0.2	-0.2	-2.7	-9.2	-0.5	-8.3	2.1	2.2	1.7
22111	Pembuatan tayar getah untuk kenderaan	-3.7	-6.1	-0.5	-4.3	-5.1	-6.1	-6.3	-6.3	-4.8	13.6	-3.6	-1.4	-0.5
22112	Pembuatan bunga tayar yang boleh ditukar ganti dan tayar celup	2.9	3.6	1.0	2.6	4.1	3.6	12.2	14.2	2.1	15.3	3.4	1.2	1.0
22191 & 22193	Pembuatan produk lain daripada getah asli atau sintetik, tidak divulkan, divulkan atau dikeraskan & Pengilangan semula getah dan prosesan susu getah	-6.7	5.8	-7.1	-5.5	0.4	5.8	12.5	13.2	-4.7	15.6	-6.3	-6.2	-7.1
22192	Pembuatan sarung tangan getah	0.1	-1.1	2.7	0.8	-0.6	-1.1	-8.5	-18.7	0.03	-19.3	3.4	2.9	2.7
22199	Pembuatan produk getah lain yang t.t.t.l.	7.3	-0.4	5.4	0.1	2.8	-0.4	0.9	-3.2	1.3	-4.3	5.6	6.7	5.4
222	Pembuatan produk plastik	-0.2	3.3	0.1	1.0	4.3	3.3	2.5	2.6	2.7	4.0	-2.6	-2.9	0.1
22201 & 22202	Pembuatan produk plastik separa siap & Pembuatan produk plastik siap	-5.2	11.4	2.0	5.6	8.8	11.4	3.8	2.4	8.4	1.6	-6.3	-6.1	2.0
22203	Pembuatan artikel plastik untuk pembungkusan barangan	4.0	4.0	3.7	3.5	6.8	4.0	4.3	4.7	5.1	6.7	0.3	0.3	3.7
22204	Pembuatan barangan plastik jurubina	0.2	9.3	4.1	7.0	7.9	9.3	2.6	3.7	7.2	2.7	-1.7	-2.8	4.1
22205	Pembuatan pinggan mangkuk, peralatan dapur dan barangan tandas daripada plastik	0.7	9.4	13.2	17.9	20.8	9.4	-1.4	-5.4	21.3	-9.5	13.5	13.3	13.2
22209	Pembuatan pelbagai produk plastik t.t.t.l.	-0.9	-4.1	-7.4	-8.3	-4.9	-4.1	1.0	3.1	-7.3	7.3	-6.4	-7.3	-7.4
231 (23101 & 23102 & 23109)	Pembuatan kaca dan produk kaca	5.5	11.3	4.1	12.6	17.6	11.3	11.3	5.5	14.8	-0.4	5.7	4.4	4.1

2023															Group Description/Period	
Apr.	Mei	Jun	Jul.	Ogo.	Sep.	Okt.	Nov.	Dis.	Jan.	Feb.	Mac	Apr.	Mei	Jun		Jul.
0.2	0.2	1.7	0.1	0.03	-0.1	0.4	0.04	1.6	1.3	2.7	3.0	3.5	1.8	1.4	2.2	Manufacture of products of wood, cork, straw and plaiting materials
0.9	1.0	2.3	-0.7	-1.6	-1.2	0.8	1.4	1.7	2.4	4.4	2.6	2.7	1.2	1.3	4.3	Manufacture of veneer sheets and plywood
-1.7	-1.1	5.3	6.2	7.2	5.0	4.2	-2.4	-4.9	-8.8	-7.6	-7.7	-8.2	-4.5	-4.3	-4.9	Manufacture of particle board and fibreboard
-15.5	-14.3	-14.0	-14.8	-14.3	-15.7	-16.8	-10.1	-3.4	-2.3	-1.1	6.5	9.1	5.3	4.1	3.2	Manufacture of builders' carpentry
16.4	13.6	14.4	14.5	16.4	17.4	15.1	6.5	9.3	6.7	7.0	7.1	8.0	4.0	2.6	-0.5	Other industry
2.7	3.2	4.4	5.3	5.2	5.1	4.8	3.3	4.3	4.0	4.2	4.1	3.9	2.2	1.8	0.6	Manufacture of paper and paper products
6.2	6.6	8.6	9.0	8.7	8.8	3.5	3.9	5.3	5.2	7.9	7.1	7.2	-2.8	-3.2	-3.6	Manufacture of pulp, paper and paperboard
1.4	1.9	2.3	6.0	5.5	5.6	5.7	6.2	6.9	6.5	5.6	5.4	4.3	4.0	3.6	2.1	Manufacture of corrugated paper and paperboard and of containers of paper and paperboard
-7.9	-4.6	-4.0	-3.8	-3.4	-0.7	-0.6	-3.1	-0.3	-0.1	3.9	4.4	5.1	3.1	1.7	2.3	Manufacture of envelopes and letter-card
4.0	3.3	3.2	4.5	4.8	4.9	5.4	-3.3	-1.4	-1.3	-1.4	-1.7	-1.6	-0.4	-1.6	-3.8	Manufacture of household and personal hygiene paper
4.1	6.1	9.8	3.0	2.8	0.9	2.3	3.9	4.0	3.8	3.9	4.3	5.7	3.3	4.4	4.1	Manufacture of gummed or adhesive paper in strips or rolls and labels and wall paper
1.7	2.2	4.9	5.3	5.7	5.9	6.7	5.1	6.0	4.1	4.8	5.0	5.0	5.8	5.5	4.6	Other industry
2.7	3.0	4.5	4.7	4.5	4.7	4.9	4.1	4.0	4.1	3.8	3.9	6.4	7.0	4.6	4.8	Printing, service activities related to printing and reproduction of recorded media
3.8	4.3	5.8	6.0	5.9	6.2	6.3	5.2	4.7	4.8	4.3	4.5	7.6	8.2	5.5	5.6	Printing
-1.7	-2.3	-1.0	-1.0	-1.3	-1.2	-0.8	-0.7	0.9	1.2	1.5	1.4	1.2	1.4	0.7	1.3	Service activities related to printing
																Reproduction of recorded media
2.8	3.0	2.7	2.9	3.2	2.9	3.4	4.1	4.2	4.4	4.1	4.3	5.9	5.4	5.1	3.2	Manufacture of refined petroleum products
-3.1	-2.3	-1.8	-2.5	-2.6	-2.4	-0.3	1.3	1.8	2.8	3.1	3.5	2.2	2.7	3.1	-1.1	Manufacture of basic chemicals, fertilizer and nitrogen compounds, plastics and synthetic rubber in primary forms
-22.8	-21.7	-21.3	-22.1	-22.9	-23.0	-20.3	5.0	5.6	5.7	7.2	13.2	6.7	10.8	9.0	8.5	Manufacture of liquefied or compressed inorganic industrial or medical gases
10.0	10.3	11.7	11.3	11.4	12.3	13.6	7.8	8.5	8.9	9.6	9.4	6.2	6.5	7.6	1.8	Manufacture of basic organic chemicals
																Manufacture of inorganic compounds
																Manufacture of fertilizers
-16.4	-15.9	-15.8	-17.1	-16.9	-17.2	-15.2	-15.9	-16.2	-14.2	-13.9	-12.5	-8.7	-8.7	-8.6	-15.6	Manufacture of associated nitrogen products
-2.9	-2.5	-2.4	-2.9	-2.5	-2.6	0.5	0.1	1.2	3.2	2.2	0.2	0.3	0.5	1.0	0.3	Manufacture of plastics in primary forms
22.7	27.5	27.2	28.1	24.7	23.5	24.3	14.1	13.0	13.3	14.8	14.1	8.4	5.2	5.7	0.7	Other industry
4.0	4.4	3.8	4.5	4.5	4.1	2.3	3.2	4.3	3.6	4.3	1.2	2.9	0.8	0.1	1.4	Manufacture of other chemical products and man-made fibres
0.8	1.4	1.5	1.7	-3.4	0.5	1.5	1.6	-0.3	1.2	6.0	7.5	7.2	8.2	6.2	6.3	Manufacture of pesticides and other agrochemical products
-7.5	-7.7	-7.9	-8.5	-8.3	-6.5	-5.7	-2.7	-0.3	0.1	-1.2	-11.2	3.2	4.0	4.0	4.1	Manufacture of paints, varnishes and similar coatings ink and mastics
19.4	19.5	15.4	15.3	15.6	15.7	18.0	15.1	15.2	16.7	16.8	3.6	4.4	4.1	6.0	6.6	Manufacture of printing ink
																Manufacture of soap and detergents, cleaning and polishing preparations
-3.0	-1.6	-2.0	1.1	1.5	1.1	3.1	4.7	5.7	2.5	4.3	4.4	3.1	-3.9	-5.0	-3.8	Manufacture of perfumes and toilet preparations
																Manufacture of photographic plates, films, sensitized paper and other sensitized unexposed materials
19.6	18.8	18.5	17.2	17.4	13.7	1.7	1.9	3.3	4.1	3.5	3.4	1.2	2.2	1.0	3.9	Manufacture of writing and drawing ink
																Manufacture of other chemical products n.e.c.
-6.5	-6.2	-8.2	-7.4	-7.3	-7.2	-7.5	-7.9	-11.4	-14.9	-7.3	-4.0	-3.9	-4.1	-6.1	-7.3	Other industry
6.0	6.2	6.6	7.2	7.3	8.6	9.4	9.7	8.9	8.6	8.5	8.5	1.3	0.6	-0.3	0.2	Manufacture of pharmaceuticals, medicinal chemical and botanical products
5.3	5.5	5.8	7.0	7.4	8.7	9.6	7.1	7.0	6.5	5.7	6.1	3.4	1.1	0.1	-0.6	Manufacture of medicinal active substances to be used for their pharmacological properties in the manufacture of medicaments
7.6	8.0	8.5	7.7	7.2	8.3	8.8	16.4	13.8	13.6	15.3	14.4	-3.8	-0.6	-1.2	2.2	Other industry
2.0	1.9	-0.5	-0.5	-0.2	0.2	-0.9	-0.5	-0.2	-3.7	-3.1	-2.7	-7.6	-8.7	-9.2	-8.3	Manufacture of rubber products
-2.1	-2.2	-4.3	-4.8	-5.3	-5.1	-4.1	-4.0	-6.1	-7.3	-7.1	-6.3	-6.1	-6.4	-6.3	13.6	Manufacture of rubber tyres for vehicles
2.6	3.0	2.6	2.1	2.9	4.1	3.4	3.5	3.6	3.5	10.7	12.2	6.4	9.1	14.2	15.3	Manufacture of interchangeable tyre treads and retreading rubber tyres
																Manufacture of other products of natural or synthetic rubber, unvulcanized, vulcanized or hardened
-4.0	-3.5	-5.5	-4.7	-2.9	0.4	1.2	5.2	5.8	7.2	11.7	12.5	9.4	10.7	13.2	15.6	Rubber remilling and latex processing
2.5	2.1	0.8	0.03	-0.5	-0.6	-2.5	-1.2	-1.1	-8.6	-8.6	-8.5	-14.7	-16.3	-18.7	-19.3	Manufacture of rubber gloves
5.1	5.3	0.1	1.3	2.9	2.8	1.8	-1.5	-0.4	0.6	0.2	0.9	-3.1	-4.9	-3.2	-4.3	Manufacture of other rubber products n.e.c.
0.0	-0.2	1.0	2.7	3.2	4.3	3.6	3.4	3.3	4.7	5.8	2.5	2.4	3.0	2.6	4.0	Manufacture of plastics products
1.7	1.8	5.6	8.4	8.9	8.8	8.0	10.9	11.4	12.4	13.5	3.8	4.7	5.5	2.4	1.6	Manufacture of semi-manufactures of plastic products
																Manufacture of finished plastic products
3.2	2.7	3.5	5.1	5.9	6.8	6.8	4.4	4.0	5.8	7.9	4.3	4.4	5.1	4.7	6.7	Manufacture of plastic articles for the packing of goods
5.1	4.4	7.0	7.2	6.3	7.9	9.2	9.1	9.3	9.7	10.6	2.6	1.5	3.7	3.7	2.7	Manufacture of builders' plastics ware
15.6	16.1	17.9	21.3	20.1	20.8	13.3	11.2	9.4	-2.8	-1.5	-1.4	-4.9	-4.8	-5.4	-9.5	Manufacture of plastic tableware, kitchenware and toilet articles
-7.8	-7.9	-8.3	-7.3	-6.7	-4.9	-4.6	-4.3	-4.1	0.6	0.9	1.0	1.2	1.6	3.1	7.3	Manufacture of diverse plastic products n.e.c.
3.3	11.0	12.6	14.8	17.0	17.6	13.5	16.3	11.3	10.2	11.5	11.3	11.5	6.2	5.5	-0.4	Manufacture of glass and glass products

Jadual Table **1.5b** : Bilangan Pekerja Bergaji Sektor Pembuatan Mengikut Kumpulan: Perubahan Peratusan Tahunan
 : Number of Paid Employees of Manufacturing Sector by Group: Annual Percentage Change

Kod Kumpulan Group code	Keterangan Kumpulan/Tempoh	2022		2023				2022		2023		2022		
		2021	2022	Q1	Q2	Q3	Q4	Q1	Q2	(Jan. - Jul.)	(Jan. - Jul.)	Jan.	Feb.	Mac
239	Pembuatan pengeluaran galian bukan logam t.t.t.l.	1.4	-0.5	0.3	1.5	0.3	-0.5	-2.0	0.04	1.3	1.0	0.3	0.5	0.3
23911	Pembuatan mortar refraktori dan konkrit													
&														
23921	Pembuatan seramik bukan refraktori	3.6	-6.6	-9.2	-9.5	-8.5	-6.6	-6.4	-5.2	-7.3	-7.4	-6.0	-5.6	-9.2
23930	Pembuatan produk porselin dan seramik lain	-6.2	2.9	-2.0	-2.8	5.1	2.9	-12.6	-11.8	0.3	-12.6	-5.7	-1.2	-2.0
23941	Pembuatan simen hidraulik	6.1	-4.7	3.6	6.9	-4.5	-4.7	-6.6	-9.9	7.3	-6.8	4.0	4.2	3.6
23951	Pembuatan konkrit dan mortar siap bancuh dan bancuhan kering	2.0	4.3	3.1	5.2	2.3	4.3	1.7	-0.8	3.1	2.6	0.7	2.3	3.1
23952	Pembuatan konkrit pratuangan, simen atau artikel batu buatan yang digunakan dalam pembinaan;													
&														
23953	Pembuatan komponen struktur pasang siap untuk bangunan atau kejuruteraan awam dari simen, batu atau konkrit buatan													
&														
23959	Pembuatan artikel konkrit, simen dan plaster lain t.t.t.l.	3.3	-0.9	2.4	3.7	2.8	-0.9	0.7	6.2	2.9	5.3	3.9	1.8	2.4
23990	Pembuatan produk mineral bukan logam lain t.t.t.l.	4.9	0.8	7.7	7.1	4.9	0.8	-5.1	0.3	6.4	5.6	6.7	7.6	7.7
	Industri lain	-10.9	1.0	-7.8	-5.1	-3.6	1.0	1.8	2.5	-5.4	4.2	-9.2	-8.1	-7.8
241														
(24101 & 24102 & 24103 & 24104 & 24109)	Pembuatan besi dan keluli asas	1.8	0.4	0.9	3.8	6.0	0.4	1.7	1.6	5.6	1.3	-0.6	-0.2	0.9
242														
(24201 & 24202 & 24209)	Pembuatan logam asas berharga dan logam bukan ferus lain	-1.9	1.6	0.02	1.1	2.3	1.6	-0.4	-0.3	2.9	-0.9	-0.9	0.3	0.0
243	Pengacuan logam	1.7	-2.8	0.2	0.5	0.9	-2.8	-2.4	0.1	4.0	-0.6	5.1	4.1	0.2
251 & 252	Pembuatan produk struktur logam, tangki, takungan, penjana wap, senjata dan peluru	-1.1	0.8	-2.3	1.6	-2.1	0.8	1.1	1.3	0.1	1.4	-1.5	-2.1	-2.3
25113	Pembuatan pintu, tingkap dan bingkai, penutup tingkap dan pintu pagar daripada logam	-1.8	-0.2	-3.2	0.3	-5.6	-0.2	-0.9	0.2	-2.2	1.6	-2.0	-2.6	-3.2
25119	Pembuatan produk struktur logam lain													
25120	Pembuatan tangki, takungan dan kontena daripada logam	1.5	4.6	1.1	4.1	7.1	4.6	6.2	3.4	4.2	1.6	0.7	1.3	1.1
	Industri lain	-1.2	0.5	-2.0	4.7	3.9	0.5	4.3	3.6	6.1	0.2	-1.8	-3.5	-2.0
259	Pembuatan lain-lain produk yang direka daripada logam; aktiviti perkhidmatan kerja logam	2.9	2.2	2.6	2.8	3.5	2.2	2.1	2.2	3.5	3.1	2.7	2.3	2.6
25910	Tempaan, tekanan, hentakan dan bentuk gelekkan logam; serbuk metalurgi	2.2	1.5	1.6	2.7	5.5	1.5	-1.1	-5.8	3.1	-1.9	1.3	1.7	1.6
25920	Rawatan dan penyalutan logam; menggunakan mesin	5.0	5.8	3.2	2.1	7.0	5.8	4.8	6.8	3.6	3.8	5.1	3.4	3.2
25991	Pembuatan tin untuk produk makanan dan minuman, tiub dan kotak boleh dilipat	0.4	-1.9	1.0	1.0	2.4	-1.9	0.5	-1.6	2.8	-1.2	0.9	1.2	1.0
25992	Pembuatan kabel, plaited bands (jalur/pita berpintal) dan artikel seumpamanya daripada logam													
&														
25993	Pembuatan bolt, skru, nat dan produk uliran seumpamanya	0.2	0.3	1.1	1.8	-0.5	0.3	1.8	3.2	3.1	4.7	-0.6	0.8	1.1
25994	Pembuatan barangan rumah daripada logam	-7.5	-0.8	-6.0	1.5	-1.2	-0.8	1.8	5.2	-0.3	11.5	-8.2	-8.3	-6.0
25999	Pembuatan produk lain yang direka daripada logam t.t.t.l.	7.3	5.4	5.4	3.9	3.6	5.4	3.5	5.2	4.3	5.1	7.8	4.7	5.4
	Industri lain	3.0	-0.3	4.8	4.7	4.5	-0.3	3.8	7.1	5.1	6.6	3.6	4.7	4.8
261	Pembuatan komponen dan papan elektronik	8.8	7.4	8.4	8.3	9.5	7.4	6.5	7.1	8.6	4.0	8.3	7.9	8.4
26101	Pembuatan diod, transistor dan alatan semikonduktor yang seumpamanya													
&														
26102	Pembuatan litar elektronik bersepadu dengan pemasangan mikro	7.5	6.7	7.2	7.6	8.0	6.7	5.1	4.1	7.9	1.7	6.5	6.2	7.2
26103	Pembuatan kapasitor dan perintang elektrik													
&														
26104	Pembuatan papan litar bercetak	11.9	9.3	10.9	10.2	13.0	9.3	9.5	12.1	10.6	7.5	11.7	11.3	10.9
&														
26105	Pembuatan komponen paparan													
26109	Pembuatan komponen lain untuk aplikasi elektronik	2.1	1.1	3.7	4.1	3.1	1.1	0.2	2.8	3.7	2.9	3.2	2.9	3.7
262														
(26201 & 26202)	Pembuatan komputer dan kelengkapan peranti	9.2	5.8	8.8	9.4	7.0	5.8	0.3	-1.1	7.9	-1.7	8.3	7.7	8.8
263/ 26300	Pembuatan peralatan komunikasi	2.7	7.8	4.6	4.6	8.4	7.8	6.6	4.7	5.5	-2.5	2.3	3.7	4.6
264/ 26400	Pembuatan peralatan elektronik pengguna	-0.6	3.9	0.6	5.4	4.2	3.9	0.9	-2.8	12.5	-5.2	1.2	0.8	0.6
265	Pembuatan kelengkapan mengukur, menguji, memandu arah dan kawalan; jam tangan dan jam	6.7	8.2	3.8	5.0	8.0	8.2	8.5	7.5	6.4	4.4	3.9	3.5	3.8
26511	Pembuatan kelengkapan mengukur, menguji, memandu arah dan kawalan	7.3	8.8	2.9	3.4	6.2	8.8	10.0	10.8	4.5	6.9	3.4	3.0	2.9
26512	Pembuatan kelengkapan kawalan proses perindustrian													
26520	Pembuatan jam tangan dan jam dan bahagiannya	4.9	6.0	6.7	10.7	14.6	6.0	3.4	-3.1	13.2	-3.6	5.8	5.1	6.7
266/ 26600	Pembuatan peralatan penyinaran, perubahan elektro dan elektroterapeutik	0.1	1.5	-0.4	-1.1	-1.8	1.5	1.8	1.4	-2.1	-7.8	-0.1	-0.5	-0.4

2023																Group Description/Period
Apr.	Mei	Jun	Jul.	Ogo.	Sep.	Okt.	Nov.	Dis.	Jan.	Feb.	Mac	Apr.	Mei	Jun	Jul.	
0.0	-0.8	1.5	1.3	0.5	0.3	0.9	0.2	-0.5	-1.0	-1.5	-2.0	-2.0	-0.5	0.04	1.0	Manufacture of non-metallic mineral products
																<i>Manufacture of refractory mortars and concretes</i>
-10.1	-10.3	-9.5	-7.3	-7.4	-8.5	-5.8	-5.3	-6.6	-5.3	-4.7	-6.4	-5.9	-6.1	-5.2	-7.4	<i>Manufacture of non-refractory ceramic</i>
-2.9	-4.8	-2.8	0.3	1.3	5.1	3.2	3.0	2.9	1.4	-13.3	-12.6	-12.8	-11.1	-11.8	-12.6	<i>Manufacture of other porcelain and ceramic products</i>
5.6	6.7	6.9	7.3	-6.1	-4.5	-4.4	-3.9	-4.7	-3.6	-3.7	-6.6	-9.6	-9.7	-9.9	-6.8	<i>Manufacture of hydraulic cement</i>
5.2	3.5	5.2	3.1	3.2	2.3	5.6	5.7	4.3	4.4	3.4	1.7	-2.7	-0.3	-0.8	2.6	<i>Manufacture of ready-mix and dry-mix concrete and mortars</i>
																<i>Manufacture of precast concrete, cement or artificial stone articles for use in construction</i>
0.7	0.2	3.7	2.9	3.1	2.8	3.6	-0.8	-0.9	-1.2	0.1	0.7	3.5	5.2	6.2	5.3	<i>Manufacture of prefabricated structural components for building or civil engineering of cement, concrete or artificial stone</i>
																<i>Manufacture of other articles of concrete, cement and plaster n.e.c.</i>
6.3	3.5	7.1	6.4	6.6	4.9	-0.1	0.0	0.8	-4.1	-4.4	-5.1	-3.7	-0.1	0.3	5.6	<i>Manufacture of other non-metallic mineral products n.e.c.</i>
-7.4	-7.3	-5.1	-5.4	-3.2	-3.6	-3.8	2.6	1.0	-0.5	0.3	1.8	0.5	1.1	2.5	4.2	<i>Other industry</i>
3.5	3.5	3.8	5.6	5.8	6.0	5.3	5.3	0.4	1.8	1.0	1.7	1.3	2.1	1.6	1.3	Manufacture of basic iron and steel
1.5	1.0	1.1	2.9	3.0	2.3	1.6	1.3	1.6	0.7	0.4	-0.4	-1.6	-0.7	-0.3	-0.9	Manufacture of basic precious and other non-ferrous metals
-1.2	-0.7	0.5	4.0	0.9	0.9	1.8	-2.3	-2.8	-3.2	-2.0	-2.4	1.6	1.4	0.1	-0.6	Casting of metals
-1.5	-1.0	1.6	0.1	0.3	-2.1	-2.5	-1.5	0.8	0.3	1.3	1.1	0.5	1.2	1.3	1.4	Manufacture of structural metal products, tanks, reservoirs , steam generators , weapons and ammunition
																<i>Manufacture of metal doors, windows and their frames, shutters and gates</i>
-3.0	-3.0	0.3	-2.2	-2.9	-5.6	-6.2	-3.6	-0.2	-1.3	-0.3	-0.9	-0.9	-0.2	0.2	1.6	<i>Manufacture of other structural metal products</i>
																<i>Manufacture of tanks, reservoirs and containers of metal</i>
2.3	3.2	4.1	4.2	6.9	7.1	6.4	5.2	4.6	5.2	5.5	6.2	2.3	3.2	3.4	1.6	<i>Other industry</i>
1.0	3.5	4.7	6.1	7.6	3.9	4.3	0.1	0.5	1.7	3.9	4.3	4.5	5.3	3.6	0.2	<i>Other industry</i>
1.8	2.0	2.8	3.5	3.9	3.5	2.7	2.1	2.2	2.8	3.3	2.1	2.2	2.7	2.2	3.1	Manufacture of other fabricated metal products; metal working service activities
1.8	2.6	2.7	3.1	5.4	5.5	3.6	1.4	1.5	1.2	-1.4	-1.1	-3.7	-4.5	-5.8	-1.9	<i>Forging, pressing, stamping and roll-forming of metal; powder metallurgy</i>
1.1	0.9	2.1	3.6	5.3	7.0	6.8	3.8	5.8	6.1	6.2	4.8	6.1	6.5	6.8	3.8	<i>Treatment and coating of metals; machining</i>
1.5	-0.3	1.0	2.8	4.0	2.4	-0.1	0.1	-1.9	-0.3	0.6	0.5	-4.9	-1.9	-1.6	-1.2	<i>Manufacture of tins and cans for food products, collapsible tubes and boxes</i>
																<i>Manufacture of metal cable, plaited bands and similar articles</i>
0.6	1.1	1.8	3.1	2.8	-0.5	0.6	0.8	0.3	2.2	3.0	1.8	3.5	4.1	3.2	4.7	<i>Manufacture of bolts, screws, nuts and similar threaded products</i>
-7.8	-7.1	1.5	-0.3	-0.2	-1.2	-1.1	-1.0	-0.8	1.6	0.6	1.8	6.4	4.3	5.2	11.5	<i>Manufacture of metal household articles</i>
3.2	3.8	3.9	4.3	3.3	3.6	3.2	5.3	5.4	5.3	8.2	3.5	5.4	5.9	5.2	5.1	<i>Manufacture of any other fabricated metal products n.e.c.</i>
4.9	4.2	4.7	5.1	3.6	4.5	2.0	-0.1	-0.3	0.5	3.3	3.8	4.6	6.8	7.1	6.6	<i>Other industry</i>
8.0	7.8	8.3	8.6	8.7	9.5	7.3	7.3	7.4	6.9	7.2	6.5	7.7	8.1	7.1	4.0	Manufacture of electronic components and boards
																<i>Manufacture of diodes, transistors and similar semiconductor devices</i>
6.7	6.4	7.6	7.9	7.8	8.0	7.3	6.6	6.7	5.9	6.1	5.1	7.7	5.9	4.1	1.7	<i>Manufacture of electronic integrated circuits micro assemblies</i>
																<i>Manufacture of electrical capacitors and resistors</i>
10.5	10.3	10.2	10.6	10.8	13.0	8.1	9.1	9.3	9.5	10.0	9.5	9.1	12.4	12.1	7.5	<i>Manufacture of printed circuit boards</i>
																<i>Manufacture of display components</i>
4.2	4.9	4.1	3.7	3.7	3.1	2.0	2.1	1.1	0.3	0.4	0.2	-1.4	1.5	2.8	2.9	<i>Manufacture of other components for electronic applications</i>
8.4	9.0	9.4	7.9	8.2	7.0	6.4	6.8	5.8	0.5	0.5	0.3	0.2	-0.3	-1.1	-1.7	Manufacture of computers and peripheral equipment
3.9	4.5	4.6	5.5	6.3	8.4	7.4	6.4	7.8	8.6	6.7	6.6	6.7	5.9	4.7	-2.5	Manufacture of communication equipment
3.5	3.8	5.4	12.5	12.6	4.2	2.2	3.5	3.9	0.8	0.6	0.9	-2.8	-2.1	-2.8	-5.2	Manufacture of consumer electronics
3.3	3.0	5.0	6.4	7.3	8.0	8.3	8.0	8.2	7.4	9.2	8.5	8.6	9.5	7.5	4.4	Manufacture of measuring, testing, navigating and control equipment; watches and clocks
																<i>Manufacture of measuring, testing, navigating and control equipment</i>
2.5	2.0	3.4	4.5	5.5	6.2	6.4	9.0	8.8	8.2	10.4	10.0	10.1	12.1	10.8	6.9	<i>Manufacture of industrial process control equipment</i>
5.8	6.7	10.7	13.2	13.8	14.6	15.3	4.9	6.0	4.9	5.1	3.4	3.6	0.9	-3.1	-3.6	<i>Manufacture of watches and clocks and parts</i>
-0.9	-0.6	-1.1	-2.1	-2.3	-1.8	-1.0	1.6	1.5	2.2	1.5	1.8	2.2	2.1	1.4	-7.8	Manufacture of irradiation, electromedical and electrotherapeutic equipment

Jadual Table **1.5b** : Bilangan Pekerja Bergaji Sektor Pembuatan Mengikut Kumpulan: Perubahan Peratusan Tahunan
 : Number of Paid Employees of Manufacturing Sector by Group: Annual Percentage Change

Kod Kumpulan Group code	Keterangan Kumpulan/Tempoh	2022		2023				2022		2023		2022		
		2021	2022	Q1	Q2	Q3	Q4	Q1	Q2	(Jan. - Jul.)	(Jan. - Jul.)	Jan.	Feb.	Mac
267 (26701 & 26702) & 268 (26800)	Pembuatan peralatan optikal, kelengkapan fotografi, media magnetik dan optikal	-8.8	-1.4	-11.2	-6.6	-4.2	-1.4	6.0	-1.4	-6.0	-1.0	-13.3	-11.3	-11.2
271	Pembuatan motor elektrik, penjana, transformer dan perkakasan pengagihan dan pengawalan elektrik	6.7	2.8	4.0	4.0	4.6	2.8	3.2	2.4	5.8	2.4	5.0	4.5	4.0
27101	Pembuatan motor elektrik, penjana dan transformer	5.8	-2.3	0.6	1.2	-0.2	-2.3	-1.0	-2.1	0.4	-0.7	1.8	1.0	0.6
27102	Pembuatan perkakasan pengagihan dan pengawalan elektrik	7.4	6.8	6.9	6.3	8.4	6.8	6.6	5.9	10.3	4.8	7.7	7.5	6.9
272/ 27200	Pembuatan bateri dan akumulator	-8.8	8.3	-5.3	-3.5	2.8	8.3	1.6	3.3	-3.6	4.1	-10.6	-4.6	-5.3
273	Pembuatan pendawaian dan peranti pendawaian	7.9	-0.4	9.8	9.4	5.3	-0.4	1.6	-3.2	8.4	-2.6	8.6	8.3	9.8
27310	Pembuatan kabel gentian optikal	-0.3	4.4	5.6	10.5	8.5	4.4	1.3	1.0	12.7	-3.9	0.6	0.2	5.6
27320	Pembuatan wayar dan kabel elektronik dan elektrik lain	7.2	1.2	9.1	10.1	5.6	1.2	3.2	-2.5	8.9	-1.3	7.9	7.7	9.1
27330	Pembuatan alatan pendawaian pembawa dan bukan pembawa arus untuk litar elektrik (tanpa mengira jenis bahan)	22.1	-23.7	22.6	0.9	0.3	-23.7	-17.8	-14.5	0.9	-17.8	22.7	21.9	22.6
274/ 27400	Pembuatan kelengkapan pencahayaan elektrik	-18.9	-1.0	-17.5	-12.3	-1.5	-1.0	-0.5	-6.2	-6.7	-6.8	-18.2	-17.3	-17.5
275/ 27500	Pembuatan perkakasan domestik	3.3	-3.1	2.1	3.6	1.4	-3.1	-1.2	1.2	3.2	1.2	3.4	3.2	2.1
279/ 27900	Pembuatan kelengkapan elektrik lain	0.5	3.1	3.5	6.5	4.1	3.1	1.9	-1.1	6.8	-0.6	1.6	1.4	3.5
281 & 282	Pembuatan jentera kegunaan umum dan kegunaan khas	1.1	3.6	1.2	2.8	4.4	3.6	3.8	2.3	4.4	0.4	1.4	1.3	1.2
28120	Pembuatan alat-alat kuasa bendalir &	22.6	-1.0	24.1	23.6	19.4	-1.0	2.1	5.5	22.0	4.1	23.1	23.6	24.1
28130	Pembuatan pam, pemampat, kepala paip dan injap lain													
28180	Pembuatan alatan tangan yang menggunakan kuasa dilengkapkan dengan motor elektrik atau bukan motor elektrik atau pneumatik	-5.1	-2.1	-4.2	-3.9	-4.1	-2.1	0.7	2.3	-4.4	2.5	-3.9	-4.3	-4.2
28220	Pembuatan jentera pembentukan logam dan alatan mesin													
28192	Pembuatan mesin penyaman udara, termasuk untuk kenderaan bermotor	-7.9	15.3	2.1	2.4	11.2	15.3	9.4	6.7	10.4	-5.4	1.1	1.6	2.1
28290	Pembuatan lain-lain mesin bertujuan khas t.t.t.l. Industri lain	-3.4	-2.8	0.1	0.1	-1.2	-2.8	-3.9	-1.2	-0.1	-0.6	-2.1	-0.6	0.1
291 (29101 & 29102)	Pembuatan kenderaan bermotor	1.7	4.5	1.9	4.0	5.2	4.5	0.4	0.6	7.0	1.0	1.9	1.9	1.9
292/ 29200	Pembuatan kerangka (coachwork) untuk kenderaan bermotor; pembuatan treler dan semi treler	-1.1	12.8	2.5	5.2	7.7	12.8	13.5	10.2	4.8	12.6	-1.5	2.3	2.5
293/ 29300	Pembuatan alat ganti dan aksesori untuk kenderaan bermotor	0.9	2.1	2.2	3.4	2.9	2.1	1.9	0.8	3.6	1.3	2.1	1.9	2.2
301 (30110 & 30120)	Pembinaan kapal dan bot	-0.6	8.5	-0.5	7.5	5.6	8.5	7.2	8.4	10.4	8.1	-0.1	-0.7	-0.5
302, 303, 304 & 309	Pembuatan lokomotif keretapi, rolling stock, kapal angkasa dan udara, jentera berkaitan, kenderaan tempur ketenteraan, dan kelengkapan pengangkutan t.t.t.l.	1.5	2.6	1.0	4.7	4.9	2.6	-0.1	-1.1	4.7	0.2	0.2	0.8	1.0
30910	Pembuatan motosikal	3.4	3.4	2.7	4.4	4.8	3.4	4.6	3.3	3.4	11.6	3.1	2.6	2.7
30920	Pembuatan basikal dan invalid carriages Industri lain	-7.1	7.5	-11.2	5.4	10.2	7.5	-5.5	-14.2	6.7	-26.1	-10.5	-11.0	-11.2
310	Pembuatan perabot	4.0	0.6	4.4	10.7	1.9	0.6	0.5	1.0	10.8	2.5	4.4	4.3	4.4
31001	Pembuatan perabot kayu dan rotan Industri lain	5.4	0.6	7.3	15.3	3.5	0.6	-0.3	0.1	15.8	2.1	7.6	7.1	7.3
321 (32110 & 32120)	Pembuatan barang kemas, bijouterie dan artikel berkaitan	-4.2	3.3	-1.9	0.2	1.7	3.3	14.5	10.2	0.2	4.0	-4.6	-1.7	-1.9
322, 325 & 329	Pembuatan instrumen muzik, peralatan dan bekalan perubatan dan pergigian dan pembuatan lain t.t.t.l.	8.2	3.6	4.0	5.7	6.6	3.6	2.1	0.9	7.4	4.0	5.6	3.9	4.0
32901	Pembuatan alat tulis Industri lain	3.0	-2.2	1.2	2.9	4.4	-2.2	-1.2	-2.9	5.1	-3.6	2.0	4.3	1.2
323/ 32300	Pembuatan barangan sukan	13.0	2.1	-1.4	1.6	4.5	2.1	-1.1	-0.9	2.0	-1.3	2.1	-1.4	-1.4
324/ 32400	Pembuatan permainan dan mainan	0.5	8.2	1.1	7.3	13.3	8.2	2.3	-0.8	13.1	-14.4	-1.2	3.3	1.1
331 & 332	Pembaikan pemasangan produk logam, jentera, kelengkapan dan pemasangan jentera perindustrian dan kelengkapan	3.7	2.1	4.3	7.5	2.1	2.1	1.7	1.3	6.1	3.0	2.6	1.7	4.3
33150	Pembaikan dan penyelenggaraan kelengkapan pengangkutan kecuali motosikal dan basikal Industri lain	-7.3	4.5	-4.2	1.4	0.2	4.5	9.2	8.9	0.3	9.5	-7.2	-6.9	-4.2
		6.1	1.6	6.0	8.7	2.5	1.6	0.3	-0.1	7.2	1.8	4.7	3.5	6.0
	Jumlah Pembuatan	2.7	3.4	2.4	3.7	3.8	3.4	2.8	2.1	4.1	1.7	2.2	2.1	2.4

2023																Group Description/Period
Apr.	Mei	Jun	Jul.	Ogo.	Sep.	Okt.	Nov.	Dis.	Jan.	Feb.	Mac	Apr.	Mei	Jun	Jul.	
-8.0	-8.9	-6.6	-6.0	-4.6	-4.2	-4.0	-2.4	-1.4	7.5	5.0	6.0	0.5	1.6	-1.4	-1.0	Manufacture of optical instruments, photographic equipment, magnetic and optical media
3.6	3.6	4.0	5.8	5.9	4.6	4.5	4.2	2.8	2.7	2.6	3.2	3.1	2.5	2.4	2.4	Manufacture of electric motors, generators, transformers and electricity distribution and control apparatus
0.5	1.8	1.2	0.4	0.3	-0.2	-0.4	-1.0	-2.3	-1.3	-1.3	-1.0	-1.1	-1.9	-2.1	-0.7	<i>Manufacture of electric motors, generators and transformers</i>
6.1	5.1	6.3	10.3	10.4	8.4	8.3	8.4	6.8	5.8	5.7	6.6	6.4	6.0	5.9	4.8	<i>Manufacture of electricity distribution and control apparatus</i>
-5.9	-10.0	-3.5	-3.6	-6.7	2.8	4.3	6.7	8.3	8.2	1.4	1.6	1.8	5.9	3.3	4.1	Manufacture of batteries and accumulators
11.4	11.5	9.4	8.4	8.6	5.3	3.8	3.9	-0.4	-0.6	2.7	1.6	1.7	-3.0	-3.2	-2.6	Manufacture of wiring and wiring devices
8.6	9.6	10.5	12.7	15.1	8.5	8.2	8.0	4.4	5.9	6.3	1.3	1.6	1.3	1.0	-3.9	<i>Manufacture of fibre optic cables</i>
10.8	11.1	10.1	8.9	9.0	5.6	4.0	4.1	1.2	0.6	4.3	3.2	3.1	-2.3	-2.5	-1.3	<i>Manufacture of other electronic and electric wires and cables</i>
21.5	18.4	0.9	0.9	0.3	0.3	-1.0	-0.9	-23.7	-18.6	-18.6	-17.8	-15.2	-14.1	-14.5	-17.8	<i>Manufacture of current -carrying and non current-carrying wiring devices for electrical circuits regardless of material</i>
-16.1	-15.2	-12.3	-6.7	-5.1	-1.5	-1.3	-2.3	-1.0	-2.8	-4.8	-0.5	-3.4	-4.6	-6.2	-6.8	Manufacture of electric lighting equipment
1.9	2.6	3.6	3.2	4.1	1.4	1.6	-3.2	-3.1	-3.2	-2.4	-1.2	-1.3	2.3	1.2	1.2	Manufacture of domestic appliances
3.3	3.9	6.5	6.8	8.6	4.1	5.3	3.0	3.1	3.6	3.8	1.9	1.1	0.1	-1.1	-0.6	Manufacture of other electrical equipment
2.0	2.5	2.8	4.4	4.5	4.4	5.0	3.2	3.6	3.4	3.2	3.8	2.7	2.0	2.3	0.4	Manufacture of general-purpose and special-purpose machinery
21.8	21.3	23.6	22.0	21.0	19.4	21.7	-2.3	-1.0	3.3	3.5	2.1	2.6	3.3	5.5	4.1	<i>Manufacture of fluid power equipment</i>
-5.2	-4.4	-3.9	-4.4	-4.2	-4.1	-4.5	-2.0	-2.1	-2.0	-1.9	0.7	0.6	-0.1	2.3	2.5	<i>Manufacture of other pumps, compressors, taps and valves</i>
1.3	2.6	2.4	10.4	10.8	11.2	14.0	14.1	15.3	11.6	11.7	9.4	9.8	7.0	6.7	-5.4	<i>Manufacture of power-driven hand tools with self-contained electric or non-electric motor or pneumatic drives</i>
-0.9	-1.8	0.1	-0.1	-0.5	-1.2	-1.6	-3.1	-2.8	-3.4	-3.3	-3.9	-3.2	-2.0	-1.2	-0.6	<i>Manufacture of metal-forming machinery and machine tools</i>
4.0	4.6	4.3	6.4	6.7	6.6	7.4	6.1	6.3	5.9	5.4	6.1	3.7	2.8	1.7	0.1	<i>Manufacture of air-conditioning machines, including for motor vehicles</i>
0.6	-0.1	4.0	7.0	7.0	5.2	4.6	4.5	4.5	4.0	0.7	0.4	1.7	4.1	0.6	1.0	Manufacture of motor vehicles
2.6	1.8	5.2	4.8	5.9	7.7	7.4	7.1	12.8	13.0	13.6	13.5	11.4	11.7	10.2	12.6	Manufacture of bodies (coachwork) for motor vehicles; manufacture of trailers and semi-trailers
2.3	2.9	3.4	3.6	3.8	2.9	2.3	2.2	2.1	1.5	1.7	1.9	1.3	1.4	0.8	1.3	Manufacture of parts and accessories for motor vehicles
3.9	4.0	7.5	10.4	10.6	5.6	7.4	7.2	8.5	9.6	10.1	7.2	7.5	8.6	8.4	8.1	Building of ships and boats
3.6	3.8	4.7	4.7	5.3	4.9	2.7	2.3	2.6	0.7	-0.2	-0.1	-0.6	-0.6	-1.1	0.2	Manufacture of railway locomotives, rolling stock, air and spacecraft, related machinery, military fighting vehicles and transport equipment n.e.c
4.3	3.6	4.4	3.4	4.5	4.8	2.1	2.5	3.4	3.7	3.8	4.6	4.1	3.0	3.3	11.6	<i>Manufacture of motorcycles</i>
-1.3	2.1	5.4	6.7	7.3	10.2	10.3	9.3	7.5	-2.7	-4.4	-5.5	-6.7	-10.5	-14.2	-26.1	<i>Manufacture of bicycles and invalid carriages</i>
4.3	4.3	4.8	5.2	5.5	3.8	1.4	0.6	0.8	-1.0	-2.4	-2.6	-2.9	-0.9	-1.4	-2.3	<i>Other industry</i>
4.6	4.2	10.7	10.8	10.7	1.9	2.3	0.4	0.6	0.8	0.7	0.5	0.4	1.3	1.0	2.5	Manufacture of furniture
7.5	7.1	15.3	15.8	16.0	3.5	3.6	1.5	0.6	0.03	0.05	-0.3	-0.2	0.6	0.1	2.1	<i>Manufacture of wooden and cane furniture</i>
-4.0	-4.4	-2.6	-3.2	-4.1	-3.2	-1.8	-3.2	0.5	3.6	2.7	3.1	2.4	3.8	3.9	3.7	<i>Other industry</i>
0.0	0.7	0.2	0.2	0.02	1.7	2.2	2.6	3.3	8.6	9.1	14.5	11.2	11.8	10.2	4.0	Manufacture of jewellery, bijouterie and related articles
3.7	4.3	5.7	7.4	7.5	6.6	5.4	3.8	3.6	2.9	2.3	2.1	0.8	1.1	0.9	4.0	Manufacture of musical instruments, medical and dental instruments and supplies and other manufacturing n.e.c.
2.1	2.9	2.9	5.1	5.8	4.4	1.8	-2.4	-2.2	-1.2	-3.6	-1.2	-2.0	-2.0	-2.9	-3.6	<i>Manufacture of stationery</i>
4.2	4.7	6.6	8.1	8.0	7.2	6.5	5.7	5.4	4.2	4.2	3.1	1.6	2.0	2.0	6.3	<i>Other industry</i>
0.8	1.5	1.6	2.0	3.9	4.5	5.3	0.6	2.1	-1.7	-2.3	-1.1	-1.9	-2.2	-0.9	-1.3	Manufacture of sports goods
0.6	4.1	7.3	13.1	13.2	13.3	12.7	12.3	8.2	5.7	2.4	2.3	3.9	2.4	-0.8	-14.4	Manufacture of games and toys
5.0	5.8	7.5	6.1	4.0	2.1	1.8	0.6	2.1	2.2	2.4	1.7	1.4	1.6	1.3	3.0	Repair of fabricated metal products, machinery and equipment and installation of industrial machinery and equipment
-3.4	-3.9	1.4	0.3	-0.02	0.2	0.8	-0.5	4.5	9.9	11.8	9.2	10.5	8.6	8.9	9.5	<i>Repair and maintenance of transport equipment except motorcycles and bicycles</i>
6.7	7.7	8.7	7.2	4.8	2.5	2.0	0.8	1.6	0.7	0.6	0.3	-0.3	0.3	-0.1	1.8	<i>Other industry</i>
2.5	2.7	3.7	4.1	4.3	3.8	3.6	3.3	3.4	3.0	3.3	2.8	2.5	2.6	2.1	1.7	Total Manufacturing

Kod Kumpulan Group code	Keterangan Kumpulan/Tempoh	2022				2023		2022			
		Q1	Q2	Q3	Q4	Q1	Q2	Jan.	Feb.	Mac	Apr.
101	Pemprosesan dan pengawetan daging	0.6	0.2	3.1	1.0	1.8	3.3	3.7	-0.6	-2.4	0.0
102	Pemprosesan dan pengawetan ikan, krustasea dan moluska	0.1	2.6	1.2	1.2	3.8	-0.3	2.5	-1.8	-0.5	1.1
	10201 Pengetinan ikan, krustasea dan moluska &										
	10202 Pemprosesan dan pengawetan ikan, krustasea dan moluska	0.8	2.0	1.3	2.1	3.8	-1.0	3.1	-1.7	-0.5	1.3
	Industri lain	-3.4	5.6	0.8	-3.1	3.5	3.5	-0.6	-1.9	-0.9	-0.5
103	Pemprosesan dan pengawetan buah-buahan dan sayur - sayuran	1.3	-0.9	-1.4	-1.1	5.8	2.8	4.8	-0.9	-2.4	-0.5
	10303 Pengetinan nanas &										
	10304 Pembuatan jem, marmalad dan sajian jeli	-11.9	9.4	-0.1	16.8	-8.3	-1.5	-4.3	-1.0	-7.1	6.3
	Industri lain	2.0	-1.4	-1.5	-2.1	6.7	3.1	5.3	-0.9	-2.2	-0.9
104	Pembuatan minyak dan lemak daripada sayuran dan haiwan	0.5	0.2	2.6	2.5	1.4	0.3	0.2	0.7	-0.3	-0.2
	10404 Pembuatan minyak sayuran mentah dan bertapis &										
	10406 Pembuatan sebatian lemak masakan	-2.1	1.9	0.4	5.6	1.8	0.4	-1.5	0.3	-1.0	0.1
	10405 Pembuatan minyak kelapa	1.9	2.2	0.6	0.1	0.6	0.0	0.7	0.6	0.6	2.2
	Industri lain	0.6	0.1	2.8	2.4	1.4	0.3	0.3	0.7	-0.3	-0.3
105	Pembuatan produk tenusu	-1.1	2.0	-0.9	1.1	0.3	-0.6	-1.4	-0.3	0.6	0.6
	10502 Pembuatan susu pekat, tepung dan sejat	-2.3	1.0	-1.2	1.5	0.04	-1.2	-2.2	-0.4	0.2	0.4
	Industri lain	2.5	4.7	0.1	-0.03	1.1	0.8	0.8	0.2	1.5	1.0
106	Pembuatan produk bijian, kanji dan produk berkanji	0.6	-0.7	2.4	1.3	1.3	-0.7	0.6	0.0	-0.1	0.5
	10611 Pengilangan beras	3.0	-0.6	5.6	1.3	2.1	-2.2	2.2	0.8	0.0	0.8
	10613 Pengilangan tepung	-0.4	-0.6	-0.3	1.9	1.8	0.7	0.1	-0.6	0.1	0.1
	Industri lain	-6.1	-1.7	-0.5	-1.4	-6.1	0.2	-4.4	-0.4	-1.4	1.0
107	Pembuatan produk makanan lain	3.0	-0.3	1.0	1.8	2.0	0.8	2.3	-0.2	0.8	-0.8
	10711 Pembuatan biskut dan cookies	0.7	0.5	0.6	-0.8	1.8	-1.0	0.7	0.1	-0.2	-0.2
	10712 Pembuatan roti, kek dan produk bakeri lain	-3.2	0.4	2.0	4.4	1.7	1.3	1.0	-3.7	-0.5	1.4
	10713 Pembuatan produk snek	-0.2	1.5	-0.1	3.7	0.1	1.2	0.5	-0.5	-0.1	0.4
	10721 Pembuatan gula	0.2	-1.8	0.9	-0.5	0.9	1.3	-0.2	0.4	0.0	-1.5
	10731 Pembuatan produk koko	0.1	0.3	2.5	-3.3	-1.6	3.6	0.5	0.4	-0.9	0.3
	10732 Pembuatan coklat dan produk coklat &										
	10733 Pembuatan konfeksi gula	-1.2	1.9	2.1	-4.8	0.8	0.4	-2.2	0.1	0.9	-0.6
	10793 Pembuatan sos dan bahan perasa	8.0	1.4	-1.5	7.0	2.9	0.2	3.2	3.2	1.4	-1.7
	10799 Pembuatan produk makanan lain t.t.t.l.	22.4	-7.0	2.1	-4.6	2.3	4.4	10.5	3.6	6.9	-6.6
	Industri lain	2.3	0.6	0.6	3.6	2.9	-0.5	2.5	0.1	-0.3	0.0
108/ 10800	Pembuatan makanan haiwan tersedia	-0.5	4.4	-0.2	0.9	0.2	-2.7	0.5	-0.7	-0.3	3.8
110	Pembuatan minuman ringan	2.2	-0.4	-0.6	1.4	2.4	0.6	1.0	1.1	0.1	1.1
	11041 Pembuatan minuman ringan	2.5	0.0	-0.5	1.0	1.2	1.0	-0.1	2.3	0.4	1.1
	11042 Pengeluaran air mineral semulajadi dan minuman lain yang dibotolkan	0.1	-0.5	-2.2	0.8	7.0	-0.6	0.8	-2.2	1.6	-0.3
	Industri lain	5.2	-1.9	2.0	5.1	0.03	0.9	8.5	1.5	-4.4	4.0
120/ 12000	Pembuatan produk tembakau	17.9	-17.2	2.4	2.8	17.5	-13.4	7.5	11.1	-1.3	-17.5
131	Pemintalan, penenunan dan penyiapan tekstil	-0.6	-2.8	1.9	-0.2	1.7	-0.5	-1.2	-0.1	0.6	-1.3
	13110 Penyediaan dan pemintalan gentian tekstil &										
	13120 Penenunan tekstil	-2.5	-3.5	0.8	1.7	2.4	-0.7	-2.2	0.3	-0.6	-1.6
	13132 Pewarnaan, pelunturan, percetakan dan penyiapan akhir benang dan fabrik	2.8	-0.5	4.2	-3.3	-1.9	0.3	-0.2	-1.0	4.1	-0.7
	Industri lain	9.4	-6.4	3.4	-10.2	19.4	-3.5	13.4	0.2	-3.7	-2.6
139	Pembuatan tekstil lain	-0.5	3.1	-0.1	0.02	0.2	2.2	0.2	-0.6	-0.1	0.8
	13910 Pembuatan fabrik dikait dan dikrusye	0.0	1.0	-0.1	-2.8	-3.0	0.7	0.7	-0.1	-0.5	-0.1
	Industri lain	-0.9	4.5	-0.05	1.9	2.2	3.2	-0.1	-0.9	0.2	1.4
141	Pembuatan pakaian, kecuali pakaian berbulu	1.5	-1.1	-1.8	4.1	0.7	0.2	0.4	1.0	0.1	-0.7
	14102 Pembuatan pakaian	0.3	0.1	-1.8	4.4	0.6	-0.3	-1.2	1.2	0.3	-0.7
	Industri lain	4.9	-4.1	-1.8	3.2	1.0	1.6	4.8	0.5	-0.4	-0.8
142 & 143	Pembuatan artikel daripada kulit bulu dan pakaian yang dikait dan dikrusye	4.0	1.0	-2.0	-0.3	8.1	-0.2	2.8	0.1	1.0	1.1
151 (15110 & 15120)	Penyamakan dan pembersihan kulit, pembuatan bagasi, beg tangan, pelana dan abah-abah pembersihan dan pewarnaan bulu	-1.0	-5.8	2.3	0.2	3.2	-4.7	-0.4	0.4	-1.0	-1.2
152	Pembuatan kasut	2.8	3.5	0.9	1.3	3.9	1.3	3.8	2.7	-3.6	0.7
	15201 Pembuatan kasut kulit &										
	15203 Pembuatan kasut getah	3.0	3.4	1.1	2.4	0.3	-2.5	5.4	1.6	-3.8	-0.2
	Industri lain	2.6	3.8	0.6	-0.1	8.4	5.8	1.9	4.1	-3.4	1.9
161/ 16100	Pengilangan dan pengetaman kayu	0.3	-1.7	1.3	-1.8	0.5	-2.4	1.2	-0.4	-0.5	0.1

2023														Group Description/Period	
Mei	Jun	Jul.	Ogo.	Sep.	Okt.	Nov.	Dis.	Jan.	Feb.	Mac	Apr.	Mei	Jun		Jul.
0.5	-0.3	-1.3	0.4	4.0	0.0	0.9	0.1	2.9	-0.3	-0.8	3.4	0.2	-0.4	-1.6	Processing and preserving of meat
-0.2	1.7	0.8	0.2	0.2	0.0	0.3	0.9	1.7	2.6	-0.6	-0.5	0.2	-0.05	0.5	Processing and preserving of fish, crustaceans and molluscs
															<i>Canning of fish, crustaceans and molluscs</i>
-0.5	1.1	0.7	0.3	0.2	0.4	0.3	1.4	1.7	2.7	-0.6	-0.7	0.3	-0.5	1.5	<i>Processing, curing and preserving of fish, crustacean and molluscs</i>
1.2	4.9	0.9	-0.3	0.2	-1.7	-0.1	-1.3	2.0	2.0	-0.5	0.8	0.02	2.7	-5.1	<i>Other industry</i>
-0.1	-0.3	1.5	-3.2	0.3	-0.6	-0.5	-0.03	3.5	2.3	-0.2	0.5	2.8	-0.4	-1.0	Processing and preserving of fruits and vegetable
															<i>Pineapple canning</i>
-1.0	4.0	-0.4	-1.1	1.4	-0.7	0.1	17.6	-8.9	0.4	0.2	-0.4	0.6	-1.6	3.3	<i>Manufacture of jams, marmalades and table jellies</i>
-0.1	-0.5	1.6	-3.3	0.3	-0.6	-0.5	-1.0	4.3	2.5	-0.2	0.6	2.9	-0.4	-1.2	<i>Other industry</i>
0.2	0.3	1.1	0.3	1.2	0.2	1.6	0.6	0.7	0.9	-0.2	-0.6	0.3	0.5	1.1	Manufacture of vegetable and animal oils and fats
															<i>Manufacture of crude and refined vegetable oil</i>
1.6	0.3	0.8	-0.6	0.2	-0.1	5.8	-0.2	0.9	0.2	0.7	-0.6	0.4	0.6	0.5	<i>Manufacture of compound cooking fats</i>
0.0	0.0	0.1	-0.1	0.6	0.0	-0.1	0.2	0.3	0.0	0.3	-0.1	0.1	0.0	-0.6	<i>Manufacture of coconut oil</i>
0.1	0.3	1.1	0.4	1.3	0.3	1.4	0.7	0.7	1.0	-0.2	-0.6	0.3	0.5	1.2	<i>Other industry</i>
0.4	1.0	-0.2	-0.8	0.2	0.4	0.4	0.3	0.5	-0.2	0.03	0.5	-1.4	0.2	0.6	Manufacture of dairy products
															<i>Manufacture of condensed, powdered and evaporated milk</i>
0.1	0.5	-0.5	-0.9	0.2	0.0	1.3	0.2	0.4	-0.2	-0.2	1.6	-2.6	-0.2	0.8	<i>Other industry</i>
1.1	2.5	0.5	-0.6	0.2	1.5	-1.9	0.4	0.7	-0.1	0.6	-2.3	2.0	1.2	0.2	<i>Other industry</i>
-1.3	0.1	0.2	0.3	2.0	-0.6	1.3	0.7	0.5	1.5	-0.7	-1.0	0.5	-0.2	-0.2	Manufacture of grain mill products, starches and starch products
-1.0	-0.4	0.3	1.8	3.4	-0.4	0.6	1.2	0.9	1.9	-0.7	-1.8	0.6	-0.9	-0.4	<i>Rice milling</i>
-1.2	0.6	0.6	-1.1	0.2	-0.5	2.4	0.0	0.1	2.3	-0.5	-0.3	0.4	0.6	-0.21	<i>Flour milling</i>
-2.5	-0.2	-2.5	-1.1	3.3	-2.1	-0.6	1.3	0.3	-4.6	-1.8	0.2	0.7	-0.6	1.4	<i>Other industry</i>
-0.1	0.5	0.1	0.5	0.4	0.5	0.3	1.0	1.8	0.6	-0.4	0.9	0.2	-0.3	1.0	Manufacture of other food products
-0.8	1.6	0.7	0.0	-0.1	-0.9	0.6	-0.5	2.3	1.5	-2.0	-0.5	-0.1	-0.4	0.3	<i>Manufacture of biscuits and cookies</i>
-0.4	-0.6	0.7	0.7	0.6	1.9	0.9	1.5	0.9	0.3	0.5	1.5	-0.4	0.2	3.4	<i>Manufacture of bread, cakes and other bakery products</i>
-0.3	1.5	0.3	-0.6	0.1	1.1	0.2	2.4	0.2	0.4	-0.4	0.5	0.8	-0.1	-1.2	<i>Manufacture of snack products</i>
0.8	-1.2	-0.1	1.3	-0.3	-0.4	-2.0	2.0	0.2	0.0	0.8	0.6	1.1	-0.4	0.1	<i>Manufacture of sugar</i>
0.3	-0.3	0.8	1.2	0.4	-3.6	-0.6	0.9	0.1	1.1	-2.7	-0.1	2.9	0.8	0.1	<i>Manufacture of cocoa products</i>
															<i>Manufacture of chocolate and chocolate products</i>
-0.4	2.9	0.4	1.5	0.2	0.2	-4.9	-0.1	3.3	-1.9	-0.5	0.8	-0.1	-0.3	1.7	<i>Manufacture of sugar confectionery</i>
2.8	0.4	-1.1	0.3	-0.7	0.4	5.1	1.5	2.0	0.1	0.8	0.4	-0.6	0.4	-0.8	<i>Manufacture of sauces and condiments</i>
0.1	-0.6	0.1	0.0	2.0	0.1	-4.6	-0.1	3.3	-0.6	-0.4	4.7	1.3	-1.6	2.1	<i>Manufacture of other food products n.e.c.</i>
-0.4	1.0	-0.3	0.7	0.2	0.2	1.8	1.5	1.8	1.8	-0.7	-0.2	0.3	-0.6	-0.1	<i>Other industry</i>
0.7	-0.1	-0.2	0.1	-0.1	0.3	0.4	0.2	0.2	0.4	-0.4	-3.1	0.04	0.4	-1.0	Manufacture of prepared animal feeds
-0.6	-0.9	-0.3	-0.4	0.1	-0.2	-0.4	2.0	1.3	0.8	0.3	0.4	0.2	-0.1	0.5	Manufacture of beverages
-0.1	-1.0	0.2	-0.7	0.1	-0.1	-0.6	1.7	-0.05	0.9	0.3	0.6	0.1	0.2	0.5	<i>Manufacture of soft drinks</i>
-0.5	0.3	-0.9	-1.3	0.1	0.0	0.5	0.3	5.6	0.1	1.3	-0.01	0.3	-0.9	0.4	<i>Production of natural mineral waters and other bottled waters</i>
-3.4	-2.3	-1.4	3.3	0.2	-1.5	-1.0	7.7	-0.2	1.8	-1.6	0.4	0.3	0.2	0.5	<i>Other industry</i>
-0.1	0.5	-0.5	-4.8	8.1	0.3	0.6	1.8	5.2	11.4	0.3	-12.0	-0.6	-1.0	-2.2	Manufacture of tobacco products
-0.3	-1.2	-0.5	1.0	1.5	0.4	-0.6	-0.03	1.1	-0.7	1.3	-0.5	1.1	-1.1	-1.4	Spinning, weaving and finishing of textiles
															<i>Preparation and spinning of textile fibres</i>
-0.9	-1.2	-0.5	1.0	0.3	0.9	1.5	-0.7	1.2	-1.0	2.2	-0.2	0.3	-0.8	0.5	<i>Weaving of textiles</i>
0.5	-0.3	-0.5	0.7	4.1	-0.1	-4.6	1.5	-0.3	-0.8	-0.8	-0.4	2.3	-1.6	-5.8	<i>Dyeing, bleaching, printing and finishing of yarns and fabrics</i>
4.7	-8.3	-0.3	2.0	1.7	-3.0	-8.0	0.7	11.4	4.0	3.1	-5.3	5.1	-3.1	-1.8	<i>Other industry</i>
2.0	0.2	-0.6	0.1	0.4	-0.6	1.3	-0.7	0.6	-1.0	0.6	1.2	1.3	-0.2	-0.4	Manufacture of other textiles
1.4	-0.3	-0.4	-0.1	0.5	-2.3	0.4	-0.9	-0.3	-0.3	-2.4	1.3	0.1	-0.7	-0.9	<i>Manufacture of knitted and crocheted fabrics</i>
2.5	0.6	-0.7	0.3	0.4	0.6	1.8	-0.5	1.1	-1.4	2.5	1.1	2.0	0.1	-0.04	<i>Other industry</i>
0.7	-1.1	-1.2	-0.7	0.1	-1.0	4.5	0.7	0.6	-0.1	0.2	0.2	0.5	-0.4	-1.3	Manufacture of wearing apparel, except fur
1.2	-0.4	-1.3	-0.8	0.3	-1.2	4.4	1.1	1.1	-0.9	0.4	-0.2	0.6	-0.7	-1.4	<i>Manufacture of clothings</i>
-0.5	-2.8	-0.8	-0.4	-0.6	-0.7	4.6	-0.6	-0.7	2.0	-0.2	1.3	0.0	0.3	-0.8	<i>Other industry</i>
															Manufacture of articles of fur, knitted and crocheted apparel
0.0	-0.1	0.0	-2.6	0.6	-3.2	3.8	-0.7	2.5	3.5	1.9	0.0	0.4	-0.6	-0.6	<i>Other industry</i>
															Tanning and dressing of leather; manufacture of luggage, handbags, saddlery and harness; dressing and dyeing of fur
-1.0	-3.7	-1.2	2.2	1.3	0.0	-0.7	0.9	1.7	1.4	0.2	-2.9	0.3	-2.2	-1.3	<i>Other industry</i>
1.8	1.0	-1.0	0.7	1.2	0.5	0.8	-0.1	3.1	2.4	-1.6	-0.3	1.1	0.5	-0.6	Manufacture of footwear
															<i>Manufacture of leather footwear</i>
1.6	2.0	-0.5	0.8	0.8	1.4	1.2	-0.2	3.9	-1.4	-2.1	-1.8	-0.7	0.1	-0.6	<i>Manufacture of rubber footwear</i>
2.0	-0.2	-1.7	0.6	1.7	-0.6	0.3	0.1	2.0	7.3	-1.0	1.5	3.3	0.9	-0.5	<i>Other industry</i>
0.4	-2.1	0.2	0.6	0.5	-0.4	0.5	-1.8	2.5	-0.04	-1.9	-1.9	1.6	-2.0	-1.0	Sawmilling and planing of wood

Jadual Table **1.5c** : Bilangan Pekerja Bergaji Sektor Pembuatan Mengikut Kumpulan: Perubahan Peratusan Bulanan/Suku Tahunan
 : Number of Paid Employees of Manufacturing Sector by Group: Monthly/Quarterly Percentage Change

Kod Kumpulan Group code	Keterangan Kumpulan/Tempoh	2022				2023		2022			
		Q1	Q2	Q3	Q4	Q1	Q2	Jan.	Feb.	Mac	Apr.
162	Pembuatan produk daripada kayu, gabus, jerami dan bahan jalinan lain	-3.1	2.0	0.8	1.9	-1.8	0.5	0.1	-0.5	-2.8	-0.8
16211	Pembuatan kepingan venier dan papan lapis	-3.4	1.8	1.8	1.5	-2.6	0.5	-1.7	-0.9	-0.8	-1.1
16212	Pembuatan papan partikel dan papan gentian	1.8	-0.3	-2.6	-3.9	-1.2	3.4	1.9	0.5	-0.5	-0.7
16221	Pertukangan kayu untuk jurubina	-10.9	2.3	-1.7	7.8	-1.7	0.03	0.1	0.3	-11.2	-1.2
	Industri lain	2.2	3.5	1.8	1.4	0.2	-0.9	4.8	-0.3	-2.1	0.2
170	Pembuatan kertas dan produk kertas	1.4	-0.6	1.8	1.8	1.1	-2.8	0.7	0.8	-0.1	-1.0
17010	Pembuatan pulpa, kertas dan kertas tebal	-0.9	0.4	1.1	4.6	0.8	-9.2	0.2	-1.1	-0.1	0.1
17020	Pembuatan kertas gelugur dan kertas tebal dan bekas daripada kertas dan kertas tebal	1.5	-0.5	3.3	2.4	0.1	-2.2	-0.1	1.6	0.1	-1.4
17091	Pembuatan sampul surat dan kad surat	0.9	1.5	2.1	-4.7	5.7	-1.1	2.9	-1.0	-1.0	-2.2
17092	Pembuatan kertas kegunaan rumah dan pembersih peribadi	-0.6	-2.1	1.8	-0.5	-0.9	-1.9	0.7	-0.7	-0.6	-0.6
17093	Pembuatan kertas bergam atau pelekat yang berjalur atau bergulung dan label dan kertas dinding	4.4	-0.6	-1.9	2.2	4.8	-0.6	0.6	4.1	-0.2	-1.1
	Industri lain	4.4	-0.9	1.8	0.6	3.4	-0.4	4.1	-0.5	0.8	-0.9
181 & 182	Percetakan, aktiviti perkhidmatan berkaitan percetakan dan penerbitan semula media rakaman	0.3	-2.6	-0.7	7.1	0.3	-1.9	0.1	-0.2	0.5	-3.3
18110	Percetakan	0.5	-2.2	-0.7	7.2	0.3	-1.2	0.1	-0.3	0.7	-3.3
18120	Aktiviti perkhidmatan berkaitan percetakan &	-0.4	-4.4	-0.6	6.8	0.1	-5.1	0.1	-0.1	-0.4	-3.6
18200	Penerbitan semula media rakaman										
192 (19201 & 19202)	Pembuatan produk petroleum bertapis	3.7	-2.6	2.3	0.9	3.8	-1.8	-0.3	1.5	2.5	-2.8
201	Pembuatan kimia asas, baja dan sebatian nitrogen, plastik dan getah sintetik dalam bentuk primer	2.3	-1.5	-0.1	1.1	4.0	-2.0	0.6	0.8	0.9	-1.9
20111	Pembuatan gas perindustrian atau perubatan bukan organik dalam bentuk cecair atau mampat	1.5	1.2	-0.3	3.1	8.8	-2.5	2.8	-1.2	-0.1	0.0
20112	Pembuatan kimia organik asas &	1.9	-0.7	1.5	5.7	2.7	-2.3	0.1	0.4	1.4	-0.7
20113	Pembuatan sebatian bukan organik										
20121	Pembuatan baja &	4.7	-8.5	-0.6	-11.9	9.2	-4.4	1.2	3.7	-0.3	-8.9
20129	Pembuatan produk campuran nitrogen										
20131	Pembuatan plastik dalam bentuk primer	1.1	-0.6	-1.7	2.4	0.1	0.2	-0.6	0.1	1.7	-0.3
	Industri lain	4.3	7.9	-1.3	1.8	5.3	-0.1	2.5	1.2	0.6	4.3
202 & 203	Pembuatan produk kimia lain dan serat buatan manusia	4.5	-3.0	-0.8	3.7	1.3	-4.0	0.7	-1.1	4.9	-3.8
20210	Pembuatan racun perosak dan produk agrokimia lain	-2.0	-1.4	-1.6	4.8	5.8	-2.6	0.6	-2.8	0.3	-0.8
20221	Pembuatan cat, varnis dan penyadur dan mastik	18.4	-17.4	-1.2	3.2	5.5	-3.2	3.7	-3.3	18.0	-16.7
20222	Pembuatan dakwat cetak	17.3	-2.0	0.2	-0.01	5.4	0.3	0.2	-0.2	17.3	-0.7
20231	Pembuatan sabun dan bahan pencuci, penyediaan membersihkan dan mengilap &	-0.6	0.9	1.3	4.1	-1.8	-8.2	0.0	-0.8	0.2	-2.4
20232	Pembuatan pewangi dan penyediaan dandanan diri										
20291	Pembuatan plat fotografi, filem, sensitized paper dan other sensitized unexposed materials &										
20292	Pembuatan dakwat menulis dan melukis &	0.3	1.6	-3.6	5.3	0.3	-0.8	-0.1	0.1	0.3	1.5
20299	Pembuatan produk kimia lain t.t.t.l. &										
	Industri lain	3.3	-1.8	0.1	-12.8	12.0	-3.9	2.2	0.8	0.3	-0.9
210	Pembuatan produk farmaseutikal, kimia perubatan dan botani	-1.2	12.9	3.0	-5.2	-1.6	3.8	-1.6	0.5	-0.1	12.9
21001	Pembuatan bahan aktif ubat-ubatan untuk digunakan oleh bidang farmakologi dalam pembuatan ubat-ubatan &	-2.0	11.1	3.0	-4.6	-2.8	4.8	-2.9	1.1	-0.2	11.5
	Industri lain	1.0	17.3	2.9	-6.7	1.5	1.4	1.6	-0.8	0.2	16.4
221	Pembuatan produk getah	2.0	1.4	-0.6	-2.9	-0.6	-5.4	2.2	-0.4	0.2	4.4
22111	Pembuatan tayar getah untuk kenderaan	2.1	4.7	-13.2	1.3	1.8	4.6	1.7	0.9	-0.5	7.1
22112	Pembuatan bunga tayar yang boleh ditukar ganti dan tayar celup	-5.6	-4.4	6.7	7.5	2.2	-2.6	0.4	-4.0	-2.0	4.9
22191	Pembuatan produk lain daripada getah asli atau sintetik, tidak divulkan, divulkan atau dikeraskan &	-0.6	1.6	2.7	2.1	5.7	2.2	0.8	-1.1	-0.3	5.0
22193	Pengilangan semula getah dan prosesan susu getah										
22192	Pembuatan sarung tangan getah	3.8	3.4	-1.6	-6.5	-3.9	-8.1	3.4	-0.7	1.1	4.5
22199	Pembuatan produk getah lain yang t.t.t.l. &	0.2	-3.0	2.3	0.2	1.5	-7.0	0.7	0.6	-1.0	3.3
222	Pembuatan produk plastik	1.2	0.7	1.0	0.3	0.4	0.9	-1.0	-0.8	3.1	1.1
22201	Pembuatan produk plastik separa siap &	6.3	4.8	-0.4	0.4	-1.0	3.4	-1.1	-0.7	8.3	3.4
22202	Pembuatan produk plastik siap										
22203	Pembuatan artikel plastik untuk pembungkusan barangan	0.5	0.4	2.0	1.0	0.8	0.8	-1.5	-0.9	3.0	0.7
22204	Pembuatan barangan plastik jurubina	7.8	-1.3	1.0	1.7	1.2	-0.2	0.9	-0.5	7.4	0.6
22205	Pembuatan pinggan mangkuk, peralatan dapur dan barangan tandas daripada plastik	15.7	3.2	0.8	-9.2	4.3	-1.0	14.9	0.0	0.7	2.5
22209	Pembuatan pelbagai produk plastik t.t.t.l. &	-5.2	-2.3	1.2	2.3	-0.2	-0.3	-4.4	-1.0	0.2	-0.3
231 (23101 & 23102 & 23109)	Pembuatan kaca dan produk kaca	0.4	6.0	2.7	1.9	0.4	0.5	1.2	-0.9	0.1	-0.2

2023															Group Description/Period
Mei	Jun	Jul.	Ogo.	Sep.	Okt.	Nov.	Dis.	Jan.	Feb.	Mac	Apr.	Mei	Jun	Jul.	
3.9	-1.0	-0.8	0.0	1.6	0.4	1.1	0.5	-0.1	1.0	-2.6	-0.3	2.1	-1.4	0.1	Manufacture of products of wood, cork, straw and plaiting materials
4.8	-1.8	-1.3	-0.2	3.4	0.5	1.4	-0.4	-1.0	1.0	-2.5	-1.0	3.3	-1.7	1.6	Manufacture of veneer sheets and plywood
0.6	-0.1	0.5	0.1	-3.2	0.6	-2.8	-1.8	-2.3	1.8	-0.7	-1.3	4.7	0.2	-0.1	Manufacture of particle board and fibreboard
3.4	0.2	-1.3	0.5	-0.9	-0.5	2.5	5.7	1.3	1.5	-4.4	1.2	-0.2	-1.0	-2.1	Manufacture of builders' carpentry
3.4	-0.1	0.6	0.3	0.8	0.5	1.0	-0.02	2.3	-0.01	-2.0	1.1	-0.4	-1.5	-2.4	Other industry
0.2	0.1	0.3	-0.1	1.6	1.2	0.3	0.3	0.3	1.0	-0.2	-1.2	-1.4	-0.3	-0.9	Manufacture of paper and paper products
0.0	0.4	0.3	-1.1	2.0	2.0	1.1	1.4	0.1	1.5	-0.8	0.2	-9.4	-0.04	-0.1	Manufacture of pulp, paper and paperboard
0.5	0.4	0.1	0.9	2.3	1.7	0.6	0.1	-0.5	0.7	-0.1	-2.4	0.2	0.04	-1.3	Manufacture of corrugated paper and paperboard and of containers of paper and paperboard
3.3	0.5	-0.2	-0.2	2.4	-0.8	-5.8	2.0	3.1	3.0	-0.5	-1.6	1.4	-0.9	0.4	Manufacture of envelopes and letter-card
-1.2	-0.3	0.7	-0.1	1.2	0.2	-0.4	-0.3	0.8	-0.8	-0.9	-0.5	-0.02	-1.4	-1.6	Manufacture of household and personal hygiene paper
1.6	-1.1	-0.2	-0.8	-0.9	0.5	1.6	0.1	0.4	4.2	0.2	0.2	-0.7	-0.04	-0.5	Manufacture of gummed or adhesive paper in strips or rolls and labels and wall paper
-0.3	0.3	1.1	-1.8	2.5	1.0	-0.7	0.4	2.3	0.1	1.0	-0.9	0.4	0.04	0.2	Other industry
0.6	0.2	-0.3	0.0	-0.4	4.3	2.3	0.4	0.2	-0.5	0.6	-1.0	1.1	-2.0	-0.1	Printing, service activities related to printing and reproduction of recorded media
0.8	0.3	-0.3	-0.1	-0.3	4.3	2.6	0.1	0.2	-0.7	0.9	-0.4	1.4	-2.2	-0.2	Printing
-0.6	-0.2	-0.3	0.2	-0.5	4.0	0.8	1.8	0.3	0.2	-0.5	-3.9	-0.4	-0.8	0.3	Service activities related to printing
															Reproduction of recorded media
0.3	0.0	2.2	0.3	-0.2	0.0	0.1	0.8	-0.2	1.2	2.8	-1.3	-0.2	-0.3	0.3	Manufacture of refined petroleum products
0.3	0.0	0.2	-0.1	-0.1	1.6	-1.0	0.5	1.6	1.1	1.3	-3.1	0.8	0.4	-3.8	Manufacture of basic chemicals, fertilizer and nitrogen compounds, plastics and synthetic rubber in primary forms
0.2	1.0	0.2	-1.0	0.5	2.6	0.1	0.4	3.0	0.2	5.5	-5.7	4.1	-0.6	-0.3	Manufacture of liquefied or compressed inorganic industrial or medical gases
0.1	-0.1	1.1	0.0	0.4	1.7	2.7	1.2	0.4	1.1	1.1	-3.5	0.3	1.0	-4.4	Manufacture of basic organic chemicals
															Manufacture of inorganic compounds
															Manufacture of fertilizers
0.4	0.0	0.1	0.3	-1.0	1.3	-11.8	-1.3	3.5	4.1	1.3	-5.0	0.4	0.1	-7.6	Manufacture of associated nitrogen products
-0.4	0.1	-1.1	0.1	-0.7	1.7	-0.1	0.8	1.4	-0.9	-0.3	-0.2	-0.2	0.6	-1.8	Manufacture of plastics in primary forms
4.5	-1.0	0.3	-1.7	0.1	0.5	1.2	0.2	2.7	2.5	0.1	-1.0	1.5	-0.6	-4.4	Other industry
1.2	-0.3	-0.4	-0.4	-0.1	1.0	2.3	0.4	0.0	-0.4	1.7	-2.1	-0.9	-1.0	0.9	Manufacture of other chemical products and man-made fibres
-0.6	0.0	0.0	-5.6	4.2	1.6	4.2	-1.0	2.1	1.8	1.7	-1.1	0.4	-1.9	0.1	Manufacture of pesticides and other agrochemical products
-0.6	-0.3	-0.5	-0.7	0.0	1.1	0.9	1.2	4.1	-4.5	6.1	-3.2	0.2	-0.3	-0.5	Manufacture of paints, varnishes and similar coatings ink and mastics
0.3	-1.6	0.1	0.0	0.2	0.0	-0.1	0.1	1.4	-0.1	4.0	0.1	0.1	0.1	0.7	Manufacture of printing ink
															Manufacture of soap and detergents, cleaning and polishing preparations
3.9	-0.6	1.1	0.1	0.1	1.9	1.9	0.3	-3.0	1.0	0.3	-3.6	-3.1	-1.7	2.4	Manufacture of perfumes and toilet preparations
															Manufacture of photographic plates, films, sensitized paper and other sensitized unexposed materials
-0.5	0.6	-2.5	0.3	-1.5	0.0	4.3	0.9	0.7	-0.5	0.2	-0.7	0.4	-0.6	0.3	Manufacture of writing and drawing ink
															Manufacture of other chemical products n.e.c.
0.0	-0.8	0.6	0.1	-0.5	-0.3	-8.4	-4.5	-1.7	9.8	3.8	-0.8	-0.3	-2.8	-0.8	Other industry
-0.5	0.5	1.4	1.1	0.5	0.1	-4.8	-0.5	-1.9	0.4	-0.1	5.4	-1.2	-0.4	1.9	Manufacture of pharmaceuticals, medicinal chemical and botanical products
-0.5	0.2	1.9	1.1	0.0	1.1	-5.2	-0.4	-3.3	0.3	0.2	8.7	-2.7	-0.8	1.2	Manufacture of medicinal active substances to be used for their pharmacological properties in the manufacture of medicaments
-0.5	1.3	0.2	0.9	1.8	-2.2	-3.9	-0.8	1.5	0.7	-0.6	-2.1	2.8	0.7	3.6	Other industry
-0.4	-2.6	-0.7	0.0	0.2	-1.4	-1.4	-0.1	-1.5	0.3	0.6	-0.8	-1.6	-3.1	0.2	Manufacture of rubber products
0.1	-2.4	-12.5	-0.7	-0.2	0.4	1.4	-0.4	0.4	1.0	0.4	7.3	-0.2	-2.3	6.2	Manufacture of rubber tyres for vehicles
-3.3	-5.8	0.0	3.8	2.8	1.3	7.3	-1.1	0.3	2.7	-0.7	-0.4	-0.9	-1.3	0.9	Manufacture of interchangeable tyre treads and retreading rubber tyres
															Manufacture of other products of natural or synthetic rubber, unvulcanized, vulcanized or hardened
-0.9	-2.5	1.7	1.2	-0.2	-0.4	2.1	0.3	2.2	3.0	0.4	2.1	0.3	-0.2	3.8	Rubber remilling and latex processing
-0.3	-0.8	-1.0	-0.8	0.2	-2.5	-3.6	-0.5	-4.4	-0.7	1.2	-2.6	-2.1	-3.6	-1.7	Manufacture of rubber gloves
-0.2	-6.0	1.1	0.9	0.3	-0.4	0.0	0.6	1.7	0.2	-0.4	-0.8	-2.0	-4.3	-0.1	Manufacture of other rubber products n.e.c.
-0.4	0.0	0.8	0.1	0.1	-0.3	0.6	0.1	0.3	0.3	-0.2	1.1	0.2	-0.4	2.2	Manufacture of plastics products
															Manufacture of semi-manufactures of plastic products
-0.4	1.8	0.4	-0.4	-0.4	-0.5	0.7	0.3	-0.2	0.2	-1.0	4.2	0.4	-1.2	-0.3	Manufacture of finished plastic products
-0.6	0.3	0.4	0.6	1.0	0.9	-0.2	0.3	0.2	1.0	-0.4	0.8	0.05	-0.1	2.3	Manufacture of plastic articles for the packing of goods
-1.6	-0.3	0.6	-0.5	0.9	2.5	-1.3	0.6	1.3	0.3	-0.4	-0.5	0.6	-0.3	-0.4	Manufacture of builders' plastics ware
0.5	0.2	0.7	-0.4	0.5	-5.7	-1.7	-2.0	2.1	1.4	0.8	-1.1	0.6	-0.4	-3.7	Manufacture of plastic tableware, kitchenware and toilet articles
-0.4	-1.6	1.6	0.1	-0.5	0.1	2.0	0.3	0.2	-0.7	0.3	-0.2	0.04	-0.1	5.7	Manufacture of diverse plastic products n.e.c.
6.2	0.0	1.5	2.0	-0.8	-0.6	1.9	0.5	0.3	0.3	-0.2	0.03	1.1	-0.6	-4.3	Manufacture of glass and glass products

Kod Kumpulan Group code	Keterangan Kumpulan/Tempoh	2022				2023		2022			
		Q1	Q2	Q3	Q4	Q1	Q2	Jan.	Feb.	Mac	Apr.
239	Pembuatan pengeluaran galian bukan logam t.t.t.l.	-0.6	-0.1	0.4	-0.3	-2.0	2.0	1.0	-1.8	0.3	0.5
23911	Pembuatan mortar refraktori dan konkrit										
&											
23921	Pembuatan seramik bukan refraktori	-7.0	-1.2	-1.7	3.5	-6.9	0.1	-6.3	-2.2	1.5	-1.0
23930	Pembuatan produk porselin dan seramik lain	-0.6	1.1	3.2	-0.7	-15.6	2.0	1.8	-1.1	-1.3	-0.7
23941	Pembuatan simen hidrolik	-0.1	3.2	-11.0	3.8	-2.1	-0.5	0.3	0.1	-0.5	3.0
23951	Pembuatan konkrit dan mortar siap bancuh dan banchuan kering	-3.7	3.3	4.0	0.8	-6.1	0.8	0.9	-4.8	0.3	4.4
23952	Pembuatan konkrit pratuangan, simen atau artikel batu buatan yang digunakan dalam pembinaan;										
&											
23953	Pembuatan komponen struktur pasang siap untuk bangunan atau kejuruteraan awam dari simen, batu atau konkrit buatan	1.0	-2.4	1.4	-0.9	2.6	3.0	1.7	-1.7	1.0	-1.6
&											
23959	Pembuatan artikel konkrit, simen dan plaster lain t.t.t.l.										
23990	Pembuatan produk mineral bukan logam lain t.t.t.l.	4.7	-2.4	0.6	-1.9	-1.5	3.2	3.9	1.1	-0.3	-0.5
	Industri lain	3.0	2.7	1.9	-6.4	3.8	3.5	5.6	-0.9	-1.6	2.6
241 (24101 & 24102 & 24103 & 24104 & 24109)	Pembuatan besi dan keluli asas	-2.2	1.1	0.1	1.4	-0.9	1.0	-0.6	-2.4	0.8	0.4
242 (24201 & 24202 & 24209)	Pembuatan logam asas berharga dan logam bukan ferus lain	3.6	-3.1	1.3	0.02	1.5	-3.0	1.4	2.7	-0.5	0.7
243	Pengacuan logam	5.9	-6.8	0.4	-1.9	6.3	-4.4	4.0	2.1	-0.3	-6.3
251 & 252	Pembuatan produk struktur logam, tangki, takungan, penjana wap, senjata dan peluru	0.4	-2.4	0.3	2.6	0.7	-2.3	0.1	-0.7	0.9	-0.9
25113	Pembuatan pintu, tingkap dan bingkai, penutup tingkap dan pintu pagar daripada logam	0.9	-3.9	-0.9	3.9	0.1	-2.8	0.3	-0.6	1.1	-1.5
25119	Pembuatan produk struktur logam lain										
25120	Pembuatan tangki, takungan dan kontena daripada logam	-0.8	0.6	5.9	-1.1	0.8	-2.1	-0.8	0.4	-0.4	1.0
	Industri lain	-0.5	0.7	-1.2	1.5	3.3	0.04	0.1	-2.2	1.7	-0.3
259	Pembuatan lain-lain produk yang direka daripada logam; aktiviti perkhidmatan kerja logam	2.2	-2.2	1.1	1.1	2.1	-2.1	0.5	0.4	1.3	-1.5
25910	Tempaan, tekanan, hentakan dan bentuk gelekkan logam; serbuk metalurgi	0.5	0.4	3.3	-2.6	-2.1	-4.4	1.1	0.2	-0.8	-0.2
25920	Rawatan dan penyalutan logam; menggunakan mesin	8.4	-7.6	2.3	3.2	7.4	-5.8	0.7	3.2	4.3	-5.6
25991	Pembuatan tin untuk produk makanan dan minuman, tiub dan kotak boleh dilipat	-0.5	-1.1	-0.3	0.1	1.9	-3.2	1.9	-0.9	-1.6	1.1
25992	Pembuatan kabel, plaited bands (jalur/pita berpintal) dan artikel seumpamanya daripada logam										
&											
25993	Pembuatan bolt, skru, nat dan produk uliran seumpamanya	-0.8	-1.3	0.7	1.8	0.7	0.01	-0.6	0.2	-0.4	-1.2
25994	Pembuatan barangan rumah daripada logam	3.8	-3.8	-5.0	4.7	6.5	-0.6	-0.6	0.9	3.5	-3.1
25999	Pembuatan produk lain yang direka daripada logam t.t.t.l.	3.4	-2.7	0.2	4.6	1.5	-1.1	0.5	-0.6	3.5	-1.8
	Industri lain	3.1	-2.0	0.8	-2.2	7.4	1.2	0.2	1.0	2.0	-0.4
261	Pembuatan komponen dan papan elektronik	1.5	2.2	2.1	1.4	0.7	2.8	-0.4	0.9	1.0	0.8
26101	Pembuatan diod, transistor dan alatan semikonduktor yang seumpamanya										
&											
26102	Pembuatan litar elektronik bersepadu dengan pemasangan mikro	1.4	2.8	2.2	0.2	-0.1	1.9	-0.9	1.0	1.3	1.4
26103	Pembuatan kapasitor dan perintang elektrik										
&											
26104	Pembuatan papan litar bercetak	1.7	1.2	2.7	3.3	1.9	3.7	0.0	0.9	0.8	-0.1
&											
26105	Pembuatan komponen paparan										
26109	Pembuatan komponen lain untuk aplikasi elektronik	0.8	2.6	-2.4	0.2	-0.1	5.3	0.9	-0.2	0.1	1.3
262 (26201 & 26202)	Pembuatan komputer dan kelengkapan peranti	1.1	1.7	1.0	1.9	-4.1	0.2	0.5	0.1	0.6	-0.5
263/ 26300	Pembuatan peralatan komunikasi	0.0	4.1	3.5	0.1	-1.1	2.2	-1.3	1.2	0.2	0.8
264/ 26400	Pembuatan peralatan elektronik pengguna	0.1	4.4	1.0	-1.7	-2.8	0.6	1.0	-0.5	-0.3	2.1
265	Pembuatan kelengkapan mengukur, menguji, memandu arah dan kawalan; jam tangan dan jam	1.0	0.9	3.5	2.5	1.3	-0.01	0.8	-0.3	0.6	-0.3
26511	Pembuatan kelengkapan mengukur, menguji, memandu arah dan kawalan	0.2	0.9	4.2	3.3	1.2	1.6	1.0	-0.7	-0.1	0.0
26512	Pembuatan kelengkapan kawalan proses perindustrian										
26520	Pembuatan jam tangan dan jam dan bahagiannya	4.0	0.7	1.3	-0.1	1.5	-5.6	0.1	0.8	3.1	-1.4
266/ 26600	Pembuatan peralatan penyinaran, perubahan elektro dan elektroterapeutik	-0.8	0.9	1.6	-0.1	-0.5	0.5	-0.6	-0.4	0.1	-0.9

2023															Group Description/Period
Mei	Jun	Jul.	Ogo.	Sep.	Okt.	Nov.	Dis.	Jan.	Feb.	Mac	Apr.	Mei	Jun	Jul.	
-0.8	0.2	0.5	-0.7	0.6	0.0	0.1	-0.4	0.5	-2.3	-0.2	0.5	0.7	0.7	1.5	Manufacture of non-metallic mineral products Manufacture of refractory mortars and concretes
-0.3	0.1	0.0	-0.6	-1.1	0.5	3.7	-0.7	-5.0	-1.6	-0.4	-0.4	-0.5	1.0	-2.3	Manufacture of non-refractory ceramic
1.4	0.4	2.4	0.5	0.2	-0.1	-0.7	0.1	0.2	-15.4	-0.4	-1.0	3.4	-0.4	1.5	Manufacture of other porcelain and ceramic products
0.4	-0.2	0.2	-12.8	1.9	0.1	4.3	-0.6	1.5	0.03	-3.5	-0.3	0.2	-0.4	3.7	Manufacture of hydraulic cement
-1.3	0.2	-0.3	2.9	1.4	0.2	1.8	-1.2	1.0	-5.7	-1.4	-0.1	1.2	-0.3	3.1	Manufacture of ready-mix and dry-mix concrete and mortars
															Manufacture of precast concrete, cement or artificial stone articles for use in construction
															Manufacture of prefabricated structural components for building or civil engineering of cement, concrete or artificial stone
															Manufacture of other articles of concrete, cement and plaster n.e.c.
-2.0	0.1	0.4	-0.3	0.5	-2.7	0.3	0.4	-1.2	0.7	-1.0	1.0	1.7	0.5	5.7	Manufacture of other non-metallic mineral products n.e.c.
-0.7	0.8	-0.4	2.2	0.1	-0.1	-4.8	-1.6	4.1	-0.1	-0.1	1.3	-0.2	2.2	1.3	Other industry
-0.1	0.8	0.0	-0.1	0.2	1.6	-0.3	0.02	0.9	-3.2	1.5	0.01	0.8	0.2	-0.3	Manufacture of basic iron and steel
-1.2	-2.7	1.0	0.1	0.2	-0.2	-0.1	0.3	0.5	2.4	-1.3	-0.5	-0.2	-2.2	0.3	Manufacture of basic precious and other non-ferrous metals
-1.1	0.6	0.6	-0.6	0.4	0.8	-2.4	-0.3	3.5	3.4	-0.6	-2.5	-1.4	-0.6	-0.1	Casting of metals
0.4	-1.9	-0.3	0.3	0.3	-0.1	0.1	2.6	-0.4	0.4	0.7	-1.5	1.1	-1.8	-0.1	Manufacture of structural metal products, tanks, reservoirs , steam generators , weapons and ammunition
															Manufacture of metal doors, windows and their frames, shutters and gates
0.5	-2.8	-0.8	-0.2	0.1	-0.5	0.3	4.1	-0.8	0.4	0.6	-1.5	1.1	-2.4	0.6	Manufacture of other structural metal products
0.3	-0.8	0.9	1.4	3.5	-0.1	-0.3	-0.8	-0.2	0.7	0.3	-2.7	1.3	-0.6	-0.8	Manufacture of tanks, reservoirs and containers of metal
0.1	1.0	0.6	1.6	-3.3	1.4	-0.5	0.5	1.4	-0.2	2.0	-0.1	0.9	-0.7	-2.7	Other industry
-0.3	-0.5	0.0	0.4	0.8	-0.1	0.2	1.0	1.1	1.0	0.05	-1.4	0.2	-1.0	0.9	Manufacture of other fabricated metal products; metal working service activities
0.9	-0.3	-1.0	2.3	2.0	-1.1	-1.6	0.1	0.8	-2.3	-0.4	-2.8	0.04	-1.7	3.1	Forging, pressing, stamping and roll-forming of metal; powder metallurgy
-0.8	-1.2	1.9	-0.6	0.9	1.8	-1.3	2.7	1.0	3.3	2.9	-4.5	-0.5	-1.0	-0.9	Treatment and coating of metals; machining
-2.8	0.6	0.7	0.5	-1.4	-0.7	1.3	-0.5	3.5	0.02	-1.6	-4.3	0.2	0.9	1.1	Manufacture of tins and cans for food products, collapsible tubes and boxes
															Manufacture of metal cable, plaited bands and similar articles
-0.3	0.1	0.2	0.3	0.1	0.5	1.4	-0.2	1.2	1.0	-1.5	0.5	0.3	-0.8	1.7	Manufacture of bolts, screws, nuts and similar threaded products
1.4	-2.2	-5.6	0.7	-0.1	-0.1	5.1	-0.3	1.8	-0.1	4.7	1.3	-0.6	-1.3	-0.04	Manufacture of metal household articles
-0.2	-0.8	-0.4	-0.4	1.0	0.0	1.4	3.1	0.5	2.1	-1.0	0.01	0.3	-1.4	-0.5	Manufacture of any other fabricated metal products n.e.c.
-1.1	-0.5	1.0	-1.0	0.8	-0.8	-1.3	-0.1	0.9	3.8	2.5	0.4	1.0	-0.1	0.5	Other industry
0.2	1.1	0.5	0.8	0.8	-0.2	0.8	0.7	-0.8	1.2	0.3	1.9	0.7	0.2	-2.4	Manufacture of electronic components and boards
0.2	1.2	0.6	1.4	0.3	-0.4	-0.1	0.7	-1.6	1.2	0.3	3.9	-1.4	-0.5	-1.8	Manufacture of diodes, transistors and similar semiconductor devices
															Manufacture of electronic integrated circuits micro assemblies
															Manufacture of electrical capacitors and resistors
0.0	1.3	0.6	0.3	1.7	0.2	2.1	1.0	0.2	1.4	0.3	-0.4	3.0	1.1	-3.5	Manufacture of printed circuit boards
															Manufacture of display components
1.7	-0.4	-0.8	-0.7	-0.9	-0.8	1.7	-0.7	-0.01	-0.04	-0.1	-0.3	4.8	0.8	-0.7	Manufacture of other components for electronic applications
1.5	0.6	0.0	1.0	0.0	-0.5	3.2	-0.7	-4.6	0.2	0.3	-0.5	1.0	-0.2	-0.6	Manufacture of computers and peripheral equipment
1.6	1.5	0.5	1.3	1.7	-0.4	-0.1	0.6	-0.6	-0.6	0.1	0.9	0.9	0.4	-6.4	Manufacture of communication equipment
1.2	1.1	1.4	4.7	-4.8	-0.2	-0.7	-0.8	-2.0	-0.7	-0.1	-1.7	1.9	0.4	-1.1	Manufacture of consumer electronics
0.0	1.2	1.3	1.5	0.6	0.6	1.6	0.3	0.05	1.3	-0.02	-0.2	0.8	-0.6	-1.6	Manufacture of measuring, testing, navigating and control equipment; watches and clocks
															Manufacture of measuring, testing, navigating and control equipment
-0.2	1.0	1.6	1.8	0.8	0.8	2.2	0.3	0.3	1.3	-0.4	0.1	1.6	-0.1	-2.0	Manufacture of industrial process control equipment
0.4	1.8	0.3	0.8	0.2	-0.2	-0.4	0.4	-1.0	1.0	1.4	-1.2	-2.2	-2.3	-0.2	Manufacture of watches and clocks and parts
0.9	0.9	0.5	1.0	0.0	0.3	-0.1	-0.4	0.2	-1.0	0.4	-0.4	0.8	0.1	-8.6	Manufacture of irradiation, electromedical and electrotherapeutic equipment

Kod Kumpulan Group code	Keterangan Kumpulan/Tempoh	2022				2023		2022			
		Q1	Q2	Q3	Q4	Q1	Q2	Jan.	Feb.	Mac	Apr.
267 (26701 & 26702) & 268 (26800)	Pembuatan peralatan optikal, kelengkapan fotografi, media magnetik dan optikal	-4.3	5.2	1.1	-3.0	2.8	-2.1	-5.1	1.3	-0.5	3.8
271	Pembuatan motor elektrik, penjana, transformer dan perkakasan pengagihan dan pengawalan elektrik	-0.1	-2.0	4.8	0.2	0.3	-2.7	0.6	-0.4	-0.3	-2.2
27101	Pembuatan motor elektrik, penjana dan transformer	0.5	-2.7	1.3	-1.3	1.7	-3.8	1.3	-0.6	-0.2	-2.9
27102	Pembuatan perkakasan pengagihan dan pengawalan elektrik	-0.6	-1.4	7.5	1.3	-0.8	-2.0	0.1	-0.3	-0.4	-1.6
272/ 27200	Pembuatan bateri dan akumulator	5.9	-2.0	6.4	-1.8	-0.7	-0.4	0.1	6.0	-0.3	-1.2
273	Pembuatan pendawaian dan peranti pendawaian	-1.1	1.7	-0.2	-0.8	0.9	-3.1	-0.4	-1.3	0.6	0.4
27310	Pembuatan kabel gantian optikal	5.6	3.1	6.2	-9.7	2.5	2.8	-0.4	0.1	5.9	1.0
27320	Pembuatan wayar dan kabel elektronik dan elektrik lain	-1.6	1.9	-0.5	1.5	0.3	-3.7	-0.5	-1.4	0.3	0.5
27330	Pembuatan alatan pendawaian pembawa dan bukan pembawa arus untuk litar elektrik (tanpa mengira jenis bahan)	2.4	-1.3	0.0	-24.4	10.3	2.6	1.1	0.0	1.2	-0.3
274/ 27400	Pembuatan kelengkapan pencahayaan elektrik	-1.3	4.0	6.7	-9.6	-0.9	-1.9	0.3	-0.2	-1.5	0.3
275/ 27500	Pembuatan perkakasan domestik	3.1	-1.5	-3.8	-0.8	5.1	0.9	0.5	-0.6	3.2	-1.4
279/ 27900	Pembuatan kelengkapan elektrik lain	1.9	1.1	-1.6	1.7	0.7	-1.9	0.6	-0.5	1.8	-0.4
281 & 282	Pembuatan jentera kegunaan umum dan kegunaan khas	0.7	2.9	-0.7	0.7	0.8	1.4	0.9	1.3	-1.5	1.3
28120	Pembuatan alat-alat kuasa bendalir &	1.7	-2.5	-1.2	1.0	4.9	0.8	0.3	0.7	0.7	-1.0
28130	Pembuatan pam, pemampat, kepala paip dan injap lain										
28180	Pembuatan alatan tangan yang menggunakan kuasa dilengkapkan dengan motor elektrik atau bukan motor elektrik atau pneumatik	0.7	0.6	-2.1	-1.2	3.6	2.1	0.5	1.6	-1.3	0.3
28220	Pembuatan jentera pembentukan logam dan alatan mesin										
28192	Pembuatan mesin penyaman udara, termasuk untuk kenderaan bermotor	7.7	-1.5	4.0	4.5	2.1	-3.9	6.2	1.2	0.2	-1.1
28290	Pembuatan lain-lain mesin bertujuan khas t.t.t.l. Industri lain	3.4	-0.4	-5.9	0.2	2.3	2.4	1.6	1.3	0.5	0.6
		-1.5	6.7	0.2	0.9	-1.6	2.2	0.1	1.3	-2.8	2.9
291 (29101 & 29102)	Pembuatan kenderaan bermotor	0.8	0.6	2.6	0.4	-3.2	0.8	0.2	0.9	-0.3	-1.4
292/ 29200	Pembuatan kerangka (coachwork) untuk kenderaan bermotor; pembuatan treler dan semi treler	2.6	3.5	2.5	3.6	3.2	0.5	0.2	3.7	-1.3	2.1
293/ 29300	Pembuatan alat ganti dan aksesori untuk kenderaan bermotor	1.6	0.7	-0.5	0.3	1.4	-0.3	1.0	0.4	0.2	0.4
301 (30110 & 30120)	Pembinaan kapal dan bot	3.2	0.1	3.2	1.8	1.9	1.3	2.0	-0.3	1.4	-1.5
302, 303, 304 & 309	Pembuatan lokomotif keretapi, rolling stock, kapal angkasa dan udara, jentera berkaitan, kenderaan tempur ketenteraan, dan kelengkapan pengangkutan t.t.t.l.	4.6	-1.2	1.1	-1.8	1.9	-2.3	3.4	0.8	0.3	-0.7
30910	Pembuatan motosikal	4.9	-3.2	2.1	-0.3	6.2	-4.4	2.5	0.9	1.5	-2.3
30920	Pembuatan basikal dan invalid carriages Industri lain	6.4	3.7	0.4	-2.9	-6.5	-5.9	6.8	-0.3	-0.1	0.9
		4.0	-0.8	0.5	-2.7	0.4	0.5	3.4	1.0	-0.5	0.2
310	Pembuatan perabot	2.8	1.1	-1.0	-2.2	2.6	1.6	2.0	0.2	0.5	1.5
31001	Pembuatan perabot kayu dan rotan Industri lain	3.3	1.6	-1.3	-2.8	2.4	2.0	2.5	-0.2	0.9	1.9
		1.0	-0.5	0.0	0.1	3.6	0.2	0.3	1.5	-0.8	0.3
321 (32110 & 32120)	Pembuatan barang kemas, bijouterie dan artikel berkaitan	-1.2	-1.1	1.8	3.7	9.5	-4.7	2.0	1.7	-4.8	1.4
322, 325 & 329	Pembuatan instrumen muzik, peralatan dan bekalan perubatan dan pergigian dan pembuatan lain t.t.t.l.	1.2	0.9	1.4	-0.01	-0.2	-0.4	0.3	0.4	0.5	0.2
32901	Pembuatan alat tulis Industri lain	-3.1	0.2	2.2	-1.4	-2.1	-1.5	-0.7	0.3	-2.7	0.7
		2.6	1.1	1.2	0.4	0.4	-0.04	0.6	0.4	1.5	0.0
323/ 32300	Pembuatan barangan sukan	-2.0	-0.3	1.3	3.2	-5.1	-0.1	0.9	-3.2	0.3	0.4
324/ 32400	Pembuatan permainan dan mainan	1.8	2.1	7.9	-3.5	-3.8	-1.0	0.0	3.1	-1.4	-2.1
331 & 332	Pembaikan pemasangan produk logam, jentera, kelengkapan dan pemasangan jentera perindustrian dan kelengkapan	3.4	0.4	-2.7	1.1	3.0	0.02	2.6	-0.1	0.9	0.5
33150	Pembaikan dan penyelenggaraan kelengkapan pengangkutan kecuali motosikal dan basikal Industri lain	1.1	1.1	-1.7	4.0	5.7	0.8	2.4	-1.9	0.6	0.9
		3.8	0.2	-2.9	0.5	2.5	-0.1	2.6	0.2	1.0	0.5
Jumlah Pembuatan		1.2	0.5	0.8	0.8	0.7	-0.2	0.6	0.1	0.5	0.2

2023															Group Description/Period
Mei	Jun	Jul.	Ogo.	Sep.	Okt.	Nov.	Dis.	Jan.	Feb.	Mac	Apr.	Mei	Jun	Jul.	
-0.6	2.0	-1.3	2.8	-0.4	0.0	-4.3	1.3	3.5	-1.0	0.4	-1.5	0.4	-1.1	-0.9	Manufacture of optical instruments, photographic equipment, magnetic and optical media
-0.2	0.4	1.5	2.5	0.7	0.2	-0.4	0.4	0.5	-0.5	0.3	-2.2	-0.7	0.2	1.5	Manufacture of electric motors, generators, transformers and electricity distribution and control apparatus
0.5	-0.4	-0.3	0.3	1.3	-0.4	-1.4	0.5	2.3	-0.6	0.1	-2.9	-0.2	-0.6	1.2	Manufacture of electric motors, generators and transformers
-0.8	1.0	2.8	4.2	0.3	0.6	0.3	0.3	-0.9	-0.4	0.4	-1.7	-1.1	0.9	1.8	Manufacture of electricity distribution and control apparatus
-3.3	2.6	-1.4	2.3	5.5	1.2	-3.6	0.6	0.02	-0.7	-0.1	-1.0	0.6	0.02	-0.6	Manufacture of batteries and accumulators
1.1	0.1	-1.4	2.4	-1.1	0.3	1.7	-2.7	-0.5	2.0	-0.5	0.6	-3.6	-0.1	-0.8	Manufacture of wiring and wiring devices
1.7	0.4	3.4	1.7	1.0	-0.4	-9.1	-0.3	1.0	0.5	0.9	1.2	1.4	0.1	-1.6	Manufacture of fibre optic cables
1.3	0.1	-1.7	2.6	-1.3	0.4	2.3	-1.1	-1.1	2.2	-0.8	0.4	-4.0	-0.1	-0.5	Manufacture of other electronic and electric wires and cables
-1.6	0.5	-0.3	0.2	0.0	-1.1	0.9	-24.3	7.9	0.0	2.2	2.9	-0.3	0.0	-4.1	Manufacture of current-carrying and non current-carrying wiring devices for electrical circuits regardless of material
0.5	3.3	4.3	-0.3	2.6	-0.8	-9.5	0.7	-1.5	-2.2	2.9	-2.6	-0.8	1.5	3.7	Manufacture of electric lighting equipment
-0.3	0.1	-1.8	1.0	-2.9	2.0	-3.7	0.9	0.4	0.2	4.5	-1.5	3.4	-0.9	-1.8	Manufacture of domestic appliances
0.4	1.0	0.5	1.2	-3.2	0.5	1.2	-0.01	1.1	-0.3	-0.1	-1.2	-0.5	-0.2	1.0	Manufacture of other electrical equipment
0.1	1.5	-0.6	0.2	-0.2	0.5	0.05	0.1	0.7	1.1	-1.0	0.3	-0.6	1.7	-2.5	Manufacture of general-purpose and special-purpose machinery
-1.0	-0.5	0.2	-0.5	-0.9	0.6	0.6	-0.3	4.7	0.9	-0.7	-0.5	-0.2	1.6	-1.1	Manufacture of fluid power equipment
0.0	0.2	-1.9	0.0	-0.2	-0.3	-0.5	-0.4	0.5	1.7	1.3	0.2	-0.6	2.6	-1.8	Manufacture of other pumps, compressors, taps and valves
-0.1	-0.4	2.1	1.1	0.8	0.2	2.2	2.0	2.7	1.3	-1.9	-0.7	-2.6	-0.6	-9.5	Manufacture of power-driven hand tools with self-contained electric or non-electric motor or pneumatic drives
-0.7	-0.3	-0.1	-1.6	-4.3	0.5	-1.2	1.0	1.0	1.4	-0.2	1.3	0.5	0.5	0.5	Manufacture of metal-forming machinery and machine tools
0.5	3.3	-0.8	0.5	0.5	1.0	0.03	-0.1	-0.3	0.8	-2.1	0.5	-0.4	2.1	-2.3	Manufacture of air-conditioning machines, including for motor vehicles
-0.9	3.0	1.9	0.4	0.2	-0.1	0.1	0.4	-0.3	-2.3	-0.6	-0.2	1.4	-0.4	2.4	Manufacture of motor vehicles
-0.3	1.6	-0.6	1.1	2.0	0.1	-1.2	4.8	0.3	4.3	-1.4	0.2	0.1	0.2	1.5	Manufacture of bodies (coachwork) for motor vehicles; manufacture of trailers and semi-trailers
0.2	0.1	-0.3	-0.2	0.1	0.1	0.0	0.1	0.4	0.6	0.4	-0.2	0.3	-0.5	0.1	Manufacture of parts and accessories for motor vehicles
0.6	1.1	2.6	0.5	0.2	2.3	0.3	-0.8	3.0	0.2	-1.3	-1.2	1.6	0.8	2.3	Building of ships and boats
-0.4	-0.1	-0.2	0.3	1.0	-1.2	-0.4	-0.2	1.5	-0.05	0.4	-1.2	-0.4	-0.7	1.1	Manufacture of railway locomotives, rolling stock, air and spacecraft, related machinery, military fighting vehicles and transport equipment n.e.c
-1.5	0.5	-1.3	1.0	2.4	-0.5	0.2	0.0	2.8	1.0	2.3	-2.8	-2.6	0.9	6.6	Manufacture of motorcycles
1.7	1.1	0.2	-1.7	1.9	-0.1	-0.8	-1.9	-3.3	-2.1	-1.2	-0.4	-2.5	-3.1	-13.6	Manufacture of bicycles and invalid carriages
-0.1	-0.9	0.5	0.3	-0.4	-1.9	-0.8	-0.01	1.6	-0.4	-0.76	-0.1	1.93	-1.36	-0.41	Other industry
-0.7	0.3	-1.9	0.2	0.6	-0.3	-1.5	-0.3	2.2	0.04	0.4	1.4	0.3	-0.1	-0.4	Manufacture of furniture
-0.6	0.3	-2.3	0.5	0.4	-0.5	-1.3	-1.1	1.9	-0.2	0.6	2.0	0.2	-0.2	-0.3	Manufacture of wooden and cane furniture
-0.9	0.1	-0.5	-0.8	1.3	0.2	-2.5	2.3	3.3	0.7	-0.4	-0.4	0.6	0.1	-0.7	Other industry
-0.1	-2.3	1.4	-0.4	0.9	1.1	2.5	0.1	7.3	2.2	-0.1	-1.5	0.5	-3.7	-4.3	Manufacture of jewellery, bijouterie and related articles
0.4	0.3	1.5	0.1	-0.2	-0.4	0.0	0.4	-0.3	-0.2	0.3	-1.1	0.7	0.1	4.7	Manufacture of musical instruments, medical and dental instruments and supplies and other manufacturing n.e.c.
0.3	-0.8	1.9	0.1	0.1	-0.1	-2.2	0.9	0.4	-2.2	-0.3	-0.1	0.3	-1.7	1.1	Manufacture of stationery
0.4	0.6	1.4	0.1	-0.3	-0.5	0.7	0.3	-0.5	0.4	0.5	-1.4	0.8	0.6	5.7	Other industry
0.6	-1.3	0.4	0.8	0.1	1.7	-1.3	2.8	-2.8	-3.8	1.5	-0.4	0.2	0.1	-0.1	Manufacture of sports goods
1.9	2.3	5.5	0.4	1.9	-0.1	-1.1	-2.2	-2.3	-0.1	-1.5	-0.6	0.4	-0.9	-9.0	Manufacture of games and toys
0.6	-0.8	-0.4	-1.3	-1.0	1.2	-0.4	0.3	2.7	0.04	0.2	0.2	0.8	-1.0	1.2	Repair of fabricated metal products, machinery and equipment and installation of industrial machinery and equipment
-0.2	0.4	-1.5	-0.6	0.4	0.0	1.6	2.4	7.7	-0.2	-1.7	2.1	-2.0	0.7	-0.9	Repair and maintenance of transport equipment except motorcycles and bicycles
0.7	-1.0	-0.2	-1.4	-1.2	1.4	-0.8	-0.1	1.7	0.1	0.6	-0.1	1.3	-1.3	1.7	Other industry
0.2	0.1	0.1	0.4	0.3	0.2	0.3	0.3	0.3	0.3	0.1	-0.1	0.3	-0.4	-0.2	Total Manufacturing

Jadual **1.6a** : Gaji dan Upah yang Dibayar Sektor Pembuatan Mengikut Kumpulan
 Table : *Salaries and Wages Paid of Manufacturing Sector by Group*

Kod Kumpulan Group code	Keterangan Kumpulan/Tempoh	2021		2022				2023				2022	2023	2022
		2021	2022	Q1	Q2	Q3	Q4	Q1	Q2	(Jan. - Jul.)	(Jan. - Jul.)	Jan.	Feb.	Mar.
101	Pemprosesan dan pengawetan daging	355	361	88	87	87	99	103	106	203	243	31	29	28
102	Pemprosesan dan pengawetan ikan, krustasea dan moluska	457	449	111	110	111	116	118	117	258	275	38	36	36
	10201 Pengetinan ikan, krustasea dan moluska & 10202 Pemprosesan dan pengawetan ikan, krustasea dan moluska	369	358	89	88	88	94	96	96	206	224	30	29	29
	Industri lain	87	91	22	22	24	22	22	22	52	51	8	7	7
103	Pemprosesan dan pengawetan buah-buahan dan sayur - sayuran	174	190	46	47	48	48	55	59	110	133	15	15	15
	10303 Pengetinan nanas & 10304 Pembuatan jem, marmalad dan sajian jeli	15	11	2	3	3	3	4	4	6	9	1	1	1
	Industri lain	160	179	44	45	45	45	51	55	103	123	15	14	15
104	Pembuatan minyak dan lemak daripada sayuran dan haiwan	2,773	2,958	721	727	736	774	782	784	1,698	1,833	241	240	240
	10404 Pembuatan minyak sayuran mentah dan bertapis & 10406 Pembuatan sebatian lemak masakan	204	218	52	55	56	55	55	56	126	128	17	17	18
	10405 Pembuatan minyak kelapa	96	93	24	25	23	22	26	27	56	64	8	8	8
	Industri lain	2,473	2,646	645	648	657	697	701	701	1,516	1,641	215	215	215
105	Pembuatan produk tenusu	804	875	221	227	217	211	225	232	519	528	73	74	74
	10502 Pembuatan susu pekat, tepung dan sejat	704	775	195	200	193	187	199	206	459	468	64	66	65
	Industri lain	99	100	26	27	23	24	25	26	60	60	9	8	9
106	Pembuatan produk bijian, kanji dan produk berkanji	366	370	93	92	92	91	96	98	217	226	32	31	31
	10611 Pengilangan beras	176	179	45	44	45	44	48	47	104	111	16	15	15
	10613 Pengilangan tepung	165	166	42	42	42	41	41	45	98	101	14	14	14
	Industri lain	25	25	6	6	6	6	7	6	15	15	2	2	2
107	Pembuatan produk makanan lain	3,799	4,170	1,011	1,028	1,043	1,088	1,094	1,082	2,382	2,545	335	330	345
	10711 Pembuatan biskut dan cookies	320	375	89	93	95	97	101	103	213	240	30	29	30
	10712 Pembuatan roti, kek dan produk bakeri lain	933	932	219	229	238	247	239	243	523	566	73	72	73
	10713 Pembuatan produk snek	204	232	55	58	59	60	62	59	132	141	19	17	18
	10721 Pembuatan gula	76	81	22	21	20	18	17	17	49	40	7	7	8
	10731 Pembuatan produk koko	82	93	24	23	22	23	23	24	55	56	8	8	8
	10732 Pembuatan coklat dan produk coklat & 10733 Pembuatan konfeksi gula	347	401	99	99	99	104	101	92	231	225	31	32	36
	10793 Pembuatan sos dan bahan perasa	363	369	92	91	90	96	100	102	213	236	30	30	32
	10799 Pembuatan produk makanan lain t.t.t.l.	381	481	114	116	120	132	135	134	269	315	37	38	39
	Industri lain	1,094	1,206	297	299	299	311	316	307	696	726	99	97	101
108/10800	Pembuatan makanan haiwan tersedia	1,045	1,061	262	260	261	278	281	277	610	652	87	87	87
110	Pembuatan minuman ringan	508	532	132	128	128	143	141	139	302	325	44	45	43
	11041 Pembuatan minuman ringan	342	373	90	89	90	104	101	100	208	234	30	31	29
	11042 Pengeluaran air mineral semulajadi dan minuman lain yang dibotolkan	128	127	34	31	30	31	32	31	75	72	11	11	11
	Industri lain	38	32	8	8	8	8	9	8	19	19	3	3	3
120/12000	Pembuatan produk tembakau	62	63	17	14	14	18	18	16	36	38	5	6	6
131	Pemintalan, penenunan dan penyiapan tekstil	328	353	87	86	88	92	84	85	203	197	29	29	29
	13110 Penyediaan dan pemintalan gentian tekstil & 13120 Penenunan tekstil	222	238	59	58	59	62	56	58	136	135	20	20	20
	13132 Pewarnaan, pelunturan, percetakan dan penyiapan akhir benang dan fabrik	98	107	26	27	27	27	25	24	62	57	9	9	9
	Industri lain	8	9	2	2	2	2	2	2	5	5	1	1	1
139	Pembuatan tekstil lain	329	319	79	78	80	83	88	91	183	209	27	26	26
	13910 Pembuatan fabrik dikait dan dikrusye	111	97	25	23	23	25	24	26	56	58	9	9	8
	Industri lain	218	222	54	55	57	57	65	65	127	152	18	17	18
141	Pembuatan pakaian, kecuali pakaian berbulu	838	887	225	212	213	238	238	230	507	543	79	73	73
	14102 Pembuatan pakaian	580	598	151	141	143	164	162	154	339	367	53	49	49
	Industri lain	258	289	74	71	70	74	76	76	168	176	25	25	24
142 & 143	Pembuatan artikel daripada kulit bulu dan pakaian yang dikait dan dikrusye	25	25	6	7	6	6	6	6	15	14	2	2	2
151 (15110 & 15120)	Penyamakan dan pembersihan kulit, pembuatan bagasi, beg tangan, pelana dan abah-abah pembersihan dan pewarnaan bulu	121	123	31	30	30	32	32	32	70	75	11	10	10
152	Pembuatan kasut	186	201	51	50	48	51	54	53	116	124	17	17	17
	15201 Pembuatan kasut kulit & 15203 Pembuatan kasut getah	133	145	37	36	35	37	39	37	84	88	12	12	12
	Industri lain	54	56	15	14	13	14	15	15	33	36	5	5	5
161/16100	Pengilangan dan pengetaman kayu	547	520	137	129	127	128	134	127	308	305	46	47	44

2023																Group Description/Period
Apr.	Mei	Jun	Jul.	Ogo.	Sep.	Okt.	Nov.	Dis.	Jan.	Feb.	Mac	Apr.	Mei	Jun	Jul.	
29	29	29	29	29	30	30	33	37	36	34	33	35	35	36	34	Processing and preserving of meat
37	37	37	37	37	37	39	39	39	40	39	39	38	40	40	40	Processing and preserving of fish, crustaceans and molluscs
29	29	29	29	29	29	31	31	32	32	32	32	31	32	32	33	<i>Canning of fish, crustaceans and molluscs</i>
7	8	7	8	8	8	8	7	7	7	7	7	7	7	7	7	<i>Processing, curing and preserving of fish, crustacean and molluscs</i>
16	16	16	16	16	16	16	16	16	18	18	19	19	20	20	19	Processing and preserving of fruits and vegetable
1	1	1	1	1	1	1	1	1	1	1	1	1	1	1	1	<i>Pineapple canning</i>
15	15	15	15	15	15	15	15	15	17	17	17	18	18	18	18	<i>Manufacture of jams, marmalades and table jellies</i>
239	242	246	250	239	246	249	246	280	264	261	258	262	262	260	267	Manufacture of vegetable and animal oils and fats
18	18	19	19	19	18	18	18	18	19	18	18	19	18	19	17	<i>Manufacture of crude and refined vegetable oil</i>
8	8	8	8	8	8	7	7	7	9	9	9	9	9	9	10	<i>Manufacture of compound cooking fats</i>
214	215	219	223	213	220	223	220	254	237	233	230	234	235	232	240	<i>Manufacture of coconut oil</i>
77	77	73	72	73	72	69	71	71	73	77	75	77	77	78	71	Manufacture of dairy products
68	69	64	64	65	64	61	63	62	64	69	66	69	68	69	63	<i>Manufacture of condensed, powdered and evaporated milk</i>
9	9	9	8	8	8	8	8	8	9	8	9	8	9	9	9	<i>Other industry</i>
32	30	30	31	32	30	30	30	31	32	32	32	33	32	33	32	Manufacture of grain mill products, starches and starch products
15	15	15	15	15	15	15	15	15	16	16	16	16	16	15	16	<i>Rice milling</i>
14	14	14	14	15	13	13	13	14	14	14	14	15	14	16	14	<i>Flour milling</i>
2	2	2	2	2	2	2	2	2	2	2	2	2	2	2	2	<i>Other industry</i>
338	341	349	343	346	354	353	360	375	372	361	361	357	363	363	368	Manufacture of other food products
30	31	32	31	32	32	32	33	33	34	33	33	34	35	35	37	<i>Manufacture of biscuits and cookies</i>
74	77	77	76	77	85	82	83	82	82	79	77	80	82	81	84	<i>Manufacture of bread, cakes and other bakery products</i>
18	19	20	20	20	20	20	21	20	21	21	20	19	20	20	20	<i>Manufacture of snack products</i>
7	7	7	7	7	7	7	6	5	6	6	5	5	6	6	6	<i>Manufacture of sugar</i>
9	7	7	7	7	8	8	8	8	7	8	8	9	8	8	8	<i>Manufacture of cocoa products</i>
32	33	34	33	33	32	33	33	38	34	33	34	31	31	31	32	<i>Manufacture of chocolate and chocolate products</i>
30	30	32	30	30	30	30	30	35	32	31	37	35	33	34	33	<i>Manufacture of sugar confectionery</i>
38	38	39	39	39	41	42	45	45	48	44	43	43	45	46	46	<i>Manufacture of sauces and condiments</i>
99	99	101	100	100	99	100	103	109	107	106	103	101	103	103	102	<i>Manufacture of other food products n.e.c.</i>
86	87	87	88	87	86	86	86	105	90	98	93	90	94	92	95	Manufacture of prepared animal feeds
44	42	42	41	42	45	45	47	52	48	47	47	47	46	45	45	Manufacture of beverages
30	30	29	29	29	32	32	34	38	34	33	33	34	33	33	33	<i>Manufacture of soft drinks</i>
11	10	10	10	10	10	10	10	11	11	10	11	11	10	10	10	<i>Production of natural mineral waters and other bottled waters</i>
3	2	3	3	3	3	3	3	3	3	3	3	3	3	3	3	<i>Other industry</i>
5	5	5	5	5	5	5	5	7	6	6	6	5	5	5	5	Manufacture of tobacco products
28	29	29	29	29	30	30	30	31	29	27	28	28	29	28	29	Spinning, weaving and finishing of textiles
19	19	19	19	19	20	20	21	21	20	18	19	19	20	20	21	<i>Preparation and spinning of textile fibres</i>
9	9	9	9	9	9	9	9	10	9	9	8	8	8	8	7	<i>Weaving of textiles</i>
1	1	1	1	1	1	1	1	1	1	1	1	1	1	1	1	<i>Dyeing, bleaching, printing and finishing of yarns and fabrics</i>
26	26	26	27	27	27	27	28	28	30	29	30	30	31	30	30	Manufacture of other textiles
8	8	8	8	8	8	8	9	9	8	8	8	8	9	9	8	<i>Manufacture of knitted and crocheted fabrics</i>
18	18	18	19	19	19	19	19	19	22	21	22	22	22	22	22	<i>Other industry</i>
72	72	67	70	70	72	72	79	87	83	77	78	78	77	74	75	Manufacture of wearing apparel, except fur apparel
48	48	45	47	47	49	49	53	62	58	52	52	53	52	49	50	<i>Manufacture of clothings</i>
24	24	22	23	23	24	23	25	26	26	25	26	25	25	25	24	<i>Other industry</i>
2	2	2	2	2	2	2	2	2	2	2	2	2	2	2	2	Manufacture of articles of fur, knitted and crocheted apparel
10	10	10	9	10	11	11	11	11	11	11	11	11	11	11	10	Tanning and dressing of leather; manufacture of luggage, handbags, saddlery and harness; dressing and dyeing of fur
17	17	16	15	16	17	17	17	18	18	18	18	18	18	17	17	Manufacture of footwear
12	12	12	11	12	12	12	12	13	13	13	13	12	13	12	12	<i>Manufacture of leather footwear</i>
5	5	4	4	4	5	5	5	5	5	5	5	5	5	5	5	<i>Manufacture of rubber footwear</i>
44	43	43	42	42	43	43	42	43	44	45	44	43	42	42	44	Sawmilling and planning of wood

Jadual Table **1.6a** : Gaji dan Upah yang Dibayar Sektor Pembuatan Mengikut Kumpulan
: Salaries and Wages Paid of Manufacturing Sector by Group

Kod Kumpulan Group code	Keterangan Kumpulan/Tempoh	2022			2023				2022	2023	2022			
		2021	2022	Q1	Q2	Q3	Q4	Q1	Q2	(Jan. - Jul.)	(Jan. - Jul.)	Jan.	Feb.	Mac
162	Pembuatan produk daripada kayu, gabus, jerami dan bahan jalinan	1,913	2,064	514	504	516	530	544	535	1,189	1,259	174	170	169
16211	Pembuatan kepingan venier dan papan lapis	934	1,008	248	239	255	265	255	251	570	594	84	82	81
16212	Pembuatan papan partikel dan papan gentian	251	299	76	76	74	74	82	77	176	185	25	25	25
16221	Pertukangan kayu untuk jurubina	407	428	107	106	106	109	122	122	249	284	36	36	35
	Industri lain	321	329	83	83	80	83	85	84	193	196	29	27	27
170	Pembuatan kertas dan produk kertas	2,018	2,100	524	516	520	541	548	523	1,211	1,244	173	177	174
17010	Pembuatan pulpa, kertas dan kertas tebal	271	304	74	76	77	77	67	55	176	141	25	25	25
17020	Pembuatan kertas gelugur dan kertas tebal dan bekas daripada kertas dan kertas tebal	805	836	200	205	211	220	226	225	473	527	69	65	65
17091	Pembuatan sampul surat dan kad surat	59	54	13	13	13	14	13	13	31	31	5	4	4
17092	Pembuatan kertas kegunaan rumah dan pembersih peribadi	345	374	98	93	90	94	108	97	221	234	28	36	34
	17093 Pembuatan kertas bergam atau pelekat yang berjalur atau bergulung dan label dan kertas dinding	308	270	73	65	64	68	63	62	159	146	24	25	24
	Industri lain	230	263	65	64	64	69	70	71	151	166	22	21	21
181 & 182	Percetakan, aktiviti perkhidmatan berkaitan percetakan dan penerbitan semula media rakaman	2,153	2,242	567	559	542	575	594	600	1,308	1,390	194	185	188
18110	Percetakan	1,807	1,892	474	475	458	486	498	509	1,103	1,173	162	154	158
18120	Aktiviti perkhidmatan berkaitan percetakan &													
18200	Penerbitan semula media rakaman	346	350	93	84	84	88	96	91	205	217	32	31	30
192 (19201 & 19202)	Pembuatan produk petroleum bertapis	2,326	2,363	629	532	577	625	677	570	1,346	1,437	199	198	231
201	Pembuatan kimia asas, baja dan sebatian nitrogen, plastik dan getah sintetik dalam bentuk primer	3,062	3,205	799	787	807	812	863	801	1,859	1,928	259	263	277
20111	Pembuatan gas perindustrian atau perubatan bukan organik dalam bentuk cecair atau mampat	226	296	73	73	76	74	90	82	171	202	24	24	24
20112 & 20113	Pembuatan kimia organik asas & Pembuatan sebatian bukan organik	1,560	1,670	413	403	427	426	451	408	961	992	136	137	140
20121 & 20129	Pembuatan baja & Pembuatan produk campuran nitrogen	343	310	82	76	75	77	76	74	183	175	25	27	30
20131	Pembuatan plastik dalam bentuk primer	831	811	203	206	199	204	216	210	477	495	65	65	72
	Industri lain	102	118	28	29	30	30	31	26	68	65	9	10	10
202 & 203	Pembuatan produk kimia lain dan serat buatan manusia	2,616	2,626	686	635	638	667	688	657	1,537	1,570	229	226	231
20210	Pembuatan racun perosak dan produk agrokimia lain	240	258	67	66	61	64	71	81	154	179	22	20	25
20221	Pembuatan cat, varnis dan penyadur dan mastik	340	361	98	85	85	93	106	101	212	240	35	31	32
20222	Pembuatan dakwat cetak	279	236	63	58	57	58	54	53	140	126	21	21	21
20231 & 20232	Pembuatan sabun dan bahan pencuci, penyediaan membersih dan mengilat & Pembuatan pewangi dan penyediaan dandanan diri	902	844	230	198	202	215	236	219	494	530	72	79	79
20291 & 20292 & 20299	Pembuatan plat fotografi, filem, sensitized paper dan other sensitized unexposed materials & Pembuatan dakwat menulis dan melukis & Pembuatan produk kimia lain t.t.t.l.	821	891	219	219	224	229	210	194	516	474	75	72	72
	Industri lain	34	37	9	9	9	9	9	9	22	21	3	3	3
210	Pembuatan produk farmaseutikal, kimia perubatan dan botani	717	789	180	196	202	211	188	197	442	452	61	60	60
21001	Pembuatan bahan aktif ubat-ubatan untuk digunakan oleh bidang farmakologi dalam pembuatan ubat-ubatan	574	629	143	156	160	171	149	154	351	354	49	47	47
	Industri lain	143	159	37	40	43	40	39	43	90	98	12	13	12
221	Pembuatan produk getah	4,095	4,094	938	1,063	1,089	1,003	943	1,003	2,370	2,302	320	308	310
22111	Pembuatan tayar getah untuk kenderaan	353	382	81	97	104	99	115	120	212	276	28	24	29
22112	Pembuatan bunga tayar yang boleh ditukar ganti dan tayar celup	88	103	23	26	27	27	29	32	58	72	8	7	9
22191 & 22193	Pembuatan produk lain daripada getah asli atau sintetik, tidak divulkan, divulkan atau dikeraskan & Pengilangan semula getah dan prosesan susu getah	682	737	172	185	196	184	182	192	421	440	56	56	59
22192	Pembuatan sarung tangan getah	2,238	2,160	484	576	584	516	444	491	1,264	1,113	168	160	156
22199	Pembuatan produk getah lain yang t.t.t.l.	732	712	179	178	178	177	173	168	416	401	61	60	58
222	Pembuatan produk plastik	7,528	7,892	1,847	2,013	2,013	2,019	1,996	2,059	4,521	4,720	607	600	641
22201 & 22202	Pembuatan produk plastik separa siap & Pembuatan produk plastik siap	2,636	2,724	624	691	688	720	712	702	1,539	1,628	203	205	216
22203	Pembuatan artikel plastik untuk pembungkusan barangan	1,591	1,847	402	471	472	502	550	600	1,029	1,349	131	121	150
22204	Pembuatan barangan plastik jurubina	96	101	25	26	25	26	29	32	58	72	8	8	8
22205	Pembuatan pinggan mangkuk, peralatan dapur dan barangan tandas daripada plastik	570	598	148	151	153	146	145	148	349	341	48	49	51
22209	Pembuatan pelbagai produk plastik t.t.t.l.	2,635	2,622	649	674	674	624	560	576	1,546	1,331	216	217	216
231 (23101 & 23102 & 23109)	Pembuatan kaca dan produk kaca	747	890	210	215	224	241	230	228	497	535	72	68	69

2023																Group Description/Period
Apr.	Mei	Jun	Jul.	Ogo.	Sep.	Okt.	Nov.	Dis.	Jan.	Feb.	Mac	Apr.	Mei	Jun	Jul.	
168	170	167	171	172	173	174	175	181	181	182	180	179	180	176	180	Manufacture of products of wood, cork, straw and plaiting materials
79	81	79	83	86	87	87	89	90	84	86	85	83	85	83	88	Manufacture of veneer sheets and plywood
26	25	25	25	25	24	24	24	25	28	27	27	27	26	24	26	Manufacture of particle board and fibreboard
36	36	35	36	35	35	36	34	38	41	41	40	41	40	41	40	Manufacture of builders' carpentry
28	28	27	27	27	27	27	28	27	28	28	29	28	28	28	27	Other industry
172	171	173	171	173	176	177	178	187	180	186	182	175	174	174	173	Manufacture of paper and paper products
24	25	26	26	26	25	26	26	25	21	24	22	20	18	18	18	Manufacture of pulp, paper and paperboard
68	68	69	68	71	72	72	73	75	76	75	75	74	76	75	76	Manufacture of corrugated paper and paperboard and of containers of paper and paperboard
4	4	4	4	4	5	5	4	5	4	4	4	4	4	4	4	Manufacture of envelopes and letter-card
33	30	30	30	29	30	30	29	34	33	38	37	32	32	32	29	Manufacture of household and personal hygiene paper
22	21	22	21	21	22	23	23	23	21	21	21	21	21	21	21	Manufacture of gummed or adhesive paper in strips or rolls and labels and wall paper
21	22	21	22	22	21	21	22	26	24	23	23	24	24	24	24	Other industry
184	188	187	182	182	177	183	190	202	204	193	197	197	203	200	196	Printing, service activities related to printing and reproduction of recorded media
156	159	159	154	154	150	155	160	171	170	162	166	168	172	170	165	Printing
28	28	28	28	28	27	28	30	31	33	31	31	29	31	31	30	Service activities related to printing
																Reproduction of recorded media
173	173	186	185	187	206	204	195	226	216	212	249	188	187	195	190	Manufacture of refined petroleum products
262	256	269	273	268	266	267	265	279	282	279	302	280	255	266	265	Manufacture of basic chemicals, fertilizer and nitrogen compounds, plastics and synthetic rubber in primary forms
24	23	25	25	26	25	26	24	24	26	31	33	27	27	27	30	Manufacture of liquefied or compressed inorganic industrial or medical gases
133	130	141	144	142	141	142	137	147	150	146	155	146	125	136	133	Manufacture of basic organic chemicals
																Manufacture of inorganic compounds
																Manufacture of fertilizers
25	25	25	26	25	25	25	25	28	26	24	26	25	25	25	24	Manufacture of associated nitrogen products
70	68	68	68	66	65	65	69	70	69	69	78	72	69	69	70	Manufacture of plastics in primary forms
10	10	10	10	10	10	10	10	10	11	10	10	10	8	8	8	Other industry
217	210	209	216	213	210	210	211	246	227	232	229	222	217	218	225	Manufacture of other chemical products and man-made fibres
24	21	21	21	19	21	21	21	21	22	22	27	27	27	27	26	Manufacture of pesticides and other agrochemical products
30	27	28	29	28	28	29	29	35	34	38	33	34	33	34	34	Manufacture of paints, varnishes and similar coatings ink and mastics
20	19	19	19	19	19	19	19	20	18	18	18	18	18	17	18	Manufacture of printing ink
67	65	66	66	68	67	66	67	83	74	83	79	75	72	72	75	Manufacture of soap and detergents, cleaning and polishing preparations
																Manufacture of perfumes and toilet preparations
72	74	73	78	75	71	72	72	85	75	68	68	66	64	64	69	Manufacture of photographic plates, films, sensitized paper and other sensitized unexposed materials
																Manufacture of writing and drawing ink
3	3	3	3	3	3	3	3	3	3	3	3	3	3	3	3	Manufacture of other chemical products n.e.c.
																Other industry
67	64	65	66	68	68	69	66	76	65	61	62	68	64	65	67	Manufacture of pharmaceuticals, medicinal chemical and botanical products
54	51	51	52	54	54	56	52	62	52	48	49	54	50	50	51	Manufacture of medicinal active substances to be used for their pharmacological properties in the manufacture of medicaments
14	13	13	14	14	14	13	14	13	13	13	13	14	15	14	16	Other industry
324	353	385	369	368	352	338	338	327	309	315	319	321	331	350	356	Manufacture of rubber products
29	34	34	34	36	34	33	34	33	40	39	36	40	40	39	42	Manufacture of rubber tyres for vehicles
9	9	9	9	9	9	9	9	9	9	9	11	10	11	11	11	Manufacture of interchangeable tyre treads and retreading rubber tyres
61	61	63	64	65	66	61	61	63	59	59	64	65	64	63	65	Manufacture of other products of natural or synthetic rubber, unvulcanized, vulcanized or hardened
																Rubber remilling and latex processing
165	192	219	204	197	183	176	177	163	143	153	148	149	161	181	178	Manufacture of rubber gloves
61	57	60	59	61	59	59	58	60	57	56	60	57	55	57	60	Manufacture of other rubber products n.e.c.
665	684	664	661	677	674	670	658	692	672	652	671	696	693	670	666	Manufacture of plastics products
227	242	222	224	235	230	233	233	254	244	246	222	239	238	225	214	Manufacture of semi-manufactures of plastic products
																Manufacture of finished plastic products
156	160	155	156	159	156	166	165	172	179	166	205	202	204	194	199	Manufacture of plastic articles for the packing of goods
9	9	8	8	8	8	9	8	9	9	9	10	10	11	11	11	Manufacture of builders' plastics ware
51	50	50	50	51	52	50	47	49	48	48	49	49	49	49	48	Manufacture of plastic tableware, kitchenware and toilet articles
223	223	228	223	223	228	212	204	209	192	183	185	195	191	190	195	Manufacture of diverse plastic products n.e.c.
69	74	71	73	73	79	78	79	84	81	75	74	75	77	76	76	Manufacture of glass and glass products

Jadual Table **1.6a** : Gaji dan Upah yang Dibayar Sektor Pembuatan Mengikut Kumpulan
 : *Salaries and Wages Paid of Manufacturing Sector by Group*

Kod Kumpulan Group code	Keterangan Kumpulan/Tempoh	2021		2022			2023			2022	2023	2022		
		2021	2022	Q1	Q2	Q3	Q4	Q1	Q2	(Jan. - Jul.)	(Jan. - Jul.)	Jan.	Feb.	Mac
239	Pembuatan pengeluaran galian bukan logam t.t.t.l.	3,592	3,717	913	931	927	946	914	932	2,154	2,159	305	298	309
23911	Pembuatan mortar refraktori dan konkrit &	365	311	74	78	79	81	75	80	178	181	24	24	26
23921	Pembuatan seramik bukan refraktori	159	170	44	43	42	41	37	35	101	85	14	15	14
23930	Pembuatan produk porselin dan seramik lain	287	278	69	70	68	71	73	75	162	172	25	22	22
23941	Pembuatan simen hidraulik	686	738	181	185	187	185	175	173	428	406	60	58	63
23951	Pembuatan konkrit dan mortar siap bancuh dan bancuhan kering	1,253	1,279	316	319	320	324	319	330	744	762	106	105	106
23952 & 23953 & 23959	Pembuatan konkrit pratuangan, simen atau artikel batu buatan yang digunakan dalam pembinaan; Pembuatan komponen struktur pasang siap untuk bangunan atau kejuruteraan awam dari simen, batu atau konkrit buatan Pembuatan artikel konkrit, simen dan plaster lain t.t.t.l.	484	539	133	132	131	142	141	141	308	328	45	44	44
23990	Pembuatan produk mineral bukan logam lain t.t.t.l. Industri lain	359	402	96	104	100	103	95	99	232	225	31	31	34
241 (24101 & 24102 & 24103 & 24104 & 24109)	Pembuatan besi dan keluli asas	2,210	2,368	621	592	558	597	631	596	1,397	1,415	208	203	210
242 (24201 & 24202 & 24209)	Pembuatan logam asas berharga dan logam bukan ferus lain	1,423	1,396	365	336	336	358	394	363	811	873	126	124	114
243	Pengacuan logam	415	416	107	101	102	106	103	99	242	233	36	36	36
251 & 252	Pembuatan produk struktur logam, tangki, takungan, penjana wap, senjata dan peluru	1,632	1,643	414	403	403	423	431	427	951	1,001	142	136	135
25113 & 25119	Pembuatan pintu, tingkap dan bingkai, penutup tingkap dan pintu pagar daripada logam Pembuatan produk struktur logam lain	880	841	214	205	203	218	226	224	487	525	75	70	69
25120	Pembuatan tangki, takungan dan kontena daripada logam Industri lain	557	609	152	149	153	155	154	153	353	359	51	51	50
		195	193	48	48	47	50	51	50	112	117	16	16	16
259	Pembuatan lain-lain produk yang direka daripada logam; aktiviti perkhidmatan kerja logam	3,841	3,982	1,021	976	970	1,016	1,063	1,018	2,316	2,417	347	337	336
25910	Tempaan, tekanan, hentakan dan bentuk gelekkan logam; serbuk metalurgi	768	754	194	188	183	189	185	178	443	423	65	65	64
25920	Rawatan dan penyalutan logam; menggunakan mesin	502	509	132	130	121	126	128	124	303	293	44	45	43
25991	Pembuatan tin untuk produk makanan dan minuman, tiub dan kotak boleh dilipat	419	476	112	109	119	136	134	128	258	304	38	37	38
25992 & 25993	Pembuatan kabel, plaited bands (jalur/pita berpintal) dan artikel seumpamanya daripada logam Pembuatan bolt, skru, nat dan produk uliran seumpamanya	893	1,020	264	243	250	263	277	273	591	641	90	87	87
25994	Pembuatan barangan rumah daripada logam	70	65	16	17	17	16	16	16	38	37	5	5	5
25999	Pembuatan produk lain yang direka daripada logam t.t.t.l. Industri lain	927	973	247	244	240	243	272	249	569	601	84	81	82
		261	185	56	45	41	43	50	50	114	117	22	17	17
261	Pembuatan komponen dan papan elektronik	11,848	12,261	3,183	3,024	2,923	3,130	3,230	3,122	7,166	7,293	1,058	1,099	1,027
26101 & 26102	Pembuatan diod, transistor dan alatan semikonduktor yang seumpamanya Pembuatan litar elektronik bersepadu dengan pemasangan mikro	7,743	7,883	2,026	1,972	1,891	1,993	2,051	1,995	4,621	4,671	677	689	661
26103 & 26104 & 26105	Pembuatan kapasitor dan perintang elektrik Pembuatan papan litar bercetak Pembuatan komponen paparan	3,638	3,901	1,033	930	918	1,020	1,056	1,004	2,261	2,337	340	370	323
26109	Pembuatan komponen lain untuk aplikasi elektronik	466	477	124	122	114	117	123	123	284	285	41	40	43
262 (26201 & 26202)	Pembuatan komputer dan kelengkapan peranti	2,839	3,001	741	739	733	788	748	746	1,716	1,745	250	241	251
263/ 26300	Pembuatan peralatan komunikasi	665	789	194	196	187	211	211	198	451	465	65	64	65
264/ 26400	Pembuatan peralatan elektronik pengguna	1,140	1,341	329	327	343	342	329	311	764	745	115	109	106
265	Pembuatan kelengkapan mengukur, menguji, memandu arah dan kawalan; jam tangan dan jam	1,693	2,450	521	583	634	712	629	755	1,306	1,646	165	168	188
26511 & 26512	Pembuatan kelengkapan mengukur, menguji, memandu arah dan kawalan Pembuatan kelengkapan kawalan proses perindustrian	1,535	2,275	477	542	591	666	582	711	1,206	1,538	149	154	174
26520	Pembuatan jam tangan dan jam dan bahagiannya	157	175	44	41	44	46	47	44	100	108	16	14	14
266/ 26600	Pembuatan peralatan penyinaran, perubatan elektro dan elektroterapeutik	705	736	179	186	184	187	192	194	427	443	58	58	62

2023																Group Description/Period
Apr.	Mei	Jun	Jul.	Ogo.	Sep.	Okt.	Nov.	Dis.	Jan.	Feb.	Mac	Apr.	Mei	Jun	Jul.	
309	311	311	310	306	311	313	313	321	312	298	305	304	314	314	313	Manufacture of non-metallic mineral products n.e.c.
																Manufacture of refractory mortars and concretes
25	27	26	27	26	26	26	26	28	25	24	26	26	27	28	27	Manufacture of non-refractory ceramic
14	15	15	14	14	14	14	14	14	15	11	11	11	12	12	12	Manufacture of other porcelain and ceramic products
23	24	23	23	22	23	23	23	25	26	24	24	24	26	25	25	Manufacture of hydraulic cement
63	61	62	62	63	62	63	59	62	59	58	58	57	58	58	58	Manufacture of ready-mix and dry-mix concrete and mortars
																Manufacture of precast concrete, cement or artificial stone articles for use in construction
105	107	108	109	105	106	106	112	106	109	103	107	107	112	111	114	Manufacture of prefabricated structural components for building or civil engineering of cement, concrete or artificial stone
																Manufacture of other articles of concrete, cement and plaster n.e.c.
41	46	45	43	43	45	46	45	51	46	47	47	44	49	48	46	Manufacture of other non-metallic mineral products n.e.c.
39	33	32	33	33	34	34	34	35	32	31	32	34	32	32	32	Other industry
202	197	194	184	184	190	190	191	216	215	207	208	202	201	194	188	Manufacture of basic iron and steel
110	114	111	110	112	114	116	116	126	131	135	128	121	122	119	117	Manufacture of basic precious and other non-ferrous metals
34	34	33	34	34	35	35	35	36	36	33	34	33	33	33	31	Casting of metals
134	136	132	135	132	137	138	141	144	144	143	144	141	144	142	143	Manufacture of structural metal products, tanks, reservoirs, steam generators, weapons and ammunition
69	70	66	67	65	71	70	72	76	75	75	77	74	76	74	75	Manufacture of metal doors, windows and their frames, shutters and gates
																Manufacture of other structural metal products
49	50	50	51	51	51	52	52	51	52	51	51	51	52	51	52	Manufacture of tanks, reservoirs and containers of metal
16	16	16	16	16	15	16	17	17	17	17	17	17	17	16	16	Other industry
322	329	325	320	323	326	329	332	355	354	358	351	337	344	337	336	Manufacture of other fabricated metal products; metal working service activities
63	64	61	60	62	61	61	60	68	63	62	60	60	61	58	60	Forging, pressing, stamping and roll-forming of metal; powder metallurgy
42	44	44	41	40	40	40	41	45	43	44	42	41	41	41	41	Treatment and coating of metals; machining
36	36	37	37	39	43	43	46	47	46	45	44	42	43	43	43	Manufacture of tins and cans for food products, collapsible tubes and boxes
																Manufacture of metal cable, plaited bands and similar articles
76	84	83	84	83	83	86	86	91	90	94	93	88	93	92	91	Manufacture of bolts, screws, nuts and similar threaded products
5	6	6	6	6	5	5	5	5	5	5	5	5	5	5	6	Manufacture of metal household articles
81	82	80	79	81	80	80	79	83	93	91	89	83	84	82	79	Manufacture of any other fabricated metal products n.e.c.
18	13	13	13	14	14	14	14	16	15	18	18	18	16	16	16	Other industry
1,015	1,007	1,002	958	963	1,001	997	990	1,144	1,055	1,103	1,073	1,046	1,046	1,029	942	Manufacture of electronic components and boards
																Manufacture of diodes, transistors and similar semiconductor devices
656	650	667	623	627	642	639	631	723	668	688	695	678	656	661	626	Manufacture of electronic integrated circuits micro assemblies
																Manufacture of electrical capacitors and resistors
317	316	297	298	299	321	320	321	379	346	374	336	327	350	328	277	Manufacture of printed circuit boards
																Manufacture of display components
42	41	38	38	38	38	38	38	41	41	41	42	41	41	41	39	Manufacture of other components for electronic applications
243	249	248	235	239	259	255	243	290	252	259	237	248	262	236	251	Manufacture of computers and peripheral equipment
73	61	62	61	64	62	62	77	72	72	69	70	67	64	67	56	Manufacture of communication equipment
108	107	111	107	120	115	115	115	113	113	104	112	101	104	106	105	Manufacture of consumer electronics
179	193	211	202	214	218	221	234	257	200	208	222	231	253	271	261	Manufacture of measuring, testing, navigating and control equipment; watches and clocks
																Manufacture of measuring, testing, navigating and control equipment
166	179	197	188	200	203	206	219	241	184	193	206	217	238	257	244	Manufacture of industrial process control equipment
13	14	14	14	15	15	15	15	16	16	15	15	15	15	14	17	Manufacture of watches and clocks and parts
61	62	63	62	61	61	60	59	68	63	66	64	67	64	63	58	Manufacture of irradiation, electromedical and electrotherapeutic equipment

Jadual Table **1.6a** : Gaji dan Upah yang Dibayar Sektor Pembuatan Mengikut Kumpulan
: Salaries and Wages Paid of Manufacturing Sector by Group

Kod Kumpulan Group code	Keterangan Kumpulan/Tempoh	2022		2023				2022		2023		2022		
		2021	2022	Q1	Q2	Q3	Q4	Q1	Q2	(Jan. - Jul.)	(Jan. - Jul.)	Jan.	Feb.	Mac
267 (26701 & 26702) & 268 (26800)	Pembuatan peralatan optikal, kelengkapan fotografi, media magnetik dan optikal	395	500	121	130	125	124	124	122	294	286	35	35	50
271	Pembuatan motor elektrik, penjana, transformer dan perkakasan pengagihan dan pengawalan elektrik	1,298	1,246	328	289	313	317	322	300	719	726	115	110	102
27101	Pembuatan motor elektrik, penjana dan transformer	450	474	113	118	123	120	116	118	271	274	40	37	36
27102	Pembuatan perkakasan pengagihan dan pengawalan elektrik	847	772	215	171	190	196	207	181	448	452	75	74	67
272/ 27200	Pembuatan bateri dan akumulator	438	481	117	114	121	129	135	132	270	312	39	40	38
273	Pembuatan pendawaian dan peranti pendawaian	1,003	1,133	273	273	292	295	278	269	642	638	93	91	89
27310	Pembuatan kabel gentian optikal	67	84	18	18	22	24	21	23	44	52	6	6	6
27320	Pembuatan wayar dan kabel elektronik dan elektrik lain	898	1,011	244	245	260	261	250	238	574	568	83	81	80
27330	Pembuatan alatan pendawaian pembawa dan bukan pembawa arus untuk litar elektrik (tanpa mengira jenis bahan)	38	39	11	10	10	9	8	8	23	18	3	4	3
274/ 27400	Pembuatan kelengkapan pencahayaan elektrik	221	248	62	55	64	66	61	54	138	136	23	21	18
275/ 27500	Pembuatan perkakasan domestik	574	436	124	118	105	89	94	98	281	227	42	41	40
279/ 27900	Pembuatan kelengkapan elektrik lain	299	395	89	91	99	115	116	104	211	255	30	29	30
281 & 282	Pembuatan jentera kegunaan umum dan kegunaan khas	4,292	4,424	1,123	1,070	1,083	1,149	1,148	1,080	2,546	2,582	386	383	354
28120 & 28130	Pembuatan alat-alat kuasa bendalir	340	348	84	83	87	94	85	89	195	203	29	27	28
28180 & 28220	Pembuatan alatan tangan yang menggunakan kuasa dilengkapkan dengan motor elektrik atau bukan motor elektrik atau pneumatik	918	919	229	220	229	242	221	220	522	514	77	81	70
28192	Pembuatan mesin penyaman udara, termasuk untuk kenderaan bermotor	689	743	180	172	189	202	185	151	413	385	57	60	63
28290	Pembuatan lain-lain mesin bertujuan khas t.t.t.l. Industri lain	554	525	149	129	117	130	142	134	316	320	53	53	43
		1,790	1,889	482	466	461	480	515	486	1,099	1,158	171	161	150
291 (29101 & 29102)	Pembuatan kenderaan bermotor	1,057	1,152	286	290	281	295	270	274	668	635	96	98	91
292/ 29200	Pembuatan kerangka (coachwork) untuk kenderaan bermotor; pembuatan treler dan semi treler	283	344	77	87	89	92	97	92	192	220	24	25	28
293/ 29300	Pembuatan alat ganti dan aksesori untuk kenderaan bermotor	2,071	2,030	509	512	492	517	511	547	1,183	1,234	169	173	168
301 (30110 & 30120)	Pembinaan kapal dan bot	285	281	74	70	67	69	77	75	167	177	23	23	28
302, 303, 304 & 309	Pembuatan lokomotif keretapi, rolling stock, kapal angkasa dan udara, jentera berkaitan, kenderaan tempur ketenteraan, dan kelengkapan pengangkutan t.t.t.l.	810	861	215	219	214	213	220	218	505	509	69	72	74
30910	Pembuatan motosikal	482	534	134	139	134	128	133	135	317	310	43	44	47
30920	Pembuatan basikal dan invalid carriages Industri lain	132	121	30	29	30	32	31	30	69	70	10	10	10
		195	206	51	51	50	54	56	54	119	128	17	18	17
310	Pembuatan perabot	2,425	2,556	658	629	622	647	683	655	1,490	1,554	222	218	217
31001	Pembuatan perabot kayu dan rotan Industri lain	1,852	2,025	517	493	497	519	553	537	1,171	1,267	175	171	171
		573	530	141	136	126	128	130	118	318	287	48	47	46
321 (32110 & 32120)	Pembuatan barang kemas, bijouterie dan artikel berkaitan	250	261	68	63	62	69	67	60	151	148	24	23	21
322, 325 & 329	Pembuatan instrumen muzik, peralatan dan bekalan perubatan dan pergigian dan pembuatan lain t.t.t.l.	721	732	185	180	184	183	179	180	426	419	62	62	61
32901	Pembuatan alat tulis Industri lain	151	153	39	39	38	37	37	36	91	85	13	13	13
		570	579	146	141	145	146	142	144	335	334	49	49	48
323/ 32300	Pembuatan barangan sukan	71	71	18	17	17	19	19	18	41	43	6	6	6
324/ 32400	Pembuatan permainan dan mainan	184	236	54	54	63	65	63	66	128	150	18	18	18
331 & 332	Pembaikan pemasangan produk logam, jentera, kelengkapan dan pemasangan jentera perindustrian dan kelengkapan	1,260	1,319	334	331	312	342	359	355	769	827	111	110	113
33150	Pembaikan dan penyelenggaraan kelengkapan pengangkutan kecuali motosikal dan basikal Industri lain	268	275	69	68	63	76	80	76	157	179	22	23	24
		992	1,043	265	263	249	267	279	279	612	648	89	87	89
Jumlah Pembuatan		89,830	94,528	23,513	23,318	23,364	24,332	24,517	24,165	54,540	56,614	7,865	7,805	7,843

2023															Group Description/Period	
Apr.	Mei	Jun	Jul.	Ogo.	Sep.	Okt.	Nov.	Dis.	Jan.	Feb.	Mac	Apr.	Mei	Jun		Jul.
43	42	45	43	41	40	40	39	45	41	40	44	41	39	42	40	Manufacture of optical instruments, photographic equipment, magnetic and optical media
90	98	101	103	106	104	102	101	113	111	104	107	97	101	102	104	Manufacture of electric motors, generators, transformers and electricity distribution and control apparatus
37	40	41	41	42	41	41	39	40	42	37	36	38	40	41	40	<i>Manufacture of electric motors, generators and transformers</i>
53	58	60	62	64	63	61	62	73	69	67	70	59	62	61	64	<i>Manufacture of electricity distribution and control apparatus</i>
36	39	38	39	41	41	42	43	45	43	46	45	42	47	43	46	Manufacture of batteries and accumulators
86	93	94	95	98	98	100	94	100	95	94	89	84	90	95	91	Manufacture of wiring and wiring devices
6	6	6	7	7	8	8	8	9	7	7	7	7	8	8	8	<i>Manufacture of fibre optic cables</i>
77	83	85	85	88	87	89	83	88	85	85	80	75	79	85	80	<i>Manufacture of other electronic and electric wires and cables</i>
3	3	3	3	3	3	3	3	2	3	3	3	2	3	3	3	<i>Manufacture of current-carrying and non current-carrying wiring devices for electrical circuits regardless of material</i>
17	18	21	21	22	22	21	22	23	22	21	18	17	18	19	21	Manufacture of electric lighting equipment
33	43	43	39	36	31	30	29	30	30	32	31	25	36	36	36	Manufacture of domestic appliances
30	30	31	31	31	37	36	36	43	40	39	37	33	34	37	35	Manufacture of other electrical equipment
359	359	351	353	363	366	372	366	411	393	384	371	363	360	357	354	Manufacture of general-purpose and special-purpose machinery
																<i>Manufacture of fluid power equipment</i>
28	28	27	28	29	29	30	29	36	28	28	28	29	30	30	30	<i>Manufacture of other pumps, compressors, taps and valves</i>
																<i>Manufacture of power-driven hand tools with self-contained electric or non-electric motor or pneumatic drives</i>
73	74	73	74	77	78	81	78	82	75	72	75	72	74	74	73	<i>Manufacture of metal-forming machinery and machine tools</i>
57	58	58	61	65	63	62	64	75	60	63	61	51	50	50	49	<i>Manufacture of air-conditioning machines, including for motor vehicles</i>
46	42	41	39	39	39	41	41	49	49	49	44	45	45	45	44	<i>Manufacture of other special-purpose machinery n.e.c.</i>
156	158	152	152	153	157	158	154	169	181	172	162	166	162	158	158	<i>Other industry</i>
97	97	97	92	97	92	94	93	109	92	93	85	90	92	92	91	Manufacture of motor vehicles
29	29	29	29	29	31	30	30	32	33	33	30	30	31	31	31	Manufacture of bodies (coachwork) for motor vehicles; manufacture of trailers and semi-trailers
174	168	170	162	163	167	167	168	182	166	171	174	181	184	183	175	Manufacture of parts and accessories for motor vehicles
24	23	23	22	22	23	23	23	23	24	24	29	24	26	25	25	Building of ships and boats
73	74	72	71	70	73	73	70	71	72	74	74	74	74	71	71	Manufacture of railway locomotives, rolling stock, air and spacecraft, related machinery, military fighting vehicles and transport equipment n.e.c.
46	47	45	44	44	45	45	41	42	43	45	45	46	46	43	43	<i>Manufacture of motorcycles</i>
10	10	10	10	10	10	10	11	11	10	10	11	10	10	10	9	<i>Manufacture of bicycles and invalid carriages</i>
17	17	17	17	16	17	17	18	18	19	18	19	18	19	18	19	<i>Other industry</i>
211	212	205	203	204	214	213	213	221	233	225	224	217	223	215	216	Manufacture of furniture
165	167	161	161	163	172	171	171	177	190	182	181	174	185	178	177	<i>Manufacture of wooden and cane furniture</i>
46	46	44	42	42	42	42	42	44	44	43	43	43	38	37	39	<i>Other industry</i>
21	21	21	21	21	21	21	21	27	23	22	22	22	20	18	20	Manufacture of jewellery, bijouterie and related articles
60	60	61	60	62	62	60	60	63	61	60	58	58	62	60	60	Manufacture of musical instruments, medical and dental instruments and supplies and other manufacturing n.e.c.
13	13	13	13	13	12	12	12	12	12	13	12	12	12	12	12	<i>Manufacture of stationery</i>
47	47	48	47	49	50	48	48	50	49	47	46	46	50	48	48	<i>Other industry</i>
6	6	6	6	6	6	6	6	6	6	6	6	6	6	6	6	Manufacture of sports goods
18	18	19	20	21	22	20	21	24	21	21	22	20	22	23	21	Manufacture of games and toys
115	110	106	104	103	104	110	114	119	119	120	120	122	119	115	113	Repair of fabricated metal products, machinery and equipment and installation of industrial machinery and equipment
24	22	22	20	21	22	22	26	27	26	28	26	26	25	25	23	<i>Repair and maintenance of transport equipment except motorcycles and bicycles</i>
91	87	84	84	82	82	87	88	91	93	92	93	96	94	90	90	<i>Other industry</i>
7,715	7,787	7,816	7,709	7,771	7,885	7,881	7,890	8,562	8,183	8,164	8,170	8,017	8,100	8,049	7,932	Total Manufacturing

Jadual **1.6b** : Gaji dan Upah yang Dibayar Sektor Pembuatan Mengikut Kumpulan: Perubahan Peratusan Tahunan
 Table : *Salaries and Wages Paid of Manufacturing Sector by Group: Annual Percentage Change*

Kod Kumpulan Group code	Keterangan Kumpulan/Tempoh	2021		2022				2023		2022		2023		2022	
		2021	2022	Q1	Q2	Q3	Q4	Q1	Q2	(Jan. - Jul.)	(Jan. - Jul.)	Jan.	Feb.	Mac	
101	Pemprosesan dan pengawetan daging	3.6	1.8	-0.4	-2.2	1.0	8.3	17.2	22.0	-1.1	19.6	4.6	-1.0	-4.8	
102	Pemprosesan dan pengawetan ikan, krustasea dan moluska	2.8	-1.7	-5.1	-4.3	-1.1	3.8	6.0	6.6	-4.4	6.5	-4.9	-4.4	-5.9	
	10201 Pengetinan ikan, krustasea dan moluska & 10202 Pemprosesan dan pengawetan ikan, krustasea dan moluska	2.4	-3.0	-6.6	-6.4	-2.8	4.3	8.3	8.7	-6.2	8.9	-6.2	-5.8	-7.9	
	Industri lain	4.6	3.6	1.6	5.0	6.0	1.7	-3.0	-1.7	3.4	-2.9	0.4	1.5	2.9	
103	Pemprosesan dan pengawetan buah-buahan dan sayur - sayuran	4.5	8.8	3.1	5.3	11.8	15.6	18.5	23.8	4.7	21.0	2.1	3.5	3.7	
	10303 Pengetinan nanas & 10304 Pembuatan jem, marmalad dan sajian jeli	-17.2	-25.2	-46.9	-41.9	-6.6	24.4	56.6	54.8	-43.3	52.0	-51.1	-45.6	-43.8	
	Industri lain	7.1	12.0	8.9	10.7	13.3	15.1	16.4	22.0	10.2	19.2	8.4	9.5	8.8	
104	Pembuatan minyak dan lemak daripada sayuran dan haiwan	-0.1	6.6	5.8	5.2	7.4	8.0	8.5	7.8	5.5	8.0	6.4	6.5	4.5	
	10404 Pembuatan minyak sayuran mentah dan bertapis & 10406 Pembuatan sebatian lemak masakan	5.6	6.9	3.2	7.2	10.0	7.0	5.5	1.9	6.5	1.4	3.0	3.5	3.1	
	10405 Pembuatan minyak kelapa	-19.0	-2.9	-15.3	-6.2	9.5	5.4	11.5	11.2	-8.4	14.3	-15.6	-14.0	-16.3	
	Industri lain	0.4	7.0	7.0	5.6	7.1	8.2	8.7	8.2	6.0	8.3	7.7	7.7	5.6	
105	Pembuatan produk tenusu	9.9	8.9	11.4	11.0	8.5	4.5	1.8	2.3	10.9	1.7	11.7	12.2	10.4	
	10502 Pembuatan susu pekat, tepung dan sejat	11.7	10.0	12.5	12.3	10.2	5.1	2.3	2.8	12.1	1.8	12.6	13.4	11.4	
	Industri lain	-1.7	0.8	3.9	2.3	-3.4	0.0	-1.6	-1.7	2.7	0.4	5.2	3.1	3.3	
106	Pembuatan produk bijian, kanji dan produk berkanji	5.3	1.0	0.7	1.9	1.6	-0.2	2.7	6.1	1.4	4.3	1.7	-0.2	0.6	
	10611 Pengilangan beras	1.9	1.3	2.6	3.2	0.7	-1.2	6.0	5.5	2.8	5.9	3.7	1.9	2.1	
	10613 Pengilangan tepung	8.8	0.7	-1.2	1.6	2.9	-0.3	-0.7	7.1	0.5	2.9	-0.3	-2.6	-0.6	
	Industri lain	7.3	0.6	0.04	-4.6	-0.5	7.7	1.7	3.2	-2.9	2.1	0.4	1.4	-1.7	
107	Pembuatan produk makanan lain	2.6	9.8	8.5	9.5	10.5	10.5	8.2	5.3	9.3	6.8	8.3	7.3	9.9	
	10711 Pembuatan biskut dan cookies	6.0	17.0	17.1	23.3	18.0	10.8	12.6	10.9	20.0	12.7	17.6	16.0	17.5	
	10712 Pembuatan roti, kek dan produk bakeri lain	-6.8	-0.1	-3.9	-1.8	1.3	3.7	9.1	6.5	-2.6	8.1	-1.6	-5.2	-4.8	
	10713 Pembuatan produk snek	7.4	13.5	9.8	10.6	16.6	16.9	12.3	3.0	11.3	6.9	13.4	7.8	8.2	
	10721 Pembuatan gula	-9.9	7.3	16.0	14.0	7.5	-7.4	-22.0	-17.3	13.9	-18.9	4.4	19.2	25.3	
	10731 Pembuatan produk koko	-16.2	13.2	27.8	9.3	10.3	7.1	-4.8	3.9	17.2	1.6	35.0	20.3	28.6	
	10732 Pembuatan coklat dan produk coklat & 10733 Pembuatan konfeksi gula	-1.6	15.6	14.7	13.4	16.5	17.7	2.4	-7.1	14.7	-2.8	10.0	12.6	21.0	
	10793 Pembuatan sos dan bahan perasa	4.8	1.6	5.2	7.2	-0.4	-4.5	9.1	12.3	7.1	10.7	4.1	3.1	8.6	
	10799 Pembuatan produk makanan lain t.t.t.l.	17.7	26.4	23.7	21.3	28.6	31.4	18.9	15.8	22.7	17.3	22.6	23.5	25.1	
	Industri lain	8.6	10.3	8.3	10.2	10.7	12.0	6.4	2.7	9.6	4.2	7.4	7.8	9.8	
108/ 10800	Pembuatan makanan haiwan tersedia	3.3	1.5	1.8	1.6	0.5	2.2	7.2	6.4	1.0	7.0	2.1	1.7	1.5	
110	Pembuatan minuman ringan	-5.4	4.8	1.0	5.5	6.8	5.8	6.9	8.3	3.9	7.8	-0.04	2.0	1.2	
	11041 Pembuatan minuman ringan	-3.4	9.0	4.9	10.1	10.6	10.6	11.9	12.6	7.8	12.4	2.5	4.7	7.6	
	11042 Pengeluaran air mineral semulajadi dan minuman lain yang dibotolkan	-0.3	-0.8	0.8	-1.2	0.2	-3.0	-5.5	-2.1	0.4	-3.6	2.4	2.9	-2.6	
	Industri lain	-30.6	-15.2	-26.8	-12.5	-6.1	-11.5	3.3	1.8	-17.3	2.7	-26.1	-21.9	-32.2	
120/ 12000	Pembuatan produk tembakau	-2.4	2.6	0.8	1.8	3.9	3.9	4.5	8.5	1.7	6.2	1.3	0.9	0.3	
131	Pemintalan, penenunan dan penyiapan tekstil	-2.2	7.8	6.6	7.1	11.9	5.7	-4.4	-2.1	7.2	-2.9	6.0	6.4	7.5	
	13110 Penyediaan dan pemintalan gentian tekstil & 13120 Penenunan tekstil	-0.4	7.2	5.5	4.0	11.6	8.0	-4.9	1.5	4.7	-0.6	3.5	5.4	7.5	
	13132 Pewarnaan, pelunturan, percetakan dan penyiapan akhir benang dan fabrik	-6.5	9.5	10.0	14.4	13.4	1.3	-3.6	-9.8	13.1	-8.2	12.5	9.3	8.2	
	Industri lain	3.9	1.5	-0.3	5.8	2.7	-2.0	-1.0	-3.8	5.5	-0.4	-0.1	0.0	-0.7	
139	Pembuatan tekstil lain	1.0	-2.9	-3.2	-3.8	-2.8	-1.7	12.3	16.9	-3.1	14.3	-1.2	-2.5	-5.9	
	13910 Pembuatan fabrik dikait dan dikrusye	-4.1	-12.6	-4.0	-14.0	-16.9	-14.7	-5.4	10.6	-10.0	2.7	-1.3	-1.0	-9.8	
	Industri lain	3.8	2.0	-2.8	1.3	4.5	5.3	20.5	19.6	0.3	19.5	-1.2	-3.3	-4.0	
141	Pembuatan pakaian, kecuali pakaian berbulu	-15.7	5.9	3.8	5.8	7.4	6.8	6.0	8.5	5.0	7.0	3.3	4.2	4.1	
	14102 Pembuatan pakaian	-19.4	3.2	2.4	3.4	1.4	5.3	7.7	9.2	2.6	8.1	1.8	2.7	2.7	
	Industri lain	-6.0	12.1	6.9	10.7	22.2	10.4	2.7	7.0	10.3	4.9	6.5	7.2	7.0	
142 & 143	Pembuatan artikel daripada kulit bulu dan pakaian yang dikait dan dikrusye	-16.1	1.9	-3.8	2.7	10.3	-0.3	-5.5	-7.2	0.6	-6.5	-1.1	-6.9	-3.6	
151 (15110 & 15120)	Penyamakan dan pembersihan kulit, pembuatan bagasi, beg tangan, pelana dan abah-abah pembersihan dan pewarnaan bulu	-0.3	1.5	-0.5	-0.9	5.6	2.0	4.3	8.4	0.2	7.1	1.9	-1.3	-2.1	
152	Pembuatan kasut	-2.3	7.6	5.9	9.6	11.8	3.6	6.0	6.1	8.6	6.4	3.4	7.4	7.1	
	15201 Pembuatan kasut kulit & 15203 Pembuatan kasut getah	-2.1	9.1	6.9	12.0	14.8	3.8	5.8	4.6	10.5	5.2	3.7	9.0	8.3	
	Industri lain	-3.0	3.7	3.5	4.0	4.7	2.8	6.6	9.9	3.8	9.4	2.7	3.5	4.1	
161/ 16100	Pengilangan dan pengetaman kayu	-1.3	-5.0	-1.5	-0.5	-7.0	-10.4	-2.2	-1.6	-1.7	-1.0	-1.3	-1.8	-1.5	

2023																Group Description/Period
Apr.	Mei	Jun	Jul.	Ogo.	Sep.	Okt.	Nov.	Dis.	Jan.	Feb.	Mac	Apr.	Mei	Jun	Jul.	
-4.1	-1.3	-1.1	0.01	1.4	1.6	3.3	3.5	17.7	16.1	17.3	18.5	20.9	21.0	24.0	20.0	Processing and preserving of meat
-4.5	-5.0	-3.3	-3.0	-0.1	-0.1	3.7	4.9	2.9	3.6	7.2	7.3	4.6	7.4	7.9	7.6	Processing and preserving of fish, crustaceans and molluscs
																<i>Canning of fish, crustaceans and molluscs</i>
-6.4	-7.7	-5.0	-4.7	-1.3	-2.4	2.8	5.5	4.7	5.7	8.8	10.4	6.5	10.5	9.1	11.2	<i>Processing, curing and preserving of fish, crustacean and molluscs</i>
3.5	7.1	4.5	4.2	4.5	9.6	7.3	2.3	-4.5	-5.0	0.9	-4.7	-2.9	-4.5	2.6	-5.9	<i>Other industry</i>
3.7	6.3	6.1	7.3	14.6	13.9	15.6	16.3	14.9	15.3	19.7	20.6	25.0	23.2	23.4	20.0	Processing and preserving of fruits and vegetable
																<i>Pineapple canning</i>
-44.7	-41.5	-39.7	-36.8	24.4	21.3	21.3	27.3	24.7	48.8	50.8	70.3	69.3	55.1	42.3	32.9	<i>Manufacture of jams, marmalades and table jellies</i>
8.9	11.7	11.4	12.4	14.1	13.5	15.3	15.7	14.3	13.5	17.8	17.8	22.6	21.3	22.2	19.1	<i>Other industry</i>
2.9	4.9	8.0	5.4	12.4	4.8	6.2	6.8	10.9	9.8	8.5	7.3	9.2	8.4	6.0	6.8	Manufacture of vegetable and animal oils and fats
																<i>Manufacture of crude and refined vegetable oil</i>
3.6	7.1	11.1	14.5	8.4	7.3	5.5	7.9	7.7	6.8	5.1	4.7	4.7	1.4	-0.2	-11.2	<i>Manufacture of compound cooking fats</i>
-13.6	-12.6	11.3	11.1	12.3	5.3	5.2	4.7	6.4	14.0	10.5	10.2	11.6	11.3	10.7	32.9	<i>Manufacture of coconut oil</i>
3.6	5.5	7.6	4.5	12.8	4.6	6.3	6.8	11.3	10.0	8.7	7.4	9.5	8.9	6.3	7.4	<i>Other industry</i>
11.3	12.6	9.0	9.0	8.7	7.9	4.5	9.8	-0.3	-0.3	4.1	1.6	0.6	-1.1	7.8	-0.8	Manufacture of dairy products
12.6	14.3	9.9	10.2	10.3	10.0	5.2	11.1	-0.3	-0.2	4.9	2.1	1.7	-1.4	8.6	-2.6	<i>Manufacture of condensed, powdered and evaporated milk</i>
2.5	1.2	3.3	-0.2	-3.1	-6.8	-0.5	0.4	0.2	-0.7	-2.2	-1.8	-7.7	1.0	1.8	14.0	<i>Other industry</i>
3.9	0.3	1.5	1.8	5.6	-2.6	-2.1	0.2	1.2	0.5	4.4	3.2	4.3	4.4	9.5	3.9	Manufacture of grain mill products, starches and starch products
3.7	1.1	5.0	2.2	3.4	-3.4	-3.1	-1.1	0.7	-0.5	9.2	9.5	5.6	6.6	4.4	6.9	<i>Rice milling</i>
4.9	0.3	-0.4	2.6	8.6	-2.6	-2.1	0.8	0.5	0.1	0.3	-2.5	3.5	2.6	15.4	1.2	<i>Flour milling</i>
-0.6	-4.6	-8.7	-6.3	2.0	3.6	5.7	6.8	10.5	10.5	-2.6	-3.2	1.2	1.5	7.1	0.5	<i>Other industry</i>
7.1	8.4	13.1	11.4	11.4	8.7	8.4	9.2	13.7	10.8	9.3	4.7	5.7	6.3	3.9	7.4	Manufacture of other food products
20.6	22.9	26.4	19.3	19.5	15.5	10.9	9.8	11.6	12.6	15.1	10.2	11.1	12.6	9.1	18.5	<i>Manufacture of biscuits and cookies</i>
-3.3	-2.2	0.2	-1.0	-0.9	5.7	1.4	1.5	8.4	12.6	9.4	5.4	8.0	6.7	4.8	10.2	<i>Manufacture of bread, cakes and other bakery products</i>
6.4	8.6	16.9	18.1	16.3	15.3	15.2	19.3	16.4	6.2	19.1	12.4	7.3	2.9	-0.8	3.2	<i>Manufacture of snack products</i>
12.6	16.9	12.4	6.8	9.7	6.1	13.5	-7.2	-26.5	-15.6	-17.9	-31.4	-19.9	-15.6	-16.6	-13.5	<i>Manufacture of sugar</i>
6.6	10.9	11.3	12.4	12.5	6.5	7.6	10.2	3.6	-8.9	2.8	-7.6	-2.6	9.3	6.5	15.2	<i>Manufacture of cocoa products</i>
																<i>Manufacture of chocolate and chocolate products</i>
10.7	11.7	17.9	19.0	19.5	11.3	12.1	12.4	28.5	8.4	6.3	-6.4	-5.8	-6.2	-9.2	-5.2	<i>Manufacture of sugar confectionery</i>
2.6	4.3	15.1	12.7	4.5	-14.4	-8.3	-10.0	4.7	5.3	3.6	18.0	17.2	10.6	9.2	11.2	<i>Manufacture of sauces and condiments</i>
17.8	18.1	28.4	23.8	29.6	32.6	33.5	34.5	26.8	29.2	15.3	12.4	11.6	19.4	16.3	17.2	<i>Manufacture of other food products n.e.c.</i>
8.4	9.8	12.4	11.5	12.4	8.4	8.5	11.9	15.6	8.9	8.7	1.7	2.5	3.9	1.7	2.5	<i>Other industry</i>
1.1	1.7	2.1	-3.2	3.2	1.7	1.4	1.5	3.5	3.3	11.7	6.6	5.0	8.2	6.1	8.3	Manufacture of prepared animal feeds
2.5	5.6	8.9	8.8	7.0	4.8	5.1	4.7	7.5	7.9	4.0	9.0	7.8	8.4	8.7	9.2	Manufacture of beverages
9.3	9.6	11.5	10.2	12.3	9.5	9.2	9.7	12.5	13.5	8.2	14.1	12.1	12.3	13.3	13.6	<i>Manufacture of soft drinks</i>
-3.8	-1.1	1.7	4.5	-2.0	-1.8	-1.2	-4.4	-3.2	-5.8	-7.6	-3.0	-2.2	-2.3	-1.9	-1.8	<i>Production of natural mineral waters and other bottled waters</i>
-29.3	-9.6	10.7	11.3	-9.2	-16.2	-13.0	-14.1	-7.8	3.3	3.6	2.9	0.5	6.2	-1.0	3.7	<i>Other industry</i>
0.5	0.2	4.8	4.9	4.6	2.3	2.6	4.4	4.6	3.8	4.1	5.6	9.7	8.3	7.6	5.3	Manufacture of tobacco products
5.8	5.6	9.9	9.1	12.7	14.1	9.7	4.9	2.7	-1.2	-7.4	-4.6	-2.5	-1.5	-2.4	-0.6	Spinning, weaving and finishing of textiles
																<i>Preparation and spinning of textile fibres</i>
4.4	1.7	6.1	4.7	14.6	16.1	11.3	7.0	6.0	0.7	-10.6	-4.8	-0.1	2.7	1.8	6.6	<i>Weaving of textiles</i>
9.4	15.5	18.6	18.7	10.6	11.3	7.4	0.8	-3.4	-4.6	-1.2	-4.9	-7.0	-10.1	-12.0	-17.0	<i>Dyeing, bleaching, printing and finishing of yarns and fabrics</i>
1.2	2.5	15.6	28.7	-8.3	-5.2	-1.6	0.4	-4.8	-10.0	4.0	3.2	-10.4	-7.8	7.5	12.3	<i>Other industry</i>
-4.6	-4.7	-2.2	-0.8	-4.5	-3.2	-3.2	-0.5	-1.5	9.9	11.5	15.6	17.1	16.8	16.7	12.8	Manufacture of other textiles
-10.5	-15.5	-15.8	-15.1	-18.4	-17.0	-17.5	-12.1	-14.5	-7.3	-7.7	-0.9	10.6	9.6	11.6	5.1	<i>Manufacture of knitted and crocheted fabrics</i>
-1.8	0.8	5.1	6.7	2.8	4.0	4.5	5.8	5.5	18.0	20.9	22.8	19.9	20.0	18.9	16.0	<i>Other industry</i>
2.9	2.4	13.2	6.5	6.2	9.5	9.2	5.8	5.9	6.1	5.7	6.3	8.0	7.1	10.5	6.0	Manufacture of wearing apparel, except fur
1.1	-1.3	12.1	0.6	-0.2	3.8	4.1	4.2	7.3	8.2	7.6	7.3	10.2	7.6	9.9	6.3	<i>Manufacture of clothings</i>
6.7	10.7	15.5	21.0	22.1	23.6	21.5	9.4	2.7	1.8	2.0	4.2	3.8	6.1	11.6	5.3	<i>Other industry</i>
-4.1	2.2	10.5	8.5	13.7	9.1	10.4	-4.2	-5.4	-8.4	-3.3	-4.3	-3.2	-8.8	-9.4	-7.3	Manufacture of articles of fur, knitted and crocheted apparel
																<i>Tanning and dressing of leather; manufacture of luggage, handbags, saddlery and harness; dressing and dyeing of fur</i>
-2.7	-2.2	2.5	6.8	6.4	3.9	0.8	0.6	4.6	3.0	4.1	6.0	8.4	8.2	8.6	11.8	
6.9	8.8	13.6	14.6	10.0	11.1	4.3	3.0	3.4	5.0	7.0	6.1	3.5	6.4	8.4	8.4	Manufacture of footwear
																<i>Manufacture of leather footwear</i>
8.2	11.9	16.4	18.9	11.5	14.5	4.5	2.6	4.4	4.4	6.7	6.3	3.3	4.3	6.3	4.9	<i>Manufacture of rubber footwear</i>
3.9	1.4	6.9	4.8	6.5	3.0	3.9	4.0	0.6	6.5	7.8	5.6	4.0	12.1	14.0	17.4	<i>Other industry</i>
-2.3	-1.7	2.6	-5.4	-5.7	-9.6	-9.9	-10.3	-11.1	-3.5	-2.5	-0.5	-1.5	-1.0	-2.3	4.6	Sawmilling and planning of wood

Jadual Table **1.6b** : Gaji dan Upah yang Dibayar Sektor Pembuatan Mengikut Kumpulan: Perubahan Peratusan Tahunan
 : Salaries and Wages Paid of Manufacturing Sector by Group: Annual Percentage Change

Kod Kumpulan Group code	Keterangan Kumpulan/Tempoh	2021		2022				2023		2022	2023	2022		
		2021	2022	Q1	Q2	Q3	Q4	Q1	Q2	(Jan. - Jul.)	(Jan. - Jul.)	Jan.	Feb.	Mac
162	Pembuatan produk daripada kayu, gabus, jerami dan bahan jalinan lain	2.4	7.9	10.2	10.7	7.4	3.7	5.9	6.1	10.5	5.9	10.3	11.0	9.5
16211	Pembuatan kepingan venier dan papan lapis	-3.2	7.9	12.1	11.8	7.3	1.8	3.0	5.0	11.7	4.3	12.8	12.5	10.9
16212	Pembuatan papan partikel dan papan gentian	5.7	19.0	28.5	25.0	19.1	5.9	8.2	2.0	26.4	5.0	26.7	29.7	29.0
16221	Pertukangan kayu untuk jurubina	15.9	5.3	3.5	4.0	4.8	8.7	14.3	14.8	4.1	13.9	4.8	3.7	2.1
	Industri lain	1.7	2.5	0.8	5.6	1.8	1.8	1.9	1.5	3.3	1.5	-1.0	2.4	1.3
170	Pembuatan kertas dan produk kertas	0.7	4.1	3.7	2.9	5.1	4.6	4.7	1.4	3.7	2.7	4.0	5.9	1.3
17010	Pembuatan pulpa, kertas dan kertas tebal	-1.9	12.1	16.4	17.1	14.2	2.1	-9.5	-26.6	16.7	-19.7	17.6	17.3	14.3
17020	Pembuatan kertas gelugur dan kertas tebal dan bekas daripada kertas dan kertas tebal	0.9	3.9	-0.1	-0.1	7.7	8.2	12.9	9.7	1.1	11.2	4.9	0.6	-5.7
17091	Pembuatan sampul surat dan kad surat	1.5	-8.9	-6.2	-11.4	-10.2	-7.7	-1.7	-0.2	-9.2	-1.7	2.4	-9.9	-10.5
17092	Pembuatan kertas kegunaan rumah dan pembersih peribadi	2.3	8.3	13.0	6.0	6.3	7.9	10.9	4.2	9.1	6.0	-4.1	25.4	17.8
17093	Pembuatan kertas bergam atau pelekat yang berjalur atau bergulung dan label dan kertas dinding	-12.8	-12.4	-11.7	-9.2	-15.6	-12.9	-13.5	-4.7	-11.3	-8.2	-12.6	-10.3	-12.2
	Industri lain	27.3	14.3	14.1	11.5	15.1	16.6	8.0	10.6	13.4	9.7	23.6	9.5	9.7
181 & 182	Percetakan, aktiviti perkhidmatan berkaitan percetakan dan penerbitan semua media rakaman	-0.8	4.2	1.3	1.9	6.9	6.8	4.8	7.3	2.2	6.2	1.6	1.3	1.0
18110	Percetakan	-0.5	4.7	1.7	2.5	7.4	7.5	5.1	7.3	2.7	6.4	1.5	1.8	1.9
18120	Aktiviti perkhidmatan berkaitan percetakan &	-2.4	1.2	-0.6	-1.5	4.1	3.2	2.8	7.8	-0.3	5.6	2.4	-1.0	-3.3
18200	Penerbitan semua media rakaman													
192 (19201 & 19202)	Pembuatan produk petroleum bertapis	1.9	1.6	1.9	1.9	2.1	0.7	7.7	7.1	1.9	6.8	0.2	2.5	2.7
201	Pembuatan kimia asas, baja dan sebatian nitrogen, plastik dan getah sintetik dalam bentuk primer	-2.2	4.7	4.7	5.4	2.6	6.1	8.0	1.8	4.9	3.7	4.2	4.4	5.6
20111	Pembuatan gas perindustrian atau perubatan bukan organik dalam bentuk cecair atau mampat	-9.0	31.2	32.9	31.4	34.3	26.3	23.0	12.5	32.2	18.3	30.1	35.5	33.2
20112	Pembuatan kimia organik asas	3.1	7.0	7.8	7.7	4.0	8.6	9.0	1.2	7.3	3.2	8.1	6.9	8.5
20113	Pembuatan sebatian bukan organik													
20121	Pembuatan baja													
20129	Pembuatan produk campuran nitrogen	-17.1	-9.5	-10.5	-12.1	-13.3	-1.2	-6.8	-1.8	-11.5	-4.8	-14.5	-8.4	-9.0
20131	Pembuatan plastik dalam bentuk primer	-3.4	-2.3	-2.3	0.7	-4.4	-3.3	6.4	2.1	-1.0	4.0	-3.0	-3.9	-0.3
	Industri lain	7.7	15.0	9.9	12.0	19.1	19.1	9.0	-10.0	12.7	-3.8	10.2	9.8	9.7
202 & 203	Pembuatan produk kimia lain dan serat buatan manusia	3.1	0.4	-1.9	-1.0	4.5	0.5	0.3	3.5	-0.5	2.1	-0.8	-2.1	-2.9
20210	Pembuatan racun perosak dan produk agrokimia lain	31.5	7.7	6.3	9.2	2.8	12.8	6.8	22.6	7.0	16.2	2.8	2.5	13.2
20221	Pembuatan cat, varnis dan penyadur dan mastik	2.9	6.2	8.1	4.3	4.6	7.6	7.7	18.8	5.9	13.4	2.8	12.2	10.4
20222	Pembuatan dakwat cetak	-6.4	-15.5	-20.7	-15.9	-11.8	-12.3	-13.1	-8.3	-17.8	-10.0	-17.6	-18.2	-25.8
20231	Pembuatan sabun dan bahan pencuci, penyediaan membersihkan dan mengilat	-3.3	-6.4	-9.9	-10.6	-3.0	-1.4	2.9	10.7	-9.4	7.3	-10.5	-9.0	-10.1
20232	Pembuatan pewangi dan penyediaan dandanan diri													
20291	Pembuatan plat fotografi, filem, sensitized paper dan other sensitized unexposed materials													
20292	Pembuatan dakwat menulis dan melukis	8.0	8.5	8.1	9.1	18.3	0.2	-4.0	-11.3	10.8	-8.2	14.6	5.2	4.9
20299	Pembuatan produk kimia lain t.t.t.l.													
	Industri lain	-0.8	6.2	3.2	7.2	10.4	4.2	2.6	-4.7	6.1	-1.0	2.3	3.6	3.8
210	Pembuatan produk farmaseutikal, kimia perubatan dan botani	13.7	10.0	8.8	8.6	10.3	11.8	4.6	0.7	8.9	2.3	10.5	7.8	8.2
21001	Pembuatan bahan aktif ubat-ubatan untuk digunakan oleh bidang farmakologi dalam pembuatan ubat-ubatan	12.1	9.6	7.5	7.7	11.0	11.9	3.9	-1.2	8.2	0.7	9.6	5.8	7.2
	Industri lain	20.9	11.3	14.3	12.4	8.0	11.4	7.1	7.9	12.0	8.4	14.4	16.0	12.4
221	Pembuatan produk getah	8.9	0.0	2.1	0.2	-2.1	0.0	0.5	-5.7	0.5	-2.9	0.6	3.5	2.2
22111	Pembuatan tayar getah untuk kenderaan	-2.2	8.0	1.7	3.4	12.3	14.1	41.6	23.4	3.2	30.1	2.1	1.8	1.1
22112	Pembuatan bunga tayar yang boleh ditukar ganti dan tayar celup	14.7	16.1	8.0	14.7	22.3	19.3	25.3	23.6	13.3	24.9	8.5	8.1	7.5
22191	Pembuatan produk lain daripada getah asli atau sintetik, tidak divulkan, divulkan atau dikeraskan	15.2	8.0	3.3	6.3	10.8	11.6	6.3	3.4	5.5	4.4	3.1	3.4	3.5
22193	Pengilangan semula getah dan prosesan susu getah													
22192	Pembuatan sarung tangan getah	15.6	-3.5	8.9	-2.1	-10.7	-6.4	-8.2	-14.8	0.3	-12.0	6.6	10.8	9.5
22199	Pembuatan produk getah lain yang t.t.t.l.	-7.8	-2.7	-13.9	-1.5	7.0	-0.1	-3.1	-5.4	-6.4	-3.5	-15.6	-11.6	-14.5
222	Pembuatan produk plastik	6.5	4.8	-0.3	2.2	9.1	8.6	8.0	2.3	2.1	4.4	0.3	-1.2	0.1
22201	Pembuatan produk plastik separa siap													
22202	Pembuatan produk plastik siap	1.3	3.3	-3.1	-0.3	6.5	10.4	14.0	1.7	-0.4	5.8	-2.0	-5.2	-2.2
22203	Pembuatan artikel plastik untuk pembungkusan barangan	13.0	16.0	7.8	10.7	19.4	26.2	36.8	27.4	10.7	31.0	7.6	6.9	8.6
22204	Pembuatan barangan plastik jurubina	2.6	5.4	-3.6	-0.3	15.2	12.4	16.9	25.8	0.1	22.3	-2.6	-4.3	-3.9
22205	Pembuatan pinggan mangkuk, peralatan dapur dan barangan tandas daripada plastik	13.1	4.9	4.6	5.4	8.5	1.3	-1.7	-1.9	6.1	-2.3	4.3	4.9	4.6
22209	Pembuatan pelbagai produk plastik t.t.t.l.	7.2	-0.5	-2.9	-1.2	5.2	-2.8	-13.7	-14.6	-1.3	-13.9	-2.3	-2.7	-3.8
231 (23101 & 23102 & 23109)	Pembuatan kaca dan produk kaca	12.3	19.1	20.5	15.8	23.3	17.0	9.5	6.4	18.6	7.4	25.5	18.3	17.8

2023																Group Description/Period
Apr.	Mei	Jun	Jul.	Ogo.	Sep.	Okt.	Nov.	Dis.	Jan.	Feb.	Mac	Apr.	Mei	Jun	Jul.	
9.7	10.6	11.9	10.3	9.0	3.1	3.4	3.3	4.5	4.1	7.2	6.5	6.3	6.1	5.8	5.6	Manufacture of products of wood, cork, straw and plaiting materials
11.2	11.8	12.3	10.5	10.9	1.2	0.9	3.4	1.2	0.4	4.6	3.9	5.4	5.6	4.1	5.9	Manufacture of veneer sheets and plywood
32.6	20.6	22.4	24.6	21.7	11.5	9.6	2.3	6.0	9.1	9.8	5.6	4.0	4.2	-2.2	4.3	Manufacture of particle board and fibreboard
0.3	4.6	7.5	6.3	4.3	3.9	6.8	5.2	14.0	14.2	14.4	14.2	14.6	12.6	17.2	10.2	Manufacture of builders' carpentry
1.8	6.9	8.1	4.0	-0.3	1.6	2.1	1.4	2.1	-2.3	3.4	4.9	0.6	0.7	3.3	-0.2	Other industry
1.2	3.0	4.4	6.1	5.8	3.5	3.3	2.7	7.7	4.1	5.0	4.9	1.8	1.7	0.8	0.7	Manufacture of paper and paper products
15.2	15.8	20.3	16.0	17.2	9.6	6.2	0.2	0.1	-14.5	-4.3	-9.8	-15.4	-30.3	-33.3	-28.6	Manufacture of pulp, paper and paperboard
-0.6	-0.1	0.3	9.0	7.5	6.8	6.1	8.0	10.5	10.2	14.3	14.4	9.0	10.8	9.2	11.0	Manufacture of corrugated paper and paperboard and of containers of paper and paperboard
-11.6	-11.4	-11.3	-11.1	-11.0	-8.4	-7.5	-9.6	-6.0	-6.2	-1.2	2.6	2.9	-1.6	-1.9	-6.0	Manufacture of envelopes and letter-card
3.5	9.4	5.4	7.0	7.2	4.6	4.3	1.6	17.9	20.0	6.2	8.3	-0.9	7.2	6.7	-4.0	Manufacture of household and personal hygiene paper
-13.0	-9.6	-4.6	-15.9	-14.3	-16.5	-13.2	-12.3	-13.2	-12.3	-14.0	-14.3	-5.8	-4.4	-4.0	-0.5	Manufacture of gummed or adhesive paper in strips or rolls and labels and wall paper
10.6	9.7	14.5	17.0	14.6	13.8	13.8	12.1	23.2	6.1	8.7	9.3	9.6	9.5	12.9	12.3	Other industry
0.5	0.6	4.7	6.0	5.8	9.1	9.3	8.6	3.0	5.1	4.5	4.7	6.6	8.2	7.1	7.4	Printing, service activities related to printing and reproduction of recorded media
1.5	1.1	5.1	6.2	6.1	10.2	10.5	8.9	3.6	5.3	5.1	5.0	7.3	8.0	6.5	7.3	Printing
-4.7	-1.8	2.5	4.7	4.0	3.5	3.0	7.0	-0.2	4.0	1.3	3.1	3.0	9.6	10.8	8.2	Service activities related to printing
																Reproduction of recorded media
2.5	3.1	0.2	2.5	3.9	0.2	0.3	0.4	1.2	8.1	7.3	7.6	8.3	8.0	5.1	2.8	Manufacture of refined petroleum products
6.1	8.6	2.0	3.7	2.3	1.7	5.6	7.2	5.4	9.0	6.1	8.9	6.9	-0.5	-1.2	-3.1	Manufacture of basic chemicals, fertilizer and nitrogen compounds, plastics and synthetic rubber in primary forms
32.3	31.0	30.8	32.3	35.8	34.6	35.6	22.0	21.9	7.6	26.9	34.2	12.3	15.6	9.8	21.1	Manufacture of liquefied or compressed inorganic industrial or medical gases
7.2	14.2	2.8	4.9	5.4	1.9	8.5	9.2	8.2	10.6	6.5	10.0	10.1	-3.5	-3.0	-7.7	Manufacture of basic organic chemicals
																Manufacture of inorganic compounds
																Manufacture of fertilizers
-10.9	-9.3	-16.0	-12.8	-18.5	-8.1	-5.7	1.3	0.7	6.4	-13.2	-11.8	-0.6	-2.2	-2.5	-7.7	Manufacture of associated nitrogen products
3.2	0.2	-1.2	-1.8	-5.6	-5.8	-5.1	-0.1	-4.5	5.6	5.7	7.8	2.6	2.7	1.0	2.3	Manufacture of plastics in primary forms
10.8	11.4	14.0	24.0	16.7	16.8	17.1	20.0	20.4	20.5	6.0	1.2	0.6	-15.8	-14.7	-21.5	Other industry
-0.7	-2.1	-0.2	5.9	6.3	1.3	-0.04	-1.2	2.6	-0.9	2.7	-0.9	2.6	3.6	4.2	4.1	Manufacture of other chemical products and man-made fibres
19.4	4.8	3.4	2.3	-0.3	6.3	13.1	9.1	16.5	-1.5	10.5	11.2	10.0	26.3	33.5	25.9	Manufacture of pesticides and other agrochemical products
6.8	0.1	6.0	3.3	7.6	3.2	5.3	4.7	12.3	-3.5	22.3	5.6	14.1	21.8	20.9	16.8	Manufacture of paints, varnishes and similar coatings ink and mastics
-19.9	-13.5	-13.8	-12.8	-10.8	-11.7	-10.2	-13.6	-13.0	-13.3	-13.7	-12.2	-12.6	-5.9	-6.1	-5.2	Manufacture of printing ink
																Manufacture of soap and detergents, cleaning and polishing preparations
-8.9	-13.4	-9.6	-3.6	1.8	-6.8	-4.1	-2.7	2.0	2.8	5.1	0.7	11.3	10.6	10.2	12.8	Manufacture of perfumes and toilet preparations
																Manufacture of photographic plates, films, sensitized paper and other sensitized unexposed materials
5.7	11.2	10.4	24.9	18.3	11.9	1.1	-1.3	0.9	0.2	-6.1	-6.2	-8.2	-13.0	-12.7	-11.2	Manufacture of writing and drawing ink
																Manufacture of other chemical products n.e.c.
7.6	5.8	8.2	11.9	9.4	9.8	8.0	2.2	2.5	2.9	8.9	-4.1	-3.2	-4.6	-6.2	-0.2	Other industry
8.3	8.5	9.1	9.9	10.0	11.0	11.7	12.3	11.6	6.7	3.2	3.8	1.1	0.6	0.3	0.8	Manufacture of pharmaceuticals, medicinal chemical and botanical products
7.5	8.3	7.4	11.3	10.1	11.5	12.3	11.2	12.2	6.4	2.7	2.6	0.5	-2.2	-1.9	-2.6	Manufacture of medicinal active substances to be used for their pharmacological properties in the manufacture of medicaments
11.5	9.5	16.3	5.1	9.7	9.1	9.2	16.6	8.7	7.7	5.1	8.5	3.3	11.6	8.8	13.4	Other industry
3.9	2.5	-4.5	-2.8	-2.3	-1.1	-1.5	4.8	-3.0	-3.7	2.4	3.0	-0.9	-6.2	-9.1	-3.7	Manufacture of rubber products
0.3	3.2	6.5	6.6	16.5	14.1	12.8	17.8	11.6	44.6	58.7	24.3	41.2	17.6	14.2	22.2	Manufacture of rubber tyres for vehicles
8.4	11.6	25.2	24.8	24.1	18.3	18.1	19.8	20.1	17.5	28.2	29.8	22.2	26.1	22.4	27.6	Manufacture of interchangeable tyre treads and retreading rubber tyres
																Manufacture of other products of natural or synthetic rubber, unvulcanized, vulcanized or hardened
5.9	4.0	8.9	9.3	11.4	11.6	10.8	15.6	8.8	5.3	5.5	8.0	6.9	4.1	-0.7	2.0	Rubber remilling and latex processing
10.3	1.5	-12.2	-10.2	-12.3	-9.6	-9.7	0.1	-9.2	-14.9	-4.6	-4.8	-9.9	-15.9	-17.7	-12.6	Manufacture of rubber gloves
-10.6	2.4	5.8	5.8	10.0	5.3	4.6	1.0	-5.4	-5.6	-7.6	4.2	-7.5	-3.6	-5.0	1.3	Manufacture of other rubber products n.e.c.
0.5	1.0	5.2	9.3	9.2	8.7	7.7	6.7	11.3	10.8	8.8	4.7	4.7	1.4	0.9	0.7	Manufacture of plastics products
																Manufacture of semi-manufactures of plastic products
-2.1	-0.6	1.9	7.9	6.4	5.3	6.6	5.8	19.1	20.3	19.7	2.7	5.4	-1.6	1.5	-4.3	Manufacture of finished plastic products
9.1	10.4	12.6	19.3	19.8	19.2	25.6	25.8	27.1	37.1	36.6	36.7	29.5	27.4	25.3	27.1	Manufacture of plastic articles for the packing of goods
-2.6	-1.2	3.4	14.1	17.6	13.9	14.2	9.6	13.4	13.2	18.3	19.2	18.5	29.1	30.1	27.1	Manufacture of builders' plastics ware
5.3	2.6	8.5	13.2	6.6	6.0	2.6	2.0	-0.6	-1.1	-0.7	-3.2	-2.3	-2.1	-1.4	-5.4	Manufacture of plastic tableware, kitchenware and toilet articles
-3.1	-3.5	3.1	3.6	5.6	6.3	-1.3	-3.4	-3.6	-11.4	-15.4	-14.3	-12.5	-14.4	-16.8	-12.4	Manufacture of diverse plastic products n.e.c.
14.6	17.2	15.5	21.4	28.7	20.4	15.9	18.6	16.5	12.0	9.4	7.1	7.9	4.5	7.0	4.4	Manufacture of glass and glass products

Jadual Table **1.6b** : Gaji dan Upah yang Dibayar Sektor Pembuatan Mengikut Kumpulan: Perubahan Peratusan Tahunan
 : Salaries and Wages Paid of Manufacturing Sector by Group: Annual Percentage Change

Kod Kumpulan Group code	Keterangan Kumpulan/Tempoh	2021		2022				2023		2022	2023	2022		
		2021	2022	Q1	Q2	Q3	Q4	Q1	Q2	(Jan. - Jul.)	(Jan. - Jul.)	Jan.	Feb.	Mac
239	Pembuatan pengeluaran galian bukan logam t.t.t.l.	-0.3	3.5	0.9	3.1	6.2	3.8	0.1	0.1	2.8	0.3	0.6	1.0	1.1
23911	Pembuatan mortar refraktori dan konkrit &													
23921	Pembuatan seramik bukan refraktori	-11.4	-14.7	-21.8	-16.9	-14.3	-4.7	1.1	2.9	-18.3	1.7	-26.6	-19.9	-18.7
23930	Pembuatan produk porselin dan seramik lain	-0.6	7.4	5.0	11.4	10.9	2.6	-15.2	-18.1	8.8	-16.1	-6.4	16.5	6.5
23941	Pembuatan simen hidraulik	-5.2	-3.3	-3.7	-8.8	-0.1	-0.1	5.1	7.1	-5.2	6.3	3.2	-4.3	-9.9
23951	Pembuatan konkrit dan mortar siap bancuh dan banchuan kering	3.2	7.5	6.6	8.1	10.9	4.7	-3.4	-6.7	7.6	-5.2	6.4	6.5	6.9
23952 & 23953 & 23959	Pembuatan konkrit pratuangan, simen atau artikel batu buatan yang digunakan dalam pembinaan; Pembuatan komponen struktur pasang siap untuk bangunan atau kejuruteraan awam dari simen, batu atau konkrit buatan Pembuatan artikel konkrit, simen dan plaster lain t.t.t.l.	2.2	2.1	-0.8	2.0	4.8	2.5	0.9	3.3	1.4	2.5	1.1	-2.2	-1.2
23990	Pembuatan produk mineral bukan logam lain t.t.t.l. Industri lain	-4.7	11.4	10.0	14.9	13.9	7.4	6.1	6.5	12.9	6.3	8.7	9.4	12.1
		8.1	12.0	9.8	9.5	16.0	12.9	-1.0	-4.7	10.7	-2.9	8.5	10.4	10.6
241 (24101 & 24102 & 24103 & 24104 & 24109)	Pembuatan besi dan keluli asas	-0.5	7.2	7.0	11.5	8.2	2.5	1.5	0.7	9.5	1.2	5.9	6.6	8.5
242 (24201 & 24202 & 24209)	Pembuatan logam asas berharga dan logam bukan ferus lain	4.5	-1.9	2.6	-4.9	-1.8	-3.4	7.9	7.9	-1.3	7.7	6.9	6.9	-5.7
243	Pengacuan logam	2.2	0.4	-0.2	-0.2	2.3	-0.5	-3.7	-2.0	0.6	-3.7	1.1	1.9	-3.3
251 & 252	Pembuatan produk struktur logam, tangki, takungan, penjana wap, senjata dan peluru	-1.6	0.7	-2.8	1.7	2.1	1.9	4.1	6.0	-0.2	5.2	-0.7	-3.3	-4.4
25113 & 25119	Pembuatan pintu, tingkap dan bingkai, penutup tingkap dan pintu pagar daripada logam	-10.6	-4.4	-10.7	-5.0	-2.0	0.8	5.7	9.2	-7.2	7.9	-10.0	-10.6	-11.6
25120	Pembuatan produk struktur logam lain													
	Pembuatan tangki, takungan dan kontena daripada logam	17.5	9.3	14.6	15.1	7.3	1.7	1.3	2.5	13.7	1.8	20.6	12.3	11.2
	Industri lain	-2.8	-1.0	-10.1	-4.3	4.8	7.5	6.0	3.5	-5.7	4.4	-7.8	-10.6	-11.9
259	Pembuatan lain-lain produk yang direka daripada logam; aktiviti perkhidmatan kerja logam	4.9	3.7	4.5	5.7	4.8	0.0	4.1	4.4	5.4	4.3	4.0	3.2	6.3
25910	Tempaan, tekanan, hentakan dan bentuk gelekkan logam; serbuk metalurgi	7.4	-1.8	-0.02	-0.4	-2.6	-4.3	-5.0	-5.3	-0.6	-4.5	-3.6	2.1	1.7
25920	Rawatan dan penyalutan logam; menggunakan mesin	13.0	1.3	0.8	2.6	3.8	-1.6	-2.9	-4.7	2.1	-3.3	0.6	1.1	0.7
25991	Pembuatan tin untuk produk makanan dan minuman, tiub dan kotak boleh dilipat	2.4	13.4	5.9	14.7	18.9	14.5	19.8	16.7	11.3	18.0	2.3	0.1	16.8
25992 & 25993	Pembuatan kabel, plaited bands (jalur/pita berpintal) dan artikel seumpamanya daripada logam													
	Pembuatan bolt, skru, nat dan produk uliran seumpamanya	10.2	14.2	21.6	22.3	14.6	1.3	5.1	12.6	22.9	8.6	25.3	19.3	20.4
25994	Pembuatan barangan rumah daripada logam	-8.1	-7.2	-18.0	-10.7	2.8	-0.4	1.2	-5.3	-12.1	-2.6	-13.4	-22.7	-17.6
25999	Pembuatan produk lain yang direka daripada logam t.t.t.l. Industri lain	2.5	5.0	2.8	5.6	7.1	4.6	10.3	2.3	4.6	5.6	2.7	1.1	4.8
		-13.3	-29.1	-19.6	-29.6	-35.4	-32.8	-10.2	11.7	-26.3	2.0	-17.6	-22.3	-19.3
261	Pembuatan komponen dan papan elektronik	5.8	3.5	4.6	2.7	4.3	2.3	1.5	3.2	3.6	1.8	6.0	3.2	4.7
26101 & 26102	Pembuatan diod, transistor dan alatan semikonduktor yang seumpamanya	6.5	1.8	4.5	1.5	1.4	-0.1	1.2	1.1	2.8	1.1	7.3	3.0	3.3
26103 & 26104 & 26105	Pembuatan kapasitor dan perintang elektrik													
	Pembuatan papan litar bercetak	7.0	7.2	5.9	5.3	10.7	7.2	2.3	7.9	5.7	3.4	5.3	4.9	7.6
26109	Pembuatan komponen paparan													
	Pembuatan komponen lain untuk aplikasi elektronik	-10.7	2.4	-3.0	4.1	5.5	3.6	-0.7	0.9	1.2	0.3	-7.0	-7.4	5.7
262 (26201 & 26202)	Pembuatan komputer dan kelengkapan peranti	9.8	5.7	3.0	10.1	5.5	4.6	0.9	0.9	6.8	1.7	2.0	1.6	5.5
263/ 26300	Pembuatan peralatan komunikasi	-5.8	18.5	27.4	14.5	17.3	16.0	8.7	0.8	20.4	3.0	23.3	35.2	24.5
264/ 26400	Pembuatan peralatan elektronik pengguna	-4.3	17.7	17.2	20.3	24.7	9.5	-0.1	-4.9	20.0	-2.5	8.6	27.3	17.8
265	Pembuatan kelengkapan mengukur, menguji, memandu arah dan kawalan; jam tangan dan jam	5.7	44.8	27.4	45.4	53.7	51.6	20.8	29.5	38.7	26.0	17.4	27.3	37.7
26511 & 26512	Pembuatan kelengkapan mengukur, menguji, memandu arah dan kawalan	6.8	48.2	28.4	49.5	57.7	56.0	22.2	31.3	41.4	27.5	16.3	28.8	40.5
26520	Pembuatan kelengkapan kawalan proses perindustrian													
	Pembuatan jam tangan dan jam dan bahagiannya	-4.6	11.3	17.4	7.0	14.2	7.1	6.6	6.1	12.3	7.6	28.8	13.5	10.3
266/ 26600	Pembuatan peralatan penyinaran, perubahan elektro dan elektroterapeutik	15.4	4.5	10.0	-0.3	-0.6	9.9	7.2	4.3	3.5	3.9	18.2	12.0	1.8

2023																Group Description/Period
Apr.	Mei	Jun	Jul.	Ogo.	Sep.	Okt.	Nov.	Dis.	Jan.	Feb.	Mac	Apr.	Mei	Jun	Jul.	
1.2	0.9	7.5	7.4	5.7	5.4	5.5	3.0	2.9	2.1	-0.2	-1.5	-1.5	1.1	0.8	0.9	Manufacture of non-metallic mineral products
																<i>Manufacture of refractory mortars and concretes</i>
-21.9	-15.2	-13.2	-11.8	-15.1	-15.9	-15.0	-1.0	3.2	3.4	-0.2	0.3	3.1	-0.5	6.2	-0.5	<i>Manufacture of non-refractory ceramic</i>
10.3	9.1	15.0	13.3	10.7	9.0	6.1	5.4	-3.5	5.0	-27.0	-22.3	-17.9	-17.2	-19.3	-12.6	<i>Manufacture of other porcelain and ceramic products</i>
-12.7	-9.0	-4.5	2.0	-3.4	1.2	-1.7	-1.0	2.2	2.1	8.0	5.6	5.2	8.3	7.8	7.2	<i>Manufacture of hydraulic cement</i>
11.3	4.5	8.5	9.3	12.8	10.8	12.6	3.2	-1.0	-1.3	0.02	-8.6	-8.9	-5.3	-5.8	-6.3	<i>Manufacture of ready-mix and dry-mix concrete and mortars</i>
																<i>Manufacture of precast concrete, cement or artificial stone articles for use in construction</i>
																<i>Manufacture of prefabricated structural components for building or civil engineering of cement, concrete or artificial stone</i>
-1.7	-1.7	10.0	6.8	3.7	3.8	4.1	-0.04	3.7	3.2	-1.9	1.3	2.6	4.6	2.6	4.91	<i>Manufacture of other articles of concrete, cement and plaster n.e.c.</i>
13.6	14.1	16.8	15.8	13.8	12.3	12.4	8.1	2.8	3.5	8.4	6.4	6.8	6.9	5.9	6.1	<i>Manufacture of other non-metallic mineral products n.e.c.</i>
8.6	6.9	13.4	17.5	15.8	14.8	14.6	13.1	11.0	0.9	0.7	-4.4	-10.9	-2.0	0.1	-3.1	<i>Other industry</i>
10.2	11.9	12.4	11.9	9.8	3.4	3.5	2.0	2.0	3.7	2.0	-1.0	-0.2	2.3	-0.01	1.9	Manufacture of basic iron and steel
-4.3	-5.8	-4.6	-2.4	0.7	-3.7	-4.4	-2.5	-3.3	3.4	8.3	12.5	9.8	7.1	6.9	6.0	Manufacture of basic precious and other non-ferrous metals
-0.3	-1.1	1.0	5.8	1.6	-0.3	-1.4	-1.2	1.2	1.6	-7.1	-5.6	-2.6	-3.4	0.2	-8.7	Casting of metals
-1.4	0.4	6.4	2.5	3.2	0.8	0.3	2.4	2.9	1.2	4.7	6.6	5.1	6.1	6.9	6.3	Manufacture of structural metal products, tanks, reservoirs , steam generators , weapons and ammunition
																<i>Manufacture of metal doors, windows and their frames, shutters and gates</i>
-8.6	-6.6	0.9	-1.8	-3.6	-0.6	-1.6	1.2	2.8	0.3	6.7	10.6	6.4	8.4	13.0	11.0	<i>Manufacture of other structural metal products</i>
14.3	15.2	15.8	7.6	11.2	3.3	2.1	1.6	1.5	1.2	1.5	1.3	3.4	3.2	0.9	1.3	<i>Manufacture of tanks, reservoirs and containers of metal</i>
-9.0	-6.5	3.2	5.7	9.3	-0.5	3.3	10.7	8.4	5.7	5.9	6.3	4.8	4.7	1.0	2.1	<i>Other industry</i>
4.6	5.7	6.9	7.4	7.5	-0.1	0.04	-0.05	-0.07	1.8	6.3	4.3	4.6	4.5	4.0	5.0	Manufacture of other fabricated metal products; metal working service activities
0.5	1.3	-3.0	-2.9	-1.1	-3.8	-4.4	-4.8	-3.8	-3.5	-5.7	-5.8	-5.1	-5.8	-4.9	-0.8	<i>Forging, pressing, stamping and roll-forming of metal; powder metallurgy</i>
1.3	0.8	5.6	5.3	3.8	2.2	-0.4	-1.1	-3.1	-2.9	-2.3	-3.6	-1.2	-5.5	-7.2	0.1	<i>Treatment and coating of metals; machining</i>
12.2	14.5	17.4	19.0	19.3	18.5	15.4	14.2	14.1	21.1	22.3	16.0	15.3	19.7	15.2	16.6	<i>Manufacture of tins and cans for food products, collapsible tubes and boxes</i>
																<i>Manufacture of metal cable, plaited bands and similar articles</i>
17.4	24.3	25.2	28.5	25.5	-4.2	-0.1	0.6	3.5	0.03	8.1	7.3	15.3	11.6	11.0	8.4	<i>Manufacture of bolts, screws, nuts and similar threaded products</i>
-18.0	-13.8	1.3	3.2	3.0	2.3	-0.2	-0.9	-0.1	-0.6	6.1	-1.5	-0.9	-6.3	-8.5	-5.1	<i>Manufacture of metal household articles</i>
3.6	5.8	7.6	7.2	7.5	6.5	6.0	5.8	2.3	10.6	11.2	9.0	2.3	2.1	2.5	1.1	<i>Manufacture of any other fabricated metal products n.e.c.</i>
-16.5	-36.9	-35.6	-38.2	-34.2	-33.7	-33.9	-34.1	-30.6	-32.6	7.0	1.2	-2.3	21.3	20.9	20.3	<i>Other industry</i>
4.0	3.2	1.0	3.1	3.5	6.2	3.7	1.6	1.8	-0.3	0.4	4.4	3.0	3.9	2.7	-1.8	Manufacture of electronic components and boards
3.6	2.6	-1.6	1.6	-0.3	2.8	2.0	-0.9	-1.1	-1.3	-0.2	5.2	3.5	0.9	-0.9	0.5	<i>Manufacture of diodes, transistors and similar semiconductor devices</i>
																<i>Manufacture of electronic integrated circuits micro assemblies</i>
																<i>Manufacture of electrical capacitors and resistors</i>
4.8	4.7	6.6	6.0	11.9	14.4	7.6	7.2	7.0	1.9	1.1	3.9	3.0	10.6	10.4	-7.0	<i>Manufacture of printed circuit boards</i>
																<i>Manufacture of display components</i>
4.8	2.1	5.6	6.5	8.1	2.2	1.8	1.4	7.4	-1.1	3.2	-3.9	-3.0	-1.1	7.3	1.8	<i>Manufacture of other components for electronic applications</i>
8.7	11.3	10.4	9.3	6.6	1.4	-0.4	6.5	7.6	0.6	7.8	-5.6	2.2	5.3	-4.9	6.7	Manufacture of computers and peripheral equipment
16.7	16.3	10.3	19.1	19.1	13.8	13.2	18.7	15.6	10.8	8.1	7.3	-8.5	4.3	8.3	-8.0	Manufacture of communication equipment
18.6	16.9	25.4	28.7	30.4	16.1	9.9	12.3	6.5	-1.9	-4.0	5.8	-6.7	-3.3	-4.6	-2.4	Manufacture of consumer electronics
31.7	41.6	63.7	53.3	53.9	53.7	55.2	53.8	46.8	21.4	23.5	17.9	29.2	30.9	28.6	28.9	Manufacture of measuring, testing, navigating and control equipment; watches and clocks
																<i>Manufacture of measuring, testing, navigating and control equipment</i>
34.5	45.2	70.0	57.5	57.8	57.7	59.1	58.5	51.4	23.4	25.1	18.5	30.7	33.0	30.4	30.0	<i>Manufacture of industrial process control equipment</i>
5.2	8.2	7.7	13.1	15.6	14.0	15.2	6.4	1.3	2.9	6.6	10.7	10.4	5.2	2.9	15.2	<i>Manufacture of watches and clocks and parts</i>
1.3	2.1	-4.0	-2.2	-0.2	0.6	0.5	-2.0	35.6	7.2	12.9	2.0	9.7	3.3	-0.03	-6.8	Manufacture of irradiation, electromedical and electrotherapeutic equipment

Jadual Table **1.6b** : Gaji dan Upah yang Dibayar Sektor Pembuatan Mengikut Kumpulan: Perubahan Peratusan Tahunan
 : *Salaries and Wages Paid of Manufacturing Sector by Group: Annual Percentage Change*

Kod Kumpulan Group code	Keterangan Kumpulan/Tempoh	2021		2022				2023		2022		2023		
		2021	2022	Q1	Q2	Q3	Q4	Q1	Q2	(Jan. - Jul.)	(Jan. - Jul.)	Jan.	Feb.	Mac
267 (26701 & 26702) & 268 (26800)	Pembuatan peralatan optikal, kelengkapan fotografi, media magnetik dan optikal	0.4	26.6	16.3	36.3	34.0	21.2	3.1	-6.8	28.3	-2.9	2.7	3.8	41.8
271	Pembuatan motor elektrik, penjana, transformer dan perkakasan pengagihan dan pengawalan elektrik	-1.2	-4.0	-3.0	-1.7	-2.5	-8.3	-1.7	3.9	-2.2	1.0	-2.5	-3.3	-3.4
27101	Pembuatan motor elektrik, penjana dan transformer	3.0	5.2	12.5	8.2	3.1	-1.4	2.5	0.6	9.4	1.0	13.1	12.8	11.5
27102	Pembuatan perkakasan pengagihan dan pengawalan elektrik	-3.3	-8.9	-9.6	-7.5	-5.8	-12.0	-3.9	6.1	-8.0	0.9	-9.2	-9.7	-9.9
272/ 27200	Pembuatan bateri dan akumulator	3.5	10.0	21.1	8.4	1.3	11.0	14.8	15.6	12.5	15.6	6.8	32.1	27.5
273	Pembuatan pendawaian dan peranti pendawaian	13.5	13.0	12.1	14.5	17.3	8.4	2.0	-1.6	14.0	-0.5	10.9	8.3	17.6
27310	Pembuatan kabel gentian optikal	-1.0	24.2	55.3	39.6	29.3	-2.0	11.8	26.8	47.8	18.5	60.5	50.3	55.3
27320	Pembuatan wayar dan kabel elektronik dan elektrik lain	15.1	12.6	9.6	13.2	17.4	10.4	2.5	-2.9	12.2	-1.0	8.2	5.7	15.4
27330	Pembuatan alatan pendawaian pembawa dan bukan pembawa arus untuk litar elektrik (tanpa mengira jenis bahan)	7.4	1.9	18.6	6.8	-3.5	-12.2	-26.6	-21.1	9.8	-23.6	19.1	17.6	19.2
274/ 27400	Pembuatan kelengkapan pencahayaan elektrik	43.9	12.5	33.6	6.3	6.0	8.3	-1.3	-2.3	16.4	-1.2	43.2	38.6	18.2
275/ 27500	Pembuatan perkakasan domestik	-17.2	-24.1	-31.7	-20.4	-18.0	-23.7	-24.1	-17.3	-25.5	-19.0	-30.5	-31.6	-32.9
279/ 27900	Pembuatan kelengkapan elektrik lain	5.7	31.8	26.9	26.0	35.4	37.8	30.3	14.1	27.4	20.6	21.6	23.4	36.5
281 & 282	Pembuatan jentera kegunaan umum dan kegunaan khas	3.0	3.1	1.2	3.0	4.9	3.3	2.3	0.9	2.4	1.4	2.0	1.1	0.3
28120	Pembuatan alat-alat kuasa bendalir &	-0.1	2.1	-4.3	1.9	6.6	4.4	1.5	6.7	-0.1	4.3	-1.4	-6.4	-5.1
28130	Pembuatan pam, pemampat, kepala paip dan injap lain													
28180	Pembuatan alatan tangan yang menggunakan kuasa dilengkapkan dengan motor elektrik atau bukan motor elektrik atau pneumatik	15.3	0.1	-2.8	3.1	3.8	-3.1	-3.2	-0.1	0.5	-1.5	-7.7	0.2	-0.7
28220	Pembuatan jentera pembenturan logam dan alatan mesin													
28192	Pembuatan mesin penyaman udara, termasuk untuk kenderaan bermotor	-1.9	7.8	3.5	2.8	7.9	17.0	2.6	-12.2	4.1	-6.7	-2.1	3.5	9.1
28290	Pembuatan lain-lain mesin bertujuan khas t.t.t.l. Industri lain	1.0	-5.3	2.6	-6.1	-8.8	-9.2	-4.5	4.5	-2.6	1.3	5.7	7.6	-6.3
		0.6	5.5	2.9	6.0	8.1	5.4	7.0	4.3	4.8	5.4	8.1	0.05	0.5
291 (29101 & 29102)	Pembuatan kenderaan bermotor	2.6	9.0	11.0	11.2	11.7	2.7	-5.4	-5.8	11.4	-5.0	11.0	10.5	11.5
292/ 29200	Pembuatan kerangka (coachwork) untuk kenderaan bermotor; pembuatan treler dan semi treler	8.6	21.7	16.5	22.1	25.4	22.3	25.5	6.5	20.5	14.2	13.5	17.6	18.1
293/ 29300	Pembuatan alat ganti dan aksesori untuk kenderaan bermotor	-2.6	-2.0	-6.0	-2.6	2.3	-1.1	0.4	7.0	-3.2	4.3	-6.1	-6.2	-5.6
301 (30110 & 30120)	Pembinaan kapal dan bot	-4.7	-1.6	-7.1	-2.2	2.5	1.6	2.8	7.4	-4.1	5.9	-6.7	-7.6	-7.0
302, 303, 304 & 309	Pembuatan lokomotif keretapi, rolling stock, kapal angkasa dan udara, jentera berkaitan, kenderaan tempur ketenteraan, dan kelengkapan pengangkutan t.t.t.l.	1.0	6.3	3.5	6.8	10.4	4.7	2.3	-0.2	6.0	0.8	2.5	3.8	4.2
30910	Pembuatan motosikal	10.7	10.7	11.7	13.8	15.3	2.4	-0.4	-2.9	13.0	-2.0	11.2	11.8	12.0
30920	Pembuatan basikal dan invalid carriages Industri lain	-4.2	-8.4	-18.6	-13.4	-4.7	6.1	3.4	0.2	-13.5	0.9	-19.7	-17.4	-18.6
		-14.3	5.4	0.3	3.6	8.6	9.7	8.8	7.0	2.8	8.2	-0.8	0.7	1.0
310	Pembuatan perabot	2.4	5.4	6.6	8.7	6.1	0.6	3.8	4.2	7.9	4.3	6.7	5.2	7.9
31001	Pembuatan perabot kayu dan rotan Industri lain	3.9	9.3	11.0	13.0	10.3	3.7	6.9	8.9	12.3	8.1	10.7	9.1	13.3
		-2.0	-7.4	-7.0	-4.6	-7.8	-10.1	-7.8	-12.8	-5.7	-9.7	-5.9	-7.0	-8.1
321 (32110 & 32120)	Pembuatan barang kemas, bijouterie dan artikel berkaitan	3.3	4.4	2.3	4.1	8.3	3.4	-0.9	-3.3	3.9	-1.9	5.0	1.0	0.8
322, 325 & 329	Pembuatan instrumen muzik, peralatan dan bekalan perubatan dan pergigian dan pembuatan lain t.t.t.l.	7.9	1.5	1.2	1.6	3.8	-0.4	-3.4	-0.3	1.5	-1.6	2.6	0.3	0.6
32901	Pembuatan alat tulis Industri lain	-0.1	1.5	4.5	4.8	2.7	-5.7	-6.7	-8.4	4.8	-7.0	4.8	5.6	3.2
		10.3	1.5	0.3	0.7	4.1	1.0	-2.6	2.0	0.7	-0.2	2.0	-1.0	-0.1
323/ 32300	Pembuatan barangan sukan	7.0	1.3	-1.6	1.6	1.6	3.6	5.2	1.9	0.9	3.7	-0.6	-2.7	-1.6
324/ 32400	Pembuatan permainan dan mainan	-0.4	28.2	59.6	49.3	20.9	4.6	17.4	21.7	50.2	17.4	60.4	61.7	56.7
331 & 332	Pembaikan pemasangan produk logam, jentera, kelengkapan dan pemasangan jentera perindustrian dan kelengkapan	1.6	4.7	3.7	7.1	4.6	3.6	7.5	7.4	5.4	7.5	3.6	3.3	4.2
33150	Pembaikan dan penyelenggaraan kelengkapan pengangkutan kecuali motosikal dan basikal Industri lain	-6.2	2.9	-3.1	3.9	-1.8	12.8	16.1	12.2	-0.5	13.9	-6.2	-2.5	-0.7
		3.9	5.2	5.6	7.9	6.3	1.3	5.2	6.2	7.0	5.9	6.5	4.9	5.5
Jumlah Pembuatan		3.0	5.2	4.1	5.2	6.7	5.0	4.3	3.6	5.0	3.8	4.1	3.9	4.4

2023																Group Description/Period
Apr.	Mei	Jun	Jul.	Ogo.	Sep.	Okt.	Nov.	Dis.	Jan.	Feb.	Mac	Apr.	Mei	Jun	Jul.	
33.1	34.5	41.3	43.9	32.9	25.7	23.6	19.6	20.7	14.8	12.0	-11.5	-5.7	-7.2	-7.4	-8.1	Manufacture of optical instruments, photographic equipment, magnetic and optical media
0.6	-2.2	-3.1	-0.6	-1.3	-5.4	-7.9	-10.2	-6.8	-3.1	-5.6	4.2	7.6	3.5	1.0	1.2	Manufacture of electric motors, generators, transformers and electricity distribution and control apparatus
10.1	10.5	4.4	4.7	3.4	1.2	1.6	-2.6	-3.2	4.6	0.6	2.1	1.8	-0.5	0.7	-1.8	Manufacture of electric motors, generators and transformers
-5.2	-9.4	-7.6	-3.8	-4.1	-9.3	-13.3	-14.4	-8.7	-7.3	-8.7	5.3	11.6	6.2	1.2	3.1	Manufacture of electricity distribution and control apparatus
19.1	7.9	0.3	2.0	-1.3	3.5	5.1	11.4	16.7	10.8	16.5	17.2	16.5	19.1	11.1	18.3	Manufacture of batteries and accumulators
13.2	15.1	15.0	18.4	19.8	14.0	14.5	10.8	1.0	2.2	3.6	0.1	-2.6	-3.3	1.1	-4.6	Manufacture of wiring and wiring devices
43.1	43.3	33.2	52.5	49.7	2.3	2.4	-3.4	-4.5	11.6	14.4	9.4	25.2	26.9	28.0	14.3	Manufacture of fibre optic cables
11.2	13.6	14.8	17.3	18.9	15.9	16.4	13.2	2.6	2.7	4.2	0.6	-3.5	-5.2	-0.2	-5.6	Manufacture of other electronic and electric wires and cables
22.3	8.2	-5.8	-5.0	-3.0	-2.4	-2.5	-7.1	-27.3	-25.3	-27.3	-27.1	-28.6	-15.7	-19.1	-21.0	Manufacture of current -carrying and non current-carrying wiring devices for electrical circuits regardless of material
8.1	8.8	2.8	2.9	7.7	7.3	5.8	9.9	9.1	-5.4	1.4	0.8	0.6	0.3	-6.9	2.1	Manufacture of electric lighting equipment
-25.6	-20.6	-15.6	-18.2	-17.6	-18.2	-22.1	-22.8	-26.0	-27.3	-22.6	-22.2	-23.2	-15.2	-15.0	-8.2	Manufacture of domestic appliances
22.4	23.5	32.3	33.5	28.9	43.1	38.6	39.8	35.6	36.8	32.4	21.9	10.5	13.5	18.2	11.7	Manufacture of other electrical equipment
2.8	2.9	3.2	5.1	5.2	4.6	4.7	1.4	4.0	1.7	0.5	4.8	1.0	0.2	1.6	0.2	Manufacture of general-purpose and special-purpose machinery
-1.0	3.4	3.6	7.0	6.5	6.4	9.8	4.4	0.3	-1.2	2.8	3.0	4.3	7.3	8.5	5.3	Manufacture of fluid power equipment
1.5	4.3	3.5	3.8	7.8	0.2	4.1	-5.1	-7.5	-2.6	-11.9	6.0	-1.1	-0.7	1.4	-0.4	Manufacture of other pumps, compressors, taps and valves
7.6	0.6	0.5	10.3	5.4	8.3	8.2	10.4	32.8	5.6	5.5	-2.9	-10.1	-12.6	-13.9	-18.6	Manufacture of power-driven hand tools with self-contained electric or non-electric motor or pneumatic drives
-5.6	-6.7	-6.1	-8.7	-8.7	-8.9	-8.5	-8.3	-10.6	-7.5	-7.9	3.4	-2.4	7.4	9.5	12.6	Manufacture of metal-forming machinery and machine tools
5.2	6.0	6.8	7.4	7.7	9.2	6.5	3.8	5.9	5.7	7.2	8.2	6.4	2.3	4.2	4.0	Manufacture of air-conditioning machines, including for motor vehicles
9.7	9.8	14.2	13.3	16.0	6.1	4.3	-0.3	4.1	-4.1	-5.9	-6.3	-7.2	-5.7	-4.5	-1.2	Manufacture of motor vehicles
19.9	20.1	26.6	27.1	24.6	24.6	19.8	21.3	25.6	39.7	33.3	6.8	5.9	8.3	5.3	7.1	Manufacture of bodies (coachwork) for motor vehicles; manufacture of trailers and semi-trailers
-6.2	-2.6	1.3	4.2	3.4	-0.5	-0.9	-1.2	-1.1	-1.6	-0.8	3.8	3.5	9.4	8.1	8.1	Manufacture of parts and accessories for motor vehicles
-3.8	-1.6	-1.1	0.8	3.1	3.7	3.3	1.8	-0.3	3.0	3.4	2.1	0.02	10.6	12.1	11.5	Building of ships and boats
3.2	5.6	12.2	11.9	11.4	8.1	6.4	1.6	6.1	3.9	2.5	0.5	0.9	-0.2	-1.3	-0.7	Manufacture of railway locomotives, rolling stock, air and spacecraft, related machinery, military fighting vehicles and transport equipment n.e.c
10.3	14.7	16.5	14.5	19.7	12.0	9.5	-3.4	1.3	1.6	1.9	-4.5	-1.7	-3.7	-3.2	-3.9	Manufacture of motorcycles
-19.9	-16.8	-1.4	6.8	-12.0	-6.9	-8.1	9.9	18.7	1.8	0.7	7.9	4.7	-1.1	-3.0	-4.6	Manufacture of bicycles and invalid carriages
1.7	-0.6	10.2	8.6	8.6	8.5	8.3	9.8	11.0	11.1	5.0	10.3	5.9	10.2	4.8	10.0	Other industry
8.5	7.9	9.6	9.8	9.3	0.2	0.3	0.1	1.4	4.8	3.3	3.2	2.9	5.2	4.6	6.4	Manufacture of furniture
13.4	12.6	13.1	14.2	14.5	3.5	3.4	3.6	4.0	8.5	6.4	5.9	5.5	11.0	10.2	9.6	Manufacture of wooden and cane furniture
-6.0	-6.2	-1.4	-4.4	-7.3	-11.4	-10.4	-11.8	-7.9	-8.6	-7.9	-7.0	-6.6	-16.1	-15.9	-5.8	Other industry
1.9	2.4	8.2	9.0	14.2	2.3	2.2	3.4	4.4	-3.4	-3.6	4.7	4.3	-2.8	-11.5	-1.1	Manufacture of jewellery, bijouterie and related articles
0.8	1.2	2.8	2.5	5.1	3.9	1.0	-0.7	-1.4	-2.6	-3.0	-4.7	-3.5	3.5	-0.8	-0.3	Manufacture of musical instruments, medical and dental instruments and supplies and other manufacturing n.e.c.
4.8	1.3	8.6	5.8	5.5	-3.0	-4.7	-6.5	-5.8	-9.5	-4.9	-5.6	-12.4	-4.9	-7.8	-4.1	Manufacture of stationery
-0.3	1.2	1.3	1.6	5.0	5.8	2.5	0.9	-0.3	-0.8	-2.5	-4.5	-1.0	5.8	1.1	0.8	Other industry
-0.8	1.3	4.3	7.5	4.5	-6.3	2.5	7.8	0.6	-0.7	8.4	8.1	3.2	5.8	-3.2	4.2	Manufacture of sports goods
57.6	60.2	34.2	31.2	15.2	18.2	5.6	6.5	2.1	15.6	12.2	24.8	16.8	25.1	23.1	5.8	Manufacture of games and toys
5.4	6.4	9.6	5.7	4.6	3.3	2.0	1.9	6.9	7.0	9.1	6.4	5.8	8.5	8.1	8.2	Repair of fabricated metal products, machinery and equipment and installation of industrial machinery and equipment
4.8	2.2	4.6	-4.8	-0.4	-0.1	3.2	12.7	22.2	16.3	20.3	11.9	8.6	14.1	14.3	11.6	Repair and maintenance of transport equipment except motorcycles and bicycles
5.6	7.6	10.9	8.6	6.0	4.3	1.8	-0.9	3.0	4.6	6.1	4.9	5.0	7.1	6.5	7.4	Other industry
4.5	5.0	6.2	7.1	7.5	5.4	4.8	4.7	5.4	4.0	4.6	4.2	3.9	4.0	3.0	2.9	Total Manufacturing

Jadual **1.6c** : Gaji dan Upah yang Dibayar Sektor Pembuatan Mengikut Kumpulan: Perubahan Peratusan Bulanan/Suku Tahunan
 Table : *Salaries and Wages Paid of Manufacturing Sector by Group: Monthly/Quarterly Percentage Change*

Kod Kumpulan Group code	Keterangan Kumpulan/Tempoh	2022				2023		2022			
		Q1	Q2	Q3	Q4	Q1	Q2	Jan.	Feb.	Mac	Apr.
101	Pemprosesan dan pengawetan daging	-4.3	-1.4	0.9	13.8	3.6	2.5	-0.5	-9.0	-2.2	2.3
102	Pemprosesan dan pengawetan ikan, krustasea dan moluska	-0.8	-0.9	1.3	4.3	1.3	-0.3	1.1	-4.5	-0.3	0.6
	10201 Pengetinan ikan, krustasea dan moluska & 10202 Pemprosesan dan pengawetan ikan, krustasea dan moluska	-1.3	-0.9	-0.1	6.9	2.4	-0.5	0.6	-3.8	-1.4	1.1
	Industri lain	1.5	-0.8	6.8	-5.4	-3.2	0.6	3.1	-7.1	4.2	-1.4
103	Pemprosesan dan pengawetan buah-buahan dan sayur - sayuran	10.0	2.7	1.1	1.3	12.7	7.3	8.1	-0.3	1.2	0.4
	10303 Pengetinan nanas & 10304 Pembuatan jem, marmalad dan sajian jeli	2.6	7.4	10.7	1.9	29.1	6.2	-5.8	11.4	-7.3	-0.8
	Industri lain	10.4	2.5	0.5	1.2	11.7	7.4	8.9	-0.9	1.7	0.5
104	Pembuatan minyak dan lemak daripada sayuran dan haiwan	0.6	0.8	1.2	5.2	1.1	0.2	-4.6	-0.1	-0.1	-0.3
	10404 Pembuatan minyak sayuran mentah dan bertapis & 10406 Pembuatan sebatian lemak masakan	2.8	4.4	2.5	-2.7	1.3	0.8	2.7	0.1	0.5	1.3
	10405 Pembuatan minyak kelapa	12.5	4.0	-6.8	-3.3	19.0	3.6	11.1	1.7	0.1	2.4
	Industri lain	0.1	0.4	1.4	6.2	0.5	0.03	-5.6	-0.2	-0.1	-0.5
105	Pembuatan produk tenusu	9.2	2.8	-4.4	-2.6	6.4	3.3	3.0	1.3	-0.7	4.4
	10502 Pembuatan susu pekat, tepung dan sejat	9.8	2.7	-3.3	-3.6	6.8	3.2	2.5	2.6	-1.8	4.5
	Industri lain	5.1	3.7	-13.0	5.4	3.4	3.6	7.2	-8.4	8.7	3.8
106	Pembuatan produk bijian, kanji dan produk berkanji	1.8	-1.0	0.1	-1.1	4.8	2.3	2.7	-4.0	0.9	2.2
	10611 Pengilangan beras	0.9	-2.2	0.7	-0.6	8.2	-2.6	5.3	-4.9	-0.1	1.0
	10613 Pengilangan tepung	2.1	0.9	-0.4	-2.8	1.6	8.8	-0.9	-3.2	2.3	3.5
	Industri lain	6.8	-4.4	-0.6	6.1	0.9	-3.1	8.5	-3.2	-1.5	1.9
107	Pembuatan produk makanan lain	2.6	1.7	1.5	4.3	0.5	-1.1	1.7	-1.4	4.4	-2.1
	10711 Pembuatan biskut dan cookies	2.0	3.7	2.6	2.0	3.7	2.1	3.5	-4.0	3.8	0.3
	10712 Pembuatan roti, kek dan produk bakeri lain	-8.1	4.5	4.1	3.7	-3.3	2.0	-3.9	-0.7	1.2	1.3
	10713 Pembuatan produk snek	6.2	5.2	2.3	2.4	2.0	-3.6	6.7	-9.8	6.6	0.5
	10721 Pembuatan gula	12.4	-6.1	-4.0	-8.6	-5.3	-0.5	1.8	4.4	8.6	-13.5
	10731 Pembuatan produk koko	11.6	-2.6	-5.2	3.9	-0.7	6.3	10.2	-7.1	8.4	8.9
	10732 Pembuatan coklat dan produk coklat & 10733 Pembuatan konfeksi gula	12.1	-0.2	0.3	4.9	-2.5	-9.4	6.6	0.4	14.3	-10.0
	10793 Pembuatan sos dan bahan perasa	-8.1	-0.7	-1.1	5.8	5.0	2.1	-8.8	-0.9	4.7	-6.0
	10799 Pembuatan produk makanan lain t.t.t.l.	13.2	1.7	4.0	9.8	2.4	-1.0	5.8	1.0	2.0	-0.8
	Industri lain	6.9	0.7	0.02	4.0	1.6	-2.8	4.8	-1.1	3.7	-2.3
108/ 10800	Pembuatan makanan haiwan tersedia	-3.5	-0.7	0.5	6.2	1.2	-1.5	-13.6	-0.2	-0.2	-1.3
110	Pembuatan minuman ringan	-2.4	-3.2	0.1	11.9	-1.4	-1.9	-7.2	1.1	-4.7	2.6
	11041 Pembuatan minuman ringan	-4.1	-1.2	1.0	15.5	-2.9	-0.6	-10.4	1.9	-5.6	4.3
	11042 Pengeluaran air mineral semulajadi dan minuman lain yang dibotolkan	4.6	-7.1	-2.7	2.7	1.9	-3.8	4.3	-1.4	-0.6	-1.3
	Industri lain	-9.7	-8.9	1.1	6.4	5.4	-10.2	-11.8	2.4	-12.0	1.1
120/ 12000	Pembuatan produk tembakau	0.3	-14.9	0.5	21.1	0.9	-11.6	-16.4	6.7	-5.0	-13.9
131	Pemintalan, penenunan dan penyiapan tekstil	0.9	-1.2	1.8	4.2	-8.7	1.1	-3.4	-0.3	-1.3	-2.0
	13110 Penyediaan dan pemintalan gentian tekstil & 13120 Penenunan tekstil	2.6	-2.2	2.4	5.1	-9.7	4.3	-0.7	0.8	-1.4	-3.1
	13132 Pewarnaan, pelunturan, percetakan dan penyiapan akhir benang dan fabrik	-2.8	0.9	1.1	2.2	-7.5	-5.6	-9.5	-2.5	-1.1	0.2
	Industri lain	4.0	-1.2	-6.6	2.1	5.1	-4.0	4.9	-2.3	-0.1	0.3
139	Pembuatan tekstil lain	-6.4	-1.1	2.7	3.4	7.0	3.0	-4.5	-3.1	-1.6	0.1
	13910 Pembuatan fabrik dikait dan dikrusye	-15.1	-7.0	0.6	7.4	-5.9	8.7	-13.7	0.4	-8.8	-2.5
	Industri lain	-1.6	1.7	3.5	1.7	12.6	0.9	0.6	-4.8	2.0	1.2
141	Pembuatan pakaian, kecuali pakaian berbulu	1.0	-5.9	0.6	11.7	0.3	-3.7	-4.7	-6.8	-0.1	-1.2
	14102 Pembuatan pakaian	-3.1	-6.3	1.5	14.2	-0.9	-5.0	-7.6	-8.4	0.1	-1.5
	Industri lain	10.6	-5.1	-1.2	6.5	2.8	-1.0	2.0	-3.3	-0.3	-0.4
142 & 143	Pembuatan artikel daripada kulit bulu dan pakaian yang dikait dan dikrusye	7.0	2.9	-6.6	-3.1	1.4	1.0	7.4	-15.1	3.9	1.6
151 (15110 & 15120)	Penyamakan dan pembersihan kulit, pembuatan bagasi, beg tangan, pelana dan abah-abah pembersihan dan pewarnaan bulu	-3.3	-3.8	2.0	7.5	-1.0	-0.04	-0.5	-3.3	-0.9	-1.6
152	Pembuatan kasut	3.3	-3.4	-2.6	6.5	5.8	-3.4	1.7	-0.9	-0.7	-0.1
	15201 Pembuatan kasut kulit & 15203 Pembuatan kasut getah	2.2	-2.8	-2.0	6.7	4.1	-3.9	0.8	-1.6	-1.8	0.4
	Industri lain	6.4	-4.9	-4.1	5.9	10.4	-2.0	4.3	0.8	2.0	-1.3
161/ 16100	Pengilangan dan pengetaman kayu	-4.1	-5.3	-2.3	0.9	4.7	-4.7	-5.3	1.5	-5.1	-0.9

2023														Group Description/Period	
Mei	Jun	Jul.	Ogo.	Sep.	Okt.	Nov.	Dis.	Jan.	Feb.	Mac	Apr.	Mei	Jun		Jul.
2.5	-1.9	-0.3	1.7	1.4	0.7	9.3	14.2	-1.9	-8.0	-1.2	4.4	2.6	0.5	-3.4	Processing and preserving of meat
0.6	-0.4	1.4	-0.5	0.6	3.7	0.3	0.4	1.8	-1.1	-0.2	-2.0	3.3	0.1	1.2	Processing and preserving of fish, crustaceans and molluscs
															<i>Canning of fish, crustaceans and molluscs</i>
0.0	0.8	-0.3	-1.2	1.1	4.8	1.7	1.4	1.6	-1.1	0.1	-2.5	3.7	-0.4	1.6	<i>Processing, curing and preserving of fish, crustacean and molluscs</i>
3.0	-4.8	8.3	2.1	-1.4	-0.6	-5.3	-3.6	2.5	-1.4	-1.6	0.4	1.3	2.4	-0.8	<i>Other industry</i>
2.5	-0.1	0.6	-0.5	0.1	0.5	0.7	1.1	8.4	3.6	1.9	4.1	1.0	0.03	-2.1	Processing and preserving of fruits and vegetable
															<i>Pineapple canning</i>
11.9	5.7	3.3	0.5	-1.8	0.05	1.7	5.5	12.4	12.8	4.7	-1.4	2.5	-3.1	-3.4	<i>Manufacture of jams, marmalades and table jellies</i>
2.0	-0.5	0.5	-0.6	0.2	0.5	0.7	0.8	8.1	2.9	1.7	4.5	0.9	0.3	-2.0	<i>Other industry</i>
1.0	1.6	1.8	-4.2	2.8	1.1	-1.3	13.9	-5.5	-1.4	-1.2	1.5	0.2	-0.7	2.5	Manufacture of vegetable and animal oils and fats
															<i>Manufacture of crude and refined vegetable oil</i>
2.2	3.5	1.8	-2.5	-1.8	-1.6	1.3	0.0	1.9	-1.5	0.1	1.3	-1.0	1.8	-9.4	<i>Manufacture of compound cooking fats</i>
0.9	1.0	-8.1	1.4	-1.1	-3.5	-0.1	1.6	19.0	-1.4	-0.2	3.7	0.6	0.4	10.3	<i>Manufacture of coconut oil</i>
0.9	1.5	2.1	-4.5	3.3	1.5	-1.6	15.4	-6.8	-1.3	-1.3	1.5	0.3	-0.9	3.2	<i>Other industry</i>
0.9	-6.4	-0.8	1.3	-1.6	-3.7	3.0	-0.7	3.0	5.7	-3.0	3.3	-0.8	2.1	-8.7	Manufacture of dairy products
1.6	-7.1	0.6	1.5	-1.4	-5.0	3.5	-1.1	2.6	7.9	-4.4	4.1	-1.5	2.3	-9.7	<i>Manufacture of condensed, powdered and evaporated milk</i>
-3.8	-0.2	-10.9	-0.1	-2.6	7.1	-0.7	2.1	6.2	-9.8	9.2	-2.4	5.2	0.6	-0.2	<i>Other industry</i>
-3.4	-0.2	2.4	1.3	-5.2	0.1	0.8	4.3	1.9	-0.3	-0.3	3.3	-3.3	4.7	-2.9	Manufacture of grain mill products, starches and starch products
-2.5	0.7	0.5	1.6	-1.1	-0.5	-0.6	1.8	4.1	4.4	0.1	-2.6	-1.6	-1.3	2.9	<i>Rice milling</i>
-4.2	-0.5	3.9	1.6	-10.4	0.1	2.6	6.8	-1.3	-3.0	-0.6	9.9	-5.0	11.9	-8.9	<i>Flour milling</i>
-4.0	-5.1	6.2	-3.3	1.5	4.1	0.3	5.6	8.5	-14.7	-2.1	6.5	-3.7	0.2	-0.3	<i>Other industry</i>
1.0	2.2	-1.6	0.7	2.5	-0.3	1.9	4.1	-0.9	-2.8	0.01	-1.2	1.6	-0.1	1.6	Manufacture of other food products
1.9	3.1	-2.3	3.0	1.1	-1.3	2.5	-0.1	4.4	-1.9	-0.6	1.1	3.2	-0.1	6.0	<i>Manufacture of biscuits and cookies</i>
4.0	-0.2	-1.3	1.1	10.4	-3.8	1.3	-0.5	-0.2	-3.5	-2.6	3.9	2.7	-2.0	3.8	<i>Manufacture of bread, cakes and other bakery products</i>
2.0	7.5	-3.7	0.5	0.8	-0.9	1.2	5.3	-2.7	1.2	0.6	-4.1	-2.2	3.6	0.2	<i>Manufacture of snack products</i>
3.2	-2.2	-4.8	1.1	1.5	4.0	-11.6	-18.9	16.9	1.5	-9.2	1.1	8.7	-3.3	-1.2	<i>Manufacture of sugar</i>
-19.9	0.8	-0.4	2.9	1.7	1.0	1.4	-0.4	-3.2	4.8	-2.6	14.8	-10.1	-1.8	7.7	<i>Manufacture of cocoa products</i>
															<i>Manufacture of chocolate and chocolate products</i>
0.9	3.0	-1.1	0.3	-3.3	1.5	1.3	13.8	-10.0	-1.6	0.7	-9.5	0.4	-0.3	3.3	<i>Manufacture of sugar confectionery</i>
1.7	4.8	-4.6	0.4	-1.0	1.1	0.2	14.9	-8.3	-2.5	19.3	-6.7	-4.0	3.5	-2.8	<i>Manufacture of sauces and condiments</i>
-0.6	3.7	0.2	0.1	4.7	2.6	5.6	-0.01	7.8	-9.8	-0.6	-1.5	6.4	0.9	1.0	<i>Manufacture of other food products n.e.c.</i>
0.5	1.7	-1.1	0.02	-0.5	0.6	2.6	6.1	-1.3	-1.3	-2.9	-1.5	1.9	-0.4	-0.3	<i>Other industry</i>
1.2	0.1	0.6	-0.2	-1.2	-0.1	0.2	21.3	-13.8	7.9	-4.7	-2.9	4.2	-1.8	2.7	Manufacture of prepared animal feeds
-3.8	-1.0	-1.1	1.6	6.6	-0.04	5.2	9.4	-6.8	-2.6	-0.2	1.6	-3.3	-0.8	-0.7	Manufacture of beverages
-2.2	-1.8	-1.6	2.9	8.2	-0.2	7.2	11.3	-9.6	-2.9	-0.4	2.5	-2.1	-0.9	-1.4	<i>Manufacture of soft drinks</i>
-7.3	-0.7	0.5	-2.3	4.0	0.1	0.3	1.6	1.5	-3.3	4.4	-0.5	-7.4	-0.3	0.6	<i>Production of natural mineral waters and other bottled waters</i>
-6.9	6.7	-2.1	2.4	-0.8	1.3	-0.4	15.1	-1.2	2.7	-12.6	-1.2	-1.7	-0.6	2.5	<i>Other industry</i>
0.0	0.2	-0.01	-3.7	8.7	4.7	2.2	27.6	-17.0	7.0	-3.6	-10.5	-1.3	-0.4	-2.2	Manufacture of tobacco products
2.8	-0.2	-0.4	0.4	3.3	0.3	0.8	3.0	-7.1	-6.6	1.7	0.1	3.9	-1.2	1.4	Spinning, weaving and finishing of textiles
															<i>Preparation and spinning of textile fibres</i>
2.7	-0.5	-0.4	0.4	6.1	-0.2	1.1	1.5	-5.6	-10.5	5.0	1.6	5.6	-1.4	4.3	<i>Weaving of textiles</i>
2.9	1.0	-0.2	0.8	-2.5	1.5	-0.2	7.0	-10.6	1.0	-4.8	-2.1	-0.5	-1.2	-5.8	<i>Dyeing, bleaching, printing and finishing of yarns and fabrics</i>
3.4	-8.3	-1.9	-1.5	2.5	0.9	2.5	-4.4	-0.8	12.8	-0.8	-13.0	6.4	6.8	2.5	<i>Other industry</i>
2.1	-1.2	2.4	-0.01	1.2	0.8	2.6	-0.1	6.7	-1.8	2.0	1.4	1.8	-1.3	-1.0	Manufacture of other textiles
3.1	-2.1	0.9	0.1	0.3	3.3	6.1	-1.0	-6.5	0.1	-2.1	8.7	2.2	-0.3	-5.0	<i>Manufacture of knitted and crocheted fabrics</i>
1.6	-0.9	3.1	-0.03	1.5	-0.2	1.2	0.3	12.5	-2.5	3.6	-1.1	1.7	-1.7	0.5	<i>Other industry</i>
-0.1	-7.2	4.9	-0.2	3.2	-0.6	9.2	11.1	-4.5	-7.2	0.5	0.5	-0.9	-4.3	0.6	Manufacture of wearing apparel, except fur
1.1	-7.8	6.2	-1.0	4.0	-0.6	9.8	15.8	-6.9	-9.0	-0.2	1.1	-1.3	-5.9	2.7	<i>Manufacture of clothings</i>
-2.3	-5.9	2.3	1.3	1.6	-0.7	7.8	1.1	1.1	-3.1	1.9	-0.8	-0.1	-1.0	-3.5	<i>Other industry</i>
7.0	-0.4	-0.8	-11.5	-0.1	-1.1	0.8	5.4	4.0	-10.3	2.8	2.7	0.8	-1.0	1.5	Manufacture of articles of fur, knitted and crocheted apparel
															<i>Tanning and dressing of leather; manufacture of luggage, handbags, saddlery and harness; dressing and dyeing of fur</i>
0.4	-2.2	-4.2	9.4	4.4	-0.2	1.1	3.0	-2.0	-2.4	1.0	0.6	0.2	-1.8	-1.3	
-1.9	-3.7	-4.6	5.4	5.0	0.2	0.1	3.5	3.3	1.0	-1.5	-2.6	0.9	-1.9	-4.6	Manufacture of footwear
															<i>Manufacture of leather footwear</i>
-0.5	-3.4	-4.8	5.5	5.2	-0.1	-0.8	6.1	0.8	0.5	-2.1	-2.6	0.5	-1.5	-6.0	<i>Manufacture of rubber footwear</i>
-5.5	-4.4	-4.0	5.2	4.3	0.8	2.4	-3.1	10.4	2.1	-0.1	-2.8	1.8	-2.8	-1.1	<i>Other industry</i>
-2.4	0.3	-2.0	-0.7	2.2	-0.4	-1.1	2.4	2.9	2.5	-3.2	-1.8	-1.9	-1.0	5.0	Sawmilling and planning of wood

Jadual Table **1.6c** : Gaji dan Upah yang Dibayar Sektor Pembuatan Mengikut Kumpulan: Perubahan Peratusan Bulanan/Suku Tahunan
 : Salaries and Wages Paid of Manufacturing Sector by Group: Monthly/Quarterly Percentage Change

Kod Kumpulan Group code	Keterangan Kumpulan/Tempoh	2022				2023		2022			
		Q1	Q2	Q3	Q4	Q1	Q2	Jan.	Feb.	Mac	Apr.
162	Pembuatan produk daripada kayu, gabus, jerami dan bahan jalinan lain	0.4	-1.8	2.2	2.9	2.5	-1.6	0.7	-2.5	-0.3	-0.7
16211	Pembuatan kepingan venier dan papan lapis	-4.8	-3.5	6.8	3.8	-3.7	-1.5	-5.5	-1.9	-1.1	-2.8
16212	Pembuatan papan partikel dan papan gentian	8.4	0.3	-2.6	-0.01	10.8	-5.4	6.3	-1.4	1.8	1.0
16221	Pertukangan kayu untuk jurubina	6.4	-0.2	-0.4	2.8	11.9	0.2	7.1	-1.5	-1.3	2.0
	Industri lain	2.8	-0.5	-3.1	2.8	2.8	-0.9	7.9	-6.7	1.3	0.8
170	Pembuatan kertas dan produk kertas	1.2	-1.5	0.7	4.1	1.3	-4.5	-0.05	2.1	-1.9	-0.8
17010	Pembuatan pulpa, kertas dan kertas tebal	-1.0	1.5	1.6	0.03	-12.3	-17.7	1.3	0.5	-1.5	-2.4
17020	Pembuatan kertas gelugur dan kertas tebal dan bekas daripada kertas dan kertas tebal	-1.7	2.6	3.1	4.0	2.6	-0.4	2.0	-5.1	-0.2	3.8
17091	Pembuatan sampul surat dan kad surat	-8.8	-2.2	2.3	1.2	-3.0	-0.7	-3.9	-6.9	-1.4	-1.7
17092	Pembuatan kertas kegunaan rumah dan pembersih peribadi	12.4	-4.9	-2.8	3.8	15.5	-10.6	-4.0	30.4	-6.5	-3.1
17093	Pembuatan kertas bergam atau pelekat yang berjalur atau bergulung dan label dan kertas dinding	-6.1	-11.4	-2.2	7.0	-6.8	-2.4	-6.4	0.7	-1.7	-10.1
	Industri lain	9.9	-0.8	-0.3	7.3	1.8	1.6	6.0	-5.3	-0.1	1.0
181 & 182	Percetakan, aktiviti perkhidmatan berkaitan percetakan dan penerbitan semula media rakaman	5.3	-1.3	-3.2	6.1	3.4	1.1	-1.2	-4.7	2.0	-2.1
18110	Percetakan	4.8	0.2	-3.6	6.2	2.5	2.2	-2.3	-4.8	2.7	-1.2
18120	Aktiviti perkhidmatan berkaitan percetakan &	8.4	-9.1	-0.7	5.5	8.0	-4.7	4.3	-4.2	-1.9	-6.7
18200	Penerbitan semula media rakaman										
192 (19201 & 19202)	Pembuatan produk petroleum bertapis	1.2	-15.4	8.5	8.3	8.2	-15.8	-10.8	-0.7	16.9	-25.1
201	Pembuatan kimia asas, baja dan sebatian nitrogen, plastik dan getah sintetik dalam bentuk primer	4.4	-1.5	2.6	0.6	6.3	-7.2	-2.4	1.7	5.2	-5.4
20111	Pembuatan gas perindustrian atau perubatan bukan organik dalam bentuk cecair atau mampat	24.5	-0.1	5.0	-3.2	21.2	-8.7	20.6	2.3	0.1	-0.9
20112	Pembuatan kimia organik asas &	5.4	-2.4	5.8	-0.1	5.7	-9.5	0.1	0.7	2.5	-5.3
20113	Pembuatan sebatian bukan organik										
20121	Pembuatan baja &	4.4	-7.3	-0.7	2.7	-1.5	-2.3	-9.9	10.2	10.4	-16.5
20129	Pembuatan produk campuran nitrogen										
20131	Pembuatan plastik dalam bentuk primer	-3.8	1.5	-3.3	2.4	5.8	-2.7	-11.3	-0.2	11.4	-3.6
	Industri lain	11.3	3.7	2.3	0.9	1.9	-14.4	5.7	4.7	0.2	1.8
202 & 203	Pembuatan produk kimia lain dan serat buatan manusia	3.4	-7.3	0.4	4.5	3.1	-4.4	-4.5	-1.2	2.1	-6.2
20210	Pembuatan racun perosak dan produk agrokimia lain	18.1	-0.7	-8.0	4.5	11.8	14.0	21.6	-10.2	22.8	-1.0
20221	Pembuatan cat, varnis dan penyadur dan mastik	14.0	-13.7	0.6	8.8	14.0	-4.8	14.8	-11.2	1.2	-5.7
20222	Pembuatan dakwat cetak	-5.3	-7.3	-2.1	2.1	-6.2	-2.2	-7.4	-2.1	1.8	-3.3
20231	Pembuatan sabun dan bahan pencuci, penyediaan membersihkan dan mengilap &	5.5	-14.0	2.0	6.6	10.1	-7.4	-10.7	9.4	-0.4	-14.6
20232	Pembuatan pewangi dan penyediaan dandanan diri										
20291	Pembuatan plat fotografi, filem, sensitized paper dan other sensitized unexposed materials &	-4.0	-0.1	2.3	2.1	-8.0	-7.7	-10.8	-3.7	-0.3	-0.1
20292	Pembuatan dakwat menulis dan melukis &										
20299	Pembuatan produk kimia lain t.t.t.l. &	5.6	6.1	-1.2	-5.9	4.0	-1.4	5.7	0.7	-0.3	3.2
	Industri lain										
210	Pembuatan produk farmaseutikal, kimia perubatan dan botani	-4.5	8.7	3.3	4.4	-10.7	4.6	-10.3	-2.3	0.0	12.7
21001	Pembuatan bahan aktif ubat-ubatan untuk digunakan oleh bidang farmakologi dalam pembuatan ubat-ubatan &	-6.1	8.9	2.3	7.0	-12.8	3.5	-12.5	-3.5	1.0	12.8
	Industri lain	1.8	8.0	6.9	-5.3	-2.1	8.8	-0.1	2.2	-3.7	12.4
221	Pembuatan produk getah	-6.4	13.3	2.5	-7.9	-6.0	6.3	-4.9	-3.9	0.7	4.6
22111	Pembuatan tayar getah untuk kenderaan	-7.0	19.8	7.0	-4.3	15.4	4.3	-5.6	-12.4	18.5	-0.7
22112	Pembuatan bunga tayar yang boleh ditukar ganti dan tayar celup	1.7	13.9	2.2	0.8	6.8	12.3	3.1	-7.9	23.6	0.4
22191	Pembuatan produk lain daripada getah asli atau sintetik, tidak divulkan, divulkan atau dikeraskan &	4.0	8.0	5.7	-6.0	-0.9	5.1	-3.1	0.8	5.2	2.7
22193	Pengilangan semula getah dan prosesan susu getah										
22192	Pembuatan sarung tangan getah	-12.2	19.0	1.4	-11.7	-13.9	10.5	-6.2	-5.0	-2.8	6.0
22199	Pembuatan produk getah lain yang t.t.t.l.	1.1	-0.4	0.3	-1.0	-1.9	-2.8	-3.7	-1.1	-4.0	5.8
222	Pembuatan produk plastik	-0.7	8.9	0.0	0.3	-1.2	3.2	-2.4	-1.1	6.9	3.7
22201	Pembuatan produk plastik separa siap &	-4.3	10.7	-0.4	4.7	-1.2	-1.3	-4.8	1.3	5.0	5.2
22202	Pembuatan produk plastik siap										
22203	Pembuatan artikel plastik untuk pembungkusan barangan	1.1	17.1	0.2	6.5	9.6	9.0	-3.1	-7.2	23.6	4.0
22204	Pembuatan barangan plastik jurubina	4.9	4.9	-2.6	4.8	9.2	13.0	0.7	-5.5	9.1	1.9
22205	Pembuatan pinggan mangkuk, peralatan dapur dan barangan tandas daripada plastik	2.3	2.3	1.5	-4.7	-0.7	2.1	-1.5	0.8	4.7	-0.5
22209	Pembuatan pelbagai produk plastik t.t.t.l.	1.1	3.9	0.0	-7.4	-10.3	2.8	0.1	0.1	-0.3	3.1
231 (23101 & 23102 & 23109)	Pembuatan kaca dan produk kaca	1.8	2.2	4.5	7.6	-4.7	-0.7	-0.3	-5.6	1.4	-0.1

2023															Group Description/Period
Mei	Jun	Jul.	Ogo.	Sep.	Okt.	Nov.	Dis.	Jan.	Feb.	Mac	Apr.	Mei	Jun	Jul.	
0.9	-1.9	2.5	0.6	0.8	0.6	0.6	3.2	0.3	0.4	-1.0	-0.8	0.7	-2.2	2.4	Manufacture of products of wood, cork, straw and plaiting materials
1.9	-1.6	4.4	3.2	1.9	-0.6	2.3	1.5	-6.2	2.3	-1.8	-1.4	2.1	-3.0	6.2	Manufacture of veneer sheets and plywood
-1.6	-1.2	-0.4	-0.7	-1.3	-0.3	0.5	3.4	9.5	-0.8	-2.0	-0.6	-1.3	-7.2	6.1	Manufacture of particle board and fibreboard
0.3	-3.0	3.8	-3.1	-0.2	3.7	-5.0	11.7	7.3	-1.3	-1.4	2.3	-1.5	1.0	-2.4	Manufacture of builders' carpentry
1.3	-1.9	-1.8	-1.1	0.7	1.5	2.7	-2.0	3.2	-1.3	2.8	-3.3	1.4	0.6	-5.1	Other industry
-0.8	1.4	-1.0	0.8	1.6	0.7	0.4	5.2	-3.4	3.0	-2.0	-3.8	-0.8	0.4	-1.0	Manufacture of paper and paper products
4.5	5.4	-2.5	-0.4	-1.4	3.9	-1.4	-5.4	-13.5	12.6	-7.2	-8.5	-13.8	0.8	4.3	Manufacture of pulp, paper and paperboard
0.4	1.3	-0.9	3.5	1.9	-0.5	2.1	1.9	1.8	-1.6	-0.1	-1.1	2.0	-0.1	0.8	Manufacture of corrugated paper and paperboard and of containers of paper and paperboard
4.5	-0.2	1.1	-1.2	2.4	0.1	-1.9	3.6	-4.1	-1.9	2.4	-1.4	-0.1	-0.6	-3.2	Manufacture of envelopes and letter-card
-8.4	0.8	0.3	-2.5	3.3	-0.6	-3.1	15.9	-2.3	15.4	-4.7	-11.4	-0.9	0.3	-9.8	Manufacture of household and personal hygiene paper
-1.5	1.2	-3.7	-0.6	5.0	3.0	1.3	-0.5	-5.5	-1.2	-2.1	-1.2	0.04	1.7	-0.2	Manufacture of gummed or adhesive paper in strips or rolls and labels and wall paper
1.1	-1.9	1.2	-0.1	-1.5	0.2	1.8	20.8	-8.7	-3.0	0.5	1.2	1.0	1.1	0.7	Other industry
1.9	-0.4	-2.7	0.2	-2.9	3.2	3.8	6.6	0.8	-5.3	2.2	-0.3	3.4	-1.4	-2.4	Printing, service activities related to printing and reproduction of recorded media
2.1	-0.2	-3.2	-0.1	-2.8	3.4	3.2	7.3	-0.6	-5.0	2.6	0.9	2.7	-1.6	-2.5	Printing
0.9	-1.7	0.1	1.7	-3.2	1.7	6.6	2.9	8.7	-6.7	-0.1	-6.8	7.5	-0.7	-2.3	Service activities related to printing
															Reproduction of recorded media
-0.1	7.4	-0.4	0.9	10.2	-0.5	-4.8	16.1	-4.7	-1.5	17.2	-24.6	-0.5	4.5	-2.6	Manufacture of refined petroleum products
-2.3	5.1	1.4	-1.8	-0.7	0.3	-0.6	5.3	1.0	-1.0	8.0	-7.2	-9.0	4.4	-0.5	Manufacture of basic chemicals, fertilizer and nitrogen compounds, plastics and synthetic rubber in primary forms
-3.3	6.6	-0.5	5.1	-3.4	1.3	-5.7	0.1	6.4	20.6	5.9	-17.1	-0.4	1.3	9.8	Manufacture of liquefied or compressed inorganic industrial or medical gases
-2.6	8.5	2.2	-1.5	-0.2	0.3	-3.0	7.0	2.2	-3.1	5.9	-5.2	-14.6	9.1	-2.8	Manufacture of basic organic chemicals
															Manufacture of inorganic compounds
															Manufacture of fertilizers
1.4	-0.1	1.8	-4.4	0.4	-0.3	1.7	9.6	-4.9	-10.0	12.1	-5.8	-0.2	-0.4	-3.6	Manufacture of associated nitrogen products
-3.2	0.9	0.1	-3.7	-1.1	0.1	5.5	2.3	-1.9	-0.1	13.7	-8.3	-3.1	-0.8	1.4	Manufacture of plastics in primary forms
0.4	0.0	3.5	-2.0	0.2	-0.04	-0.3	4.9	5.8	-7.9	-4.3	1.2	-16.0	1.3	-4.7	Other industry
-3.3	-0.1	3.2	-1.5	-1.4	0.03	0.8	16.3	-7.8	2.5	-1.5	-2.8	-2.4	0.4	3.1	Manufacture of other chemical products and man-made fibres
-11.9	-3.9	1.0	-8.2	10.8	-0.6	2.0	-0.5	2.8	0.8	23.6	-2.0	1.2	1.6	-4.7	Manufacture of pesticides and other agrochemical products
-9.0	1.9	3.5	-1.7	0.8	2.3	0.4	18.2	-1.4	12.5	-12.6	1.9	-2.9	1.1	0.0	Manufacture of paints, varnishes and similar coatings ink and mastics
-5.3	-3.3	1.3	1.3	-0.8	1.3	-0.4	3.6	-7.7	-2.5	3.5	-3.7	2.0	-3.5	2.3	Manufacture of printing ink
-3.7	1.7	0.8	3.2	-2.2	-1.9	1.6	23.8	-10.1	11.8	-4.5	-5.6	-4.3	1.3	3.2	Manufacture of soap and detergents, cleaning and polishing preparations
															Manufacture of perfumes and toilet preparations
															Manufacture of photographic plates, films, sensitized paper and other sensitized unexposed materials
2.5	-0.4	6.4	-4.4	-4.6	0.8	0.4	17.6	-11.4	-9.8	-0.5	-2.2	-2.9	-0.04	8.2	Manufacture of writing and drawing ink
															Manufacture of other chemical products n.e.c.
5.0	-1.5	-1.4	1.6	-4.4	-1.6	-1.8	-2.1	6.1	6.6	-12.3	4.2	3.5	-3.1	4.8	Other industry
-4.5	0.7	2.3	3.5	-0.8	2.3	-5.1	15.2	-14.2	-5.5	0.5	9.7	-4.9	0.4	2.8	Manufacture of pharmaceuticals, medicinal chemical and botanical products
-4.6	0.5	1.5	3.3	-0.3	4.3	-6.6	19.6	-17.0	-6.8	0.9	10.5	-7.2	0.8	0.8	Manufacture of medicinal active substances to be used for their pharmacological properties in the manufacture of medicaments
-4.1	1.6	5.5	4.0	-2.7	-5.0	1.3	-1.8	-1.0	-0.2	-0.6	7.1	3.7	-1.0	10.0	Other industry
9.0	9.1	-4.1	-0.4	-4.3	-4.0	0.03	-3.2	-5.6	2.1	1.3	0.6	3.2	5.6	1.6	Manufacture of rubber products
18.9	0.6	-0.7	4.6	-3.8	-3.5	1.4	-1.9	22.3	-3.8	-7.2	12.8	-1.0	-2.3	6.2	Manufacture of rubber tyres for vehicles
1.0	2.8	-2.1	3.2	-0.1	1.7	-1.2	-3.2	0.8	0.5	25.2	-5.5	4.2	-0.1	2.0	Manufacture of interchangeable tyre treads and retreading rubber tyres
0.7	3.0	1.7	1.7	1.8	-8.7	-0.01	3.4	-6.2	1.0	7.7	1.7	-2.0	-1.7	4.3	Manufacture of other products of natural or synthetic rubber, unvulcanized, vulcanized or hardened
															Rubber remilling and latex processing
16.4	14.2	-7.1	-3.1	-7.2	-4.0	0.7	-7.9	-12.1	6.5	-3.0	0.3	8.7	11.9	-1.5	Manufacture of rubber gloves
-6.3	4.1	-1.5	3.2	-2.3	-0.1	-2.3	3.5	-3.9	-3.2	8.2	-6.1	-2.3	2.6	5.1	Manufacture of other rubber products n.e.c.
2.8	-2.9	-0.4	2.4	-0.4	-0.7	-1.8	5.2	-2.9	-2.9	2.9	3.7	-0.4	-3.3	-0.6	Manufacture of plastics products
6.6	-8.1	0.7	5.1	-2.2	1.5	-0.03	8.9	-3.9	0.8	-9.9	7.9	-0.5	-5.2	-5.1	Manufacture of semi-manufactures of plastic products
															Manufacture of finished plastic products
2.4	-3.0	0.8	2.0	-2.1	6.4	-0.9	4.3	4.5	-7.6	23.7	-1.4	0.7	-4.6	2.3	Manufacture of plastic articles for the packing of goods
1.9	-6.4	0.5	0.4	1.2	1.5	-1.5	10.1	0.5	-1.2	9.9	1.3	11.0	-5.7	-1.8	Manufacture of builders' plastics ware
-0.7	-0.1	0.4	1.9	0.4	-2.7	-5.7	2.7	-2.0	1.2	2.1	0.4	-0.5	0.7	-3.7	Manufacture of plastic tableware, kitchenware and toilet articles
0.1	2.5	-2.5	0.2	2.4	-7.4	-3.5	2.1	-8.0	-4.4	1.0	5.3	-2.1	-0.5	2.6	Manufacture of diverse plastic products n.e.c.
7.0	-3.4	2.4	-0.8	8.3	-0.5	0.5	7.6	-4.1	-7.8	-0.8	0.6	3.6	-1.2	-0.1	Manufacture of glass and glass products

Jadual Table **1.6c** : Gaji dan Upah yang Dibayar Sektor Pembuatan Mengikut Kumpulan: Perubahan Peratusan Bulanan/Suku Tahunan
 : *Salaries and Wages Paid of Manufacturing Sector by Group: Monthly/Quarterly Percentage Change*

Kod Kumpulan Group code	Keterangan Kumpulan/Tempoh	2022				2023		2022			
		Q1	Q2	Q3	Q4	Q1	Q2	Jan.	Feb.	Mac	Apr.
239	Pembuatan pengeluaran galian bukan logam t.t.t.l.	0.1	2.0	-0.4	2.0	-3.4	2.0	-2.2	-2.2	3.6	-0.2
23911	Pembuatan mortar refraktori dan konkrit										
&											
23921	Pembuatan seramik bukan refraktori	-12.9	5.3	1.6	2.3	-7.5	7.1	-12.5	-0.6	7.0	-3.4
23930	Pembuatan produk porselin dan seramik lain	8.9	-1.6	-2.2	-2.0	-10.0	-5.0	-0.3	9.9	-6.4	-5.6
23941	Pembuatan simen hidraulik	-1.6	0.3	-2.5	3.7	3.6	2.3	2.4	-12.1	1.9	1.8
23951	Pembuatan konkrit dan mortar siap bancuh dan banchuan kering	2.8	2.2	1.0	-1.2	-5.2	-1.3	-3.6	-3.5	8.5	-0.5
23952	Pembuatan konkrit pratuangan, simen atau artikel batu buatan yang digunakan dalam pembinaan;										
&											
23953	Pembuatan komponen struktur pasang siap untuk bangunan atau kejuruteraan awam dari simen, batu atau konkrit buatan	0.0	1.1	0.2	1.2	-1.6	3.5	3.6	-0.8	0.9	-1.0
&											
23959	Pembuatan artikel konkrit, simen dan plaster lain t.t.t.l.										
23990	Pembuatan produk mineral bukan logam lain t.t.t.l.	0.3	-0.3	-0.8	8.3	-1.0	0.1	-10.5	-2.3	1.6	-6.6
	Industri lain	5.1	8.4	-3.7	2.9	-7.8	4.4	-0.7	-2.6	10.1	14.8
241 (24101 & 24102 & 24103 & 24104 & 24109)	Pembuatan besi dan keluli asas	6.7	-4.7	-5.7	6.9	5.7	-5.5	-1.8	-2.3	3.6	-4.0
242 (24201 & 24202 & 24209)	Pembuatan logam asas berharga dan logam bukan ferus lain	-1.6	-7.9	0.1	6.5	9.9	-7.9	-3.3	-1.7	-8.1	-3.3
243	Pengacuan logam	1.0	-5.6	1.4	3.0	-2.3	-3.9	-0.9	0.7	-1.0	-3.6
251 & 252	Pembuatan produk struktur logam, tangki, takungan, penjana wap, senjata dan peluru	-0.3	-2.7	0.2	4.9	1.9	-0.9	1.6	-4.1	-0.8	-0.9
25113	Pembuatan pintu, tingkap dan bingkai, penutup tingkap dan pintu pagar daripada logam	-1.2	-4.2	-1.1	7.6	3.6	-1.0	1.4	-6.4	-1.1	0.2
25119	Pembuatan produk struktur logam lain										
25120	Pembuatan tangki, takungan dan kontena daripada logam	-0.3	-1.4	2.5	1.0	-0.7	-0.3	0.7	-0.8	-1.1	-2.3
	Industri lain	3.4	-0.3	-1.9	6.3	2.0	-2.7	5.1	-3.8	1.6	-1.1
259	Pembuatan lain-lain produk yang direka daripada logam; aktiviti perkhidmatan kerja logam	0.5	-4.4	-0.6	4.8	4.6	-4.2	-2.2	-3.0	-0.2	-4.3
25910	Tempaan, tekanan, hentakan dan bentuk gelekkan logam; serbuk metalurgi	-1.4	-3.1	-3.1	3.4	-2.2	-3.4	-7.6	0.1	-2.2	-1.1
25920	Rawatan dan penyalutan logam; menggunakan mesin	3.3	-1.8	-7.1	4.4	1.9	-3.6	-5.3	1.6	-3.4	-3.1
25991	Pembuatan tin untuk produk makanan dan minuman, tiub dan kotak boleh dilipat	-5.6	-2.3	8.4	14.6	-1.3	-4.8	-8.8	-2.4	2.3	-3.6
25992	Pembuatan kabel, plaited bands (jalur/pita berpintal) dan artikel seumpamanya daripada logam										
&											
25993	Pembuatan bolt, skru, nat dan produk uliran seumpamanya	1.5	-7.9	3.2	5.1	5.2	-1.4	2.0	-2.9	-0.1	-12.1
25994	Pembuatan barangan rumah daripada logam	-0.9	5.5	1.7	-6.3	0.7	-1.3	-0.1	-7.3	7.6	-0.8
25999	Pembuatan produk lain yang direka daripada logam t.t.t.l.	6.5	-1.4	-1.7	1.3	12.3	-8.5	3.0	-2.7	0.7	-1.2
	Industri lain	-13.3	-19.7	-8.9	6.0	15.9	-0.1	-2.9	-23.2	3.8	3.6
261	Pembuatan komponen dan papan elektronik	4.1	-5.0	-3.4	7.1	3.2	-3.4	-5.9	3.9	-6.6	-1.1
26101	Pembuatan diod, transistor dan alatan semikonduktor yang seumpamanya										
&											
26102	Pembuatan litar elektronik bersepadu dengan pemasangan mikro	1.6	-2.7	-4.1	5.4	2.9	-2.7	-7.4	1.9	-4.2	-0.8
26103	Pembuatan kapasitor dan perintang elektrik										
&											
26104	Pembuatan papan litar bercetak	8.6	-10.0	-1.3	11.1	3.6	-5.0	-4.1	8.9	-12.7	-1.8
&											
26105	Pembuatan komponen paparan										
26109	Pembuatan komponen lain untuk aplikasi elektronik	9.9	-1.5	-6.6	2.5	5.3	0.1	7.0	-4.1	9.5	-2.0
262 (26201 & 26202)	Pembuatan komputer dan kelengkapan peranti	-1.6	-0.3	-0.9	7.5	-5.1	-0.3	-7.3	-3.8	4.3	-3.2
263/ 26300	Pembuatan peralatan komunikasi	6.4	1.1	-4.6	13.0	-0.2	-6.3	3.2	-0.7	1.5	12.1
264/ 26400	Pembuatan peralatan elektronik pengguna	5.4	-0.7	4.9	-0.2	-3.9	-5.5	8.2	-5.2	-2.9	2.6
265	Pembuatan kelengkapan mengukur, menguji, memandu arah dan kawalan; jam tangan dan jam	10.9	11.9	8.8	12.2	-11.6	20.0	-6.1	2.3	11.6	-4.7
26511	Pembuatan kelengkapan mengukur, menguji, memandu arah dan kawalan	11.7	13.6	9.1	12.8	-12.6	22.2	-6.4	3.3	13.0	-4.7
&											
26512	Pembuatan kelengkapan kawalan proses perindustrian										
26520	Pembuatan jam tangan dan jam dan bahagiannya	3.1	-6.2	5.6	4.8	2.7	-6.6	-3.0	-7.9	-3.7	-3.7
266/ 26600	Pembuatan peralatan penyinaran, perubatan elektro dan elektroterapeutik	4.9	4.2	-1.4	1.9	2.3	1.3	16.8	-0.5	7.3	-1.8

2023															Group Description/Period
Mei	Jun	Jul.	Ogo.	Sep.	Okt.	Nov.	Dis.	Jan.	Feb.	Mac	Apr.	Mei	Jun	Jul.	
0.8	0.1	-0.5	-1.1	1.5	0.5	0.04	2.6	-2.9	-4.4	2.3	-0.2	3.5	-0.2	-0.4	Manufacture of non-metallic mineral products
															<i>Manufacture of refractory mortars and concretes</i>
8.6	-3.7	3.6	-3.1	-0.3	1.0	-0.8	9.4	-12.3	-4.1	7.6	-0.7	4.8	2.8	-3.0	<i>Manufacture of non-refractory ceramic</i>
7.8	1.1	-6.8	1.8	1.0	-0.9	-3.4	-0.4	8.4	-23.6	-0.4	-0.2	8.7	-1.5	1.0	<i>Manufacture of other porcelain and ceramic products</i>
3.7	-2.1	-0.8	-5.8	7.6	-2.9	0.9	9.4	2.2	-7.0	-0.4	1.4	6.8	-2.5	-1.4	<i>Manufacture of hydraulic cement</i>
-3.0	1.4	0.3	1.5	-0.6	1.5	-6.0	3.8	-3.9	-2.2	-0.8	-0.8	0.9	0.7	-0.2	<i>Manufacture of ready-mix and dry-mix concrete and mortars</i>
															<i>Manufacture of precast concrete, cement or artificial stone articles for use in construction</i>
2.0	1.2	0.6	-3.4	1.4	0.1	5.0	-5.5	3.1	-5.7	4.2	0.3	4.0	-0.6	2.8	<i>Manufacture of prefabricated structural components for building or civil engineering of cement, concrete or artificial stone</i>
															<i>Manufacture of other articles of concrete, cement and plaster n.e.c.</i>
10.0	-0.4	-5.1	0.9	3.2	2.3	-2.0	14.1	-9.9	2.3	-0.3	-6.2	10.1	-1.4	-4.9	<i>Manufacture of other non-metallic mineral products n.e.c.</i>
-15.6	-0.8	0.8	2.3	1.2	0.1	0.05	3.7	-9.7	-2.9	4.7	6.9	-7.2	1.4	-2.4	<i>Other industry</i>
-2.7	-1.5	-4.9	0.1	2.9	-0.02	0.7	13.1	-0.3	-3.9	0.6	-3.2	-0.3	-3.7	-3.0	Manufacture of basic iron and steel
3.4	-2.5	-1.0	2.0	1.0	2.0	0.2	8.7	3.5	2.9	-4.5	-5.6	0.9	-2.7	-1.8	Manufacture of basic precious and other non-ferrous metals
-1.4	-2.3	3.3	-1.4	3.2	-0.4	0.2	5.0	-0.4	-7.9	0.6	-0.5	-2.3	1.3	-5.9	Casting of metals
1.4	-2.7	1.8	-2.3	3.9	0.8	2.4	2.1	-0.1	-0.8	1.1	-2.3	2.4	-1.9	1.1	Manufacture of structural metal products, tanks, reservoirs, steam generators, weapons and ammunition
															<i>Manufacture of metal doors, windows and their frames, shutters and gates</i>
0.9	-6.2	2.6	-3.5	8.4	-0.5	3.1	4.7	-1.0	-0.4	2.5	-3.6	2.9	-2.2	0.8	<i>Manufacture of other structural metal products</i>
2.5	0.7	2.0	-1.2	0.2	1.3	0.1	-0.5	0.4	-0.5	-1.3	-0.2	2.3	-1.6	2.4	<i>Manufacture of tanks, reservoirs and containers of metal</i>
0.4	2.3	-2.2	-0.4	-3.1	4.5	6.7	-1.2	2.5	-3.6	2.0	-2.5	0.3	-1.2	-1.1	<i>Other industry</i>
2.1	-1.3	-1.5	1.2	0.9	0.7	1.0	7.0	-0.4	1.3	-2.0	-4.0	2.0	-1.9	-0.5	Manufacture of other fabricated metal products; metal working service activities
															<i>Forging, pressing, stamping and roll-forming of metal; powder metallurgy</i>
1.9	-5.3	-1.1	2.5	-1.8	0.1	-0.8	12.8	-7.3	-2.2	-2.3	-0.4	1.1	-4.4	3.1	<i>Treatment and coating of metals; machining</i>
3.7	2.1	-8.2	-2.4	0.8	-0.6	2.9	10.1	-5.1	2.2	-4.7	-0.7	-0.9	0.3	-0.9	<i>Manufacture of tins and cans for food products, collapsible tubes and boxes</i>
-0.4	2.7	-1.1	5.7	11.4	-0.9	7.5	2.3	-3.2	-1.4	-2.9	-4.2	3.3	-1.2	0.2	<i>Manufacture of metal cable, plaited bands and similar articles</i>
															<i>Manufacture of bolts, screws, nuts and similar threaded products</i>
9.5	-1.1	1.8	-1.1	-0.3	3.5	0.5	5.3	-1.4	4.9	-0.8	-5.6	6.0	-1.6	-0.7	
5.0	1.8	3.5	-4.1	-5.2	-2.7	0.4	2.8	-0.5	-1.0	-0.2	-0.2	-0.7	-0.7	7.4	<i>Manufacture of metal household articles</i>
1.5	-2.3	-2.2	2.4	-0.1	-0.1	-1.6	5.0	11.3	-2.2	-1.3	-7.2	1.3	-1.9	-3.6	<i>Manufacture of any other fabricated metal products n.e.c.</i>
-25.1	-0.7	0.2	2.9	-0.9	1.3	0.4	12.0	-5.7	22.0	-1.9	0.02	-7.0	-1.1	-0.3	<i>Other industry</i>
-0.8	-0.5	-4.4	0.5	3.9	-0.5	-0.7	15.6	-7.8	4.6	-2.7	-2.5	0.05	-1.6	-8.5	Manufacture of electronic components and boards
															<i>Manufacture of diodes, transistors and similar semiconductor devices</i>
-0.9	2.6	-6.6	0.6	2.5	-0.5	-1.3	14.7	-7.7	3.0	1.1	-2.4	-3.3	0.7	-5.2	<i>Manufacture of electronic integrated circuits micro assemblies</i>
															<i>Manufacture of electrical capacitors and resistors</i>
-0.3	-6.1	0.3	0.3	7.5	-0.4	0.4	18.0	-8.6	8.1	-10.3	-2.8	7.1	-6.3	-15.4	<i>Manufacture of printed circuit boards</i>
															<i>Manufacture of display components</i>
-2.6	-6.8	-1.2	0.1	-0.05	-0.2	-1.0	9.9	-1.4	0.1	2.0	-1.2	-0.7	1.1	-6.3	<i>Manufacture of other components for electronic applications</i>
2.3	-0.3	-5.2	1.6	8.5	-1.5	-4.8	19.5	-13.3	3.1	-8.7	4.8	5.3	-9.9	6.3	Manufacture of computers and peripheral equipment
-16.1	1.0	-1.2	4.4	-2.4	-0.1	23.6	-5.8	-1.1	-3.1	0.8	-4.5	-4.5	4.9	-16.1	Manufacture of communication equipment
-1.1	3.8	-3.4	11.6	-3.8	-0.8	0.1	-1.3	-0.4	-7.3	7.1	-9.6	2.5	2.4	-1.1	Manufacture of consumer electronics
															Manufacture of measuring, testing, navigating and control equipment; watches and clocks
7.7	9.4	-4.2	6.0	1.6	1.5	5.7	10.1	-22.3	4.0	6.5	4.4	9.2	7.4	-3.9	<i>Manufacture of measuring, testing, navigating and control equipment</i>
															<i>Manufacture of industrial process control equipment</i>
8.0	10.2	-4.6	6.2	1.7	1.6	6.1	10.0	-23.7	4.7	7.1	5.1	9.9	8.0	-4.9	
4.3	-0.3	2.6	2.8	-0.7	0.3	0.1	11.6	-1.5	-4.6	0.03	-4.0	-0.6	-2.4	14.8	<i>Manufacture of watches and clocks and parts</i>
1.4	1.4	-2.0	-0.4	-1.4	-0.6	-1.6	14.3	-7.7	4.8	-3.0	5.6	-4.5	-1.9	-8.6	Manufacture of irradiation, electromedical and electrotherapeutic equipment

Jadual Table **1.6c** : Gaji dan Upah yang Dibayar Sektor Pembuatan Mengikut Kumpulan: Perubahan Peratusan Bulanan/Suku Tahunan
: *Salaries and Wages Paid of Manufacturing Sector by Group: Monthly/Quarterly Percentage Change*

Kod Kumpulan Group code	Keterangan Kumpulan/Tempoh	2022				2023		2022			
		Q1	Q2	Q3	Q4	Q1	Q2	Jan.	Feb.	Mac	Apr.
267 (26701 & 26702) & 268 (26800)	Pembuatan peralatan optikal, kelengkapan fotografi, media magnetik dan optikal	18.3	8.0	-4.3	-0.8	0.6	-2.3	-5.1	0.2	40.8	-13.8
271	Pembuatan motor elektrik, penjana, transformer dan perkakasan pengagihan dan pengawalan elektrik	-5.1	-12.0	8.4	1.2	1.8	-7.0	-5.5	-4.0	-7.2	-12.2
27101	Pembuatan motor elektrik, penjana dan transformer	-7.6	4.4	4.7	-2.5	-3.9	2.5	-3.0	-8.7	-3.1	3.8
27102	Pembuatan perkakasan pengagihan dan pengawalan elektrik	-3.7	-20.6	11.0	3.6	5.2	-12.3	-6.8	-1.5	-9.3	-20.7
272/ 27200	Pembuatan bateri dan akumulator	1.2	-3.0	6.7	6.1	4.6	-2.4	2.5	1.7	-3.6	-5.4
273	Pembuatan pendawaian dan peranti pendawaian	0.5	0.1	6.9	0.8	-5.4	-3.4	-6.0	-2.0	-1.7	-3.5
27310	Pembuatan kabel gentian optikal	-26.4	0.5	20.4	10.1	-16.0	13.9	-33.6	-1.3	2.2	-9.7
27320	Pembuatan wayar dan kabel elektronik dan elektrik lain	3.1	0.4	6.1	0.5	-4.3	-4.9	-3.5	-2.3	-2.0	-2.8
27330	Pembuatan alatan pendawaian pembawa dan bukan pembawa arus untuk litar elektrik (tanpa mengira jenis bahan)	6.2	-8.3	0.9	-10.7	-11.2	-1.4	7.0	2.6	-2.8	-8.3
274/ 27400	Pembuatan kelengkapan pencahayaan elektrik	1.0	-10.4	16.0	3.2	-8.0	-11.2	8.1	-10.0	-15.1	-5.1
275/ 27500	Pembuatan perkakasan domestik	6.3	-4.3	-11.3	-15.5	5.8	4.2	3.7	-1.5	-1.9	-19.1
279/ 27900	Pembuatan kelengkapan elektrik lain	6.6	1.8	9.6	15.9	0.7	-10.9	-7.2	-0.7	2.8	-1.5
281 & 282	Pembuatan jentera kegunaan umum dan kegunaan khas	1.0	-4.7	1.2	6.1	-0.1	-6.0	-2.3	-0.9	-7.6	1.6
28120	Pembuatan alat-alat kuasa bendalir &	-7.5	-0.7	4.5	8.9	-10.1	4.4	-19.1	-5.4	1.3	0.8
28130	Pembuatan pam, pemampat, kepala paip dan injap lain										
28180	Pembuatan alatan tangan yang menggunakan kuasa dilengkapkan dengan motor elektrik atau bukan motor elektrik atau pneumatik	-8.4	-3.6	3.8	5.8	-8.5	-0.5	-13.5	5.8	-13.3	3.2
28220	Pembuatan jentera pembentukan logam dan alatan mesin										
28192	Pembuatan mesin penyaman udara, termasuk untuk kenderaan bermotor	4.4	-4.6	9.7	7.2	-8.4	-18.4	0.8	5.1	4.7	-10.1
28290	Pembuatan lain-lain mesin bertujuan khas t.t.t.l. Industri lain	3.5	-13.5	-8.6	10.9	8.9	-5.2	-3.9	1.3	-20.0	8.5
		5.7	-3.3	-1.0	4.2	7.2	-5.7	7.2	-5.9	-6.7	3.8
291 (29101 & 29102)	Pembuatan kenderaan bermotor	-0.6	1.7	-3.3	5.1	-8.5	1.3	-8.0	2.4	-7.5	6.2
292/ 29200	Pembuatan kerangka (<i>coachwork</i>) untuk kenderaan bermotor; pembuatan treler dan semi treler	2.4	12.5	2.6	3.4	5.1	-4.5	-6.0	4.0	14.0	1.5
293/ 29300	Pembuatan alat ganti dan aksesori untuk kenderaan bermotor	-2.6	0.5	-4.0	5.3	-1.2	7.0	-8.1	2.3	-2.9	4.0
301 (30110 & 30120)	Pembinaan kapal dan bot	10.3	-5.6	-4.1	1.7	11.6	-1.3	-0.7	1.3	20.8	-13.2
302, 303, 304 & 309	Pembuatan lokomotif keretapi, <i>rolling stock</i> , kapal angkasa dan udara, jentera berkaitan, kenderaan tempur ketenteraan, dan kelengkapan pengangkutan t.t.t.l.	5.5	1.7	-2.1	-0.3	3.1	-0.8	3.5	3.6	2.9	-1.2
30910	Pembuatan motosikal	7.1	3.6	-3.6	-4.3	4.1	1.1	3.0	3.4	7.6	-1.7
30920	Pembuatan basikal dan <i>invalid carriages</i> Industri lain	0.2	-2.1	1.5	6.5	-2.3	-5.2	9.2	1.8	-4.7	-1.4
		4.7	-1.1	-0.4	6.3	3.8	-2.7	1.7	5.2	-4.5	0.4
310	Pembuatan perabot	2.2	-4.4	-1.0	4.0	5.5	-4.0	2.1	-1.9	-0.5	-2.8
31001	Pembuatan perabot kayu dan rotan Industri lain	3.2	-4.6	0.7	4.5	6.5	-2.8	2.5	-1.9	-0.3	-3.3
		-1.2	-3.8	-7.3	2.1	1.3	-9.0	0.6	-1.6	-1.5	-0.8
321 (32110 & 32120)	Pembuatan barang kemas, <i>bijouterie</i> dan artikel berkaitan	1.4	-7.5	-1.0	11.4	-2.8	-9.8	-8.6	-4.8	-5.3	-1.6
322, 325 & 329	Pembuatan instrumen muzik, peralatan dan bekalan perubatan dan pergigian dan pembuatan lain t.t.t.l.	0.9	-2.8	1.9	-0.4	-2.1	0.4	-1.6	-0.8	-1.4	-2.2
32901	Pembuatan alat tulis Industri lain	1.4	-1.1	-1.7	-4.3	0.4	-2.9	0.1	0.4	-1.7	1.3
		0.8	-3.2	3.0	0.6	-2.8	1.3	-2.0	-1.2	-1.4	-3.1
323/ 32300	Pembuatan barangan sukan	-0.1	-4.2	-0.3	8.5	1.5	-7.2	0.4	-3.3	0.4	-4.5
324/ 32400	Pembuatan permainan dan mainan	-12.6	0.3	16.2	2.6	-1.8	4.0	-22.7	2.6	-4.2	-0.7
331 & 332	Pembaikan pemasangan produk logam, jentera, kelengkapan dan pemasangan jentera perindustrian dan kelengkapan	1.0	-0.9	-5.8	9.8	4.8	-0.9	0.2	-1.1	2.3	2.3
33150	Pembaikan dan penyelenggaraan kelengkapan pengangkutan kecuali motosikal dan basikal Industri lain	3.1	-1.6	-7.3	20.0	6.2	-5.0	0.3	2.5	3.2	1.8
		0.5	-0.7	-5.4	7.3	4.4	0.2	0.1	-1.9	2.0	2.5
Jumlah Pembuatan		1.4	-0.8	0.2	4.1	0.8	-1.4	-3.2	-0.8	0.5	-1.6

2023															Group Description/Period
Mei	Jun	Jul.	Ogo.	Sep.	Okt.	Nov.	Dis.	Jan.	Feb.	Mac	Apr.	Mei	Jun	Jul.	
-1.2	5.8	-3.7	-4.7	-2.4	-1.8	-0.7	14.6	-9.7	-2.3	11.3	-8.1	-2.9	5.6	-4.5	Manufacture of optical instruments, photographic equipment, magnetic and optical media
9.0	2.8	2.3	2.5	-1.3	-2.2	-0.6	11.9	-1.7	-6.5	2.4	-9.3	4.8	0.3	2.5	Manufacture of electric motors, generators, transformers and electricity distribution and control apparatus
7.6	2.7	0.1	1.6	-1.9	0.2	-4.3	2.8	4.8	-12.2	-1.7	3.5	5.1	3.9	-2.4	Manufacture of electric motors, generators and transformers
10.0	2.8	3.8	3.2	-1.0	-3.8	1.9	17.6	-5.3	-3.0	4.6	-16.0	4.6	-2.0	5.8	Manufacture of electricity distribution and control apparatus
7.8	-1.9	1.5	6.2	-0.7	1.4	2.3	4.7	-2.7	6.9	-3.1	-6.0	10.2	-8.5	8.0	Manufacture of batteries and accumulators
7.4	2.0	1.0	3.1	0.1	2.1	-6.0	5.5	-4.8	-0.7	-5.1	-6.1	6.6	6.7	-4.8	Manufacture of wiring and wiring devices
15.5	-0.4	10.1	3.0	7.8	-0.1	-0.7	13.1	-22.4	1.2	-2.3	3.3	17.1	0.5	-1.6	Manufacture of fibre optic cables
7.1	2.1	0.4	3.1	-0.4	2.4	-6.6	5.9	-3.5	-0.8	-5.4	-6.7	5.3	7.5	-5.1	Manufacture of other electronic and electric wires and cables
-0.4	3.9	-1.8	2.1	-3.2	0.2	-2.3	-24.4	10.0	-0.2	-2.5	-10.1	17.6	-0.3	-4.1	Manufacture of current-carrying and non current-carrying wiring devices for electrical circuits regardless of material
6.8	14.6	0.04	6.4	-1.1	-2.3	2.2	8.1	-6.3	-3.6	-15.5	-5.3	6.5	6.3	9.8	Manufacture of electric lighting equipment
31.0	-0.5	-9.1	-8.3	-14.0	-3.0	-1.8	2.5	1.9	4.8	-1.4	-20.1	44.6	-0.3	-1.8	Manufacture of domestic appliances
1.1	2.8	0.5	0.3	19.4	-3.7	1.2	19.2	-6.3	-3.9	-5.4	-10.7	3.8	7.1	-5.0	Manufacture of other electrical equipment
0.0	-2.2	0.6	2.7	1.0	1.5	-1.5	12.2	-4.4	-2.1	-3.6	-2.1	-0.7	-0.9	-0.7	Manufacture of general-purpose and special-purpose machinery
-0.3	-1.2	3.1	2.9	0.9	1.8	-3.4	23.7	-20.3	-1.5	1.5	2.2	2.5	-0.1	0.1	Manufacture of fluid power equipment
1.8	-0.9	0.3	4.2	1.7	4.1	-3.5	4.7	-8.9	-4.3	4.3	-3.7	2.3	1.2	-1.5	Manufacture of other pumps, compressors, taps and valves
1.8	-0.1	5.3	7.2	-3.5	-0.7	3.2	17.1	-19.8	5.0	-3.6	-16.8	-1.0	-1.6	-0.4	Manufacture of power-driven hand tools with self-contained electric or non-electric motor or pneumatic drives
-10.2	-1.7	-4.1	-0.5	1.0	3.2	0.2	20.2	-0.5	0.9	-10.2	2.4	-1.2	0.3	-1.3	Manufacture of metal-forming machinery and machine tools
1.6	-4.0	-0.2	0.8	2.6	0.5	-2.4	9.7	6.9	-4.6	-5.8	2.1	-2.4	-2.2	-0.4	Manufacture of air-conditioning machines, including for motor vehicles
0.4	-0.3	-4.5	4.5	-4.7	1.9	-1.2	17.4	-15.3	0.6	-7.9	5.2	2.0	0.9	-1.2	Manufacture of other special-purpose machinery
0.3	1.2	0.1	-1.5	8.2	-3.5	0.2	6.2	4.6	-0.8	-8.7	0.6	2.6	-1.6	1.7	Other industry
-3.8	1.0	-4.7	0.9	2.2	0.4	0.5	8.0	-8.6	3.1	1.6	3.8	1.7	-0.2	-4.7	Manufacture of motor vehicles
-5.4	-1.9	-1.4	-0.04	1.4	0.2	0.1	1.6	2.6	1.7	19.2	-14.9	4.6	-0.5	-2.0	Manufacture of bodies (coachwork) for motor vehicles; manufacture of trailers and semi-trailers
1.6	-3.5	-0.6	-1.4	3.7	-0.3	-3.6	1.6	1.5	2.1	0.9	-0.9	0.5	-4.6	0.01	Manufacture of parts and accessories for motor vehicles
1.7	-5.2	-1.1	-0.3	2.2	-0.2	-8.9	1.8	3.3	3.7	0.9	1.1	-0.4	-4.7	-1.8	Building of ships and boats
4.0	-2.0	0.5	0.2	2.8	-1.5	8.9	0.5	-6.4	0.7	2.1	-4.4	-1.7	-3.9	-1.2	Manufacture of railway locomotives, rolling stock, air and spacecraft, related machinery, military fighting vehicles and transport equipment n.e.c
-0.2	0.4	0.2	-5.0	8.3	0.1	2.8	1.9	1.8	-0.6	0.3	-3.7	3.9	-4.5	5.2	Manufacture of motorcycles
0.5	-3.2	-1.0	0.5	4.9	-0.5	-0.1	3.7	5.6	-3.3	-0.7	-3.0	2.8	-3.8	0.7	Manufacture of bicycles and invalid carriages
0.8	-3.1	0.1	0.8	5.8	-0.7	-0.2	3.8	7.0	-3.8	-0.7	-3.7	6.1	-3.9	-0.5	Manufacture of furniture
-0.5	-3.5	-5.0	-0.6	1.5	0.1	0.1	3.3	-0.1	-0.9	-0.5	-0.4	-10.6	-3.3	6.4	Manufacture of wooden and cane furniture
-1.1	-0.2	-0.6	0.6	-0.9	0.6	2.6	27.7	-15.4	-5.0	2.9	-2.0	-7.9	-9.0	11.0	Other industry
0.1	1.8	-0.7	2.2	0.1	-2.2	-0.6	4.2	-2.8	-1.2	-3.2	-0.9	7.3	-2.4	-0.2	Manufacture of jewellery, bijouterie and related articles
-2.9	1.7	0.1	0.6	-7.0	0.7	-2.1	3.2	-3.8	5.6	-2.4	-6.0	5.5	-1.4	4.1	Manufacture of musical instruments, medical and dental instruments and supplies and other manufacturing n.e.c.
0.9	1.8	-1.0	2.7	2.0	-2.9	-0.2	4.4	-2.5	-2.9	-3.4	0.5	7.8	-2.7	-1.3	Manufacture of stationery
1.9	-0.5	-1.2	2.7	-3.4	10.4	0.8	-2.4	-0.9	5.5	0.2	-8.8	4.6	-9.0	6.3	Other industry
1.6	6.0	5.8	5.0	4.9	-8.1	2.3	14.6	-12.4	-0.4	6.6	-7.1	8.8	4.3	-9.0	Manufacture of sports goods
-4.8	-3.3	-1.6	-0.8	0.4	5.5	4.0	4.0	0.3	0.9	-0.3	1.8	-2.4	-3.7	-1.5	Manufacture of games and toys
-7.9	-2.8	-5.8	3.3	2.8	2.7	17.6	4.7	-4.5	6.0	-4.1	-1.2	-3.2	-2.6	-8.0	Repair of fabricated metal products, machinery and equipment and installation of industrial machinery and equipment
-4.0	-3.4	-0.6	-1.8	-0.2	6.3	0.6	3.8	1.7	-0.6	0.9	2.6	-2.1	-4.0	0.3	Repair and maintenance of transport equipment except motorcycles and bicycles
0.9	0.4	-1.4	0.8	1.5	-0.05	0.1	8.5	-4.4	-0.2	0.1	-1.9	1.0	-0.6	-1.5	Other industry
															Total Manufacturing

Jadual 2 : Pengeluaran Produk Utama dalam Industri Pembuatan yang Terpilih
Table 2 : Production of Major Products in Selected Manufacturing Industries

Keterangan Produk Product Description	Unit Kuantiti Quantity Unit	2020	2021	2022	2022				
					Jan.	Feb.	Mac	Apr.	Mei
Ikan tin <i>Canned fish</i>	Tan <i>Tonne</i>	6,970	6,224	5,751	575	573	681	522	467
Ikan segar sejuk beku <i>Frozen fish</i>	Tan <i>Tonne</i>	16,658	15,032	15,551	1,054	1,110	990	1,097	1,083
Bebola ikan <i>Fish ball</i>	Tan <i>Tonne</i>	6,190	6,716	7,609	530	438	485	613	725
Sotong sejuk beku <i>Frozen cuttle fish/squid</i>	Tan <i>Tonne</i>	6,679	6,047	6,613	399	392	494	558	669
Udang geragau/udang sejuk beku <i>Frozen shrimps/prawns</i>	Tan <i>Tonne</i>	19,460	16,140	15,676	1,473	1,386	1,589	1,530	1,505
Jem (semua jenis) <i>Jams (all types)</i>	Tan <i>Tonne</i>	7,376	8,082	10,381	709	881	870	732	851
Minyak kelapa mentah <i>Coconut (copra) oil and its fraction crude oil</i>	Tan <i>Tonne</i>	15,593	16,721	19,293	1,455	1,676	1,795	1,434	1,307
Minyak kelapa, ditapis <i>Coconut oil, refined</i>	Tan <i>Tonne</i>	49,268	61,883	77,053	6,412	5,085	5,345	6,100	6,544
Lemak doh/shortening <i>Dough fats/shortening</i>	Tan <i>Tonne</i>	191,050	184,620	168,717	19,552	14,868	12,837	13,699	12,115
Marjerin <i>Margarine</i>	Tan <i>Tonne</i>	58,569	61,332	64,079	6,406	5,087	4,561	5,021	4,437
Minyak masak campuran <i>Blended/deodorised cooking oil</i>	Tan <i>Tonne</i>	423,403	406,788	449,191	29,780	37,100	42,595	44,277	39,192
Susu pekat manis <i>Sweetened condensed milk</i>	Tan <i>Tonne</i>	321,036	405,676	431,843	36,651	27,016	30,233	33,676	34,861
Minuman susu <i>Milk drinks</i>	Liter ('000) <i>Litres ('000)</i>	93,369	83,078	90,600	6,577	5,534	5,931	6,723	7,020
Beras <i>Whole rice</i>	Tan <i>Tonne</i>	679,152	710,685	756,333	62,719	86,662	76,096	75,775	56,749
Beras hancur <i>Broken rice</i>	Tan <i>Tonne</i>	65,748	73,238	83,440	6,633	8,311	7,767	7,806	7,968
Tepung gandum <i>Wheat flour</i>	Tan <i>Tonne</i>	862,885	993,335	1,003,321	76,997	75,107	76,894	69,242	84,344
Roti dan kek <i>Bread and cakes</i>	Tan <i>Tonne</i>	411,561	479,951	483,325	40,182	42,619	41,659	41,458	37,177
Mee dan bihun <i>Mee and bihun</i>	Tan <i>Tonne</i>	234,890	249,484	271,986	25,191	23,356	21,334	21,324	19,106
Sos dan bahan perasa <i>Sos and flavoring ingredients</i>	Tan <i>Tonne</i>	98,393	80,711	81,282	7,293	6,440	5,603	5,704	5,225
Kelapa kering <i>Desiccated coconuts</i>	Tan <i>Tonne</i>	3,208	4,259	4,968	340	346	405	405	391
Makanan ayam itik campuran <i>Mixed poultry feed</i>	Tan <i>Tonne</i>	2,043,813	1,958,720	2,076,296	189,039	165,455	165,558	161,454	147,477
Hidangan ikan <i>Fish meals</i>	Tan <i>Tonne</i>	82,677	119,236	131,999	11,589	11,545	12,402	12,470	8,885
Biskut <i>Biscuits</i>	Tan <i>Tonne</i>	173,019	165,062	148,395	12,985	12,194	12,729	12,019	11,223
Gula bertapis <i>Refined sugar</i>	Tan <i>Tonne</i>	1,440,768	1,571,056	1,725,619	133,586	126,077	153,348	169,602	148,073
Minuman manis berkarbonat <i>Sweet beverages (carbonated)</i>	Liter ('000) <i>Litres ('000)</i>	207,249	219,416	255,335	20,938	20,421	20,969	25,977	23,604

2023													
Jun	Jul.	Ogo.	Sept.	Okt.	Nov.	Dis.	Jan.	Feb.	Mac	Apr.	Mei	Jun	Jul.
474	402	466	454	381	366	390	488	500	572	495	498	497	454
1,259	1,425	1,431	1,442	1,674	1,448	1,538	1,226	1,337	1,392	1,395	1,465	1,601	1,850
740	783	783	779	665	547	520	535	439	546	659	751	750	732
707	602	604	589	606	476	517	512	532	606	568	622	723	605
1,527	927	1,097	1,033	1,110	1,272	1,227	1,454	1,501	1,605	1,543	1,468	1,433	1,211
949	913	927	910	924	936	779	845	1,051	1,125	758	994	1,047	1,058
1,824	1,561	1,626	1,700	2,065	1,448	1,402	1,764	1,851	1,874	1,694	1,534	1,347	1,452
7,041	5,461	7,061	7,137	7,993	5,711	7,162	6,742	4,833	4,578	5,927	6,469	6,385	7,328
13,002	14,810	12,379	13,047	13,647	14,521	14,239	13,952	14,046	11,907	12,140	11,815	12,823	12,757
5,019	5,446	5,510	5,408	5,965	5,274	5,944	6,420	6,340	5,231	5,455	5,076	6,226	6,424
38,303	38,751	38,748	36,061	36,586	34,407	33,391	31,903	39,165	50,943	41,344	40,776	36,215	33,837
39,356	40,104	43,081	41,714	36,625	34,314	34,211	34,290	32,032	33,185	32,398	37,643	44,054	51,633
8,066	8,626	9,805	9,598	8,820	7,024	6,876	7,392	7,815	7,351	7,559	8,696	10,086	12,117
57,487	53,520	62,190	71,021	58,274	55,550	40,290	52,499	75,233	73,227	56,227	58,584	50,174	51,666
6,666	7,139	7,752	6,592	5,715	5,423	5,667	7,044	9,205	10,056	8,589	10,643	8,663	9,412
85,019	83,318	88,827	89,810	88,642	95,606	89,514	85,194	80,665	77,355	69,774	78,311	77,293	80,987
39,705	40,132	40,138	40,592	39,202	39,753	40,707	46,706	57,507	50,801	46,250	49,754	53,949	60,276
21,188	21,416	23,208	22,445	22,881	25,408	25,129	25,519	27,765	24,975	22,304	20,393	18,568	19,258
7,011	6,815	7,366	6,968	8,164	7,174	7,518	8,963	8,892	7,094	7,257	5,803	7,115	7,630
449	392	455	479	493	428	384	356	402	456	490	466	434	360
142,203	162,822	165,664	162,459	165,806	211,141	237,218	204,045	172,901	185,917	199,776	187,501	171,765	198,292
11,723	11,102	11,823	11,188	9,353	10,448	9,470	10,446	10,098	11,790	13,526	10,074	7,413	7,502
12,014	10,375	11,908	11,361	12,906	14,700	13,981	11,277	12,190	12,653	10,471	10,765	9,412	8,173
148,564	149,233	137,662	121,436	133,701	159,505	144,831	145,457	154,114	169,973	179,867	167,322	164,979	171,212
21,885	20,247	21,243	21,753	17,594	18,229	22,476	23,795	25,078	26,245	28,616	29,377	30,923	31,143

Jadual 2 : Pengeluaran Produk Utama dalam Industri Pembuatan yang Terpilih
Table 2 : Production of Major Products in Selected Manufacturing Industries

Keterangan Produk Product Description	Unit Kuantiti Quantity Unit	2020	2021	2022	2022				
					Jan.	Feb.	Mac	Apr.	Mei
Minuman manis tidak berkarbonat <i>Sweet beverages (non-carbonated)</i>	Liter ('000) <i>Litres ('000)</i>	2,799,877	2,218,416	2,077,269	209,942	211,612	209,735	233,035	159,811
Air mineral dan minuman <i>Mineral and drinking water</i>	Liter ('000) <i>Litres ('000)</i>	618,790	612,345	643,820	40,162	55,073	54,827	58,588	56,314
Kain kapas <i>Cotton cloth</i>	Meter ('000) <i>Metres ('000)</i>	84,100	72,734	61,170	4,599	5,307	4,513	5,303	5,078
Seluar lelaki <i>Pants, males</i>	Bilangan ('000) <i>Number ('000)</i>	8,304	6,035	3,842	452	452	485	507	290
Kemeja lelaki <i>Shirts, males</i>	Bilangan ('000) <i>Number ('000)</i>	13,937	13,569	14,032	1,271	1,057	935	990	1,057
Blaus <i>Blouses</i>	Bilangan ('000) <i>Number ('000)</i>	6,663	4,709	4,341	382	383	398	419	365
Pakaian perempuan <i>Dresses</i>	Bilangan ('000) <i>Number ('000)</i>	3,704	3,150	2,353	226	222	245	274	224
Kasut getah (semua jenis) <i>Rubber footwear (all types)</i>	Pasang ('000) <i>Pairs ('000)</i>	2,185	2,045	2,062	161	168	168	174	114
Kiln kayu kering <i>Kiln dried timber</i>	Tan <i>Tonne</i>	130,342	127,086	151,050	8,264	7,973	10,740	11,878	12,519
Kayu gergaji <i>Rubberwood (sawn)</i>	Tan <i>Tonne</i>	145,231	139,692	165,191	9,789	10,735	8,248	10,615	12,609
Kepingan venir <i>Veneer sheets</i>	Meter Padu <i>Cubic metre</i>	581,444	394,056	338,186	28,703	28,863	37,663	38,763	22,360
Papan gentian berkepadatan sederhana <i>Medium density fibreboard</i>	Meter Padu <i>Cubic metre</i>	3,101,939	2,117,223	2,143,469	233,191	185,859	124,650	145,441	102,626
Papan lapis <i>Plywood</i>	Meter Padu <i>Cubic metre</i>	2,767,847	3,438,335	3,956,588	307,464	347,707	452,726	423,959	409,518
Ukiran kayu <i>Timber moulding</i>	Meter Padu <i>Cubic metre</i>	70,500	54,406	45,564	4,075	4,083	4,706	5,347	5,381
Kayu balak siap <i>Dressed timber</i>	Meter Padu <i>Cubic metre</i>	6,761	7,984	7,617	890	852	812	905	740
Rak dan beg kertas <i>Sacks and bags of paper</i>	Bilangan ('000) <i>Number ('000)</i>	305,075	355,061	372,939	30,350	28,594	28,900	27,735	26,025
Kertas tisu <i>Tissue paper</i>	Tan <i>Tonne</i>	101,978	96,290	95,013	9,051	7,899	6,553	7,904	6,961
Kertas napkin <i>Napkin paper</i>	Tan <i>Tonne</i>	9,556	5,355	3,831	545	569	460	492	432
Kertas tandas <i>Toilet paper</i>	Tan <i>Tonne</i>	102,267	75,508	67,708	7,525	7,051	5,714	6,563	5,714
Minyak tanah <i>Kerosene</i>	Tan <i>Tonne</i>	3,554,047	4,168,054	3,157,887	339,125	225,119	262,606	246,327	246,868
Gas petroleum cecair <i>Liquefied petroleum gas</i>	Tan <i>Tonne</i>	2,525,357	2,692,737	2,677,740	214,892	223,610	234,612	230,996	237,318
Minyak bahan api <i>Fuel oil</i>	Tan <i>Tonne</i>	2,064,280	2,118,830	1,990,382	168,656	172,040	175,192	168,554	126,759
Minyak diesel/gas <i>Diesel/ gas oil</i>	Tan <i>Tonne</i>	10,921,709	12,881,426	15,412,400	1,057,053	1,149,385	1,194,170	728,887	886,360
Gasolin (spirit motor) <i>Gasoline (motor spirit)</i>	Tan <i>Tonne</i>	4,980,906	6,433,373	6,466,006	422,866	491,936	530,775	587,688	644,917
Minyak pelincir campuran <i>Blended lubricating oil</i>	Tan <i>Tonne</i>	92,387	106,578	144,668	7,857	7,278	8,201	8,315	9,825

2023													
Jun	Jul.	Ogo.	Sept.	Okt.	Nov.	Dis.	Jan.	Feb.	Mac	Apr.	Mei	Jun	Jul.
145,816	143,478	152,103	154,519	150,298	157,557	149,364	178,192	188,186	192,169	192,361	172,234	146,375	150,214
53,386	50,664	58,975	67,078	57,708	49,012	42,033	37,284	52,130	44,817	47,685	60,080	60,220	67,817
6,033	4,821	4,852	4,791	5,180	5,900	4,792	3,373	3,278	3,028	3,418	3,430	3,275	2,949
115	152	264	254	256	332	282	328	342	357	360	283	125	101
1,065	1,255	1,176	1,137	1,305	1,451	1,333	1,405	1,247	1,090	1,181	1,305	1,367	1,425
382	487	438	399	198	239	252	295	310	311	338	311	305	292
138	137	194	180	167	182	164	171	182	204	229	196	203	202
110	152	162	191	251	224	187	164	169	175	208	142	133	124
12,441	18,426	16,457	16,140	13,638	10,774	11,799	11,006	11,062	12,827	12,994	10,548	11,362	14,403
12,647	17,704	17,496	15,953	18,095	17,447	13,853	10,639	12,211	9,268	10,352	9,678	9,024	9,828
30,601	30,926	26,395	25,394	25,071	20,908	22,539	23,817	27,994	32,305	32,578	28,378	24,596	20,735
92,142	133,698	202,824	202,273	235,782	245,561	239,422	201,203	235,274	200,086	184,479	118,195	119,393	175,173
319,644	367,368	282,464	271,696	286,869	253,220	233,953	233,036	317,336	358,212	315,158	393,850	397,296	380,932
2,780	2,545	3,147	3,297	3,591	3,548	3,064	3,328	3,286	3,973	4,575	4,493	3,220	3,087
508	444	439	409	498	474	646	852	709	680	784	623	389	310
30,234	34,913	32,527	34,776	34,184	32,270	32,431	33,310	32,482	30,427	27,986	26,999	25,885	24,416
6,559	8,611	10,054	9,080	7,864	7,392	7,087	6,917	6,858	7,042	7,570	7,328	7,444	7,421
212	211	235	184	181	191	121	171	199	260	258	264	229	193
5,514	6,812	5,263	4,712	4,413	4,413	4,013	4,000	4,495	4,895	4,494	4,308	4,055	4,302
280,765	242,871	241,308	260,885	273,060	270,123	268,829	274,589	207,240	316,930	305,623	314,510	388,860	192,840
237,069	215,751	217,239	220,819	228,647	205,767	211,020	228,283	226,457	215,490	232,599	258,426	236,276	188,737
150,480	172,323	171,151	156,585	175,719	172,016	180,907	183,132	110,218	144,543	132,926	150,716	193,969	153,195
1,189,158	1,237,929	1,633,407	1,582,662	1,658,524	1,585,058	1,509,806	1,424,840	1,543,133	1,772,586	811,203	1,065,404	1,193,439	1,107,947
594,875	580,093	662,354	591,414	622,471	374,967	361,650	335,806	396,975	426,631	404,507	527,974	394,997	378,221
10,560	13,272	17,011	17,465	15,912	14,859	14,114	12,511	11,557	12,410	12,168	14,624	14,518	14,212

Jadual 2 : Pengeluaran Produk Utama dalam Industri Pembuatan yang Terpilih
Table 2 : Production of Major Products in Selected Manufacturing Industries

Keterangan Produk Product Description	Unit Kuantiti Quantity Unit	2020	2021	2022	2022				
					Jan.	Feb.	Mac	Apr.	Mei
Nafta <i>Naptha</i>	Tan <i>Tonne</i>	3,754,323	3,901,388	3,258,599	283,494	290,304	291,133	265,542	229,645
Gas asli cecair <i>Liquefied natural gas</i>	Tan <i>Tonne</i>	26,576,031	29,011,740	31,283,443	2,480,530	2,520,849	3,021,754	1,949,026	2,463,934
Nitrogen dan oksigen <i>Nitrogen and oxygen</i>	Meter padu ('000) <i>Cubic metre ('000)</i>	456,279	564,435	610,924	48,541	54,388	63,436	52,681	53,108
Methanol (methyl alcohol) <i>Methanol (methyl alcohol)</i>	Tan <i>Tonne</i>	4,554,549	3,717,444	4,364,885	387,861	455,504	410,956	322,281	377,058
Baja (termasuk urea) <i>Fertilizers (includes urea)</i>	Tonne <i>Tonne</i>	4,080,289	5,839,960	7,584,494	607,577	623,200	525,919	552,711	412,337
Sebatian P.V.C <i>P.V.C. compound</i>	Tan <i>Tonne</i>	76,016	88,182	71,331	8,010	7,666	6,856	6,576	4,991
Racun serangga aerosol (cecair) <i>Aerosol insecticides (liquid)</i>	Liter <i>Litres</i>	7,241,839	7,057,722	6,083,228	552,408	550,003	533,184	500,430	472,647
Racun herba (cecair) <i>Herbicides (liquid)</i>	Liter ('000) <i>Litres ('000)</i>	55,497	68,379	97,264	8,169	8,885	9,770	9,259	7,915
Racun herba (bukan cecair) <i>Herbicides (non-liquid)</i>	Tonne <i>Tonne</i>	43,157	66,062	91,308	7,329	7,730	8,270	8,807	8,262
Cat emulsi <i>Emulsion paints</i>	Liter ('000) <i>Litres ('000)</i>	68,600	49,480	58,557	4,498	4,394	4,123	3,263	4,070
Cat lapis <i>Under-coats</i>	Liter ('000) <i>Litres ('000)</i>	13,869	17,890	17,875	1,465	1,293	1,206	1,137	1,283
Cat asas <i>Primers</i>	Liter ('000) <i>Litres ('000)</i>	20,036	19,302	18,342	1,843	1,736	1,465	1,109	1,081
Dakwat pencetak <i>Printing ink</i>	Tan <i>Tonne</i>	35,326	28,717	21,967	2,129	1,716	2,197	1,686	2,297
Pelembut fabrik <i>Fabric softener</i>	Liter ('000) <i>Litres ('000)</i>	40,262	33,368	31,289	2,649	2,748	2,795	2,165	2,249
Sabun mandi <i>Toilet soap</i>	Tan <i>Tonne</i>	21,028	16,915	15,469	1,185	1,246	1,248	921	891
Sabun serbuk (bahan pencuci) <i>Soap powder (detergents)</i>	Tan <i>Tonne</i>	96,719	102,043	97,339	8,057	8,265	9,018	6,885	7,107
Pelekat perindustrian <i>Adhesive, industrial</i>	Liter ('000) <i>Litres ('000)</i>	161,056	156,030	156,135	11,894	13,036	13,037	13,923	13,965
Tayar pneumatik (semua jenis) <i>Pneumatic tyres (all types)</i>	Bilangan ('000) <i>Number ('000)</i>	9,131	8,261	6,775	979	943	777	657	426
Tiub dalam (semua jenis) <i>Inner tubes (all types)</i>	Bilangan ('000) <i>Number ('000)</i>	1,869	1,426	1,124	134	121	83	84	66
Getah mutu malaysia (semua gred) <i>S.M.R. (all grades)</i>	Tan <i>Tonne</i>	972,584	817,560	686,810	59,033	63,192	53,261	53,191	48,567
Susu getah diproses <i>Processed latex</i>	Tan <i>Tonne</i>	33,471	41,081	45,852	2,775	3,355	3,598	4,037	4,037
Sarung tangan getah <i>Rubber gloves</i>	Pasang (Juta) <i>Pairs (Million)</i>	102,592	136,796	85,559	8,188	7,845	9,727	10,341	9,499
Kondom <i>Condom</i>	Gross ('000) <i>Gross ('000)</i>	15,532	18,085	18,730	1,508	1,395	1,542	1,858	1,796
Paip P.V.C. <i>P.V.C. pipes</i>	Tan <i>Tonne</i>	105,091	99,972	98,006	8,332	9,310	10,963	9,704	7,487
Bata tanah <i>Earthen bricks</i>	Bilangan ('000) <i>Number ('000)</i>	181,463	109,691	153,283	12,453	15,412	12,734	13,511	11,054

2023													
Jun	Jul.	Ogo.	Sept.	Okt.	Nov.	Dis.	Jan.	Feb.	Mac	Apr.	Mei	Jun	Jul.
309,408	259,083	278,135	268,478	281,581	254,667	247,128	271,062	248,478	218,498	273,287	283,120	380,488	205,252
2,972,336	3,008,451	2,790,947	2,537,110	2,542,402	2,589,739	2,406,365	2,751,277	2,594,258	3,044,181	1,987,056	2,712,791	2,368,951	2,849,003
53,846	51,803	42,583	42,353	44,951	52,244	50,990	47,260	48,817	54,618	48,975	42,934	44,678	43,201
273,473	249,620	386,661	395,315	350,255	340,803	415,098	374,694	407,881	403,658	320,412	388,091	343,461	309,801
584,235	603,450	751,728	757,716	642,860	815,789	706,973	655,340	452,398	398,842	358,670	426,865	534,575	535,863
4,089	4,466	6,360	5,857	5,017	5,730	5,713	5,438	6,038	6,056	5,441	4,584	4,598	4,597
453,389	455,106	548,224	558,412	515,383	511,808	432,234	418,120	411,624	384,343	389,137	432,745	500,884	501,603
6,865	6,813	7,864	6,653	8,812	8,634	7,624	8,996	8,614	8,911	8,927	9,612	8,265	6,995
8,004	6,945	7,457	7,681	7,236	6,250	7,337	4,845	4,864	5,530	5,460	6,280	6,002	5,108
4,693	4,805	6,254	6,287	4,824	6,062	5,284	6,733	6,803	6,007	4,626	6,415	6,554	6,268
1,552	1,593	1,509	1,699	1,568	1,808	1,763	1,518	1,598	1,430	1,197	1,556	1,600	556
1,434	1,395	1,452	1,725	1,442	1,556	2,103	1,508	1,799	1,424	1,064	1,287	1,389	1,693
1,572	1,547	1,883	1,765	1,723	1,738	1,715	2,266	1,675	1,675	1,619	1,492	1,493	1,483
2,011	2,201	2,717	2,254	2,880	3,027	3,593	2,594	2,605	2,569	2,158	2,849	2,518	2,216
1,386	1,281	1,495	1,277	1,253	1,499	1,787	1,380	1,413	1,388	1,026	1,222	1,355	1,344
7,485	8,262	10,594	9,311	8,166	7,019	7,170	6,291	6,243	6,683	5,394	6,896	6,901	6,892
13,253	12,784	13,507	13,329	12,713	12,251	12,443	13,228	14,684	12,898	13,911	14,166	14,378	13,588
441	566	527	335	406	335	384	507	514	445	343	349	352	369
64	97	123	103	100	82	67	93	90	64	52	54	56	61
45,231	50,969	68,621	61,250	60,289	58,460	64,745	57,754	59,442	48,306	47,401	47,783	44,820	51,364
3,698	4,164	5,167	4,535	3,939	2,943	3,605	3,275	3,769	3,729	3,849	4,065	4,564	4,814
8,457	6,774	4,971	5,151	4,788	4,991	4,826	6,065	5,892	7,374	7,002	6,242	5,406	5,211
1,983	1,672	1,456	1,580	1,303	1,180	1,456	1,547	1,454	1,465	1,997	2,020	2,342	1,905
7,049	7,114	6,068	7,013	7,621	8,746	8,600	9,670	11,653	12,461	11,802	9,794	9,643	9,924
7,447	8,362	10,093	10,629	14,026	19,723	17,838	13,700	17,458	13,268	17,142	14,890	13,504	13,481

Jadual 2 : Pengeluaran Produk Utama dalam Industri Pembuatan yang Terpilih
Table 2 : Production of Major Products in Selected Manufacturing Industries

Keterangan Produk Product Description	Unit Kuantiti Quantity Unit	2020	2021	2022	2022				
					Jan.	Feb.	Mac	Apr.	Mei
Jubin seramik Ceramic tiles	M. Persegi ('000) Sq. metres ('000)	31,495	28,512	26,270	2,589	2,800	2,775	2,248	2,492
Simen (semua jenis) Cement (all types)	Tan ('000) Tonnes ('000)	19,936	19,961	19,856	2,326	2,456	2,417	1,524	1,214
Konkrit campuran siap Ready mixed concrete	Meter padu ('000) Cubic metre ('000)	34,841	35,425	37,695	2,809	2,819	3,001	2,939	2,881
Bumbung genting simen (semua jenis) Cement roofing tiles (all types)	Bilangan ('000) Number ('000)	47,874	37,054	39,761	2,623	3,166	3,249	3,104	3,249
Cerucuk, tiang konkrit Piles, poles, posts of concrete	Tan Tonne	1,699,228	1,549,050	1,416,140	127,642	139,049	121,530	141,318	128,212
Pasir silika (diproses) Silica sands (processed)	Tan ('000) Tonnes ('000)	261,872	157,885	153,159	8,592	16,848	8,271	8,723	14,828
Selak dan kekeras Bolts and nuts	Tan ('000) Tonnes ('000)	616,367	870,924	1,011,455	86,716	92,569	87,366	74,234	70,387
Bar dan batang besi dan keluli Iron and steel bars and rods	Tan Tonne	1,295,505	707,765	931,443	50,692	57,811	60,645	70,605	50,584
Kepingan besi yang disadur Galvanized iron sheets	Tan Tonne	152,099	167,833	175,928	11,652	13,722	13,889	18,132	14,367
Tin timah dan semua tin lain Tin cans and all other tins	Bilangan ('000) Number ('000)	2,683,374	2,899,385	2,815,239	267,779	256,075	219,429	249,226	230,141
Dram besi dan keluli Iron and steel drums	Bilangan ('000) Number ('000)	3,717	3,936	3,139	322	304	280	307	308
Dawai besi dan keluli bersadur Galvanised iron and steel wire	Tan Tonne	131,139	135,473	151,610	10,576	13,693	13,230	11,180	10,932
Dawai mata punai dan jaring Wire mesh and netting	M. Persegi ('000) Sq. metres ('000)	28,555	19,258	18,630	1,929	1,652	1,521	1,963	1,853
Transformer elektrik Electrical transformers	Bilangan ('000) Number ('000)	202,996	266,713	290,765	25,116	25,981	28,975	24,252	23,238
Dawai dan kabel yang tertebat Insulated wires and cables	Tan Tonne	111,184	129,356	154,579	11,565	11,977	12,818	13,462	11,700
Separa konduktor Semi-conductors	Bil. (Juta) Num. (Million)	26,699	29,453	32,644	2,544	2,824	3,091	2,600	2,345
Transistor elektronik Electronic transistors	Bil. (Juta) Num. (Million)	36,919	48,538	55,538	4,750	4,959	5,394	5,034	5,060
Litar bersepadu Integrated circuits	Bil. (Juta) Num. (Million)	34,318	41,416	55,168	3,561	3,875	4,069	4,959	5,070
Televisyen Television	Bilangan Number	12,228,893	15,071,948	15,977,868	1,421,426	1,407,226	1,696,344	1,970,185	2,030,000
Radio Radios	Bilangan ('000) Number ('000)	9,363	9,752	10,190	1,045	995	769	961	940
Penyaman udara Air-conditioners	Bilangan Number	1,910,268	2,253,569	3,162,946	185,063	269,167	271,051	278,643	244,431
Kereta penumpang Passenger cars	Bilangan Number	454,805	446,417	650,217	39,455	47,445	55,137	50,724	45,518
Kenderaan perdagangan Commercial vehicles	Bilangan Number	43,691	61,634	117,019	6,024	7,151	6,949	7,658	10,283
Wayar abah-abah, kenderaan bermotor Wire harness, motor vehicle	Bilangan ('000) Number ('000)	6,642	7,825	9,764	801	851	916	766	770
Motosikal dan skuter Motor cycles and scooters	Bilangan Number	240,066	172,431	175,222	10,745	13,959	18,538	23,617	32,530

2023													
Jun	Jul.	Ogo.	Sept.	Okt.	Nov.	Dis.	Jan.	Feb.	Mac	Apr.	Mei	Jun	Jul.
1,893	1,901	2,053	2,220	1,989	1,311	2,000	1,003	1,146	1,859	1,865	2,075	2,079	2,074
1,140	1,147	1,205	1,163	1,295	1,899	2,070	1,961	2,496	2,704	1,660	1,630	1,562	1,521
3,095	3,125	3,439	3,305	3,559	3,205	3,519	3,653	3,144	3,342	3,033	2,810	3,243	3,154
3,206	3,728	4,004	3,877	4,102	2,663	2,789	3,645	2,482	3,020	3,460	4,051	3,262	4,481
108,807	101,214	108,645	124,362	120,303	100,989	94,069	97,365	99,515	100,767	101,081	105,043	88,870	89,150
12,396	13,392	9,106	9,100	16,040	19,824	16,038	11,095	17,083	12,508	9,669	15,069	10,587	12,561
79,917	85,107	87,058	88,311	86,192	91,215	82,383	93,671	101,549	90,100	80,637	88,201	88,757	87,806
65,418	88,081	109,542	103,947	97,398	80,743	95,977	91,486	111,535	94,582	86,637	87,237	87,536	86,547
15,545	12,069	16,820	17,824	19,282	12,128	10,497	10,307	11,148	12,940	17,541	19,868	15,473	15,976
232,686	215,698	240,082	219,112	223,494	224,125	237,393	235,256	255,272	224,148	224,951	182,697	185,229	184,494
320	223	243	201	207	202	222	211	230	219	209	294	428	382
11,842	14,367	13,872	12,924	12,132	12,240	14,622	11,770	15,512	14,010	13,046	12,395	13,967	15,559
1,398	1,384	1,457	1,372	1,283	1,431	1,388	1,212	1,270	1,099	1,294	1,307	1,270	1,308
25,352	25,622	22,548	22,133	26,259	20,688	20,599	25,826	28,438	27,362	19,620	19,078	18,084	19,801
12,470	13,199	14,475	16,269	15,630	10,753	10,260	11,524	13,660	15,687	15,909	7,981	9,988	9,908
2,729	2,725	3,024	2,827	2,687	2,610	2,638	3,043	3,270	3,392	2,625	2,590	3,071	3,111
4,903	4,476	4,333	4,077	4,108	4,038	4,406	4,657	4,663	4,686	4,092	4,287	4,043	3,546
5,079	5,046	5,106	5,557	4,502	3,900	4,445	3,885	3,919	4,311	4,881	5,465	4,480	4,475
1,561,635	977,510	1,061,957	927,793	918,615	997,790	1,007,387	807,858	811,933	997,866	1,031,793	1,482,331	1,490,573	1,186,325
886	837	859	705	635	776	781	709	737	638	637	593	584	671
238,752	290,930	278,422	271,153	264,490	274,276	296,568	251,254	292,175	328,527	304,699	307,501	227,531	279,002
55,843	48,002	64,282	64,701	54,601	60,657	63,852	54,663	59,843	71,731	38,575	60,391	54,643	62,558
11,676	11,440	12,108	11,086	9,268	12,438	10,939	9,283	10,387	9,461	9,393	15,306	11,186	12,266
927	916	800	727	773	774	742	809	844	865	730	817	991	1,001
8,012	9,113	11,238	11,195	10,613	11,313	14,349	15,992	18,563	21,731	28,591	37,701	33,771	36,810

Muka surat ini sengaja dibiarkan kosong
This page is deliberately left blank



NOTA TEKNIKAL

Technical Notes

Muka surat ini sengaja dibiarkan kosong
This page is deliberately left blank



- 1. OBJEKTIF** Objektif utama penerbitan ini ialah untuk menyediakan statistik aliran terkini bagi indikator utama di sektor Pembuatan, iaitu statistik **nilai jualan, bilangan pekerja bergaji, gaji & upah** serta **pengeluaran produk utama** yang dipungut melalui Survei Pembuatan Bulanan. Statistik ini membantu pengguna dalam merangka dasar serta membuat keputusan.
- 2. PENANDA ARASAN** Selepas melaksanakan Banci Ekonomi 2016 (tahun rujukan 2015), Jabatan Perangkaan Malaysia (DOSM) telah mengkaji dan melaksanakan proses penanda arasan terhadap statistik pembuatan yang dipungut melalui Survei Pembuatan Bulanan. Proses penanda arasan ini membolehkan siri nilai anggaran tahunan yang dijana menerusi statistik jangka pendek konsisten dengan nilai tahunan daripada banci/survei tahunan sebagai tahun penanda aras. Penanda arasan yang dibuat berpandukan *Quarterly National Accounts Manual 2017 edition, International Monetary Fund* bagi mencapai objektif seperti berikut:
- Menganggarkan data bulanan supaya konsisten dengan data tahunan iaitu, untuk memastikan jumlah data bulanan adalah sama dengan penanda aras tahunan;
 - Memelihara sebanyak mungkin pertumbuhan indikator bulanan semasa proses penanda arasan tahunan dibuat; dan
 - Memastikan data siri ke hadapan, jumlah data bulanan bagi tahun semasa sedekat mungkin dengan data tahunan yang diperolehi semasa banci atau survei tahunan yang dijalankan.

Statistik penanda arasan disusun bagi nilai jualan, bilangan pekerja bergaji dan gaji & upah sektor Pembuatan dan diterbitkan mulai Januari 2020. Tahun asas (penanda aras) adalah menggunakan Banci Ekonomi 2016 (tahun rujukan 2015) sebagai tahun penanda aras dan kaedah *pro rata* (1) dan *extrapolation* (2) digunakan dalam pemprosesan penanda arasan ini.

Kaedah *pro rata*:

$$M^iV = \frac{M^iI}{\sum_{i=1}^{12} M^iV} \times ADT \tag{1}$$

di mana

- M^iV = pemboleh ubah anggaran bulanan yang dinaik aras
- M^iI = siri indikator bulanan
- M^iI = data tahunan tahun asas (penanda aras)
- ADT

Kaedah *extrapolation*:

$$V_t = V_{t-1} * G_{t-1,t} \tag{2}$$

di mana

- V_t = nilai pemboleh ubah
- $G_{t-1,t}$ = pertumbuhan daripada t-1 kepada t



3. SKOP DAN LIPUTAN

Data yang dipungut dalam Survei Pembuatan Bulanan meliputi seluruh Malaysia. Mulai Januari 2020, penerbitan ini memaparkan statistik berwajaran yang menggambarkan populasi sampel bagi 251 industri dalam sektor Pembuatan.

Data bagi industri yang mempunyai perwakilan kurang daripada tiga pertubuhan telah digabungkan kepada industri terhampir bagi memelihara kerahsiaan responden seperti mana yang termaktub dalam Akta Perangkaan 1965 (Disemak - 1989).

4. SUMBER RANGKA

Sumber rangka ialah daripada *Malaysia Statistical Business Register (MSBR)* di mana maklumat utama diperoleh daripada banci dan survei yang dilaksanakan oleh Jabatan Perangkaan Malaysia (DOSM) serta data pentadbiran. Sumber utama data pentadbiran tersebut adalah daripada Suruhanjaya Syarikat Malaysia (SSM). Selain itu, DOSM juga turut bekerjasama mendapatkan maklumat daripada lebih 50 agensi lain seperti Kumpulan Wang Simpanan Pekerja (KWSP), Jabatan Kastam Diraja Malaysia (JKDM), Lembaga Hasil Dalam Negeri (LHDN), Pihak Berkuasa Tempatan (PBT) serta Badan-badan Profesional. Rangka dikemaskini secara berterusan dengan mengambil kira pertubuhan baru dan merekod sebarang perubahan dalam status pertubuhan seperti tutup, tidak beroperasi, perubahan jenis aktiviti dan lokasi atau alamat pos untuk memastikan maklumat yang terdapat dalam rangka adalah yang paling terkini.

5. JENIS AKTIVITI PERNIAGAAN

Jenis aktiviti perniagaan merujuk kepada aktiviti utama dan sekunder. Aktiviti utama merujuk kepada aktiviti yang mana pertubuhan menumpukan sebahagian besar sumbernya atau memberi sumbangan besar dari segi pendapatan. Aktiviti sekunder didefinisikan sebagai aktiviti sampingan kepada aktiviti utama. Klasifikasi bagi pertubuhan adalah berasaskan kepada aktiviti utama dan Piawaian Klasifikasi Industri Malaysia (MSIC 2008) Versi 1.0. yang diselaraskan dengan *International Standard Industrial Classification of All Economic Activities (ISIC), Rev. 4, United Nations* dengan pengubahsuaian mengikut keperluan tempatan.

6. KONSEP DAN DEFINISI

Konsep dan definisi yang digunakan selari dengan manual *International Recommendations for Industrial Statistics 2008, United Nations Statistics Division*. Takrif pembuatan yang digunakan dalam survei ini adalah selaras dengan Piawaian Klasifikasi Industri Malaysia (MSIC) 2008 Versi 1.0.

Pembuatan ditakrifkan sebagai perubahan fizikal atau kimia ke atas bahan atau komponen menjadi produk baru sama ada kerja itu dilakukan oleh jentera yang dijalankan oleh kuasa atau yang dijalankan dengan tangan, sama ada dijalankan dalam kilang atau di rumah pekerja, dan sama ada barang keluaran dijual secara borong atau runcit.



7. REKA BENTUK PENSAMPELAN

Reka bentuk pensampelan bagi survei ini adalah pensampelan rawak strata satu peringkat. Pertubuhan dikelaskan sebagai unit pensampelan manakala beberapa kategori strata telah dikenalpasti.

Setiap strata telah dibentuk kepada tiga substrata untuk memastikan sampel yang diagihkan mengambil kira ciri-ciri ekonomi strata tersebut. Substrata utama bersifat heterogen dan diliputi secara penuh. Manakala, substrata selainnya yang bersifat homogen disampelkan.

Substrata utama meliputi pertubuhan kategori besar dan yang mempunyai jumlah hasil yang signifikan dalam industri berkaitan manakala bagi substrata kedua dan ketiga berdasarkan kategori perusahaan kecil dan sederhana (PKS).

8. SAIZ SAMPEL

Statistik utama yang digunakan untuk penganggaran saiz sampel adalah nilai jualan. Formula yang digunakan dalam penganggaran saiz sampel bagi strata adalah seperti berikut:

$$n = \frac{(\sum N_i S_i^2)}{V + \sum N_i S_i^2} \quad (3)$$

di mana;

- n = Saiz sampel
- N_i = Saiz populasi bagi strata i
- S_i^2 = Varian bagi strata i
- V = Varian sasaran

$$V = RSE^2 \cdot \left(\frac{\hat{Y}_i}{Z}\right)^2 \quad (4)$$

di mana;

- \hat{Y}_i = Jumlah nilai jualan bagi strata
- RSE = Ralat piawai relatif
- Z = Nilai aras keyakinan

Sampel akan diagihkan kepada substrata dalam industri liputan dengan menggunakan kaedah *Neyman Allocation* seperti berikut:

$$n_{hi} = \left(\frac{N_h S_h}{\sum N_h S_h}\right) n_i \quad (5)$$

$$h = 2, 3 \text{ dan } 4$$

$$i = 1, 2, \dots k$$



di mana;

n_{hi} = Saiz sampel bagi substrata h dalam strata i

N_h = Saiz populasi bagi substrata h

S_h = Sisihan piawai bagi substrata h

n_i = Saiz sampel bagi strata i

h = Substrata

i = Strata

Pertubuhan kategori substrata utama diliputi sepenuhnya, manakala pertubuhan bagi substrata kedua dan ketiga dipilih secara rawak mengikut kaedah pensampelan bersistematik.

9. WAJARAN

Analisis berwajaran disediakan menggunakan wajaran sampel bagi memastikan sampel yang dipilih dapat menggambarkan populasi survei. Wajaran yang diperlukan adalah wajaran di peringkat reka bentuk pensampelan dan tiada respons.

Wajaran reka bentuk pensampelan pada substrata h adalah seperti berikut :

$$W_h = \frac{N_h}{n_h}, \quad h = 1, \dots, 4 \quad (6)$$

di mana;

N_h = Bilangan populasi bagi substrata h ; dan

n_h = Bilangan sampel bagi substrata h



Wajaran tiada respons pada substrata h adalah seperti berikut :

$$NRW_h = \frac{1}{\frac{n'_h}{n_h}} \quad h = 1, \dots, 4 \quad (7)$$

di mana;

$$n'_h = \text{Bilangan sampel respons bagi substrata } h$$

$$n_h = \text{Bilangan sampel bagi substrata } h$$

Kaedah pengiraan wajaran reka bentuk pensampelan selepas survei (*adjusted weight*) pada substrata h seperti berikut:

$$W'_h = W_h \times NRW_h, \quad h = 1, \dots, 4 \quad (8)$$

di mana;

$$W_h = \text{Wajaran reka bentuk pensampelan pada substrata } h$$

$$NRW_h = \text{Wajaran tiada respons pada substrata } h$$

10. UNIT MELAPOR

Unit melapor bagi survei ini ialah **pertubuhan**. Sesebuah pertubuhan ditakrifkan sebagai "satu unit ekonomi yang bergiat di bawah satu hak milik atau penguasaan tunggal, iaitu di bawah satu entiti yang sah. Ia menjalankan satu jenis aktiviti ekonomi utama di satu tempat / lokasi fizikal". Setiap pertubuhan diberikan klasifikasi industri berdasarkan aktiviti utamanya. Bagi pertubuhan yang menjalankan pelbagai aktiviti, unit yang bergiat dalam aktiviti yang berasingan dalam satu lokasi yang sama adalah terdiri daripada entiti pertubuhan yang berbeza. Oleh itu, setiap cawangan daripada organisasi yang mempunyai pelbagai cawangan di lokasi yang berbeza dari segi konsep dianggap sebagai pertubuhan yang berlainan. Pertubuhan berkenaan diminta memberikan penyata yang berasingan bagi setiap kegiatannya dari segi nilai. Walau bagaimanapun, dari segi praktiknya akaun biasanya disediakan secara berpusat kerana kesukaran untuk memperoleh data yang berasingan bagi setiap unit atau cawangan. Entiti atau enterpris ini akan dianggap sebagai satu unit pelapor dan dibenarkan mengemukakan soal selidik yang menggabungkan semua unit atau cawangannya.



11. NILAI JUALAN

Nilai jualan yang dilaporkan merujuk kepada nilai jualan produk sendiri sahaja. Ini bermaksud jualan produk yang berlaku dalam bulan laporan, sama ada produk tersebut telah dibuat/dihasilkan oleh pertubuhan pada bulan tersebut atau bulan-bulan sebelumnya. Nilai jualan adalah berdasarkan kepada nilai bersih di kilang dan berkaitan dengan kuantiti yang dijual. Penilaian harga yang dikenakan kepada pelanggan adalah tidak termasuk:

- a. diskaun atau rebat;
- b. bayaran untuk pengangkutan keluar;
- c. komisen kepada wakil-wakil penjual;
- d. bayaran lain seperti cukai eksais yang dibayar atau cukai jualan yang dipungut oleh kilang bagi pihak kerajaan; dan
- e. bayaran pemasangan, pembaikan dan pembinaan

12. BILANGAN PEKERJA BERGAJI

Bilangan pekerja bergaji meliputi seperti berikut:

- a. Pekerja bergaji (sepenuh masa) - Merujuk kepada semua pekerja bergaji yang bekerja sekurang-kurangnya 6 jam sehari dan sekurang-kurangnya 20 hari sebulan; dan
- b. Pekerja bergaji (sambilan) - Merujuk kepada semua pekerja bergaji yang bekerja kurang daripada 6 jam sehari dan/atau kurang daripada 20 hari sebulan.

13. GAJI & UPAH DIBAYAR

Gaji & upah yang dibayar merujuk kepada semua bayaran tunai, termasuk bonus, komisen, bayaran lebih masa, elaun kos sara hidup dan elaun lain yang dibayar kepada semua pekerja bergaji dalam bulan rujukan. Caruman Kumpulan Wang Simpanan Pekerja (KWSP) serta Pertubuhan Keselamatan Sosial (PERKESO) turut dimasukkan tetapi caruman oleh majikan dikecualikan. Elaun kepada pemilik yang bekerja, rakan niaga yang bekerja dan pekerja keluarga tidak bergaji, bayaran pampasan dan saguhati kerana pemberhentian adalah juga dikecualikan.

14. KEPERLUAN KERAHSIAAN

Survei ini dijalankan di bawah peruntukan Akta Perangkaan 1965 (Disemak 1989). Akta ini mensyaratkan bahawa kandungan penyata individu adalah SULIT. Selaras dengan peruntukan dalam Akta tersebut, hanya angka agregat akan diterbitkan.



- 15. PINDAAN** Pindaan akan dibuat ke atas statistik yang telah diterbitkan berdasarkan data terkini yang diperoleh.
- 16. PEMBUNDARAN** Perjumlahan komponen mungkin berbeza dengan angka jumlah besar disebabkan pembundaran.
- 17. SIMBOL DAN SINGKATAN** Simbol-simbol berikut telah digunakan dalam keseluruhan penerbitan:-
t.t.t.l. : tidak terkelas di tempat lain
RM : Ringgit Malaysia
- 18. PELARASAN MUSIM** Data siri masa adalah amat berguna untuk ahli ekonomi, pembuat dasar & keputusan serta penganalisis siri masa untuk mengenal pasti ciri-ciri penting siri ekonomi seperti arah aliran, *turning point* dan konsistensi antara penunjuk ekonomi yang lain. Kadangkala ciri ini sukar untuk diperhatikan kerana pergerakan bermusim. Oleh itu, sekiranya kesan bermusim boleh disingkirkan, arah aliran data siri ini dapat dilihat dengan lebih baik. Anggaran dan penyingkiran kesan bermusim dipanggil pelarasan bermusim.
- Pelarasan bermusim adalah satu proses untuk mengenal pasti dan menyingkirkan bentuk pola bermusim yang biasa berlaku dalam tempoh satu tahun, yang mungkin juga merangkumi pengaruh dari kesan cuti yang bergerak dan hari bekerja/berdagang bagi suatu tempoh. Objektif utama proses ini adalah untuk menyerlahkan arah aliran dan pergerakan-pergerakan jangka pendek dalam siri ini.
- Di Malaysia, kebanyakan data siri masa dipengaruhi oleh kesan bermusim. Oleh itu, untuk menghapus dan melaras kesan bermusim data siri masa ekonomi Malaysia, pakej standard pelarasan bermusim, X-12 ARIMA telah digunakan oleh Jabatan Perangkaan, Malaysia. Data siri masa ekonomi Malaysia juga kerap dipengaruhi oleh perayaan agama utama seperti Aidil Fitri bagi umat Islam, Tahun Baru Cina untuk kaum Cina dan Deepavali untuk kaum India. Tarikh perayaan-perayaan ini tetap mengikut tahun lunar tetapi berbeza-beza mengikut kalendar Gregorian. Oleh itu, untuk menganggar dan menyingkirkan kesan cuti yang bergerak dari data siri masa, satu prosedur telah dibangunkan iaitu *Seasonal Adjustment For Malaysia (SEAM)*.



1. OBJECTIVE

The main objective of this publication is to provide statistics on the latest trend of main indicators in the Manufacturing sector, ie. **sales value, number of employees, salaries & wages and the production of main products manufactured** which is collected through Monthly Manufacturing Survey. This statistics assists users in policy formulation and decision making.

2. BENCHMARKING

After conducting the Economic Census 2016 (reference year 2015), Department of Statistics Malaysia (DOSM) has reviewed and carried out the benchmarking process towards the manufacturing statistics collected from the Monthly Manufacturing Survey. The benchmarking process is done to enable the series of values of annual estimates derived from short term survey consistent and match with the annual value from census/annual survey of the benchmark year. The benchmark process adapted the guideline of the Quarterly National Accounts Manual 2017 edition, International Monetary Fund to meet the objectives as follows:

- a. to estimate monthly data that are temporally consistent with the annual data: that is, to ensure that the sum of the monthly data is equal to the annual benchmark;
- b. to preserve as much as possible the monthly movements in the indicator under the restrictions provided by the annual data; and
- c. to ensure, for forward series, that the sum of the monthly of the current year is as close as possible to the unknown future annual data.

The benchmarking statistics is compiled on sales value, number of employees and salaries & wages and being published starting from January 2020. The base (benchmark) year using the Economic Census 2016 (reference year 2015) and pro rata (1) and extrapolation method (2) is used in the benchmarking process.

Pro rata Method:

$$M^i V = \frac{M^i I}{\sum_{i=1}^{12} M^i V} \times ADT \quad (1)$$

where

$M^i V$ = new derived monthly variables estimates

$M^i I$ = monthly indicator series

ADT = annual benchmark data

Extrapolation Method:

$$V_t = V_{t-1} * G_{t-1,t} \quad (2)$$

where

V_t = value of variable

$G_{t-1,t}$ = growth from t-1 to t



3. SCOPE AND COVERAGE

Data collected in the Monthly Manufacturing Survey covered the whole of Malaysia. Since January 2020, this publication presents weighted statistics which represent the population sample of 251 industries in Manufacturing sector. Data for industries with less than three establishments was combined to the closest industry to ensure the confidentiality of the respondents as stipulated under the Statistics Act 1965 (Revised-1989).

4. SOURCE OF FRAME

The source of frame is from Malaysia Statistical Business Register (MSBR) where the main information is from census and survey conducted by the Department of Statistics Malaysia (DOSM) and administrative data. The main source of the administrative data is from the Companies Commission of Malaysia (CCM). In addition, DOSM also collaborates and yield information from over 50 other agencies such as the Employees Provident Fund (EPF), Royal Malaysian Customs Department (RMCD), Inland Revenue Board (IRB), Local Authorities and other Professional Bodies. The frame is updated continuously by taking into account of new establishments and to record any changes in the establishment status such as closed down, not in operation, change in types of activity and location or postal addresses to ensure that the information in the frame is at the most current status.

5. TYPE OF BUSINESS ACTIVITY

Type of business activity is divided into primary and secondary. The primary activity refers to the activities which focus on its main resources and income. Secondary activities are defined as those incidental or ancillary to the primary activity. The classification of the establishment's industry is based on the primary activity and the Malaysia Standard Industrial Classification (MSIC 2008) Version 1.0 according to the International Standard Industrial Classification of All Economic Activities (ISIC), Rev. 4, United Nations, with modifications to suit local conditions.

6. CONCEPT AND DEFINITION

Concepts and definitions used are in line with the manual of Recommendations for Industrial Statistics 2008, United Nations Statistics Division. The definition of manufacturing used in this survey is consistent with Malaysia Standard Industrial Classification (MSIC) 2008 Ver. 1.0.

Manufacturing is defined as the physical or chemical transformation of materials or components into new products, whether the work is performed by power-driven machines or by hand, whether it is done in a factory or in the worker's home, and whether the products are sold at wholesale or retail.



7. SAMPLING DESIGN

Sampling design of the survey is a one-stage stratified random sampling. The establishment is classified as sampling unit while a few categories of stratum was identified.

Each stratum has been set up to three substrata to ensure the distributed sample takes into account the economic characteristics of the stratum. The main substratum is heterogeneous and was fully covered. Whereas, other substratum that are homogeneous were sampled.

Main substratum include large establishments which have a significant total revenue in the respective industry while for the second and third substratum are based on small and medium enterprise (SME) categories.

8. SAMPLE SIZE

The main statistics used to estimate the sample size is the sales value. The formula used in the estimation of the sample size for a stratum is as follows:

$$n = \frac{(\sum N_i S_i)^2}{V + \sum N_i S_i^2} \quad (3)$$

where;

- n = Sample size
- N_i = Population size for stratum i
- S_i^2 = Variance for stratum i
- V = Desired variance

$$V = RSE^2 \cdot \left(\frac{\hat{Y}_i}{Z} \right)^2 \quad (4)$$

where;

- \hat{Y}_i = Estimated sales value for stratum
- RSE = Relative standard error
- Z = Value of confidence level

Sample is distributed to substratum of the industry using Neyman Allocation method as follows:

$$n_{hi} = \left(\frac{N_h S_h}{\sum N_h S_h} \right) n_i \quad (5)$$

$$h = 2, 3 \text{ and } 4$$

$$i = 1, 2, \dots k$$



where;

n_{hi} = Sample size for substratum h of stratum i

N_h = Population size for substratum h

S_h = Standard deviation for substratum h

n_i = Sample size for stratum i

h = Substratum

i = Stratum

Establishments of the main substratum were fully covered while establishments of the second and third substratum were randomly selected using systematic random sampling.

9. WEIGHTED

Weighted analysis is done using sampling weight to ensure that the selected sample can reflect population survey. The weights required are the sampling design and non response weights.

The sampling design weight for the establishment at substratum h is as follows:

$$W_h = \frac{N_h}{n_h}, \quad h = 1, \dots, 4 \quad (6)$$

where,

N_h = Total population of substratum h ; and

n_h = Total sample of substratum h



Non response weight at substratum h as below:

$$NRW_h = \frac{1}{\frac{n'_h}{n_h}}, \quad h = 1, \dots, 4 \quad (7)$$

where,

n'_h = Number of response in sample size for substratum h

n_h = Number of sample size for substratum h

The method of calculating the sampling design weight after the survey (adjusted weight) on substratum h as below:

$$W'_h = W_h \times NRW_h, \quad h = 1, \dots, 4 \quad (8)$$

where,

W_h = Sampling design weight at substratum h

NRW_h = Non response weight at substratum h

10. REPORTING UNIT

The reporting unit used in the survey was the **establishment**. An establishment is defined as “an economic unit engaged in one activity, under a single legal entity and operating in a single physical location”. Each establishment was assigned an industry classification based on its principal activity. In the case of a multi-activity entity, units engaged in separate activities in the same location constituted distinct establishments. Thus, each branch of a multi-branch organisation at a different location was conceptually treated as a different establishment. The establishment was requested to give separate returns for each activity in terms of value. However, if in practice, the accounts were centrally kept such that it was not possible to obtain separate data for each individual unit or branch. The entity or enterprise was treated as a single reporting unit and allowed to submit a consolidated questionnaire covering all the units or branches.



11. VALUE OF SALES

The reported sales value refers to the sales value of their own products. This relates to sales of goods made on the reporting month, whether the products were produced/ manufactured by the establishment during the month or in the other months previously. The sales value was net selling price (ex-factory) value relating to the quantity sold. The valuation price charged to customers were excluding:

- a. discounts or rebates;
- b. Charges for carriage outwards;
- c. commissions to selling agents;
- d. all other charges such as excise duties paid, sales tax collected by the factory on behalf of the government; and
- e. Installation, repairs and construction charges.

12. NUMBER OF PAID EMPLOYEES

Number of paid employees cover as follows:

- a. Paid employees (full-time) - Refers to those who work for at least 6 hours a day and 20 days a month; and
- b. Paid employees (part-time) - Refers to all paid workers who work for less than 6 hours a day and/or less than 20 days a month.

13. SALARIES & WAGES PAID

Salaries & wages paid refers to all cash payments, including bonuses, commissions, overtime wages, cost of living allowances and other allowances made to all employees during the reference month. The employees' contribution to Employees' Provident Fund (EPF) and Social Security Organisation (SOCSO) is included but the employer's contribution is excluded. Allowances to working proprietors, working partners and unpaid family workers and severance and termination pay are not included.

14. CONFIDENTIALITY REQUIRED

The survey is conducted under the provisions of the Statistics Act 1965 (Revised-1989). The Act stipulates that the contents of individual returns are CONFIDENTIAL. In conformity with the stipulations of this Act, only aggregated figures are published.



- 15. REVISIONS** *Revisions will be made to the published figures based on the latest data available.*
- 16. ROUNDING** *The sum of the component figures may not tally with the sub-total or total figures due to rounding.*
- 17. SYMBOLS AND ABBREVIATIONS** *The following symbols have been used throughout the publication:-*
n.e.c. : not elsewhere classified
RM : Malaysian Ringgit
- 18. SEASONAL ADJUSTMENT** *Time-series data are very useful for economists, policy & decision makers and time-series analysts to identify the important features of economic series such as direction, turning point and consistency between other economic indicators. Sometimes this feature is difficult to observe because of seasonal movements. Thus, if the seasonal effect can be removed, the behaviour of the series would be better viewed. The estimation and removal of the seasonal effects is called seasonal adjustment.*
- Seasonal adjustment is a process to identify and to remove the regular within-a-year seasonal pattern, which may also include the influences of moving holidays and working/trading days effect in each period. The ultimate objective of the process is to highlight the underlying trends and short-term movements in the series.*
- In Malaysia, most of the time series data are affected by seasonal effects. Hence, to eliminate the seasonal effect as well as to seasonally adjust the Malaysian economic time series data, a standard seasonal adjustment package, X-12 ARIMA was used by Department of Statistics, Malaysia. Malaysian economic time series data also often affected by major religious festivals such as Eid-ul Fitr for Muslims, Chinese New Year to the Chinese and the Indian Deepavali. These festivals' dates are fixed according to the lunar year but vary according to the Gregorian calendar. Therefore, to estimate and remove moving holiday effect from time-series data, a procedure was developed, namely Seasonal Adjustment for Malaysia (SEAM).*