



KEMENTERIAN EKONOMI
JABATAN PERANGKAAN MALAYSIA

PERANGKAAN GETAH BULANAN
MONTHLY RUBBER STATISTICS

2023

JULAI/JULY

JABATAN PERANGKAAN MALAYSIA
DEPARTMENT OF STATISTIC MALAYSIA



KEMENTERIAN EKONOMI
JABATAN PERANGKAAN MALAYSIA

JULAI
JULY **2023**

PERANGKAAN GETAH BULANAN
MONTHLY RUBBER STATISTICS

Pemakluman

DOSM sedang menjalankan Banci Ekonomi pada tahun 2023. DOSM amat menghargai kerjasama daripada responden dalam memberikan maklumat kepada DOSM serta menjayakan banci ini. Sila layari www.dosm.gov.my untuk maklumat lanjut.

DOSM telah melancarkan OpenDOSM NextGen sebagai medium yang menyediakan katalog data dan visualisasi bagi memudahkan pengguna menganalisis pelbagai data. OpenDOSM NextGen ialah platform perkongsian data sumber terbuka dan boleh diakses melalui portal <https://open.dosm.gov.my>.

Kerajaan Malaysia telah mengisytiharkan Hari Statistik Negara (MyStats Day) pada 20 Oktober setiap tahun. Tema sambutan MyStats Day adalah “Statistik Nadi Kehidupan”.

Announcement

DOSM is conducting the Economic Census in 2023. DOSM greatly appreciates the cooperation of respondents in providing and ensuring the success of the census. Please visit www.dosm.gov.my for more information.

DOSM has launched OpenDOSM NexGen as a medium that provides a catalogue of data and visualisation to facilitate users in analysing various data. OpenDOSM NextGen is an open source data sharing platform and accessible through <https://open.dosm.gov.my> portal.

The Government of Malaysia has declared National Statistics Day (MyStats Day) on October 20 each year. MyStats Day theme is “Statistics is the Essence of Life”.

JABATAN PERANGKAAN MALAYSIA
DEPARTMENT OF STATISTICS MALAYSIA

Diterbitkan dan dicetak oleh / *Published and printed by:*

Jabatan Perangkaan Malaysia

Department of Statistics, Malaysia

Blok C6 & C7, Kompleks C,

Pusat Pentadbiran Kerajaan Persekutuan,

62514 Putrajaya,

MALAYSIA

Tel. : 03-8885 7000
Faks : 03-8888 9248
Portal : <https://www.dosm.gov.my>
Facebook / Twitter / Instagram : StatsMalaysia
Emel / *Email* : info@dosm.gov.my (pertanyaan umum / *general enquiries*)
data@dosm.gov.my (pertanyaan & permintaan data /
data request & enquiries)
Harga / *Price* : RM5.00

Diterbitkan pada September 2023 / *Published on September 2023*

Hakcipta terpelihara / *All rights reserved.*

Tiada bahagian daripada terbitan ini boleh diterbitkan semula, disimpan untuk pengeluaran atau ditukar dalam apa-apa bentuk atau alat apa jua pun kecuali setelah mendapat kebenaran daripada Jabatan Perangkaan Malaysia.

Pengguna yang mengeluarkan sebarang maklumat dari terbitan ini sama ada yang asal atau diolah semula hendaklah meletakkan kenyataan berikut:

“Sumber : Jabatan Perangkaan Malaysia”.

No part of this publication may be reproduced or distributed in any form or by any means or stored in data base without the prior written permission from Department of Statistics, Malaysia. Users reproducing content of this publication with or without adaptation should quote the following:

“Source : *Department of Statistics, Malaysia.*”

ISSN 1675 - 4344

KATA PENGANTAR

Perangkaan Getah Bulanan, Malaysia, Julai 2023 merupakan penerbitan bulanan yang memaparkan statistik pengeluaran, import, eksport, penggunaan domestik, stok, harga, bilangan pekerja, gaji & upah dan produktiviti bagi estet getah berdasarkan Banci Getah Bulanan yang dilaksanakan oleh Jabatan Perangkaan Malaysia. Statistik ini merupakan petunjuk penting untuk dijadikan sebagai input yang bermanfaat kepada penyelidik, agensi kerajaan dan pembuat dasar bagi merancang, memantau serta menilai prestasi industri getah di Malaysia.

Ringkasan penemuan serta jadual statistik yang terperinci turut dimuatkan dalam penerbitan ini manakala aspek teknikal seperti skop & liputan, konsep dan definisi dinyatakan dalam nota teknikal bagi membantu pengguna memahami statistik yang diterbitkan.

Jabatan merakamkan setinggi-tinggi penghargaan atas kerjasama yang diberikan oleh responden dan juga semua pihak yang telah terlibat dalam penyediaan penerbitan ini. Setiap maklum balas dan cadangan penambahbaikan penerbitan pada masa akan datang amat dihargai.

DATO' SRI DR. MOHD UZIR MAHIDIN

Ketua Perangkawan Malaysia

September 2023

PREFACE

Monthly Rubber Statistics, Malaysia, July 2023 is a monthly publication that shows statistics on production, imports, exports, domestic consumption, stocks, prices, number of employees, salaries & wages and productivity of rubber estates based on Monthly Rubber Census conducted by the Department of Statistics Malaysia. These statistics are important indicators as invaluable inputs to researches, government agencies and policy makers in planning, monitoring and evaluating the performance of rubber industry in Malaysia.

Summary of findings and detailed statistical tables are also included in this publication while the technical aspects on scope & coverage, concepts and definitions are stated in the technical notes to assist users to understand the published statistics.

The Department gratefully acknowledges the cooperation rendered by the respondents as well as all parties involved in the preparation of this publication. Every feedback and suggestion towards improving future publication is highly appreciated.

DATO' SRI DR. MOHD UZIR MAHIDIN

Chief Statistician Malaysia

September 2023

KANDUNGAN

CONTENTS

	Muka surat <i>Page</i>
Kata pengantar <i>Preface</i>	i
Senarai jadual statistik <i>List of statistical tables</i>	iv
Kalendar awalan keluaran 2022/2023 <i>Advance release calendar 2022/2023</i>	v
Infografik <i>Infographics</i>	viii
Pengeluaran getah asli mengikut negara pengeluar, 2019-2023 <i>Production of natural rubber by producing countries, 2019-2023</i>	xii
Perangkaan getah mengikut negara pengeluar, Julai 2023 <i>Rubber statistics by producing countries, July 2023</i>	xii
Perangkaan utama getah, Malaysia, Julai 2023 <i>Principal statistics of rubber, Malaysia, Julai 2023</i>	xvi
Pengeluaran, eksport, import, penggunaan domestik dan stok bulanan bagi getah asli 2021-2023 <i>Monthly production, exports, imports, domestic consumption and stocks of natural rubber 2021-2023</i>	xvi
Ringkasan penemuan <i>Summary of findings</i>	1
Jadual statistik <i>Statistical tables</i>	15
Nota teknikal <i>Technical notes</i>	31

SENARAI JADUAL STATISTIK

LIST OF STATISTICAL TABLES

Jadual Tables		Muka surat Page
1	Penawaran dan permintaan getah asli <i>Supply and demand of natural rubber</i>	15
2	Pengeluaran getah asli mengikut hak milik <i>Production of natural rubber by ownership</i>	16
3	Eksport getah asli mengikut jenis terpilih <i>Exports of natural rubber by selected type</i>	17
4	Eksport getah asli mengikut negara yang dituju <i>Exports of natural rubber by country of destination</i>	18
5	Eksport Getah Mutu Malaysia (G.M.M.) mengikut gred <i>Exports of Standard Malaysian Rubber (S.M.R.) by grade</i>	20
6	Import getah asli mengikut jenis terpilih <i>Imports of natural rubber by selected type</i>	21
7	Import getah asli mengikut negara asal <i>Imports of natural rubber by country of origin</i>	22
8	Stok getah asli pada akhir bulan mengikut banci <i>Stocks of natural rubber held at the end of the month by census</i>	23
9	Pengeluaran dan stok lateks pekat <i>Production and stocks of Concentrated Latex</i>	23
10	Penggunaan domestik getah asli mengikut industri <i>Domestic consumption of natural rubber by industry</i>	24
11	Harga purata bulanan bagi getah asli <i>Average monthly price of natural rubber</i>	25
12	Guna tenaga dan gaji & upah dibayar mengikut kategori pekerja di estet getah <i>Employment and salaries & wages paid in rubber estates by category of workers</i>	26
13	Produktiviti pengeluaran dan penoreh bagi estet getah <i>Productivity of production and tappers in rubber estates</i>	27
14	Pengeluaran, keluasan ditoreh dan purata bilangan hari menoreh bagi estet getah mengikut negeri <i>Production, tapped area and average number of tapping days in rubber estates by states</i>	28

KALENDAR AWALAN KELUARAN 2022/2023

ADVANCE RELEASE CALENDAR 2022/2023

Tarikh Keluaran
Release Date

• 13.01.2023

November
November 2022

Tarikh Keluaran
Release Date

• 7.02.2023

Disember
December 2022

Tarikh Keluaran
Release Date

• 14.03.2023

Januari
January 2023

Tarikh Keluaran
Release Date

• 12.04.2023

Februari
February 2023

Tarikh Keluaran
Release Date

• 9.05.2023

Mac
March 2023

Tarikh Keluaran
Release Date

• 8.06.2023

April
April 2023

Tarikh Keluaran
Release Date

• 10.07.2023

Mei
May 2023

Tarikh Keluaran
Release Date

• 8.08.2023

Jun
June 2023

Tarikh Keluaran
Release Date

• 8.09.2023

Julai
July 2023

Tarikh Keluaran
Release Date

• 10.10.2023

Ogos
August 2023

Tarikh Keluaran
Release Date

• 9.11.2023

September
September 2023

Tarikh Keluaran
Release Date

• 8.12.2023

Oktober
October 2023



INFOGRAFIK
INFOGRAPHICS

Muka surat ini sengaja dibiarkan kosong
This page is deliberately left blank



PERANGKAAAN GETAH BULANAN JULAI 2023

PENGELUARAN GETAH ASLI

29,867 tan metrik



Jun 2023

28,533 tan metrik



JULAI 2023^P

	Mei 2023	Jun 2023	Julai 2023
MoM	▲ 2.8%	▲ 23.8%	▼ -4.5%
YoY	▲ 15.7%	▼ -3.9%	▼ -24.6%

PENGGUNAAN DOMESTIK

JULAI 2023^P : 27,101 tan metrik ▲ 7.6%
Jun 2023 : 25,183 tan metrik



Sarung Tangan Getah

JULAI 2023^P : 18,195 tan metrik
Jun 2023 : 17,765 tan metrik



Tayar & Tiub

JULAI 2023^P : 3,216 tan metrik
Jun 2023 : 2,140 tan metrik



Benang Getah

JULAI 2023^P : 2,055 tan metrik
Jun 2023 : 2,344 tan metrik



Lain-lain

JULAI 2023^P : 3,635 tan metrik
Jun 2023 : 2,933 tan metrik

IMPORT

JULAI 2023^P : 55,582 tan metrik ▲ 22.4%
Jun 2023 : 45,413 tan metrik

Negara Utama



Thailand
42.5%



Filipina
12.7%



Myanmar
1.4%

EKSPORT

JULAI 2023^P : 51,785 tan metrik ▲ 6.0%
Jun 2023 : 48,848 tan metrik

Negara Utama



P.R. China
42.8%



Jerman
9.5%



Pakistan
4.4%

PURATA HARGA (sen/kg)



G.M.M 20

JULAI 2023: 594.43 ▼ 2.3%
Jun 2023: 608.38




Lateks Pekat

JULAI 2023: 490.18 ▼ 1.5%
Jun 2023: 497.70

STOK

JULAI 2023^P : 143,840 tan metrik ▼ 9.9%
Jun 2023 : 159,718 tan metrik



Nota : MoM = Bulan ke bulan

YoY = Tahun ke tahun

P = Awalan

Sumber: Perangkaan Getah Bulanan Julai 2023, Jabatan Perangkaan Malaysia (DOSM)



MONTHLY RUBBER STATISTICS JULY 2023

PRODUCTION of NATURAL RUBBER

29,867 tonnes



June 2023

28,533 tonnes



JULY 2023^P

	May 2023	June 2023	July 2023
MoM	▲ 2.8%	▲ 23.8%	▼ -4.5%
YoY	▲ 15.7%	▼ -3.9%	▼ -24.6%

DOMESTIC CONSUMPTION

JULY 2023^P: 27,101 tonnes
June 2023 : 25,183 tonnes

▲ 7.6%



Rubber Gloves

JULY 2023^P: 18,195 tonnes
June 2023 : 17,765 tonnes



Tyres & Tube

JULY 2023^P: 3,216 tonnes
June 2023 : 2,140 tonnes



Rubber Thread

JULY 2023^P: 2,055 tonnes
June 2023 : 2,344 tonnes



Others

JULY 2023^P: 3,635 tonnes
June 2023 : 2,933 tonnes

IMPORTS

JULY 2023^P: 55,582 tonnes
June 2023 : 45,413 tonnes

▲ 22.4%

Main countries



Thailand
42.5%



Philippines
12.7%



Myanmar
1.4%

EXPORTS

JULY 2023^P: 51,785 tonnes
June 2023 : 48,848 tonnes

▲ 6.0%

Main countries



P.R. China
42.8%



Germany
9.5%



Pakistan
4.4%

AVERAGE PRICE (sen/kg)



S.M.R 20

JULY 2023: 594.43
June 2023: 608.38

▼ 2.3%



Concentrated Latex

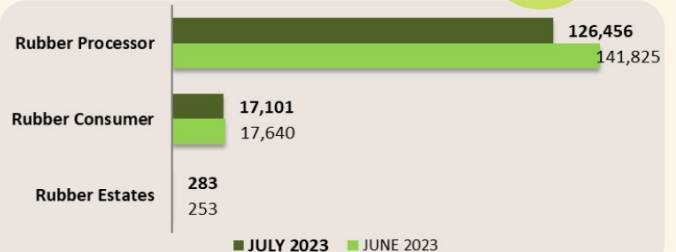
JULY 2023: 490.18
June 2023: 497.70

▼ 1.5%

STOCKS


JULY 2023^P: 143,840 tonnes
June 2023 : 159,718 tonnes

▼ 9.9%



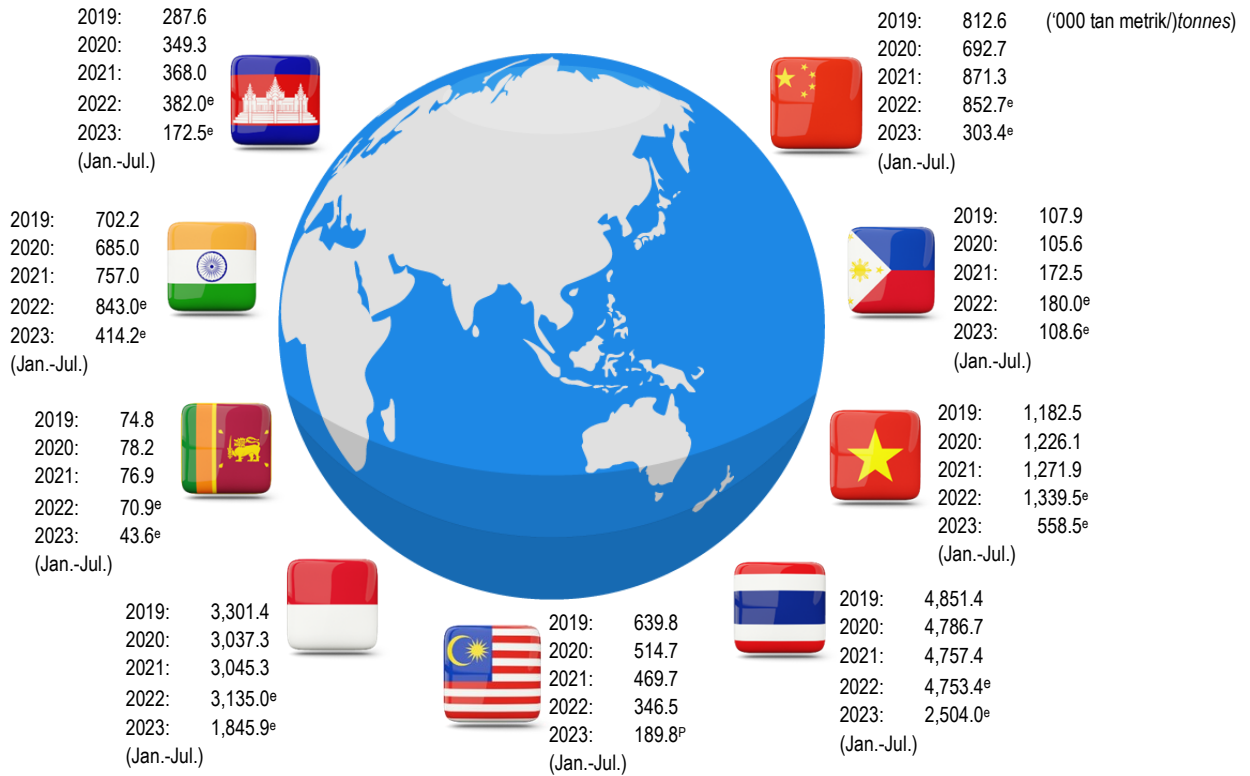
Note: MoM = Month on Month YoY = Year on Year P = Preliminary

Source: Monthly Rubber Statistics July 2023, Department of Statistics Malaysia (DOSM)



NEGARA PENGELUAR GETAH ASLI
*PRODUCING COUNTRIES OF
NATURAL RUBBER*

PENGELUARAN GETAH ASLI MENGIKUT NEGARA PENGELUAR*, 2019-2023 PRODUCTION OF NATURAL RUBBER BY PRODUCING COUNTRIES*, 2019-2023



Nota/Notes:

* Association of Natural Rubber Producing Countries (ANRPC)

P: Awalan/Provisional

^e: Anggaran / Estimate

Sumber: Kementerian Perusahaan Perladangan dan Komoditi

Source: Ministry of Plantation Industries and Commodities

PERANGKAPAN GETAH MENGIKUT NEGARA PENGELUAR*, JULAI 2023 RUBBER STATISTICS BY PRODUCING COUNTRIES*, JULY 2023

		('000 tan metrik/tonnes)		
Negara Country	Pengeluaran Production	Penggunaan Consumption	Eksport Export	
Cambodia	32.0 ^e	-	31.8 ^e	
P.R.China	110.0 ^e	563.0 ^e	4.8 ^e	
India	61.2 ^e	119.4 ^e	0.2 ^e	
Indonesia	267.2 ^e	53.9 ^e	200.0 ^e	
Malaysia	28.5 ^P	27.1 ^P	51.8 ^P	
Philippines	18.5 ^e	2.0 ^e	13.4 ^e	
Sri Lanka	6.5 ^e	11.3 ^e	1.2 ^e	
Thailand	401.7 ^e	80.8 ^e	332.6 ^e	
Viet Nam	145.0 ^e	45.0 ^e	195.0 ^e	

Nota/Notes:

* Association of Natural Rubber Producing Countries (ANRPC)

P: Awalan / Provisional

^e: Anggaran / Estimate

Sumber: Kementerian Perusahaan Perladangan dan Komoditi

Source: Ministry of Plantation Industries and Commodities

Muka surat ini sengaja dibiarkan kosong
This page is deliberately left blank

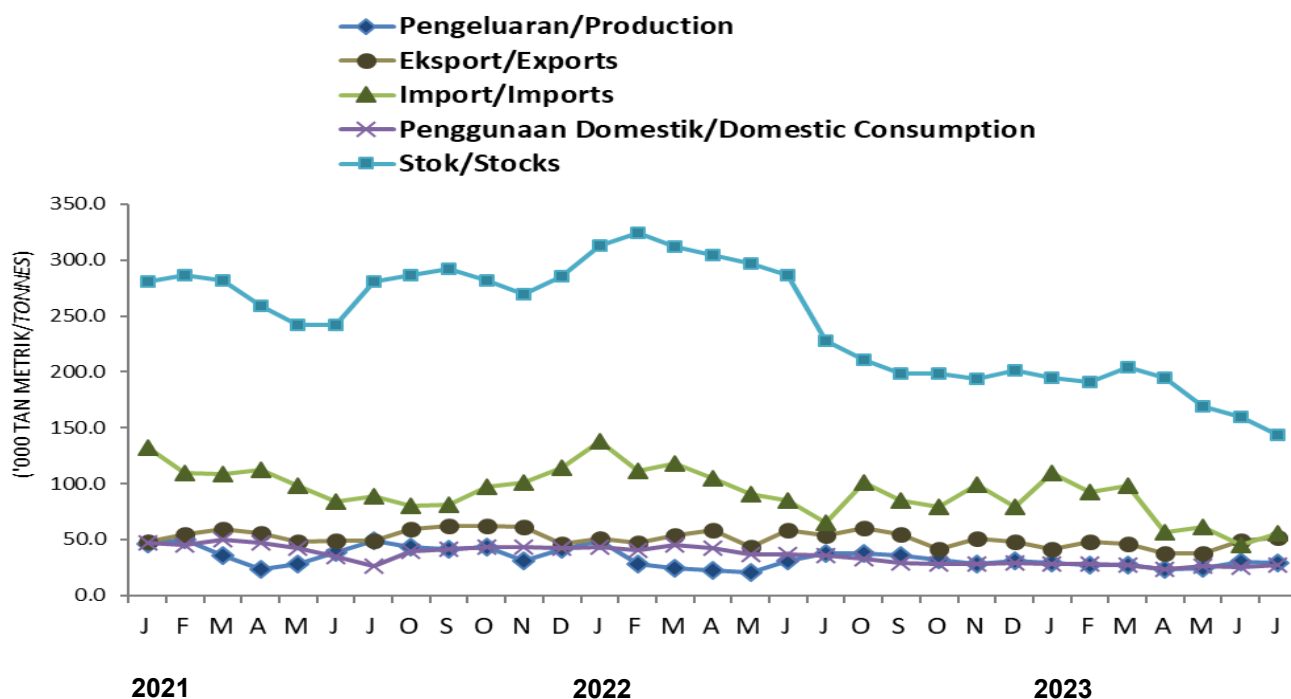


PERANGKAAAN UTAMA GETAH
PRINCIPAL STATISTICS OF RUBBER

PERANGKAAAN UTAMA GETAH, MALAYSIA, JULAI 2023
PRINCIPAL STATISTICS OF RUBBER, MALAYSIA, JULY 2023

Perangkaan Utama Principal Statistics	Julai July 2022	Jun June 2023	Julai July 2023	Perubahan bulan ke bulan Julai 2023/Jun 2023 Change month-on-month July 2023/June 2023 (%)	Perubahan tahun ke tahun Julai 2023/Julai 2022 Change year-on-year July 2023/July 2022 (%)
Pengeluaran / Production (tan metrik / tonnes)	37,843	29,867	28,533	▼ -4.5	▼ -24.6
Eksport / Exports (tan metrik / tonnes)	53,752	48,848	51,785	▲ 6.0	▼ -3.7
Import / Imports (tan metrik / tonnes)	64,909	45,413	55,582	▲ 22.4	▼ -14.4
Penggunaan domestik Domestic consumption (tan metrik / tonnes)	35,275	25,183	27,101	▲ 7.6	▼ -23.2
Stok akhir / Closing stocks (tan metrik / tonnes)	228,039	159,718	143,840	▼ -9.9	▼ -36.9
Bil. pekerja bergaji (estet) Number of paid workers (estate)	8,441	10,318	10,206	▼ -1.1	▲ 20.9
Gaji & upah (RM'000) (estet) Salaries & wages (RM'000) (estate)	16,545	18,585	20,393	▲ 9.7	▲ 23.3

**PENGELUARAN, EKSPORT, IMPORT, PENGGUNAAN DOMESTIK DAN
STOK BULANAN BAGI GETAH ASLI 2021-2023**
**MONTHLY PRODUCTION, EXPORTS, IMPORTS, DOMESTIC CONSUMPTION AND
STOCK OF NATURAL RUBBER 2021-2023**



Muka surat ini sengaja dibiarkan kosong
This page is deliberately left blank



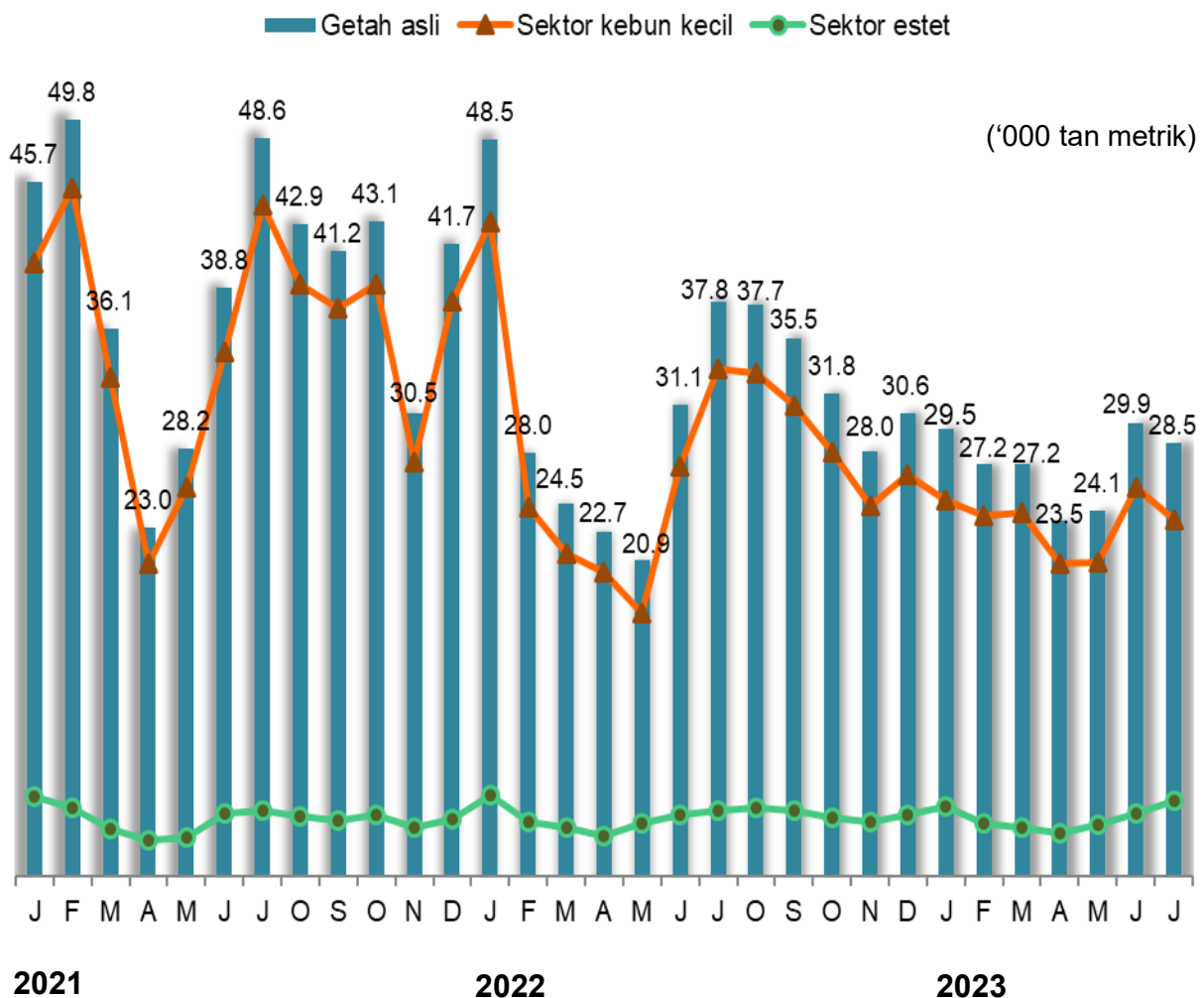
RINGKASAN PENEMUAN
SUMMARY OF FINDINGS

PERANGKAAAN GETAH BULANAN MALAYSIA, JULAI 2023[#]

1. PENGELUARAN

Pengeluaran getah asli Malaysia pada Julai 2023 berjumlah 28,533 tan metrik, menurun sebanyak 24.6 peratus berbanding 37,843 tan metrik pada Julai 2022 dan menunjukkan penurunan sebanyak 4.5 peratus dari bulan sebelumnya. Sektor kebun kecil merupakan penyumbang utama pengeluaran getah asli iaitu 82.5 peratus. Pengeluaran sektor kebun kecil menurun sebanyak 29.7 peratus manakala pengeluaran di estet pula meningkat 14.5 peratus berbanding Julai 2022.

Carta 1: Pengeluaran getah bulanan di estet dan kebun kecil



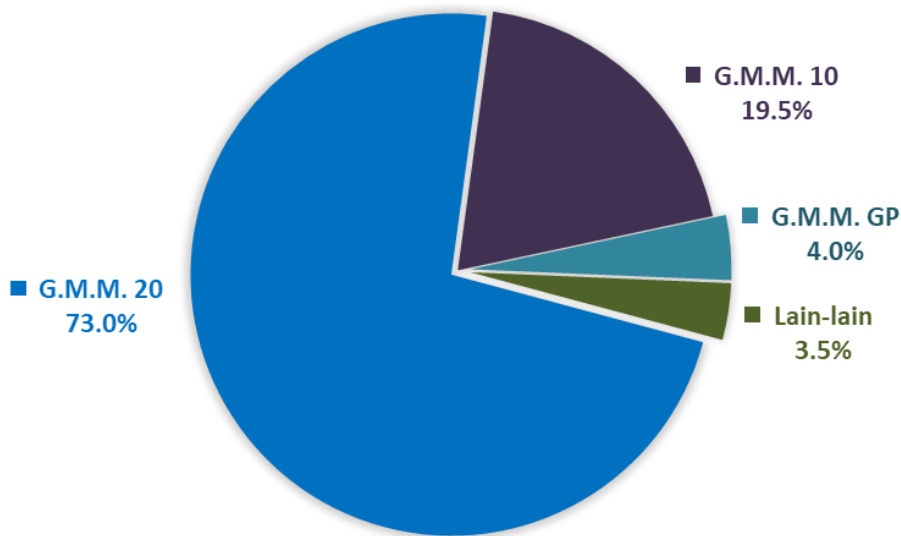
Nota #:

- Laporan ini boleh diperolehi daripada portal Jabatan Perangkaan Malaysia (<https://www.dosm.gov.my>) di bawah ruangan: **Siaran Terkini**.
- Data bagi bulan Julai 2023 merupakan data **awalan**. Data ini akan dikemas kini berdasarkan data terkini yang diperolehi dan akan diterbitkan dalam penerbitan Ogos 2023.

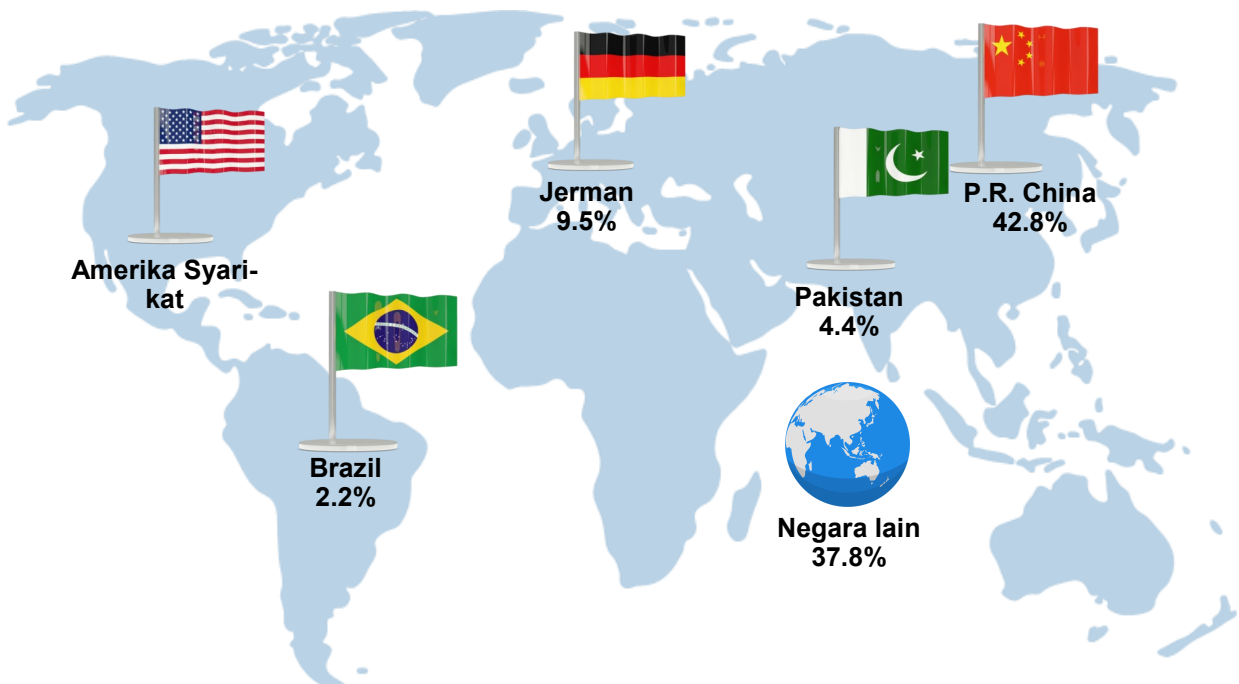
2. EKSPORT

Eksport getah asli pada Julai 2023 adalah 51,785 tan metrik, menurun 3.7 peratus dari 53,752 tan metrik pada bulan yang sama tahun sebelumnya namun menunjukkan peningkatan 6.0 peratus berbanding 48,848 tan metrik pada Jun 2023. Getah Mutu Malaysia (G.M.M.) menyumbang 97.5 peratus daripada jumlah eksport getah asli dimana G.M.M. 20 merupakan eksport tertinggi iaitu 36,861 tan metrik (73.0%) seperti di Carta 2.

Carta 2: Eksport Getah Mutu Malaysia (G.M.M) mengikut gred, Julai 2023



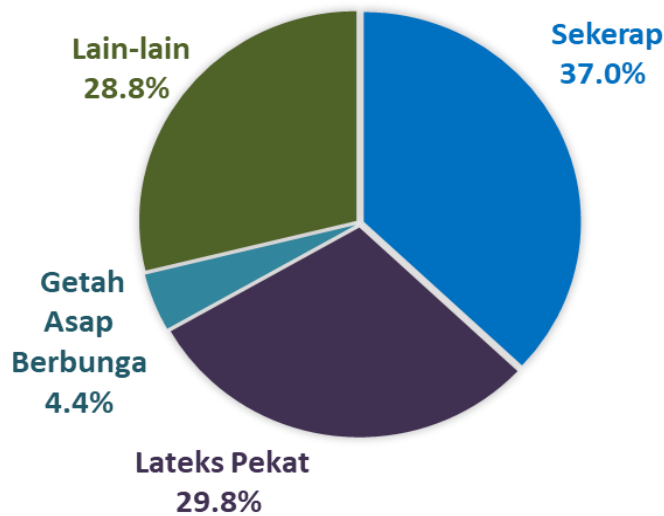
Carta 3: Destinasi utama eksport getah asli, Julai 2023



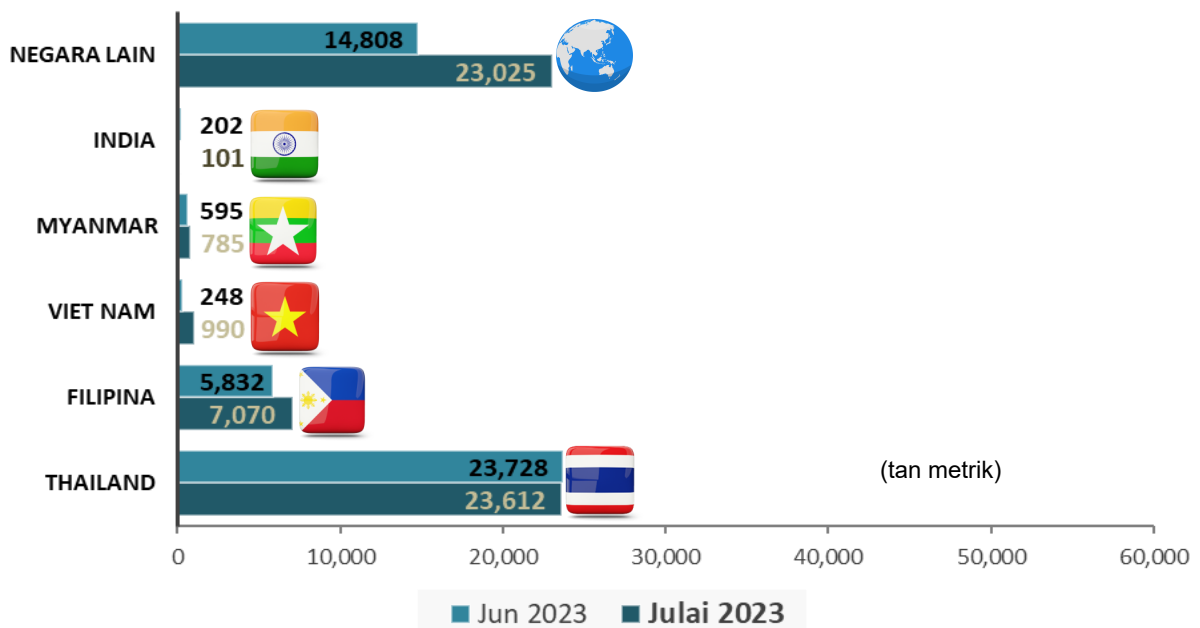
3. IMPORT

Import getah asli pada Julai 2023 adalah 55,582 tan metrik berbanding 64,909 tan metrik pada Julai 2022, menurun sebanyak 14.4 peratus. Perbandingan bulan ke bulan pula menunjukkan peningkatan sebanyak 22.4 peratus. Jenis getah asli utama yang diimport adalah Sekerap (20,569 tan metrik) dan Lateks Pekat (16,538 tan metrik). Getah asli diimport terutamanya dari Thailand berjumlah 23,612 tan metrik.

Carta 4: Import getah asli mengikut jenis, Julai 2023



Carta 5: Import getah asli dari negara utama, Julai 2023



4. PENGGUNAAN DOMESTIK

Penggunaan domestik getah asli pada Julai 2023 ialah 27,101 tan metrik, menurun 23.2 peratus berbanding 35,275 tan metrik pada Julai 2022. Perbandingan bulan ke bulan pula menunjukkan peningkatan 7.6 peratus berbanding 25,183 tan metrik pada bulan sebelumnya. Industri sarung tangan getah merupakan industri utama bagi penggunaan getah asli iaitu 18,195 tan metrik (67.1%).

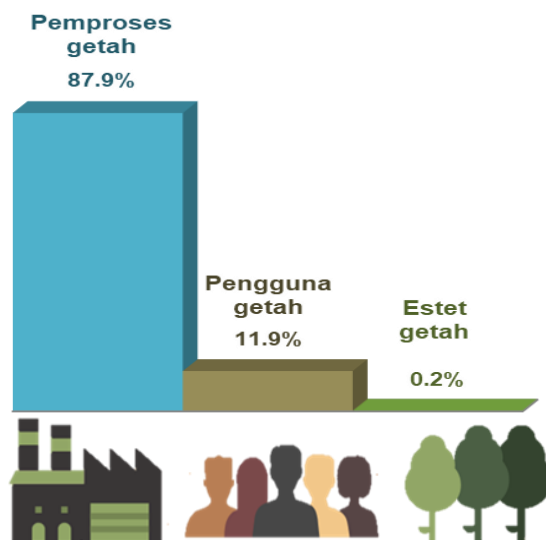
Carta 6: Penggunaan domestik getah asli mengikut produk, Julai 2023



5. STOK

Stok getah asli menurun 36.9 peratus pada Julai 2023 kepada 143,840 tan metrik berbanding 228,039 tan metrik yang dicatatkan pada Julai 2022. Perbandingan bulan ke bulan juga menunjukkan stok menurun sebanyak 9.9 peratus.

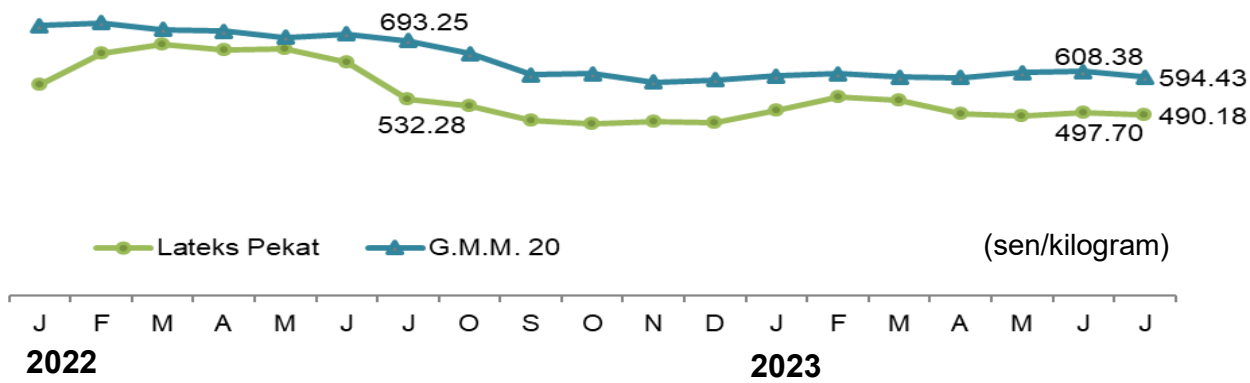
Carta 7: Stok getah asli pada akhir bulan Julai 2023



6. HARGA PURATA BULANAN SEKILOGRAM (Sebut Harga Pada Waktu Tengah Hari - "F.O.B.")

Harga purata bulanan G.M.M. 20 pada Julai 2023 adalah 594.43 sen sekilogram, menurun 14.3 peratus berbanding 693.25 sen sekilogram pada Julai 2022 dan menunjukkan penurunan 2.3 peratus berbanding 608.38 sen sekilogram pada bulan sebelumnya. Harga purata bulanan bagi Lateks Pekat pada Julai 2023 adalah 490.18 sen sekilogram, menurun 7.9 peratus dari 532.28 sen sekilogram pada bulan yang sama tahun lalu serta turut mencatatkan penurunan 1.5 peratus berbanding 497.70 sen sekilogram pada Jun 2023.

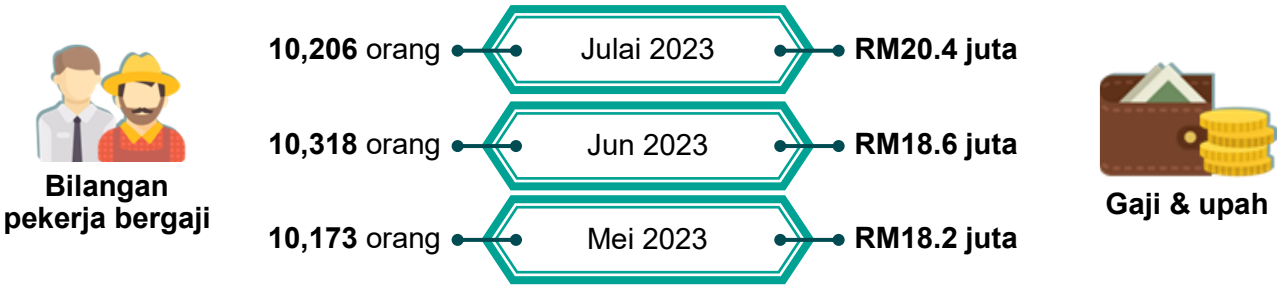
Carta 8: Harga purata bulanan (sebut harga pada waktu tengah hari "F.O.B") bagi G.M.M. 20 dan Lateks Pekat



7. GUNA TENAGA DI ESTET

Seramai 10,206 pekerja bergaji direkodkan pada akhir Julai 2023 dengan peningkatan sebanyak 20.9 peratus dari Julai 2022 dan menurun 1.1 peratus (10,318 pekerja bergaji) berbanding bulan sebelumnya. Gaji & upah meningkat 23.3 peratus kepada RM20.4 juta dari RM16.5 juta pada Julai 2022, manakala perbandingan bulan ke bulan pula menunjukkan trend yang sama iaitu peningkatan sebanyak 9.7 peratus.

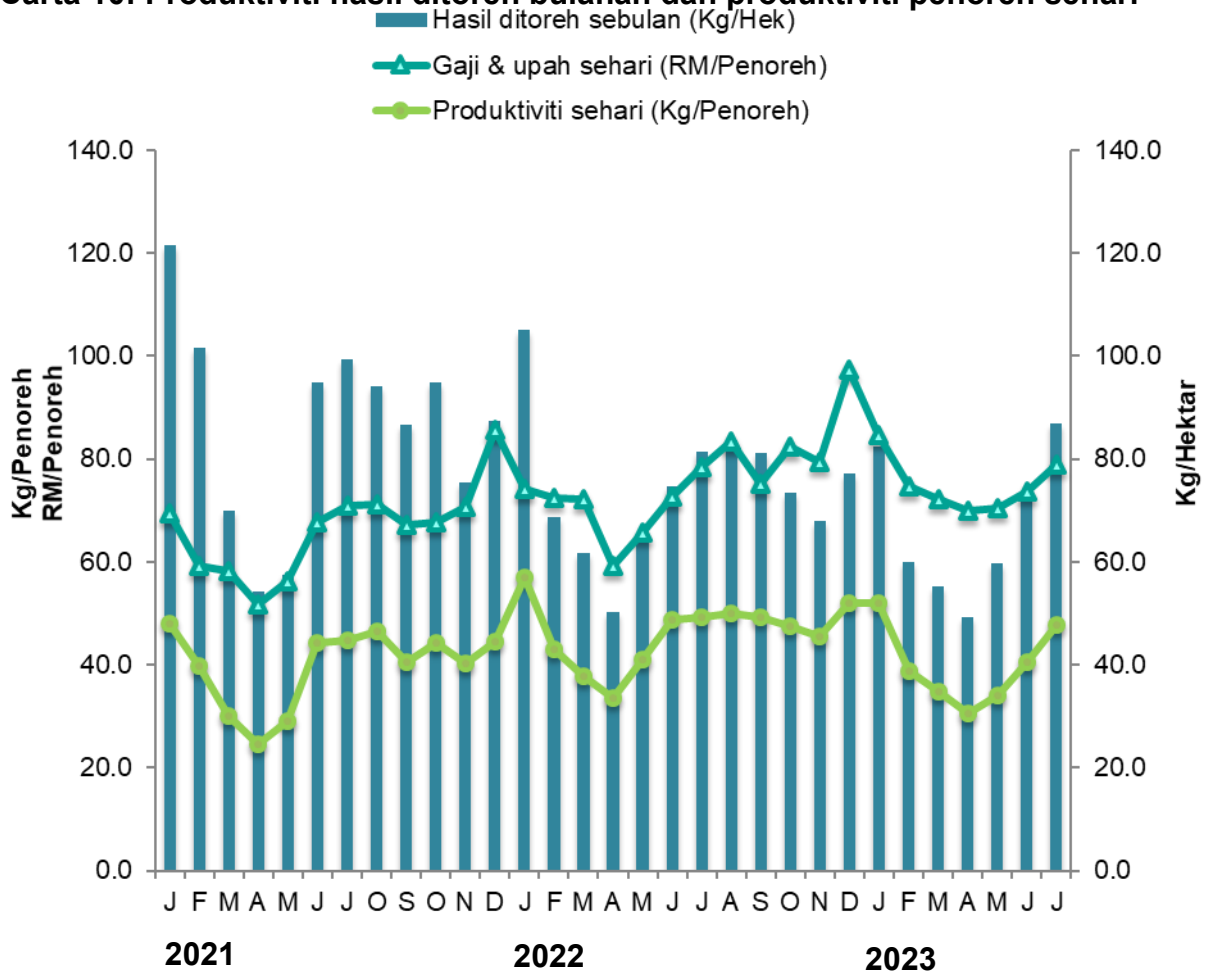
Carta 9: Bilangan pekerja dan jumlah gaji & upah, Julai 2023



8. PRODUKTIVITI DI ESTET

Produktiviti pengeluaran getah asli di estet adalah 86.8 kilogram sehektar pada Julai 2023, meningkat sebanyak 6.6 peratus berbanding Julai 2022. Perbandingan bulan ke bulan juga menunjukkan produktiviti meningkat sebanyak 19.4 peratus dari 72.7 kilogram sehektar.

Carta 10: Produktiviti hasil ditoreh bulanan dan produktiviti penoreh sehari

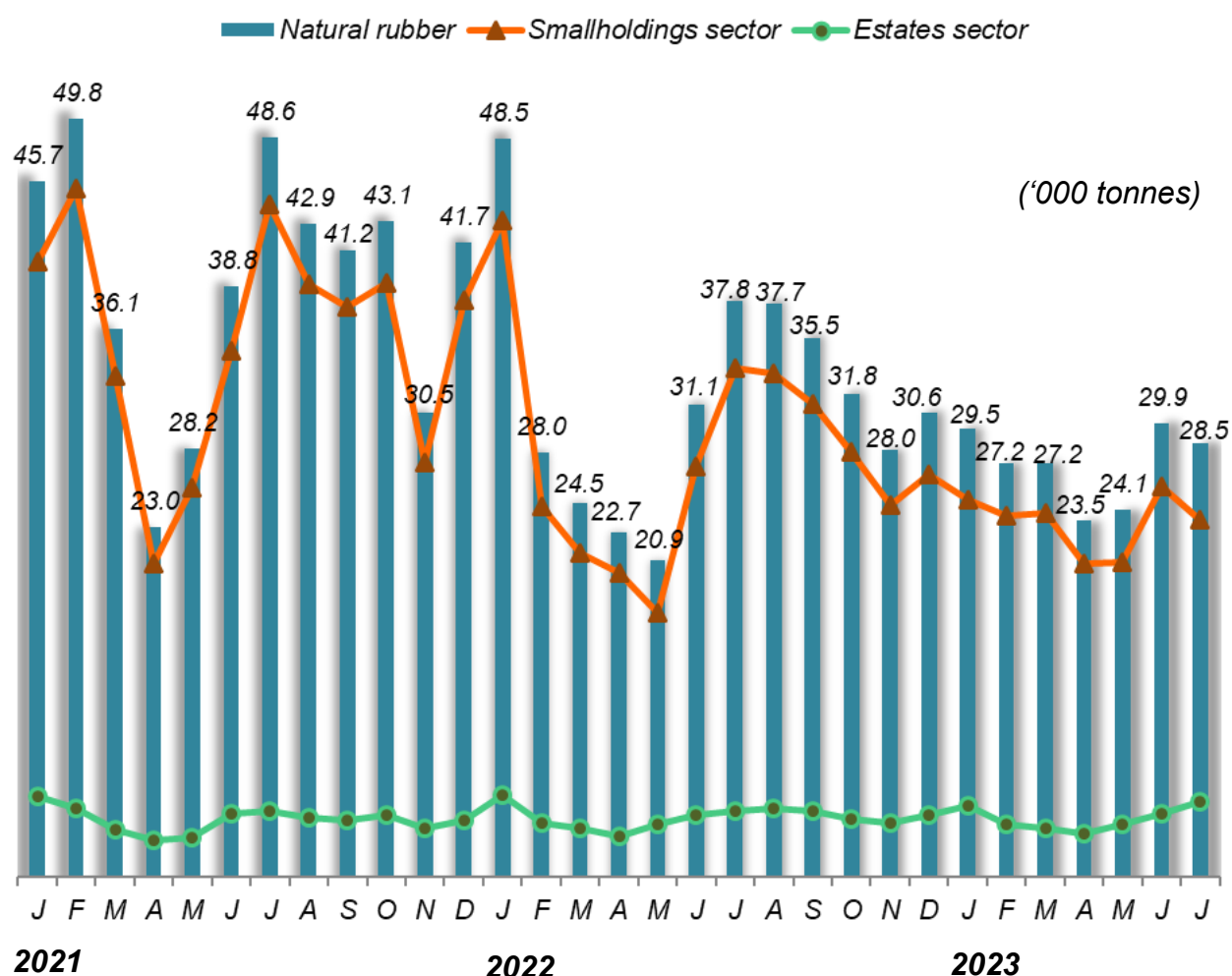


MONTHLY RUBBER STATISTICS MALAYSIA, JULY 2023[#]

1. PRODUCTION

Malaysia's natural rubber production in July 2023 amounted 28,533 tonnes, decreased 24.6 per cent as compared to 37,843 tonnes in July 2022 and showed a decrease of 4.5 per cent from last month. Smallholdings sector was the main contributor to the natural rubber production of 82.5 per cent. Production of smallholdings decreased by 29.7 per cent meanwhile estate sector also showed an increase of 14.5 per cent as compared to July 2022.

Chart 1: Monthly rubber production in the estates and smallholdings



Notes #:

1. This report can be accessed through the portal of the Department of Statistics, Malaysia (<https://www.dosm.gov.my>) under the section: **Latest Releases**.
2. Data for July 2023 is **provisional**. The data will be updated based on the latest available figures and subsequently published in the August 2023 publication.

2. EXPORTS

Exports of natural rubber in July 2023 was 51,785 tonnes, decreased by 3.7 per cent from 53,752 tonnes in the same month last year but increased by 6.0 per cent as compared to 48,848 tonnes in June 2023. Standard Malaysian Rubber (S.M.R.) contributed 97.5 per cent of the total natural rubber exports where S.M.R. 20 was the highest exports of 36,861 tonnes (73.0%) as shown in Chart 2.

Chart 2: Exports of Standard Malaysian Rubber (S.M.R.) by grade, July 2023

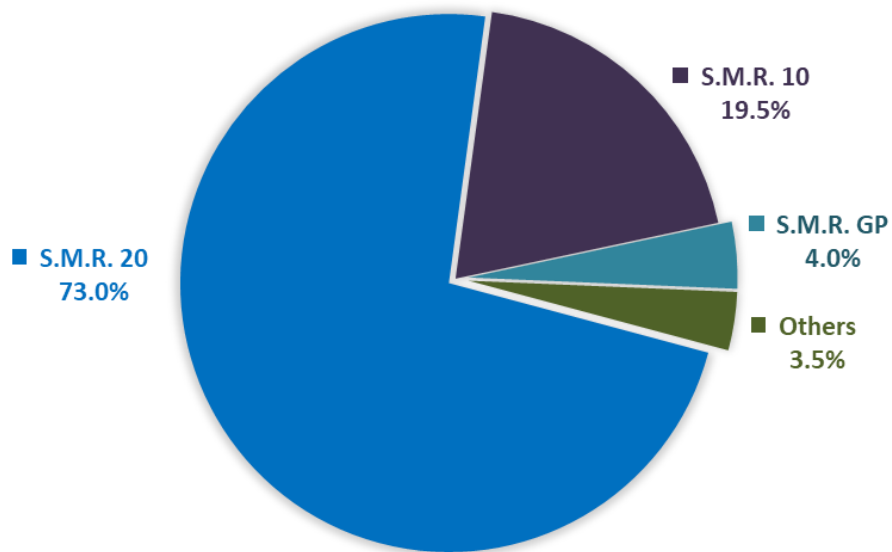
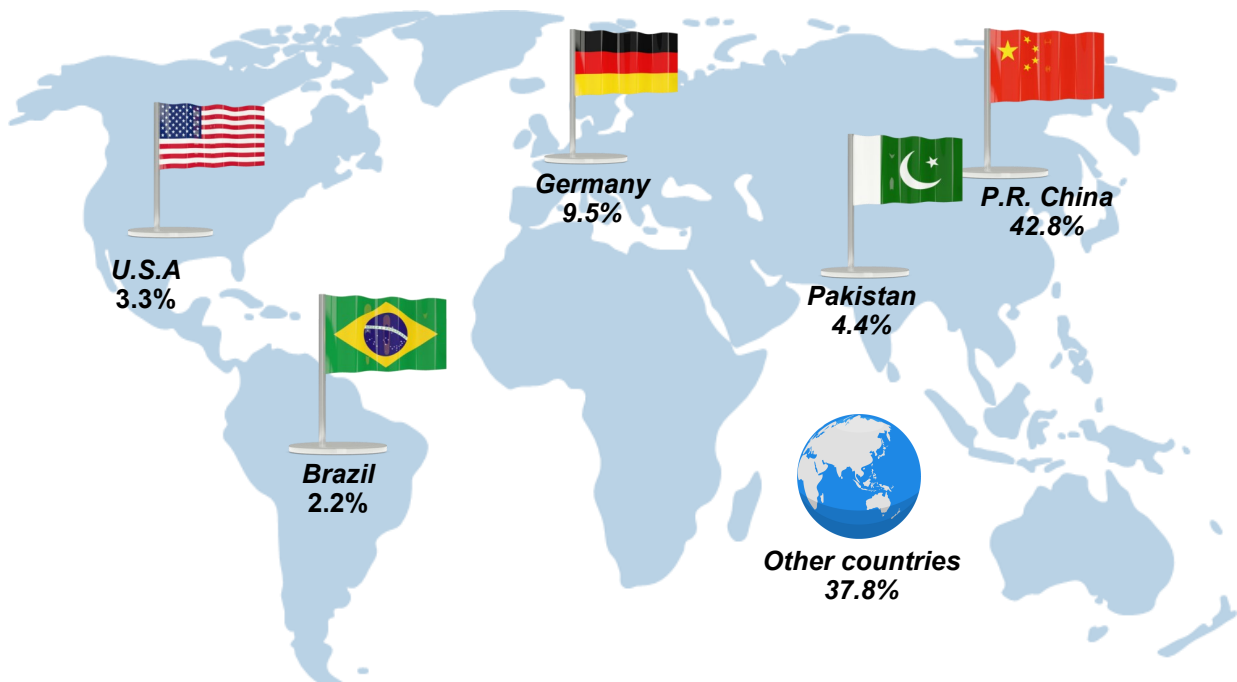


Chart 3: Main destinations of natural rubber exports, July 2023



3. IMPORTS

Imports of natural rubber in July 2023 was 55,582 tonnes as compared to 64,909 tonnes in July 2022, decreased by 14.4 per cent. Month-on-month comparison showed an increase of 22.4 per cent. The main types of imported natural rubber were Scrap (20,569 tonnes) and Latex Concentrate (16,538 tonnes). Natural rubber mainly imported from Thailand amounted of 23,612 tonnes.

Chart 4: Imports of natural rubber by types, July 2023

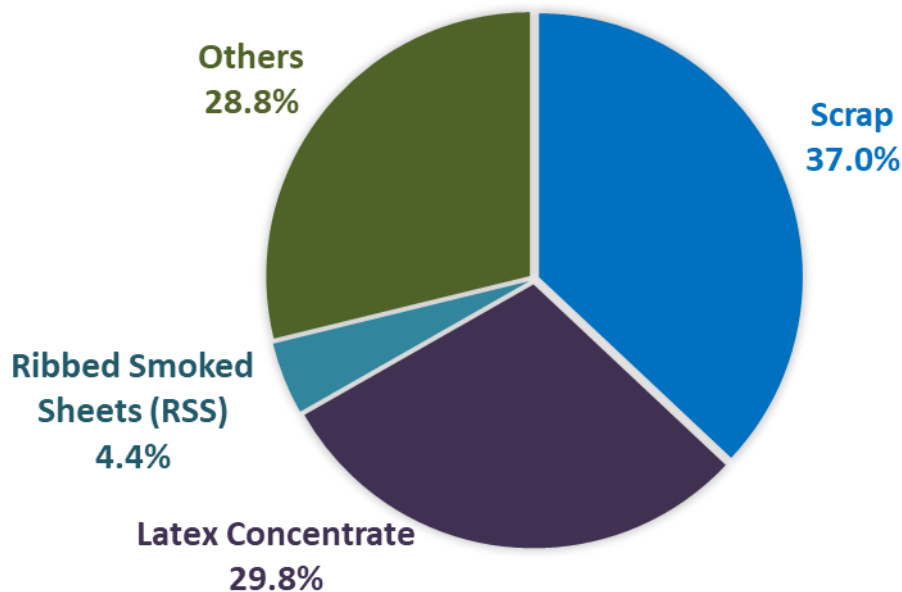
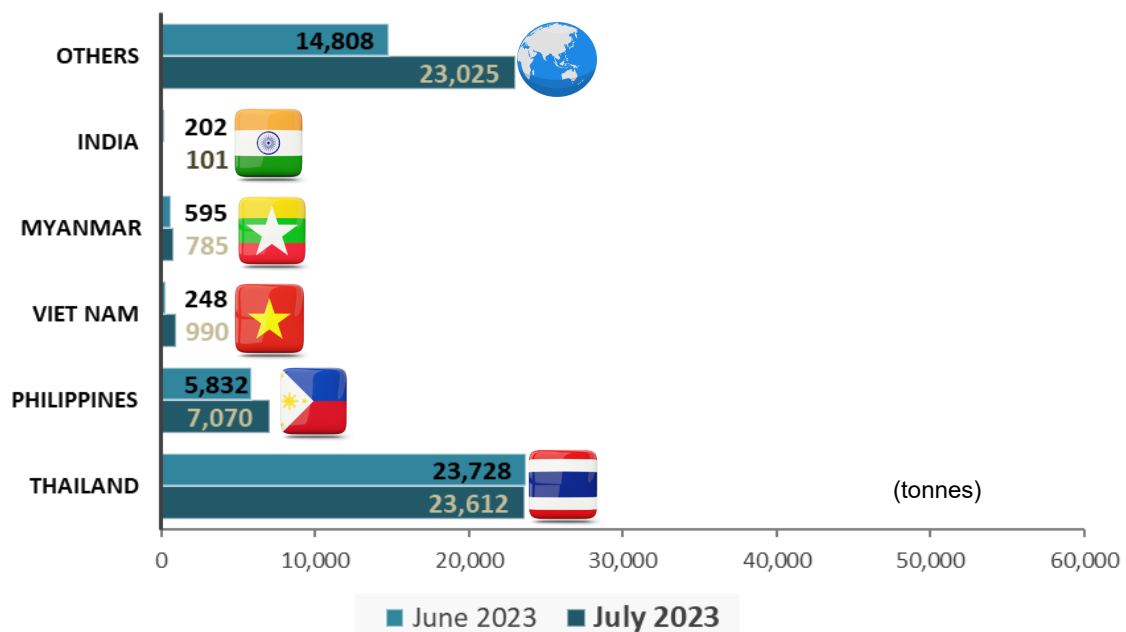


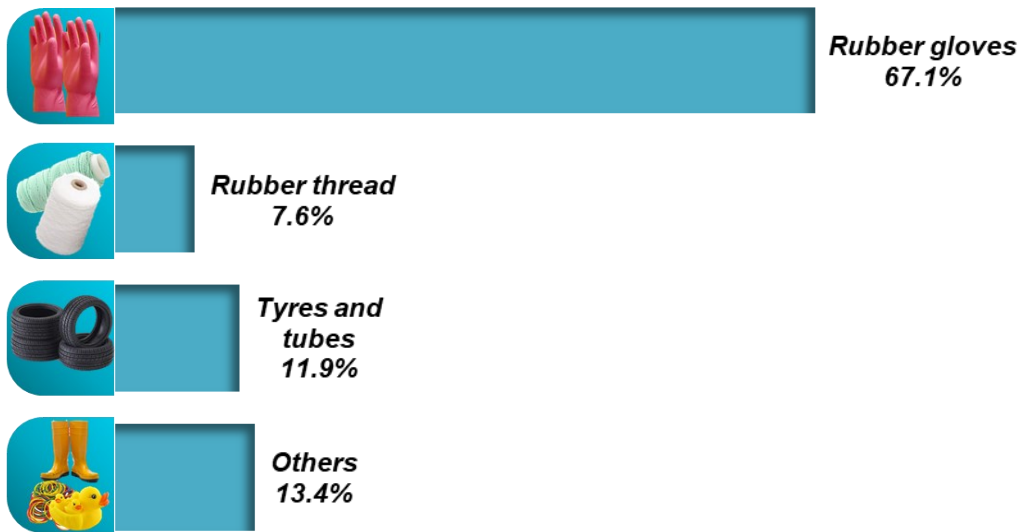
Chart 5: Imports of natural rubber from major countries, July 2023



4. DOMESTIC CONSUMPTION

Domestic consumption of natural rubber in July 2023 was 27,101 tonnes, decreased by 23.2 per cent against 35,275 tonnes in July 2022. Month-on-month comparison showed an increased of 7.6 per cent from 25,183 tonnes in the last month. Rubber glove industry was the main industry for the use of natural rubber at 18,195 tonnes (67.1%).

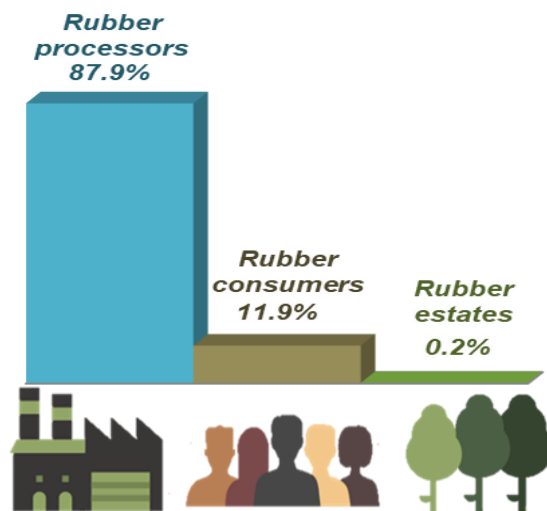
Chart 6: Domestic consumption of natural rubber by product, July 2023



5. STOCKS

Stocks of natural rubber decreased 36.9 per cent at the end of July 2023 to 143,840 tonnes against 228,039 tonnes as recorded in July 2022. Month-on-month comparison also showed the stocks decreased by 9.9 per cent.

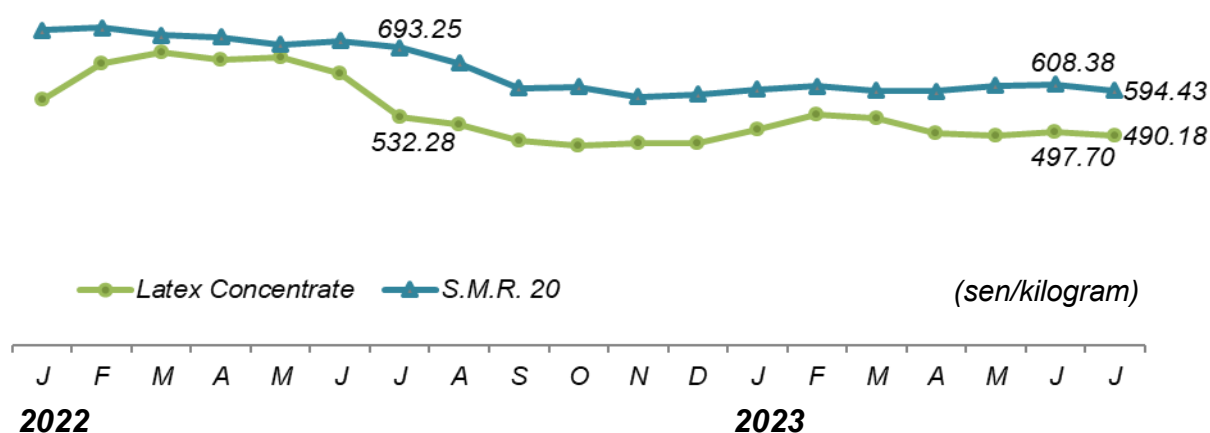
Chart 7: Stocks of natural rubber at the end of July 2023



6. AVERAGE MONTHLY PRICE PER KILOGRAM (Noon Quotations - F.O.B.)

Average monthly price of S.M.R. 20 in July 2023 was 594.43 sen per kilogram, decreased 14.3 per cent against 693.25 sen per kilogram in July 2022 and showed a decreased of 2.3 per cent from 608.38 sen per kilogram a month before. The average monthly price of Latex Concentrate in July 2023 was 490.18 sen per kilogram, decreased by 7.9 per cent from 532.28 sen per kilogram in the same month last year and also showed a decreased of 1.5 per cent as compared to 497.70 sen per kilogram in June 2023.

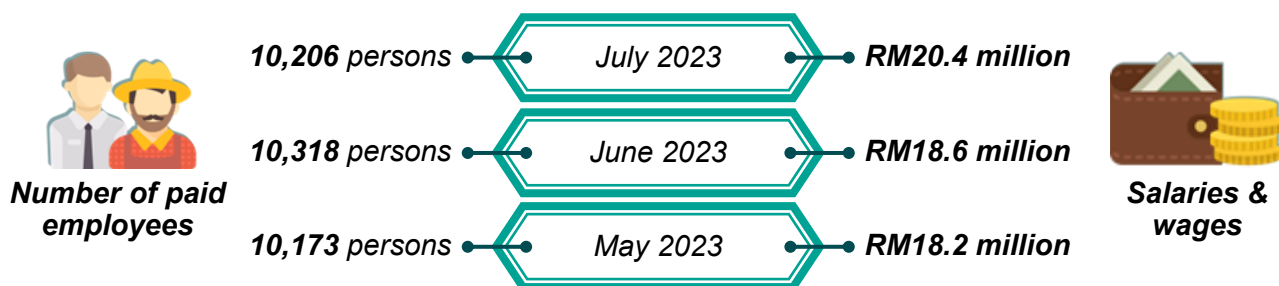
Chart 8: Average monthly price (noon quotations - F.O.B.) of S.M.R. 20 and Latex



7. EMPLOYMENT IN ESTATES

A total of 10,206 paid employees recorded at the end of July 2023 with an increase of 20.9 per cent from July 2022 but showed a decreased of 1.1 per cent (10,318 paid employees) in the previous month. The salaries & wages increased by 23.3 per cent to RM20.4 million against RM16.5 million in July 2022 and month-on-month comparison showed a similar trend an increase of 9.7 per cent.

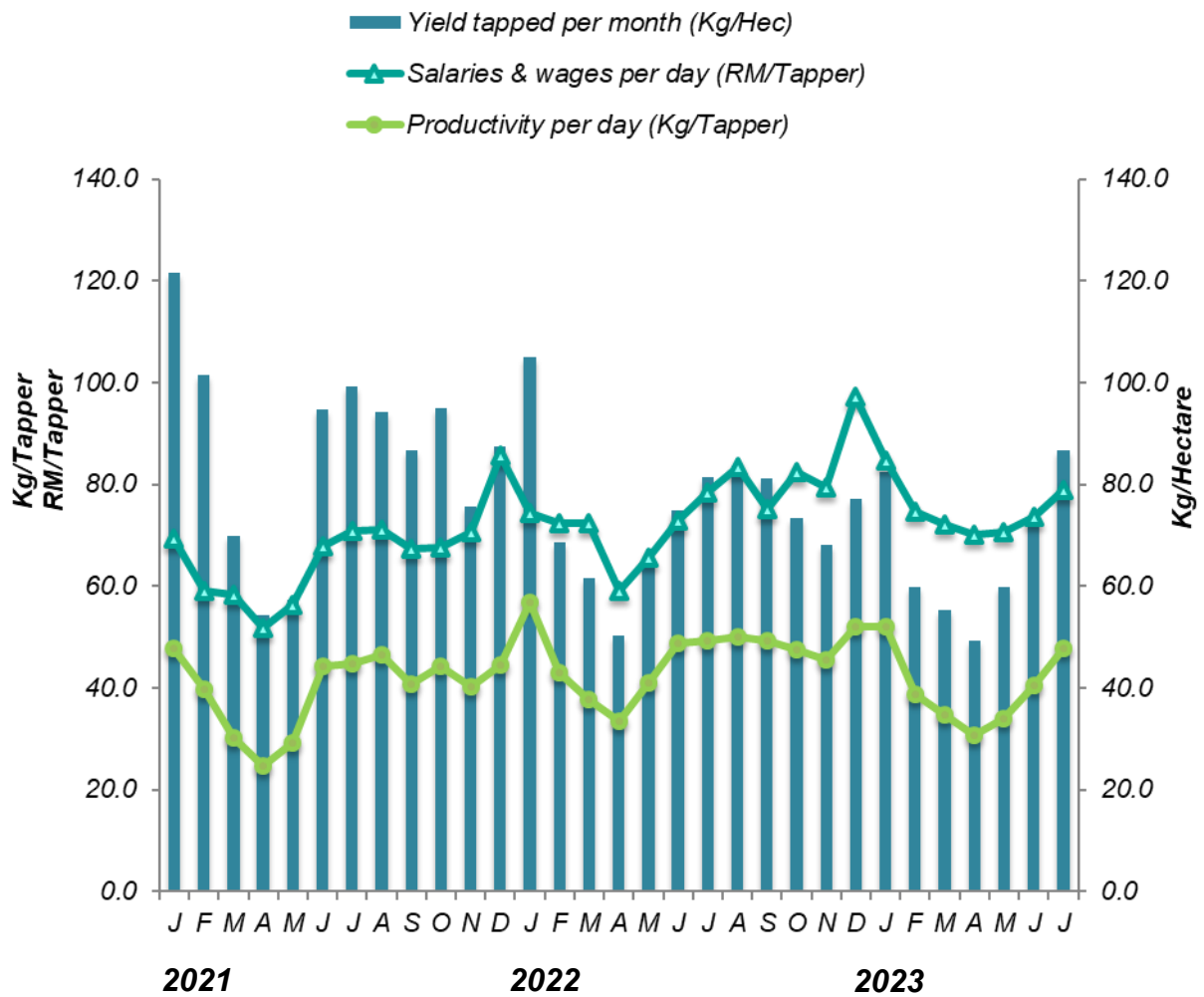
Chart 9: Number of paid employees and salaries & wages, July 2023



8. PRODUCTIVITY OF ESTATES

Productivity of natural rubber production in the estates was 86.8 kilogram per hectare in July 2023, increased by 6.6 per cent as compared to July 2022. Month-on-month comparison showed the productivity increased by 19.4 per cent from 72.7 kilogram per hectare.

Chart 10: Monthly productivity of yield tapped and daily productivity of tappers





JADUAL STATISTIK
STATISTICAL TABLES

JADUAL 1 : PENAWARAN DAN PERMINTAAN GETAH ASLI
Table 1 : Supply and Demand of Natural Rubber

 Tan metrik **K.G.K.**
 Tonnes *D.R.C.*

Tempoh <i>Period</i>	Penawaran <i>Supply</i>					Permintaan <i>Demand</i>				
	Stok pada awal tempoh <i>Stocks at the beginning of period</i>	Import * <i>Imports</i>	Pengeluaran <i>Production</i>			Jumlah Penawaran Total <i>Total Supply</i>	Eksport * <i>Exports</i>	Penggunaan Domestik <i>Domestic Consumption</i>	Stok pada akhir tempoh <i>Stocks at the end of period</i>	Jumlah Permintaan Total <i>Total Demand</i>
			Estet <i>Estates</i>	Kebun Kecil** <i>Smallholdings</i>	Jumlah Pengeluaran Total <i>Total Production</i>					
2022 ^f	285,245	1,164,883	47,387	329,660	377,047	1,827,174	621,324	426,594	201,360	1,249,278
2021	249,551	1,207,301	45,347	424,322	469,669	1,926,521	653,245	501,961	285,245	1,440,451
2020	244,930	1,221,893	56,421	458,281	514,702	1,981,525	565,165	518,732	249,551	1,333,448
2019	174,004	1,082,700	61,227	578,603	639,830	1,896,534	631,304	515,466	244,930	1,391,700
2023 Jan.-Jul. ^P	201,360	518,323	26,927	162,907	189,834	909,516	310,473	184,655	143,840	638,968
2022 Jan.-Jul.	285,245	721,407	26,904	186,619	213,522	1,220,174	366,100	279,031	228,039	873,170
2023 Jul. ^P	159,718	55,582	5,005	23,528	28,533	243,833	51,785	27,101	143,840	222,726
Jun	168,806	45,413	4,208	25,659	29,867	244,087	48,848	25,183	159,718	233,749
Mei	194,464	60,823	3,437	20,689	24,126	279,413	37,062	26,106	168,806	231,975
2022 Jul.	286,591	64,909	4,372	33,471	37,843	389,344	53,752	35,275	228,039	317,066
Jun	296,883	85,011	4,071	27,012	31,083	412,977	58,685	36,316	286,591	381,592
Mei	304,839	92,384	3,513	17,344	20,857	418,080	43,194	36,985	296,883	377,062

 Nota/Notes : ^P Awalan / Provisional ^r Pindaan / Revised

K.G.K/D.R.C - Kandungan Getah Kering/Dry Rubber Content

* Import dan Eksport - data hanya meliputi kod getah asli di bawah HS4001.10.000 hingga HS4001.29.999
Imports and Exports -the data only covers natural rubber codes under HS4001.10.000 to HS4001.29.999

** Termasuk kebun kecil Lembaga Kemajuan Tanah Persekutuan (FELDA)
Includes Federal Land Development Authority (FELDA) smallholdings

JADUAL 2 : PENGELUARAN GETAH ASLI MENGIKUT HAK MILIK
Table 2 : Production of Natural Rubber by Ownership
Tan metrik K.G.K.
Tonnes D.R.C.

Tempoh Period	Estet Estate			Kebun Kecil* Smallholding	Jumlah Pengeluaran Total Production
	Residen Malaysia Malaysian Residents	Bukan Residen Malaysia dan Hak Milik Bersama Non-Malaysian Residents and Joint Ownership	Jumlah Total		
2022	44,635	2,752	47,387	329,660	377,047
2021	41,895	3,452	45,347	424,322	469,669
2020	52,654	3,767	56,421	458,281	514,702
2019	58,247	2,980	61,227	578,603	639,830
2023 Jan.-Jul. ^P	25,957	970	26,927	162,907	189,834
2022 Jan.-Jul.	25,617	1,287	26,904	186,619	213,522
2023 Jul. ^P	4,787	218	5,005	23,528	28,533
Jun	4,099	109	4,208	25,659	29,867
Mei	3,339	99	3,437	20,689	24,126
2022 Jul.	4,131	241	4,372	33,471	37,843
Jun	3,957	115	4,071	27,012	31,083
Mei	3,495	17	3,513	17,344	20,857

Nota/Notes : ^P *Awalan / Provisional*
K.G.K / D.R.C - Kandungan Getah Kering / Dry Rubber Content
*** Termasuk kebun kecil Lembaga Kemajuan Tanah Persekutuan (FELDA)**
Includes Federal Land Development Authority (FELDA) smallholdings

JADUAL 3 : EKSPORT GETAH ASLI MENGIKUT JENIS TERPILIH

Table 3 : Exports of Natural Rubber by Selected Types

Tan metrik K.G.K.

Tonnes D.R.C.

Jenis Type	Ke dan melalui Singapura To and via Singapore					Terus Negeri Asing Direct Foreign					Jumlah Total				
	2023			Jumlah Terkumpul Cumulative		2023			Jumlah Terkumpul Cumulative		2023			Jumlah Terkumpul Cumulative	
	Jul. ^P	Jun	Mei	Jan. - Jul. ^P 2023	Jan. - Jul. 2022	Jul. ^P	Jun	Mei	Jan. - Jul. ^P 2023	Jan. - Jul. 2022	Jul. ^P	Jun	Mei	Jan. - Jul. ^P 2023	Jan. - Jul. 2022
Getah Asap Berbunga <i>Ribbed Smoked Sheets</i>	-	-	-	-	1	-	98	40	430	167	-	98	40	430	168
Lateks Pekat <i>Latex Concentrate</i>	1	6	7	24	12	1,264	1,091	1,330	9,984	10,182	1,265	1,097	1,337	10,009	10,194
Getah Mutu Malaysia <i>Standard Malaysian Rubber</i>	202	6	0	517	114	50,287	47,625	35,685	299,423	355,028	50,489	47,631	35,685	299,940	355,142
Jenis-jenis lain <i>Other types</i>	-	-	-	-	-	31	22	-	94	596	31	22	-	94	596
Jumlah <i>Total</i>	202	12	7	542	127	51,582	48,837	37,055	309,931	365,973	51,785	48,848	37,062	310,473	366,100

Jenis Type	Ke dan melalui Singapura To and via Singapore				Terus Negeri Asing Direct Foreign				Jumlah Total			
	2022	2021	2020	2019	2022 ^r	2021	2020	2019	2022 ^r	2021	2020	2019
Getah Asap Berbunga <i>Ribbed Smoked Sheets</i>	1	-	-	3	685	3,305	285	2,394	687	3,305	286	2,397
Lateks Pekat <i>Latex Concentrate</i>	15	27	43	35	16,319	21,079	19,631	23,153	16,334	21,106	19,674	23,188
Getah Mutu Malaysia <i>Standard Malaysian Rubber</i>	1,029	66	2,916	11,866	602,395	624,268	541,550	593,191	603,424	624,334	544,465	605,056
Jenis-jenis lain <i>Other types</i>	-	-	-	-	880	4,501	741	662	880	4,501	741	662
Jumlah <i>Total</i>	1,045	93	2,959	11,904	620,279	653,152	562,206	619,400	621,324	653,245	565,165	631,304

 Nota/Notes : ^P Awalan / Provisional ^r Pindaan / Revised

K.G.K / D.R.C - Kandungan Getah Kering / Dry Rubber Content

Jumlah berbeza disebabkan pembundaran / The total differs due to rounding

JADUAL 4 : EKSPORT GETAH ASLI MENGIKUT NEGARA YANG DITUJU

Table 4 : Exports of Natural Rubber by Country of Destination

 Tan metrik K.G.K.
 Tonnes D.R.C.

Negara-Negara Utama <i>Major Countries</i>	2022 ^f	2021	2020	2019	2023			Jumlah Terkumpul <i>Cumulative</i>	2022			Jumlah Terkumpul <i>Cumulative</i>
					Jul. ^p	Jun	Mei		Jan.-Jul. ^p	Jul.	Jun	
					2023							
Afrika Selatan <i>South Africa</i>	3,089	4,506	3,564	4,152	81	181	96	904	202	44	635	2,235
Amerika Syarikat/U.S.A	34,182	39,186	18,655	25,028	1,726	2,376	495	8,274	2,258	3,390	5,375	25,258
Argentina	4,530	5,796	3,620	4,505	563	347	249	2,862	411	695	365	3,257
Belanda/Netherlands	825	1,079	2,671	2,892	60	-	58	1,093	46	145	83	558
Belgium	131	7,481	1,790	2,498	25	39	13	163	-	-	-	63
Brazil	15,659	12,036	10,987	14,033	1,126	1,153	519	6,084	896	864	1,933	8,450
China	285,716	315,556	292,689	309,358	22,175	24,712	15,537	148,393	25,851	23,418	19,260	162,137
Finland	18,186	25,885	18,467	27,317	1,008	806	302	2,863	1,814	2,218	1,613	14,052
Greece	148	273	382	151	-	-	18	77	18	-	11	119
Hong Kong	45	41	31	30	-	-	-	3	-	3	-	23
Iran, Republik Islam <i>Iran, Islamic Republic of</i>	17,745	15,076	20,132	27,296	560	1,227	562	4,659	240	1,532	885	8,498
Itali/Italy	4,626	5,216	6,195	9,369	396	278	357	3,268	582	417	341	3,308
Jepun/Japan	5,710	5,081	2,454	3,598	-	10	-	29	403	257	580	3,388
Jerman/Germany	26,314	28,596	57,442	71,080	4,911	3,816	6,031	31,535	3,463	3,081	664	13,674
Kanada/Canada	2,239	3,561	2,758	1,552	-	60	302	984	121	484	161	1,755
Korea, Rep. <i>Korea, Rep. of</i>	5,946	8,575	9,139	12,205	462	566	476	3,510	470	329	209	3,102

 Nota/Notes : ^p Awalan / Provisional ^r Pindaan / Revised
 K.G.K / D.R.C - Kandungan Getah Kering / Dry Rubber Content

JADUAL 4 : EKSPORT GETAH ASLI MENGIKUT NEGARA YANG DITUJU (samb.)

Table 4 : Exports of Natural Rubber by Country of Destination (cont'd)

Tan metrik K.G.K.

Tonnes D.R.C.

	Negara-Negara Utama Major Countries	2022 ^f	2021	2020	2019	2023			Jumlah Terkumpul	2022			Jumlah Terkumpul				
									Cumulative						Cumulative		
						Jul. ^p	Jun	Mei	Jan.-Jul. ^p	Jul.	Jun	Mei	Jan.-Jul.	Jul.	Jun	Mei	Jan.-Jul.
			2023			2022			2022								
	Mesir/Egypt	10,900	8,715	7,642	9,170	655	1,220	476	5,232	1,053	879	693	7,029				
	Mexico	2,867	1,771	257	1,995	119	-	302	1,152	202	202	18	1,830				
	Pakistan	8,623	10,998	2,446	2,492	2,259	1,512	1,360	9,225	1,640	1,258	1,188	6,374				
	Perancis/France	3,062	9,650	6,176	7,613	419	93	171	2,369	48	397	95	2,088				
	Poland	948	1,237	1,373	1,951	66	114	96	626	24	84	115	594				
	Portugal	2,834	3,327	4,980	8,075	1,068	806	605	4,980	141	181	40	1,362				
	Sepanyol/Spain	1,042	2,304	2,229	1,945	62	98	64	806	151	183	96	650				
	Singapura Singapore	37	52	60	755	1	12	7	38	2	6	2	26				
	Sweden	185	426	482	696	-	23	-	48	2	20	-	102				
	Taiwan	3,601	4,068	13,728	12,097	262	302	351	1,406	241	352	186	1,760				
	Turki/Turkiye	17,435	16,809	14,814	13,632	738	590	1,081	9,759	1,115	1,578	1,943	10,909				
	Ukraine	11	42	57	59	-	-	-	-	-	-	-	11				
	United Kingdom	1,267	2,118	2,512	4,450	40	40	-	360	61	156	31	744				
	Vietnam	294	1,822	3,093	7,555	12	-	10	68	43	29	12	196				
	Negara lain Other countries	143,129	111,963	54,338	43,754	12,988	8,466	7,523	59,703	12,252	16,484	6,662	82,545				
	Jumlah Total	621,324	653,245	565,165	631,304	51,785	48,848	37,062	310,473	53,752	58,685	43,194	366,100				

 Nota/Notes : ^p Awalan / Provisional ^r Pindaan / Revised

K.G.K / D.R.C - Kandungan Getah Kering / Dry Rubber Content

Jumlah berbeza disebabkan pembundaran / The total differs due to rounding

JADUAL 5: EKSPORT GETAH MUTU MALAYSIA (G.M.M.) MENGIKUT GRED

Table 5: Exports of Standard Malaysian Rubber (S.M.R.) by Grade

 Tan metrik K.G.K.
 Tonnes D.R.C.

Gred Grade					2023			Jumlah Terkumpul Cumulative	2022			Jumlah Terkumpul Cumulative
	2022 ^r	2021	2020	2019	Jul. ^p	Jun	Mei	Jan.-Jul. ^r 2023	Jul.	Jun	Mei	Jan.-Jul. 2022
G.M.M. L S.M.R. L	450	759	1,072	1,358	39	50	20	370	-	40	50	290
G.M.M. 5 S.M.R. 5	3,156	3,003	3,011	2,661	161	101	222	1,189	161	141	101	1,250
G.M.M. 10 S.M.R. 10	174,476	165,867	143,681	183,980	9,826	11,393	8,238	72,150	18,279	21,780	10,617	108,292
G.M.M. 20 S.M.R. 20	388,370	418,311	366,475	382,419	36,861	32,796	23,667	200,695	31,360	31,347	26,464	220,747
G.M.M. GP S.M.R. GP	22,189	19,534	16,846	23,033	2,030	1,391	1,867	12,551	1,598	3,212	820	12,067
G.M.M. CV S.M.R. CV	5,391	9,333	10,995	9,459	1,350	1,819	1,136	11,310	543	596	402	3,743
Lain-Lain * Others	9,391	7,528	2,384	2,146	222	81	536	1,675	43	4	3,467	8,752
Jumlah Total	603,424	624,334	544,465	605,056	50,489	47,631	35,685	299,940	51,983	57,120	41,920	355,142

 Nota/Notes : ^p Awalan / Provisional ^r Pindaan / Revised

* Lain-lain termasuk housegrade / Others includes housegrade

K.G.K / D.R.C - Kandungan Getah Kering / Dry Rubber Content

Jumlah berbeza disebabkan pembundaran / The total differs due to rounding

JADUAL 6 : IMPORT GETAH ASLI MENGIKUT JENIS TERPILIH

Table 6 : Imports of Natural Rubber by Selected Types

Tan metrik K.G.K.
Tonnes D.R.C.

Jenis Type	Dari dan melalui Singapura From and via Singapore					Terus Negeri Asing Direct Foreign					Jumlah Total				
	2023			Jumlah Terkumpul Cumulative		2023			Jumlah Terkumpul Cumulative		2023			Jumlah Terkumpul Cumulative	
	Jul. ^P	Jun	Mei	Jan. - Jul. ^P 2023	Jan. - Jul. 2022	Jul. ^P	Jun	Mei	Jan. - Jul. ^P 2023	Jan. - Jul. 2022	Jul. ^P	Jun	Mei	Jan. - Jul. ^P 2023	Jan. - Jul. 2022
Getah Asap Berbunga Ribbed Smoked Sheets	-	-	-	202	2,222	2,462	4,804	10,034	64,768	81,384	2,462	4,804	10,034	64,969	83,606
Lateks Pekat Latex Concentrate	-	-	-	47	-	16,538	15,046	17,151	116,566	193,649	16,538	15,046	17,151	116,613	193,649
Getah Berpiawaian* Standard Rubber	-	-	-	343	2,942	14,840	7,905	9,453	71,772	89,135	14,840	7,905	9,453	72,116	92,077
Jenis-jenis lain Other types	1,905	137	805	7,431	5,005	19,837	17,521	23,380	257,194	347,070	21,742	17,658	24,185	264,625	352,076
Jumlah Total	1,905	137	805	8,022	10,169	53,677	45,276	60,018	510,301	711,238	55,582	45,413	60,823	518,323	721,407

Jenis Type	Dari dan melalui Singapura From and via Singapore				Terus Negeri Asing Direct Foreign				Jumlah Total			
	2022 ^r	2021	2020	2019	2022 ^r	2021	2020	2019	2022 ^r	2021	2020	2019
Getah Asap Berbunga Ribbed Smoked Sheets	2,222	8,160	6,770	924	106,612	80,552	29,801	46,210	108,834	88,712	36,571	47,134
Lateks Pekat Latex Concentrate	-	7	597	2	286,931	337,247	347,714	312,005	286,931	337,254	348,311	312,006
Getah Berpiawaian* Standard Rubber	3,001	262	318	1	140,774	165,251	192,548	226,200	143,775	165,513	192,865	226,202
Jenis-jenis lain Other types	6,345	12,048	18,511	7,538	618,997	603,773	625,635	489,819	625,342	615,822	644,146	497,358
Jumlah Total	11,568	20,478	26,195	8,465	1,153,315	1,186,823	1,195,697	1,074,235	1,164,883	1,207,301	1,221,893	1,082,700

Nota/Notes : ^P Awalan / Provisional ^r Pindaan / Revised

* Piawaian getah secara teknikal setaraf dengan G.M.M. / Rubber by technical standard similar to S.M.R.

K.G.K / D.R.C - Kandungan Getah Kering / Dry Rubber Content

Jumlah berbeza disebabkan pembundaran / The total differs due to rounding

JADUAL 7 : IMPORT GETAH ASLI MENGIKUT NEGARA ASAL

Table 7: Imports of Natural Rubber by Country of Origin

Tan metrik K.G.K.

Tonnes D.R.C.

Negara Asal Country of Origin	Dari dan melalui Singapura From and via Singapore					Terus Negeri Asing Direct Foreign					Jumlah Total				
	2023			Jumlah Terkumpul Cumulative		2023			Jumlah Terkumpul Cumulative		2023			Jumlah Terkumpul Cumulative	
	Jul. ^P	Jun	Mei	Jan. - Jul. ^P 2023	Jan. - Jul. 2022	Jul. ^P	Jun	Mei	Jan. - Jul. ^P 2023	Jan. - Jul. 2022	Jul. ^P	Jun	Mei	Jan. - Jul. ^P 2023	Jan. - Jul. 2022
Indonesia Rep.	-	-	-	-	2	-	-	-	13	2,115	-	-	-	13	2,117
Kemboja/Cambodia	-	-	-	-	-	-	-	105	325	874	-	-	105	325	874
India	-	-	-	-	-	101	202	403	1,748	4,223	101	202	403	1,748	4,223
Myanmar	-	-	-	1,855	3,188	785	595	2,154	27,152	66,618	785	595	2,154	29,007	69,806
Filipina/Philippines	-	-	-	-	-	7,070	5,832	5,752	43,971	93,550	7,070	5,832	5,752	43,971	93,550
Thailand	-	-	-	47	0	23,612	23,728	30,411	201,697	310,367	23,612	23,728	30,411	201,743	310,367
Viet Nam	-	-	-	-	-	990	248	483	5,397	5,550	990	248	483	5,397	5,550
Negara lain/Other countries	1,905	137	805	6,121	6,979	21,120	14,671	20,710	229,997	227,941	23,025	14,808	21,515	236,118	234,921
Jumlah Total	1,905	137	805	8,022	10,169	53,677	45,276	60,018	510,301	711,238	55,582	45,413	60,823	518,323	721,407

Negara Asal Country of Origin	Dari dan melalui Singapura From and via Singapore				Terus Negeri Asing Direct Foreign				Jumlah Total			
	2022 ^f	2021	2020	2019	2022 ^f	2021	2020	2019	2022 ^f	2021	2020	2019
Indonesia Rep.	2	0	-	22	2,115	6,782	19,365	4,679	2,117	6,782	19,365	4,701
Kemboja/Cambodia	-	-	-	-	874	1,277	1,840	9,531	874	1,277	1,840	9,531
India	-	10	-	-	4,263	7,361	3,147	6,735	4,263	7,372	3,147	6,735
Myanmar	3,188	6,900	6,730	902	76,591	74,604	21,350	36,759	79,779	81,504	28,080	37,661
Filipina/Philippines	-	-	-	200	145,090	156,806	130,140	110,874	145,090	156,806	130,140	111,074
Thailand	0	-	-	1	514,514	512,815	478,136	486,098	514,515	512,815	478,136	486,099
Viet Nam	-	-	-	-	10,258	9,024	14,390	42,392	10,258	9,024	14,390	42,392
Negara lain/Other countries	8,378	13,567	19,465	7,340	399,609	418,154	527,329	377,167	407,987	431,721	546,794	384,507
Jumlah Total	11,568	20,478	26,195	8,465	1,153,315	1,186,823	1,195,697	1,074,235	1,164,883	1,207,301	1,221,893	1,082,700

 Nota/Notes : ^P Awalan / Provisional ^r Pindaan / Revised

K.G.K / D.R.C - Kandungan Getah Kering / Dry Rubber Content

Jumlah berbeza disebabkan pembundaran / The total differs due to rounding

JADUAL 8: STOK GETAH ASLI PADA AKHIR BULAN MENGIKUT BANCI

Table 8: Stocks of Natural Rubber held at the end of the month by Census

Tan metrik K.G.K.
Tonnes D.R.C.

Banci Census	Pada akhir bulan At the end of the month	2023			2022		
		Jul. ^P	Jun	Mei	Jul.	Jun	Mei
Estet Getah <i>Rubber Estates</i>		283	253	176	150	237	221
Pemproses Getah <i>Rubber Processors</i>		126,456	141,825	155,381	209,595	266,451	275,865
Pengguna Getah <i>Rubber Consumers</i>		17,101	17,640	13,249	18,294	19,904	20,797
Jumlah <i>Total</i>		143,840	159,718	168,806	228,039	286,591	296,883

JADUAL 9 : PENGELUARAN DAN STOK LATEKS PEKAT

Table 9 : Production and Stocks of Concentrated Latex

Tan metrik K.G.K.
Tonnes D.R.C.

Tempoh Period	Pengeluaran Production	Stok pada akhir tempoh Stocks at the end of period
2022	31,789	17,278
2021	34,055	23,774
2020	34,453	24,788
2019	41,338	29,437
2023	Jan.-Jul.^P	16,808
2022	Jan.-Jul.	18,592
2023	Jul.^P	16,808
	Jun	17,118
	Mei	12,061
2022	Jul.	18,592
	Jun	20,040
	Mei	19,928

Nota/Notes : ^P Awalan / Provisional

K.G.K / D.R.C - Kandungan Getah Kering / Dry Rubber Content

JADUAL 10 : PENGGUNAAN DOMESTIK GETAH ASLI MENGIKUT INDUSTRI

Table 10 : Domestic Consumption of Natural Rubber by Industry

Tan metrik K.G.K.
Tonnes D.R.C.

Tempoh Period	Keterangan Industri Industry Description	Industri tayar dan tiub Tyres and tubes industries	Membuat kasut getah Manufacture of rubber footwear	Membuat produk getah lain, t.k.m. Manufacture of other rubber products, n.e.c.							Semua industri pembuatan lain yang menggunakan getah asli All other manufacturing industries consuming natural rubber (a)	Jumlah Total	
				Campuran getah Rubber compound	Gelang getah Rubber bands	Kepingan- kepingan getah Rubber sheeting	Produk lateks Latex products			Produk getah lain Other rubber products			
							Sarung tangan getah Rubber gloves	Benang getah Rubber thread	Foam Foam	Produk lateks lain Other latex products			
2022		31,314	415	1,574	2,025	6,907	312,314	36,877	4,446	14,099	7,890	8,735	426,594
2021		31,259	388	1,418	1,930	5,583	380,488	43,593	5,265	13,740	8,996	9,303	501,961
2020		32,640	346	1,690	1,866	4,162	401,566	40,029	5,948	13,113	9,322	8,050	518,732
2019		35,386	559	1,675	2,311	5,171	391,007	39,968	7,155	12,961	10,831	8,442	515,466
2023	Jan.-Jul. ^P	15,333	259	897	1,184	2,599	129,632	17,368	2,413	7,642	4,547	2,780	184,655
2022	Jan.-Jul.	20,045	228	933	1,174	4,403	206,361	25,250	2,563	7,951	4,616	5,506	279,031
2023	Jul. ^P	3,216	26	147	236	402	18,195	2,055	308	1,137	663	716	27,101
	Jun ^P	2,140	26	151	131	163	17,765	2,344	340	1,084	654	384	25,183
	Mei	2,426	32	85	160	163	18,023	2,721	370	1,115	588	422	26,106
2022	Jul.	2,918	44	119	204	497	25,008	3,225	351	1,193	707	1,010	35,275
	Jun	2,506	33	143	168	514	26,356	3,670	345	1,164	692	726	36,316
	Mei	2,684	38	85	150	527	27,840	2,978	332	950	585	815	36,985

Nota/Notes : ^P Awalan / Provisional

K.G.K / D.R.C - Kandungan Getah Kering / Dry Rubber Content

- (a) Semua industri pembuatan lain yang menggunakan getah asli mengikut keterangan industri termasuk industri membuat tali-temali, tali dan pinal, membuat keluaran pulpa, kertas dan kertas tebal, t.k.m., membuat keluaran-keluaran kimia, t.k.m., membuat keluaran-keluaran plastik, t.k.m., bengkel-bengkel, kabel dan dawai, membuat bahagian pengganti kereta motor dan kelengkapannya, membuat dan memasang basikal, basikal roda tiga dan beca.

All other manufacturing industries consuming natural rubber according to industry description includes cordage, rope and twine industries, manufacture of pulp, paper and paperboard articles, n.e.c., manufacture of chemical products, n.e.c., manufacture of plastic products, n.e.c., foundries, cables and wires, manufacture of motor vehicle parts and accessories, manufacture and assembly of bicycles, tricycles and trishaws.

JADUAL 11: HARGA PURATA BULANAN BAGI GETAH ASLI
Table 11 : Average Monthly Price of Natural Rubber
Sen/Kg

Tempoh Period	Harga di ladang Farmgate price		Sebut Harga pada waktu tengah hari - "F.O.B."** Noon Quotations - F.O.B.							
	Susu Getah Cair Field Latex	Sekerap Scrap	Lateks Pekat* Latex Concentrate	Getah Mutu Malaysia (1 - Pallet tan metrik) Standard Malaysian Rubber (1 - Tonne pallet)						
				G.M.M. CV S.M.R. CV	G.M.M. L S.M.R. L	G.M.M. 5 S.M.R. 5	G.M.M. GP S.M.R. GP	G.M.M. 10 S.M.R. 10	G.M.M. 20 S.M.R. 20	
2022	625.64	539.69	566.93	964.87	954.87	681.58	678.58	671.58	669.58	
2021	633.10	555.11	563.86	959.76	949.76	699.94	696.94	689.94	687.94	
2020	521.11	406.99	491.01	838.34	828.34	560.03	557.03	550.03	548.03	
2019	478.84	436.50	452.63	822.95	808.09	589.68	586.68	579.68	577.68	
2023	Jan.-Jul.	528.01	471.90	506.25	863.76	853.76	611.07	608.07	601.07	599.07
2022	Jan.-Jul.	704.95	585.90	631.20	1,072.00	1,062.00	729.21	726.21	719.21	717.21
2023	Jul.	520.98	471.14	490.18	837.00	827.00	606.43	603.43	596.43	594.43
	Jun	524.41	481.91	497.70	849.55	839.55	620.38	617.38	610.38	608.38
	Mei	522.99	478.02	488.76	834.64	824.64	617.76	614.76	607.76	605.76
2022	Jul.	600.49	566.13	532.28	907.10	897.10	705.25	702.25	695.25	693.25
	Jun	731.47	582.21	632.69	1,074.48	1064.48	722.29	719.29	712.29	710.29
	Mei	749.64	565.84	670.69	1,137.81	1127.81	713.86	710.86	703.86	701.86

Nota/Notes : * 60% Kandungan Getah Kering (K.G.K) / 60% Dry Rubber Content (D.R.C.)

** F.O.B. - Free On Board

Punca: Lembaga Getah Malaysia (LGM)

Source: Malaysian Rubber Board (MRB)

JADUAL 12 : GUNA TENAGA DAN GAJI & UPAH DIBAYAR MENGIKUT KATEGORI PEKERJA DI ESTET GETAH
Table 12 : Employment and Salaries & Wages Paid in Rubber Estates by Category of Workers

Seperti pada akhir tempoh As at end of period	Pekerja bergaji dan Gaji & Upah Employees and Salaries & Wages												
	Pekerja diambil secara langsung Employees directly employed						Pekerja diambil secara kontrak Employees on contract basis				Jumlah Total		
	Kakitangan Pentadbiran Administrative Staff		Pekerja Estet Estate Workers		Pekerja Kilang Factory Workers		Pekerja Estet Estate Workers		Pekerja Kilang Factory Workers				
	Bilangan pekerja Number of workers	Gaji & Upah Salaries & Wages (RM'000)	Bilangan pekerja Number of workers	Gaji & Upah Salaries & Wages (RM'000)	Bilangan pekerja Number of workers	Gaji & Upah Salaries & Wages (RM'000)	Bilangan pekerja Number of workers	Gaji & Upah Salaries & Wages (RM'000)	Bilangan pekerja Number of workers	Gaji & Upah Salaries & Wages (RM'000)	Bilangan pekerja Number of workers	Gaji & Upah Salaries & Wages (RM'000)	
2022	Dis.	1,839	5,356	4,897	9,807	-	-	2,244	3,817	-	-	8,980	18,981
2021	Dis.	1,639	4,612	4,790	8,926	-	-	1,557	2,280	-	-	7,986	15,819
2020	Dis.	1,723	4,484	5,954	10,719	48	101	2,003	3,030	-	-	9,728	18,334
2019	Dis.	1,904	4,820	6,967	12,227	64	127	2,124	3,540	-	-	11,059	20,714
2023	Jul. ^P	2,028	5,355	5,307	10,107	-	-	2,871	4,932	-	-	10,206	20,393
	Jun	2,067	5,558	5,455	8,886	-	-	2,796	4,141	-	-	10,318	18,585
	Mei	2,100	5,628	5,507	8,931	-	-	2,566	3,653	-	-	10,173	18,213
2022	Jul.	1,910	5,273	4,519	7,610	-	-	2,012	3,662	-	-	8,441	16,545
	Jun	1,908	5,022	4,536	7,426	-	-	1,884	2,901	-	-	8,328	15,349
	Mei	1,916	5,047	4,574	7,143	-	-	2,109	2,618	-	-	8,599	14,807

 Nota/Notes : ^P Awalan / Provisional

JADUAL 13 : PRODUKTIVITI PENGELUARAN DAN PENOREH BAGI ESTET GETAH

Table 13 : Productivity of Production and Tappers in Rubber Estates

Tempoh Period	Bilangan pekerja pada akhir tempoh Number of workers at end of period			Gaji & Upah (RM '000) Salaries & Wages			Keluasan ditanam pada akhir tempoh Planted area at end of period (Hektar) (Hectare)	Pengeluaran Production (Kg K.G.K) (Kg D.R.C)	Keluasan ditoreh pada akhir tempoh Tapped area at end of period (Hektar) (Hectare)	Purata bil. hari menoreh Average number of tapping days	Produktiviti pengeluaran Productivity of production (Kg/Hek) (Kg/Ha)	Produktiviti penoreh (sehari) Productivity of tappers (per day)			
	Pekerja Estet Estate Workers	Lain-Lain Others	Jumlah Total	Pekerja Estet Estate Workers	Lain-Lain Others	Jumlah Total						(RM)	(Kg K.G.K) (Kg D.R.C.)		
	Penoreh Tappers	Pekerja Ladang Field Workers		Penoreh Tappers	Pekerja Ladang Field Workers										
2022	4,519	2,622	1,847	8,988	77,589	52,412	60,469	190,470	107,640	47,387,068	52,973	229	894.6	74.8	45.7
2021	4,232	2,115	1,647	7,994	75,305	40,753	49,996	166,054	85,617	45,347,184	43,143	246	1,051.1	72.5	43.6
2020	5,455	2,502	1,779	9,736	90,759	44,881	51,627	187,267	91,013	56,420,718	43,234	253	1,305.0	65.8	40.9
2019	5,994	3,097	1,976	11,067	100,256	52,710	56,452	209,418	95,354	61,227,315	43,533	260	1,406.5	64.4	39.3
2023 Jan.-Jul. ^P	5,292	2,886	2,041	10,219	50,712	37,993	38,303	127,009	116,386	26,927,016	57,648	134	467.1	71.7	38.1
2022 Jan.-Jul.	4,303	2,228	1,918	8,449	42,672	27,605	34,584	104,861	107,882	26,903,862	53,677	137	501.2	72.6	45.8
2023 Jul. ^P	5,292	2,886	2,041	10,219	8,276	6,762	5,355	20,393	116,386	5,004,644	57,648	20	86.8	78.9	47.7
Jun	5,279	2,972	2,075	10,326	7,663	5,365	5,507	18,534	116,184	4,208,146	57,883	20	72.7	73.7	40.5
Mei	5,047	3,026	2,103	10,176	7,136	5,448	5,628	18,213	115,737	3,437,369	57,573	20	59.7	70.5	34.0
2022 Jul.	4,303	2,228	1,918	8,449	6,975	4,296	5,273	16,545	107,882	4,372,177	53,677	21	81.5	78.5	49.2
Jun	4,231	2,189	1,916	8,336	6,087	4,240	5,022	15,349	108,390	4,071,451	54,423	20	74.8	72.8	48.7
Mei	4,480	2,203	1,924	8,607	5,626	4,135	5,047	14,807	108,444	3,512,672	54,138	19	64.9	65.6	41.0

Nota/Notes : ^P Awalan / Provisional
K.G.K / D.R.C - Kandungan Getah Kering / Dry Rubber Content

JADUAL 14 : PENGELUARAN, KELUASAN DITOREH DAN PURATA BILANGAN HARI MENOREH BAGI ESTET GETAH MENGIKUT NEGERI

Table 14 : Production, Tapped Area and Average Number of Tapping Days in Rubber Estates by State

Negeri State (a)	Bilangan estet Number of estates	Pengeluaran Production Tan metrik K.G.K. Tonnes D.R.C.			Keluasan ditoreh pada akhir tempoh Tapped area at end of period Hektar Hectare			Purata bilangan hari menoreh Average number of tapping days		
		2023			2023			2023		
		Jul. ^P	Jun	Mei	Jul. ^P	Jun	Mei	Jul. ^P	Jun	Mei
Johor	17	445	412	324	5,633	5,683	5,683	23	23	23
Kedah & Perlis	33	587	553	373	9,967	10,001	9,890	19	19	19
Kelantan & Terengganu	69	1,825	1,356	1,197	17,478	17,972	17,873	18	18	19
Melaka & Negeri Sembilan	17	176	207	128	3,848	3,888	3,788	20	21	21
Pahang	24	1,108	916	854	8,922	8,731	8,731	23	22	23
Perak	15	308	333	237	2,809	2,809	2,809	18	18	16
Selangor	6	239	237	187	2,981	2,981	2,981	23	23	21
Sabah & Sarawak	7	316	194	136	6,010	5,818	5,818	22	21	21
Jumlah Total	188	5,005	4,208	3,437	57,648	57,883	57,573	20	20	20

Nota/Notes : ^P Awalan / Provisional

(a) Tiada estet direkodkan bagi negeri Pulau Pinang / No estates were recorded in Pulau Pinang.

K.G.K / D.R.C - Kandungan Getah Kering / Dry Rubber Content



NOTA TEKNIKAL

TECHNICAL NOTES

NOTA TEKNIKAL

1. Pendahuluan

Penerbitan ini memuatkan perangkaan utama getah asli yang diperoleh daripada Banci Estet Getah (RE), Banci Pemproses Getah (RP) dan Banci Pengguna Getah (RC) yang dilaksanakan setiap bulan.

2. Objektif

Objektif utama penerbitan ini adalah untuk memaparkan perangkaan getah asli berkaitan pengeluaran, import, eksport, penggunaan domestik dan stok. Di samping itu, data harga, bilangan pekerja, gaji & upah dan produktiviti di estet getah turut dimuatkan. Perangkaan ini akan membantu dalam perancangan dan penggubalan dasar serta pembuat keputusan bagi industri berasaskan getah.

3. Kuasa perundangan

Banci ini dilaksanakan di bawah Akta Perangkaan 1965 (Disemak 1989). Seksyen 5 di bawah Akta ini menghendaki mana-mana pertubuhan yang beroperasi di Malaysia untuk memberikan maklumat sebenar atau anggaran terbaik kepada Jabatan. Mengikut Akta ini, kandungan soal selidik yang diterima adalah sulit dan hanya angka agregat diterbitkan. Sementara itu, Seksyen 7 di bawah Akta yang sama memperuntukkan denda kepada responden yang gagal memberi kerjasama kepada banci yang dijalankan.

4. Skop dan liputan

Banci ini meliputi semua estet getah, kilang pemproses getah dan kilang pengguna getah di Malaysia yang berdaftar dengan Suruhanjaya Syarikat Malaysia (SSM), Lembaga Getah Malaysia (LGM) dan Pihak Berkuasa Kemajuan Pekebun Kecil Perusahaan Getah (RISDA).

Banci RE meliputi industri penanaman pokok getah (estet). Industri peringkat 5 digit (01291) ini dikelaskan mengikut Piawaian Klasifikasi Industri Malaysia (MSIC) 2008. Banci RP meliputi kilang-kilang yang memproses getah asli mentah untuk menjadi produk separa siap (Contoh: Getah Mutu Malaysia (G.M.M.), susu getah pekat, dsb.). Manakala banci RC meliputi kilang-kilang yang menggunakan getah asli mentah/produk separa siap dan diproses menjadi produk siap (Contoh: tayar, sarung tangan getah dsb.).

5. Rangka (sumber)

Rangka banci getah dikemas kini setiap tahun untuk mengambil kira pertumbuhan baru dan sebarang perubahan yang berlaku kepada pertumbuhan seperti tutup, tidak beroperasi, perubahan jenis aktiviti, lokasi kilang atau alamat pos.

6. Metodologi

Banci ini dilaksanakan secara mel menggunakan borang soal selidik RE, RP dan RC. Responden diberi tempoh satu bulan untuk melengkap dan mengembalikan borang soal selidik tersebut kepada Jabatan ini. Kerja luar dijalankan untuk mendapatkan borang lengkap daripada pertumbuhan yang tidak respons.

7. Konsep dan definisi

Konsep dan definisi yang digunakan adalah berasaskan kepada syor-syor Pejabat Perangkaan Pertumbuhan Bangsa-Bangsa Bersatu¹ dan *The Association of Natural Rubber Producing Countries (ANRPC)*. Konsep berkenaan mengikut amalan yang sudah diterima pakai bagi memudahkan perbandingan data dibuat di peringkat antarabangsa.

8. Takrif industri getah

Estet getah

- (i) Semua kawasan, bersambungan atau berpecah-pecah dengan keluasan tidak kurang daripada 40.47 hektar (100 ekar), ditanam dengan getah atau di mana penanaman getah dibenarkan dan di bawah satu hak milik yang sah; atau
- (ii) Mana-mana keluasan tanaman getah yang telah wujud dalam estet kelapa, koko atau kelapa sawit.

Kebun kecil getah

Meliputi semua kawasan, bersambungan atau berpecah-pecah, berjumlah kurang daripada 40.47 hektar (100 ekar), ditanam dengan getah atau di mana penanaman getah dibenarkan dan di bawah satu hak milik yang sah. Kebun kecil getah terdiri daripada tersusun dan tidak tersusun. Kebun kecil yang tersusun meliputi kawasan di bawah rancangan kerajaan seperti berikut:-

- (i) Lembaga Kemajuan Tanah Persekutuan (FELDA);
- (ii) Pihak Berkuasa Kemajuan Pekebun Kecil Perusahaan Getah (RISDA);
- (iii) Lembaga Penyatuan dan Pemulihan Tanah Negara (FELCRA);
- (iv) Rancangan tanah Kerajaan Persekutuan yang lain; dan
- (v) Rancangan tanah Kerajaan Negeri.

¹ *International Recommendations for Industrial Statistics, United Nations' Statistical Office, Statistical Papers, Series, M No. 90, United Nations, New York, 2009.*

Keluasan ditanam

Keluasan bertanam dengan getah (matang dan/atau belum matang) dan tidak terbiar selama-lamanya.

Keluasan ditoreh

Keluasan di bawah getah matang yang telah ditoreh termasuk kawasan yang "direhatkan" di bawah sistem giliran torehan.

Pengeluaran

Pengeluaran getah asli merujuk kepada kandungan getah kering (KGK) bagi susu getah cair, getah keping dan skrap (getah buku dan getah kulit) yang dihasilkan oleh estet dan pekebun kecil. Data ini dikumpul dari data pembelian getah mentah oleh kilang pemproses (RP).

Hasil

Hasil diperoleh dengan membahagikan jumlah pengeluaran dengan purata luas hektar yang ditoreh pada bulan rujukan.

Data import dan eksport dikumpul oleh Jabatan daripada borang pengikraran import dan eksport yang diperoleh daripada Jabatan Kastam Diraja Malaysia dan Lembaga-Lembaga Zon Bebas. Angka perdagangan luar negeri Malaysia tidak termasuk perdagangan antara kawasan iaitu antara Semenanjung Malaysia, Sabah dan Sarawak.

9. Import dan Eksport

Import

Sesuatu barang yang dibawa masuk ke dalam negara, sama ada secara terus atau disimpan di gudang-gudang yang dikawal. Barang-barang tersebut adalah sama ada untuk kegunaan sendiri, diproses, digunakan dalam perkilangan ataupun untuk dieksport semula ke negara lain. Pengkelasan import ini diistilahkan juga sebagai 'import umum'. Di dalam laporan ini, import dikelaskan mengikut negara asal barang tersebut, iaitu negara di mana barang berkenaan terakhir dibuat sebelum ianya diimportkan ke dalam kawasan pendaftaran.

Eksport

Sesuatu barang (keluaran atau buatan tempatan atau diimport untuk dieksport semula) yang dibawa keluar dari negara. Di dalam laporan ini, eksport dikelaskan mengikut negara dituju, iaitu negara di mana barang-barang berkenaan dijangka akan digunakan, sejauh mana ia boleh ditentukan pada masa ianya dieksport. Bagi barang yang dihantar berdasarkan "*Optional bill of lading*", pelabuhan pertama yang diikrarkan dianggap sebagai negara yang dituju. Sekiranya maklumat negara yang dituju bagi barang-barang yang dieksport melalui Singapura tidak diketahui/diperoleh, eksport sedemikian diambilkira sebagai eksport ke Singapura, iaitu di bawah kategori yang sama seperti barang-barang yang digunakan di Singapura. Eksport termasuk eksport semula. Pengkelasan eksport ini diistilahkan juga sebagai 'eksport umum'. Data import dan eksport hanya meliputi kod getah asli di bawah HS4001.10.000 hingga HS4001.29.999.

10. Penggunaan domestik

Ia merujuk kepada penggunaan domestik getah asli seperti Getah Asap Berbunga (G.A.B.), susu getah pekat, Getah Mutu Malaysia (G.M.M.) dan sebagainya oleh pertubuhan pembuatan di Malaysia untuk mengeluarkan barangan seperti tayar dan tiub, kasut getah, sarung tangan getah, gelang getah, getah campuran dan lain-lain. Ianya tidak termasuk getah campuran & tebus guna getah dan getah sintetik.

11. Stok

Ia adalah stok getah yang dimiliki oleh sesebuah pertubuhan tidak kira di mana stok tersebut ditempatkan iaitu sama ada di dalam atau di luar kilang. Ia termasuk stok getah yang belum/sedang/telah diproses. Stok dilaporkan pada awal dan akhir bulan.

12. Harga

Harga purata pembeli waktu tengah hari bagi getah "F.O.B." di Kuala Lumpur. Data ini diperoleh daripada Lembaga Getah Malaysia (LGM).

13. Hak milik

Hak milik sesebuah pertubuhan dikelaskan mengikut taraf residen pemilik/pemilik-pemilik modal berbayar yang terbesar (melebihi 50 peratus) dan bukannya mengikut taraf kerakyatan mereka.

- (i) Residen Malaysia ialah individu, syarikat atau organisasi lain yang lazimnya terletak di Malaysia untuk jangka masa sekurang-kurangnya satu tahun. Cawangan dan anak syarikat asing yang didaftarkan/diperbadankan di Malaysia adalah dianggap sebagai pemastautin Malaysia.
- (ii) Bukan residen Malaysia ialah individu, syarikat atau organisasi lain yang lazimnya terletak di negara selain Malaysia. Cawangan dan anak syarikat milik residen Malaysia di luar negeri juga dianggap sebagai bukan residen Malaysia.
- (iii) Hak milik bersama ialah residen Malaysia atau bukan residen Malaysia memegang jumlah saham yang sama banyak dalam perniagaan berkenaan.

14. Guna tenaga

Jumlah pekerja

Bilangan orang yang bekerja pada bulan Disember atau pada tempoh pembayaran gaji terakhir bagi bulan rujukan.

Gaji & upah dibayar

Pembayaran tunai, termasuk bonus yang dibayar komisen, bayaran lebih masa, elaun kos sara hidup dan elaun-elaun lain yang dibayar kepada semua pekerja bergaji dalam tempoh tahun rujukan. Sementara caruman pekerja kepada Kumpulan Wang Simpanan Pekerja (KWSP) dan Pertubuhan Keselamatan Sosial (PERKESO) turut dimasukkan, caruman oleh majikan dikecualikan. Elaun kepada pemilik yang bekerja, rakan niaga yang bekerja dan pekerja keluarga tidak bergaji juga dikecualikan.

15. Pembundaran

Jumlah bagi komponen mungkin berbeza dengan jumlah besar dalam jadual penerbitan disebabkan oleh pembundaran angka.

16. Nota dan simbol

K.G.K	Kandungan Getah Kering
RM	Ringgit Malaysia
Kg/Hek	Kilogram sehektar
-	Tiada data

TECHINICAL NOTES

1. Introduction

This publication provides principal statistics of Natural Rubber information on rubber obtained from the Census of Rubber Estates (RE), Census of Rubber Processors (RP) and Census of Rubber Consumers (RC) were conducted every month.

2. Objective

The main objective of this report is to provide statistics on rubber with regards to production, imports, exports, domestic consumption and stocks. In addition, data of prices, number of employees, salaries & wages and productivity in rubber estates are also included. These statistics will assist the government in development planning, policy making and decision-makers of rubber based industries.

3. Legal authority

The survey was conducted under the provisions of the Statistics Act, 1965 (Revised 1989). Section 5 of this Act requires all establishments operating in Malaysia to provide actual information or best estimates to the Department. The Act stipulates that the contents of the individual returns received are confidential and only aggregated figures are published. Meanwhile, Section 7 under the same Act provides the penalty to the respondents that could not comply with the survey undertaken.

4. Scope and coverage

The census covered all rubber estates, rubber processor factories and rubber consumer factories in Malaysia registered with the Companies Commission of Malaysia (SSM), Malaysian Rubber Board (MRB) and Rubber Industry Smallholders Development Authority (RISDA).

The census of RE covered growing of rubber trees (estates). This industrial 5-digit level (01291) is classified under the Malaysia Standard Industrial Classification (MSIC) 2008. Census of RP covered the factories processing raw natural rubber into semi-finished products (Example: Standard Malaysian Rubber (S.M.R.), Latex Concentrate (LC) etc.). Whereas census of RC covered to factories consuming raw natural rubber/semi-finished products and processed into finished products (Example: tyres, gloves etc.).

5. Frame (source)

The frame (source) of rubber censuses are updated annually to take into account new establishments and to record any changes in the status of the establishments such as closed down, not operation, change in activities and location or postal addresses.

6. Methodology

The census was primarily conducted through mail enquiry using RE, RP and RC questionnaire. Respondents were given one month to complete and return the questionnaire to the Department. Field enumeration was then carried out to collect the complete questionnaire from the establishments that did not respond.

7. Concepts and definitions

Concepts and definitions used are based on the recommendations of the United Nations' Statistical Office¹ and The Association of Natural Rubber Producing Countries (ANRPC). These concepts adhere to accepted practices, thereby facilitating international comparability of data.

8. Definition of rubber industry

Rubber estate

- (i) All areas, contiguous or non-contiguous, aggregating not less than 40.47 hectares (100 acres), planted with rubber or on which the planting of rubber is permitted and is under a single legal ownership; or*
- (ii) Any area planted with rubber in a coconut, cocoa or oil palm estate.*

Rubber smallholding

It is defined as all areas, contiguous or non-contiguous, aggregating less than 40.47 hectares (100 acres), planted with rubber or on which the planting of rubber is permitted and is under a single legal ownership. Smallholdings can be organized or unorganized. Organized smallholdings include those under various government schemes such as follows :-

- (i) Federal Land Development Authority (FELDA);*
- (ii) Rubber Industry Smallholders Development Authority (RISDA);*
- (iii) Federal Land Consolidation and Rehabilitation Authority (FELCRA);*
- (iv) Other Federal Government land schemes; and*
- (v) State Government land schemes.*

¹ *International Recommendations for Industrial Statistics, United Nations' Statistical Office, Statistical Papers, Series, M No. 90, United Nations, New York, 2009.*

Planted area

The area planted with rubber (mature and/or immature) and which has not been abandoned permanently.

Tapped area

The area under mature rubber that has been tapped including areas "rested" under rotational systems.

Production

Production of natural rubber refers to the dry rubber content (DRC) of field latex, rubber sheets and scrap (lump and bark) produced by estates and smallholders. This data is collected from the purchasing data of raw rubber processor factories.

Yield

The yield is derived by dividing the total production by the average hectarage tapped during the reference month.

The data on imports and exports are compiled by the Department of Statistics from declaration forms sourced from the Malaysian Royal Customs Department and Free Zone Authorities. External trade data for Malaysia do not include inter-regional trade between Peninsular Malaysia, Sabah and Sarawak.

9. Imports and Exports

Import

Goods are brought into the country either directly or into bonded warehouses, whether or not such goods are for consumption, to be processed, used in manufacturing or for subsequent re-exports to other countries. This categorization of imports is also termed as 'general imports'. In this report, imports are classified according to the country of origin of the goods, that is, the country where the goods are given the final form before they are imported into the registration area.

Exports

Goods (locally produced or manufactured or imported for subsequent re-exports) taken out of the country. In this report, exports are classified according to the country of destination, that is, the country where it is expected that the goods will be consumed insofar as this can be ascertained at the time of export. In the case of goods shipped on an "Optional bill of lading", the country of destination refers to that of the first port declared. If the information regarding the country of destination of goods exported via Singapore is not known/available, such exports are included under the value of exports to Singapore that is, under the same category as goods consumed in Singapore. Exports include re-exports. This categorization of exports is also termed as 'general exports'. Data of imports and exports only covers natural rubber codes under HS4001.10.000 to HS4001.29.999.

- 10. Domestic consumption** *This refers to the usage of natural rubber such as latex concentrate, Ribbed Smoked Sheet (R.S.S.), Standard Malaysian Rubber (S.M.R.), etc. by manufacturing establishments in Malaysia to produce products such as tyres and tubes, rubber footwear, rubber gloves, rubber bands and others. Excluding rubber compound & reclaimed rubber and synthetics rubber.*
- 11. Stocks** *This refers to stocks of rubber owned by establishments regardless where it is located i.e. inside or outside the factory. They include stocks of unprocessed/in process/processed rubber. Stocks are reported as at the beginning and the end of the month.*
- 12. Prices** *Average buyers' mid-day prices for rubber "F.O.B." in Kuala Lumpur. Data on prices are obtained from Malaysian Rubber Board (MRB).*
- 13. Ownership** *The ownership of an establishment is classified by the residential status of the owner(s) of the majority (more than 50 per cent) of the paid-up capital and not by their citizenship status.*
- 14. Employment**
- (i) *Malaysian resident is any individual, company or other organization ordinarily domiciled in Malaysia for a period of at least one year. Malaysian registered branches and incorporated subsidiaries of foreign based/origins are also regarded as residents.*

(ii) *Non-Malaysian resident is any individual, company or other organization ordinarily domiciled in a country other than Malaysia. Foreign branches and/or subsidiaries abroad owned by residents are also regarded as non-residents.*

(iii) *Joint-Ownership is any Malaysian residents and Non-Malaysian residents held equal shares in the business.*

Total number of persons engaged

Number of persons working during December or the last pay period of the reference month.

Salaries & wages paid

Salaries & wages paid refer to cash payments, including bonuses, paid commissions, overtime wages, cost of living and allowances made to all employees during the reference year. While the employees' contributions to Employees' Provident Fund (EPF) and Social Security Organisation (SOCSO) is included. The employer's contributions are excluded. Allowances to working proprietor, working partners and unpaid family worker are also not included.

15. Rounding

The sum of the components may not add up to the totals in the tables presented in this publication due to rounding.

16. Notes and symbols

<i>D.R.C</i>	<i>Dry Rubber Content</i>
<i>RM</i>	<i>Ringgit Malaysia</i>
<i>Kg/Ha</i>	<i>Kilogram per hectare</i>
<i>-</i>	<i>Nil</i>

