



KEMENTERIAN EKONOMI
JABATAN PERANGKAAAN MALAYSIA

ISSN 2990-9651



9 772990 965003

2023

SUKU KEDUA
SECOND QUARTER

STATISTIK KAPASITI PENGGUNAAN INDUSTRI PEMBUATAN

MANUFACTURING INDUSTRY
CAPACITY UTILISATION STATISTICS

JABATAN PERANGKAAAN MALAYSIA
DEPARTMENT OF STATISTICS MALAYSIA



KEMENTERIAN EKONOMI
JABATAN PERANGKAAN MALAYSIA

STATISTIK KAPASITI PENGGUNAAN INDUSTRI PEMBUATAN

MANUFACTURING INDUSTRY CAPACITY UTILISATION STATISTICS

SUKU KEDUA **2023**
SECOND QUARTER

Dikeluarkan pada : **30** Ogos **2023**
Released on **August**

PEMAKLUMAN

Jabatan Perangkaan Malaysia (DOSM) sedang menjalankan Banci Ekonomi pada tahun 2023. DOSM amat menghargai kerjasama daripada responden dalam memberikan maklumat kepada DOSM serta menjayakan banci ini. Sila layari www.dosm.gov.my untuk maklumat lanjut.

DOSM telah melancarkan OpenDOSM NextGen sebagai medium yang menyediakan katalog data dan visualisasi bagi memudahkan pengguna menganalisis pelbagai data. OpenDOSM NextGen ialah platform perkongsian data sumber terbuka dan boleh diakses melalui portal <https://open.dosm.gov.my>.

Dimaklumkan bahawa Kerajaan Malaysia telah mengisytiharkan Hari Statistik Negara (*MyStats Day*) pada 20 Oktober setiap tahun. Tema sambutan *MyStats Day* adalah “*Connecting the World with Data We Can Trust*”

ANNOUNCEMENT

The Department of Statistics Malaysia (DOSM) is conducting the Economic Census in 2023. DOSM greatly appreciates the cooperation from respondents in providing information and ensuring the success of this census. Please visit www.dosm.gov.my for more information.

DOSM has launched OpenDOSM NextGen as a medium that provides a catalogue of data and visualization to facilitates users in analysing various data. OpenDOSM NextGen is an open source data sharing platform and accessible through <https://open.dosm.gov.my> portal.

*Please be informed that the Government of Malaysia has declared National Statistics Day (*MyStats Day*) on October 20 each year. *MyStats Day* theme is “*Connecting the World with Data We Can Trust*”.*

JABATAN PERANGKAAN MALAYSIA
DEPARTMENT OF STATISTICS MALAYSIA

Diterbitkan dan dicetak oleh / *Published and printed by:*

Jabatan Perangkaan Malaysia

Department of Statistics Malaysia

Blok C6 & C7, Kompleks C,

Pusat Pentadbiran Kerajaan Persekutuan

62514 Putrajaya,

MALAYSIA

Tel.	: 03-8885 7000
Faks	: 03-8888 9248
Portal	: https://www.dosm.gov.my
Facebook/ Twitter/ Instagram/ Youtube	: StatsMalaysia
Emel/ Email	: info@dosm.gov.my (pertanyaan umum / general enquiries) data@dosm.gov.my (pertanyaan & permintaan data / data request & enquiries)
Harga/ Price	: RM20.00

Diterbitkan pada Ogos 2023 / *Published in August 2023*

Hakcipta terpelihara/All rights reserved.

Tiada bahagian daripada terbitan ini boleh diterbitkan semula, disimpan untuk pengeluaran atau ditukar dalam apa-apa bentuk atau alat apa jua pun kecuali setelah mendapat kebenaran daripada Jabatan Perangkaan Malaysia. Pengguna yang mengeluarkan sebarang maklumat dari terbitan ini sama ada yang asal atau diolah semula hendaklah meletakkan kenyataan berikut:

“Sumber: Jabatan Perangkaan Malaysia”.


No part of this publication may be reproduced or distributed in any form or by any means or stored in database without the prior written permission from Department of Statistics, Malaysia. Users reproducing content of this publication with or without adaptation should quote the following.

“Source: Department of Statistics Malaysia”.

ISSN 2990-9651



KATA PENGANTAR



Penerbitan Statistik Kapasiti Penggunaan Industri Pembuatan diterbitkan oleh Jabatan Perangkaan Malaysia (DOSM). Penerbitan ini memaparkan statistik kapasiti penggunaan bagi sektor Pembuatan di Malaysia yang diterbitkan secara suku tahunan mulai Suku Pertama 2023. Statistik ini disusun mulai Januari 2015 sehingga Jun 2023 yang memberikan indikator tambahan kepada pengguna dalam menilai prestasi sektor Pembuatan di Malaysia.

Konsep yang digunakan dalam penerbitan ini adalah berpandukan kepada *International Recommendations for Industrial Statistics 2008, United Nations Statistics Division* manakala definisi Pembuatan adalah konsisten dengan Piawaian Klasifikasi Industri Malaysia (MSIC) 2008 Ver. 1.0. Statistik ini juga boleh digunakan sebagai sumber rujukan oleh kerajaan, ahli ekonomi, ahli akademik, pihak swasta serta individu bagi tujuan perancangan dan penggubalan dasar, analisis ekonomi, unjuran dan membantu dalam perancangan pembangunan perniagaan.

Penerbitan ini mengandungi tiga bahagian. Bahagian pertama memaparkan infografik dan ringkasan penemuan. Bahagian kedua memuatkan jadual terperinci manakala bahagian ketiga menerangkan aspek teknikal seperti skop & liputan dan konsep & definisi yang digunakan bagi memudahkan pengguna memahami statistik yang diterbitkan.

Jabatan Perangkaan Malaysia merakamkan setinggi-tinggi penghargaan atas kerjasama dan sumbangan yang diberikan oleh semua pihak dalam membekalkan data yang diperlukan dan menyumbang kepada kejayaan penerbitan ini. Setiap maklum balas dan cadangan untuk penambahbaikan penerbitan ini pada masa akan datang amatlah dihargai.

DATO' SRI DR. MOHD UZIR MAHIDIN
Ketua Perangkawan Malaysia

Ogos 2023



PREFACE

The Manufacturing Industry Capacity Utilisation Statistics is a publication published by the Department of Statistics Malaysia (DOSM). The publication presents capacity utilisation statistics for the Manufacturing sector in Malaysia which published on quarterly basis since First Quarter 2023. The statistics was compiled from January 2015 until June 2023 which provide additional indicators for the users in assessing the performance of the Manufacturing sector in Malaysia.

The concept used in this compilation is guided by the International Recommendations for Industrial Statistics 2008, United Nations Statistics Division while the definition of Manufacturing is consistent with Malaysia Standard Industrial Classification (MSIC) 2008 Ver. 1.0. These statistics can be used by government agencies, economists, academicians, private sectors and individuals for planning and formulating policies, economic analysis, projections and assisting in business development planning.

This publication is divided into three main parts. The first part displays the infographic and summary of findings. The second part shows the detailed statistical tables meanwhile the third part explains technical aspects such as scope & coverage and concepts & definitions used to assist users to understand the published statistics.

Department of Statistics Malaysia (DOSM) gratefully acknowledges the co-operation and contribution of all parties who have provided the required data and contributed to the success of this publication. Every feedback and suggestion towards improving future publications is highly appreciated.

DATO' SRI DR. MOHD UZIR MAHIDIN
Chief Statistician Malaysia

August 2023

KANDUNGAN CONTENTS



Muka Surat Pages

Kata Pengantar <i>Preface</i>	i - ii
Kandungan <i>Contents</i>	iii - iv
Ringkasan Penemuan <i>Summary of Findings</i>	1 - 12
Jadual Statistik <i>Statistical Tables</i>	13 - 87
1 Kapasiti Penggunaan Industri Pembuatan mengikut Subsektor <i>Manufacturing Industry Capacity Utilisation by Sub-sector</i>	
1a Tahunan <i>Yearly</i>	15
1b Suku Tahunan <i>Quarterly</i>	16 - 17
1c Bulanan <i>Monthly</i>	18 - 23
2 Kapasiti Penggunaan Industri Pembuatan mengikut Kumpulan <i>Manufacturing Industry Capacity Utilisation by Group</i>	
2a Tahunan <i>Yearly</i>	24 - 26
2b Suku Tahunan <i>Quarterly</i>	27 - 35
2c Bulanan <i>Monthly</i>	36 - 53



KANDUNGAN CONTENTS

	Muka Surat <i>Pages</i>
3 Kapasiti Penggunaan Industri Pembuatan mengikut Industri Berorientasikan Eksport dan Industri Berorientasikan Domestik <i>Manufacturing Industry Capacity Utilisation by Export-Oriented Industries and Domestic-Oriented Industries</i>	
3a Tahunan <i>Yearly</i>	54
3b Suku Tahunan <i>Quarterly</i>	55 - 57
3c Bulanan <i>Monthly</i>	58 - 63
4 Kapasiti Penggunaan Industri Pembuatan mengikut Negeri <i>Manufacturing Industry Capacity Utilisation by State</i>	
4a Tahunan <i>Yearly</i>	64
4b Suku Tahunan <i>Quarterly</i>	65 - 67
4c Bulanan <i>Monthly</i>	68 - 73
5 Faktor Kapasiti Industri Pembuatan di bawah Tahap Penggunaan - Peratus Sumbangan <i>Factors of Underutilisation of Manufacturing Industry Capacity - Percentage Share</i>	74 - 75
6 Kapasiti Penggunaan Industri Pembuatan mengikut Negara Terpilih <i>Manufacturing Industry Capacity Utilisation by Selected Country</i>	76 - 77
7 Indeks Pengeluaran Perindustrian Sektor Pembuatan Mengikut Kumpulan <i>Industrial Production Index of Manufacturing Sector by Group</i>	
7a Tahunan <i>Yearly</i>	78
7b Suku Tahunan <i>Quarterly</i>	79 - 81
7c Bulanan <i>Monthly</i>	82 - 87
Nota Teknikal <i>Technical Notes</i>	89 - 98

Ringkasan Penemuan

Summary of Findings



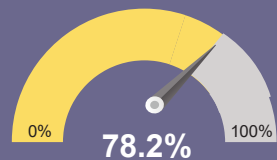
Muka surat ini sengaja dibiarkan kosong
This page is deliberately left blank



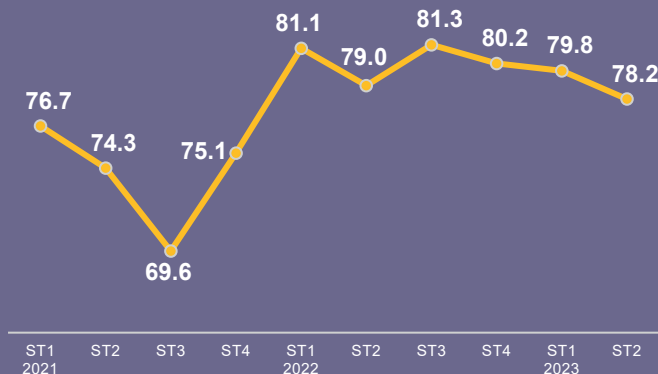
STATISTIK KAPASITI PENGGUNAAN INDUSTRI PEMBUATAN SUKU KEDUA 2023

Industri Pembuatan beroperasi pada kapasiti penggunaan yang lebih rendah iaitu 78.2 peratus pada suku kedua 2023 dengan enam negeri melepasi paras kadar nasional

Kapasiti Penggunaan Industri Pembuatan, ST1 2021 - ST2 2023



ST2 2023	
YoY	QoQ
-0.8	-1.6

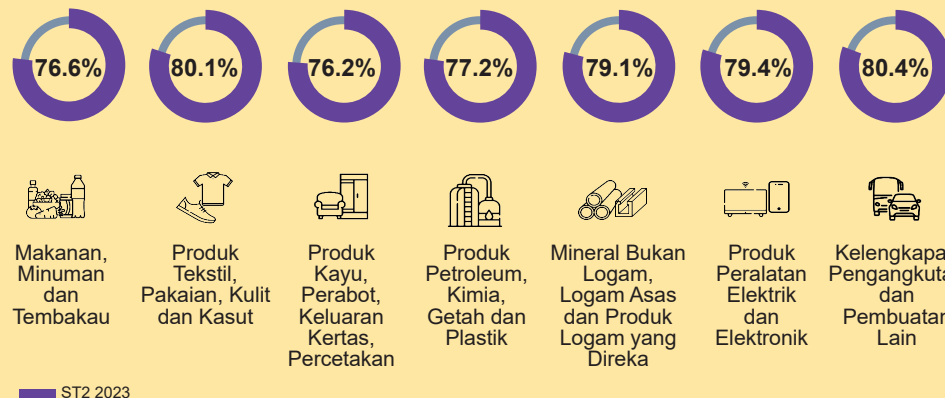


YoY : Perubahan mata peratus tahun ke tahun
QoQ : Perubahan mata peratus suku tahun ke suku tahun

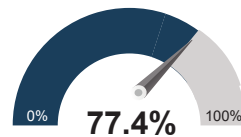
Kapasiti Penggunaan Industri Pembuatan (%)

Kapasiti Penggunaan Industri Pembuatan mengikut Subsektor

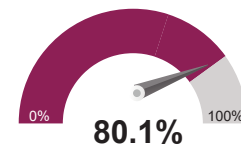
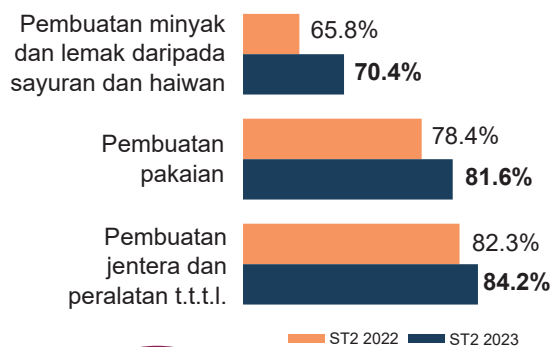
Kadar kapasiti penggunaan tertinggi pada suku kedua 2023 dicatatkan oleh subsektor **Kelengkapan pengangkutan & pembuatan lain** dengan **80.4 peratus**



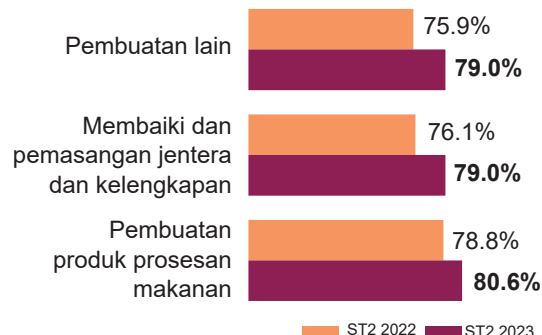
Peningkatan tiga tertinggi dalam industri berorientasikan eksport dan domestik pada ST2 2023



Industri Berorientasikan Eksport




Industri Berorientasikan Domestik



Kapasiti Penggunaan Industri Pembuatan mengikut Negeri

Industri Pembuatan di tiga negeri beroperasi pada kapasiti lebih 80 peratus pada suku kedua 2023 iaitu **Terengganu (86.4%)**, **Selangor (82.0%)** dan **Melaka (81.8%)**



Apakah yang dimaksudkan dengan Kapasiti Penggunaan Industri Pembuatan?

Kapasiti penggunaan merujuk kepada nisbah output sebenar yang dihasilkan berbanding pengeluaran output pada kapasiti penuh melalui gabungan optimum mesin, bahan mentah dan buruh

Kapasiti Penggunaan

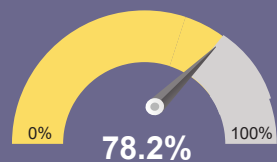
$$= \frac{\text{Nilai Pengeluaran Sebenar}}{\text{Nilai Pengeluaran Penuh}} \times 100$$



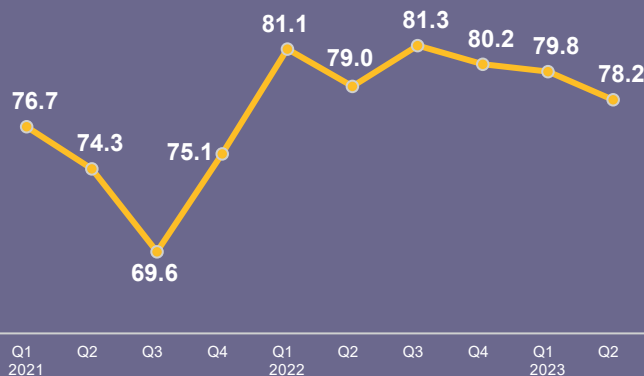
MANUFACTURING INDUSTRY CAPACITY UTILISATION STATISTICS SECOND QUARTER 2023

Manufacturing industry operated at a lower capacity utilisation of 78.2 per cent in the second quarter of 2023 with six states surpassing the national rate

Manufacturing Industry Capacity Utilisation, Q1 2021 - Q2 2023



Q2 2023	
YoY	-0.8
QoQ	-1.6

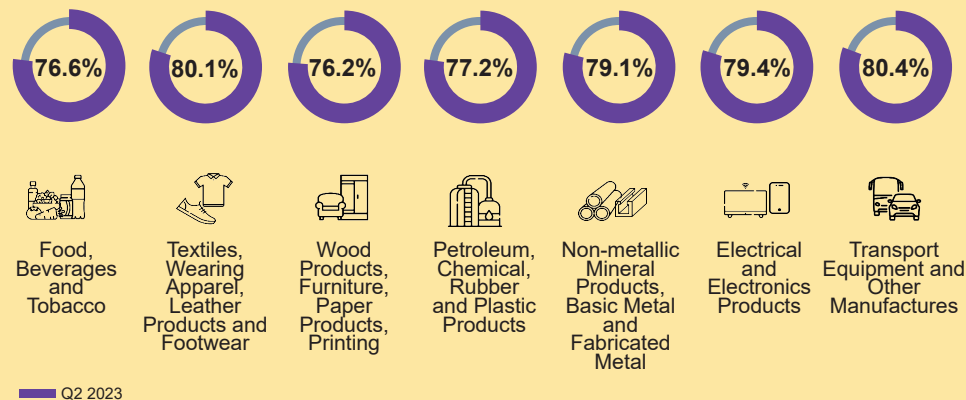


YoY : Year-on-year percentage points change
QoQ : Quarter-on-quarter percentage points change

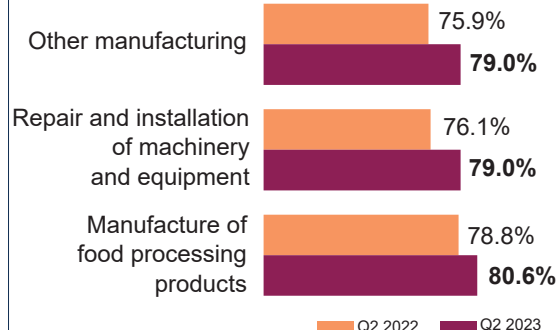
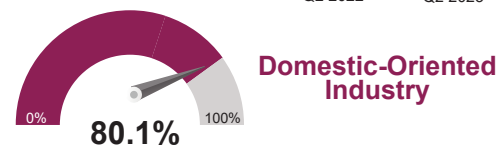
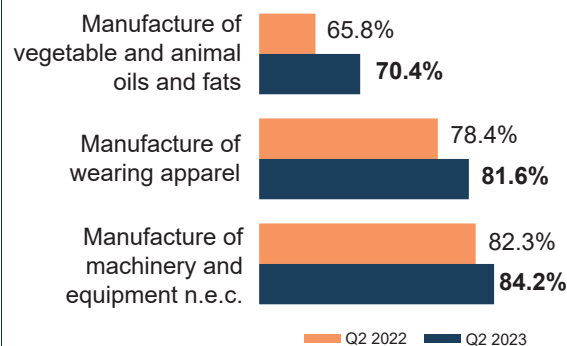
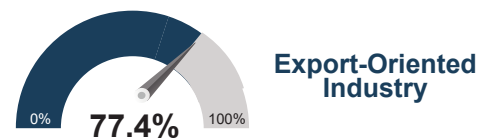
Manufacturing Industry Capacity Utilisation (%)

Manufacturing Industry Capacity Utilisation by Sub-sector

The highest capacity utilisation rate in the second quarter of 2023 was recorded by the sub-sector of **Transport equipment & other manufactures** with **80.4 per cent**




Top three increments in exports-oriented and domestic-oriented industries in Q2 2023



Manufacturing Industry Capacity Utilisation by State

The Manufacturing industry in three states operated at a capacity exceed 80 per cent in the second quarter of 2023 namely **Terengganu (86.4%)**, **Selangor (82.0%)** and **Melaka (81.8%)**



What is meant by Manufacturing Industry Capacity Utilisation?

Capacity utilisation refers to a ratio of actual output produced to the production of output at full capacity through an optimal combination of machinery, raw materials and labour

$$\text{Capacity Utilisation} = \frac{\text{Actual Level of Output}}{\text{Full Level of Output}} \times 100$$



1.0 Pengenalan

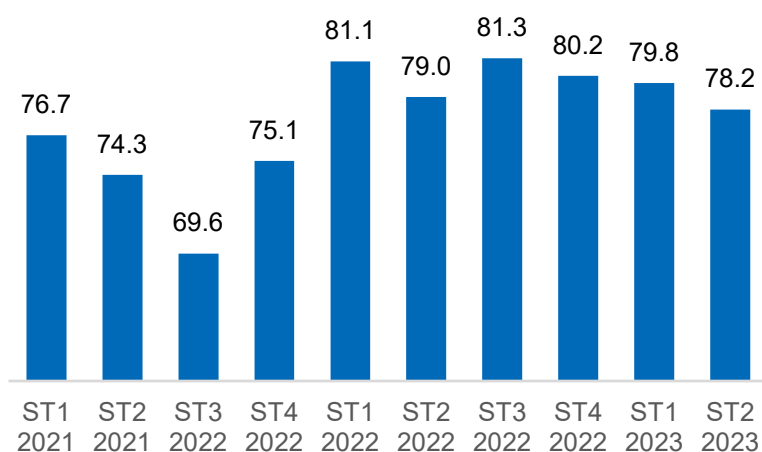
Penerbitan ini memaparkan statistik kapasiti penggunaan bagi industri Pembuatan yang diperoleh daripada Survei Pembuatan Bulanan yang dijalankan oleh Jabatan Perangkaan Malaysia. Statistik yang dilaporkan dalam penerbitan ini adalah dari tempoh suku pertama 2015 hingga suku kedua 2023 di peringkat nasional dan negeri. Sebagai tambahan, data tahunan dan bulanan juga dilaporkan dalam penerbitan ini.

Kapasiti penggunaan merujuk kepada nisbah output sebenar yang dihasilkan berbanding pengeluaran output pada kapasiti penuh melalui gabungan optimum mesin, bahan mentah dan buruh. Konsep yang digunakan dalam penerbitan ini adalah berpandukan kepada *International Recommendations for Industrial Statistics 2008, United Nations Statistics Division* manakala definisi Pembuatan adalah konsisten dengan Piawai Klasifikasi Industri Malaysia (MSIC) 2008 Ver. 1.0.

2.0 Prestasi Kapasiti Penggunaan Industri Pembuatan di Malaysia, Suku Kedua 2023

Industri Pembuatan beroperasi dengan kapasiti penggunaan 78.2 peratus pada suku kedua 2023, menyusut 0.8 mata peratus berbanding setahun yang lalu (ST2 2022: 79.0%). Penurunan dicatatkan dalam hampir kesemua subsektor kecuali Pembuatan produk mineral bukan logam, logam asas & produk logam yang direka. Berbanding suku tahun sebelumnya, kapasiti penggunaan industri Pembuatan terus menyusut kepada negatif 1.6 mata peratus (ST1 2023: 79.8%; -0.4 mata peratus) (**Paparan 1**).

Paparan 1: Kapasiti Penggunaan Industri Pembuatan, ST1 2021 - ST2 2023










Kadar kapasiti penggunaan yang lebih rendah tersebut dipengaruhi oleh prestasi pada April 2023 iaitu merekodkan 76.5 peratus, paling rendah yang dicatatkan sejak Disember 2021 (**Jadual 1c**). Pada masa yang sama, kapasiti penggunaan bagi Mei dan Jun 2023 masing-masing mencatatkan 79.0 dan 79.2 peratus. Beberapa faktor menyumbang kepada kapasiti pengeluaran yang lebih rendah pada suku kedua 2023, termasuk permintaan yang rendah; bekalan bahan yang tidak mencukupi; dan pembaikan & penyelenggaraan mesin & peralatan.

3.0 Kapasiti Penggunaan mengikut Subsektor Pembuatan, Suku Kedua 2023

Subsektor Pembuatan kelengkapan pengangkutan & pembuatan lain menunjukkan kadar kapasiti penggunaan yang tertinggi pada suku kedua 2023 dengan 80.4 peratus tetapi menurun sebanyak 0.2 mata peratus tahun ke tahun; dan diikuti oleh Pembuatan tekstil, pakaian, produk kulit & kasut (80.1%; -1.3 mata peratus). Sementara itu, kadar kapasiti penggunaan bagi subsektor yang lain adalah di bawah 80.0 peratus dengan yang paling rendah direkodkan oleh subsektor Pembuatan kayu, perabot, produk kertas & percetakan pada 76.2 peratus (ST2 2022: 78.6%; -2.4 mata peratus).

Berbanding suku tahun sebelum, subsektor Pembuatan makanan, minuman & tembakau; dan Pembuatan kelengkapan pengangkutan & pembuatan lain masing-masing jatuh kepada negatif 5.3 mata peratus dan negatif 3.6 mata peratus. Selain itu, Pembuatan produk petroleum, kimia, getah & plastik terus merosot dengan negatif 3.6 mata peratus kepada 77.2 peratus berbanding suku pertama 2023 (ST1 2023: 80.8%; -1.3 mata peratus) (**Paparan 2**).

Paparan 2: Kapasiti Penggunaan Industri Pembuatan mengikut Subsektor, ST2 2023

	Kapasiti penggunaan industri Pembuatan (%)	Perubahan mata peratus tahun ke tahun	Perubahan mata peratus suku tahun ke suku tahun
 Makanan, minuman dan tembakau	76.6	-5.6	-5.3
 Tekstil, pakaian, kulit dan kasut	80.1	-1.3	2.1
 Produk kayu, perabot, keluaran kertas, percetakan	76.2	-2.4	1.0
 Petroleum, kimia, getah dan plastik	77.2	-0.5	-3.6
 Produk mineral bukan logam, logam asas dan produk logam yang direka	79.1	0.3	0.2
 Produk elektrik dan elektronik	79.4	-0.2	0.5
 Kelengkapan pengangkutan dan pembuatan lain	80.4	-0.2	-3.6

4.0 Kapasiti Penggunaan Industri Pembuatan mengikut Negeri

Secara keseluruhan, pada suku kedua 2023, kapasiti penggunaan di enam negeri melepasi paras kadar nasional iaitu Terengganu (86.4%), Selangor (82.0%), Melaka (81.8%), Johor (78.7%), Kedah (78.6%) dan Negeri Sembilan (78.3%). Sementara itu, negeri lain merekodkan kadar kapasiti yang lebih rendah dari paras purata nasional, dengan Perlis terus merekodkan kadar terendah pada 62.3 peratus.

Berbanding setahun yang lalu, WP Labuan merekodkan peningkatan tertinggi dengan kenaikan 16.9 mata peratus, diikuti oleh Melaka yang meningkat 11.3 mata peratus. Secara suku tahunan, Selangor yang merupakan salah satu penyumbang terbesar kepada industri Pembuatan mencatatkan kenaikan 2.3 mata peratus dalam kadar kapasiti penggunaan (**Paparan 3**).



Paparan 3: Kapasiti Penggunaan Industri Pembuatan mengikut Negeri, ST2 2023



*Termasuk W.P. Putrajaya

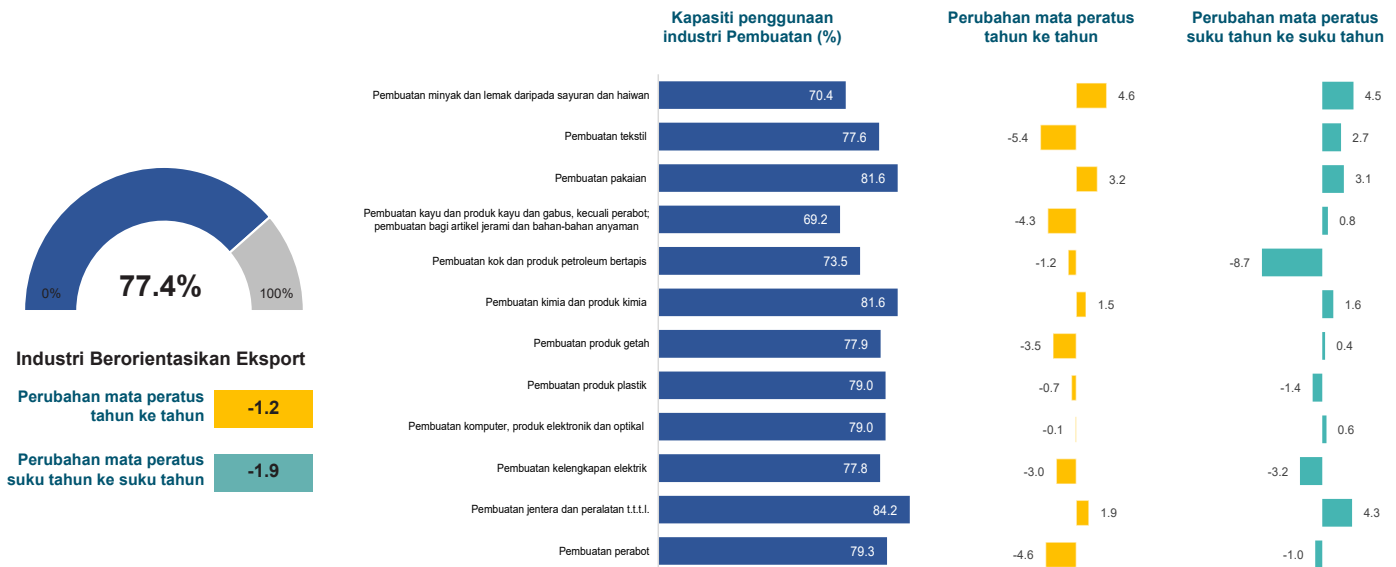
5.0 Kapasiti Penggunaan dalam Industri Berorientasikan Eksport dan Domestik

Kapasiti penggunaan bagi industri berorientasikan eksport merosot 1.2 mata peratus kepada 77.4 peratus pada suku tahun tersebut (**Paparan 4**). Hampir kesemua industri dalam segmen ini mencatatkan kemerosotan kecuali Pembuatan minyak & lemak daripada sayuran & haiwan yang menunjukkan peningkatan 4.6 mata peratus kepada 70.4 peratus; dan Pembuatan pakaian yang naik 3.2 mata peratus kepada 81.6 peratus. Tambahan lagi, Pembuatan kimia & produk kimia serta Pembuatan jentera & peralatan t.t.t.l masing-masing turut mengalami peningkatan 1.5 mata peratus dan 1.9 mata peratus.

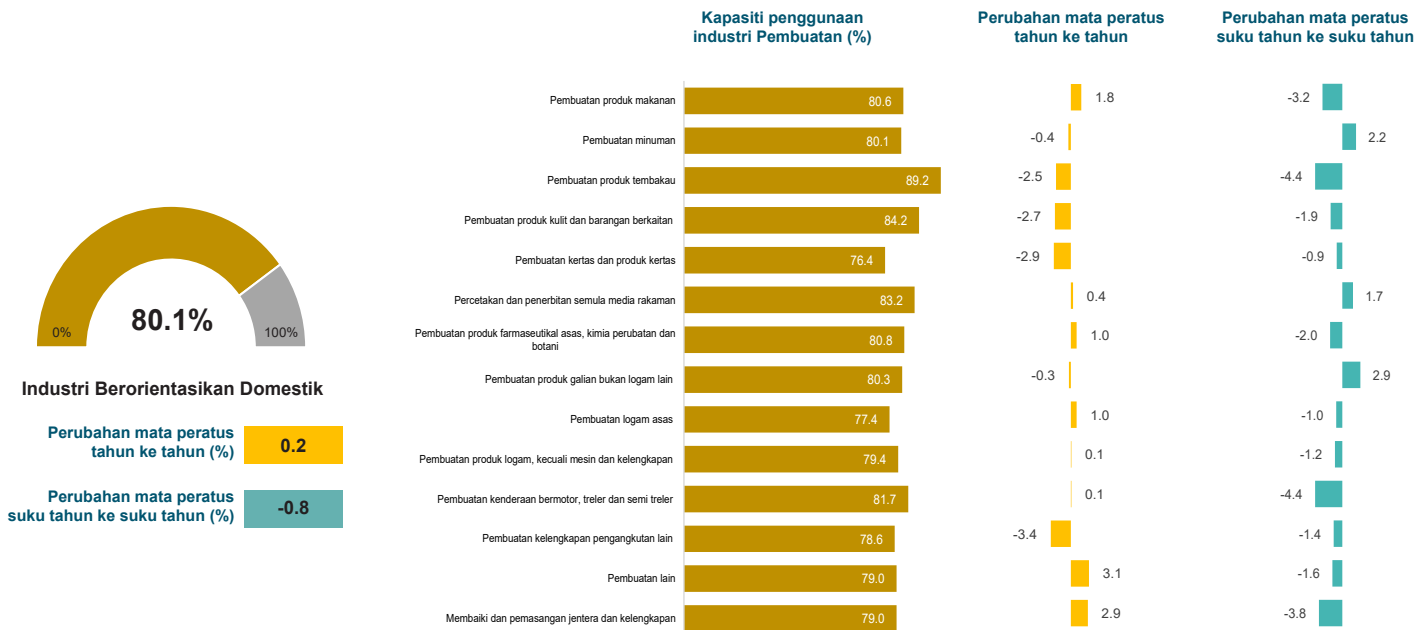
Namun begitu, kadar kapasiti penggunaan bagi industri berorientasikan domestik tumbuh sederhana 0.2 mata peratus, mencapai 80.1 peratus (**Paparan 5**). Tiga kenaikan tertinggi direkodkan oleh Pembuatan lain (79.0%; +3.1 mata peratus); Membaiki & pemasangan jentera & kelengkapan (79.0%; +2.9 mata peratus); dan Pembuatan produk prosesan makanan (80.6%; +1.8 mata peratus).

Bagi perbandingan dengan suku tahun sebelum, kedua-dua industri berorientasikan domestik dan eksport masing-masing merekodkan kejatuhan 2.0 mata peratus dan 2.3 mata peratus.

Paparan 4: Kapasiti Penggunaan Industri Pembuatan Berorientasikan Eksport



Paparan 5: Kapasiti Penggunaan Industri Pembuatan Berorientasikan Domestik



6.0 Prestasi Indeks Pengeluaran Perindustrian (IPP), Suku Kedua 2023

Pada suku kedua 2023, IPP mencatatkan penurunan marginal 0.3 peratus tahun ke tahun berbanding pertumbuhan 2.9 peratus yang direkodkan pada suku pertama 2023. Pada tempoh tersebut, sektor Perlombongan merosot 2.8 peratus, manakala sektor Pembuatan meningkat sedikit sebanyak 0.1 peratus. Sementara itu, penjanaan Elektrik meningkat 2.8 peratus, meneruskan aliran menaik bagi dua suku tahun berturut-turut. Berbanding suku tahun sebelum, IPP menyusut sebanyak 2.4 peratus.

Pertumbuhan marginal 0.1 peratus dalam output sektor Pembuatan (ST1 2023: 3.4%) turut dicerminkan melalui penurunan kapasiti penggunaan industri pembuatan pada suku kedua 2023 ini. Perbandingan suku tahun ke suku tahun, sektor Pembuatan menurun 2.1 peratus berbanding negatif 4.0 peratus direkodkan pada suku pertama 2023.



1.0 Introduction

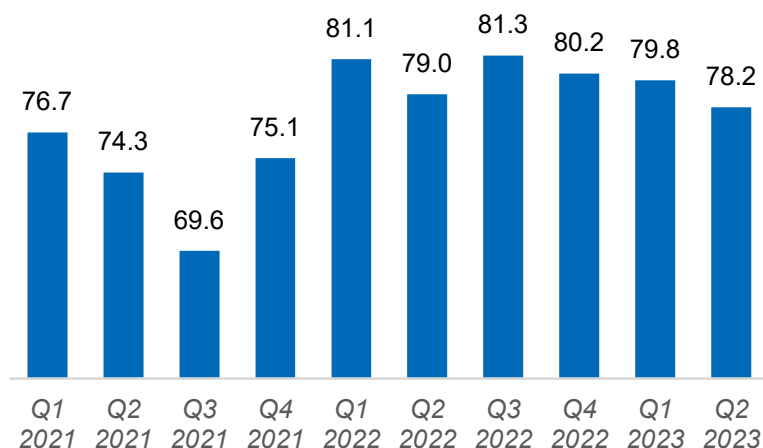
This publication presents statistics on capacity utilisation for Manufacturing industries acquired from the Monthly Manufacturing Survey conducted by the Department of Statistics, Malaysia. The statistics reported in this publication is for the period of the first quarter of 2015 until the second quarter of 2023 at the national and state level. In addition, annual and monthly data are also reported in this publication.

Capacity utilisation refers to a ratio of actual output produced to the production of output at full capacity through an optimal combination of machinery, raw materials and labour. The concept used in this compilation is guided by the International Recommendations for Industrial Statistics 2008, United Nations Statistics Division while the definition of Manufacturing is consistent with Malaysia Standard Industrial Classification (MSIC) 2008 Ver. 1.0.

2.0 Performance of Manufacturing Industry Capacity Utilisation in Malaysia, Second Quarter of 2023

Manufacturing industry operated with capacity utilisation of 78.2 per cent in the second quarter 2023, lowered by 0.8 percentage points as compared to a year ago (Q2 2022: 79.0%). The decline was recorded in almost all sub-sectors except for the Manufacture of other non-metallic mineral products, basic metals & fabricated metal products. As compared to the previous quarter, the capacity utilisation of the manufacturing industry further lowered by negative 1.6 percentage points (Q1 2023: 79.8%; -0.4 percentage points). (Figure 1)

Figure 1: Manufacturing Industry Capacity Utilisation, Q1 2021 – Q2 2023








The lower capacity utilisation rate in the second quarter was attributed to the performance in April 2023, which posted 76.5 per cent, the lowest rate recorded since December 2021 (Table 1c). In the meantime, the capacity utilisation rate for May and June 2023 stood at 79.0 and 79.2 per cent respectively. Several factors contributed to lower production capacity in the second quarter of 2023, including lower demand, limited supply of materials, and repair and maintenance of machinery and equipment

3.0 Capacity Utilisation by Manufacturing Sub-sector, Second Quarter of 2023

Manufacture of transport equipment & other manufactures sub-sector posted the highest capacity utilisation rate in the second quarter of 2023 with 80.4 per cent but lowered by negative 0.2 percentage points year-on-year; and followed by the Manufacture of textile, wearing apparel, leather & footwear products (80.1%; -1.3 percentage points). Meanwhile, the utilisation rate for the remaining sub-sectors was below 80.0 per cent with the lowest recorded by the Manufacture of wood, furniture, paper products & printing sub-sector at 76.2 per cent (Q2 2022: 78.6%; -2.4 percentage points).

In comparison with the previous quarter, the Manufacture of food, beverages & tobacco products; and Manufacture of transport equipment & other manufactures sub-sectors turned downward to a negative 5.3 percentage points and negative 3.6 percentage points, respectively. Moreover, the Manufacture of petroleum, chemical, rubber & plastic products further declined by negative 3.6 percentage points to 77.2 per cent as compared to the first quarter of 2023 (Q1 2023: 80.8%; -1.3 percentage points) (Figure 2).

Figure 2: Manufacturing Industry Capacity Utilisation by Sub-sector, Q2 2023

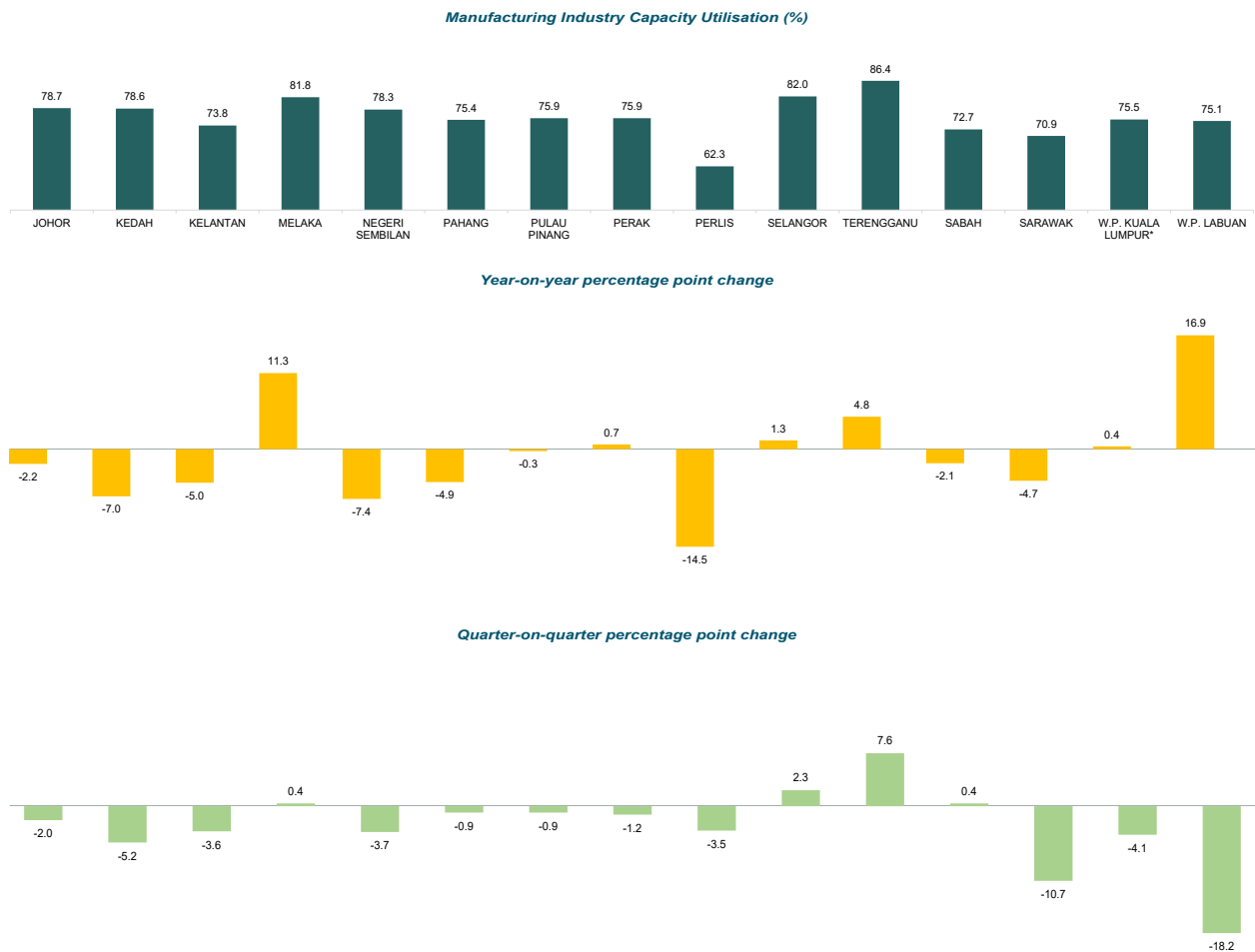
	Manufacturing industry capacity utilisation (%)	Year-on-year percentage point change	Quarter-on-quarter percentage point change
 Food, beverages and tobacco	76.6	-5.6	-5.3
 Textiles, wearing apparel, leather and footwear	80.1	-1.3	2.1
 Wood products, furniture, paper products and printing	76.2	-2.4	1.0
 Petroleum, chemical, rubber and plastic	77.2	-0.5	-3.6
 Non-metallic mineral products, basic metal and fabricated metal	79.1	0.3	0.2
 Electrical and electronic products	79.4	-0.2	0.5
 Transport equipment and other manufactures	80.4	-0.2	-3.6

4.0 Manufacturing Industry Capacity Utilisation by State

Overall, in the second quarter of 2023, the capacity utilisation of six (6) states surpassed the national rate. These states were Terengganu (86.4%), Selangor (82.0%), Melaka (81.8%), Johor (78.7%), Kedah (78.6%) and Negeri Sembilan (78.3%). Meanwhile, other states recorded lower capacity rates than the national average, with Perlis continuing to record the lowest at 62.3 per cent.

In comparison with a year ago, WP Labuan posted the highest increase with the addition of 16.9 percentage points, followed by Melaka which increased by 11.3 percentage points. On quarterly basis, Selangor which was one of the largest contributors to the Manufacturing industry posted an increase of 2.3 percentage points in capacity utilisation rate (Figure 3).

Figure 3: Manufacturing Industry Capacity Utilisation by State, Q2 2023



*includes W.P. Putrajaya

5.0 Capacity Utilisation in Export-Oriented and Domestic-Oriented Industries

The capacity utilisation in export-oriented industry declined by 1.2 percentage points to 77.4 per cent during second quarter of 2023 (Figure 4). Almost all industries in this segment registered a decrease except for the Manufacture of vegetable & animal oils & fats which posted an increase of 4.6 percentage points to reach 70.4 per cent; and the Manufacture of wearing apparel which rose by 3.2 percentage points to record 81.6 per cent. Additionally, the Manufacture of chemicals & chemical products and the Manufacture of machinery & equipment n.e.c also experienced an increase of 1.5 percentage points and 1.9 percentage points, respectively.

Nonetheless, the capacity utilisation rate in domestic-oriented industry grew modestly by 0.2 percentage points, reaching 80.1 per cent (Figure 5). The top three increments were recorded by the Other manufacturing (79.0%; +3.1 percentage points); Repair & installation of machinery equipment (79.0%; +2.9 percentage points); and Manufacture of food processing products (80.6%; +1.8 percentage points).

In comparison with the previous quarter, both domestic-oriented and export-oriented industries registered a decline of 2.0 percentage points and 2.3 percentage points, respectively.

SUMMARY OF FINDINGS

Figure 4: Manufacturing Industry Capacity Utilisation by Export-Oriented Industry, Q2 2023

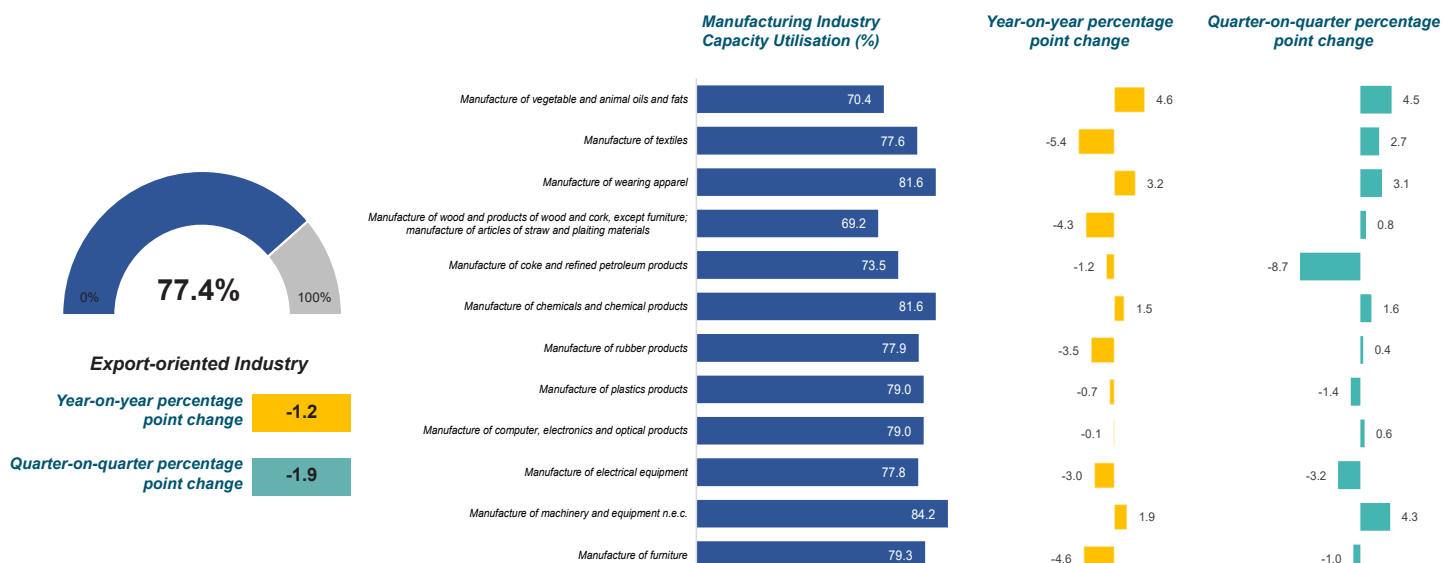
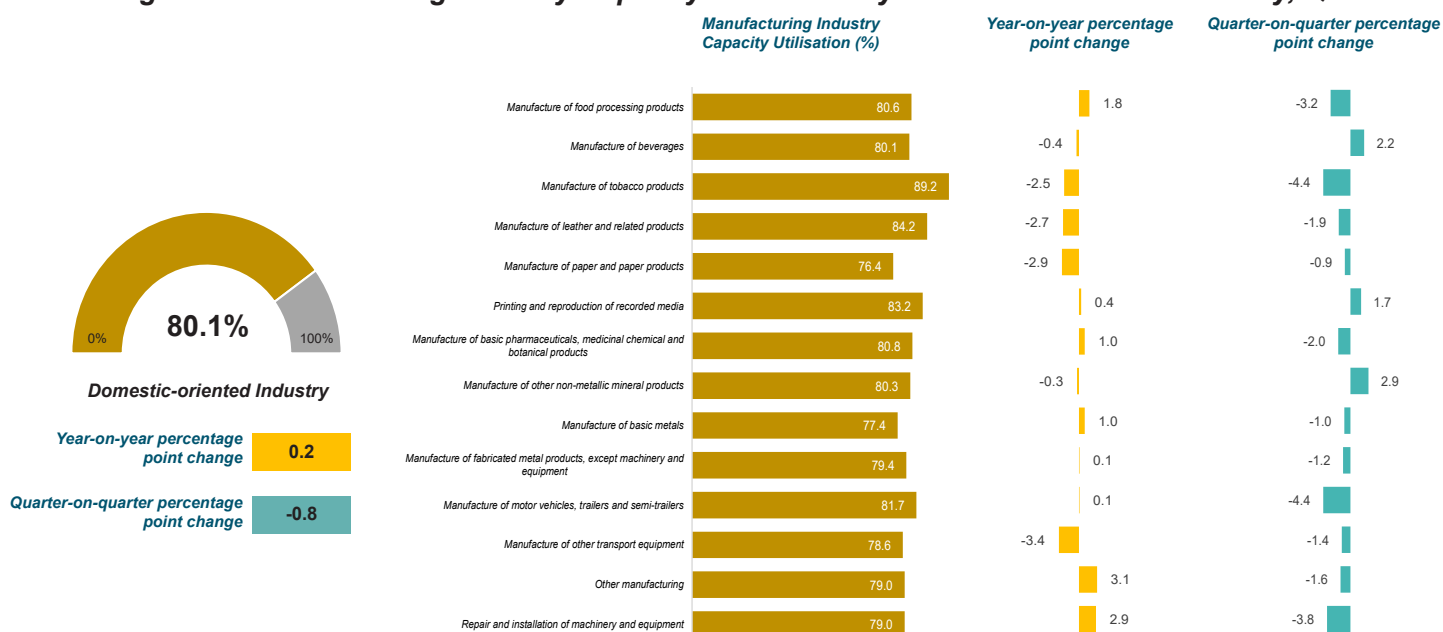


Figure 5: Manufacturing Industry Capacity Utilisation by Domestic-Oriented Industry, Q2 2023



6.0 Performance of Industrial Production Index (IPI), Second Quarter of 2023

In the second quarter 2023, IPI registered a marginal decline of 0.3 per cent year-on-year as compared to the 2.9 per cent growth recorded in the first quarter of 2023. During the period, the Mining sector decreased by 2.8 per cent, while the Manufacturing sector rose slightly by 0.1 per cent. Meanwhile, Electricity generation increased by 2.8 per cent, continuing an upward trend for two consecutive quarters. As compared to the previous quarter, IPI dropped by 2.4 percent.

The marginal growth of 0.1 percent in the Manufacturing sector output (Q1 2023: 3.4%) is also reflected through the decline in manufacturing industry capacity utilisation in the second quarter of 2023. Quarter-on-quarter comparison, the Manufacturing sector declined by 2.1 per cent as compared to negative 4.0 percent recorded in the first quarter of 2023.

Jadual Statistik
Statistical Table



Muka surat ini sengaja dibiarkan kosong
This page is deliberately left blank

1a Kapasiti Penggunaan Industri Pembuatan mengikut Subsektor - Tahunan
Manufacturing Industry Capacity Utilisation by Sub-sector - Yearly

Keterangan Subsektor <i>Sub-sector Description</i>	2015	2016	2017	2018	2019	2020	2021	2022
1. Makanan, minuman dan tembakau <i>Food, beverages and tobacco</i>	74.8	75.6	70.5	71.1	73.3	66.7	67.3	81.2
10 Pembuatan produk makanan <i>Manufacture of food products</i>	75.2	75.2	76.3	76.5	73.7	73.9	75.1	76.4
11 Pembuatan minuman <i>Manufacture of beverages</i>	75.4	76.7	67.3	71.9	71.4	65.3	67.3	81.5
12 Pembuatan produk tembakau <i>Manufacture of tobacco products</i>	73.3	73.5	73.0	65.3	76.9	59.7	61.4	84.2
2. Tekstil, pakaian, kulit dan kasut <i>Textiles, wearing apparel, leather and footwear</i>	84.7	87.6	77.8	78.1	77.8	68.4	74.5	81.0
13 Pembuatan tekstil <i>Manufacture of textiles</i>	80.6	86.9	71.3	69.1	69.1	65.7	73.7	85.5
14 Pembuatan pakaian <i>Manufacture of wearing apparel</i>	90.0	89.4	84.2	87.4	87.0	70.9	76.2	74.1
15 Pembuatan produk kulit dan barangan berkaitan <i>Manufacture of leather and related products</i>	82.1	83.2	81.0	81.8	79.2	70.6	71.2	89.9
3. Produk kayu, perabot, keluaran kertas dan percetakan <i>Wood products, furniture, paper products and printing</i>	77.4	77.0	77.5	78.0	77.0	69.9	70.9	78.1
16 Pembuatan kayu dan produk kayu dan gabus, kecuali perabot; pembuatan bagi artikel jerami dan bahan-bahan anyaman <i>Manufacture of wood and products of wood and cork, except furniture; manufacture of articles of straw and plaiting materials</i>	77.0	74.2	75.1	75.4	73.9	67.6	68.9	72.6
17 Pembuatan kertas dan produk kertas <i>Manufacture of paper and paper products</i>	77.3	79.9	78.2	81.0	79.1	73.9	74.2	79.3
18 Percetakan dan penerbitan semula media rakaman <i>Printing and reproduction of recorded media</i>	78.2	76.6	77.0	76.4	77.1	69.8	70.9	82.0
31 Pembuatan perabot <i>Manufacture of furniture</i>	78.0	79.4	81.4	80.0	79.9	68.8	70.2	83.8
4. Petroleum, kimia, getah dan plastik <i>Petroleum, chemical, rubber and plastic</i>	82.8	83.6	82.8	82.4	80.1	70.5	75.0	80.8
19 Pembuatan kok dan produk petroleum bertapis <i>Manufacture of coke and refined petroleum products</i>	85.5	86.1	86.9	84.4	80.3	63.0	70.8	81.6
20 Pembuatan kimia dan produk kimia <i>Manufacture of chemicals and chemical products</i>	81.8	83.5	78.6	82.3	81.1	76.3	80.2	80.1
21 Pembuatan produk farmaseutikal asas, kimia perubatan dan botani <i>Manufacture of basic pharmaceuticals, medicinal chemical and botanical products</i>	72.3	74.7	72.4	74.6	73.3	73.7	72.4	80.0
22 Pembuatan produk getah dan plastik <i>Manufacture of rubber and plastics products</i>	78.7	78.9	80.1	78.9	78.5	78.3	76.7	79.9
5. Produk mineral bukan logam, logam asas dan produk logam yang direka <i>Non-metallic mineral products, basic metal and fabricated metal products</i>	76.0	76.1	74.6	75.8	74.6	68.0	69.4	79.2
23 Pembuatan produk galian bukan logam lain <i>Manufacture of other non-metallic mineral products</i>	74.0	75.7	72.4	72.7	72.1	64.1	67.9	80.1
24 Pembuatan logam asas <i>Manufacture of basic metals</i>	76.2	76.6	77.8	77.1	75.7	68.0	68.7	77.2
25 Pembuatan produk logam, kecuali mesin dan kelengkapan <i>Manufacture of fabricated metal products, except machinery and equipment</i>	77.4	76.0	73.8	77.1	75.8	70.8	71.1	80.1
6. Produk elektrik dan elektronik <i>Electrical and electronic products</i>	80.7	80.7	80.3	78.9	77.3	70.8	76.7	80.5
26 Pembuatan komputer, produk elektronik dan optikal <i>Manufacture of computer, electronics and optical products</i>	81.2	81.6	80.7	78.9	77.1	70.5	76.9	80.1
27 Pembuatan kelengkapan elektrik <i>Manufacture of electrical equipment</i>	77.9	76.7	80.9	80.6	80.3	71.8	77.1	82.8
28 Pembuatan jentera dan peralatan t.t.t.l. <i>Manufacture of machinery and equipment n.e.c.</i>	78.5	76.8	76.0	76.4	75.5	71.9	74.3	81.7
7. Kelengkapan pengangkutan dan pembuatan lain <i>Transport equipment and other manufactures</i>	76.6	73.5	73.2	76.7	78.1	67.3	70.1	81.6
29 Pembuatan kenderaan bermotor, treler dan semi treler <i>Manufacture of motor vehicles, trailers and semi-trailers</i>	77.6	72.8	70.6	77.9	78.9	64.9	69.0	83.0
30 Pembuatan kelengkapan pengangkutan lain <i>Manufacture of other transport equipment</i>	75.2	74.6	77.7	74.8	78.5	69.6	72.0	81.3
32 Pembuatan lain <i>Other manufacturing</i>	76.4	75.9	76.6	73.9	76.3	72.6	71.9	76.9
33 Pembaikan dan pemasangan jentera dan kelengkapan <i>Repair and installation of machinery and equipment</i>	67.9	76.1	77.9	75.8	74.3	72.7	72.2	78.6
Malaysia	80.1	80.2	79.2	79.1	77.8	69.8	73.9	80.4

1b Kapasiti Penggunaan Industri Pembuatan mengikut Subsektor - Suku Tahunan
Manufacturing Industry Capacity Utilisation by Sub-sector - Quarterly

Keterangan Subsektor <i>Sub-sector Description</i>	2017				2018				2019	
	Q1	Q2	Q3	Q4	Q1	Q2	Q3	Q4	Q1	Q2
1. Makanan, minuman dan tembakau <i>Food, beverages and tobacco</i>	70.3	73.3	74.5	63.8	65.8	71.7	74.1	72.6	71.5	72.9
10 Pembuatan produk makanan <i>Manufacture of food products</i>	73.8	78.0	76.7	76.9	76.0	75.5	75.5	79.0	74.4	74.9
11 Pembuatan minuman <i>Manufacture of beverages</i>	64.6	69.2	72.6	62.7	63.9	73.0	77.0	73.5	67.6	70.1
12 Pembuatan produk tembakau <i>Manufacture of tobacco products</i>	80.0	78.5	77.2	56.2	62.4	66.3	66.6	66.0	78.1	77.4
2. Tekstil, pakaian, kulit dan kasut <i>Textiles, wearing apparel, leather and footwear</i>	78.8	73.8	79.0	79.4	75.6	81.4	77.8	77.5	76.8	77.5
13 Pembuatan tekstil <i>Manufacture of textiles</i>	73.9	65.7	73.3	72.4	64.3	75.6	68.3	68.3	69.3	68.6
14 Pembuatan pakaian <i>Manufacture of wearing apparel</i>	83.0	81.2	85.3	87.4	87.4	87.5	87.4	87.5	85.3	87.0
15 Pembuatan produk kulit dan barangan berkaitan <i>Manufacture of leather and related products</i>	83.7	81.3	79.7	79.3	80.6	83.9	83.5	79.4	75.9	79.2
3. Produk kayu, perabot, keluaran kertas dan percetakan <i>Wood products, furniture, paper products and printing</i>	77.1	77.1	77.6	78.1	77.4	78.2	78.6	77.7	76.9	77.1
16 Pembuatan kayu dan produk kayu dan gabus, kecuali perabot; pembuatan bagi artikel jerami dan bahan-bahan anyaman <i>Manufacture of wood and products of wood and cork, except furniture; manufacture of articles of straw and plaiting materials</i>	75.1	73.9	74.5	76.7	74.4	74.7	76.1	76.2	74.8	74.4
17 Pembuatan kertas dan produk kertas <i>Manufacture of paper and paper products</i>	77.7	78.1	78.1	78.8	81.2	80.7	81.2	80.7	78.2	79.1
18 Percetakan dan penerbitan semula media rakaman <i>Printing and reproduction of recorded media</i>	74.6	79.0	79.1	75.4	74.9	79.2	78.7	72.8	75.5	78.6
31 Pembuatan perabot <i>Manufacture of furniture</i>	82.1	80.3	81.3	82.2	79.9	80.2	79.7	80.2	80.1	78.3
4. Petroleum, kimia, getah dan plastik <i>Petroleum, chemical, rubber and plastic</i>	83.2	80.3	83.6	83.9	83.8	82.7	81.3	81.9	76.7	80.2
19 Pembuatan kok dan produk petroleum bertapis <i>Manufacture of coke and refined petroleum products</i>	88.6	82.8	87.8	88.4	85.8	85.9	81.8	83.9	74.4	79.8
20 Pembuatan kimia dan produk kimia <i>Manufacture of chemicals and chemical products</i>	78.2	77.4	79.4	79.5	84.0	81.0	82.2	82.0	79.8	82.2
21 Pembuatan produk farmaseutikal asas, kimia perubatan dan botani <i>Manufacture of basic pharmaceuticals, medicinal chemical and botanical products</i>	69.3	71.2	72.5	76.5	74.8	72.9	76.0	74.6	72.9	75.0
22 Pembuatan produk getah dan plastik <i>Manufacture of rubber and plastics products</i>	79.5	79.3	80.9	80.7	79.6	78.5	79.3	78.3	77.6	78.6
5. Produk mineral bukan logam, logam asas dan produk logam yang direka <i>Non-metallic mineral products, basic metal and fabricated metal products</i>	74.9	73.3	74.4	75.7	75.9	75.4	76.3	75.6	74.0	74.5
23 Pembuatan produk galian bukan logam lain <i>Manufacture of other non-metallic mineral products</i>	73.5	71.6	71.3	73.1	72.7	72.4	73.8	72.1	71.8	71.6
24 Pembuatan logam asas <i>Manufacture of basic metals</i>	78.3	75.0	79.0	79.0	77.4	76.6	77.6	76.8	73.3	75.6
25 Pembuatan produk logam, kecuali mesin dan kelengkapan <i>Manufacture of fabricated metal products, except machinery and equipment</i>	73.3	73.3	73.3	75.3	77.1	76.7	77.2	77.3	76.2	75.8
6. Produk elektrik dan elektronik <i>Electrical and electronic products</i>	79.4	78.9	82.0	81.0	79.5	79.1	80.1	76.8	75.9	77.0
26 Pembuatan komputer, produk elektronik dan optikal <i>Manufacture of computer, electronics and optical products</i>	79.5	79.0	82.8	81.5	79.2	79.0	80.6	76.6	75.3	76.8
27 Pembuatan kelengkapan elektrik <i>Manufacture of electrical equipment</i>	79.7	80.4	82.5	81.2	81.3	82.0	79.5	79.8	80.9	79.6
28 Pembuatan jentera dan peralatan t.t.t.l. <i>Manufacture of machinery and equipment n.e.c.</i>	77.9	76.2	74.4	75.5	79.2	76.4	75.6	74.4	74.6	75.6
7. Kelengkapan pengangkutan dan pembuatan lain <i>Transport equipment and other manufactures</i>	73.3	72.7	72.3	74.5	77.1	78.0	74.4	77.3	78.8	77.5
29 Pembuatan kenderaan bermotor, treler dan semi treler <i>Manufacture of motor vehicles, trailers and semi-trailers</i>	70.1	70.8	69.0	72.4	77.9	80.6	74.7	78.3	80.1	77.6
30 Pembuatan kelengkapan pengangkutan lain <i>Manufacture of other transport equipment</i>	79.8	74.1	77.8	79.1	75.2	73.0	73.1	77.9	79.8	79.6
32 Pembuatan lain <i>Other manufacturing</i>	77.6	76.2	77.5	75.0	74.3	73.7	73.0	74.6	75.1	77.4
33 Pembaikan dan pemasangan jentera dan kelengkapan <i>Repair and installation of machinery and equipment</i>	76.2	78.3	78.1	79.0	78.9	75.4	76.6	72.3	71.5	72.4
Malaysia	79.1	77.7	80.1	80.0	79.7	79.4	79.1	78.3	76.1	77.7

2020		2021				2022				2023					
Q3	Q4	Q1	Q2	Q3	Q4	Q1	Q2	Q3	Q4	Q1	Q2	Q3	Q4	Q1	Q2
73.5	75.1	69.3	60.9	69.6	66.8	71.9	63.2	58.5	75.5	85.3	82.2	77.9	79.5	81.9	76.6
73.8	71.5	73.1	75.2	74.9	72.3	75.1	76.2	77.1	71.8	74.2	74.4	78.9	78.0	77.6	75.4
71.6	76.4	68.0	54.5	67.5	71.2	66.9	62.7	64.1	75.5	83.2	80.5	81.8	80.7	77.9	80.1
77.2	74.8	66.8	47.9	70.4	53.6	80.3	55.1	32.1	77.9	98.2	91.7	68.8	77.8	93.6	89.2
78.1	78.7	73.6	57.7	70.4	72.0	77.9	75.6	69.2	75.4	80.9	81.4	82.4	79.3	78.0	80.1
69.1	69.4	71.7	54.1	68.3	68.7	78.4	75.7	68.2	72.4	86.6	83.0	87.7	84.6	74.9	77.6
87.6	88.3	75.8	60.8	72.1	74.8	78.5	76.4	70.8	79.2	73.3	78.4	74.2	70.6	78.5	81.6
79.8	82.1	72.4	61.5	72.8	75.7	73.2	71.4	66.9	73.4	87.7	86.9	92.4	92.8	86.1	84.2
76.8	77.1	72.0	62.0	72.6	73.1	73.2	70.3	66.8	73.4	78.3	78.6	78.9	76.7	75.2	76.2
73.3	73.0	67.3	62.4	70.3	70.1	69.0	68.3	66.6	71.7	72.6	73.5	73.5	70.8	68.4	69.2
78.7	80.2	74.4	68.4	75.7	77.1	77.6	75.3	70.4	73.3	82.7	79.3	78.4	76.6	77.3	76.4
78.2	75.9	73.8	62.9	72.6	70.1	74.4	69.4	65.1	74.5	78.0	82.8	84.5	82.8	81.5	83.2
79.6	81.6	75.9	51.2	72.8	75.5	74.0	67.6	63.7	75.7	83.1	83.9	85.1	83.0	80.3	79.3
81.4	82.0	71.5	62.7	73.3	74.5	79.6	77.6	70.4	72.4	82.6	77.7	80.7	82.1	80.8	77.2
83.5	83.7	65.7	50.9	67.0	68.3	78.7	77.3	64.2	63.2	84.4	74.7	81.6	85.7	82.2	73.5
80.6	81.8	76.1	71.6	77.9	79.5	81.8	78.8	78.2	81.9	81.0	80.1	79.9	79.5	80.0	81.6
74.5	70.6	73.0	70.5	76.0	75.1	72.9	71.2	74.4	71.2	76.7	79.8	86.4	77.0	82.8	80.8
78.5	79.4	77.6	75.0	79.9	80.8	78.8	77.0	72.3	78.8	81.1	80.5	79.4	78.5	78.9	78.4
75.1	75.0	68.9	59.0	71.8	72.4	73.3	67.2	64.9	72.3	79.4	78.8	79.9	78.7	78.9	79.1
72.0	72.9	64.4	53.3	69.1	69.7	71.4	65.8	63.6	70.9	78.9	80.6	81.8	79.1	77.4	80.3
77.5	76.5	69.0	60.3	70.5	72.2	72.2	65.4	64.6	72.8	78.2	76.4	78.6	75.7	78.4	77.4
75.5	75.5	72.2	61.9	74.7	74.5	75.5	69.7	66.2	72.9	80.7	79.3	79.5	80.9	80.6	79.4
78.7	77.8	71.8	62.0	73.9	75.3	76.3	77.1	74.5	79.1	80.7	79.6	82.2	79.7	78.9	79.4
79.0	77.5	71.7	61.4	73.7	75.1	76.1	77.7	75.1	78.7	80.4	79.1	81.7	79.2	78.4	79.0
79.8	80.7	73.2	63.4	76.0	74.5	76.6	76.7	73.5	81.7	82.2	80.8	85.2	82.9	81.0	77.8
75.0	76.6	70.7	65.1	73.0	78.9	77.5	71.4	69.6	78.7	81.7	82.3	83.1	79.8	79.9	84.2
77.9	78.4	71.0	52.7	71.9	73.5	76.4	67.8	60.2	76.0	81.0	80.6	84.2	80.5	84.0	80.4
78.5	79.4	68.8	46.5	71.4	72.9	77.8	64.9	55.2	77.9	82.6	81.6	86.3	81.3	86.1	81.7
78.5	76.0	76.0	60.2	68.8	73.4	72.8	73.1	69.4	72.4	78.1	82.0	82.3	82.8	80.0	78.6
76.0	76.6	72.0	65.9	77.0	75.6	75.0	71.8	68.1	72.8	75.9	75.9	77.9	77.8	80.6	79.0
74.6	78.7	73.7	66.0	75.6	75.3	76.0	71.5	66.4	74.8	82.3	76.1	80.2	75.7	82.8	79.0
78.8	78.7	71.2	60.8	73.0	74.1	76.7	74.3	69.6	75.1	81.1	79.0	81.3	80.2	79.8	78.2

1c Kapasiti Penggunaan Industri Pembuatan mengikut Subsektor - Bulanan
Manufacturing Industry Capacity Utilisation by Sub-sector - Monthly

Keterangan Subsektor <i>Sub-sector Description</i>	2017									
	Jan.	Feb.	Mac	Apr.	Mei	Jun	JuL.	Ogo.	Sep.	Okt.
1 Makanan, minuman dan tembakau <i>Food, beverages and tobacco</i>	70.6	69.6	70.6	72.2	75.8	71.9	77.1	72.9	73.6	62.6
10 Pembuatan produk makanan <i>Manufacture of food products</i>	73.3	73.5	74.7	79.2	78.5	76.2	76.3	76.8	76.9	79.1
11 Pembuatan minuman <i>Manufacture of beverages</i>	69.6	61.4	62.7	64.1	74.8	68.6	76.0	72.5	69.2	60.9
12 Pembuatan produk tembakau <i>Manufacture of tobacco products</i>	70.9	84.5	84.6	84.3	75.7	75.6	80.1	71.0	80.5	53.6
2 Tekstil, pakaian, kulit dan kasut <i>Textiles, wearing apparel, leather and footwear</i>	78.1	77.1	81.1	76.5	75.1	69.9	75.0	80.2	81.8	80.4
13 Pembuatan tekstil <i>Manufacture of textiles</i>	70.9	73.7	77.1	68.1	66.1	62.8	65.3	75.3	79.4	74.9
14 Pembuatan pakaian <i>Manufacture of wearing apparel</i>	84.7	79.7	84.7	84.6	83.7	75.4	85.0	85.5	85.4	86.7
15 Pembuatan produk kulit dan barangan berkaitan <i>Manufacture of leather and related products</i>	83.9	82.3	84.8	82.7	80.9	80.4	79.8	81.4	77.7	79.5
3 Produk kayu, perabot, keluaran kertas dan percetakan <i>Wood products, furniture, paper products and printing</i>	77.3	76.3	77.7	78.2	78.1	75.0	77.8	78.2	76.6	78.6
16 Pembuatan kayu dan produk kayu dan gabus, kecuali perabot; pembuatan bagi artikel jerami dan bahan-bahan anyaman <i>Manufacture of wood and products of wood and cork, except furniture; manufacture of articles of straw and plaiting materials</i>	76.0	74.0	75.4	75.2	75.5	71.0	74.9	75.0	73.7	77.4
17 Pembuatan kertas dan produk kertas <i>Manufacture of paper and paper products</i>	77.6	77.1	78.3	79.1	80.3	74.9	80.1	77.0	77.2	79.0
18 Percetakan dan penerbitan semula media rakaman <i>Printing and reproduction of recorded media</i>	74.6	74.5	74.5	82.5	75.8	78.8	78.5	82.6	76.3	77.0
31 Pembuatan perabot <i>Manufacture of furniture</i>	81.7	80.9	83.6	79.2	82.0	79.5	79.8	82.3	81.6	81.8
4 Petroleum, kimia, getah dan plastik <i>Petroleum, chemical, rubber and plastic</i>	84.3	83.2	82.2	76.7	79.1	85.1	84.9	83.7	82.4	84.0
19 Pembuatan kok dan produk petroleum bertapis <i>Manufacture of coke and refined petroleum products</i>	90.0	89.4	86.2	76.1	81.8	90.7	90.8	88.3	84.4	87.2
20 Pembuatan kimia dan produk kimia <i>Manufacture of chemicals and chemical products</i>	79.4	77.2	77.9	75.7	75.5	81.1	78.9	78.5	80.9	81.5
21 Pembuatan produk farmaseutikal asas, kimia perubatan dan botani <i>Manufacture of basic pharmaceuticals, medicinal chemical and botanical products</i>	72.9	64.3	70.6	74.2	69.0	70.4	72.0	73.4	72.2	76.0
22 Pembuatan produk getah dan plastik <i>Manufacture of rubber and plastics products</i>	79.0	79.2	80.3	79.6	78.9	79.5	80.8	81.4	80.6	81.1
5 Produk mineral bukan logam, logam asas dan produk logam yang direka <i>Non-metallic mineral products, basic metal and fabricated metal products</i>	75.5	73.7	75.5	73.8	74.4	71.8	75.2	75.4	72.7	75.2
23 Pembuatan produk galian bukan logam lain <i>Manufacture of other non-metallic mineral products</i>	76.3	72.8	71.5	72.6	70.6	71.6	71.4	71.7	70.7	72.6
24 Pembuatan logam asas <i>Manufacture of basic metals</i>	78.9	74.4	81.7	75.8	77.7	71.6	80.1	81.7	75.2	78.9
25 Pembuatan produk logam, kecuali mesin dan kelengkapan <i>Manufacture of fabricated metal products, except machinery and equipment</i>	72.2	73.9	73.7	73.2	74.7	72.0	74.3	73.4	72.4	74.5
6 Produk elektrik dan elektronik <i>Electrical and electronic products</i>	78.7	78.8	80.7	78.4	79.9	78.4	80.3	82.4	83.5	81.5
26 Pembuatan komputer, produk elektronik dan optikal <i>Manufacture of computer, electronics and optical products</i>	78.5	79.0	81.0	78.2	80.1	78.9	80.5	83.1	84.9	82.2
27 Pembuatan kelengkapan elektrik <i>Manufacture of electrical equipment</i>	80.2	79.4	79.6	80.6	81.2	79.3	83.2	82.8	81.4	82.1
28 Pembuatan jentera dan peralatan t.t.t.l. <i>Manufacture of machinery and equipment n.e.c.</i>	78.3	76.2	79.3	78.2	77.2	73.1	74.4	75.1	73.8	74.8
7 Kelengkapan pengangkutan dan pembuatan lain <i>Transport equipment and other manufactures</i>	75.2	72.2	72.4	70.7	73.8	73.6	74.0	71.6	71.3	69.3
29 Pembuatan kenderaan bermotor, treler dan semi treler <i>Manufacture of motor vehicles, trailers and semi-trailers</i>	71.3	68.3	70.8	66.8	72.2	73.4	72.2	67.7	67.0	64.1
30 Pembuatan kelengkapan pengangkutan lain <i>Manufacture of other transport equipment</i>	84.6	81.9	73.0	76.9	75.3	70.2	77.3	76.9	79.1	77.9
32 Pembuatan lain <i>Other manufacturing</i>	80.9	74.2	77.7	76.0	75.5	77.0	76.2	78.5	77.8	75.7
33 Pembaikan dan pemasangan jentera dan kelengkapan <i>Repair and installation of machinery and equipment</i>	75.4	76.7	76.6	77.4	79.7	77.6	78.3	78.7	77.3	79.5
Malaysia	79.4	78.5	79.3	76.3	78.0	78.7	80.1	80.3	79.8	79.7

2018												2019			
Nov.	Dis.	Jan.	Feb.	Mac	Apr.	Mei	Jun	Jul.	Ogo.	Sep.	Okt.	Nov.	Dis.	Jan.	Feb.
64.0	64.9	66.7	61.8	68.9	74.1	72.9	68.3	76.6	75.9	69.7	73.6	70.4	73.9	74.7	69.3
75.4	76.2	77.2	71.6	79.3	79.4	74.8	72.3	74.9	75.1	76.4	80.4	78.8	78.0	72.0	76.4
65.1	62.2	68.0	56.0	67.8	76.1	75.2	67.7	81.7	80.7	68.6	74.8	69.7	76.0	74.3	63.4
53.0	62.1	56.1	67.2	63.8	65.6	66.4	66.7	66.8	66.0	67.0	66.0	65.5	66.4	77.6	77.3
77.4	80.6	78.0	73.3	75.5	78.6	78.7	86.9	79.2	78.6	75.7	79.2	75.7	77.6	77.4	74.9
68.5	73.9	69.0	61.5	62.2	69.5	69.5	87.9	69.1	69.9	66.0	70.9	65.7	68.3	69.8	68.4
87.0	88.4	87.6	85.6	88.9	88.0	88.3	86.0	89.1	87.4	85.8	88.3	86.2	87.9	86.5	82.1
78.8	79.5	80.5	78.4	83.0	83.2	82.7	85.7	86.4	84.0	80.0	80.0	79.5	78.5	74.5	75.0
78.2	77.6	78.3	74.6	79.3	78.2	79.0	77.2	79.4	79.0	77.5	78.2	76.9	78.0	77.9	74.6
75.7	76.9	76.1	70.2	77.1	75.6	75.4	73.2	76.3	76.1	76.0	76.1	76.1	76.5	76.5	71.6
79.5	78.0	83.1	79.2	81.2	81.9	81.4	78.9	81.6	81.6	80.5	81.6	79.8	80.8	78.9	75.8
75.4	73.7	72.6	72.5	79.6	76.5	81.1	79.9	81.3	80.2	74.6	74.8	69.7	74.0	75.1	75.4
83.2	81.6	80.5	78.6	80.6	79.5	80.7	80.4	80.5	79.7	78.8	80.1	80.3	80.3	81.5	78.0
84.0	83.7	85.3	82.9	83.2	82.8	83.0	82.2	83.7	80.1	79.9	78.7	83.3	83.8	76.5	78.6
89.5	88.5	88.6	84.1	84.8	86.2	85.2	86.4	85.8	79.6	80.0	76.4	87.0	88.2	73.8	77.4
77.9	79.1	84.2	84.4	83.4	80.2	83.3	79.4	83.4	81.7	81.6	82.2	82.2	81.6	79.3	82.0
79.9	73.7	75.6	73.8	75.0	72.2	71.8	74.6	79.5	75.9	72.6	75.4	73.1	75.4	75.8	71.7
80.7	80.2	80.3	78.5	79.9	79.4	78.7	77.3	80.2	79.5	78.1	79.2	77.7	78.0	78.3	76.5
76.1	75.9	77.1	73.1	77.4	76.9	75.7	73.6	77.0	76.3	75.7	76.8	74.7	75.3	75.4	71.4
74.2	72.5	74.2	69.6	74.5	73.8	72.7	70.7	74.4	73.8	73.2	72.9	72.3	71.0	72.6	69.1
79.6	78.5	78.7	73.7	79.9	78.8	77.7	73.4	79.6	77.2	76.1	79.3	73.7	77.6	74.6	70.1
74.8	76.6	78.0	75.4	77.8	77.7	76.6	75.9	77.0	77.5	77.2	78.0	77.3	76.8	78.2	74.2
81.3	80.1	78.2	76.9	83.2	79.4	79.9	78.0	80.5	80.1	79.6	78.8	75.7	75.8	76.8	74.3
81.9	80.5	77.7	76.4	83.5	78.9	79.9	78.2	81.0	80.8	80.1	78.8	75.5	75.5	76.5	73.6
81.2	80.4	81.7	80.2	82.0	83.3	82.2	80.5	79.9	79.3	79.3	81.0	79.2	79.1	81.2	80.1
76.2	75.4	77.8	77.3	82.5	79.0	76.7	73.5	76.6	74.8	75.5	75.7	73.1	74.3	74.0	73.2
77.1	77.2	79.5	75.3	76.5	77.4	79.0	77.6	78.9	74.7	69.6	76.5	79.0	76.4	76.8	80.4
76.3	76.7	79.9	74.3	79.6	80.9	80.6	80.3	82.6	73.9	67.7	78.0	80.7	76.1	76.2	83.8
80.0	79.5	79.9	77.8	67.8	68.5	77.6	72.8	71.3	76.0	72.1	73.8	79.3	80.4	80.9	78.1
74.0	75.4	77.0	73.4	72.4	74.7	74.5	71.8	71.9	75.6	71.6	73.9	76.3	73.4	79.5	71.1
80.0	77.5	79.6	78.8	78.3	75.5	75.1	75.7	77.5	76.4	76.0	74.5	68.9	73.5	69.8	73.0
80.4	79.9	80.2	77.7	81.1	79.7	80.0	78.6	80.7	78.9	77.8	78.1	78.3	78.5	76.6	75.8

1c Kapasiti Penggunaan Industri Pembuatan mengikut Subsektor - Bulanan
Manufacturing Industry Capacity Utilisation by Sub-sector - Monthly

Keterangan Subsektor <i>Sub-sector Description</i>	2019										
	Mac	Apr.	Mei	Jun	Jul.	Ogo.	Sep.	Okt.	Nov.	Dis.	
1 Makanan, minuman dan tembakau <i>Food, beverages and tobacco</i>	70.6	77.1	72.7	68.8	71.2	74.9	74.3	75.5	75.2	74.7	
10 Pembuatan produk makanan <i>Manufacture of food products</i>	74.9	75.4	77.3	72.1	74.1	73.4	73.9	71.4	71.4	71.7	
11 Pembuatan minuman <i>Manufacture of beverages</i>	65.2	71.6	72.7	66.1	68.8	72.6	73.5	75.9	76.2	77.1	
12 Pembuatan produk tembakau <i>Manufacture of tobacco products</i>	79.2	90.0	69.8	72.5	74.4	80.9	76.4	77.4	75.6	71.5	
2 Tekstil, pakaian, kulit dan kasut <i>Textiles, wearing apparel, leather and footwear</i>	78.1	78.1	77.8	76.7	78.7	78.2	77.3	78.3	78.5	79.4	
13 Pembuatan tekstil <i>Manufacture of textiles</i>	69.9	69.9	67.9	68.1	69.2	69.2	69.0	69.9	69.9	68.2	
14 Pembuatan pakaian <i>Manufacture of wearing apparel</i>	87.1	86.7	88.3	86.0	89.1	87.6	86.1	86.6	87.5	90.8	
15 Pembuatan produk kulit dan barangan berkaitan <i>Manufacture of leather and related products</i>	78.1	79.8	80.0	77.9	79.8	80.3	79.1	82.1	80.6	83.4	
3 Produk kayu, perabot, keluaran kertas dan percetakan <i>Wood products, furniture, paper products and printing</i>	78.1	78.6	77.7	75.1	76.8	77.3	76.2	77.1	77.4	76.7	
16 Pembuatan kayu dan produk kayu dan gabus, kecuali perabot; pembuatan bagi artikel jerami dan bahan-bahan anyaman <i>Manufacture of wood and products of wood and cork, except furniture; manufacture of articles of straw and plaiting materials</i>	76.4	76.7	74.6	72.0	72.9	74.4	72.5	74.5	72.8	71.7	
17 Pembuatan kertas dan produk kertas <i>Manufacture of paper and paper products</i>	79.9	80.4	81.5	75.4	79.2	78.1	78.8	79.7	81.2	79.7	
18 Percetakan dan penerbitan semula media rakaman <i>Printing and reproduction of recorded media</i>	76.0	80.0	77.8	78.2	77.6	80.5	76.6	74.1	77.0	76.6	
31 Pembuatan perabot <i>Manufacture of furniture</i>	80.7	78.3	78.3	78.3	80.2	79.2	79.4	81.2	81.3	82.3	
4 Petroleum, kimia, getah dan plastik <i>Petroleum, chemical, rubber and plastic</i>	75.0	76.5	80.9	83.1	81.6	80.5	82.1	80.8	83.2	81.9	
19 Pembuatan kok dan produk petroleum bertapis <i>Manufacture of coke and refined petroleum products</i>	71.9	72.8	80.0	86.5	83.4	82.4	84.8	81.6	85.6	83.8	
20 Pembuatan kimia dan produk kimia <i>Manufacture of chemicals and chemical products</i>	77.9	80.7	83.8	82.0	81.1	79.0	81.7	81.4	82.6	81.4	
21 Pembuatan produk farmasetikal asas, kimia perubatan dan botani <i>Manufacture of basic pharmaceuticals, medicinal chemical and botanical products</i>	71.4	76.1	75.4	73.6	76.1	75.7	71.9	72.3	72.1	67.5	
22 Pembuatan produk getah dan plastik <i>Manufacture of rubber and plastics products</i>	77.9	78.6	79.3	77.8	79.0	78.7	77.7	78.9	79.6	79.6	
5 Produk mineral bukan logam, logam asas dan produk logam yang direka <i>Non-metallic mineral products, basic metal and fabricated metal products</i>	75.1	76.4	75.2	71.8	75.7	75.4	74.1	75.5	74.9	74.7	
23 Pembuatan produk galian bukan logam lain <i>Manufacture of other non-metallic mineral products</i>	73.5	73.9	72.2	68.8	73.4	72.6	70.0	73.1	72.5	73.0	
24 Pembuatan logam asas <i>Manufacture of basic metals</i>	75.1	77.4	77.9	71.5	77.2	78.3	76.9	78.5	76.3	74.7	
25 Pembuatan produk logam, kecuali mesin dan kelengkapan <i>Manufacture of fabricated metal products, except machinery and equipment</i>	76.2	77.6	75.4	74.5	76.1	75.2	75.1	75.0	75.6	75.9	
6 Produk elektrik dan elektronik <i>Electrical and electronic products</i>	76.5	77.0	77.1	76.9	79.9	78.7	77.4	78.4	77.1	77.9	
26 Pembuatan komputer, produk elektronik dan optikal <i>Manufacture of computer, electronics and optical products</i>	75.8	76.4	76.8	77.1	80.4	79.2	77.3	78.2	76.6	77.8	
27 Pembuatan kelengkapan elektrik <i>Manufacture of electrical equipment</i>	81.4	81.1	80.9	76.8	79.9	79.5	80.1	81.5	80.8	79.8	
28 Pembuatan jentera dan peralatan t.t.t.l. <i>Manufacture of machinery and equipment n.e.c.</i>	76.7	76.7	75.6	74.7	76.1	74.0	75.1	76.7	77.0	76.3	
7 Kelengkapan pengangkutan dan pembuatan lain <i>Transport equipment and other manufactures</i>	79.1	77.9	78.1	76.5	78.9	76.6	78.3	79.5	80.0	75.7	
29 Pembuatan kenderaan bermotor, treler dan semi treler <i>Manufacture of motor vehicles, trailers and semi-trailers</i>	80.5	77.8	77.8	77.2	79.4	76.8	79.4	82.2	80.7	75.3	
30 Pembuatan kelengkapan pengangkutan lain <i>Manufacture of other transport equipment</i>	80.4	80.8	81.0	76.9	81.1	77.9	76.7	75.1	76.6	76.3	
32 Pembuatan lain <i>Other manufacturing</i>	74.8	78.0	78.9	75.3	75.7	75.4	77.0	75.2	78.8	75.7	
33 Pembaikan dan pemasangan jentera dan kelengkapan <i>Repair and installation of machinery and equipment</i>	71.7	72.5	72.6	72.0	74.8	73.7	75.2	75.1	83.8	77.4	
Malaysia	76.1	77.0	78.2	77.9	79.4	78.4	78.4	78.8	79.1	78.4	

2020												2021			
Jan.	Feb.	Mac	Apr.	Mei	Jun	Jul.	Ogo.	Sep.	Okt.	Nov.	Dis.	Jan.	Feb.	Mac	Apr.
72.3	73.2	62.4	54.0	61.5	67.2	69.7	69.9	69.4	67.5	65.8	67.2	72.6	68.7	74.3	72.2
72.6	72.9	73.7	71.3	76.0	78.3	75.0	75.0	74.7	73.5	71.7	71.6	73.7	72.0	79.7	78.3
71.4	73.6	58.9	49.8	50.9	62.9	65.0	66.6	71.0	72.0	70.2	71.2	69.6	61.9	69.1	68.4
73.9	72.5	54.0	1.6	73.6	68.6	76.0	73.2	62.1	53.4	52.1	55.4	78.4	81.1	81.4	76.3
77.3	77.0	66.4	45.1	58.8	69.1	69.2	70.6	71.3	71.5	71.6	72.9	77.3	78.7	77.8	79.6
76.0	74.4	64.8	39.0	56.1	67.3	68.4	68.2	68.3	68.3	68.8	69.0	75.3	81.9	77.9	80.5
78.4	79.9	69.1	52.4	59.7	70.3	68.9	72.9	74.4	75.0	73.4	76.0	80.4	76.7	78.4	79.5
79.0	76.5	61.6	44.0	67.8	72.7	73.9	71.9	72.7	71.8	77.2	78.0	73.1	72.1	74.4	75.3
75.2	75.7	65.0	50.9	63.1	72.0	72.3	72.1	73.5	73.1	72.9	73.2	73.4	72.0	74.1	72.9
70.9	71.5	59.6	55.0	61.6	70.6	70.0	70.1	70.9	69.6	70.5	70.4	68.5	68.5	69.9	69.6
78.5	78.6	66.1	61.8	68.1	75.2	75.9	74.5	76.6	77.2	77.0	77.0	79.7	75.1	78.1	76.8
73.6	76.4	71.4	47.3	64.9	76.4	75.3	71.1	71.3	70.8	69.5	70.0	72.5	73.6	77.1	73.8
80.1	79.1	68.6	29.7	57.4	66.6	69.2	73.3	75.9	76.0	74.8	75.8	74.7	73.2	74.2	72.9
73.7	74.6	66.3	50.1	65.7	72.2	72.5	72.5	74.9	77.2	72.1	74.3	79.9	79.8	79.0	78.3
67.5	69.2	60.3	32.0	54.2	66.6	65.3	66.6	69.2	73.4	62.6	69.0	78.8	79.2	78.0	78.0
78.1	79.3	70.8	62.8	76.5	75.6	77.9	76.2	79.8	80.8	80.3	77.4	82.9	82.5	80.0	78.2
76.2	73.5	69.2	69.4	68.6	73.6	73.4	77.1	77.6	76.0	72.0	77.5	72.1	74.1	72.4	75.0
80.6	79.5	72.7	70.8	75.0	79.2	80.1	79.4	80.1	80.6	80.6	81.2	78.7	77.6	80.2	79.2
74.1	72.5	60.1	47.0	62.1	68.0	72.0	70.0	73.4	72.1	71.4	73.7	73.5	71.0	75.2	74.7
71.4	66.8	55.1	40.2	57.4	62.5	68.7	69.5	69.1	69.8	68.7	70.7	70.0	70.2	73.9	74.0
74.9	72.5	59.5	49.3	62.7	68.8	71.9	67.3	72.4	71.5	70.3	74.7	73.7	68.9	73.9	73.7
75.6	76.7	64.2	49.2	65.0	71.3	74.5	72.5	77.3	74.2	74.1	75.1	76.1	73.3	77.2	76.0
75.5	76.1	63.8	48.4	65.9	71.6	73.0	73.6	75.1	75.4	74.6	76.0	75.2	75.6	78.0	77.4
75.0	76.1	64.2	47.9	65.1	71.3	72.7	73.4	75.1	75.1	74.3	75.9	75.1	75.5	77.7	77.2
78.9	77.3	63.3	49.1	69.4	71.8	75.5	75.5	76.8	75.1	74.2	74.2	75.4	75.5	79.0	79.0
76.2	74.5	61.4	52.6	68.9	73.7	73.3	72.5	73.1	78.9	77.9	79.8	76.7	76.2	79.5	76.8
74.3	72.9	65.7	34.2	55.0	69.0	69.7	72.2	73.8	74.2	72.7	73.5	76.8	73.3	79.2	76.5
71.4	70.3	64.8	24.7	49.1	65.6	69.3	71.9	73.0	72.8	72.1	73.7	77.5	74.4	81.6	77.2
80.1	79.0	68.8	47.1	61.4	72.1	66.8	66.9	72.8	77.6	72.0	70.6	73.6	68.4	76.6	76.5
77.8	75.2	62.9	56.5	67.3	73.9	74.7	78.2	78.2	75.2	75.0	76.5	76.1	73.9	75.1	74.6
77.8	74.5	68.9	51.3	66.7	79.8	72.0	78.2	76.4	74.9	75.9	75.3	80.2	75.6	72.3	74.0
74.6	74.7	64.4	47.7	63.9	70.9	72.2	72.4	74.4	75.1	72.8	74.5	76.5	75.8	77.7	76.9

1c Kapasiti Penggunaan Industri Pembuatan mengikut Subsektor - Bulanan
Manufacturing Industry Capacity Utilisation by Sub-sector - Monthly

Keterangan Subsektor <i>Sub-sector Description</i>	2021								2022	
	Mei	Jun	Jul.	Ogo.	Sep.	Okt.	Nov.	Dis.	Jan.	Feb.
1 Makanan, minuman dan tembakau <i>Food, beverages and tobacco</i>	68.4	49.1	49.3	50.7	75.5	75.8	77.7	72.8	88.3	83.3
10 Pembuatan produk makanan <i>Manufacture of food products</i>	73.7	76.7	77.9	76.3	77.2	73.5	70.8	71.0	76.9	69.9
11 Pembuatan minuman <i>Manufacture of beverages</i>	61.6	58.0	57.3	61.1	74.0	74.3	78.3	73.8	87.9	80.5
12 Pembuatan produk tembakau <i>Manufacture of tobacco products</i>	79.3	9.7	8.8	9.9	77.6	80.8	81.0	72.0	97.9	99.1
2 Tekstil, pakaian, kulit dan kasut <i>Textiles, wearing apparel, leather and footwear</i>	77.3	69.9	69.4	67.3	71.0	74.4	75.7	76.0	81.7	78.6
13 Pembuatan tekstil <i>Manufacture of textiles</i>	76.6	70.0	70.3	64.9	69.6	71.9	72.5	72.8	88.1	84.8
14 Pembuatan pakaian <i>Manufacture of wearing apparel</i>	78.9	70.7	69.2	71.4	71.9	77.3	79.7	80.5	73.1	70.8
15 Pembuatan produk kulit dan barangan berkaitan <i>Manufacture of leather and related products</i>	73.3	65.5	65.2	61.7	73.6	73.9	74.1	72.1	90.0	83.9
3 Produk kayu, perabot, keluaran kertas dan percetakan <i>Wood products, furniture, paper products and printing</i>	71.5	66.5	64.7	66.2	69.5	73.3	73.7	73.1	78.0	76.2
16 Pembuatan kayu dan produk kayu dan gabus, kecuali perabot; pembuatan bagi artikel jerami dan bahan-bahan anyaman <i>Manufacture of wood and products of wood and cork, except furniture; manufacture of articles of straw and plaiting materials</i>	70.7	64.7	63.8	67.3	68.6	73.6	72.6	69.0	71.8	70.7
17 Pembuatan kertas dan produk kertas <i>Manufacture of paper and paper products</i>	75.5	73.7	70.8	68.4	71.9	70.7	73.7	75.5	83.6	80.0
18 Percetakan dan penerbitan semula media rakaman <i>Printing and reproduction of recorded media</i>	68.9	65.6	62.4	65.9	67.2	75.1	74.1	74.4	75.9	77.3
31 Pembuatan perabot <i>Manufacture of furniture</i>	69.8	59.9	59.5	61.5	70.0	74.8	75.7	76.7	83.9	80.4
4 Petroleum, kimia, getah dan plastik <i>Petroleum, chemical, rubber and plastic</i>	79.6	75.0	74.2	69.4	67.6	69.6	73.6	74.0	83.4	84.0
19 Pembuatan kok dan produk petroleum bertapis <i>Manufacture of coke and refined petroleum products</i>	79.1	74.7	74.3	64.5	53.8	57.3	64.6	67.7	85.7	90.8
20 Pembuatan kimia dan produk kimia <i>Manufacture of chemicals and chemical products</i>	82.2	76.1	76.6	75.9	82.3	81.6	83.4	80.8	81.1	77.7
21 Pembuatan produk farmaseutikal asas, kimia perubatan dan botani <i>Manufacture of basic pharmaceuticals, medicinal chemical and botanical products</i>	69.8	68.9	72.3	74.3	76.7	69.8	72.4	71.3	78.6	71.1
22 Pembuatan produk getah dan plastik <i>Manufacture of rubber and plastics products</i>	77.4	74.4	70.7	70.6	75.6	78.8	79.1	78.4	82.0	79.2
5 Produk mineral bukan logam, logam asas dan produk logam yang direka <i>Non-metallic mineral products, basic metal and fabricated metal products</i>	69.3	57.6	60.1	64.2	70.5	72.8	72.1	72.0	81.3	76.4
23 Pembuatan produk galian bukan logam lain <i>Manufacture of other non-metallic mineral products</i>	68.7	54.8	58.8	63.5	68.5	70.8	70.0	71.9	82.3	76.6
24 Pembuatan logam asas <i>Manufacture of basic metals</i>	67.9	54.6	57.2	62.6	74.1	74.8	73.3	70.2	80.2	74.1
25 Pembuatan produk logam, kecuali mesin dan kelengkapan <i>Manufacture of fabricated metal products, except machinery and equipment</i>	71.0	62.1	63.4	66.0	69.3	72.6	72.6	73.5	81.4	78.1
6 Produk elektrik dan elektronik <i>Electrical and electronic products</i>	76.6	77.3	71.4	72.9	79.1	78.9	78.4	79.9	80.6	78.5
26 Pembuatan komputer, produk elektronik dan optikal <i>Manufacture of computer, electronics and optical products</i>	76.7	79.3	73.3	72.7	79.4	78.6	77.5	80.1	79.9	78.5
27 Pembuatan kelengkapan elektrik <i>Manufacture of electrical equipment</i>	78.1	73.0	68.3	73.6	78.6	81.3	83.2	80.5	83.3	78.1
28 Pembuatan jentera dan peralatan t.t.t.l. <i>Manufacture of machinery and equipment n.e.c.</i>	73.8	63.6	57.7	74.0	77.0	78.8	80.3	77.0	82.7	79.0
7 Kelengkapan pengangkutan dan pembuatan lain <i>Transport equipment and other manufactures</i>	76.8	50.0	47.0	60.4	73.2	79.0	74.9	74.2	77.9	81.5
29 Pembuatan kenderaan bermotor, treler dan semi treler <i>Manufacture of motor vehicles, trailers and semi-trailers</i>	78.9	38.6	37.0	54.7	73.8	82.8	75.6	75.3	77.7	85.2
30 Pembuatan kelengkapan pengangkutan lain <i>Manufacture of other transport equipment</i>	74.5	68.4	62.1	71.8	74.4	71.7	74.2	71.3	77.0	75.0
32 Pembuatan lain <i>Other manufacturing</i>	72.1	68.8	68.3	67.4	68.6	72.4	73.4	72.7	78.9	72.6
33 Pembaikan dan pemasangan jentera dan kelengkapan <i>Repair and installation of machinery and equipment</i>	72.7	67.7	59.7	67.4	72.1	76.2	73.2	74.9	81.6	80.9
Malaysia	76.1	70.0	67.6	68.5	72.7	74.5	75.2	75.7	81.3	80.2

Mac	Apr.	Mei	Jun	Jul.	Ogo.	Sep.	Okt.	Nov.	Dis.	Jan.	Feb.	Mac	Apr.	Mei	Jun
84.3	77.9	84.9	83.8	79.8	74.8	79.1	79.0	73.0	86.4	82.3	80.9	82.5	74.3	78.5	77.0
75.8	67.2	77.5	78.6	79.0	80.0	77.7	78.7	78.5	76.9	77.6	76.9	78.2	72.6	77.0	76.4
81.1	81.1	80.8	79.5	82.6	82.4	80.4	79.9	78.8	83.5	79.0	77.3	77.3	78.3	82.5	79.5
97.7	79.1	99.3	96.8	74.3	54.6	77.6	77.5	56.5	99.6	92.7	91.5	96.8	92.9	93.4	81.5
82.4	82.0	81.0	81.2	82.7	80.8	83.7	78.9	78.9	80.2	76.9	75.4	81.8	79.2	79.4	81.6
86.8	84.5	80.7	83.8	85.8	86.1	91.4	85.4	84.7	83.6	69.9	75.7	79.0	75.9	76.0	80.9
76.0	78.5	80.8	75.8	77.5	72.0	73.2	68.8	69.5	73.6	78.6	73.7	83.1	81.6	81.4	81.9
89.2	85.0	82.9	92.7	90.7	94.3	92.3	92.1	92.9	93.3	91.0	83.1	84.2	83.0	85.3	84.4
80.6	79.0	76.7	80.1	78.4	79.7	78.6	78.1	76.1	75.8	73.9	75.3	76.5	76.0	76.7	75.8
75.3	73.8	72.2	74.4	71.8	75.2	73.4	72.6	70.0	69.7	67.9	68.3	68.9	68.5	70.5	68.6
84.5	80.3	76.8	80.9	79.5	78.1	77.6	77.9	75.4	76.5	74.6	77.3	79.9	76.5	75.6	77.0
80.9	81.8	80.7	85.9	83.3	85.2	85.0	82.2	83.5	82.6	81.3	82.6	80.6	82.8	83.8	83.1
85.2	84.7	81.9	85.0	85.1	85.8	84.5	85.7	82.8	80.6	78.4	79.7	82.7	79.8	80.2	78.1
80.3	83.9	75.9	73.4	80.0	80.9	81.1	82.6	82.6	81.3	82.3	79.6	80.7	75.7	77.5	78.4
76.8	86.4	71.6	66.2	79.8	80.1	85.0	84.7	86.4	85.9	85.9	79.4	81.4	72.8	73.5	74.1
84.3	82.1	79.7	78.5	80.8	82.5	76.4	81.2	80.0	77.4	79.7	80.4	79.9	79.4	82.1	83.4
80.4	78.5	76.3	84.6	86.7	88.2	84.2	82.2	79.2	69.5	79.6	85.8	83.1	80.7	80.6	81.0
82.1	81.4	79.5	80.8	79.0	80.0	79.4	80.0	78.1	77.4	78.4	78.3	80.0	76.0	79.2	80.1
80.4	80.4	76.4	79.5	80.8	79.9	78.9	79.3	79.1	77.8	76.1	79.2	81.5	78.6	79.2	79.7
77.7	81.2	79.1	81.4	82.7	82.0	80.7	80.0	78.7	78.7	73.3	78.4	80.4	80.3	79.3	81.4
80.2	77.8	74.2	77.2	79.9	79.1	76.7	75.8	77.2	74.0	73.9	78.7	82.5	78.0	77.1	77.0
82.6	81.8	76.1	79.9	80.2	78.9	79.4	81.5	81.0	80.2	80.0	80.2	81.6	77.5	80.5	80.0
83.1	78.3	77.7	82.8	82.2	81.4	83.1	78.1	79.0	81.9	78.0	78.5	80.0	77.5	79.8	81.0
82.8	77.1	77.4	82.8	81.4	80.3	83.3	77.7	78.5	81.5	77.9	78.2	79.3	77.0	79.0	81.0
85.2	81.5	78.1	82.7	85.8	86.2	83.5	81.4	81.7	85.6	79.3	81.1	82.4	74.9	78.8	79.6
83.4	84.5	79.4	83.1	84.5	84.6	80.4	77.6	80.4	81.4	77.6	78.6	83.5	83.9	85.8	83.0
83.6	77.3	82.1	82.5	81.3	86.2	85.1	81.7	84.1	75.7	82.3	83.6	86.1	76.6	83.9	80.8
85.0	80.3	82.2	82.5	81.2	87.4	90.4	83.7	87.7	72.6	83.4	85.9	89.0	74.8	88.3	82.0
82.3	79.7	82.0	84.3	84.9	88.9	73.2	79.8	77.0	91.6	79.6	79.9	80.3	80.2	76.6	79.1
76.2	70.1	79.1	78.4	77.7	78.4	77.6	76.9	77.2	79.4	80.2	78.8	82.7	77.2	81.5	78.4
84.4	59.4	84.6	84.3	78.3	81.4	81.0	76.1	82.6	68.3	82.5	81.9	83.9	78.1	78.0	80.9
81.7	80.4	77.4	79.1	80.9	81.2	81.7	80.1	80.4	80.2	79.3	79.2	80.8	76.5	79.0	79.2

2a Kapasiti Penggunaan Industri Pembuatan mengikut Kumpulan - Tahunan
Manufacturing Industry Capacity Utilisation by Group - Yearly

Kod Kumpulan Group Code	Keterangan Kumpulan Group Description	2015	2016	2017	2018	2019	2020	2021	2022
101	Pemprosesan dan pengawetan daging <i>Processing and preserving of meat</i>	71.1	71.1	68.8	68.1	73.0	85.3	80.2	80.9
102	Pemprosesan dan pengawetan ikan, krustasea dan moluska <i>Processing and preserving of fish, crustaceans and molluscs</i>	68.6	68.1	70.2	73.4	72.2	70.8	70.4	74.9
103	Pemprosesan dan pengawetan buah-buahan dan sayur-sayuran <i>Processing and preserving of fruits and vegetable</i>	58.7	61.6	59.4	64.0	65.4	64.3	64.2	78.9
104	Pembuatan minyak dan lemak daripada sayuran dan haiwan <i>Manufacture of vegetable and animal oils and fats</i>	74.3	73.8	76.0	78.7	71.3	71.1	74.9	67.4
105	Pembuatan produk tenusu <i>Manufacture of dairy products</i>	76.7	78.9	77.1	75.8	66.1	73.0	69.0	76.6
106	Pembuatan produk bijian, kanji dan produk berkanji <i>Manufacture of grain mill products, starches and starch products</i>	70.7	72.2	66.2	60.5	67.8	60.0	59.6	70.0
107	Pembuatan produk makanan lain <i>Manufacture of other food products</i>	77.8	77.3	78.8	78.5	78.9	79.0	80.0	83.9
108	Pembuatan makanan haiwan tersedia <i>Manufacture of prepared animal feeds</i>	72.7	76.8	78.0	73.2	72.6	73.2	70.8	79.9
110	Pembuatan minuman ringan <i>Manufacture of beverages</i>	75.4	76.7	67.3	71.9	71.4	65.3	67.3	81.5
120	Pembuatan produk tembakau <i>Manufacture of tobacco products</i>	73.3	73.5	73.0	65.3	76.9	59.7	61.4	84.2
131	Pemintalan, penenunan dan penyiapan tekstil <i>Spinning, weaving and finishing of textiles</i>	80.2	88.1	67.8	65.5	65.6	62.5	73.7	86.5
139	Pembuatan tekstil lain <i>Manufacture of other textiles</i>	82.5	81.7	79.8	77.7	78.0	73.8	73.7	82.8
141	Pembuatan pakaian, kecuali pakaian berbulu <i>Manufacture of wearing apparel, except fur apparel</i>	90.4	89.7	85.1	87.2	87.0	71.5	76.3	74.0
142 & 143	Pembuatan artikel daripada kulit bulu dan pakaian yang dikait dan dikrusye <i>Manufacture of articles of fur, knitted and crocheted apparel</i>	71.2	71.2	68.6	86.0	81.1	57.9	60.8	72.6
151	Penyamakan dan pembersihan kulit, pembuatan begasi, beg tangan, pelana dan abah-abah pembersihan dan pewarnaan bulu <i>Tanning and dressing of leather; manufacture of luggage, handbags, saddlery and harness; dressing and dyeing of fur</i>	82.5	86.3	83.6	85.3	78.5	64.1	67.6	89.7
152	Pembuatan kasut <i>Manufacture of footwear</i>	81.7	79.4	78.7	77.1	79.9	77.4	75.4	90.2
161	Pengilangan dan pengetaman kayu <i>Sawmilling and planing of wood</i>	72.8	74.3	75.3	73.5	75.3	68.8	68.1	77.3
162	Pembuatan produk daripada kayu, gabus, jerami dan bahan jalinan lain <i>Manufacture of products of wood, cork, straw and plaiting materials</i>	78.5	74.2	75.0	76.0	73.4	67.1	69.2	71.0
170	Pembuatan kertas dan produk kertas <i>Manufacture of paper and paper products</i>	77.3	79.9	78.2	81.0	79.1	73.9	74.2	79.3
181 & 182	Percetakan dan aktiviti perkhidmatan berkaitan percetakan dan penerbitan semula media rakaman <i>Printing and service activities related to printing & reproduction of recorded media</i>	77.1	76.3	77.1	76.7	73.5	66.6	69.4	76.5
192	Pembuatan produk produk petroleum bertapis <i>Manufacture of refined petroleum products</i>	85.5	86.1	86.9	84.4	80.3	63.0	70.8	81.6
201	Pembuatan kimia asas, baja dan sebatian nitrogen, plastik dan getah sintetik dalam bentuk primer <i>Manufacture of basic chemicals, fertilizer and nitrogen compounds, plastics and synthetic rubber in primary forms</i>	83.4	84.9	79.5	84.1	82.5	76.6	81.6	80.2
202 & 203	Pembuatan produk kimia lain dan serat buatan manusia <i>Manufacture of other chemical products and man-made fibres</i>	76.4	77.6	79.0	76.2	76.6	65.4	70.9	73.7
210	Pembuatan produk farmaseutikal, kimia perubatan dan botani <i>Manufacture of pharmaceuticals, medicinal chemical and botanical products</i>	72.3	74.7	72.4	74.6	73.3	73.7	72.4	80.0
221	Pembuatan produk getah <i>Manufacture of rubber products</i>	72.8	74.3	75.3	73.5	75.3	68.8	68.1	77.3
222	Pembuatan produk plastik <i>Manufacture of plastics products</i>	78.5	74.2	75.0	76.0	73.4	67.1	69.2	71.0

Kod Kumpulan Group Code	Keterangan Kumpulan Group Description	2015	2016	2017	2018	2019	2020	2021	2022
231	Pembuatan kaca dan produk kaca <i>Manufacture of glass and glass products</i>	81.7	80.7	81.4	79.0	74.8	70.1	73.9	85.1
239	Pembuatan pengeluaran galian bukan logam t.t.t.l. <i>Manufacture of non-metallic mineral products n.e.c.</i>	72.7	75.0	71.1	71.8	71.7	63.2	67.1	79.3
241	Pembuatan besi dan keluli asas <i>Manufacture of basic iron and steel</i>	75.3	75.8	76.7	78.1	75.0	65.1	64.4	76.8
242	Pembuatan logam asas berharga dan logam bukan ferus lain <i>Manufacture of basic precious and other non-ferrous metals</i>	77.5	78.0	80.6	75.9	76.9	73.0	76.9	77.9
243	Pengacuan logam <i>Casting of metals</i>	78.2	78.2	73.0	74.0	75.6	68.4	65.1	76.8
251 & 252	Pembuatan produk struktur logam, tangki, takungan, penjana wap, senjata dan peluru <i>Manufacture of structural metal products, tanks, reservoirs, steam generators, weapons and ammunition</i>	77.3	77.1	77.1	77.7	77.2	69.5	76.5	78.0
259	Pembuatan lain-lain produk yang direka daripada logam; aktiviti perkhidmatan kerja logam <i>Manufacture of other fabricated metal products; metal working service activities</i>	78.5	76.7	73.5	77.8	76.5	70.7	70.0	78.2
261	Pembuatan komponen dan papan elektronik <i>Manufacture of electronic components and boards</i>	82.4	84.7	85.6	84.3	81.6	75.5	81.2	85.0
262	Pembuatan komputer dan kelengkapan peranti <i>Manufacture of computers and peripheral equipment</i>	80.1	71.6	67.4	68.5	63.4	59.5	63.6	70.4
263	Pembuatan peralatan komunikasi <i>Manufacture of communication equipment</i>	77.5	80.6	71.0	77.9	74.4	74.3	78.2	77.6
264	Pembuatan peralatan elektronik pengguna <i>Manufacture of consumer electronics</i>	80.5	82.2	79.9	73.3	77.6	62.4	75.5	71.3
265	Pembuatan kelengkapan mengukur, menguji, memandu arah dan kawalan; jam tangan dan jam <i>Manufacture of measuring, testing, navigating and control equipment; watches and clocks</i>	71.9	68.1	69.9	69.8	68.7	63.4	67.7	81.4
266	Pembuatan peralatan penyinaran, perubatan elektro dan elektroterapeutik <i>Manufacture of irradiation, electromedical and electrotherapeutic equipment</i>	87.8	90.4	84.4	54.7	60.6	68.5	68.2	81.7
267 & 268	Pembuatan peralatan optikal, kelengkapan fotografi, media magnetik dan optikal <i>Manufacture of optical instruments, photographic equipment, magnetic and optical media</i>	77.7	77.2	86.4	77.0	65.6	70.0	68.6	84.3
271	Pembuatan motor elektrik, penjana, transformer dan perkakasan pengagihan dan pengawalan elektrik <i>Manufacture of electric motors, generators, transformers and electricity distribution and control apparatus</i>	73.8	75.4	77.0	77.2	78.9	74.7	77.6	82.9
272	Pembuatan bateri dan akumulator <i>Manufacture of batteries and accumulators</i>	83.8	79.0	93.3	85.0	84.1	64.4	82.5	81.0
273	Pembuatan pendawaian dan peranti pendawaian <i>Manufacture of wiring and wiring devices</i>	77.3	75.6	78.9	76.1	75.9	68.7	72.9	80.2
274	Pembuatan kelengkapan pencahayaan elektrik <i>Manufacture of electric lighting equipment</i>	66.6	63.3	66.6	68.5	67.2	62.5	67.0	77.1
275	Pembuatan perkakasan domestik <i>Manufacture of domestic appliances</i>	81.0	75.7	81.5	87.0	84.5	69.0	75.4	84.4
279	Pembuatan kelengkapan elektrik lain <i>Manufacture of other electrical equipment</i>	83.9	84.5	87.0	87.6	86.3	84.7	88.0	88.5
281 & 282	Pembuatan jentera kegunaan umum dan kegunaan khas <i>Manufacture of general-purpose and special-purpose machinery</i>	78.5	77.0	76.2	76.5	75.6	71.9	74.1	81.9
291	Pembuatan kenderaan bermotor <i>Manufacture of motor vehicles</i>	75.9	68.9	67.1	77.9	78.2	62.2	62.8	80.1
292	Pembuatan kerangka (coachwork) untuk kenderaan bermotor; pembuatan treler dan semi treler <i>Manufacture of bodies (coachwork) for motor vehicles; manufacture of trailers and semi-trailers</i>	71.3	72.4	77.1	75.4	77.4	70.4	64.3	76.9
293	Pembuatan alat ganti dan aksesori untuk kenderaan bermotor <i>Manufacture of parts and accessories for motor vehicles</i>	81.1	81.1	88.2	81.1	63.1	78.0	0.0	0.0
301	Pembinaan kapal dan bot <i>Building of ships and boats</i>	73.8	75.4	77.0	77.2	78.9	74.7	77.6	82.9
302, 303, 304 & 309	Pembuatan lokomotif keretapi, rolling stock, kapal angkasa dan udara, jentera berkaitan, kenderaan tempur ketenteraan dan kelengkapan pengangkutan t.t.t.l. <i>Manufacture of railway locomotives, rolling stock, air and spacecraft, related machinery, military fighting vehicles and transport equipment n.e.c.</i>	79.9	77.5	77.5	77.0	77.0	74.7	73.4	73.5

2a Kapasiti Penggunaan Industri Pembuatan mengikut Kumpulan - Tahunan
Manufacturing Industry Capacity Utilisation by Group -Yearly

Kod Kumpulan <i>Group Code</i>	Keterangan Kumpulan <i>Group Description</i>	2015	2016	2017	2018	2019	2020	2021	2022
310	Pembuatan perabot <i>Manufacture of furniture</i>	78.0	79.4	81.4	80.0	79.9	68.8	70.2	83.8
321	Pembuatan barang kemas, bijouterie dan artikel <i>Manufacture of jewellery, bijouterie and related articles</i>	73.1	74.8	76.1	75.5	76.6	67.9	68.2	79.7
322, 325 & 329	Pembuatan instrumen muzik, peralatan dan bekalan perubatan dan pergigian dan pembuatan lain t.t.t.l. <i>Manufacture of musical instruments, medical and dental instruments and supplies and other manufacturing n.e.c.</i>	79.2	78.0	73.3	68.6	72.0	74.0	75.1	83.2
323	Pembuatan barangan sukan <i>Manufacture of sports goods</i>	76.0	76.6	75.3	74.0	73.5	71.5	74.8	89.8
324	Pembuatan permainan dan mainan <i>Manufacture of games and toys</i>	82.7	78.2	64.4	69.9	72.9	74.2	57.5	75.5
331 & 332	Pembaikan pemasangan produk logam, jentera dan kelengkapan serta pemasangan jentera perindustrian dan kelengkapan <i>Repair of fabricated metal products, machinery and equipment and installation of industrial machinery and equipment</i>	72.9	77.4	81.3	76.6	70.4	70.5	70.8	78.9
Malaysia		80.1	80.2	79.2	79.1	77.8	69.8	73.9	80.4

2b Kapasiti Penggunaan Industri Pembuatan mengikut Kumpulan - Suku Tahunan
Manufacturing Industry Capacity Utilisation by Group - Quarterly

Kod Kumpulan <i>Group Code</i>	Keterangan Kumpulan <i>Group Description</i>	2017				2018		
		Q1	Q2	Q3	Q4	Q1	Q2	Q3
101	Pemprosesan dan pengawetan daging <i>Processing and preserving of meat</i>	74.5	63.2	66.8	70.9	72.6	66.5	66.7
102	Pemprosesan dan pengawetan ikan, krustasea dan moluska <i>Processing and preserving of fish, crustaceans and molluscs</i>	67.9	69.4	71.8	71.7	75.0	74.0	72.0
103	Pemprosesan dan pengawetan buah-buahan dan sayur-sayuran <i>Processing and preserving of fruits and vegetable</i>	56.9	65.0	59.9	56.0	63.4	63.1	65.7
104	Pembuatan minyak dan lemak daripada sayuran dan haiwan <i>Manufacture of vegetable and animal oils and fats</i>	68.2	79.1	78.0	78.9	76.8	75.6	78.6
105	Pembuatan produk tenusu <i>Manufacture of dairy products</i>	74.9	71.6	80.9	81.3	80.8	74.8	74.0
106	Pembuatan produk bijian, kanji dan produk berkanji <i>Manufacture of grain mill products, starches and starch products</i>	67.1	64.7	66.5	66.4	61.0	61.3	60.5
107	Pembuatan produk makanan lain <i>Manufacture of other food products</i>	79.7	81.0	77.1	77.5	78.0	78.7	76.4
108	Pembuatan makanan haiwan tersedia <i>Manufacture of prepared animal feeds</i>	73.8	79.4	81.4	77.3	72.7	73.2	74.7
110	Pembuatan minuman ringan <i>Manufacture of beverages</i>	64.6	69.2	72.6	62.7	63.9	73.0	77.0
120	Pembuatan produk tembakau <i>Manufacture of tobacco products</i>	80.0	78.5	77.2	56.2	62.4	66.3	66.6
131	Pemintalan, penenunan dan penyiapan tekstil <i>Spinning, weaving and finishing of textiles</i>	71.6	59.4	70.8	69.3	58.1	74.1	64.6
139	Pembuatan tekstil lain <i>Manufacture of other textiles</i>	79.7	80.4	79.4	79.8	78.6	79.2	77.1
141	Pembuatan pakaian, kecuali pakaian berbulu <i>Manufacture of wearing apparel, except fur apparel</i>	84.0	82.0	86.2	88.4	87.2	87.3	87.2
142 & 143	Pembuatan artikel daripada kulit bulu dan pakaian yang dikait dan dikrusye <i>Manufacture of articles of fur, knitted and crocheted apparel</i>	60.6	72.3	71.1	70.4	86.5	85.8	85.9
151	Penyamakan dan pembersihan kulit, pembuatan begasi, beg tangan, pelana dan abah-abah pembersihan dan pewarnaan bulu <i>Tanning and dressing of leather; manufacture of luggage, handbags, saddlery and harness; dressing and dyeing of fur</i>	84.9	81.7	83.3	84.4	83.4	88.9	88.1
152	Pembuatan kasut <i>Manufacture of footwear</i>	82.6	81.0	76.4	74.7	76.8	77.1	77.0
161	Pengilangan dan pengetaman kayu <i>Sawmilling and planning of wood</i>	74.9	74.4	76.4	75.4	72.3	72.2	75.0
162	Pembuatan produk daripada kayu, gabus, jerami dan bahan jalinan lain <i>Manufacture of products of wood, cork, straw and plaiting materials</i>	75.2	73.8	73.9	77.1	75.2	75.6	76.5
170	Pembuatan kertas dan produk kertas <i>Manufacture of paper and paper products</i>	77.7	78.1	78.1	78.8	81.2	80.7	81.2
181 & 182	Percetakan dan aktiviti perkhidmatan berkaitan percetakan dan penerbitan semula media rakaman <i>Printing and service activities related to printing & reproduction of recorded media</i>	75.8	78.1	78.1	76.2	76.0	78.1	77.9
192	Pembuatan produk petroleum bertapis <i>Manufacture of refined petroleum products</i>	88.6	82.8	87.8	88.4	85.8	85.9	81.8
201	Pembuatan kimia asas, baja dan sebatian nitrogen, plastik dan getah sintetik dalam bentuk primer <i>Manufacture of basic chemicals, fertilizer and nitrogen compounds, plastics and synthetic rubber in primary forms</i>	78.6	78.3	80.4	80.6	85.4	82.2	84.0
202 & 203	Pembuatan produk kimia lain dan serat buatan manusia <i>Manufacture of other chemical products and man-made fibres</i>	74.3	79.9	80.9	80.8	81.1	78.1	74.0
210	Pembuatan produk farmaseutikal, kimia perubatan dan botani <i>Manufacture of pharmaceuticals, medicinal chemical and botanical products</i>	69.3	71.2	72.5	76.5	74.8	72.9	76.0
221	Pembuatan produk getah <i>Manufacture of rubber products</i>	82.4	81.6	82.3	83.1	81.2	79.4	80.0
222	Pembuatan produk plastik <i>Manufacture of plastics products</i>	76.4	76.9	79.4	78.0	77.8	77.5	78.5

2b Kapasiti Penggunaan Industri Pembuatan mengikut Kumpulan - Suku Tahunan
Manufacturing Industry Capacity Utilisation by Group - Quarterly

Kod Kumpulan <i>Group Code</i>	Keterangan Kumpulan <i>Group Description</i>	2018		2019		2020		
		Q4	Q1	Q2	Q3	Q4	Q1	Q2
101	Pemprosesan dan pengawetan daging <i>Processing and preserving of meat</i>	66.7	72.1	71.5	73.2	75.2	86.5	84.3
102	Pemprosesan dan pengawetan ikan, krustasea dan moluska <i>Processing and preserving of fish, crustaceans and molluscs</i>	72.6	72.0	73.1	71.8	72.1	69.3	71.5
103	Pemprosesan dan pengawetan buah-buahan dan sayur-sayuran <i>Processing and preserving of fruits and vegetable</i>	63.7	67.7	63.3	63.0	67.7	62.8	60.9
104	Pembuatan minyak dan lemak daripada sayuran dan haiwan <i>Manufacture of vegetable and animal oils and fats</i>	83.9	72.9	73.8	71.6	66.8	71.7	78.7
105	Pembuatan produk tenusu <i>Manufacture of dairy products</i>	73.5	63.4	64.6	67.1	69.5	73.5	71.9
106	Pembuatan produk bijian, kanji dan produk berkanji <i>Manufacture of grain mill products, starches and starch products</i>	59.3	67.7	67.7	68.4	67.2	64.9	57.5
107	Pembuatan produk makanan lain <i>Manufacture of other food products</i>	81.0	80.4	80.2	78.7	76.4	75.5	76.4
108	Pembuatan makanan haiwan tersedia <i>Manufacture of prepared animal feeds</i>	72.4	68.6	73.2	73.2	75.6	74.1	72.4
110	Pembuatan minuman ringan <i>Manufacture of beverages</i>	73.5	67.6	70.1	71.6	76.4	68.0	54.5
120	Pembuatan produk tembakau <i>Manufacture of tobacco products</i>	66.0	78.1	77.4	77.2	74.8	66.8	47.9
131	Pemintalan, penenunan dan penyiapan tekstil <i>Spinning, weaving and finishing of textiles</i>	65.1	65.7	64.9	65.6	66.0	69.9	48.3
139	Pembuatan tekstil lain <i>Manufacture of other textiles</i>	75.8	78.5	78.0	77.8	77.7	76.3	68.9
141	Pembuatan pakaian, kecuali pakaian berbulu <i>Manufacture of wearing apparel, except fur apparel</i>	87.3	85.1	86.8	87.6	88.2	76.4	61.4
142 & 143	Pembuatan artikel daripada kulit bulu dan pakaian yang dikait dan dikrusye <i>Manufacture of articles of fur, knitted and crocheted apparel</i>	85.9	74.3	88.4	83.3	78.6	62.0	48.8
151	Penyamakan dan pembersihan kulit, pembuatan begasi, beg tangan, pelana dan abah-abah pembersihan dan pewarnaan bulu <i>Tanning and dressing of leather; manufacture of luggage, handbags, saddlery and harness; dressing and dyeing of fur</i>	80.8	74.9	78.0	79.6	81.4	63.8	54.5
152	Pembuatan kasut <i>Manufacture of footwear</i>	77.4	76.7	80.3	79.9	82.6	81.9	69.0
161	Pengilangan dan pengetaman kayu <i>Sawmilling and planning of wood</i>	74.6	74.2	76.3	75.4	75.2	69.1	65.1
162	Pembuatan produk daripada kayu, gabus, jerami dan bahan jalinan lain <i>Manufacture of products of wood, cork, straw and plaiting materials</i>	76.8	75.0	73.8	72.5	72.3	66.7	61.5
170	Pembuatan kertas dan produk kertas <i>Manufacture of paper and paper products</i>	80.7	78.2	79.1	78.7	80.2	74.4	68.4
181 & 182	Percetakan dan aktiviti perkhidmatan berkaitan percetakan dan penerbitan semula media rakaman <i>Printing and service activities related to printing & reproduction of recorded media</i>	75.0	72.8	74.3	74.1	73.0	67.2	50.1
192	Pembuatan produk produk petroleum bertapis <i>Manufacture of refined petroleum products</i>	83.9	74.4	79.8	83.5	83.7	65.7	50.9
201	Pembuatan kimia asas, baja dan sebatian nitrogen, plastik dan getah sintetik dalam bentuk primer <i>Manufacture of basic chemicals, fertilizer and nitrogen compounds, plastics and synthetic rubber in primary forms</i>	84.6	81.1	83.8	81.7	83.3	76.1	72.3
202 & 203	Pembuatan produk kimia lain dan serat buatan manusia <i>Manufacture of other chemical products and man-made fibres</i>	71.8	77.8	78.5	75.8	74.4	70.8	50.9
210	Pembuatan produk farmaseutikal, kimia perubatan dan botani <i>Manufacture of pharmaceuticals, medicinal chemical and botanical products</i>	74.6	72.9	75.0	74.5	70.6	73.0	70.5
221	Pembuatan produk getah <i>Manufacture of rubber products</i>	79.9	79.5	79.9	80.5	81.1	80.9	80.0
222	Pembuatan produk plastik <i>Manufacture of plastics products</i>	76.6	75.4	77.1	76.2	77.4	74.0	69.7

2021		2022				2023					
Q3	Q4	Q1	Q2	Q3	Q4	Q1	Q2	Q3	Q4	Q1	Q2
86.3	84.1	85.5	79.7	75.4	80.2	79.0	80.7	82.7	81.3	85.8	88.4
71.0	71.3	70.1	71.3	69.8	70.2	73.3	72.3	77.1	77.0	75.2	77.7
66.0	67.3	67.7	63.4	60.1	65.6	78.8	80.0	77.7	78.9	79.5	78.7
71.5	62.4	73.4	76.6	80.7	68.8	64.7	65.8	69.1	70.3	65.9	70.4
73.8	72.9	74.1	71.4	64.6	65.7	81.8	77.9	74.8	72.1	76.0	78.1
59.6	57.9	59.1	58.7	61.8	58.9	66.3	64.5	73.4	76.0	75.3	70.1
81.1	83.1	80.7	80.7	80.5	78.2	81.7	81.6	87.6	84.6	87.9	81.1
73.8	72.5	68.5	72.1	72.4	70.2	74.9	79.1	83.5	82.4	79.9	82.0
67.5	71.2	66.9	62.7	64.1	75.5	83.2	80.5	81.8	80.7	77.9	80.1
70.4	53.6	80.3	55.1	32.1	77.9	98.2	91.7	68.8	77.8	93.6	89.2
65.3	66.5	81.0	77.0	67.2	69.5	88.3	81.4	89.3	87.2	63.4	73.8
75.8	74.0	71.8	72.5	70.9	79.5	82.3	87.0	84.0	77.9	87.5	87.2
72.8	75.6	78.7	76.5	70.9	79.2	73.2	78.4	74.2	70.4	77.9	81.7
57.5	63.2	61.4	61.9	56.2	63.9	66.6	75.1	74.6	74.1	77.8	66.1
67.4	70.5	66.5	61.2	66.4	76.2	87.9	82.7	93.6	94.6	95.0	80.9
78.0	80.6	80.8	83.3	67.5	70.2	87.5	90.9	91.4	91.0	78.9	86.2
70.7	70.1	69.8	66.0	66.9	69.8	74.2	78.8	78.9	77.4	75.1	78.2
70.2	70.1	68.7	69.1	66.4	72.4	72.1	71.7	71.7	68.5	66.1	66.3
75.7	77.1	77.6	75.3	70.4	73.3	82.7	79.3	78.4	76.6	77.3	76.4
78.8	70.1	71.2	68.7	66.5	71.1	72.2	77.4	77.1	79.4	79.4	83.2
67.0	68.3	78.7	77.3	64.2	63.2	84.4	74.7	81.6	85.7	82.2	73.5
77.9	80.0	83.1	79.9	80.0	83.3	81.0	80.0	79.4	80.3	80.4	82.6
69.6	70.2	71.7	71.0	68.9	72.0	78.2	74.7	72.4	69.5	70.2	68.6
76.0	75.1	72.9	71.2	74.4	71.2	76.7	79.8	86.4	77.0	82.8	80.8
82.9	83.9	81.3	80.5	73.6	81.1	82.1	81.4	77.6	76.5	77.5	77.9
76.5	77.5	76.2	73.2	70.9	76.3	80.0	79.7	81.4	80.7	80.4	79.0

2b Kapasiti Penggunaan Industri Pembuatan mengikut Kumpulan - Suku Tahunan
Manufacturing Industry Capacity Utilisation by Group - Quarterly

Kod Kumpulan <i>Group Code</i>	Keterangan Kumpulan <i>Group Description</i>	2017				2018		
		Q1	Q2	Q3	Q4	Q1	Q2	Q3
231	Pembuatan kaca dan produk kaca <i>Manufacture of glass and glass products</i>	81.4	80.8	81.6	81.6	80.9	79.2	77.3
239	Pembuatan pengeluaran galian bukan logam t.t.t.l. <i>Manufacture of non-metallic mineral products n.e.c.</i>	72.4	70.3	69.8	71.9	71.6	71.4	73.3
241	Pembuatan besi dan keluli asas <i>Manufacture of basic iron and steel</i>	77.2	71.3	79.2	78.8	79.9	78.0	79.2
242	Pembuatan logam asas berharga dan logam bukan ferus lain <i>Manufacture of basic precious and other non-ferrous metals</i>	81.1	81.7	79.6	80.1	74.3	74.8	75.0
243	Pengacuan logam <i>Casting of metals</i>	72.5	74.1	72.3	73.2	70.0	72.7	76.7
251 & 252	Pembuatan produk struktur logam, tangki, takungan, penjana wap, senjata dan peluru <i>Manufacture of structural metal products, tanks, reservoirs, steam generators, weapons and ammunition</i>	75.9	77.1	77.5	78.1	78.3	78.3	76.8
259	Pembuatan lain-lain produk yang direka daripada logam; aktiviti perkhidmatan kerja logam <i>Manufacture of other fabricated metal products; metal working service activities</i>	74.0	72.8	72.4	74.8	77.3	76.8	78.2
261	Pembuatan komponen dan papan elektronik <i>Manufacture of electronic components and boards</i>	85.4	84.4	86.2	86.5	85.2	84.9	84.5
262	Pembuatan komputer dan kelengkapan peranti <i>Manufacture of computers and peripheral equipment</i>	64.7	65.0	69.3	70.7	70.0	71.3	68.0
263	Pembuatan peralatan komunikasi <i>Manufacture of communication equipment</i>	78.9	59.6	69.6	76.0	79.2	77.9	79.3
264	Pembuatan peralatan elektronik pengguna <i>Manufacture of consumer electronics</i>	74.0	81.3	88.2	76.2	69.5	70.2	83.0
265	Pembuatan kelengkapan mengukur, menguji, memandu arah dan kawalan; jam tangan dan jam <i>Manufacture of measuring, testing, navigating and control equipment; watches and clocks</i>	67.9	67.6	75.0	68.9	70.8	65.4	74.7
266	Pembuatan peralatan penyinaran, perubatan elektro dan elektroterapeutik <i>Manufacture of irradiation, electromedical and electrotherapeutic equipment</i>	80.3	76.7	86.7	94.1	58.8	55.7	51.2
267 & 268	Pembuatan peralatan optikal, kelengkapan fotografi, media magnetik dan optikal <i>Manufacture of optical instruments, photographic equipment, magnetic and optical media</i>	85.2	88.2	83.5	88.6	89.1	81.0	73.3
271	Pembuatan motor elektrik, penjana, transformer dan perkakasan pengagihan dan pengawalan elektrik <i>Manufacture of electric motors, generators, transformers and electricity distribution and control apparatus</i>	78.3	76.9	76.3	76.6	77.3	77.2	78.4
272	Pembuatan bateri dan akumulator <i>Manufacture of batteries and accumulators</i>	90.7	94.5	94.7	93.1	83.5	84.0	82.8
273	Pembuatan pendawaian dan peranti pendawaian <i>Manufacture of wiring and wiring devices</i>	82.5	78.8	78.1	76.0	78.1	76.8	74.7
274	Pembuatan kelengkapan pencahayaan elektrik <i>Manufacture of electric lighting equipment</i>	64.3	62.5	70.5	69.1	68.6	72.3	68.7
275	Pembuatan perkakasan domestik <i>Manufacture of domestic appliances</i>	70.6	79.7	88.8	86.7	87.7	92.8	82.9
279	Pembuatan kelengkapan elektrik lain <i>Manufacture of other electrical equipment</i>	85.9	85.5	88.7	87.9	87.5	87.0	87.8
281 & 282	Pembuatan jentera kegunaan umum dan kegunaan khas <i>Manufacture of general-purpose and special-purpose machinery</i>	77.9	76.5	74.9	75.6	78.9	76.4	75.9
291	Pembuatan kenderaan bermotor <i>Manufacture of motor vehicles</i>	66.7	68.9	63.9	69.0	76.5	82.3	73.3
292	Pembuatan kerangka (coachwork) untuk kenderaan bermotor; pembuatan treler dan semi treler <i>Manufacture of bodies (coachwork) for motor vehicles; manufacture of trailers and semi-trailers</i>	75.7	77.3	77.5	78.2	76.8	76.1	75.8
293	Pembuatan alat ganti dan aksesori untuk kenderaan bermotor <i>Manufacture of parts and accessories for motor vehicles</i>	74.7	73.2	75.9	77.1	79.9	78.4	76.7
301	Pembinaan kapal dan bot <i>Building of ships and boats</i>	81.8	73.3	75.6	75.5	67.6	74.5	67.8
302, 303, 304 & 309	Pembuatan lokomotif keretapi, rolling stock, kapal angkasa dan udara, jentera berkaitan, kenderaan tempur ketenteraan dan kelengkapan pengangkutan t.t.t.l. <i>Manufacture of railway locomotives, rolling stock, air and spacecraft, related machinery, military fighting vehicles and transport equipment n.e.c.</i>	78.2	75.6	78.1	79.8	79.6	71.1	76.2

2019				2020				2021			
Q4	Q1	Q2	Q3	Q4	Q1	Q2	Q3	Q4	Q1	Q2	Q3
78.7	77.7	75.2	73.2	73.1	73.1	66.2	71.2	69.7	71.0	73.0	72.7
71.1	70.9	71.1	71.8	72.9	63.1	51.3	68.7	69.7	71.4	64.9	62.4
75.2	71.3	74.9	78.0	75.9	66.9	56.3	67.6	69.7	69.2	59.5	61.4
79.7	76.3	76.7	76.8	77.8	72.5	67.2	75.5	76.7	78.3	76.3	70.9
76.7	76.1	76.2	75.5	74.6	70.3	60.2	71.7	71.3	65.9	61.2	60.3
77.2	77.7	76.6	77.0	77.3	71.4	62.4	72.2	72.1	77.3	75.2	75.3
78.9	76.6	77.2	76.2	76.0	71.8	62.3	74.2	74.7	76.0	69.3	63.7
82.6	81.6	80.8	81.9	82.2	76.4	66.5	77.8	81.4	82.0	81.3	79.0
64.7	58.2	59.0	67.5	68.8	63.2	58.4	59.6	56.8	63.1	67.3	62.9
75.5	78.0	68.1	76.2	75.3	73.1	64.2	79.6	80.4	80.8	79.7	76.7
70.4	69.6	84.1	83.5	73.0	63.6	47.0	71.2	67.8	66.8	76.3	74.7
68.4	70.4	70.5	67.3	66.8	62.8	53.3	66.9	70.7	69.9	69.6	65.0
52.9	56.8	58.8	63.8	63.0	74.1	58.2	69.0	72.9	66.2	66.7	67.0
64.7	60.8	64.9	70.7	66.0	60.4	62.1	83.7	74.0	70.3	64.9	57.3
75.8	78.1	79.4	78.2	79.8	72.6	70.3	79.0	77.1	76.2	76.5	73.6
89.5	90.9	89.5	80.7	75.5	62.6	47.5	74.3	73.2	77.9	87.6	81.6
74.8	76.7	75.9	75.7	75.3	71.2	61.5	72.1	70.2	72.1	71.3	70.4
64.3	63.5	68.0	67.5	69.9	56.9	56.7	67.7	68.6	68.9	61.8	63.2
84.6	86.8	78.6	83.8	88.8	75.5	54.2	74.0	72.3	76.9	74.8	68.4
88.0	83.4	85.7	88.0	87.9	85.9	82.2	85.2	85.5	89.1	88.9	86.0
74.6	74.9	75.8	75.1	76.8	71.0	65.1	73.1	78.4	76.3	71.3	70.4
79.3	80.3	74.1	78.8	79.7	67.0	41.5	69.6	70.6	76.9	55.6	42.0
72.8	75.2	80.0	77.4	77.1	73.5	58.1	71.3	78.9	59.7	60.2	63.7
77.2	80.2	82.5	78.1	79.1	71.1	52.7	73.9	75.7	80.1	77.3	72.7
73.0	74.1	79.1	76.3	70.5	75.7	51.3	61.6	64.8	62.8	68.3	74.9
79.4	83.0	80.4	80.5	80.5	81.1	67.5	78.2	85.6	84.1	78.6	55.5

2b Kapasiti Penggunaan Industri Pembuatan mengikut Kumpulan - Suku Tahunan
Manufacturing Industry Capacity Utilisation by Group - Quarterly

Kod Kumpulan <i>Group Code</i>	Keterangan Kumpulan <i>Group Description</i>	2021		2022			2023	
		Q4	Q1	Q2	Q3	Q4	Q1	Q2
231	Pembuatan kaca dan produk kaca <i>Manufacture of glass and glass products</i>	79.0	85.7	87.1	87.5	80.1	60.8	73.3
239	Pembuatan pengeluaran galian bukan logam t.t.t.l. <i>Manufacture of non-metallic mineral products n.e.c.</i>	69.8	77.9	79.6	81.0	79.0	79.8	81.3
241	Pembuatan besi dan keluli asas <i>Manufacture of basic iron and steel</i>	67.5	76.2	75.3	77.9	77.9	79.1	79.2
242	Pembuatan logam asas berharga dan logam bukan ferus lain <i>Manufacture of basic precious and other non-ferrous metals</i>	82.1	81.5	78.1	80.0	72.1	76.9	74.0
243	Pengacuan logam <i>Casting of metals</i>	72.9	78.6	78.9	76.8	72.9	80.4	75.4
251 & 252	Pembuatan produk struktur logam, tangki, takungan, penjana wap, senjata dan peluru <i>Manufacture of structural metal products, tanks, reservoirs, steam generators, weapons and ammunition</i>	78.1	81.0	75.8	76.9	78.4	92.4	91.9
259	Pembuatan lain-lain produk yang direka daripada logam; aktiviti perkhidmatan kerja logam <i>Manufacture of other fabricated metal products; metal working service activities</i>	71.1	79.7	77.4	77.0	78.9	78.1	76.6
261	Pembuatan komponen dan papan elektronik <i>Manufacture of electronic components and boards</i>	82.6	86.3	82.6	86.7	84.4	82.1	82.0
262	Pembuatan komputer dan kelengkapan peranti <i>Manufacture of computers and peripheral equipment</i>	61.3	69.4	69.7	76.3	66.0	60.8	57.8
263	Pembuatan peralatan komunikasi <i>Manufacture of communication equipment</i>	75.5	78.4	77.9	75.6	78.8	80.5	80.4
264	Pembuatan peralatan elektronik pengguna <i>Manufacture of consumer electronics</i>	84.1	70.3	74.6	69.7	70.8	78.8	83.3
265	Pembuatan kelengkapan mengukur, menguji, memandu arah dan kawalan; jam tangan dan jam <i>Manufacture of measuring, testing, navigating and control equipment; watches and clocks</i>	66.0	75.7	80.5	85.7	83.6	78.2	75.6
266	Pembuatan peralatan penyinaran, perubatan elektro dan elektroterapeutik <i>Manufacture of irradiation, electromedical and electrotherapeutic equipment</i>	72.9	81.3	81.6	80.7	83.3	86.3	91.3
267 & 268	Pembuatan peralatan optikal, kelengkapan fotografi, media magnetik dan optikal <i>Manufacture of optical instruments, photographic equipment, magnetic and optical media</i>	81.9	82.5	78.9	88.8	87.1	86.8	84.0
271	Pembuatan motor elektrik, penjana, transformer dan perkakasan pengalihan dan pengawalan elektrik <i>Manufacture of electric motors, generators, transformers and electricity distribution and control apparatus</i>	84.2	82.2	80.9	84.5	84.1	84.3	79.3
272	Pembuatan bateri dan akumulator <i>Manufacture of batteries and accumulators</i>	82.7	76.9	88.0	81.3	77.9	67.0	80.5
273	Pembuatan pendawaian dan peranti pendawaian <i>Manufacture of wiring and wiring devices</i>	77.6	80.3	81.4	81.3	77.9	83.2	81.2
274	Pembuatan kelengkapan pencahayaan elektrik <i>Manufacture of electric lighting equipment</i>	74.0	77.6	74.0	79.0	77.8	76.7	78.1
275	Pembuatan perkakasan domestik <i>Manufacture of domestic appliances</i>	81.6	83.4	73.4	90.7	90.0	85.6	79.0
279	Pembuatan kelengkapan elektrik lain <i>Manufacture of other electrical equipment</i>	87.7	89.9	87.4	90.8	85.7	71.2	66.3
281 & 282	Pembuatan jentera kegunaan umum dan kegunaan khas <i>Manufacture of general-purpose and special-purpose machinery</i>	78.4	81.6	82.3	83.6	80.1	79.2	83.7
291	Pembuatan kenderaan bermotor <i>Manufacture of motor vehicles</i>	76.8	82.7	77.4	84.6	75.9	87.3	81.6
292	Pembuatan kerangka (coachwork) untuk kenderaan bermotor; pembuatan treler dan semi treler <i>Manufacture of bodies (coachwork) for motor vehicles; manufacture of trailers and semi-trailers</i>	73.6	61.7	83.8	79.3	82.8	67.5	66.9
293	Pembuatan alat ganti dan aksesori untuk kenderaan bermotor <i>Manufacture of parts and accessories for motor vehicles</i>	79.7	83.8	87.9	89.4	89.3	85.5	82.7
301	Pembinaan kapal dan bot <i>Building of ships and boats</i>	68.8	75.8	75.6	74.3	73.8	68.3	68.8
302, 303, 304 & 309	Pembuatan lokomotif keretapi, rolling stock, kapal angkasa dan udara, jentera berkaitan, kenderaan tempur ketenteraan dan kelengkapan pengangkutan t.t.t.l. <i>Manufacture of railway locomotives, rolling stock, air and spacecraft, related machinery, military fighting vehicles and transport equipment n.e.c.</i>	70.5	81.2	84.6	86.0	86.3	87.1	81.5

Kod Kumpulan Group Code	Keterangan Kumpulan Group Description	2017				2018		
		Q1	Q2	Q3	Q4	Q1	Q2	Q3
310	Pembuatan perabot <i>Manufacture of furniture</i>	82.1	80.3	81.3	82.2	79.9	80.2	79.7
321	Pembuatan barang kemas, bijouterie dan artikel <i>Manufacture of jewellery, bijouterie and related articles</i>	76.2	76.6	79.0	72.8	77.0	76.0	71.9
322, 325 & 329	Pembuatan instrumen muzik, peralatan dan bekalan perubatan dan pergigian dan pembuatan lain t.t.t.l. <i>Manufacture of musical instruments, medical and dental instruments and supplies and other manufacturing n.e.c.</i>	74.0	73.5	73.3	72.3	67.3	67.7	69.2
323	Pembuatan barangan sukan <i>Manufacture of sports goods</i>	70.8	76.8	78.0	75.6	72.8	74.9	73.1
324	Pembuatan permainan dan mainan <i>Manufacture of games and toys</i>	69.6	66.3	61.6	60.3	58.9	68.3	74.5
331 & 332	Pembaikan pemasangan produk logam, jentera dan kelengkapan serta pemasangan jentera perindustrian dan kelengkapan <i>Repair of fabricated metal products, machinery and equipment and installation of industrial machinery and equipment</i>	80.4	80.5	83.1	81.2	81.8	73.6	76.2
Malaysia		79.1	77.7	80.1	80.0	79.7	79.4	79.1

2b Kapasiti Penggunaan Industri Pembuatan mengikut Kumpulan - Suku Tahunan
Manufacturing Industry Capacity Utilisation by Group - Quarterly

Kod Kumpulan <i>Group Code</i>	Keterangan Kumpulan <i>Group Description</i>	2018	2019	2020				
		Q4	Q1	Q2	Q3	Q4	Q1	Q2
310	Pembuatan perabot <i>Manufacture of furniture</i>	80.2	80.1	78.3	79.6	81.6	75.9	51.2
321	Pembuatan barang kemas, bijouterie dan artikel <i>Manufacture of jewellery, bijouterie and related articles</i>	77.3	73.5	78.1	75.3	79.6	66.6	54.0
322, 325 & 329	Pembuatan instrumen muzik, peralatan dan bekalan perubatan dan pergigian dan pembuatan lain t.t.t.l. <i>Manufacture of musical instruments, medical and dental instruments and supplies and other manufacturing n.e.c.</i>	70.1	71.1	73.0	74.6	69.4	74.7	65.2
323	Pembuatan barangan sukan <i>Manufacture of sports goods</i>	75.2	74.7	73.8	72.5	72.9	71.2	63.5
324	Pembuatan permainan dan mainan <i>Manufacture of games and toys</i>	78.0	69.8	75.8	79.3	66.8	71.3	69.0
331 & 332	Pembaikan pemasangan produk logam, jentera dan kelengkapan serta pemasangan jentera perindustrian dan kelengkapan <i>Repair of fabricated metal products, machinery and equipment and installation of industrial machinery and equipment</i>	74.8	68.9	69.3	71.1	72.4	70.5	66.1
Malaysia		78.3	76.1	77.7	78.8	78.7	71.2	60.8

		2021				2022				2023	
Q3	Q4	Q1	Q2	Q3	Q4	Q1	Q2	Q3	Q4	Q1	Q2
72.8	75.5	74.0	67.6	63.7	75.7	83.1	83.9	85.1	83.0	80.3	79.3
74.5	76.4	72.0	71.9	61.3	67.6	76.6	77.5	81.8	83.1	86.3	88.0
79.8	76.1	76.5	72.4	72.8	78.6	83.7	84.1	83.4	81.4	86.0	82.7
75.3	75.8	76.7	76.0	70.7	75.7	91.9	94.9	88.0	84.6	98.5	87.5
85.0	71.5	64.3	49.1	49.7	67.0	75.7	76.6	80.3	69.6	77.6	76.3
73.3	72.3	73.7	70.1	66.9	72.5	83.1	80.3	79.2	73.0	83.7	75.2
73.0	74.1	76.7	74.3	69.6	75.1	81.1	79.0	81.3	80.2	79.8	78.2

2c Kapasiti Penggunaan Industri Pembuatan mengikut Kumpulan - Bulanan
Manufacturing Industry Capacity Utilisation by Group - Monthly

Kod Kumpulan Group Code	Keterangan Kumpulan Group Description	2017										
		Jan.	Feb.	Mac	Apr.	Mei	Jun	Jul.	Ogo.	Sep.	Okt.	
101	Pemprosesan dan pengawetan daging <i>Processing and preserving of meat</i>	78.7	79.8	65.1	65.2	64.9	59.4	62.1	69.8	68.6	68.2	
102	Pemprosesan dan pengawetan ikan, krustasea dan moluska <i>Processing and preserving of fish, crustaceans and molluscs</i>	71.1	67.0	65.5	66.9	69.9	71.5	72.7	74.4	68.3	72.0	
103	Pemprosesan dan pengawetan buah-buahan dan sayur-sayuran <i>Processing and preserving of fruits and vegetable</i>	54.4	57.0	59.2	60.9	69.2	65.0	65.2	57.4	56.9	55.5	
104	Pembuatan minyak dan lemak daripada sayuran dan haiwan <i>Manufacture of vegetable and animal oils and fats</i>	65.7	66.9	72.1	81.5	79.5	76.1	77.7	77.8	78.6	81.8	
105	Pembuatan produk tenusu <i>Manufacture of dairy products</i>	75.2	74.8	74.6	71.1	73.1	70.5	80.5	81.6	80.4	80.1	
106	Pembuatan produk bijian, kanji dan produk berkanji <i>Manufacture of grain mill products, starches and starch products</i>	67.9	67.0	66.5	65.6	65.3	63.1	67.4	68.7	63.5	67.3	
107	Pembuatan produk makanan lain <i>Manufacture of other food products</i>	79.7	80.6	78.8	82.1	81.6	79.2	76.5	76.7	78.2	80.3	
108	Pembuatan makanan haiwan tersedia <i>Manufacture of prepared animal feeds</i>	75.7	67.7	78.1	78.8	77.6	81.9	80.1	83.6	80.4	77.0	
110	Pembuatan minuman ringan <i>Manufacture of beverages</i>	69.6	61.4	62.7	64.1	74.8	68.6	76.0	72.5	69.2	60.9	
120	Pembuatan produk tembakau <i>Manufacture of tobacco products</i>	70.9	84.5	84.6	84.3	75.7	75.6	80.1	71.0	80.5	53.6	
131	Pemintalan, penenunan dan penyiapan tekstil <i>Spinning, weaving and finishing of textiles</i>	67.7	71.4	75.7	62.9	59.9	55.3	59.2	73.4	79.8	72.8	
139	Pembuatan tekstil lain <i>Manufacture of other textiles</i>	79.0	79.6	80.4	80.3	80.7	80.2	79.9	79.7	78.5	80.0	
141	Pembuatan pakaian, kecuali pakaian berbulu <i>Manufacture of wearing apparel, except fur apparel</i>	85.6	80.7	85.7	85.5	84.6	75.9	85.9	86.3	86.3	87.6	
142 & 143	Pembuatan artikel daripada kulit bulu dan pakaian yang dikait dan dikrusye <i>Manufacture of articles of fur, knitted and crocheted apparel</i>	62.6	53.8	65.4	71.8	71.6	73.6	63.7	78.7	71.0	73.7	
151	Penyamakan dan pembersihan kulit, pembuatan begasi, beg tangan, pelana dan abah-abah pembersihan dan pewarnaan bulu <i>Tanning and dressing of leather; manufacture of luggage, handbags, saddlery and harness; dressing and dyeing of fur</i>	84.5	82.6	87.6	85.1	81.0	79.0	82.6	86.7	80.6	85.8	
152	Pembuatan kasut <i>Manufacture of footwear</i>	83.4	82.0	82.4	80.6	80.7	81.7	77.4	76.8	75.1	73.9	
161	Pengilangan dan pengetaman kayu <i>Sawmilling and planing of wood</i>	75.5	74.7	74.6	76.6	76.3	70.4	76.8	77.4	75.1	76.1	
162	Pembuatan produk daripada kayu, gabus, jerami dan bahan jalinan lain <i>Manufacture of products of wood, cork, straw and plaiting materials</i>	76.1	73.7	75.7	74.7	75.3	71.3	74.2	74.2	73.2	77.8	
170	Pembuatan kertas dan produk kertas <i>Manufacture of paper and paper products</i>	77.6	77.1	78.3	79.1	80.3	74.9	80.1	77.0	77.2	79.0	
181 & 182	Percetakan dan aktiviti perkhidmatan berkaitan percetakan dan penerbitan semula media rakaman <i>Printing and service activities related to printing & reproduction of recorded media</i>	75.9	75.8	75.8	79.8	76.4	78.0	77.8	79.8	76.7	77.1	
192	Pembuatan produk petroleum bertapis <i>Manufacture of refined petroleum products</i>	90.0	89.4	86.2	76.1	81.8	90.7	90.8	88.3	84.4	87.2	
201	Pembuatan kimia asas, baja dan sebatian nitrogen, plastik dan getah sintetik dalam bentuk primer <i>Manufacture of basic chemicals, fertilizer and nitrogen compounds, plastics and synthetic rubber in primary forms</i>	79.9	77.8	78.0	76.1	75.5	83.2	79.6	79.1	82.7	82.7	
202 & 203	Pembuatan produk kimia lain dan serat buatan manusia <i>Manufacture of other chemical products and man-made fibres</i>	70.7	70.1	82.1	81.1	78.8	79.8	81.1	81.3	80.3	81.6	
210	Pembuatan produk farmaseutikal, kimia perubatan dan botani <i>Manufacture of pharmaceuticals, medicinal chemical and botanical products</i>	72.9	64.3	70.6	74.2	69.0	70.4	72.0	73.4	72.2	76.0	
221	Pembuatan produk getah <i>Manufacture of rubber products</i>	82.1	82.1	82.9	82.3	80.9	81.5	82.6	82.4	81.9	83.5	
222	Pembuatan produk plastik <i>Manufacture of plastics products</i>	75.7	75.9	77.5	76.6	76.6	77.3	78.9	80.2	79.2	78.5	

2018												2019			
Nov.	Dis.	Jan.	Feb.	Mac	Apr.	Mei	Jun	Jul.	Ogo.	Sep.	Okt.	Nov.	Dis.	Jan.	Feb.
73.2	71.3	81.0	67.9	68.8	66.5	66.6	66.2	67.2	66.0	67.0	66.4	67.4	66.3	70.7	73.3
72.1	70.9	75.6	73.1	76.2	74.8	74.6	72.7	72.4	70.3	73.3	72.7	73.1	72.1	73.0	68.7
56.2	56.2	68.6	61.5	60.1	60.9	64.4	64.2	64.1	69.3	63.8	61.4	63.5	66.2	75.9	64.9
75.3	79.4	80.6	69.5	80.3	81.0	76.0	69.7	78.8	79.5	77.5	85.9	84.1	81.6	67.7	80.1
80.3	83.3	78.8	82.3	81.5	80.6	79.5	64.2	74.9	76.5	70.6	77.0	72.7	70.9	63.4	61.2
66.3	65.5	62.6	59.5	60.9	61.6	61.3	60.9	61.7	61.1	58.7	59.1	60.0	58.9	68.3	66.5
76.8	75.4	77.3	74.1	82.5	82.5	76.0	77.7	74.3	74.7	80.4	82.2	80.2	80.6	78.6	80.0
76.9	78.0	72.6	69.8	75.6	74.8	73.7	71.1	77.9	73.2	73.0	72.2	71.4	73.5	67.5	67.0
65.1	62.2	68.0	56.0	67.8	76.1	75.2	67.7	81.7	80.7	68.6	74.8	69.7	76.0	74.3	63.4
53.0	62.1	56.1	67.2	63.8	65.6	66.4	66.7	66.8	66.0	67.0	66.0	65.5	66.4	77.6	77.3
63.9	71.2	64.7	54.6	55.2	65.1	65.8	91.3	65.2	65.8	62.7	69.7	62.1	63.6	66.1	64.3
79.4	80.0	79.1	77.7	78.8	79.7	78.2	79.9	78.1	79.5	73.8	73.9	74.2	79.3	78.7	78.4
88.0	89.5	87.4	85.4	88.7	87.9	88.2	85.8	88.9	87.1	85.7	88.2	86.0	87.8	86.3	81.9
65.9	71.7	87.7	85.0	86.8	84.7	86.6	86.1	87.5	86.3	83.8	86.2	86.0	85.5	76.5	72.0
84.4	83.1	82.8	80.7	86.7	87.3	86.5	92.8	93.1	89.2	82.1	81.3	81.5	79.7	70.0	75.9
73.8	76.3	77.4	75.1	77.9	77.7	77.6	75.9	77.1	76.9	77.1	78.3	76.8	76.9	78.6	74.2
75.8	74.3	73.4	68.5	75.2	71.5	72.0	73.0	75.7	73.7	75.8	74.3	75.4	74.0	77.9	68.3
75.7	77.8	77.0	70.8	77.7	77.1	76.5	73.2	76.6	76.9	76.0	76.7	76.3	77.4	76.1	72.7
79.5	78.0	83.1	79.2	81.2	81.9	81.4	78.9	81.6	81.6	80.5	81.6	79.8	80.8	78.9	75.8
76.3	75.4	74.9	74.8	78.4	76.8	79.1	78.5	79.2	78.7	75.8	75.9	73.4	75.5	72.5	72.7
89.5	88.5	88.6	84.1	84.8	86.2	85.2	86.4	85.8	79.6	80.0	76.4	87.0	88.2	73.8	77.4
78.5	80.5	85.3	86.4	84.4	81.5	85.0	80.2	84.8	83.2	84.1	84.7	85.6	83.5	80.0	84.5
80.9	80.1	75.2	80.6	87.4	73.0	81.3	80.0	80.0	65.0	77.0	62.8	77.5	75.1	76.9	77.5
79.9	73.7	75.6	73.8	75.0	72.2	71.8	74.6	79.5	75.9	72.6	75.4	73.1	75.4	75.8	71.7
82.9	82.8	82.3	79.8	81.7	79.9	79.6	78.6	80.2	80.0	79.8	80.6	79.4	79.6	79.9	79.1
78.3	77.3	78.2	77.1	78.1	78.9	77.6	76.0	80.1	78.9	76.3	77.6	75.8	76.3	76.5	73.6

2c Kapasiti Penggunaan Industri Pembuatan mengikut Kumpulan - Bulanan
Manufacturing Industry Capacity Utilisation by Group - Monthly

Kod Kumpulan Group Code	Keterangan Kumpulan Group Description	2019										
		Mac	Apr.	Mei	Jun	Jul.	Ogo.	Sep.	Okt.	Nov.	Dis.	
101	Pemprosesan dan pengawetan daging <i>Processing and preserving of meat</i>	72.3	71.1	72.6	70.9	72.3	73.0	74.2	75.4	75.4	74.8	
102	Pemprosesan dan pengawetan ikan, krustasea dan moluska <i>Processing and preserving of fish, crustaceans and molluscs</i>	74.3	74.2	73.3	71.7	71.8	70.0	73.7	74.7	72.2	69.3	
103	Pemprosesan dan pengawetan buah-buahan dan sayur-sayuran <i>Processing and preserving of fruits and vegetable</i>	62.2	64.3	63.8	61.7	62.6	64.3	62.2	64.6	68.6	69.8	
104	Pembuatan minyak dan lemak daripada sayuran dan haiwan <i>Manufacture of vegetable and animal oils and fats</i>	70.9	71.7	79.2	70.3	71.3	71.6	71.8	68.6	66.4	65.4	
105	Pembuatan produk tenusu <i>Manufacture of dairy products</i>	65.4	67.6	65.4	60.8	67.9	67.7	65.6	65.9	68.5	74.1	
106	Pembuatan produk bijian, kanji dan produk berkanji <i>Manufacture of grain mill products, starches and starch products</i>	68.3	68.5	68.2	66.5	66.7	69.3	69.2	67.1	67.5	67.1	
107	Pembuatan produk makanan lain <i>Manufacture of other food products</i>	82.5	82.4	80.7	77.4	79.9	77.4	78.9	74.8	76.7	77.9	
108	Pembuatan makanan haiwan tersedia <i>Manufacture of prepared animal feeds</i>	71.2	73.1	74.9	71.5	73.7	74.0	72.0	76.8	74.3	75.6	
110	Pembuatan minuman ringan <i>Manufacture of beverages</i>	65.2	71.6	72.7	66.1	68.8	72.6	73.5	75.9	76.2	77.1	
120	Pembuatan produk tembakau <i>Manufacture of tobacco products</i>	79.2	90.0	69.8	72.5	74.4	80.9	76.4	77.4	75.6	71.5	
131	Pemintalan, penenunan dan penyiapan tekstil <i>Spinning, weaving and finishing of textiles</i>	66.6	66.4	64.3	63.9	65.7	65.6	65.6	66.9	66.7	64.4	
139	Pembuatan tekstil lain <i>Manufacture of other textiles</i>	78.5	78.7	77.0	78.3	77.9	78.2	77.3	77.5	77.9	77.8	
141	Pembuatan pakaian, kecuali pakaian berbulu <i>Manufacture of wearing apparel, except fur apparel</i>	87.1	86.6	88.1	85.8	89.2	87.6	86.1	86.5	87.4	90.8	
142 & 143	Pembuatan artikel daripada kulit bulu dan pakaian yang dikait dan dikrusye <i>Manufacture of articles of fur, knitted and crocheted apparel</i>	74.5	79.6	92.7	92.9	87.3	83.1	79.5	84.3	78.0	73.4	
151	Penyamakan dan pembersihan kulit, pembuatan begasi, beg tangan, pelana dan abah-abah pembersihan dan pewarnaan bulu <i>Tanning and dressing of leather; manufacture of luggage, handbags, saddlery and harness; dressing and dyeing of fur</i>	78.9	78.1	81.4	74.5	80.9	79.0	78.8	80.6	80.5	83.2	
152	Pembuatan kasut <i>Manufacture of footwear</i>	77.4	81.2	78.7	80.9	78.8	81.5	79.4	83.4	80.8	83.7	
161	Pengilangan dan pengetaman kayu <i>Sawmilling and planing of wood</i>	76.3	76.8	77.3	74.7	74.3	74.9	76.9	77.4	77.1	71.2	
162	Pembuatan produk daripada kayu, gabus, jerami dan bahan jalinan lain <i>Manufacture of products of wood, cork, straw and plaiting materials</i>	76.4	76.7	73.6	71.1	72.5	74.2	71.0	73.6	71.4	71.9	
170	Pembuatan kertas dan produk kertas <i>Manufacture of paper and paper products</i>	79.9	80.4	81.5	75.4	79.2	78.1	78.8	79.7	81.2	79.7	
181 & 182	Percetakan dan aktiviti perkhidmatan berkaitan percetakan dan penerbitan semula media rakaman <i>Printing and service activities related to printing & reproduction of recorded media</i>	73.0	75.0	73.9	74.1	73.8	75.3	73.3	72.1	73.5	73.3	
192	Pembuatan produk petroleum bertapis <i>Manufacture of refined petroleum products</i>	71.9	72.8	80.0	86.5	83.4	82.4	84.8	81.6	85.6	83.8	
201	Pembuatan kimia asas, baja dan sebatian nitrogen, plastik dan getah sintetik dalam bentuk primer <i>Manufacture of basic chemicals, fertilizer and nitrogen compounds, plastics and synthetic rubber in primary forms</i>	78.7	82.0	85.0	84.4	82.8	79.6	82.9	83.2	84.2	82.4	
202 & 203	Pembuatan produk kimia lain dan serat buatan manusia <i>Manufacture of other chemical products and man-made fibres</i>	79.0	75.5	82.1	77.7	77.3	78.1	71.8	72.8	77.1	73.4	
210	Pembuatan produk farmaseutikal, kimia perubatan dan botani <i>Manufacture of pharmaceuticals, medicinal chemical and botanical products</i>	71.4	76.1	75.4	73.6	76.1	75.7	71.9	72.3	72.1	67.5	
221	Pembuatan produk getah <i>Manufacture of rubber products</i>	79.6	79.0	80.4	80.4	80.6	81.2	79.7	80.6	81.2	81.6	
222	Pembuatan produk plastik <i>Manufacture of plastics products</i>	76.0	78.1	78.2	74.9	77.4	76.0	75.4	77.0	77.9	77.5	

2020												2021			
Jan.	Feb.	Mac	Apr.	Mei	Jun	Jul.	Ogo.	Sep.	Okt.	Nov.	Dis.	Jan.	Feb.	Mac	Apr.
88.9	88.4	82.2	81.7	85.8	85.3	87.3	86.9	84.8	83.2	84.5	84.5	88.0	84.0	84.4	83.9
70.0	69.4	68.4	68.9	72.7	72.9	73.2	70.9	68.9	71.2	71.4	71.3	69.6	69.9	70.9	71.2
66.0	68.6	53.9	54.8	60.3	67.6	70.7	63.5	63.8	63.1	65.3	73.6	72.9	63.9	66.5	65.9
65.7	68.6	80.8	76.8	79.8	79.6	76.0	69.0	69.5	64.8	61.9	60.5	68.9	69.0	82.2	81.7
73.4	80.6	66.6	67.4	71.7	76.7	73.0	73.9	74.4	73.2	72.7	72.9	74.0	73.4	74.7	73.5
69.6	69.8	55.4	49.3	68.8	54.4	52.0	70.3	56.7	51.0	68.1	54.4	58.7	58.9	59.6	59.7
78.3	75.6	72.5	70.7	75.5	83.1	78.2	81.7	83.3	85.1	80.7	83.5	80.6	77.5	83.9	80.7
73.8	74.5	74.0	74.6	71.8	70.9	75.0	74.7	71.9	74.9	70.8	71.8	70.6	64.6	70.2	72.7
71.4	73.6	58.9	49.8	50.9	62.9	65.0	66.6	71.0	72.0	70.2	71.2	69.6	61.9	69.1	68.4
73.9	72.5	54.0	1.6	73.6	68.6	76.0	73.2	62.1	53.4	52.1	55.4	78.4	81.1	81.4	76.3
75.2	73.3	61.1	30.5	49.7	64.6	65.4	65.2	65.2	66.0	66.6	67.0	75.6	86.7	80.6	83.8
78.1	77.3	73.5	61.0	71.9	73.8	76.0	75.5	75.9	74.0	74.1	74.1	74.6	69.9	70.9	72.4
78.9	80.2	70.1	52.9	60.1	71.1	69.4	73.6	75.3	75.8	74.2	76.9	80.6	76.9	78.6	79.7
67.6	66.6	51.7	35.0	57.4	54.1	59.5	54.0	59.2	65.1	64.2	60.2	69.6	57.4	57.2	54.0
74.6	68.6	48.3	35.5	58.3	69.6	70.2	65.6	66.5	63.8	72.6	75.3	68.1	65.6	65.7	68.4
83.2	85.0	77.6	52.9	78.5	75.6	77.4	77.9	78.6	79.5	81.7	80.6	78.8	79.3	84.2	83.1
73.9	74.6	58.9	56.7	66.5	72.2	68.4	71.4	72.4	71.3	69.7	69.4	70.2	68.8	70.4	69.7
69.8	70.5	59.9	54.4	60.0	70.1	70.6	69.6	70.4	69.0	70.7	70.7	67.9	68.5	69.7	69.6
78.5	78.6	66.1	61.8	68.1	75.2	75.9	74.5	76.6	77.2	77.0	77.0	79.7	75.1	78.1	76.8
71.8	71.7	58.2	29.7	42.5	78.2	85.1	70.5	80.7	70.8	69.5	70.0	70.3	70.8	72.6	70.9
67.5	69.2	60.3	32.0	54.2	66.6	65.3	66.6	69.2	73.4	62.6	69.0	78.8	79.2	78.0	78.0
78.0	79.4	70.8	63.0	78.1	75.8	77.8	76.0	80.0	81.7	80.6	77.8	84.7	84.2	80.4	78.9
76.6	74.0	62.0	45.3	48.3	59.2	65.2	70.5	73.0	69.8	69.1	71.7	72.8	70.1	72.0	71.8
76.2	73.5	69.2	69.4	68.6	73.6	73.4	77.1	77.6	76.0	72.0	77.5	72.1	74.1	72.4	75.0
82.7	82.4	77.7	80.1	78.1	81.7	82.8	82.9	83.1	83.5	83.7	84.4	81.7	79.2	82.9	82.3
78.2	76.4	67.3	61.2	71.5	76.6	77.1	75.7	76.8	77.4	77.2	77.8	75.4	75.8	77.3	75.8

2c Kapasiti Penggunaan Industri Pembuatan mengikut Kumpulan - Bulanan
Manufacturing Industry Capacity Utilisation by Group - Monthly

Kod Kumpulan Group Code	Keterangan Kumpulan Group Description	2021					2022					
		Mei	Jun	Jul.	Ogo.	Sep.	Okt.	Nov.	Dis.	Jan.	Feb.	
101	Pemprosesan dan pengawetan daging <i>Processing and preserving of meat</i>	78.3	76.9	73.1	76.5	76.7	79.8	80.2	80.6	81.3	76.5	
102	Pemprosesan dan pengawetan ikan, krustasea dan moluska <i>Processing and preserving of fish, crustaceans and molluscs</i>	71.7	71.0	69.9	68.9	70.5	71.2	68.4	71.2	74.6	69.5	
103	Pemprosesan dan pengawetan buah-buahan dan sayur-sayuran <i>Processing and preserving of fruits and vegetable</i>	67.0	57.2	58.5	64.8	57.0	56.8	64.8	75.2	82.8	73.1	
104	Pembuatan minyak dan lemak daripada sayuran dan haiwan <i>Manufacture of vegetable and animal oils and fats</i>	70.6	77.5	81.4	79.1	81.6	71.9	69.2	65.3	66.2	62.6	
105	Pembuatan produk tenusu <i>Manufacture of dairy products</i>	69.2	71.7	67.0	67.4	59.5	67.2	59.4	70.6	84.6	80.0	
106	Pembuatan produk bijian, kanji dan produk berkanji <i>Manufacture of grain mill products, starches and starch products</i>	58.2	58.3	61.5	61.1	62.7	58.7	58.4	59.8	73.0	58.8	
107	Pembuatan produk makanan lain <i>Manufacture of other food products</i>	80.0	81.5	81.1	79.6	80.7	79.4	76.8	78.5	84.2	76.2	
108	Pembuatan makanan haiwan tersedia <i>Manufacture of prepared animal feeds</i>	71.5	72.0	75.8	71.6	69.6	68.0	72.2	70.5	82.5	66.3	
110	Pembuatan minuman ringan <i>Manufacture of beverages</i>	61.6	58.0	57.3	61.1	74.0	74.3	78.3	73.8	87.9	80.5	
120	Pembuatan produk tembakau <i>Manufacture of tobacco products</i>	79.3	9.7	8.8	9.9	77.6	80.8	81.0	72.0	97.9	99.1	
131	Pemintalan, penenunan dan penyiapan tekstil <i>Spinning, weaving and finishing of textiles</i>	76.5	70.7	71.5	62.2	67.8	69.2	69.6	69.9	88.5	86.2	
139	Pembuatan tekstil lain <i>Manufacture of other textiles</i>	76.9	68.1	67.2	71.6	74.1	78.8	79.8	80.0	87.0	81.0	
141	Pembuatan pakaian, kecuali pakaian berbulu <i>Manufacture of wearing apparel, except fur apparel</i>	79.1	70.6	69.1	71.6	72.1	77.5	79.7	80.6	73.1	70.6	
142 & 143	Pembuatan artikel daripada kulit bulu dan pakaian yang dikait dan dikrusye <i>Manufacture of articles of fur, knitted and crocheted apparel</i>	53.8	78.0	75.3	39.7	53.6	60.8	66.5	64.3	63.6	64.2	
151	Penyamakan dan pembersihan kulit, pembuatan begasi, beg tangan, pelana dan abah-abah pembersihan dan pewarnaan bulu <i>Tanning and dressing of leather; manufacture of luggage, handbags, saddlery and harness; dressing and dyeing of fur</i>	65.5	49.8	63.2	58.0	77.9	77.4	76.4	74.8	91.6	84.8	
152	Pembuatan kasut <i>Manufacture of footwear</i>	82.1	84.6	67.7	66.1	68.7	70.0	71.5	69.1	88.5	82.9	
161	Pengilangan dan pengetaman kayu <i>Sawmilling and planning of wood</i>	68.1	60.1	64.7	68.0	68.1	70.5	71.7	67.2	72.3	70.6	
162	Pembuatan produk daripada kayu, gabus, jerami dan bahan jalinan lain <i>Manufacture of products of wood, cork, straw and plaiting materials</i>	71.5	66.3	63.4	67.1	68.8	74.7	72.9	69.6	71.6	70.8	
170	Pembuatan kertas dan produk kertas <i>Manufacture of paper and paper products</i>	75.5	73.7	70.8	68.4	71.9	70.7	73.7	75.5	83.6	80.0	
181 & 182	Percetakan dan aktiviti perkhidmatan berkaitan percetakan dan penerbitan semula media rakaman <i>Printing and service activities related to printing & reproduction of recorded media</i>	68.5	66.8	65.2	67.0	67.4	71.7	71.3	70.4	73.0	73.2	
192	Pembuatan produk petroleum bertapis <i>Manufacture of refined petroleum products</i>	79.1	74.7	74.3	64.5	53.8	57.3	64.6	67.7	85.7	90.8	
201	Pembuatan kimia asas, baja dan sebatian nitrogen, plastik dan getah sintetik dalam bentuk primer <i>Manufacture of basic chemicals, fertilizer and nitrogen compounds, plastics and synthetic rubber in primary forms</i>	84.2	76.7	78.6	77.4	84.1	82.8	84.7	82.3	81.8	76.8	
202 & 203	Pembuatan produk kimia lain dan serat buatan manusia <i>Manufacture of other chemical products and man-made fibres</i>	68.3	72.7	68.6	65.5	72.7	69.1	73.4	73.5	76.6	78.3	
210	Pembuatan produk farmaseutikal, kimia perubatan dan botani <i>Manufacture of pharmaceuticals, medicinal chemical and botanical products</i>	69.8	68.9	72.3	74.3	76.7	69.8	72.4	71.3	78.6	71.1	
221	Pembuatan produk getah <i>Manufacture of rubber products</i>	81.6	77.6	73.5	71.2	76.0	79.5	82.1	81.7	83.3	80.4	
222	Pembuatan produk plastik <i>Manufacture of plastics products</i>	72.8	70.9	67.6	70.0	75.2	78.0	75.9	74.9	80.6	77.9	

Mac	Apr.	Mei	Jun	Jul.	Ogo.	Sep.	Okt.	Nov.	Dis.	Jan.	Feb.	Mac	Apr.	Mei	Jun
79.1	80.6	81.1	80.4	82.9	82.0	83.1	81.0	81.7	81.4	85.2	86.0	86.1	88.2	88.5	88.4
75.8	71.5	71.6	73.8	77.7	75.3	78.4	76.1	77.1	78.0	77.7	73.4	74.7	76.8	80.0	76.4
80.6	78.7	77.1	84.0	81.6	76.3	75.3	71.9	86.3	78.6	72.9	83.9	81.5	79.4	77.7	79.0
65.1	59.1	69.6	68.7	67.9	70.5	68.7	71.6	74.1	65.2	64.8	67.3	65.7	66.3	73.0	71.8
80.7	81.8	77.8	74.1	78.2	74.6	71.7	78.2	69.9	68.1	72.9	76.7	78.3	75.4	80.6	78.4
67.1	55.0	65.1	73.3	71.1	73.6	75.4	74.7	76.1	77.1	76.6	75.2	74.0	65.0	73.9	71.6
84.6	71.5	86.0	87.4	88.3	89.1	85.4	84.8	83.1	85.9	88.8	85.1	89.7	79.8	81.0	82.5
75.7	75.6	78.6	83.0	84.8	84.7	80.9	81.9	81.1	84.2	82.5	78.8	78.5	81.5	83.0	81.4
81.1	81.1	80.8	79.5	82.6	82.4	80.4	79.9	78.8	83.5	79.0	77.3	77.3	78.3	82.5	79.5
97.7	79.1	99.3	96.8	74.3	54.6	77.6	77.5	56.5	99.6	92.7	91.5	96.8	92.9	93.4	81.5
90.0	82.4	78.4	83.4	86.1	87.1	94.5	87.1	86.0	88.6	58.3	65.5	66.5	72.0	71.3	78.2
79.0	89.6	86.5	84.9	84.9	83.4	83.6	81.2	81.6	71.1	82.4	86.8	93.1	85.9	87.9	87.7
75.9	78.6	81.1	75.6	77.5	71.8	73.2	68.6	69.2	73.3	77.9	72.8	82.9	81.7	81.5	82.0
72.0	71.9	64.0	89.3	86.6	70.7	66.4	67.0	72.4	83.0	85.9	74.1	73.4	48.1	79.4	70.8
87.3	79.9	74.2	93.8	90.7	95.5	94.5	93.7	95.5	94.6	97.0	93.8	94.1	77.8	82.2	82.5
90.9	89.8	91.3	91.6	90.7	93.2	90.2	90.5	90.3	92.1	86.1	74.5	76.1	85.9	87.0	85.7
79.7	78.6	76.4	81.2	78.6	79.4	78.9	75.5	77.6	79.1	73.7	76.0	75.6	78.6	77.3	78.9
73.8	72.2	70.8	72.1	69.6	73.8	71.6	71.6	67.4	66.6	65.9	65.8	66.6	65.3	68.3	65.2
84.5	80.3	76.8	80.9	79.5	78.1	77.6	77.9	75.4	76.5	74.6	77.3	79.9	76.5	75.6	77.0
70.5	75.9	75.9	80.5	76.7	77.6	77.0	76.1	81.7	80.3	78.2	79.8	80.3	82.8	83.8	83.1
76.8	86.4	71.6	66.2	79.8	80.1	85.0	84.7	86.4	85.9	85.9	79.4	81.4	72.8	73.5	74.1
84.4	83.0	80.2	76.9	80.7	82.3	75.2	82.1	80.5	78.1	80.3	81.0	79.8	81.0	82.7	84.0
79.6	71.8	76.1	76.1	69.3	75.9	72.2	70.1	70.9	67.7	67.1	67.2	76.1	66.6	71.8	67.3
80.4	78.5	76.3	84.6	86.7	88.2	84.2	82.2	79.2	69.5	79.6	85.8	83.1	80.7	80.6	81.0
82.6	83.0	80.4	80.7	77.3	78.9	76.5	78.3	76.4	74.7	77.0	76.3	79.1	75.2	77.9	80.5
81.5	79.7	78.5	80.9	80.7	81.1	82.5	81.9	80.0	80.3	79.9	80.4	80.9	76.7	80.5	79.6

2c Kapasiti Penggunaan Industri Pembuatan mengikut Kumpulan - Bulanan
Manufacturing Industry Capacity Utilisation by Group - Monthly

Kod Kumpulan Group Code	Keterangan Kumpulan Group Description	2017									
		Jan.	Feb.	Mac	Apr.	Mei	Jun	Jul.	Ogo.	Sep.	Okt.
231	Pembuatan kaca dan produk kaca <i>Manufacture of glass and glass products</i>	82.1	79.6	82.6	80.5	81.1	80.7	81.6	81.2	82.0	81.4
239	Pembuatan pengeluaran galian bukan logam t.t.t.l. <i>Manufacture of non-metallic mineral products n.e.c.</i>	75.5	71.8	69.9	71.5	69.1	70.3	70.0	70.3	69.1	71.3
241	Pembuatan besi dan keluli asas <i>Manufacture of basic iron and steel</i>	79.4	71.2	81.1	72.2	74.8	67.0	80.1	83.1	74.4	78.4
242	Pembuatan logam asas berharga dan logam bukan ferus lain <i>Manufacture of basic precious and other non-ferrous metals</i>	79.1	80.5	83.7	82.2	83.2	79.6	81.1	80.5	77.1	80.9
243	Pengacuan logam <i>Casting of metals</i>	70.7	71.7	75.1	74.8	74.2	73.5	72.6	72.6	71.6	71.8
251 & 252	Pembuatan produk struktur logam, tangki, takungan, penjana wap, senjata dan peluru <i>Manufacture of structural metal products, tanks, reservoirs, steam generators, weapons and ammunition</i>	73.7	77.3	76.6	76.7	77.2	77.3	78.9	76.8	76.6	77.7
259	Pembuatan lain-lain produk yang direka daripada logam; aktiviti perkhidmatan kerja logam <i>Manufacture of other fabricated metal products; metal working service activities</i>	74.6	73.4	73.9	73.1	74.9	70.5	72.2	73.2	71.9	73.9
261	Pembuatan komponen dan papan elektronik <i>Manufacture of electronic components and boards</i>	85.0	84.7	86.5	84.1	85.1	83.9	85.1	86.5	87.1	86.3
262	Pembuatan komputer dan kelengkapan peranti <i>Manufacture of computers and peripheral equipment</i>	62.8	62.0	69.2	64.2	63.4	67.5	64.8	69.4	73.5	68.6
263	Pembuatan peralatan komunikasi <i>Manufacture of communication equipment</i>	74.7	76.9	85.2	60.4	57.0	61.4	59.3	58.6	91.1	67.7
264	Pembuatan peralatan elektronik pengguna <i>Manufacture of consumer electronics</i>	72.3	76.9	72.8	78.6	85.8	79.4	85.5	91.3	87.7	85.6
265	Pembuatan kelengkapan mengukur, menguji, memandu arah dan kawalan; jam tangan dan jam <i>Manufacture of measuring, testing, navigating and control equipment; watches and clocks</i>	67.2	68.6	67.8	65.0	66.8	71.0	76.8	77.6	70.6	67.6
266	Pembuatan peralatan penyinaran, perubatan elektro dan elektroterapeutik <i>Manufacture of irradiation, electromedical and electrotherapeutic equipment</i>	84.1	74.7	82.1	73.5	90.4	66.1	85.8	94.8	79.4	94.4
267 & 268	Pembuatan peralatan optikal, kelengkapan fotografi, media magnetik dan optikal <i>Manufacture of optical instruments, photographic equipment, magnetic and optical media</i>	83.0	85.4	87.1	88.9	89.0	86.6	85.1	82.0	83.6	91.7
271	Pembuatan motor elektrik, penjana, transformer dan perkakasan pengagihan dan pengawalan elektrik <i>Manufacture of electric motors, generators, transformers and electricity distribution and control apparatus</i>	76.6	78.3	80.0	79.6	76.1	75.1	77.1	76.9	74.7	75.9
272	Pembuatan bateri dan akumulator <i>Manufacture of batteries and accumulators</i>	83.4	93.6	95.1	95.0	96.9	91.6	94.7	94.2	95.2	95.4
273	Pembuatan pendawaian dan peranti pendawaian <i>Manufacture of wiring and wiring devices</i>	84.1	82.6	81.0	79.2	80.5	76.9	78.7	79.1	76.5	77.0
274	Pembuatan kelengkapan pencahayaan elektrik <i>Manufacture of electric lighting equipment</i>	70.5	58.3	64.1	64.4	63.2	60.1	67.5	70.4	73.7	65.6
275	Pembuatan perkakasan domestik <i>Manufacture of domestic appliances</i>	74.5	69.7	67.7	80.5	79.1	79.5	90.1	87.6	88.5	88.7
279	Pembuatan kelengkapan elektrik lain <i>Manufacture of other electrical equipment</i>	86.7	83.7	87.3	79.4	88.7	88.4	89.8	90.1	86.3	89.6
281 & 282	Pembuatan jentera kegunaan umum dan kegunaan khas <i>Manufacture of general-purpose and special-purpose machinery</i>	78.5	76.4	78.9	78.1	77.5	73.9	75.1	75.4	74.1	74.9
291	Pembuatan kenderaan bermotor <i>Manufacture of motor vehicles</i>	67.2	66.3	66.7	61.9	70.5	74.5	70.2	61.7	59.9	54.3
292	Pembuatan kerangka (coachwork) untuk kenderaan bermotor; pembuatan treler dan semi treler <i>Manufacture of bodies (coachwork) for motor vehicles; manufacture of trailers and semi-trailers</i>	77.1	76.4	73.4	76.1	77.3	78.3	77.0	76.6	78.8	78.5
293	Pembuatan alat ganti dan aksesori untuk kenderaan bermotor <i>Manufacture of parts and accessories for motor vehicles</i>	76.9	70.7	76.6	73.5	74.5	71.6	75.0	76.0	76.6	77.8
301	Pembinaan kapal dan bot <i>Building of ships and boats</i>	89.9	84.8	70.7	74.7	75.2	70.1	74.2	77.3	75.4	74.5
302, 303, 304 & 309	Pembuatan lokomotif keretapi, rolling stock, kapal angkasa dan udara, jentera berkaitan, kenderaan tempur ketenteraan dan kelengkapan pengangkutan t.t.t.l. <i>Manufacture of railway locomotives, rolling stock, air and spacecraft, related machinery, military fighting vehicles and transport equipment n.e.c.</i>	79.6	79.4	75.5	78.8	76.0	71.9	78.6	75.3	80.3	78.3

2018												2019			
Nov.	Dis.	Jan.	Feb.	Mac	Apr.	Mei	Jun	Jul.	Ogo.	Sep.	Okt.	Nov.	Dis.	Jan.	Feb.
81.7	81.9	79.6	79.1	83.9	81.8	80.6	75.1	77.3	78.2	76.4	79.0	80.1	76.9	79.6	75.9
73.1	71.1	73.4	68.2	73.1	72.6	71.5	70.1	74.0	73.2	72.7	72.0	71.1	70.2	71.6	68.2
79.7	78.5	81.2	75.3	83.0	81.0	79.3	73.7	81.9	78.5	77.2	78.1	70.7	76.9	72.2	67.7
80.2	79.3	75.5	71.6	75.8	76.0	75.3	73.2	76.4	74.6	74.0	81.4	78.7	78.8	78.1	73.5
74.7	73.0	71.3	69.0	69.7	71.4	74.0	72.8	73.1	79.4	77.6	78.2	74.9	76.9	79.1	76.2
77.8	78.7	79.4	77.4	78.1	78.6	78.0	78.3	78.3	74.2	77.9	77.8	77.0	76.9	79.1	77.4
74.3	76.0	77.5	75.8	78.6	78.0	76.8	75.5	77.2	79.2	78.0	79.2	79.1	78.4	78.2	73.9
87.4	85.9	83.2	85.4	86.9	85.3	85.2	84.1	85.3	84.0	84.1	83.6	82.1	81.9	82.1	81.4
69.6	74.0	69.3	65.5	75.4	71.2	71.7	71.2	65.1	70.6	68.2	66.0	64.3	64.0	60.8	55.4
72.0	88.2	85.0	69.9	82.7	80.7	80.0	72.8	84.1	78.2	75.5	78.0	73.8	74.6	87.7	71.0
77.5	65.3	66.2	57.7	84.6	66.7	72.7	71.1	82.5	83.1	83.4	79.4	65.4	66.5	70.2	65.7
70.1	69.2	71.4	73.9	67.1	66.9	69.1	60.1	74.4	79.2	70.6	60.9	72.3	72.0	64.8	67.0
95.8	92.0	53.3	67.1	55.9	55.9	57.0	54.3	51.6	50.2	51.9	52.1	55.0	51.6	56.9	55.2
88.5	85.6	89.1	89.9	88.4	87.9	78.9	76.1	78.2	73.9	67.8	67.9	63.5	62.7	62.2	60.8
78.0	76.0	75.8	76.9	79.4	79.4	76.8	75.5	78.6	79.6	77.2	77.2	75.8	74.5	74.5	78.0
94.0	90.0	83.6	83.6	83.4	83.4	84.8	83.8	79.8	84.3	84.4	91.4	90.6	86.4	93.3	88.5
76.1	75.0	79.7	77.2	77.5	77.4	76.1	76.9	77.6	72.5	73.9	77.0	73.2	74.3	78.1	75.3
70.7	71.0	72.0	66.6	67.3	77.9	66.6	72.5	73.4	63.2	69.6	66.3	63.0	63.5	65.6	60.8
84.3	87.1	89.0	84.8	89.4	94.9	95.6	87.9	81.3	83.1	84.3	83.8	84.2	85.6	89.1	86.9
88.2	85.9	87.0	86.9	88.7	87.4	87.1	86.6	87.2	89.0	87.0	89.1	87.5	87.3	83.5	82.7
76.3	75.6	78.1	77.4	81.3	78.5	76.6	74.2	76.8	75.1	75.8	76.1	73.4	74.5	74.0	73.6
75.1	77.5	78.4	71.2	80.0	80.8	82.1	84.1	84.6	71.4	63.9	79.2	82.4	76.2	74.8	86.7
77.7	78.4	79.9	75.2	75.3	76.4	76.8	75.1	74.0	80.2	73.2	68.6	76.3	73.3	75.3	73.5
78.0	75.4	81.9	78.6	79.3	81.3	78.8	75.1	80.2	77.2	72.8	76.8	78.7	76.0	78.1	80.2
78.8	73.1	69.5	70.4	62.9	65.5	85.4	72.6	69.3	66.3	67.7	72.4	70.4	76.1	74.5	71.3
78.8	82.1	85.0	82.2	71.4	70.6	70.4	72.2	71.8	81.6	75.1	73.4	83.8	81.1	83.4	82.9

2c Kapasiti Penggunaan Industri Pembuatan mengikut Kumpulan - Bulanan
Manufacturing Industry Capacity Utilisation by Group - Monthly

Kod Kumpulan Group Code	Keterangan Kumpulan Group Description	2019											
		Mac	Apr.	Mei	Jun	Jul.	Ogo.	Sep.	Okt.	Nov.	Dis.		
231	Pembuatan kaca dan produk kaca <i>Manufacture of glass and glass products</i>	77.5	75.5	74.2	75.9	75.3	71.4	73.0	72.3	72.6	74.5		
239	Pembuatan pengeluaran galian bukan logam t.t.t.l. <i>Manufacture of non-metallic mineral products n.e.c.</i>	72.9	73.7	71.9	67.8	73.2	72.7	69.6	73.3	72.5	72.8		
241	Pembuatan besi dan keluli asas <i>Manufacture of basic iron and steel</i>	74.0	77.5	78.7	68.5	78.1	79.4	76.5	78.4	76.2	73.0		
242	Pembuatan logam asas berharga dan logam bukan ferus lain <i>Manufacture of basic precious and other non-ferrous metals</i>	77.2	77.3	76.5	76.3	75.9	76.5	77.9	79.1	76.5	77.8		
243	Pengacuan logam <i>Casting of metals</i>	73.1	77.8	77.5	73.2	75.7	76.5	74.4	75.3	75.2	73.2		
251 & 252	Pembuatan produk struktur logam, tangki, takungan, penjana wap, senjata dan peluru <i>Manufacture of structural metal products, tanks, reservoirs, steam generators, weapons and ammunition</i>	76.6	77.3	76.1	76.4	76.6	77.0	77.4	77.0	77.6	77.3		
259	Pembuatan lain-lain produk yang direka daripada logam; aktiviti perkhidmatan kerja logam <i>Manufacture of other fabricated metal products; metal working service activities</i>	77.8	79.2	77.2	75.4	77.6	75.8	75.2	75.5	75.9	76.6		
261	Pembuatan komponen dan papan elektronik <i>Manufacture of electronic components and boards</i>	81.3	79.9	82.0	80.5	81.5	82.3	81.7	82.1	82.6	82.0		
262	Pembuatan komputer dan kelengkapan peranti <i>Manufacture of computers and peripheral equipment</i>	58.4	57.8	53.5	65.8	68.0	69.2	65.3	64.7	65.4	76.4		
263	Pembuatan peralatan komunikasi <i>Manufacture of communication equipment</i>	75.3	67.9	64.0	72.3	89.4	69.7	69.5	81.3	68.8	76.0		
264	Pembuatan peralatan elektronik pengguna <i>Manufacture of consumer electronics</i>	73.0	86.1	86.0	80.3	88.6	83.4	78.5	79.2	71.7	68.0		
265	Pembuatan kelengkapan mengukur, menguji, memandu arah dan kawalan; jam tangan dan jam <i>Manufacture of measuring, testing, navigating and control equipment; watches and clocks</i>	79.5	71.5	70.9	69.0	65.5	70.6	65.8	64.3	64.1	72.0		
266	Pembuatan peralatan penyinaran, perubatan elektro dan elektroterapeutik <i>Manufacture of irradiation, electromedical and electrotherapeutic equipment</i>	58.4	58.5	59.8	58.3	62.8	63.8	64.9	63.6	64.8	60.5		
267 & 268	Pembuatan peralatan optikal, kelengkapan fotografi, media magnetik dan optikal <i>Manufacture of optical instruments, photographic equipment, magnetic and optical media</i>	59.3	61.6	60.4	72.7	71.7	71.0	69.2	68.2	66.8	63.0		
271	Pembuatan motor elektrik, penjana, transformer dan perkakasan pengagihan dan pengawalan elektrik <i>Manufacture of electric motors, generators, transformers and electricity distribution and control apparatus</i>	81.8	81.0	80.3	77.1	78.2	79.0	77.6	79.9	78.0	81.6		
272	Pembuatan bateri dan akumulator <i>Manufacture of batteries and accumulators</i>	90.9	90.5	87.6	90.6	84.5	76.8	80.8	76.1	83.8	66.5		
273	Pembuatan pendawaian dan peranti pendawaian <i>Manufacture of wiring and wiring devices</i>	76.6	78.0	77.4	72.4	76.3	74.9	76.0	75.4	75.9	74.6		
274	Pembuatan kelengkapan pencahayaan elektrik <i>Manufacture of electric lighting equipment</i>	64.1	69.8	71.0	63.1	70.6	66.8	65.0	70.1	69.1	70.6		
275	Pembuatan perkakasan domestik <i>Manufacture of domestic appliances</i>	84.3	81.3	81.3	73.3	80.6	84.8	86.1	91.0	87.5	88.0		
279	Pembuatan kelengkapan elektrik lain <i>Manufacture of other electrical equipment</i>	84.1	84.2	87.3	85.7	89.3	87.0	87.5	89.5	87.5	86.7		
281 & 282	Pembuatan jentera kegunaan umum dan kegunaan khas <i>Manufacture of general-purpose and special-purpose machinery</i>	77.1	76.6	76.0	74.7	76.3	74.1	75.0	76.9	77.1	76.4		
291	Pembuatan kenderaan bermotor <i>Manufacture of motor vehicles</i>	79.3	73.8	73.7	74.7	80.5	75.6	80.3	84.7	82.9	71.6		
292	Pembuatan kerangka (coachwork) untuk kenderaan bermotor; pembuatan treler dan semi treler <i>Manufacture of bodies (coachwork) for motor vehicles; manufacture of trailers and semi-trailers</i>	76.8	85.8	77.7	76.5	75.5	79.8	77.0	77.2	76.4	77.6		
293	Pembuatan alat ganti dan aksesori untuk kenderaan bermotor <i>Manufacture of parts and accessories for motor vehicles</i>	82.3	83.0	83.6	80.9	78.1	78.2	78.2	79.0	78.0	80.3		
301	Pembinaan kapal dan bot <i>Building of ships and boats</i>	76.4	77.7	79.9	79.8	78.0	74.6	76.2	68.6	70.9	72.1		
302, 303, 304 & 309	Pembuatan lokomotif keretapi, rolling stock, kapal angkasa dan udara, jentera berkaitan, kenderaan tempur ketenteraan dan kelengkapan pengangkutan t.t.t.l. <i>Manufacture of railway locomotives, rolling stock, air and spacecraft, related machinery, military fighting vehicles and transport equipment n.e.c.</i>	82.7	82.5	81.9	76.7	82.6	80.5	78.3	80.7	81.1	79.7		

2020												2021			
Jan.	Feb.	Mac	Apr.	Mei	Jun	Jul.	Ogo.	Sep.	Okt.	Nov.	Dis.	Jan.	Feb.	Mac	Apr.
79.7	72.2	67.4	52.1	70.1	76.6	73.5	71.4	68.7	70.7	72.4	66.0	63.8	69.6	79.6	78.3
70.1	66.0	53.2	38.2	55.5	60.4	68.0	69.2	69.1	69.6	68.2	71.3	70.7	70.3	73.2	73.4
72.9	69.7	58.0	45.9	56.7	66.3	70.4	62.0	70.3	68.1	66.9	74.0	72.1	64.9	70.6	70.4
78.2	76.7	62.4	55.9	72.7	73.1	74.5	75.7	76.2	77.4	76.1	76.6	77.5	76.9	80.5	80.4
75.4	76.4	59.2	45.1	65.4	70.1	71.9	72.4	71.0	71.3	71.2	71.4	66.2	62.5	69.0	66.6
72.7	73.5	68.0	51.6	65.5	70.0	71.6	71.7	73.4	72.0	71.9	72.4	76.7	76.9	78.4	77.9
75.7	76.6	63.2	49.7	66.1	71.0	74.1	70.9	77.5	74.3	74.4	75.3	77.5	73.0	77.5	76.0
78.2	79.6	71.5	51.8	72.5	75.1	75.2	77.6	80.7	80.9	81.0	82.3	81.9	81.2	83.0	81.4
65.9	67.8	55.8	60.1	56.2	58.9	64.6	59.1	55.0	57.8	54.0	58.4	61.6	65.8	61.9	66.0
80.9	77.5	61.0	47.7	66.8	78.0	79.3	78.4	81.1	80.6	79.5	81.2	79.5	78.1	84.8	81.2
71.2	72.5	47.0	24.0	48.7	68.5	69.7	71.3	72.5	68.7	66.3	68.4	62.7	64.8	73.0	72.9
64.5	63.5	60.5	44.6	54.6	60.5	66.7	66.7	67.2	69.4	75.8	66.9	70.0	70.1	69.8	72.1
73.8	77.8	70.6	46.7	62.4	65.6	68.3	66.0	72.8	73.6	70.5	74.6	65.6	69.4	63.5	66.0
75.3	76.9	28.9	51.7	50.8	83.9	86.1	82.5	82.4	73.5	74.5	74.0	69.3	70.3	71.4	71.8
76.9	75.7	65.3	57.9	74.1	78.9	80.4	78.5	78.0	77.2	76.1	77.9	72.4	76.4	79.8	78.9
74.6	71.1	42.0	31.0	50.6	60.9	69.4	76.0	77.6	76.1	75.3	68.0	88.8	51.7	93.4	89.8
76.1	74.5	62.9	51.1	65.3	68.2	71.2	71.0	74.1	69.8	69.4	71.5	70.9	74.3	71.1	71.2
57.9	67.9	45.0	45.0	55.6	69.6	64.8	67.3	70.8	67.3	67.2	71.3	71.2	66.1	69.4	70.1
84.1	80.1	62.2	31.2	68.2	63.3	75.0	73.8	73.2	75.5	72.2	69.2	72.4	79.2	79.1	80.4
88.1	88.7	80.8	70.7	87.6	88.2	83.8	84.9	87.0	84.1	85.9	86.7	89.4	88.9	89.1	90.9
76.3	74.3	62.4	53.8	68.5	73.1	73.2	72.7	73.5	78.3	77.7	79.2	75.7	74.9	78.4	76.2
67.8	66.6	66.5	15.2	44.8	64.6	67.5	69.9	71.4	70.8	69.5	71.4	78.9	71.7	80.2	75.9
78.4	77.7	64.4	43.4	69.5	61.3	68.1	71.9	73.7	74.8	79.1	82.7	61.6	58.0	59.5	60.8
76.1	74.9	62.3	36.9	53.9	67.3	71.9	74.6	75.3	75.5	75.4	76.3	76.5	79.0	84.9	79.8
76.8	74.9	75.3	42.2	52.4	59.4	59.9	61.4	63.5	64.9	64.1	65.4	62.4	59.1	67.0	67.0
82.4	87.7	73.1	53.3	69.1	80.1	75.3	73.9	85.4	91.7	84.2	80.8	85.2	81.1	86.0	82.6

2c Kapasiti Penggunaan Industri Pembuatan mengikut Kumpulan - Bulanan
Manufacturing Industry Capacity Utilisation by Group - Monthly

Kod Kumpulan Group Code	Keterangan Kumpulan Group Description	2021					2022					
		Mei	Jun	Jul.	Ogo.	Sep.	Okt.	Nov.	Dis.	Jan.	Feb.	
231	Pembuatan kaca dan produk kaca <i>Manufacture of glass and glass products</i>	76.0	64.8	66.1	72.3	79.5	80.6	80.6	75.7	85.9	82.0	
239	Pembuatan pengeluaran galian bukan logam t.t.t.l. <i>Manufacture of non-metallic mineral products n.e.c.</i>	67.8	53.5	57.8	62.4	67.0	69.6	68.6	71.3	81.7	75.8	
241	Pembuatan besi dan keluli asas <i>Manufacture of basic iron and steel</i>	62.2	46.0	52.8	58.3	73.2	70.9	68.0	63.6	78.1	71.9	
242	Pembuatan logam asas berharga dan logam bukan ferus lain <i>Manufacture of basic precious and other non-ferrous metals</i>	78.4	70.2	66.6	70.1	76.0	82.2	82.5	81.4	84.5	77.5	
243	Pengacuan logam <i>Casting of metals</i>	64.7	52.2	45.6	63.7	71.4	71.1	75.3	72.3	77.4	77.3	
251 & 252	Pembuatan produk struktur logam, tangki, takungan, penjana wap, senjata dan peluru <i>Manufacture of structural metal products, tanks, reservoirs, steam generators, weapons and ammunition</i>	75.4	72.2	73.9	76.0	76.1	77.3	78.4	78.5	83.2	80.5	
259	Pembuatan lain-lain produk yang direka daripada logam; aktiviti perkhidmatan kerja logam <i>Manufacture of other fabricated metal products; metal working service activities</i>	71.0	60.7	60.9	62.7	67.5	71.4	70.4	71.5	81.1	76.9	
261	Pembuatan komponen dan papan elektronik <i>Manufacture of electronic components and boards</i>	81.2	81.4	77.5	77.4	82.0	82.1	81.9	83.7	84.6	87.5	
262	Pembuatan komputer dan kelengkapan peranti <i>Manufacture of computers and peripheral equipment</i>	65.3	70.6	66.9	58.0	63.8	55.5	57.7	70.6	77.7	53.6	
263	Pembuatan peralatan komunikasi <i>Manufacture of communication equipment</i>	77.7	80.3	79.3	73.1	77.8	75.2	75.6	75.7	77.2	78.2	
264	Pembuatan peralatan elektronik pengguna <i>Manufacture of consumer electronics</i>	72.7	83.4	63.9	72.0	88.1	89.3	82.2	80.8	67.8	69.4	
265	Pembuatan kelengkapan mengukur, menguji, memandu arah dan kawalan; jam tangan dan jam <i>Manufacture of measuring, testing, navigating and control equipment; watches and clocks</i>	67.2	69.5	73.5	59.5	62.1	68.1	66.6	63.4	70.2	72.2	
266	Pembuatan peralatan penyinaran, perubatan elektro dan elektroterapeutik <i>Manufacture of irradiation, electromedical and electrotherapeutic equipment</i>	69.2	64.8	63.7	66.8	70.6	71.9	71.2	75.7	78.9	77.9	
267 & 268	Pembuatan peralatan optikal, kelengkapan fotografi, media magnetik dan optikal <i>Manufacture of optical instruments, photographic equipment, magnetic and optical media</i>	68.7	54.2	37.5	62.8	71.5	86.1	80.3	79.2	88.4	69.7	
271	Pembuatan motor elektrik, penjana, transformer dan perkakasan pengagihan dan pengawalan elektrik <i>Manufacture of electric motors, generators, transformers and electricity distribution and control apparatus</i>	75.1	75.5	67.3	73.7	79.9	80.3	86.2	86.0	85.2	78.6	
272	Pembuatan bateri dan akumulator <i>Manufacture of batteries and accumulators</i>	91.0	82.0	72.7	91.2	80.9	90.8	90.7	66.5	68.5	68.3	
273	Pembuatan pendawaian dan peranti pendawaian <i>Manufacture of wiring and wiring devices</i>	73.4	69.3	66.4	70.3	74.4	76.2	78.2	78.5	82.6	74.0	
274	Pembuatan kelengkapan pencahayaan elektrik <i>Manufacture of electric lighting equipment</i>	61.0	54.2	54.2	66.5	69.0	72.8	73.6	75.8	70.0	79.8	
275	Pembuatan perkakasan domestik <i>Manufacture of domestic appliances</i>	78.4	65.7	61.3	66.6	77.2	84.3	82.1	78.5	88.1	81.3	
279	Pembuatan kelengkapan elektrik lain <i>Manufacture of other electrical equipment</i>	89.6	86.3	86.8	82.3	88.9	86.1	88.2	89.0	86.6	88.9	
281 & 282	Pembuatan jentera kegunaan umum dan kegunaan khas <i>Manufacture of general-purpose and special-purpose machinery</i>	73.5	64.1	60.2	74.3	76.9	78.5	79.8	76.9	81.8	79.7	
291	Pembuatan kenderaan bermotor <i>Manufacture of motor vehicles</i>	78.6	12.4	11.0	42.8	72.3	82.8	74.5	73.1	76.1	89.2	
292	Pembuatan kerangka (coachwork) untuk kenderaan bermotor; pembuatan treler dan semi treler <i>Manufacture of bodies (coachwork) for motor vehicles; manufacture of trailers and semi-trailers</i>	62.1	57.6	55.8	62.5	72.8	74.2	72.5	74.3	71.4	51.3	
293	Pembuatan alat ganti dan aksesori untuk kenderaan bermotor <i>Manufacture of parts and accessories for motor vehicles</i>	80.4	71.5	71.0	70.9	76.1	83.3	77.4	78.4	80.3	81.3	
301	Pembinaan kapal dan bot <i>Building of ships and boats</i>	70.6	67.3	71.0	79.2	74.6	68.6	71.1	66.8	77.1	67.7	
302, 303, 304 & 309	Pembuatan lokomotif keretapi, rolling stock, kapal angkasa dan udara, jentera berkaitan, kenderaan tempur ketenteraan dan kelengkapan pengangkutan t.t.t.l. <i>Manufacture of railway locomotives, rolling stock, air and spacecraft, related machinery, military fighting vehicles and transport equipment n.e.c.</i>	78.0	75.2	53.5	45.7	67.2	70.7	71.9	68.9	78.4	78.3	

Mac	Apr.	Mei	Jun	Jul.	Ogo.	Sep.	Okt.	Nov.	Dis.	Jan.	Feb.	Mac	Apr.	Mei	Jun
89.1	85.0	88.3	87.9	83.5	89.5	89.5	80.9	79.9	79.3	62.6	55.9	63.8	76.1	70.5	73.3
76.0	80.7	77.7	80.4	82.6	80.9	79.4	79.8	78.5	78.6	74.9	81.7	82.9	80.9	80.6	82.6
78.7	76.7	70.8	78.3	79.6	77.7	76.3	78.5	79.7	75.5	74.0	80.1	83.1	81.5	78.2	77.9
82.6	79.8	79.6	75.0	80.9	82.1	77.1	71.3	73.5	71.5	73.3	75.8	81.6	71.6	75.3	75.1
81.0	78.9	78.4	79.6	75.9	75.8	78.8	73.5	72.5	72.6	77.8	81.2	82.3	74.4	74.6	77.2
79.5	76.2	74.5	76.8	76.3	76.6	77.8	80.9	79.2	75.0	91.7	92.5	93.1	91.8	92.5	91.6
81.1	81.5	72.6	78.0	77.4	76.2	77.5	79.2	78.2	79.2	77.9	77.4	78.8	73.9	77.8	78.1
86.8	81.6	80.6	85.7	85.8	86.2	88.2	83.8	85.6	83.9	82.8	81.3	82.1	79.8	82.5	83.6
76.9	62.1	68.6	78.5	77.3	75.1	76.6	59.1	56.9	81.9	55.7	60.6	66.1	54.5	57.0	61.8
79.6	74.8	79.7	79.1	76.6	66.1	84.1	75.4	77.5	83.5	79.8	81.6	80.1	78.3	81.4	81.6
73.6	73.8	73.1	76.9	71.9	66.7	70.4	70.1	71.1	71.2	78.0	79.5	78.9	83.2	81.3	85.5
84.8	79.3	76.8	85.4	82.6	87.6	86.9	85.5	83.4	81.8	74.9	79.8	79.8	69.8	79.8	77.2
87.1	82.6	76.7	85.4	69.5	87.9	84.6	87.3	79.0	83.6	86.9	85.5	86.6	93.1	89.9	90.8
89.3	83.8	76.7	76.1	88.8	89.5	88.0	83.6	88.4	89.3	87.1	81.9	91.5	79.9	88.8	83.3
82.8	80.7	78.1	84.1	84.8	85.7	83.1	80.6	84.3	87.4	83.7	84.1	85.2	76.7	80.8	80.4
93.9	95.1	83.4	85.4	87.1	79.5	77.3	65.3	74.3	94.0	62.1	72.4	66.5	74.7	75.9	90.9
84.2	82.5	79.8	82.1	81.3	81.8	80.8	78.3	77.6	77.8	80.1	84.3	85.2	80.5	84.3	78.7
82.8	69.8	73.9	78.4	77.2	81.6	78.3	78.8	71.8	83.0	72.5	76.3	81.4	73.0	83.6	77.7
80.8	73.0	69.1	78.2	91.7	92.4	88.1	90.3	89.5	90.2	89.6	82.5	84.6	74.0	78.0	84.9
94.2	87.4	86.4	88.3	90.2	93.4	88.8	88.2	80.8	88.0	64.0	72.0	77.7	64.2	68.4	66.4
83.5	84.3	79.3	83.2	84.6	84.6	81.4	78.7	80.0	81.7	76.9	78.0	82.9	83.2	85.4	82.4
82.7	76.0	79.0	77.0	76.4	86.6	90.6	81.2	85.5	61.0	83.6	87.3	91.0	71.5	91.3	82.0
62.4	79.7	87.8	83.8	71.1	83.4	83.3	87.3	89.2	71.9	62.6	71.2	68.8	69.2	61.4	70.2
89.7	86.6	86.6	90.5	88.8	88.8	90.6	87.2	90.9	89.8	84.4	84.7	87.3	79.2	86.4	82.6
82.5	72.4	71.7	82.7	80.5	87.8	54.7	66.3	61.4	93.7	67.8	71.3	65.9	71.3	64.6	70.5
86.8	85.1	84.3	84.3	84.1	87.8	86.1	84.7	87.0	87.2	85.3	83.9	92.3	80.4	80.3	83.8

2c Kapasiti Penggunaan Industri Pembuatan mengikut Kumpulan - Bulanan
Manufacturing Industry Capacity Utilisation by Group - Monthly

Kod Kumpulan <i>Group Code</i>	Keterangan Kumpulan <i>Group Description</i>	2017									
		Jan.	Feb.	Mac	Apr.	Mei	Jun	Jul.	Ogo.	Sep.	Okt.
310	Pembuatan perabot <i>Manufacture of furniture</i>	81.7	80.9	83.6	79.2	82.0	79.5	79.8	82.3	81.6	81.8
321	Pembuatan barang kemas, <i>bijouterie</i> dan artikel berkaitan <i>Manufacture of jewellery, bijouterie and related articles</i>	82.5	69.3	76.8	75.0	73.9	81.0	74.6	81.5	80.7	74.7
322, 325 & 329	Pembuatan instrumen muzik, peralatan dan bekalan perubatan dan pergigian dan pembuatan lain t.t.t.l. <i>Manufacture of musical instruments, medical and dental instruments and supplies and other manufacturing n.e.c.</i>	74.4	73.6	73.9	73.9	73.8	73.0	74.6	73.9	71.5	73.7
323	Pembuatan barangan sukan <i>Manufacture of sports goods</i>	68.4	74.7	69.1	76.7	75.2	78.4	76.9	78.3	78.7	79.0
324	Pembuatan permainan dan mainan <i>Manufacture of games and toys</i>	75.0	66.1	67.7	65.4	67.3	66.1	67.3	64.5	52.9	62.8
331 & 332	Pembaikan pemasangan produk logam, jentera dan kelengkapan serta pemasangan jentera perindustrian dan kelengkapan <i>Repair of fabricated metal products, machinery and equipment and installation of industrial machinery and equipment</i>	77.4	83.0	80.8	76.6	82.9	82.0	84.3	83.5	81.6	83.1
Malaysia		79.4	78.5	79.3	76.3	78.0	78.7	80.1	80.3	79.8	79.7

2018											2019				
Nov.	Dis.	Jan.	Feb.	Mac	Apr.	Mei	Jun	Jul.	Ogo.	Sep.	Okt.	Nov.	Dis.	Jan.	Feb.
83.2	81.6	80.5	78.6	80.6	79.5	80.7	80.4	80.5	79.7	78.8	80.1	80.3	80.3	81.5	78.0
70.1	73.7	80.9	77.0	73.1	78.2	77.1	72.6	68.9	78.0	68.9	75.6	80.3	76.0	83.5	65.1
69.8	73.3	69.1	66.5	66.4	68.1	68.5	66.5	69.7	69.5	68.4	67.8	73.6	68.8	71.9	69.4
67.4	80.4	69.3	73.5	75.6	77.1	73.5	74.2	74.5	73.0	71.7	74.0	74.9	76.8	76.0	74.0
56.7	61.4	64.1	58.2	54.6	67.7	69.1	68.0	72.4	75.9	75.1	73.8	89.7	70.5	67.5	68.3
84.6	75.8	81.3	82.9	81.2	74.3	71.8	74.9	76.5	75.5	76.6	76.3	73.6	74.5	66.9	70.4
80.4	79.9	80.2	77.7	81.1	79.7	80.0	78.6	80.7	78.9	77.8	78.1	78.3	78.5	76.6	75.8

2c Kapasiti Penggunaan Industri Pembuatan mengikut Kumpulan - Bulanan
Manufacturing Industry Capacity Utilisation by Group - Monthly

Kod Kumpulan <i>Group Code</i>	Keterangan Kumpulan <i>Group Description</i>	2019										
		Mac	Apr.	Mei	Jun	Jul.	Ogo.	Sep.	Okt.	Nov.	Dis.	
310	Pembuatan perabot <i>Manufacture of furniture</i>	80.7	78.3	78.3	78.3	80.2	79.2	79.4	81.2	81.3	82.3	
321	Pembuatan barang kemas, <i>bijouterie</i> dan artikel berkaitan <i>Manufacture of jewellery, bijouterie and related articles</i>	71.8	77.8	79.0	77.5	74.6	76.0	75.2	79.1	80.8	78.9	
322, 325 & 329	Pembuatan instrumen muzik, peralatan dan bekalan perubatan dan pergigian dan pembuatan lain t.t.t.l. <i>Manufacture of musical instruments, medical and dental instruments and supplies and other manufacturing n.e.c.</i>	72.0	74.3	74.4	70.4	72.0	77.6	74.2	67.5	72.0	68.7	
323	Pembuatan barangan sukan <i>Manufacture of sports goods</i>	74.3	74.8	74.1	72.5	72.3	71.9	73.4	72.6	71.8	74.3	
324	Pembuatan permainan dan mainan <i>Manufacture of games and toys</i>	73.7	69.6	82.2	75.6	82.5	80.5	75.0	61.9	72.2	66.1	
331 & 332	Pembaikan pemasangan produk logam, jentera dan kelengkapan serta pemasangan jentera perindustrian dan kelengkapan <i>Repair of fabricated metal products, machinery and equipment and installation of industrial machinery and equipment</i>	69.5	68.0	69.9	70.0	71.7	70.3	71.4	69.7	77.1	70.4	
Malaysia		76.1	77.0	78.2	77.9	79.4	78.4	78.4	78.8	79.1	78.4	

2020												2021			
Jan.	Feb.	Mac	Apr.	Mei	Jun	Jul.	Ogo.	Sep.	Okt.	Nov.	Dis.	Jan.	Feb.	Mac	Apr.
80.1	79.1	68.6	29.7	57.4	66.6	69.2	73.3	75.9	76.0	74.8	75.8	74.7	73.2	74.2	72.9
75.6	72.3	51.9	37.7	55.9	68.4	68.5	77.6	77.2	74.8	77.0	77.2	75.5	70.6	69.9	71.7
82.1	79.6	62.3	50.2	68.3	77.2	80.4	79.1	79.8	76.8	74.3	77.2	75.3	75.6	78.7	77.3
78.3	74.6	60.7	47.6	67.1	75.8	75.1	74.5	76.4	74.2	73.9	79.2	76.5	75.1	78.5	81.8
84.4	78.1	51.4	60.0	66.9	80.2	82.5	86.5	86.1	78.1	72.2	64.4	61.6	62.1	69.1	60.8
72.7	70.8	68.0	56.7	66.0	75.7	70.9	74.4	74.6	73.5	71.7	71.5	78.4	72.1	70.5	72.0
74.6	74.7	64.4	47.7	63.9	70.9	72.2	72.4	74.4	75.1	72.8	74.5	76.5	75.8	77.7	76.9

2c Kapasiti Penggunaan Industri Pembuatan mengikut Kumpulan - Bulanan
Manufacturing Industry Capacity Utilisation by Group - Monthly

Kod Kumpulan <i>Group Code</i>	Keterangan Kumpulan <i>Group Description</i>	2021					2022					
		Mei	Jun	Jul.	Ogo.	Sep.	Okt.	Nov.	Dis.	Jan.	Feb.	
310	Pembuatan perabot <i>Manufacture of furniture</i>	69.8	59.9	59.5	61.5	70.0	74.8	75.7	76.7	83.9	80.4	
321	Pembuatan barang kemas, bijouterie dan artikel berkaitan <i>Manufacture of jewellery, bijouterie and related articles</i>	68.2	75.9	62.5	60.4	61.2	64.8	69.1	68.9	84.5	61.2	
322, 325 & 329	Pembuatan instrumen muzik, peralatan dan bekalan perubatan dan pergigian dan pembuatan lain t.t.t.l. <i>Manufacture of musical instruments, medical and dental instruments and supplies and other manufacturing n.e.c.</i>	75.5	64.5	70.4	72.3	75.8	79.6	79.1	77.1	83.1	85.3	
323	Pembuatan barangan sukan <i>Manufacture of sports goods</i>	78.0	68.3	71.8	70.1	70.1	74.3	75.1	77.5	89.3	93.7	
324	Pembuatan permainan dan mainan <i>Manufacture of games and toys</i>	59.4	27.0	42.1	45.5	61.5	72.8	71.5	56.6	75.5	78.9	
331 & 332	Pembaikan pemasangan produk logam, jentera dan kelengkapan serta pemasangan jentera perindustrian dan kelengkapan <i>Repair of fabricated metal products, machinery and equipment and installation of industrial machinery and equipment</i>	70.7	67.7	62.6	67.7	70.4	72.5	71.5	73.5	81.8	82.4	
Malaysia		76.1	70.0	67.6	68.5	72.7	74.5	75.2	75.7	81.3	80.2	

2023

Mac	Apr.	Mei	Jun	Jul.	Ogo.	Sep.	Okt.	Nov.	Dis.	Jan.	Feb.	Mac	Apr.	Mei	Jun
85.2	84.7	81.9	85.0	85.1	85.8	84.5	85.7	82.8	80.6	78.4	79.7	82.7	79.8	80.2	78.1
83.9	67.9	80.1	84.4	77.9	85.0	82.6	87.2	81.1	81.0	89.9	79.8	89.3	85.6	91.6	86.7
82.6	82.1	85.8	84.4	85.6	82.4	82.3	77.8	83.2	83.3	84.2	87.0	86.8	81.0	83.6	83.5
92.7	93.5	93.9	97.3	95.3	85.3	83.4	82.2	85.0	86.5	97.9	98.4	99.3	83.7	83.8	95.2
72.7	74.3	77.8	77.6	79.7	79.5	81.6	66.0	75.9	67.0	74.2	77.4	81.4	73.7	82.5	72.6
85.1	71.2	84.9	84.6	77.8	80.8	79.1	68.1	80.2	70.7	82.7	82.5	85.9	72.2	72.3	81.2
81.7	80.4	77.4	79.1	80.9	81.2	81.7	80.1	80.4	80.2	79.3	79.2	80.8	76.5	79.0	79.2

3a Kapasiti Penggunaan Industri Pembuatan mengikut Industri Berorientasikan Eksport dan Industri Berorientasikan Domestik - Tahunan
Manufacturing Industry Capacity Utilisation by Export-Oriented Industries and Domestic-Oriented Industries - Yearly

Bil. No.	Kod Codes	Keterangan Description	2015	2016	2017	2018	2019	2020	2021	2022
	C	PEMBUATAN MANUFACTURING	80.1	80.2	79.2	79.1	77.8	69.8	73.9	80.4
1.		Industri Berorientasikan Eksport Export-Oriented Industries	81.6	82.0	81.2	80.4	78.5	70.4	75.5	80.4
1.1	104	Pembuatan minyak dan lemak daripada sayuran dan haiwan <i>Manufacture of vegetable and animal oils and fats</i>	74.3	73.8	76.0	78.7	71.3	71.1	74.9	67.4
1.2	13	Pembuatan tekstil <i>Manufacture of textiles</i>	80.6	86.9	71.3	69.1	69.1	65.7	73.7	85.5
1.3	14	Pembuatan pakaian <i>Manufacture of wearing apparel</i>	90.0	89.4	84.2	87.4	87.0	70.9	76.2	74.1
1.4	16	Pembuatan kayu dan produk kayu dan gabus, kecuali perabot; pembuatan bagi artikel jerami dan bahan-bahan anyaman <i>Manufacture of wood and products of wood and cork, except furniture; manufacture of articles of straw and plaiting materials</i>	77.0	74.2	75.1	75.4	73.9	67.6	68.9	72.6
1.5	19	Pembuatan kok dan produk petroleum bertapis <i>Manufacture of coke and refined petroleum products</i>	85.5	86.1	86.9	84.4	80.3	63.0	70.8	81.6
1.6	20	Pembuatan kimia dan produk kimia <i>Manufacture of chemicals and chemical product</i>	81.8	83.5	78.6	82.3	81.1	76.3	80.2	80.1
1.7	221	Pembuatan produk getah <i>Manufacture of rubber products</i>	81.0	82.3	82.3	80.1	80.3	81.9	79.1	79.4
1.8	222	Pembuatan produk plastik <i>Manufacture of plastic products</i>	76.2	75.2	77.7	77.6	76.5	74.4	74.1	80.5
1.9	26	Pembuatan komputer, produk elektronik dan optikal <i>Manufacture of computer, electronics and optical products</i>	81.2	81.6	80.7	78.9	77.1	70.5	76.9	80.1
1.10	27	Pembuatan kelengkapan elektrik <i>Manufacture of electrical equipment</i>	77.9	76.7	80.9	80.6	80.3	71.8	77.1	82.8
1.11	28	Pembuatan jentera dan peralatan t.t.t.l. <i>Manufacture of machinery and equipment n.e.c.</i>	78.5	76.8	76.0	76.4	75.5	71.9	74.3	81.7
1.12	31	Pembuatan perabot <i>Manufacture of furniture</i>	78.0	79.4	81.4	80.0	79.9	68.8	70.2	83.8
2.		Industri Berorientasikan Domestik Domestic-Oriented Industries	76.3	75.5	74.2	76.1	76.1	68.2	69.9	80.3
2.1	10 (Kecuali 104)	Pembuatan produk proses makanan <i>Manufacture of food processing products</i>	75.7	76.1	76.5	75.4	75.0	75.4	75.2	80.9
2.2	11	Pembuatan minuman <i>Manufacture of beverages</i>	75.4	76.7	67.3	71.9	71.4	65.3	67.3	81.5
2.3	12	Pembuatan produk tembakau <i>Manufacture of tobacco products</i>	73.3	73.5	73.0	65.3	76.9	59.7	61.4	84.2
2.4	15	Pembuatan produk kulit dan barangan berkaitan <i>Manufacture of leather and related products</i>	82.1	83.2	81.0	81.8	79.2	70.6	71.2	89.9
2.5	17	Pembuatan kertas dan produk kertas <i>Manufacture of paper and paper products</i>	77.3	79.9	78.2	81.0	79.1	73.9	74.2	79.3
2.6	18	Percetakan dan penerbitan semula media rakaman <i>Printing and reproduction of recorded media</i>	78.2	76.6	77.0	76.4	77.1	69.8	70.9	82.0
2.7	21	Pembuatan produk farmaseutikal asas, kimia perubatan dan botani <i>Manufacture of basic pharmaceutical, medicinal chemical and botanical products</i>	72.3	74.7	72.4	74.6	73.3	73.7	72.4	80.0
2.8	23	Pembuatan produk galian bukan logam lain <i>Manufacture of other non-metallic mineral products</i>	74.0	75.7	72.4	72.7	72.1	64.1	67.9	80.1
2.9	24	Pembuatan logam asas <i>Manufacture of basic metals</i>	76.2	76.6	77.8	77.1	75.7	68.0	68.7	77.2
2.10	25	Pembuatan produk logam, kecuali mesin dan kelengkapan <i>Manufacture of fabricated metal products, except machinery and equipment</i>	77.4	76.0	73.8	77.1	75.8	70.8	71.1	80.1
2.11	29	Pembuatan kenderaan bermotor, treler dan semi treler <i>Manufacture of motor vehicles, trailers and semi-trailers</i>	77.6	72.8	70.6	77.9	78.9	64.9	69.0	83.0
2.12	30	Pembuatan kelengkapan pengangkutan lain <i>Manufacture of other transport equipment</i>	75.2	74.6	77.7	74.8	78.5	69.6	72.0	81.3
2.13	32	Pembuatan lain <i>Other manufacturing</i>	76.4	75.9	76.6	73.9	76.3	72.6	71.9	76.9
2.14	33	Membaiki dan pemasangan jentera dan kelengkapan <i>Repair and installation of machinery and equipment</i>	67.9	76.1	77.9	75.8	74.3	72.7	72.2	78.6

3b Kapasiti Penggunaan Industri Pembuatan mengikut Industri Berorientasikan Eksport dan Industri Berorientasikan Domestik - Suku Tahunan
Manufacturing Industry Capacity Utilisation by Export-Oriented Industries and Domestic-Oriented Industries - Quarterly

Bil. No.	Kod Codes	Keterangan Description	2017				2018		
			Q1	Q2	Q3	Q4	Q1	Q2	Q3
	C	PEMBUATAN MANUFACTURING	79.1	77.7	80.1	80.0	79.7	79.4	79.1
1.		Industri Berorientasikan Eksport Export-Oriented Industries	81.0	79.3	82.5	82.2	81.2	80.7	80.4
1.1	104	Pembuatan minyak dan lemak daripada sayuran dan haiwan <i>Manufacture of vegetable and animal oils and fats</i>	68.2	79.1	78.0	78.9	76.8	75.6	78.6
1.2	13	Pembuatan tekstil <i>Manufacture of textiles</i>	73.9	65.7	73.3	72.4	64.3	75.6	68.3
1.3	14	Pembuatan pakaian <i>Manufacture of wearing apparel</i>	83.0	81.2	85.3	87.4	87.4	87.5	87.4
1.4	16	Pembuatan kayu dan produk kayu dan gabus, kecuali perabot; pembuatan bagi artikel jerami dan bahan-bahan anyaman <i>Manufacture of wood and products of wood and cork, except furniture; manufacture of articles of straw and plaiting materials</i>	75.1	73.9	74.5	76.7	74.4	74.7	76.1
1.5	19	Pembuatan kok dan produk petroleum bertapis <i>Manufacture of coke and refined petroleum products</i>	88.6	82.8	87.8	88.4	85.8	85.9	81.8
1.6	20	Pembuatan kimia dan produk kimia <i>Manufacture of chemicals and chemical product</i>	78.2	77.4	79.4	79.5	84.0	81.0	82.2
1.7	221	Pembuatan produk getah <i>Manufacture of rubber products</i>	82.4	81.6	82.3	83.1	81.2	79.4	80.0
1.8	222	Pembuatan produk plastik <i>Manufacture of plastic products</i>	76.4	76.9	79.4	78.0	77.8	77.5	78.5
1.9	26	Pembuatan komputer, produk elektronik dan optikal <i>Manufacture of computer, electronics and optical products</i>	79.5	79.0	82.8	81.5	79.2	79.0	80.6
1.10	27	Pembuatan kelengkapan elektrik <i>Manufacture of electrical equipment</i>	79.7	80.4	82.5	81.2	81.3	82.0	79.5
1.11	28	Pembuatan jentera dan peralatan t.t.t.l. <i>Manufacture of machinery and equipment n.e.c.</i>	77.9	76.2	74.4	75.5	79.2	76.4	75.6
1.12	31	Pembuatan perabot <i>Manufacture of furniture</i>	82.1	80.3	81.3	82.2	79.9	80.2	79.7
2.		Industri Berorientasikan Domestik Domestic-Oriented Industries	74.2	73.6	74.1	74.8	75.9	76.5	76.0
2.1	10 (Kecuali 104)	Pembuatan produk proses makanan <i>Manufacture of food processing products</i>	76.6	77.4	76.0	76.0	75.6	75.5	73.9
2.2	11	Pembuatan minuman <i>Manufacture of beverages</i>	64.6	69.2	72.6	62.7	63.9	73.0	77.0
2.3	12	Pembuatan produk tembakau <i>Manufacture of tobacco products</i>	80.0	78.5	77.2	56.2	62.4	66.3	66.6
2.4	15	Pembuatan produk kulit dan barangan berkaitan <i>Manufacture of leather and related products</i>	83.7	81.3	79.7	79.3	80.6	83.9	83.5
2.5	17	Pembuatan kertas dan produk kertas <i>Manufacture of paper and paper products</i>	77.7	78.1	78.1	78.8	81.2	80.7	81.2
2.6	18	Percetakan dan penerbitan semula media rakaman <i>Printing and reproduction of recorded media</i>	74.6	79.0	79.1	75.4	74.9	79.2	78.7
2.7	21	Pembuatan produk farmaseutikal asas, kimia perubatan dan botani <i>Manufacture of basic pharmaceutical, medicinal chemical and botanical products</i>	69.3	71.2	72.5	76.5	74.8	72.9	76.0
2.8	23	Pembuatan produk galian bukan logam lain <i>Manufacture of other non-metallic mineral products</i>	73.5	71.6	71.3	73.1	72.7	72.4	73.8
2.9	24	Pembuatan logam asas <i>Manufacture of basic metals</i>	78.3	75.0	79.0	79.0	77.4	76.6	77.6
2.10	25	Pembuatan produk logam, kecuali mesin dan kelengkapan <i>Manufacture of fabricated metal products, except machinery and equipment</i>	73.3	73.3	73.3	75.3	77.1	76.7	77.2
2.11	29	Pembuatan kenderaan bermotor, treler dan semi treler <i>Manufacture of motor vehicles, trailers and semi-trailers</i>	70.1	70.8	69.0	72.4	77.9	80.6	74.7
2.12	30	Pembuatan kelengkapan pengangkutan lain <i>Manufacture of other transport equipment</i>	79.8	74.1	77.8	79.1	75.2	73.0	73.1
2.13	32	Pembuatan lain <i>Other manufacturing</i>	77.6	76.2	77.5	75.0	74.3	73.7	73.0
2.14	33	Mbaiki dan pemasangan jentera dan kelengkapan <i>Repair and installation of machinery and equipment</i>	76.2	78.3	78.1	79.0	78.9	75.4	76.6

3b Kapasiti Penggunaan Industri Pembuatan mengikut Industri Berorientasikan Eksport dan Industri Berorientasikan Domestik - Suku Tahunan
Manufacturing Industry Capacity Utilisation by Export-Oriented Industries and Domestic-Oriented Industries - Quarterly

Bil. No.	Kod Codes	Keterangan Description	2019				2020		
			Q4	Q1	Q2	Q3	Q4	Q1	Q2
	C	PEMBUATAN MANUFACTURING	78.3	76.1	77.7	78.8	78.7	71.2	60.8
1.		Industri Berorientasikan Eksport Export-Oriented Industries	79.2	76.3	78.4	79.8	79.6	71.7	62.0
1.1	104	Pembuatan minyak dan lemak daripada sayuran dan haiwan <i>Manufacture of vegetable and animal oils and fats</i>	83.9	72.9	73.8	71.6	66.8	71.7	78.7
1.2	13	Pembuatan tekstil <i>Manufacture of textiles</i>	68.3	69.3	68.6	69.1	69.4	71.7	54.1
1.3	14	Pembuatan pakaian <i>Manufacture of wearing apparel</i>	87.5	85.3	87.0	87.6	88.3	75.8	60.8
1.4	16	Pembuatan kayu dan produk kayu dan gabus, kecuali perabot; pembuatan bagi artikel jerami dan bahan-bahan anyaman <i>Manufacture of wood and products of wood and cork, except furniture; manufacture of articles of straw and plaiting materials</i>	76.2	74.8	74.4	73.3	73.0	67.3	62.4
1.5	19	Pembuatan kok dan produk petroleum bertapis <i>Manufacture of coke and refined petroleum products</i>	83.9	74.4	79.8	83.5	83.7	65.7	50.9
1.6	20	Pembuatan kimia dan produk kimia <i>Manufacture of chemicals and chemical product</i>	82.0	79.8	82.2	80.6	81.8	76.1	71.6
1.7	221	Pembuatan produk getah <i>Manufacture of rubber products</i>	79.9	79.5	79.9	80.5	81.1	80.9	80.0
1.8	222	Pembuatan produk plastik <i>Manufacture of plastic products</i>	76.6	75.4	77.1	76.2	77.4	74.0	69.7
1.9	26	Pembuatan komputer, produk elektronik dan optikal <i>Manufacture of computer, electronics and optical products</i>	76.6	75.3	76.8	79.0	77.5	71.7	61.4
1.10	27	Pembuatan kelengkapan elektrik <i>Manufacture of electrical equipment</i>	79.8	80.9	79.6	79.8	80.7	73.2	63.4
1.11	28	Pembuatan jentera dan peralatan t.t.t.l. <i>Manufacture of machinery and equipment n.e.c.</i>	74.4	74.6	75.6	75.0	76.6	70.7	65.1
1.12	31	Pembuatan perabot <i>Manufacture of furniture</i>	80.2	80.1	78.3	79.6	81.6	75.9	51.2
2.		Industri Berorientasikan Domestik Domestic-Oriented Industries	76.2	75.7	75.9	76.3	76.5	70.2	57.9
2.1	10 (Kecuali 104)	Pembuatan produk proses makanan <i>Manufacture of food processing products</i>	76.5	75.2	75.6	75.1	74.2	73.8	73.4
2.2	11	Pembuatan minuman <i>Manufacture of beverages</i>	73.5	67.6	70.1	71.6	76.4	68.0	54.5
2.3	12	Pembuatan produk tembakau <i>Manufacture of tobacco products</i>	66.0	78.1	77.4	77.2	74.8	66.8	47.9
2.4	15	Pembuatan produk kulit dan barangan berkaitan <i>Manufacture of leather and related products</i>	79.4	75.9	79.2	79.8	82.1	72.4	61.5
2.5	17	Pembuatan kertas dan produk kertas <i>Manufacture of paper and paper products</i>	80.7	78.2	79.1	78.7	80.2	74.4	68.4
2.6	18	Percetakan dan penerbitan semula media rakaman <i>Printing and reproduction of recorded media</i>	72.8	75.5	78.6	78.2	75.9	73.8	62.9
2.7	21	Pembuatan produk farmaseutikal asas, kimia perubatan dan botani <i>Manufacture of basic pharmaceutical, medicinal chemical and botanical products</i>	74.6	72.9	75.0	74.5	70.6	73.0	70.5
2.8	23	Pembuatan produk galian bukan logam lain <i>Manufacture of other non-metallic mineral products</i>	72.1	71.8	71.6	72.0	72.9	64.4	53.3
2.9	24	Pembuatan logam asas <i>Manufacture of basic metals</i>	76.8	73.3	75.6	77.5	76.5	69.0	60.3
2.10	25	Pembuatan produk logam, kecuali mesin dan kelengkapan <i>Manufacture of fabricated metal products, except machinery and equipment</i>	77.3	76.2	75.8	75.5	75.5	72.2	61.9
2.11	29	Pembuatan kenderaan bermotor, treler dan semi treler <i>Manufacture of motor vehicles, trailers and semi-trailers</i>	78.3	80.1	77.6	78.5	79.4	68.8	46.5
2.12	30	Pembuatan kelengkapan pengangkutan lain <i>Manufacture of other transport equipment</i>	77.9	79.8	79.6	78.5	76.0	76.0	60.2
2.13	32	Pembuatan lain <i>Other manufacturing</i>	74.6	75.1	77.4	76.0	76.6	72.0	65.9
2.14	33	Membaiki dan pemasangan jentera dan kelengkapan <i>Repair and installation of machinery and equipment</i>	72.3	71.5	72.4	74.6	78.7	73.7	66.0

2021		2022				2023					
Q3	Q4	Q1	Q2	Q3	Q4	Q1	Q2	Q3	Q4	Q1	Q2
73.0	74.1	76.7	74.3	69.6	75.1	81.1	79.0	81.3	80.2	79.8	78.2
73.4	74.7	77.6	76.9	72.1	75.7	81.3	78.6	81.2	80.5	79.3	77.4
71.5	62.4	73.4	76.6	80.7	68.8	64.7	65.8	69.1	70.3	65.9	70.4
68.3	68.7	78.4	75.7	68.2	72.4	86.6	83.0	87.7	84.6	74.9	77.6
72.1	74.8	78.5	76.4	70.8	79.2	73.3	78.4	74.2	70.6	78.5	81.6
70.3	70.1	69.0	68.3	66.6	71.7	72.6	73.5	73.5	70.8	68.4	69.2
67.0	68.3	78.7	77.3	64.2	63.2	84.4	74.7	81.6	85.7	82.2	73.5
77.9	79.5	81.8	78.8	78.2	81.9	81.0	80.1	79.9	79.5	80.0	81.6
82.9	83.9	81.3	80.5	73.6	81.1	82.1	81.4	77.6	76.5	77.5	77.9
76.5	77.5	76.2	73.2	70.9	76.3	80.0	79.7	81.4	80.7	80.4	79.0
73.7	75.1	76.1	77.7	75.1	78.7	80.4	79.1	81.7	79.2	78.4	79.0
76.0	74.5	76.6	76.7	73.5	81.7	82.2	80.8	85.2	82.9	81.0	77.8
73.0	78.9	77.5	71.4	69.6	78.7	81.7	82.3	83.1	79.8	79.9	84.2
72.8	75.5	74.0	67.6	63.7	75.7	83.1	83.9	85.1	83.0	80.3	79.3
72.0	72.7	74.5	67.8	63.5	73.8	80.5	79.9	81.4	79.5	80.9	80.1
76.8	77.7	76.1	76.0	75.3	73.5	79.1	78.8	83.9	81.9	83.8	80.6
67.5	71.2	66.9	62.7	64.1	75.5	83.2	80.5	81.8	80.7	77.9	80.1
70.4	53.6	80.3	55.1	32.1	77.9	98.2	91.7	68.8	77.8	93.6	89.2
72.8	75.7	73.2	71.4	66.9	73.4	87.7	86.9	92.4	92.8	86.1	84.2
75.7	77.1	77.6	75.3	70.4	73.3	82.7	79.3	78.4	76.6	77.3	76.4
72.6	70.1	74.4	69.4	65.1	74.5	78.0	82.8	84.5	82.8	81.5	83.2
76.0	75.1	72.9	71.2	74.4	71.2	76.7	79.8	86.4	77.0	82.8	80.8
69.1	69.7	71.4	65.8	63.6	70.9	78.9	80.6	81.8	79.1	77.4	80.3
70.5	72.2	72.2	65.4	64.6	72.8	78.2	76.4	78.6	75.7	78.4	77.4
74.7	74.5	75.5	69.7	66.2	72.9	80.7	79.3	79.5	80.9	80.6	79.4
71.4	72.9	77.8	64.9	55.2	77.9	82.6	81.6	86.3	81.3	86.1	81.7
68.8	73.4	72.8	73.1	69.4	72.4	78.1	82.0	82.3	82.8	80.0	78.6
77.0	75.6	75.0	71.8	68.1	72.8	75.9	75.9	77.9	77.8	80.6	79.0
75.6	75.3	76.0	71.5	66.4	74.8	82.3	76.1	80.2	75.7	82.8	79.0

3c Kapasiti Penggunaan Industri Pembuatan mengikut Industri Berorientasikan Eksport dan Industri Berorientasikan Domestik - Bulanan
Manufacturing Industry Capacity Utilisation by Export-Oriented Industries and Domestic-Oriented Industries - Monthly

Bil. No.	Kod Codes	Keterangan Description	2017									
			Jan.	Feb.	Mac	Apr.	Mei	Jun	Jul.	Ogo.	Sep.	Okt.
	C	PEMBUATAN MANUFACTURING	79.4	78.5	79.3	76.3	78.0	78.7	80.1	80.3	79.8	79.7
1.		Industri Berorientasikan Eksport Export-Oriented Industries	81.1	80.7	81.3	77.5	79.4	81.0	82.0	82.7	82.7	82.5
1.1	104	Pembuatan minyak dan lemak daripada sayuran dan haiwan <i>Manufacture of vegetable and animal oils and fats</i>	65.7	66.9	72.1	81.5	79.5	76.1	77.7	77.8	78.6	81.8
1.2	13	Pembuatan tekstil <i>Manufacture of textiles</i>	70.9	73.7	77.1	68.1	66.1	62.8	65.3	75.3	79.4	74.9
1.3	14	Pembuatan pakaian <i>Manufacture of wearing apparel</i>	84.7	79.7	84.7	84.6	83.7	75.4	85.0	85.5	85.4	86.7
1.4	16	Pembuatan kayu dan produk kayu dan gabus, kecuali perabot; pembuatan bagi artikel jerami dan bahan-bahan anyaman <i>Manufacture of wood and products of wood and cork, except furniture; manufacture of articles of straw and plaiting materials</i>	76.0	74.0	75.4	75.2	75.5	71.0	74.9	75.0	73.7	77.4
1.5	19	Pembuatan kok dan produk petroleum bertapis <i>Manufacture of coke and refined petroleum products</i>	90.0	89.4	86.2	76.1	81.8	90.7	90.8	88.3	84.4	87.2
1.6	20	Pembuatan kimia dan produk kimia <i>Manufacture of chemicals and chemical product</i>	79.4	77.2	77.9	75.7	75.5	81.1	78.9	78.5	80.9	81.5
1.7	221	Pembuatan produk getah <i>Manufacture of rubber products</i>	82.1	82.1	82.9	82.3	80.9	81.5	82.6	82.4	81.9	83.5
1.8	222	Pembuatan produk plastik <i>Manufacture of plastic products</i>	75.7	75.9	77.5	76.6	76.6	77.3	78.9	80.2	79.2	78.5
1.9	26	Pembuatan komputer, produk elektronik dan optikal <i>Manufacture of computer, electronics and optical products</i>	78.5	79.0	81.0	78.2	80.1	78.9	80.5	83.1	84.9	82.2
1.10	27	Pembuatan kelengkapan elektrik <i>Manufacture of electrical equipment</i>	80.2	79.4	79.6	80.6	81.2	79.3	83.2	82.8	81.4	82.1
1.11	28	Pembuatan jentera dan peralatan t.t.t.l. <i>Manufacture of machinery and equipment n.e.c.</i>	78.3	76.2	79.3	78.2	77.2	73.1	74.4	75.1	73.8	74.8
1.12	31	Pembuatan perabot <i>Manufacture of furniture</i>	81.7	80.9	83.6	79.2	82.0	79.5	79.8	82.3	81.6	81.8
2.		Industri Berorientasikan Domestik Domestic-Oriented Industries	75.2	73.1	74.3	73.4	74.6	72.8	75.3	74.3	72.7	72.8
2.1	10 (Kecuali 104)	Pembuatan produk proses makanan <i>Manufacture of food processing products</i>	77.1	76.8	76.0	78.0	78.0	76.3	75.6	76.3	76.0	77.8
2.2	11	Pembuatan minuman <i>Manufacture of beverages</i>	69.6	61.4	62.7	64.1	74.8	68.6	76.0	72.5	69.2	60.9
2.3	12	Pembuatan produk tembakau <i>Manufacture of tobacco products</i>	70.9	84.5	84.6	84.3	75.7	75.6	80.1	71.0	80.5	53.6
2.4	15	Pembuatan produk kulit dan barangan berkaitan <i>Manufacture of leather and related products</i>	83.9	82.3	84.8	82.7	80.9	80.4	79.8	81.4	77.7	79.5
2.5	17	Pembuatan kertas dan produk kertas <i>Manufacture of paper and paper products</i>	77.6	77.1	78.3	79.1	80.3	74.9	80.1	77.0	77.2	79.0
2.6	18	Percetakan dan penerbitan semula media rakaman <i>Printing and reproduction of recorded media</i>	74.6	74.5	74.5	82.5	75.8	78.8	78.5	82.6	76.3	77.0
2.7	21	Pembuatan produk farmaseutikal asas, kimia perubatan dan botani <i>Manufacture of basic pharmaceutical, medicinal chemical and botanical products</i>	72.9	64.3	70.6	74.2	69.0	70.4	72.0	73.4	72.2	76.0
2.8	23	Pembuatan produk galian bukan logam lain <i>Manufacture of other non-metallic mineral products</i>	76.3	72.8	71.5	72.6	70.6	71.6	71.4	71.7	70.7	72.6
2.9	24	Pembuatan logam asas <i>Manufacture of basic metals</i>	78.9	74.4	81.7	75.8	77.7	71.6	80.1	81.7	75.2	78.9
2.10	25	Pembuatan produk logam, kecuali mesin dan kelengkapan <i>Manufacture of fabricated metal products, except machinery and equipment</i>	72.2	73.9	73.7	73.2	74.7	72.0	74.3	73.4	72.4	74.5
2.11	29	Pembuatan kenderaan bermotor, treler dan semi treler <i>Manufacture of motor vehicles, trailers and semi-trailers</i>	71.3	68.3	70.8	66.8	72.2	73.4	72.2	67.7	67.0	64.1
2.12	30	Pembuatan kelengkapan pengangkutan lain <i>Manufacture of other transport equipment</i>	84.6	81.9	73.0	76.9	75.3	70.2	77.3	76.9	79.1	77.9
2.13	32	Pembuatan lain <i>Other manufacturing</i>	80.9	74.2	77.7	76.0	75.5	77.0	76.2	78.5	77.8	75.7
2.14	33	Membaiki dan pemasangan jentera dan kelengkapan <i>Repair and installation of machinery and equipment</i>	75.4	76.7	76.6	77.4	79.7	77.6	78.3	78.7	77.3	79.5

2018												2019			
Nov.	Dis.	Jan.	Feb.	Mac	Apr.	Mei	Jun	Jul.	Ogo.	Sep.	Okt.	Nov.	Dis.	Jan.	Feb.
80.4	79.9	80.2	77.7	81.1	79.7	80.0	78.6	80.7	78.9	77.8	78.1	78.3	78.5	76.6	75.8
82.3	81.7	81.4	79.3	82.8	80.8	81.2	80.0	81.7	80.0	79.6	78.7	79.2	79.6	76.8	76.2
75.3	79.4	80.6	69.5	80.3	81.0	76.0	69.7	78.8	79.5	77.5	85.9	84.1	81.6	67.7	80.1
68.5	73.9	69.0	61.5	62.2	69.5	69.5	87.9	69.1	69.9	66.0	70.9	65.7	68.3	69.8	68.4
87.0	88.4	87.6	85.6	88.9	88.0	88.3	86.0	89.1	87.4	85.8	88.3	86.2	87.9	86.5	82.1
75.7	76.9	76.1	70.2	77.1	75.6	75.4	73.2	76.3	76.1	76.0	76.1	76.1	76.5	76.5	71.6
89.5	88.5	88.6	84.1	84.8	86.2	85.2	86.4	85.8	79.6	80.0	76.4	87.0	88.2	73.8	77.4
77.9	79.1	84.2	84.4	83.4	80.2	83.3	79.4	83.4	81.7	81.6	82.2	82.2	81.6	79.3	82.0
82.9	82.8	82.3	79.8	81.7	79.9	79.6	78.6	80.2	80.0	79.8	80.6	79.4	79.6	79.9	79.1
78.3	77.3	78.2	77.1	78.1	78.9	77.6	76.0	80.1	78.9	76.3	77.6	75.8	76.3	76.5	73.6
81.9	80.5	77.7	76.4	83.5	78.9	79.9	78.2	81.0	80.8	80.1	78.8	75.5	75.5	76.5	73.6
81.2	80.4	81.7	80.2	82.0	83.3	82.2	80.5	79.9	79.3	79.3	81.0	79.2	79.1	81.2	80.1
76.2	75.4	77.8	77.3	82.5	79.0	76.7	73.5	76.6	74.8	75.5	75.7	73.1	74.3	74.0	73.2
83.2	81.6	80.5	78.6	80.6	79.5	80.7	80.4	80.5	79.7	78.8	80.1	80.3	80.3	81.5	78.0
75.9	75.6	77.4	73.5	76.9	77.1	77.1	75.2	78.1	76.2	73.6	76.7	75.9	75.8	76.1	74.7
75.4	74.6	75.4	72.6	78.7	78.5	74.2	73.7	72.9	72.8	75.9	77.5	76.0	76.0	74.3	74.3
65.1	62.2	68.0	56.0	67.8	76.1	75.2	67.7	81.7	80.7	68.6	74.8	69.7	76.0	74.3	63.4
53.0	62.1	56.1	67.2	63.8	65.6	66.4	66.7	66.8	66.0	67.0	66.0	65.5	66.4	77.6	77.3
78.8	79.5	80.5	78.4	83.0	83.2	82.7	85.7	86.4	84.0	80.0	80.0	79.5	78.5	74.5	75.0
79.5	78.0	83.1	79.2	81.2	81.9	81.4	78.9	81.6	81.6	80.5	81.6	79.8	80.8	78.9	75.8
75.4	73.7	72.6	72.5	79.6	76.5	81.1	79.9	81.3	80.2	74.6	74.8	69.7	74.0	75.1	75.4
79.9	73.7	75.6	73.8	75.0	72.2	71.8	74.6	79.5	75.9	72.6	75.4	73.1	75.4	75.8	71.7
74.2	72.5	74.2	69.6	74.5	73.8	72.7	70.7	74.4	73.8	73.2	72.9	72.3	71.0	72.6	69.1
79.6	78.5	78.7	73.7	79.9	78.8	77.7	73.4	79.6	77.2	76.1	79.3	73.7	77.6	74.6	70.1
74.8	76.6	78.0	75.4	77.8	77.7	76.6	75.9	77.0	77.5	77.2	78.0	77.3	76.8	78.2	74.2
76.3	76.7	79.9	74.3	79.6	80.9	80.6	80.3	82.6	73.9	67.7	78.0	80.7	76.1	76.2	83.8
80.0	79.5	79.9	77.8	67.8	68.5	77.6	72.8	71.3	76.0	72.1	73.8	79.3	80.4	80.9	78.1
74.0	75.4	77.0	73.4	72.4	74.7	74.5	71.8	71.9	75.6	71.6	73.9	76.3	73.4	79.5	71.1
80.0	77.5	79.6	78.8	78.3	75.5	75.1	75.7	77.5	76.4	76.0	74.5	68.9	73.5	69.8	73.0

3c Kapasiti Penggunaan Industri Pembuatan mengikut Industri Berorientasikan Eksport dan Industri Berorientasikan Domestik - Bulanan
Manufacturing Industry Capacity Utilisation by Export-Oriented Industries and Domestic-Oriented Industries - Monthly

Bil. No.	Kod Codes	Keterangan Description	2019											
			Mac	Apr.	Mei	Jun	Jul.	Ogo.	Sep.	Okt.	Nov.	Dis.		
	C	PEMBUATAN MANUFACTURING	76.1	77.0	78.2	77.9	79.4	78.4	78.4	78.8	79.1	78.4		
1.		Industri Berorientasikan Eksport Export-Oriented Industries	76.0	76.8	78.8	79.5	80.5	79.4	79.4	79.4	79.9	79.7		
1.1	104	Pembuatan minyak dan lemak daripada sayuran dan haiwan <i>Manufacture of vegetable and animal oils and fats</i>	70.9	71.7	79.2	70.3	71.3	71.6	71.8	68.6	66.4	65.4		
1.2	13	Pembuatan tekstil <i>Manufacture of textiles</i>	69.9	69.9	67.9	68.1	69.2	69.2	69.0	69.9	69.9	68.2		
1.3	14	Pembuatan pakaian <i>Manufacture of wearing apparel</i>	87.1	86.7	88.3	86.0	89.1	87.6	86.1	86.6	87.5	90.8		
1.4	16	Pembuatan kayu dan produk kayu dan gabus, kecuali perabot; pembuatan bagi artikel jerami dan bahan-bahan anyaman <i>Manufacture of wood and products of wood and cork, except furniture; manufacture of articles of straw and plaiting materials</i>	76.4	76.7	74.6	72.0	72.9	74.4	72.5	74.5	72.8	71.7		
1.5	19	Pembuatan kok dan produk petroleum bertapis <i>Manufacture of coke and refined petroleum products</i>	71.9	72.8	80.0	86.5	83.4	82.4	84.8	81.6	85.6	83.8		
1.6	20	Pembuatan kimia dan produk kimia <i>Manufacture of chemicals and chemical product</i>	77.9	80.7	83.8	82.0	81.1	79.0	81.7	81.4	82.6	81.4		
1.7	221	Pembuatan produk getah <i>Manufacture of rubber products</i>	79.6	79.0	80.4	80.4	80.6	81.2	79.7	80.6	81.2	81.6		
1.8	222	Pembuatan produk plastik <i>Manufacture of plastic products</i>	76.0	78.1	78.2	74.9	77.4	76.0	75.4	77.0	77.9	77.5		
1.9	26	Pembuatan komputer, produk elektronik dan optikal <i>Manufacture of computer, electronics and optical products</i>	75.8	76.4	76.8	77.1	80.4	79.2	77.3	78.2	76.6	77.8		
1.10	27	Pembuatan kelengkapan elektrik <i>Manufacture of electrical equipment</i>	81.4	81.1	80.9	76.8	79.9	79.5	80.1	81.5	80.8	79.8		
1.11	28	Pembuatan jentera dan peralatan t.t.t.l. <i>Manufacture of machinery and equipment n.e.c.</i>	76.7	76.7	75.6	74.7	76.1	74.0	75.1	76.7	77.0	76.3		
1.12	31	Pembuatan perabot <i>Manufacture of furniture</i>	80.7	78.3	78.3	78.3	80.2	79.2	79.4	81.2	81.3	82.3		
2.		Industri Berorientasikan Domestik Domestic-Oriented Industries	76.4	77.4	76.5	73.7	76.8	76.1	75.9	77.1	77.1	75.4		
2.1	10 (Kecuali 104)	Pembuatan produk proses makanan <i>Manufacture of food processing products</i>	77.1	77.4	76.2	73.2	75.6	74.4	75.1	73.0	74.1	75.3		
2.2	11	Pembuatan minuman <i>Manufacture of beverages</i>	65.2	71.6	72.7	66.1	68.8	72.6	73.5	75.9	76.2	77.1		
2.3	12	Pembuatan produk tembakau <i>Manufacture of tobacco products</i>	79.2	90.0	69.8	72.5	74.4	80.9	76.4	77.4	75.6	71.5		
2.4	15	Pembuatan produk kulit dan barangan berkaitan <i>Manufacture of leather and related products</i>	78.1	79.8	80.0	77.9	79.8	80.3	79.1	82.1	80.6	83.4		
2.5	17	Pembuatan kertas dan produk kertas <i>Manufacture of paper and paper products</i>	79.9	80.4	81.5	75.4	79.2	78.1	78.8	79.7	81.2	79.7		
2.6	18	Percetakan dan penerbitan semula media rakaman <i>Printing and reproduction of recorded media</i>	76.0	80.0	77.8	78.2	77.6	80.5	76.6	74.1	77.0	76.6		
2.7	21	Pembuatan produk farmaseutikal asas, kimia perubatan dan botani <i>Manufacture of basic pharmaceutical, medicinal chemical and botanical products</i>	71.4	76.1	75.4	73.6	76.1	75.7	71.9	72.3	72.1	67.5		
2.8	23	Pembuatan produk galian bukan logam lain <i>Manufacture of other non-metallic mineral products</i>	73.5	73.9	72.2	68.8	73.4	72.6	70.0	73.1	72.5	73.0		
2.9	24	Pembuatan logam asas <i>Manufacture of basic metals</i>	75.1	77.4	77.9	71.5	77.2	78.3	76.9	78.5	76.3	74.7		
2.10	25	Pembuatan produk logam, kecuali mesin dan kelengkapan <i>Manufacture of fabricated metal products, except machinery and equipment</i>	76.2	77.6	75.4	74.5	76.1	75.2	75.1	75.0	75.6	75.9		
2.11	29	Pembuatan kenderaan bermotor, treler dan semi treler <i>Manufacture of motor vehicles, trailers and semi-trailers</i>	80.5	77.8	77.8	77.2	79.4	76.8	79.4	82.2	80.7	75.3		
2.12	30	Pembuatan kelengkapan pengangkutan lain <i>Manufacture of other transport equipment</i>	80.4	80.8	81.0	76.9	81.1	77.9	76.7	75.1	76.6	76.3		
2.13	32	Pembuatan lain <i>Other manufacturing</i>	74.8	78.0	78.9	75.3	75.7	75.4	77.0	75.2	78.8	75.7		
2.14	33	Membaiki dan pemasangan jentera dan kelengkapan <i>Repair and installation of machinery and equipment</i>	71.7	72.5	72.6	72.0	74.8	73.7	75.2	75.1	83.8	77.4		

2020												2021			
Jan.	Feb.	Mac	Apr.	Mei	Jun	Jul.	Ogo.	Sep.	Okt.	Nov.	Dis.	Jan.	Feb.	Mac	Apr.
74.6	74.7	64.4	47.7	63.9	70.9	72.2	72.4	74.4	75.1	72.8	74.5	76.5	75.8	77.7	76.9
74.6	75.3	65.0	48.9	65.3	71.7	72.5	72.9	74.8	75.9	73.2	75.0	77.2	77.3	78.2	77.5
65.7	68.6	80.8	76.8	79.8	79.6	76.0	69.0	69.5	64.8	61.9	60.5	68.9	69.0	82.2	81.7
76.0	74.4	64.8	39.0	56.1	67.3	68.4	68.2	68.3	68.3	68.8	69.0	75.3	81.9	77.9	80.5
78.4	79.9	69.1	52.4	59.7	70.3	68.9	72.9	74.4	75.0	73.4	76.0	80.4	76.7	78.4	79.5
70.9	71.5	59.6	55.0	61.6	70.6	70.0	70.1	70.9	69.6	70.5	70.4	68.5	68.5	69.9	69.6
67.5	69.2	60.3	32.0	54.2	66.6	65.3	66.6	69.2	73.4	62.6	69.0	78.8	79.2	78.0	78.0
78.1	79.3	70.8	62.8	76.5	75.6	77.9	76.2	79.8	80.8	80.3	77.4	82.9	82.5	80.0	78.2
82.7	82.4	77.7	80.1	78.1	81.7	82.8	82.9	83.1	83.5	83.7	84.4	81.7	79.2	82.9	82.3
78.2	76.4	67.3	61.2	71.5	76.6	77.1	75.7	76.8	77.4	77.2	77.8	75.4	75.8	77.3	75.8
75.0	76.1	64.2	47.9	65.1	71.3	72.7	73.4	75.1	75.1	74.3	75.9	75.1	75.5	77.7	77.2
78.9	77.3	63.3	49.1	69.4	71.8	75.5	75.5	76.8	75.1	74.2	74.2	75.4	75.5	79.0	79.0
76.2	74.5	61.4	52.6	68.9	73.7	73.3	72.5	73.1	78.9	77.9	79.8	76.7	76.2	79.5	76.8
80.1	79.1	68.6	29.7	57.4	66.6	69.2	73.3	75.9	76.0	74.8	75.8	74.7	73.2	74.2	72.9
74.4	73.3	62.9	44.2	60.3	69.1	71.5	71.1	73.5	72.8	71.9	73.5	74.9	72.0	76.6	75.2
76.1	75.2	70.0	68.5	74.0	77.7	74.5	78.3	77.5	78.3	77.1	77.6	76.2	73.6	78.3	76.4
71.4	73.6	58.9	49.8	50.9	62.9	65.0	66.6	71.0	72.0	70.2	71.2	69.6	61.9	69.1	68.4
73.9	72.5	54.0	1.6	73.6	68.6	76.0	73.2	62.1	53.4	52.1	55.4	78.4	81.1	81.4	76.3
79.0	76.5	61.6	44.0	67.8	72.7	73.9	71.9	72.7	71.8	77.2	78.0	73.1	72.1	74.4	75.3
78.5	78.6	66.1	61.8	68.1	75.2	75.9	74.5	76.6	77.2	77.0	77.0	79.7	75.1	78.1	76.8
73.6	76.4	71.4	47.3	64.9	76.4	75.3	71.1	71.3	70.8	69.5	70.0	72.5	73.6	77.1	73.8
76.2	73.5	69.2	69.4	68.6	73.6	73.4	77.1	77.6	76.0	72.0	77.5	72.1	74.1	72.4	75.0
71.4	66.8	55.1	40.2	57.4	62.5	68.7	69.5	69.1	69.8	68.7	70.7	70.0	70.2	73.9	74.0
74.9	72.5	59.5	49.3	62.7	68.8	71.9	67.3	72.4	71.5	70.3	74.7	73.7	68.9	73.9	73.7
75.6	76.7	64.2	49.2	65.0	71.3	74.5	72.5	77.3	74.2	74.1	75.1	76.1	73.3	77.2	76.0
71.4	70.3	64.8	24.7	49.1	65.6	69.3	71.9	73.0	72.8	72.1	73.7	77.5	74.4	81.6	77.2
80.1	79.0	68.8	47.1	61.4	72.1	66.8	66.9	72.8	77.6	72.0	70.6	73.6	68.4	76.6	76.5
77.8	75.2	62.9	56.5	67.3	73.9	74.7	78.2	78.2	75.2	75.0	76.5	76.1	73.9	75.1	74.6
77.8	74.5	68.9	51.3	66.7	79.8	72.0	78.2	76.4	74.9	75.9	75.3	80.2	75.6	72.3	74.0

Bil. No.	Kod Codes	Keterangan Description	2021					2022				
			Mei	Jun	Jul.	Ogo.	Sep.	Okt.	Nov.	Dis.	Jan.	Feb.
	C	PEMBUATAN MANUFACTURING	76.1	70.0	67.6	68.5	72.7	74.5	75.2	75.7	81.3	80.2
1.		Industri Berorientasikan Eksport Export-Oriented Industries	77.7	75.4	72.2	70.8	73.1	74.3	75.9	76.8	81.6	80.8
1.1	104	Pembuatan minyak dan lemak daripada sayuran dan haiwan <i>Manufacture of vegetable and animal oils and fats</i>	70.6	77.5	81.4	79.1	81.6	71.9	69.2	65.3	66.2	62.6
1.2	13	Pembuatan tekstil <i>Manufacture of textiles</i>	76.6	70.0	70.3	64.9	69.6	71.9	72.5	72.8	88.1	84.8
1.3	14	Pembuatan pakaian <i>Manufacture of wearing apparel</i>	78.9	70.7	69.2	71.4	71.9	77.3	79.7	80.5	73.1	70.8
1.4	16	Pembuatan kayu dan produk kayu dan gabus, kecuali perabot; pembuatan bagi artikel jerami dan bahan-bahan anyaman <i>Manufacture of wood and products of wood and cork, except furniture; manufacture of articles of straw and plaiting materials</i>	70.7	64.7	63.8	67.3	68.6	73.6	72.6	69.0	71.8	70.7
1.5	19	Pembuatan kok dan produk petroleum bertapis <i>Manufacture of coke and refined petroleum products</i>	79.1	74.7	74.3	64.5	53.8	57.3	64.6	67.7	85.7	90.8
1.6	20	Pembuatan kimia dan produk kimia <i>Manufacture of chemicals and chemical product</i>	82.2	76.1	76.6	75.9	82.3	81.6	83.4	80.8	81.1	77.7
1.7	221	Pembuatan produk getah <i>Manufacture of rubber products</i>	81.6	77.6	73.5	71.2	76.0	79.5	82.1	81.7	83.3	80.4
1.8	222	Pembuatan produk plastik <i>Manufacture of plastic products</i>	72.8	70.9	67.6	70.0	75.2	78.0	75.9	74.9	80.6	77.9
1.9	26	Pembuatan komputer, produk elektronik dan optikal <i>Manufacture of computer, electronics and optical products</i>	76.7	79.3	73.3	72.7	79.4	78.6	77.5	80.1	79.9	78.5
1.10	27	Pembuatan kelengkapan elektrik <i>Manufacture of electrical equipment</i>	78.1	73.0	68.3	73.6	78.6	81.3	83.2	80.5	83.3	78.1
1.11	28	Pembuatan jentera dan peralatan t.t.t.l. <i>Manufacture of machinery and equipment n.e.c.</i>	73.8	63.6	57.7	74.0	77.0	78.8	80.3	77.0	82.7	79.0
1.12	31	Pembuatan perabot <i>Manufacture of furniture</i>	69.8	59.9	59.5	61.5	70.0	74.8	75.7	76.7	83.9	80.4
2.		Industri Berorientasikan Domestik Domestic-Oriented Industries	72.1	56.1	56.1	62.5	71.7	74.9	73.5	73.1	80.6	78.8
2.1	10 (Kecuali 104)	Pembuatan produk proses makanan <i>Manufacture of food processing products</i>	75.3	76.2	76.0	74.9	74.9	74.3	71.8	74.3	82.4	73.6
2.2	11	Pembuatan minuman <i>Manufacture of beverages</i>	61.6	58.0	57.3	61.1	74.0	74.3	78.3	73.8	87.9	80.5
2.3	12	Pembuatan produk tembakau <i>Manufacture of tobacco products</i>	79.3	9.7	8.8	9.9	77.6	80.8	81.0	72.0	97.9	99.1
2.4	15	Pembuatan produk kulit dan barangan berkaitan <i>Manufacture of leather and related products</i>	73.3	65.5	65.2	61.7	73.6	73.9	74.1	72.1	90.0	83.9
2.5	17	Pembuatan kertas dan produk kertas <i>Manufacture of paper and paper products</i>	75.5	73.7	70.8	68.4	71.9	70.7	73.7	75.5	83.6	80.0
2.6	18	Percetakan dan penerbitan semula media rakaman <i>Printing and reproduction of recorded media</i>	68.9	65.6	62.4	65.9	67.2	75.1	74.1	74.4	75.9	77.3
2.7	21	Pembuatan produk farmaseutikal asas, kimia perubatan dan botani <i>Manufacture of basic pharmaceutical, medicinal chemical and botanical products</i>	69.8	68.9	72.3	74.3	76.7	69.8	72.4	71.3	78.6	71.1
2.8	23	Pembuatan produk galian bukan logam lain <i>Manufacture of other non-metallic mineral products</i>	68.7	54.8	58.8	63.5	68.5	70.8	70.0	71.9	82.3	76.6
2.9	24	Pembuatan logam asas <i>Manufacture of basic metals</i>	67.9	54.6	57.2	62.6	74.1	74.8	73.3	70.2	80.2	74.1
2.10	25	Pembuatan produk logam, kecuali mesin dan kelengkapan <i>Manufacture of fabricated metal products, except machinery and equipment</i>	71.0	62.1	63.4	66.0	69.3	72.6	72.6	73.5	81.4	78.1
2.11	29	Pembuatan kenderaan bermotor, treler dan semi treler <i>Manufacture of motor vehicles, trailers and semi-trailers</i>	78.9	38.6	37.0	54.7	73.8	82.8	75.6	75.3	77.7	85.2
2.12	30	Pembuatan kelengkapan pengangkutan lain <i>Manufacture of other transport equipment</i>	74.5	68.4	62.1	71.8	74.4	71.7	74.2	71.3	77.0	75.0
2.13	32	Pembuatan lain <i>Other manufacturing</i>	72.1	68.8	68.3	67.4	68.6	72.4	73.4	72.7	78.9	72.6
2.14	33	Membaiki dan pemasangan jentera dan kelengkapan <i>Repair and installation of machinery and equipment</i>	72.7	67.7	59.7	67.4	72.1	76.2	73.2	74.9	81.6	80.9

Mac	Apr.	Mei	Jun	Jul.	Ogo.	Sep.	Okt.	Nov.	Dis.	Jan.	Feb.	Mac	Apr.	Mei	Jun
81.7	80.4	77.4	79.1	80.9	81.2	81.7	80.1	80.4	80.2	79.3	79.2	80.8	76.5	79.0	79.2
81.5	80.8	76.8	78.2	80.8	80.9	81.9	80.0	80.3	81.1	79.5	78.5	80.0	75.6	77.9	78.6
65.1	59.1	69.6	68.7	67.9	70.5	68.7	71.6	74.1	65.2	64.8	67.3	65.7	66.3	73.0	71.8
86.8	84.5	80.7	83.8	85.8	86.1	91.4	85.4	84.7	83.6	69.9	75.7	79.0	75.9	76.0	80.9
76.0	78.5	80.8	75.8	77.5	72.0	73.2	68.8	69.5	73.6	78.6	73.7	83.1	81.6	81.4	81.9
75.3	73.8	72.2	74.4	71.8	75.2	73.4	72.6	70.0	69.7	67.9	68.3	68.9	68.5	70.5	68.6
76.8	86.4	71.6	66.2	79.8	80.1	85.0	84.7	86.4	85.9	85.9	79.4	81.4	72.8	73.5	74.1
84.3	82.1	79.7	78.5	80.8	82.5	76.4	81.2	80.0	77.4	79.7	80.4	79.9	79.4	82.1	83.4
82.6	83.0	80.4	80.7	77.3	78.9	76.5	78.3	76.4	74.7	77.0	76.3	79.1	75.2	77.9	80.5
81.5	79.7	78.5	80.9	80.7	81.1	82.5	81.9	80.0	80.3	79.9	80.4	80.9	76.7	80.5	79.6
82.8	77.1	77.4	82.8	81.4	80.3	83.3	77.7	78.5	81.5	77.9	78.2	79.3	77.0	79.0	81.0
85.2	81.5	78.1	82.7	85.8	86.2	83.5	81.4	81.7	85.6	79.3	81.1	82.4	74.9	78.8	79.6
83.4	84.5	79.4	83.1	84.5	84.6	80.4	77.6	80.4	81.4	77.6	78.6	83.5	83.9	85.8	83.0
85.2	84.7	81.9	85.0	85.1	85.8	84.5	85.7	82.8	80.6	78.4	79.7	82.7	79.8	80.2	78.1
82.1	79.3	79.0	81.3	81.1	81.9	81.3	80.2	80.5	77.8	78.8	80.9	83.1	78.6	81.3	80.3
81.2	71.3	81.6	83.6	84.7	84.8	82.3	82.2	80.8	82.7	84.5	82.0	84.9	79.2	81.3	81.3
81.1	81.1	80.8	79.5	82.6	82.4	80.4	79.9	78.8	83.5	79.0	77.3	77.3	78.3	82.5	79.5
97.7	79.1	99.3	96.8	74.3	54.6	77.6	77.5	56.5	99.6	92.7	91.5	96.8	92.9	93.4	81.5
89.2	85.0	82.9	92.7	90.7	94.3	92.3	92.1	92.9	93.3	91.0	83.1	84.2	83.0	85.3	84.4
84.5	80.3	76.8	80.9	79.5	78.1	77.6	77.9	75.4	76.5	74.6	77.3	79.9	76.5	75.6	77.0
80.9	81.8	80.7	85.9	83.3	85.2	85.0	82.2	83.5	82.6	81.3	82.6	80.6	82.8	83.8	83.1
80.4	78.5	76.3	84.6	86.7	88.2	84.2	82.2	79.2	69.5	79.6	85.8	83.1	80.7	80.6	81.0
77.7	81.2	79.1	81.4	82.7	82.0	80.7	80.0	78.7	78.7	73.3	78.4	80.4	80.3	79.3	81.4
80.2	77.8	74.2	77.2	79.9	79.1	76.7	75.8	77.2	74.0	73.9	78.7	82.5	78.0	77.1	77.0
82.6	81.8	76.1	79.9	80.2	78.9	79.4	81.5	81.0	80.2	80.0	80.2	81.6	77.5	80.5	80.0
85.0	80.3	82.2	82.5	81.2	87.4	90.4	83.7	87.7	72.6	83.4	85.9	89.0	74.8	88.3	82.0
82.3	79.7	82.0	84.3	84.9	88.9	73.2	79.8	77.0	91.6	79.6	79.9	80.3	80.2	76.6	79.1
76.2	70.1	79.1	78.4	77.7	78.4	77.6	76.9	77.2	79.4	80.2	78.8	82.7	77.2	81.5	78.4
84.4	59.4	84.6	84.3	78.3	81.4	81.0	76.1	82.6	68.3	82.5	81.9	83.9	78.1	78.0	80.9

4a Kapasiti Penggunaan Industri Pembuatan mengikut Negeri - Tahunan
Manufacturing Industry Capacity Utilisation by State - Yearly

Negeri State	2015	2016	2017	2018	2019	2020	2021	2022
Johor	80.2	78.5	77.3	79.6	78.6	71.3	74.0	81.2
Kedah	89.8	86.1	85.2	86.2	87.5	78.5	81.6	85.2
Kelantan	71.7	73.9	71.1	72.9	74.4	70.5	73.4	79.4
Melaka	84.9	90.7	90.3	91.1	75.2	56.9	70.9	83.2
Negeri Sembilan	77.5	76.6	77.0	73.9	76.7	69.7	70.4	84.8
Pahang	79.8	80.1	78.2	82.1	80.7	76.3	78.3	77.4
Pulau Pinang	77.6	80.3	79.5	79.1	77.6	72.0	75.0	76.8
Perak	72.0	74.3	71.4	70.6	70.8	70.4	72.6	76.3
Perlis	82.5	84.3	76.1	82.0	71.5	62.5	71.2	75.7
Selangor	77.8	76.5	75.9	75.7	75.8	68.9	72.5	81.3
Terengganu	88.8	91.0	86.3	86.1	91.5	78.7	84.7	80.4
Sabah	73.1	73.7	72.7	74.1	74.8	68.0	70.8	72.1
Sarawak	84.8	82.5	83.3	80.3	79.5	68.9	73.3	77.7
Wilayah Persekutuan Kuala Lumpur & Wilayah Persekutuan Putrajaya	67.3	69.6	63.6	61.5	61.3	58.7	64.1	75.7
Wilayah Persekutuan Labuan	78.5	81.2	78.4	84.1	76.1	67.0	74.8	80.3
Malaysia	80.1	80.2	79.2	79.1	77.8	69.8	73.9	80.4

4b Kapasiti Penggunaan Industri Pembuatan mengikut Negeri - Suku Tahunan
Manufacturing Industry Capacity Utilisation by State - Quarterly

Negeri State	2017				2018		
	Q1	Q2	Q3	Q4	Q1	Q2	Q3
Johor	76.4	75.8	79.2	78.0	79.6	80.2	79.5
Kedah	85.5	84.4	84.9	85.9	84.9	86.2	86.5
Kelantan	71.0	71.8	70.0	71.8	75.7	71.1	71.8
Melaka	89.8	87.6	91.8	92.3	91.0	92.2	91.2
Negeri Sembilan	77.8	76.1	78.1	75.9	77.9	78.3	68.0
Pahang	82.3	75.4	78.9	76.1	84.9	78.2	82.7
Pulau Pinang	78.2	76.5	81.2	81.9	79.6	78.9	80.2
Perak	72.1	69.2	71.1	73.2	71.1	70.4	71.6
Perlis	74.2	73.5	71.7	85.0	90.4	89.5	89.7
Selangor	75.0	76.0	76.9	75.9	75.9	76.2	76.4
Terengganu	91.1	86.0	81.4	86.6	87.5	83.6	84.6
Sabah	73.3	69.5	73.1	75.1	72.5	74.6	76.0
Sarawak	85.2	78.8	83.3	85.9	81.0	79.6	80.2
Wilayah Persekutuan Kuala Lumpur & Wilayah Persekutuan Putrajaya	62.9	66.4	65.3	59.8	59.6	62.5	63.8
Wilayah Persekutuan Labuan	78.4	85.0	83.2	67.0	87.4	86.9	67.3
Malaysia	79.1	77.7	80.1	80.0	79.7	79.4	79.1

4b Kapasiti Penggunaan Industri Pembuatan mengikut Negeri - Suku Tahunan
Manufacturing Industry Capacity Utilisation by State - Quarterly

Negeri State	2019				2020		
	Q4	Q1	Q2	Q3	Q4	Q1	Q2
Johor	79.1	78.8	78.6	77.9	79.0	72.7	61.4
Kedah	87.0	87.9	87.3	87.1	87.5	77.4	74.3
Kelantan	73.2	73.8	76.1	74.9	73.0	69.5	65.5
Melaka	90.1	63.4	74.2	81.7	81.5	53.4	47.0
Negeri Sembilan	71.4	78.8	78.2	76.9	72.9	73.5	61.9
Pahang	82.4	79.3	78.1	80.8	84.3	76.0	70.8
Pulau Pinang	77.6	76.8	77.0	78.3	78.4	73.1	63.8
Perak	69.4	69.5	70.2	71.3	72.1	71.4	67.5
Perlis	58.6	71.8	71.1	71.7	71.5	65.0	41.5
Selangor	74.5	73.9	75.3	77.4	76.5	71.3	58.2
Terengganu	88.6	88.6	94.5	90.7	92.2	85.9	69.2
Sabah	73.3	74.2	75.3	73.8	75.9	68.3	61.1
Sarawak	80.3	79.6	79.1	78.7	80.8	70.5	58.9
Wilayah Persekutuan Kuala Lumpur & Wilayah Persekutuan Putrajaya	60.2	60.7	61.9	61.5	61.1	61.0	56.1
Wilayah Persekutuan Labuan	94.7	64.0	91.1	85.7	63.6	70.7	59.9
Malaysia	78.3	76.1	77.7	78.8	78.7	71.2	60.8

2021		2022				2023					
Q3	Q4	Q1	Q2	Q3	Q4	Q1	Q2	Q3	Q4	Q1	Q2
74.8	76.3	75.8	73.0	69.6	77.7	81.1	80.9	81.9	80.9	80.7	78.7
80.8	81.6	82.4	81.6	78.7	83.6	84.8	85.6	85.2	85.1	83.8	78.6
73.4	73.7	74.5	72.2	70.9	75.8	83.5	78.9	79.5	75.6	77.4	73.8
62.5	64.9	83.8	77.5	62.9	59.6	87.0	70.5	87.9	87.4	81.4	81.8
71.6	71.7	72.2	70.4	67.4	71.8	86.8	85.7	84.5	82.2	82.0	78.3
80.0	78.5	79.7	73.5	76.9	83.0	78.2	79.7	76.7	75.1	76.3	75.4
74.2	77.0	77.7	75.2	72.4	74.5	77.6	76.2	78.0	75.4	76.8	75.9
71.6	71.4	72.1	70.3	72.9	75.2	78.6	75.2	74.2	77.2	77.1	75.9
66.2	77.3	73.9	71.8	68.0	71.3	77.5	77.5	73.4	74.4	65.8	62.3
73.1	73.1	73.5	72.0	67.8	76.6	80.8	80.7	83.1	80.6	79.7	82.0
79.4	80.2	86.4	85.7	81.5	85.3	72.8	81.7	82.3	84.7	78.8	86.4
73.9	68.7	70.6	70.1	68.9	73.7	72.4	74.8	72.0	69.1	72.3	72.7
71.6	74.6	78.3	76.1	65.0	73.8	82.6	75.6	75.2	77.5	81.6	70.9
59.8	57.7	65.2	62.7	61.0	67.3	76.8	75.1	75.6	75.2	79.6	75.5
68.1	69.4	73.9	77.9	82.7	64.9	93.7	58.2	76.1	93.1	93.3	75.1
73.0	74.1	76.7	74.3	69.6	75.1	81.1	79.0	81.3	80.2	79.8	78.2

4c Kapasiti Penggunaan Industri Pembuatan mengikut Negeri - Bulanan
Manufacturing Industry Capacity Utilisation by State - Monthly

Negeri State	2017									
	Jan.	Feb.	Mac	Apr.	Mei	Jun	Jul.	Ogo.	Sep.	Okt.
Johor	79.1	74.1	75.9	75.6	76.0	75.6	78.8	79.7	79.2	78.7
Kedah	85.4	85.2	85.9	82.8	86.0	84.5	83.4	85.7	85.5	85.0
Kelantan	68.3	70.8	73.9	77.0	70.1	68.4	69.2	69.4	71.3	72.6
Melaka	92.0	88.1	89.2	82.0	90.3	90.4	92.2	92.7	90.4	92.9
Negeri Sembilan	78.7	77.4	77.2	76.4	74.8	77.1	78.7	77.6	78.1	77.0
Pahang	82.4	80.5	84.1	75.7	72.2	78.2	79.2	79.2	78.2	77.9
Pulau Pinang	77.5	77.8	79.4	75.9	77.9	75.9	78.6	82.2	82.8	81.3
Perak	72.2	71.3	72.7	69.4	68.3	69.8	71.1	70.0	72.2	74.3
Perlis	89.9	58.5	74.2	74.7	66.6	79.1	72.8	74.0	68.2	85.3
Selangor	74.8	74.4	75.7	74.2	77.7	76.0	77.6	76.7	76.5	75.1
Terengganu	91.2	90.9	91.1	86.2	82.1	89.8	81.0	78.8	84.5	85.4
Sabah	74.1	75.1	70.8	72.8	71.4	64.4	72.5	71.5	75.2	76.4
Sarawak	84.3	87.5	83.8	75.8	74.7	85.9	86.9	84.1	78.8	83.7
Wilayah Persekutuan Kuala Lumpur & Wilayah Persekutuan Putrajaya	63.4	62.9	62.5	68.1	65.1	66.1	66.6	67.1	62.3	60.0
Wilayah Persekutuan Labuan	59.4	89.0	86.8	92.1	91.6	71.3	89.4	79.7	80.6	72.7
Malaysia	79.4	78.5	79.3	76.3	78.0	78.7	80.1	80.3	79.8	79.7

2018												2019			
Nov.	Dis.	Jan.	Feb.	Mac	Apr.	Mei	Jun	Jul.	Ogo.	Sep.	Okt.	Nov.	Dis.	Jan.	Feb.
78.8	76.4	79.9	78.5	80.4	80.8	81.7	78.1	80.4	79.4	78.7	79.8	78.7	78.9	79.3	78.0
86.2	86.5	82.8	84.5	87.4	86.3	86.2	86.0	85.8	86.9	86.9	86.4	86.8	87.9	88.1	87.3
75.0	67.7	73.4	75.6	78.0	71.9	69.4	72.1	71.5	70.9	73.1	73.4	72.3	73.7	72.4	73.6
91.9	92.0	91.0	90.3	91.7	92.0	92.4	92.2	91.7	91.4	90.5	90.9	89.8	89.4	59.9	72.6
76.6	74.1	80.9	77.3	75.4	79.4	77.1	78.4	77.7	62.9	63.4	58.6	77.0	78.7	78.6	79.0
73.9	76.7	84.8	84.0	86.0	75.2	77.4	82.1	84.6	83.0	80.5	81.8	83.9	81.5	83.8	81.5
81.8	82.6	80.8	79.0	79.1	79.4	80.1	77.2	80.6	81.0	79.0	79.3	76.5	76.8	79.1	74.3
73.2	72.2	72.4	67.6	73.3	72.1	71.0	68.2	73.9	71.8	69.1	73.4	67.4	67.5	70.6	67.7
85.2	84.3	90.4	90.3	90.4	90.1	89.8	88.6	89.5	90.3	89.1	50.1	61.3	64.5	70.9	73.0
76.6	76.0	75.7	72.4	79.7	76.3	76.5	75.7	78.4	76.3	74.5	75.8	73.7	73.9	73.8	72.9
85.4	88.9	86.7	87.0	88.9	84.6	88.2	78.0	84.5	82.7	86.7	87.7	89.1	89.0	82.7	94.3
74.6	74.2	73.3	69.3	75.0	75.3	74.6	73.7	77.8	75.1	75.0	74.0	75.5	70.4	73.9	72.0
87.6	86.3	84.1	76.9	82.0	80.0	79.3	79.5	80.2	79.8	80.5	78.0	81.4	81.5	83.6	74.5
59.4	59.8	62.0	55.1	61.9	61.2	61.6	64.9	66.1	66.1	59.2	61.1	59.4	60.1	60.1	60.0
67.9	60.4	93.1	91.6	77.6	87.9	89.5	83.4	87.1	60.0	54.7	92.4	96.2	95.4	82.3	45.0
80.4	79.9	80.2	77.7	81.1	79.7	80.0	78.6	80.7	78.9	77.8	78.1	78.3	78.5	76.6	75.8

4c Kapasiti Penggunaan Industri Pembuatan mengikut Negeri - Bulanan
Manufacturing Industry Capacity Utilisation by State - Monthly

Negeri State	2019										
	Mac	Apr.	Mei	Jun	Jul.	Ogo.	Sep.	Okt.	Nov.	Dis.	
Johor	79.2	80.0	78.8	77.1	78.9	77.2	77.5	79.6	78.4	78.9	
Kedah	88.1	87.2	87.3	87.5	87.2	86.7	87.3	86.3	87.8	88.5	
Kelantan	75.4	77.0	76.5	74.7	75.9	74.2	74.5	73.1	72.8	73.2	
Melaka	57.6	61.7	74.3	86.7	80.3	81.2	83.5	82.2	81.3	80.9	
Negeri Sembilan	79.0	79.5	78.2	76.8	77.2	75.2	78.2	72.6	74.6	71.6	
Pahang	72.8	73.6	80.6	80.2	77.8	80.3	84.3	83.8	85.3	83.9	
Pulau Pinang	77.0	76.4	78.0	76.6	79.7	78.8	76.4	79.1	78.7	77.3	
Perak	70.1	71.8	71.9	67.0	71.8	70.7	71.4	72.2	70.9	73.0	
Perlis	71.5	70.5	71.9	71.0	72.0	71.7	71.5	72.1	71.1	71.2	
Selangor	74.9	76.2	75.4	74.3	78.1	77.6	76.6	77.0	76.5	76.2	
Terengganu	89.0	93.4	94.9	95.3	94.7	87.0	90.3	90.2	94.5	92.1	
Sabah	76.7	75.7	77.5	72.8	73.8	74.1	73.6	77.9	79.0	70.6	
Sarawak	80.6	78.8	80.8	77.6	79.4	78.3	78.3	77.7	83.0	81.8	
Wilayah Persekutuan Kuala Lumpur & Wilayah Persekutuan Putrajaya	62.0	62.6	61.3	61.8	60.9	64.1	59.7	60.6	61.9	60.8	
Wilayah Persekutuan Labuan	64.6	90.3	91.1	92.0	84.2	88.2	84.7	90.5	42.3	58.0	
Malaysia	76.1	77.0	78.2	77.9	79.4	78.4	78.4	78.8	79.1	78.4	

2020												2021			
Jan.	Feb.	Mac	Apr.	Mei	Jun	Jul.	Ogo.	Sep.	Okt.	Nov.	Dis.	Jan.	Feb.	Mac	Apr.
77.6	77.5	63.0	47.3	66.7	70.2	74.7	73.3	76.3	76.7	75.8	76.5	75.5	74.2	77.7	77.2
77.4	78.7	76.0	65.7	76.5	80.5	80.8	79.9	81.6	81.2	81.4	82.2	81.6	82.2	83.6	82.2
72.7	75.2	60.6	56.9	68.8	70.8	74.5	73.9	71.7	73.2	73.0	75.0	73.6	71.4	78.6	77.0
59.3	60.0	41.0	28.0	49.8	63.1	56.7	62.9	67.8	73.1	58.5	62.9	83.2	84.4	83.7	83.2
76.7	76.3	67.6	54.0	62.1	69.5	71.9	70.4	72.4	71.7	72.4	70.9	72.8	70.0	73.7	73.5
77.9	77.6	72.5	62.7	72.1	77.7	80.5	79.2	80.2	84.8	77.7	72.9	84.6	82.3	72.1	70.8
76.9	76.7	65.8	50.4	68.4	72.6	71.7	73.7	77.3	76.6	77.0	77.4	79.0	76.0	78.1	78.3
73.9	74.9	65.3	62.0	67.8	72.7	71.5	71.8	71.4	71.5	70.0	72.6	71.0	72.2	73.3	74.7
73.0	72.5	49.6	16.5	49.7	58.1	62.9	65.9	70.0	73.6	76.9	81.2	73.6	74.3	73.9	72.2
74.8	74.5	64.4	45.2	59.2	70.2	73.1	72.3	73.7	73.7	71.9	73.7	72.5	72.0	76.1	74.3
88.9	90.8	78.1	49.3	79.7	78.5	80.4	78.9	79.0	79.6	81.4	79.6	88.2	83.2	87.9	87.0
73.1	73.3	58.5	40.8	67.2	75.2	74.8	73.9	73.2	65.8	69.7	70.7	69.8	69.2	73.0	73.8
71.0	71.8	68.5	45.6	61.9	69.1	71.9	71.3	71.7	75.1	70.2	78.4	77.6	80.4	76.9	75.6
63.6	62.0	57.6	47.0	58.3	63.1	62.0	59.1	58.3	56.6	56.1	60.4	64.1	64.4	67.2	65.6
59.7	68.4	84.2	35.8	82.2	61.9	45.1	77.5	81.6	62.7	73.7	71.6	66.2	88.8	66.6	69.6
74.6	74.7	64.4	47.7	63.9	70.9	72.2	72.4	74.4	75.1	72.8	74.5	76.5	75.8	77.7	76.9

4c Kapasiti Penggunaan Industri Pembuatan mengikut Negeri - Bulanan
Manufacturing Industry Capacity Utilisation by State - Monthly

Negeri State	2021					2022					
	Mei	Jun	Jul.	Ogo.	Sep.	Okt.	Nov.	Dis.	Jan.	Feb.	
Johor	74.8	66.9	66.9	67.6	74.5	76.8	77.6	78.8	80.8	79.3	
Kedah	81.1	81.3	76.2	76.8	83.0	82.7	84.1	83.9	84.6	86.7	
Kelantan	72.5	67.2	68.3	70.3	74.1	76.2	75.0	76.2	87.9	79.6	
Melaka	82.5	66.8	67.6	62.0	59.0	59.3	58.7	60.8	93.4	89.8	
Negeri Sembilan	71.6	65.9	64.6	66.9	70.7	72.7	71.2	71.5	87.9	82.9	
Pahang	76.1	73.6	76.0	74.2	80.6	85.6	81.7	81.6	73.2	81.4	
Pulau Pinang	75.3	72.0	72.6	70.7	74.0	75.2	73.9	74.5	75.6	76.0	
Perak	72.2	64.0	71.6	72.7	74.6	78.1	70.9	76.6	80.1	74.7	
Perlis	71.6	71.5	64.3	73.2	66.5	70.1	72.4	71.3	78.0	76.6	
Selangor	73.9	67.9	60.1	67.6	75.7	77.1	76.6	76.1	82.8	77.4	
Terengganu	88.7	81.5	84.0	78.8	81.8	79.3	87.1	89.3	73.9	70.5	
Sabah	67.7	68.9	68.9	69.0	68.9	73.5	76.5	71.1	69.8	68.8	
Sarawak	79.0	73.7	70.7	63.6	60.8	66.5	77.4	77.5	77.3	90.5	
Wilayah Persekutuan Kuala Lumpur & Wilayah Persekutuan Putrajaya	63.2	59.3	57.4	60.6	65.1	67.8	65.8	68.4	77.5	75.2	
Wilayah Persekutuan Labuan	80.1	83.9	88.0	78.0	82.1	69.5	82.0	43.3	94.2	92.2	
Malaysia	76.1	70.0	67.6	68.5	72.7	74.5	75.2	75.7	81.3	80.2	

2023

Mac	Apr.	Mei	Jun	Jul.	Ogo.	Sep.	Okt.	Nov.	Dis.	Jan.	Feb.	Mac	Apr.	Mei	Jun
83.1	80.5	79.3	83.0	82.9	82.9	79.8	81.5	80.6	80.5	79.9	80.3	82.0	77.1	79.3	79.7
83.3	87.0	84.7	85.3	85.4	84.4	85.8	87.1	86.7	81.4	85.0	82.9	83.3	75.8	80.0	79.9
83.0	80.0	75.9	80.8	80.7	79.7	78.2	77.7	75.8	73.4	76.7	77.3	78.1	72.9	72.5	76.1
77.8	89.0	73.2	49.2	82.7	88.1	92.8	90.0	92.4	79.9	86.7	76.0	81.6	81.4	86.8	77.2
89.6	85.6	81.1	90.3	84.5	83.6	85.3	85.4	84.1	77.2	81.7	79.7	84.6	82.6	81.1	71.3
80.1	79.7	79.0	80.4	78.8	78.1	73.3	72.9	76.3	76.1	79.5	73.9	75.4	78.4	76.4	71.4
81.3	76.7	74.0	78.0	78.6	76.7	78.8	74.8	74.6	76.8	75.7	76.7	77.9	72.8	77.2	77.8
81.0	75.8	74.0	76.0	73.7	74.0	74.7	77.0	76.8	77.7	78.0	80.5	72.8	77.2	73.9	76.8
78.0	78.2	76.1	78.1	70.8	74.1	75.3	74.5	75.4	73.3	59.1	65.9	72.5	57.4	65.1	64.4
82.3	78.7	80.0	83.3	82.3	83.6	83.3	79.3	79.9	82.8	77.9	78.8	82.3	80.6	82.6	82.7
74.1	89.2	76.4	79.4	79.4	84.7	82.8	87.2	78.5	88.2	76.9	81.3	78.3	82.0	86.2	91.1
78.6	74.2	71.6	78.5	71.5	72.0	72.6	69.1	67.5	70.6	71.8	72.4	72.8	69.6	74.0	74.4
80.1	76.2	71.9	78.9	77.6	72.3	75.8	73.7	79.8	79.0	80.1	84.0	80.8	67.7	70.2	74.7
77.9	76.2	76.2	73.0	72.4	76.2	78.1	76.4	73.0	76.2	78.3	79.2	81.3	75.3	77.9	73.2
94.6	71.8	57.5	45.3	57.8	94.5	76.1	95.6	96.4	87.3	96.3	91.0	92.6	60.0	70.6	94.7
81.7	80.4	77.4	79.1	80.9	81.2	81.7	80.1	80.4	80.2	79.3	79.2	80.8	76.5	79.0	79.2

5 Faktor Kapasiti Industri Pembuatan di bawah Tahap Penggunaan - Peratus Sumbangan
Factors of Underutilisation of Manufacturing Industry Capacity - Percentage Share

Keterangan Faktor <i>Factor Description</i>	2022					
	Jan.	Feb.	Mac	Apr.	Mei	Jun
Kurang menguntungkan untuk beroperasi pada keupayaan pengeluaran <i>Not most profitable to operate at full production capability</i>	4.2	4.2	4.4	4.9	4.9	5.1
Bekalan bahan tidak mencukupi <i>Insufficient supply of materials</i>	12.3	11.6	12.0	12.2	12.6	12.2
Pembaikan & penyelenggaraan mesin dan kelengkapan <i>Repair & maintenance of machinery and equipment</i>	9.0	8.6	9.5	9.2	9.2	9.4
Inventori yang mencukupi <i>Sufficient inventory</i>	5.0	4.9	5.2	5.3	5.5	5.6
Permintaan kurang <i>Low demand</i>	35.4	34.2	33.9	33.3	32.7	33.3
Kekurangan tenaga buruh <i>Insufficient supply of labour force</i>	10.5	10.7	12.0	12.2	12.1	12.1
Bahan bakar atau tenaga elektrik yang tidak mencukupi <i>Lack of sufficient fuel or electric energy</i>	0.3	0.4	0.4	0.4	0.4	0.4
Limitasi atau kerosakan mesin dan kelengkapan <i>Machinery and equipment limitations or failures</i>	3.9	3.8	3.9	4.3	3.9	4.1
Pekerja kurang kompeten <i>Incompetent workers</i>	2.5	2.7	2.6	2.5	2.7	2.7
Limitasi ruang penyimpanan <i>Storage limitations</i>	4.1	3.6	4.6	4.0	3.9	4.2
Kekangan logistik/ pengangkutan <i>Logistics/ transportation constraints</i>	2.4	2.1	2.0	2.1	2.3	1.9
Penutupan kilang sementara <i>Temporary plant shutdown</i>	1.2	1.7	0.9	0.8	0.9	0.8
Kekangan kewangan <i>Financial constraints</i>	1.5	1.3	1.3	1.4	1.1	1.2
Mogok atau pemberhentian pekerja <i>Strike or work stoppage</i>	0.1	0.1	0.1	0.1	0.1	0.1
Operasi bermusim <i>Seasonal operations</i>	3.1	3.5	3.2	3.7	3.2	3.0
Sekatan berkaitan alam sekitar <i>Environmental restrictions</i>	0.3	0.5	0.2	0.4	0.2	0.2
Isu kualiti produk atau perkhidmatan <i>Quality issues of products or services</i>	1.0	0.9	0.9	0.9	0.9	1.2
Lain-lain <i>Others</i>	3.4	5.3	2.9	2.5	3.5	2.7

2023											
Jul.	Ogo.	Sep.	Okt.	Nov.	Dis.	Jan.	Feb.	Mac	Apr.	Mei	Jun
5.5	5.4	5.6	6.0	6.3	6.0	5.1	4.7	5.3	5.1	5.0	4.9
12.1	12.3	12.4	12.2	11.8	12.0	12.2	11.7	12.0	12.0	12.0	11.7
9.4	9.8	9.7	9.1	9.1	9.6	9.0	9.4	8.9	8.4	8.8	8.9
5.4	5.8	5.7	5.9	6.1	6.5	5.1	5.5	5.9	5.5	5.8	6.3
34.2	33.2	34.8	35.2	35.2	34.0	36.6	36.4	36.6	38.8	39.2	38.9
11.3	11.2	10.3	10.1	10.0	9.8	8.5	8.3	7.7	7.9	7.2	7.4
0.4	0.3	0.3	0.4	0.4	0.4	0.2	0.3	0.4	0.4	0.3	0.3
3.9	4.1	4.1	4.0	3.7	4.0	3.3	4.2	3.9	3.7	3.8	3.5
2.7	2.9	2.4	2.2	2.5	2.5	2.6	2.3	2.4	2.4	2.4	2.4
4.4	4.2	4.0	3.9	4.1	4.2	3.8	4.2	4.6	3.5	3.9	4.1
1.8	1.9	1.5	1.4	1.6	1.5	1.8	1.5	1.4	1.3	1.4	1.3
0.6	0.6	0.6	0.6	0.8	0.7	1.2	0.9	1.0	1.1	0.6	0.9
1.2	1.1	1.3	1.7	1.5	1.5	1.6	1.7	1.6	1.6	1.8	1.6
0.1	0.1	0.1	0.1	0.1	0.1	0.1	0.1	0.1	0.1	0.1	0.1
3.0	3.0	3.1	3.2	3.1	3.2	3.9	3.8	3.5	3.4	3.5	3.7
0.3	0.2	0.1	0.2	0.3	0.2	0.4	0.2	0.3	0.3	0.2	0.2
1.0	1.0	0.9	0.9	1.0	1.0	1.2	1.3	1.1	1.1	1.0	1.0
2.7	2.8	2.7	2.7	2.6	2.8	3.4	3.3	3.3	3.6	3.1	2.7

6 Kapasiti Penggunaan mengikut Negara Terpilih
Capacity Utilisation by Selected Country

Negara Country	2018	2019	2020	2021	2022	2018				2019		
						Q1	Q2	Q3	Q4	Q1	Q2	Q3
Canada	80.8	78.7	72.5	76.2	77.8	81.5	81.9	80.2	79.6	78.3	80.2	78.3
China	76.5	76.6	74.1	77.5	75.8	76.5	76.8	76.5	76.0	75.9	76.4	76.4
Germany	87.6	84.5	77.1	85.0	85.2	88.0	87.7	87.7	87.0	86.2	85.3	83.9
Indonesia	74.4	75.4	67.6	70.0	72.2	73.4	75.7	73.9	74.6	75.9	76.2	74.7
Philippines	74.5	71.3	56.8	65.8	71.1	75.6	74.8	74.5	73.2	72.3	72.2	71.3
South Korea	73.8	73.2	71.3	74.4	74.8	72.7	74.8	74.3	73.4	71.9	72.3	74.6
Thailand	68.6	65.3	60.1	63.0	62.8	71.6	67.0	67.6	68.1	70.4	64.8	64.2
United States	78.3	77.0	72.5	77.2	79.2	77.7	78.4	78.8	78.4	77.5	77.1	77.0

Nota / Note :
 Canada ST2 2023 akan diterbitkan pada 8 September 2023 / Canada Q2 2023 will be released on 8th September 2023

2020				2021				2022				2023		
Q4	Q1	Q2	Q3	Q4	Q1	Q2	Q3	Q4	Q1	Q2	Q3	Q4	Q1	Q2
78.0	74.2	64.0	75.2	76.6	76.1	77.1	75.3	76.2	77.0	79.1	77.5	77.6	78.9	-
77.5	67.3	74.4	76.7	78.0	77.2	78.4	77.1	77.4	75.9	75.4	75.9	75.8	74.5	74.8
82.6	83.1	70.6	74.9	79.8	81.8	86.2	87.1	84.7	85.5	85.2	85.4	84.7	84.1	84.5
74.6	71.8	61.8	67.4	69.4	69.3	72.4	68.7	69.5	72.0	72.6	73.1	70.9	72.3	73.6
69.4	65.6	53.0	56.5	51.9	64.3	65.2	66.0	67.7	70.0	70.5	71.5	72.2	72.9	73.0
74.1	73.0	66.9	71.5	73.8	74.1	73.7	74.2	75.4	78.9	76.0	74.3	69.9	70.6	71.9
62.0	66.0	52.1	59.4	62.8	66.3	62.7	58.5	64.5	66.8	61.2	62.8	60.3	63.8	57.6
76.5	75.7	65.8	73.4	75.0	75.7	76.9	77.6	78.7	79.2	79.6	79.5	78.5	78.1	78.0

7a Indeks Pengeluaran Perindustrian Sektor Pembuatan mengikut Kumpulan - Tahunan
Industrial Production Index of Manufacturing Sector by Group - Yearly

Bil. No.	Wajaran Weights 2015	Kod Codes	Keterangan Subsektor Sub-sector Description	2015	2016	2017	2018	2019	2020	2021	2022
	68.25	C	PEMBUATAN MANUFACTURING	100.0	104.3	110.7	115.6	120.1	116.9	128.1	138.5
1	8.55		Makanan, Minuman dan Tembakau Food, Beverages and Tobacco	100.0	102.1	113.2	116.9	120.2	118.5	120.5	127.6
1.1	7.39	10	Pembuatan produk makanan <i>Manufacture of food products</i>	100.0	101.4	113.1	117.1	120.1	121.0	123.2	128.7
1.2	0.65	11	Pembuatan minuman <i>Manufacture of beverages</i>	100.0	109.9	119.9	123.6	127.2	108.7	119.4	135.3
1.3	0.52	12	Pembuatan produk tembakau <i>Manufacture of tobacco products</i>	100.0	103.2	105.4	106.8	113.6	95.4	83.6	102.2
2	1.33		Produk Tekstil, Pakaian, Kulit dan Kasut Textiles, Wearing Apparel, Leather Products and Footwear	100.0	106.8	115.3	119.8	126.6	110.3	118.4	125.0
2.1	0.58	13	Pembuatan tekstil <i>Manufacture of textiles</i>	100.0	104.8	109.4	112.3	117.5	102.0	115.6	120.5
2.2	0.60	14	Pembuatan pakaian <i>Manufacture of wearing apparel</i>	100.0	108.3	120.9	126.9	135.4	120.0	121.9	124.6
2.3	0.15	15	Pembuatan produk kulit dan barangan berkaitan <i>Manufacture of leather and related products</i>	100.0	108.5	115.5	119.7	125.9	103.4	115.3	144.7
3	4.56		Produk Kayu, Perabot, Keluaran Kertas dan Percetakan Wood Products, Furniture, Paper Products and Printing	100.0	105.5	110.7	115.3	122.1	113.3	120.4	129.5
3.1	1.44	16	Pembuatan kayu dan produk kayu dan gabus, kecuali perabot; pembuatan bagi artikel jerami dan bahan-bahan anyaman <i>Manufacture of wood and products of wood and cork, except furniture; manufacture of articles of straw and plaiting materials</i>	100.0	103.3	106.8	112.3	118.4	104.0	113.6	121.2
3.2	1.15	17	Pembuatan kertas dan produk kertas <i>Manufacture of paper and paper products</i>	100.0	104.5	110.3	114.6	120.0	116.5	133.8	143.9
3.3	0.93	18	Percetakan dan penerbitan semula media rakaman <i>Printing and reproduction of recorded media</i>	100.0	105.3	110.2	114.2	119.2	113.1	116.6	124.6
3.4	1.04	31	Pembuatan perabot <i>Manufacture of furniture</i>	100.0	110.0	116.7	121.4	132.0	122.8	118.3	129.5
4	20.60		Produk Petroleum, Kimia, Getah dan Plastik Petroleum, Chemical, Rubber and Plastic Products	100.0	104.1	108.3	112.3	115.9	115.0	130.1	131.3
4.1	9.36	19	Pembuatan kok dan produk petroleum bertapis <i>Manufacture of coke and refined petroleum products</i>	100.0	103.1	106.7	110.0	113.2	101.2	112.9	120.0
4.2	6.37	20	Pembuatan kimia dan produk kimia <i>Manufacture of chemicals and chemical products</i>	100.0	106.0	110.6	115.2	117.5	109.2	119.5	124.4
4.3	0.38	21	Pembuatan produk farmaseutikal asas, kimia perubatan dan botani <i>Manufacture of basic pharmaceuticals, medicinal chemical and botanical products</i>	100.0	104.4	109.4	115.2	120.7	138.2	159.9	169.7
4.4	4.49	22	Pembuatan produk getah dan plastik <i>Manufacture of rubber and plastics products</i>	100.0	103.6	108.4	112.7	118.9	150.2	178.4	161.2
5	9.11		Produk Mineral Bukan Logam, Logam Asas dan Produk Logam yang Direka Non-metallic Mineral Products, Basic Metal and Fabricated Metal Products	100.0	104.1	109.2	114.1	119.1	104.4	108.2	116.5
5.1	2.97	23	Pembuatan produk galian bukan logam lain <i>Manufacture of other non-metallic mineral products</i>	100.0	104.4	109.1	114.7	120.3	103.1	104.2	113.7
5.2	2.35	24	Pembuatan logam asas <i>Manufacture of basic metals</i>	100.0	102.1	107.6	111.8	116.6	111.0	114.2	121.9
5.3	3.79	25	Pembuatan produk logam yang direka, kecuali mesin dan kelengkapan <i>Manufacture of fabricated metal products, except machinery and equipment</i>	100.0	105.0	110.1	115.1	119.8	101.3	107.7	115.3
6	18.23		Produk Peralatan Elektrik dan Elektronik Electrical and Electronics Products	100.0	107.5	115.3	121.5	125.9	128.7	147.7	168.8
6.1	13.89	26	Pembuatan komputer, produk elektronik dan optikal <i>Manufacture of computer, electronics and optical products</i>	100.0	108.1	116.2	123.3	127.7	130.9	151.3	175.4
6.2	2.20	27	Pembuatan kelengkapan elektrik <i>Manufacture of electrical equipment</i>	100.0	105.8	112.5	115.1	119.5	120.6	135.3	148.4
6.3	2.14	28	Pembuatan jentera dan peralatan t.t.t.l. <i>Manufacture of machinery and equipment n.e.c.</i>	100.0	105.5	112.5	116.9	121.4	122.8	137.1	146.7
7	5.87		Kelengkapan Pengangkutan dan Pembuatan Lain Transport Equipment and Other Manufactures	100.0	97.3	102.7	108.3	115.2	108.7	110.1	130.0
7.1	3.17	29	Pembuatan kenderaan bermotor, treler dan semi treler <i>Manufacture of motor vehicles, trailers and semi-trailers</i>	100.0	95.3	99.9	105.8	113.9	112.0	112.9	141.7
7.2	1.19	30	Pembuatan kelengkapan pengangkutan lain <i>Manufacture of other transport equipment</i>	100.0	97.2	100.7	104.4	109.7	95.2	97.9	104.8
7.3	0.74	32	Pembuatan lain <i>Other manufacturing</i>	100.0	97.2	102.3	107.2	113.3	104.7	107.5	118.2
7.4	0.76	33	Mbaiki dan pemasangan jentera dan kelengkapan <i>Repair and installation of machinery and equipment</i>	100.0	105.9	117.8	125.7	131.2	120.0	119.9	132.1

7b Indeks Pengeluaran Perindustrian Sektor Pembuatan mengikut Kumpulan - Suku Tahunan
Industrial Production Index of Manufacturing Sector by Group - Quarterly

Bil. No.	Wajaran Weights 2015	Kod Codes	Keterangan Subsektor Sub-sector Description	2017				2018		
				Q1	Q2	Q3	Q4	Q1	Q2	Q3
	68.25	C	PEMBUATAN MANUFACTURING	105.8	109.4	113.2	114.4	111.4	114.5	118.6
1	8.55		Makanan, Minuman dan Tembakau Food, Beverages and Tobacco	101.7	108.4	120.1	122.4	110.0	112.6	122.4
1.1	7.39	10	Pembuatan produk makanan <i>Manufacture of food products</i>	100.4	107.4	121.1	123.5	109.7	111.5	123.2
1.2	0.65	11	Pembuatan minuman <i>Manufacture of beverages</i>	110.1	120.8	121.3	127.6	112.8	127.0	125.9
1.3	0.52	12	Pembuatan produk tembakau <i>Manufacture of tobacco products</i>	110.2	107.7	104.0	99.5	110.0	109.6	106.8
2	1.33		Produk Tekstil, Pakaian, Kulit dan Kasut Textiles, Wearing Apparel, Leather Products and Footwear	109.2	116.7	112.4	122.7	116.5	121.3	115.7
2.1	0.58	13	Pembuatan tekstil <i>Manufacture of textiles</i>	104.4	110.6	110.8	111.7	109.5	113.4	113.1
2.2	0.60	14	Pembuatan pakaian <i>Manufacture of wearing apparel</i>	111.3	121.9	114.8	135.5	121.0	128.0	118.8
2.3	0.15	15	Pembuatan produk kulit dan barangan berkaitan <i>Manufacture of leather and related products</i>	119.7	119.0	109.2	114.0	125.1	125.2	113.0
3	4.56		Produk Kayu, Perabot, Keluaran Kertas dan Percetakan Wood Products, Furniture, Paper Products and Printing	110.0	109.3	108.9	114.4	114.5	113.3	115.7
3.1	1.44	16	Pembuatan kayu dan produk kayu dan gabus, kecuali perabot; pembuatan bagi artikel jerami dan bahan-bahan anyaman <i>Manufacture of wood and products of wood and cork, except furniture; manufacture of articles of straw and plaiting materials</i>	105.5	107.3	103.3	111.2	111.8	111.4	110.6
3.2	1.15	17	Pembuatan kertas dan produk kertas <i>Manufacture of paper and paper products</i>	111.3	108.8	107.0	114.2	115.4	115.0	112.5
3.3	0.93	18	Percetakan dan penerbitan semula media rakaman <i>Printing and reproduction of recorded media</i>	103.2	109.7	110.8	117.0	107.1	112.6	116.0
3.4	1.04	31	Pembuatan perabot <i>Manufacture of furniture</i>	121.0	112.2	117.0	116.7	123.7	114.7	126.2
4	20.60		Produk Petroleum, Kimia, Getah dan Plastik Petroleum, Chemical, Rubber and Plastic Products	106.2	107.1	108.1	111.8	111.3	111.1	112.2
4.1	9.36	19	Pembuatan kok dan produk petroleum bertapis <i>Manufacture of coke and refined petroleum products</i>	108.6	104.8	103.0	110.2	113.4	107.3	105.3
4.2	6.37	20	Pembuatan kimia dan produk kimia <i>Manufacture of chemicals and chemical products</i>	104.8	110.6	113.1	113.8	111.6	116.7	118.1
4.3	0.38	21	Pembuatan produk farmaseutikal asas, kimia perubatan dan botani <i>Manufacture of basic pharmaceuticals, medicinal chemical and botanical products</i>	97.8	113.3	114.7	111.9	105.5	119.0	121.2
4.4	4.49	22	Pembuatan produk getah dan plastik <i>Manufacture of rubber and plastics products</i>	103.9	106.4	111.2	112.1	107.0	110.3	117.4
5	9.11		Produk Mineral Bukan Logam, Logam Asas dan Produk Logam yang Direka Non-metallic Mineral Products, Basic Metal and Fabricated Metal Products	104.6	109.5	111.7	110.8	110.1	115.1	117.3
5.1	2.97	23	Pembuatan produk galian bukan logam lain <i>Manufacture of other non-metallic mineral products</i>	103.3	108.0	110.3	114.8	109.6	114.2	117.0
5.2	2.35	24	Pembuatan logam asas <i>Manufacture of basic metals</i>	101.3	109.4	113.1	106.8	107.0	113.0	117.3
5.3	3.79	25	Pembuatan produk logam yang direka, kecuali mesin dan kelengkapan <i>Manufacture of fabricated metal products, except machinery and equipment</i>	107.7	110.7	111.9	110.2	112.4	117.1	117.6
6	18.23		Produk Peralatan Elektrik dan Elektronik Electrical and Electronics Products	105.9	115.5	120.8	119.1	111.9	122.1	128.1
6.1	13.89	26	Pembuatan komputer, produk elektronik dan optikal <i>Manufacture of computer, electronics and optical products</i>	105.0	114.4	122.4	123.1	111.5	121.6	131.1
6.2	2.20	27	Pembuatan kelengkapan elektrik <i>Manufacture of electrical equipment</i>	107.2	117.2	115.4	110.3	109.8	119.9	118.5
6.3	2.14	28	Pembuatan jentera dan peralatan t.t.t.l. <i>Manufacture of machinery and equipment n.e.c.</i>	110.2	120.9	116.5	102.4	116.4	127.5	118.5
7	5.87		Kelengkapan Pengangkutan dan Pembuatan Lain Transport Equipment and Other Manufactures	108.1	98.6	103.6	100.5	110.6	104.4	111.4
7.1	3.17	29	Pembuatan kenderaan bermotor, treler dan semi treler <i>Manufacture of motor vehicles, trailers and semi-trailers</i>	112.9	94.9	93.4	98.4	113.5	101.8	102.9
7.2	1.19	30	Pembuatan kelengkapan pengangkutan lain <i>Manufacture of other transport equipment</i>	99.5	96.0	108.9	98.5	102.6	98.5	113.0
7.3	0.74	32	Pembuatan lain <i>Other manufacturing</i>	104.8	97.0	107.0	100.3	107.9	102.0	114.1
7.4	0.76	33	Mbaiki dan pemasangan jentera dan kelengkapan <i>Repair and installation of machinery and equipment</i>	104.8	119.6	134.2	112.6	113.8	126.3	141.8

7b Indeks Pengeluaran Perindustrian Sektor Pembuatan mengikut Kumpulan - Suku Tahunan
Industrial Production Index of Manufacturing Sector by Group - Quarterly

Bil. No.	Wajaran Weights 2015	Kod Codes	Keterangan Subsektor Sub-sector Description	2019				2020		
				Q4	Q1	Q2	Q3	Q4	Q1	Q2
	68.25	C	PEMBUATAN MANUFACTURING	119.5	115.9	119.2	122.6	122.8	117.3	97.7
1	8.55		Makanan, Minuman dan Tembakau Food, Beverages and Tobacco	122.3	115.7	117.3	124.3	123.7	111.1	116.6
1.1	7.39	10	Pembuatan produk makanan <i>Manufacture of food products</i>	123.0	115.5	116.2	124.7	124.0	110.6	125.4
1.2	0.65	11	Pembuatan minuman <i>Manufacture of beverages</i>	129.0	115.0	131.1	129.8	132.8	114.1	81.0
1.3	0.52	12	Pembuatan produk tembakau <i>Manufacture of tobacco products</i>	102.8	118.9	115.8	111.6	108.0	114.9	35.8
2	1.33		Produk Tekstil, Pakaian, Kulit dan Kasut Textiles, Wearing Apparel, Leather Products and Footwear	127.3	121.9	128.2	121.8	134.4	125.4	73.5
2.1	0.58	13	Pembuatan tekstil <i>Manufacture of textiles</i>	114.1	113.4	120.1	118.2	118.1	116.0	71.9
2.2	0.60	14	Pembuatan pakaian <i>Manufacture of wearing apparel</i>	142.8	128.2	134.8	125.6	153.1	132.5	75.4
2.3	0.15	15	Pembuatan produk kulit dan barangan berkaitan <i>Manufacture of leather and related products</i>	116.1	129.2	132.5	119.9	122.0	132.8	72.2
3	4.56		Produk Kayu, Perabot, Keluaran Kertas dan Percetakan Wood Products, Furniture, Paper Products and Printing	119.9	120.6	119.5	122.3	125.8	121.9	80.0
3.1	1.44	16	Pembuatan kayu dan produk kayu dan gabus, kecuali perabot; pembuatan bagi artikel jerami dan bahan-bahan anyaman <i>Manufacture of wood and products of wood and cork, except furniture; manufacture of articles of straw and plaiting materials</i>	117.7	117.4	116.4	117.0	122.8	120.1	67.8
3.2	1.15	17	Pembuatan kertas dan produk kertas <i>Manufacture of paper and paper products</i>	117.1	119.5	120.5	117.6	122.2	118.2	96.5
3.3	0.93	18	Percetakan dan penerbitan semula media rakaman <i>Printing and reproduction of recorded media</i>	122.0	112.5	117.7	122.1	124.4	114.7	83.3
3.4	1.04	31	Pembuatan perabot <i>Manufacture of furniture</i>	124.0	133.6	124.2	135.0	135.3	135.0	75.6
4	20.60		Produk Petroleum, Kimia, Getah dan Plastik Petroleum, Chemical, Rubber and Plastic Products	115.9	114.8	114.7	115.4	118.8	120.0	98.8
4.1	9.36	19	Pembuatan kok dan produk petroleum bertapis <i>Manufacture of coke and refined petroleum products</i>	114.7	116.6	110.4	108.5	117.3	120.8	78.8
4.2	6.37	20	Pembuatan kimia dan produk kimia <i>Manufacture of chemicals and chemical products</i>	115.4	113.4	119.0	120.4	117.3	115.5	96.8
4.3	0.38	21	Pembuatan produk farmaseutikal asas, kimia perubatan dan botani <i>Manufacture of basic pharmaceuticals, medicinal chemical and botanical products</i>	117.9	112.1	123.6	125.6	121.5	117.0	140.0
4.4	4.49	22	Pembuatan produk getah dan plastik <i>Manufacture of rubber and plastics products</i>	118.9	113.2	116.7	121.8	124.0	125.0	139.8
5	9.11		Produk Mineral Bukan Logam, Logam Asas dan Produk Logam yang Direka Non-metallic Mineral Products, Basic Metal and Fabricated Metal Products	115.5	114.6	119.9	122.2	119.8	114.5	71.6
5.1	2.97	23	Pembuatan produk galian bukan logam lain <i>Manufacture of other non-metallic mineral products</i>	119.6	115.0	119.4	122.2	124.6	114.4	63.2
5.2	2.35	24	Pembuatan logam asas <i>Manufacture of basic metals</i>	111.1	110.5	117.4	121.9	116.5	111.5	85.7
5.3	3.79	25	Pembuatan produk logam yang direka, kecuali mesin dan kelengkapan <i>Manufacture of fabricated metal products, except machinery and equipment</i>	115.0	116.8	121.9	122.3	118.2	116.5	69.4
6	18.23		Produk Peralatan Elektrik dan Elektronik Electrical and Electronics Products	126.9	115.5	126.7	131.8	129.7	117.3	114.1
6.1	13.89	26	Pembuatan komputer, produk elektronik dan optikal <i>Manufacture of computer, electronics and optical products</i>	132.0	115.0	126.6	134.8	134.2	117.5	112.2
6.2	2.20	27	Pembuatan kelengkapan elektrik <i>Manufacture of electrical equipment</i>	114.0	115.6	122.8	120.9	118.5	114.3	112.5
6.3	2.14	28	Pembuatan jentera dan peralatan t.t.t.l. <i>Manufacture of machinery and equipment n.e.c.</i>	106.9	118.8	131.3	123.9	111.7	118.8	127.9
7	5.87		Kelengkapan Pengangkutan dan Pembuatan Lain Transport Equipment and Other Manufactures	109.0	117.8	111.2	118.1	113.9	115.9	74.9
7.1	3.17	29	Pembuatan kenderaan bermotor, treler dan semi treler <i>Manufacture of motor vehicles, trailers and semi-trailers</i>	107.8	121.2	110.9	111.0	112.6	119.2	76.5
7.2	1.19	30	Pembuatan kelengkapan pengangkutan lain <i>Manufacture of other transport equipment</i>	104.7	108.6	103.2	118.6	108.3	105.2	65.3
7.3	0.74	32	Pembuatan lain <i>Other manufacturing</i>	106.4	113.2	106.5	118.4	115.1	113.7	63.2
7.4	0.76	33	Mbaiki dan pemasangan jentera dan kelengkapan <i>Repair and installation of machinery and equipment</i>	123.2	122.0	129.6	146.2	127.0	121.1	94.8

2021		2022				2023					
Q3	Q4	Q1	Q2	Q3	Q4	Q1	Q2	Q3	Q4	Q1	Q2
126.5	126.3	125.3	123.4	125.6	137.9	133.2	134.8	142.5	143.5	137.7	134.9
130.9	115.5	111.0	118.9	124.2	127.9	117.3	125.5	135.4	132.1	126.0	129.4
133.1	114.9	109.7	122.9	132.5	127.6	115.9	125.9	139.7	133.2	124.8	128.7
116.9	122.8	116.3	112.3	111.7	137.5	125.1	137.7	137.6	140.7	123.2	140.4
117.3	113.7	122.6	69.5	21.3	121.1	127.6	104.2	71.4	105.4	147.4	125.2
110.5	132.0	128.3	102.6	104.9	137.9	134.7	110.1	118.1	137.3	135.7	114.3
104.5	115.6	121.4	105.5	109.4	125.9	129.5	109.5	118.6	124.4	125.0	105.7
120.7	151.6	132.0	94.5	107.6	153.7	137.7	100.5	111.6	148.4	141.4	109.9
92.4	116.1	139.7	124.7	76.7	120.0	143.1	151.6	142.3	142.0	153.9	165.9
122.5	128.8	127.6	111.3	106.3	136.4	136.4	124.6	124.3	132.8	131.2	123.3
107.0	121.2	119.2	105.7	97.7	131.9	130.3	117.9	116.0	120.8	119.0	111.9
123.2	128.2	130.8	121.9	133.5	149.0	142.0	132.5	149.4	151.5	147.3	136.9
126.0	128.5	119.5	107.2	109.4	130.5	121.7	119.7	118.7	138.2	126.2	127.6
140.2	140.4	142.7	111.1	85.6	133.7	151.7	129.5	113.0	123.7	134.5	120.3
117.8	123.4	131.0	127.7	131.3	130.3	130.2	126.6	136.9	131.5	132.9	124.3
98.0	107.1	113.7	105.9	115.6	116.3	118.6	110.7	128.4	122.3	128.0	108.7
111.4	113.1	120.7	112.9	119.5	125.0	125.7	120.1	124.6	127.2	129.2	125.9
154.5	141.5	142.1	155.1	173.4	169.1	156.2	162.7	185.6	174.3	165.3	163.1
165.4	170.5	181.0	191.8	177.3	163.6	158.3	166.0	167.8	152.9	145.9	151.4
114.0	117.5	115.9	95.5	97.5	123.9	122.6	105.9	110.9	126.5	126.8	111.8
112.2	122.6	117.3	86.7	88.0	124.7	124.4	98.7	104.6	127.1	128.8	101.5
126.2	120.7	115.6	104.1	109.2	127.7	123.9	115.3	120.7	127.8	126.0	120.9
107.8	111.5	115.0	97.1	97.7	121.0	120.3	105.9	109.7	125.2	125.8	114.1
143.6	139.8	129.6	145.1	153.1	162.8	149.5	167.8	179.8	178.0	155.0	165.3
147.6	146.1	131.5	145.1	157.8	170.6	153.7	171.8	187.5	188.7	160.2	168.4
131.6	123.9	122.3	138.6	137.3	142.8	142.2	152.3	151.4	147.6	141.8	153.1
129.5	115.0	124.8	151.3	138.8	133.4	130.2	157.7	158.9	140.0	135.1	157.6
123.1	120.8	124.8	104.9	85.7	125.0	130.4	133.1	125.5	131.0	140.2	135.2
124.6	127.5	135.2	111.9	74.0	130.4	141.2	153.7	134.9	137.1	156.0	153.2
106.5	103.9	104.6	84.1	96.2	106.8	107.3	92.8	106.4	112.7	110.1	97.3
125.5	116.4	115.1	99.6	92.7	122.5	119.9	115.2	111.7	126.0	122.6	119.1
140.4	123.7	122.3	113.2	110.9	133.2	131.4	128.1	129.4	139.4	138.4	135.1

7c Indeks Pengeluaran Perindustrian Sektor Pembuatan mengikut Kumpulan -Bulanan
Industrial Production Index of Manufacturing Sector by Group - Monthly

Bil. No.	Wajaran Weights 2015	Kod Codes	Keterangan Subsektor Sub-sector Description	2017											
				Jan.	Feb.	Mac	Apr.	Mei	Jun	Jul.	Ogo.	Sep.	Okt.		
	68.25	C	PEMBUATAN MANUFACTURING	108.3	99.7	109.5	105.9	110.6	111.8	113.1	113.0	113.7	115.5		
1	8.55		Makanan, Minuman dan Tembakau Food, Beverages and Tobacco	101.2	98.8	105.2	109.5	110.6	105.2	124.2	120.1	115.9	120.2		
1.1	7.39	10	Pembuatan produk makanan Manufacture of food products	99.4	97.7	104.1	109.6	109.7	102.9	125.9	120.8	116.6	121.2		
1.2	0.65	11	Pembuatan minuman Manufacture of beverages	115.6	102.4	112.3	111.8	123.0	127.4	120.7	122.3	121.0	127.4		
1.3	0.52	12	Pembuatan produk tembakau Manufacture of tobacco products	109.7	109.3	111.6	105.2	107.7	110.2	104.6	107.5	99.8	95.6		
2	1.33		Produk Tekstil, Pakaian, Kulit dan Kasut Textiles, Wearing Apparel, Leather Products and Footwear	106.8	106.8	114.1	113.0	123.2	113.8	109.5	110.0	117.8	121.5		
2.1	0.58	13	Pembuatan tekstil Manufacture of textiles	99.7	105.0	108.4	108.7	112.9	110.3	109.4	108.1	114.8	111.8		
2.2	0.60	14	Pembuatan pakaian Manufacture of wearing apparel	109.1	106.7	118.0	115.3	132.5	117.9	109.2	111.8	123.4	135.2		
2.3	0.15	15	Pembuatan produk kulit dan barangan berkaitan Manufacture of leather and related products	124.6	114.5	120.1	120.1	125.4	111.3	111.1	110.0	106.4	103.7		
3	4.56		Produk Kayu, Perabot, Keluaran Kertas dan Percetakan Wood Products, Furniture, Paper Products and Printing	110.8	108.3	111.0	108.3	109.9	109.7	108.5	107.6	110.7	110.0		
3.1	1.44	16	Pembuatan kayu dan produk kayu dan gabus, kecuali perabot; pembuatan bagi artikel jerami dan bahan-bahan Manufacture of wood and products of wood and cork, except furniture; manufacture of articles of straw and plaiting materials	104.0	103.6	108.9	108.9	106.5	106.4	103.6	103.1	103.3	107.4		
3.2	1.15	17	Pembuatan kertas dan produk kertas Manufacture of paper and paper products	112.9	109.1	111.8	113.7	109.2	103.4	103.2	100.1	117.8	106.3		
3.3	0.93	18	Percetakan dan penerbitan semula media rakaman Printing and reproduction of recorded media	110.3	102.4	96.9	107.3	105.3	116.4	115.0	109.5	107.9	109.0		
3.4	1.04	31	Pembuatan perabot Manufacture of furniture	118.2	119.2	125.7	102.3	119.3	115.0	115.1	120.5	115.4	118.5		
4	20.60		Produk Petroleum, Kimia, Getah dan Plastik Petroleum, Chemical, Rubber and Plastic Products	105.5	102.6	110.5	102.3	109.4	109.6	108.3	107.2	108.8	113.8		
4.1	9.36	19	Pembuatan kok dan produk petroleum bertapis Manufacture of coke and refined petroleum products	108.8	104.3	112.9	97.3	107.6	109.5	105.6	100.0	103.3	109.5		
4.2	6.37	20	Pembuatan kimia dan produk kimia Manufacture of chemicals and chemical products	102.3	101.3	110.8	108.0	111.3	112.6	110.0	114.8	114.6	119.5		
4.3	0.38	21	Pembuatan produk farmaseutikal asas, kimia perubatan dan botani Manufacture of basic pharmaceuticals, medicinal chemical and botanical products	89.4	99.7	104.4	113.3	127.5	99.1	112.0	110.9	121.2	119.2		
4.4	4.49	22	Pembuatan produk getah dan plastik Manufacture of rubber and plastics products	104.5	101.4	105.8	103.9	109.0	106.3	111.3	111.2	111.2	114.1		
5	9.11		Produk Mineral Bukan Logam, Logam Asas dan Produk Logam yang Direka Non-metallic Mineral Products, Basic Metal and Fabricated Metal Products	108.4	97.1	108.4	107.6	109.2	111.7	114.1	111.0	110.1	111.8		
5.1	2.97	23	Pembuatan produk galian bukan logam lain Manufacture of other non-metallic mineral products	103.8	97.1	109.1	105.9	107.4	110.8	109.8	112.1	109.1	115.4		
5.2	2.35	24	Pembuatan logam asas Manufacture of basic metals	98.3	97.6	107.9	107.7	107.4	113.1	118.1	110.9	110.4	107.3		
5.3	3.79	25	Pembuatan produk logam yang direka, kecuali mesin dan kelengkapan Manufacture of fabricated metal products, except machinery and equipment	118.2	96.7	108.1	108.8	111.8	111.6	115.1	110.2	110.6	111.9		
6	18.23		Produk Peralatan Elektrik dan Elektronik Electrical and Electronics Products	113.0	94.7	110.0	109.0	115.7	121.8	119.4	120.1	123.0	122.9		
6.1	13.89	26	Pembuatan komputer, produk elektronik dan optikal Manufacture of computer, electronics and optical products	114.9	92.1	108.1	105.6	114.2	123.3	120.3	120.5	126.2	127.3		
6.2	2.20	27	Pembuatan kelengkapan elektrik Manufacture of electrical equipment	110.7	99.1	111.7	115.0	116.9	119.7	112.0	114.0	120.4	117.3		
6.3	2.14	28	Pembuatan jentera dan peralatan t.t.t.l. Manufacture of machinery and equipment n.e.c.	103.4	107.1	120.1	124.6	123.8	114.4	121.4	123.7	104.3	100.1		
7	5.87		Kelengkapan Pengangkutan dan Pembuatan Lain Transport Equipment and Other Manufactures	111.7	102.4	110.2	97.7	98.5	99.7	96.8	108.4	105.6	99.9		
7.1	3.17	29	Pembuatan kenderaan bermotor, treler dan semi treler Manufacture of motor vehicles, trailers and semi-trailers	119.5	111.0	108.2	97.6	93.9	93.3	89.6	98.3	92.4	99.4		
7.2	1.19	30	Pembuatan kelengkapan pengangkutan lain Manufacture of other transport equipment	99.3	86.4	113.0	92.6	97.4	97.9	82.1	126.3	118.3	90.5		
7.3	0.74	32	Pembuatan lain Other manufacturing	110.6	100.7	103.0	96.0	93.8	101.3	102.6	104.4	114.1	99.6		
7.4	0.76	33	Mbaiki dan pemasangan jentera dan kelengkapan Repair and installation of machinery and equipment	99.8	93.0	121.6	107.8	123.4	127.6	143.8	126.6	132.0	117.1		

2018												2019			
Nov.	Dis.	Jan.	Feb.	Mac	Apr.	Mei	Jun	Jul.	Ogo.	Sep.	Okt.	Nov.	Dis.	Jan.	Feb.
113.9	113.7	115.7	104.4	114.0	111.6	115.1	116.9	119.0	117.8	119.1	121.7	118.1	118.7	120.6	108.3
121.9	125.2	117.5	100.9	111.6	114.6	114.3	108.8	120.7	122.6	123.9	123.3	119.8	123.8	120.6	107.3
122.8	126.6	117.9	100.0	111.4	114.6	113.4	106.5	121.2	123.2	125.1	124.4	120.3	124.4	120.7	106.6
126.4	129.1	119.1	104.3	115.0	120.5	128.0	132.6	125.2	126.5	126.2	128.8	127.6	130.8	121.8	107.2
103.7	99.3	110.1	109.5	110.3	106.9	109.6	112.3	107.3	109.9	103.2	100.9	102.1	105.5	117.3	116.9
126.6	120.2	116.9	114.4	118.1	117.4	125.9	120.8	113.5	113.2	120.4	124.1	132.7	125.2	123.3	118.5
120.9	102.2	107.4	110.0	111.2	111.1	114.8	114.4	111.5	110.4	117.5	113.9	123.8	104.5	111.6	113.3
134.1	137.3	122.9	117.7	122.6	121.0	135.4	127.5	114.9	116.0	125.4	138.0	144.7	145.7	132.3	123.0
117.8	120.5	129.5	118.7	127.0	127.5	130.2	117.8	115.2	112.5	111.3	107.2	118.7	122.2	132.1	120.5
115.0	118.2	115.5	112.2	115.7	111.6	112.8	115.6	115.0	114.4	117.7	117.2	118.2	124.2	122.1	118.4
112.4	113.9	111.8	111.2	112.5	112.8	110.0	111.4	108.7	111.0	111.9	116.5	116.5	120.2	118.7	117.2
115.3	121.0	117.8	111.8	116.7	118.0	115.5	111.5	112.5	106.5	118.4	109.7	115.7	125.9	119.5	117.0
113.8	128.2	110.5	105.9	104.8	108.0	108.7	121.2	119.8	115.3	112.9	114.6	120.2	131.2	117.6	110.9
119.2	112.3	122.6	119.8	128.7	105.9	117.4	120.9	122.1	127.2	129.2	128.7	121.7	121.5	133.5	128.4
110.5	111.0	112.0	109.8	112.1	106.5	113.5	113.3	112.7	111.0	112.9	118.5	114.3	114.9	116.5	111.6
110.6	110.6	116.1	112.3	111.8	100.1	110.8	111.1	106.4	103.0	106.5	115.2	116.4	112.4	120.6	112.6
110.4	111.5	109.7	110.1	115.0	114.5	117.4	118.1	118.6	117.7	117.9	120.7	110.8	114.7	112.6	110.7
111.1	105.5	97.2	108.3	110.8	121.9	130.6	104.5	117.3	118.1	128.3	125.2	114.4	114.1	101.6	115.0
110.5	111.6	107.9	104.3	108.7	107.0	112.1	111.8	116.9	117.4	117.8	121.6	114.6	120.6	114.8	110.4
110.5	110.0	115.0	101.9	113.3	113.1	114.7	117.5	120.5	116.4	115.1	117.0	115.0	114.5	120.0	106.6
113.7	115.3	111.5	102.6	114.7	111.6	113.8	117.3	118.0	118.0	115.0	120.1	118.4	120.3	117.9	107.6
107.3	105.8	105.3	103.4	112.3	111.5	110.7	116.8	122.2	115.3	114.5	112.4	111.6	109.4	108.7	107.2
110.0	108.6	123.8	100.5	112.8	115.3	117.8	118.1	121.4	115.8	115.6	117.3	114.5	113.1	128.5	105.5
118.2	116.2	119.4	99.9	116.3	116.7	121.2	128.5	128.9	125.6	129.7	131.6	124.4	124.7	124.1	103.0
122.6	119.3	121.9	97.7	115.0	114.3	120.3	130.4	131.4	127.3	134.5	137.5	129.8	128.8	126.2	100.6
104.7	109.1	113.3	101.4	114.6	117.7	119.4	122.7	117.7	116.3	121.5	120.7	107.2	114.0	121.4	106.4
103.3	103.8	110.0	112.6	126.6	131.8	128.9	122.0	124.8	123.7	106.9	104.6	107.4	108.8	113.1	115.0
102.0	99.6	115.6	100.3	115.9	105.3	103.4	104.4	109.9	116.4	108.0	110.0	110.5	106.5	122.9	107.4
97.5	98.3	121.7	103.1	115.7	107.2	99.0	99.3	107.6	107.0	94.0	110.0	106.3	107.2	129.6	110.6
101.6	103.4	102.8	88.6	116.4	94.8	100.3	100.4	90.3	132.2	116.6	97.5	109.9	106.7	108.5	96.3
99.7	101.5	114.0	103.6	106.0	102.3	98.7	105.0	109.8	110.8	121.8	109.0	103.8	106.3	119.8	108.3
123.9	96.9	111.8	103.7	126.0	116.8	130.6	131.6	149.8	136.6	139.1	130.3	135.5	103.9	120.2	110.7

7c Indeks Pengeluaran Perindustrian Sektor Pembuatan mengikut Kumpulan -Bulanan
Industrial Production Index of Manufacturing Sector by Group - Monthly

Bil. No.	Wajaran Weights 2015	Kod Codes	Keterangan Subsektor Sub-sector Description	2019											
				Mac	Apr.	Mei	Jun	Jul.	Ogo.	Sep.	Okt.	Nov.	Dis.		
	68.25	C	PEMBUATAN MANUFACTURING	118.7	116.4	119.9	121.4	123.8	122.0	122.1	124.5	121.3	122.7		
1	8.55		Makanan, Minuman dan Tembakau Food, Beverages and Tobacco	119.1	119.4	119.4	113.0	121.6	125.5	125.8	124.3	122.4	124.5		
1.1	7.39	10	Pembuatan produk makanan <i>Manufacture of food products</i>	119.2	119.3	118.5	110.6	121.7	125.5	126.9	125.3	122.6	124.3		
1.2	0.65	11	Pembuatan minuman <i>Manufacture of beverages</i>	116.1	124.1	132.4	136.7	128.6	134.1	126.6	128.9	134.0	135.6		
1.3	0.52	12	Pembuatan produk tembakau <i>Manufacture of tobacco products</i>	122.3	115.6	114.7	117.1	111.4	114.6	108.8	104.5	106.2	113.2		
2	1.33		Produk Tekstil, Pakaian, Kulit dan Kasut Textiles, Wearing Apparel, Leather Products and Footwear	123.9	124.1	133.2	127.4	120.0	120.0	125.3	130.8	141.2	131.2		
2.1	0.58	13	Pembuatan tekstil <i>Manufacture of textiles</i>	115.4	118.4	121.6	120.4	118.0	115.8	120.8	116.6	128.6	109.2		
2.2	0.60	14	Pembuatan pakaian <i>Manufacture of wearing apparel</i>	129.3	127.1	143.0	134.3	121.6	124.0	131.2	149.1	156.7	153.4		
2.3	0.15	15	Pembuatan produk kulit dan barangan berkaitan <i>Manufacture of leather and related products</i>	135.1	133.5	138.2	125.9	121.2	120.0	118.5	111.7	127.2	127.1		
3	4.56		Produk Kayu, Perabot, Keluaran Kertas dan Percetakan Wood Products, Furniture, Paper Products and Printing	121.4	117.3	120.1	121.0	121.4	120.9	124.6	122.6	124.7	130.3		
3.1	1.44	16	Pembuatan kayu dan produk kayu dan gabus, kecuali perabot; pembuatan bagi artikel jerami dan bahan-bahan <i>Manufacture of wood and products of wood and cork, except furniture; manufacture of articles of straw and plaiting materials</i>	116.2	117.0	116.2	116.1	114.8	116.9	119.2	121.3	121.6	125.6		
3.2	1.15	17	Pembuatan kertas dan produk kertas <i>Manufacture of paper and paper products</i>	122.1	123.8	121.5	116.3	118.0	111.5	123.3	113.1	124.9	128.7		
3.3	0.93	18	Percetakan dan penerbitan semula media rakaman <i>Printing and reproduction of recorded media</i>	109.0	112.5	114.5	126.1	125.8	121.4	119.0	117.3	120.3	135.8		
3.4	1.04	31	Pembuatan perabot <i>Manufacture of furniture</i>	139.0	115.0	128.9	128.6	130.2	136.5	138.3	139.6	132.7	133.6		
4	20.60		Produk Petroleum, Kimia, Getah dan Plastik Petroleum, Chemical, Rubber and Plastic Products	116.3	110.3	117.2	116.6	116.5	114.2	115.3	120.1	117.3	119.1		
4.1	9.36	19	Pembuatan kok dan produk petroleum bertapis <i>Manufacture of coke and refined petroleum products</i>	116.6	104.1	113.1	114.1	110.5	105.8	109.1	117.6	117.8	116.4		
4.2	6.37	20	Pembuatan kimia dan produk kimia <i>Manufacture of chemicals and chemical products</i>	117.0	115.6	120.4	121.0	120.9	120.3	119.9	121.2	113.7	117.0		
4.3	0.38	21	Pembuatan produk farmaseutikal asas, kimia perubatan dan botani <i>Manufacture of basic pharmaceuticals, medicinal chemical and botanical products</i>	119.7	125.7	135.2	109.9	125.1	122.5	129.3	127.2	119.4	117.8		
4.4	4.49	22	Pembuatan produk getah dan plastik <i>Manufacture of rubber and plastics products</i>	114.3	114.3	119.6	116.2	122.3	122.5	120.8	123.0	121.1	127.9		
5	9.11		Produk Mineral Bukan Logam, Logam Asas dan Produk Logam yang Direka Non-metallic Mineral Products, Basic Metal and Fabricated Metal Products	117.3	117.7	119.1	123.1	125.8	121.2	119.5	120.6	119.3	119.7		
5.1	2.97	23	Pembuatan produk galian bukan logam lain <i>Manufacture of other non-metallic mineral products</i>	119.6	116.6	118.4	123.3	122.9	124.0	119.8	124.0	123.4	126.3		
5.2	2.35	24	Pembuatan logam asas <i>Manufacture of basic metals</i>	115.7	115.9	114.6	121.9	128.0	119.6	118.3	117.4	117.1	115.1		
5.3	3.79	25	Pembuatan produk logam yang direka, kecuali mesin dan kelengkapan <i>Manufacture of fabricated metal products, except machinery and equipment</i>	116.5	119.6	122.3	123.8	126.7	120.0	120.2	119.8	117.4	117.5		
6	18.23		Produk Peralatan Elektrik dan Elektronik Electrical and Electronics Products	119.5	121.5	125.8	132.9	135.3	129.5	130.7	134.7	125.7	128.5		
6.1	13.89	26	Pembuatan komputer, produk elektronik dan optikal <i>Manufacture of computer, electronics and optical products</i>	118.2	119.1	125.3	135.5	138.5	131.1	134.7	140.1	130.0	132.6		
6.2	2.20	27	Pembuatan kelengkapan elektrik <i>Manufacture of electrical equipment</i>	118.9	122.5	121.4	124.6	119.4	118.3	125.0	127.2	110.6	117.7		
6.3	2.14	28	Pembuatan jentera dan peralatan t.t.t.l. <i>Manufacture of machinery and equipment n.e.c.</i>	128.3	135.8	133.1	125.1	130.8	130.1	110.8	107.8	113.8	113.4		
7	5.87		Kelengkapan Pengangkutan dan Pembuatan Lain Transport Equipment and Other Manufactures	123.0	112.9	110.5	110.3	116.2	123.3	114.8	114.8	115.4	111.5		
7.1	3.17	29	Pembuatan kenderaan bermotor, treler dan semi treler <i>Manufacture of motor vehicles, trailers and semi-trailers</i>	123.4	117.4	108.2	107.2	115.7	115.5	101.9	115.2	110.3	112.2		
7.2	1.19	30	Pembuatan kelengkapan pengangkutan lain <i>Manufacture of other transport equipment</i>	121.0	98.5	105.0	106.3	94.1	135.6	126.2	100.9	114.2	109.9		
7.3	0.74	32	Pembuatan lain <i>Other manufacturing</i>	111.6	107.5	104.3	107.9	115.8	117.3	122.2	116.2	114.9	114.3		
7.4	0.76	33	Mbaiki dan pemasangan jentera dan kelengkapan <i>Repair and installation of machinery and equipment</i>	135.2	122.3	134.7	131.9	153.3	142.0	143.3	133.0	139.2	108.7		

2020												2021			
Jan.	Feb.	Mac	Apr.	Mei	Jun	Jul.	Ogo.	Sep.	Okt.	Nov.	Dis.	Jan.	Feb.	Mac	Apr.
123.1	115.0	113.8	73.1	92.8	127.1	127.4	124.7	127.3	127.4	123.7	127.8	127.5	120.1	128.3	122.8
113.9	112.0	107.4	108.7	116.4	124.9	129.3	131.5	131.9	120.1	111.7	114.6	114.0	103.7	115.2	122.5
113.1	111.3	107.5	119.8	126.4	130.1	131.7	133.6	134.0	120.9	111.2	112.8	112.9	101.5	114.7	122.4
123.1	112.6	106.8	66.7	78.9	97.5	110.9	120.1	119.5	119.6	118.2	130.6	120.1	111.9	116.7	136.1
115.3	122.2	107.2	2.6	19.8	84.9	117.8	117.1	117.2	109.8	112.2	119.3	122.1	125.5	120.2	106.1
127.2	126.4	122.5	32.5	72.9	115.1	104.5	106.8	120.2	127.4	135.6	132.9	126.1	125.1	133.6	107.4
114.9	120.4	112.6	41.8	72.6	101.1	97.7	102.8	112.9	111.9	123.8	111.1	115.2	120.0	129.1	102.1
137.3	131.8	128.4	25.0	70.3	131.0	114.5	115.2	132.4	148.7	151.7	154.3	133.4	128.4	134.2	102.3
134.1	127.8	136.5	26.7	84.7	105.1	90.3	88.3	98.7	101.3	116.0	131.1	139.2	131.6	148.2	148.9
125.7	125.9	114.1	37.1	73.0	129.9	122.4	117.9	127.4	124.4	127.5	134.6	128.8	127.0	126.8	116.0
121.7	125.1	113.3	24.3	56.8	122.4	102.8	102.3	116.0	115.8	121.5	126.5	118.3	120.1	119.2	109.1
119.7	122.9	111.9	64.9	95.7	128.8	125.8	114.2	129.6	119.5	129.4	135.5	130.1	130.7	131.7	122.5
124.7	117.7	101.7	51.6	80.3	118.1	131.7	123.8	122.3	120.2	123.7	141.7	125.9	119.8	112.8	116.5
139.0	137.3	128.6	11.1	63.7	151.9	137.3	138.4	145.0	145.5	137.0	138.6	144.5	139.1	144.4	117.9
120.8	118.8	120.5	86.7	91.2	118.4	118.3	116.2	119.0	122.4	119.6	128.3	126.2	129.4	137.5	119.3
125.1	119.9	117.5	66.3	69.7	100.3	98.4	96.9	98.7	104.5	104.9	112.0	109.7	115.8	115.7	93.3
114.9	116.1	115.5	87.1	91.6	111.7	110.9	110.1	113.1	112.2	108.2	119.0	115.2	120.3	126.5	106.2
105.7	121.3	123.9	131.3	139.3	149.6	151.6	150.7	161.1	150.0	135.9	138.4	125.7	147.3	153.5	149.9
121.3	120.3	133.4	125.1	131.3	162.9	167.5	162.3	166.3	171.9	165.2	174.5	176.4	169.3	197.3	189.5
124.6	113.2	105.8	43.9	65.3	105.6	113.4	113.5	114.9	117.9	116.4	118.1	123.4	110.2	114.2	105.8
122.9	114.0	106.3	32.7	58.3	98.6	111.0	113.7	111.8	120.9	120.8	125.9	123.3	113.1	115.6	102.9
112.7	116.2	105.8	56.8	72.1	128.3	132.0	123.4	123.2	122.4	120.5	119.3	118.1	114.6	114.2	113.7
133.3	110.8	105.4	44.6	66.6	97.0	103.9	107.2	112.3	112.7	110.5	111.3	126.7	105.2	113.2	103.1
128.0	110.2	113.6	80.0	111.7	150.5	148.5	138.7	143.5	144.9	136.1	138.3	138.2	121.5	129.3	136.1
130.4	108.5	113.6	75.9	108.4	152.1	151.9	141.8	149.3	151.7	142.5	144.3	142.2	121.8	130.6	134.3
123.2	109.6	110.0	84.6	111.8	141.2	132.6	127.1	135.0	134.1	115.3	122.4	130.9	116.0	120.1	135.2
117.5	121.6	117.4	101.6	132.5	149.7	142.9	130.3	115.2	112.0	116.5	116.4	119.7	124.5	130.2	148.8
124.6	112.6	110.5	34.6	68.0	122.1	121.8	127.6	119.9	118.7	122.9	120.9	124.4	116.3	133.7	129.9
129.1	116.3	112.2	35.2	65.5	128.7	129.3	129.0	115.6	124.4	126.1	132.1	131.0	124.8	149.8	152.0
112.1	100.1	103.4	29.1	63.6	103.2	89.6	117.4	112.5	93.3	112.0	106.5	108.8	99.3	105.8	90.2
123.8	114.3	103.0	20.7	56.0	113.0	120.8	124.9	130.8	122.0	115.7	111.6	121.5	109.5	114.3	110.4
126.0	115.2	122.1	54.5	96.8	133.0	141.9	140.6	138.7	131.5	133.8	105.8	124.0	113.8	129.2	119.0

7c Indeks Pengeluaran Perindustrian Sektor Pembuatan mengikut Kumpulan -Bulanan
Industrial Production Index of Manufacturing Sector by Group - Monthly

Bil. No.	Wajaran Weights 2015	Kod Codes	Keterangan Subsektor Sub-sector Description	2021					2022				
				Mei	Jun	Jul.	Ogo.	Sep.	Okt.	Nov.	Dis.	Jan.	Feb.
	68.25	C	PEMBUATAN MANUFACTURING	120.4	126.9	119.1	125.4	132.3	137.6	137.7	138.5	136.1	126.4
1	8.55		Makanan, Minuman dan Tembakau Food, Beverages and Tobacco	117.2	116.9	115.2	122.8	134.6	131.3	126.2	126.3	121.6	110.5
1.1	7.39	10	Pembuatan produk makanan <i>Manufacture of food products</i>	118.4	127.9	125.5	131.5	140.6	131.7	126.1	124.9	120.8	107.8
1.2	0.65	11	Pembuatan minuman <i>Manufacture of beverages</i>	117.9	83.0	88.0	120.0	127.1	137.1	132.9	142.4	129.4	121.0
1.3	0.52	12	Pembuatan produk tembakau <i>Manufacture of tobacco products</i>	99.4	3.1	2.4	2.4	59.2	118.4	117.9	126.9	123.7	137.1
2	1.33		Produk Tekstil, Pakaian, Kulit dan Kasut Textiles, Wearing Apparel, Leather Products and Footwear	102.0	98.4	92.5	102.8	119.4	131.4	143.8	138.5	132.4	131.1
2.1	0.58	13	Pembuatan tekstil <i>Manufacture of textiles</i>	102.5	111.9	100.2	104.0	124.0	120.5	137.5	119.8	124.8	127.7
2.2	0.60	14	Pembuatan pakaian <i>Manufacture of wearing apparel</i>	90.7	90.3	91.5	108.3	123.0	148.4	155.4	157.4	137.3	132.9
2.3	0.15	15	Pembuatan produk kulit dan barangan berkaitan <i>Manufacture of leather and related products</i>	146.2	79.0	67.0	76.2	86.8	104.6	121.1	134.3	141.8	137.1
3	4.56		Produk Kayu, Perabot, Keluaran Kertas dan Percetakan Wood Products, Furniture, Paper Products and Printing	111.7	106.3	93.3	104.9	120.8	126.1	139.5	143.4	139.9	133.1
3.1	1.44	16	Pembuatan kayu dan produk kayu dan gabus, kecuali perabot; pembuatan bagi artikel jerami dan bahan-bahan <i>Manufacture of wood and products of wood and cork, except furniture; manufacture of articles of straw and plaiting materials</i>	107.7	100.3	79.2	100.0	113.8	121.8	136.6	137.2	131.6	128.2
3.2	1.15	17	Pembuatan kertas dan produk kertas <i>Manufacture of paper and paper products</i>	114.2	129.0	122.8	129.8	147.9	139.9	154.6	152.4	149.2	138.8
3.3	0.93	18	Percetakan dan penerbitan semula media rakaman <i>Printing and reproduction of recorded media</i>	110.8	94.2	98.8	110.6	118.7	119.9	125.8	145.9	127.6	120.8
3.4	1.04	31	Pembuatan perabot <i>Manufacture of furniture</i>	115.3	99.9	75.5	79.1	102.1	122.4	139.0	139.8	151.9	144.6
4	20.60		Produk Petroleum, Kimia, Getah dan Plastik Petroleum, Chemical, Rubber and Plastic Products	122.9	140.8	135.2	132.5	126.2	130.1	129.8	131.0	126.3	126.5
4.1	9.36	19	Pembuatan kok dan produk petroleum bertapis <i>Manufacture of coke and refined petroleum products</i>	107.0	117.6	122.6	116.3	107.9	114.9	121.3	112.8	111.8	114.1
4.2	6.37	20	Pembuatan kimia dan produk kimia <i>Manufacture of chemicals and chemical products</i>	103.6	128.7	115.1	122.3	121.1	124.9	118.9	131.3	123.4	125.8
4.3	0.38	21	Pembuatan produk farmaseutikal asas, kimia perubatan dan botani <i>Manufacture of basic pharmaceuticals, medicinal chemical and botanical products</i>	149.4	166.1	165.1	170.3	184.8	177.7	162.0	167.7	150.8	155.2
4.4	4.49	22	Pembuatan produk getah dan plastik <i>Manufacture of rubber and plastics products</i>	181.5	204.3	187.7	177.5	166.8	164.9	160.4	165.5	158.5	150.6
5	9.11		Produk Mineral Bukan Logam, Logam Asas dan Produk Logam yang Direka Non-metallic Mineral Products, Basic Metal and Fabricated Metal Products	97.5	83.2	82.1	98.8	111.7	122.0	125.2	124.4	131.1	116.1
5.1	2.97	23	Pembuatan produk galian bukan logam lain <i>Manufacture of other non-metallic mineral products</i>	86.3	70.8	69.8	93.7	100.5	119.3	125.2	129.5	130.0	119.9
5.2	2.35	24	Pembuatan logam asas <i>Manufacture of basic metals</i>	104.8	93.6	91.5	111.8	124.4	126.8	128.0	128.3	125.7	120.6
5.3	3.79	25	Pembuatan produk logam yang direka, kecuali mesin dan kelengkapan <i>Manufacture of fabricated metal products, except machinery and equipment</i>	101.8	86.3	86.0	94.7	112.4	121.2	123.5	118.1	135.2	110.2
6	18.23		Produk Peralatan Elektrik dan Elektronik Electrical and Electronics Products	135.9	163.2	145.9	152.2	161.2	164.6	160.4	163.5	158.1	137.1
6.1	13.89	26	Pembuatan komputer, produk elektronik dan optikal <i>Manufacture of computer, electronics and optical products</i>	134.9	166.2	149.4	155.9	168.0	172.0	168.0	171.7	165.0	138.6
6.2	2.20	27	Pembuatan kelengkapan elektrik <i>Manufacture of electrical equipment</i>	130.5	150.2	131.4	133.1	147.5	150.4	134.2	143.7	145.1	134.7
6.3	2.14	28	Pembuatan jentera dan peralatan t.t.t.l. <i>Manufacture of machinery and equipment n.e.c.</i>	147.4	157.5	138.0	147.3	131.2	131.6	138.3	130.5	127.0	129.9
7	5.87		Kelengkapan Pengangkutan dan Pembuatan Lain Transport Equipment and Other Manufactures	114.8	69.9	68.5	83.8	104.7	123.9	128.5	122.5	129.5	125.6
7.1	3.17	29	Pembuatan kenderaan bermotor, treler dan semi treler <i>Manufacture of motor vehicles, trailers and semi-trailers</i>	128.6	55.2	57.0	69.6	95.5	130.7	130.5	129.9	137.6	137.1
7.2	1.19	30	Pembuatan kelengkapan pengangkutan lain <i>Manufacture of other transport equipment</i>	82.0	80.2	68.7	105.7	114.1	95.5	115.6	109.2	110.7	103.0
7.3	0.74	32	Pembuatan lain <i>Other manufacturing</i>	109.5	78.9	76.3	82.6	119.2	128.0	123.2	116.4	123.5	117.1
7.4	0.76	33	Mbaiki dan pemasangan jentera dan kelengkapan <i>Repair and installation of machinery and equipment</i>	114.2	106.3	108.4	110.1	114.1	135.8	145.2	118.6	131.6	121.5

2023															
Mac	Apr.	Mei	Jun	Jul.	Ogo.	Sep.	Okt.	Nov.	Dis.	Jan.	Feb.	Mac	Apr.	Mei	Jun
137.2	130.4	128.8	145.2	136.9	144.5	146.1	143.4	144.4	142.6	137.9	132.4	142.8	126.5	135.4	142.8
119.9	127.7	122.7	126.1	128.1	136.8	141.3	133.5	132.2	130.6	127.0	122.0	129.0	121.5	137.0	129.7
119.3	126.3	123.4	128.0	132.0	141.5	145.7	136.5	132.4	130.8	125.5	121.0	127.9	119.4	136.0	130.8
125.0	150.6	129.6	132.7	132.8	137.8	142.1	138.7	140.1	143.4	127.2	118.2	124.2	142.4	143.9	134.9
122.2	118.6	104.0	90.0	67.8	69.5	77.0	85.1	119.9	111.1	147.9	142.4	151.9	126.2	141.6	107.9
140.7	112.5	107.1	110.6	109.1	116.1	129.0	129.1	144.9	137.9	130.0	133.6	143.4	115.3	113.6	114.1
135.9	106.3	106.1	116.0	110.9	114.0	130.8	122.0	132.6	118.8	119.0	123.5	132.5	102.9	105.0	109.1
143.0	109.4	95.5	96.5	100.4	111.0	123.5	136.4	155.8	153.0	135.2	140.2	148.8	115.3	105.3	109.1
150.5	149.5	158.2	147.0	137.1	145.4	144.4	126.9	148.2	151.0	152.1	145.8	163.9	163.1	181.0	153.6
136.2	127.7	121.5	124.6	119.3	122.3	131.3	126.5	134.6	137.2	131.3	132.6	129.6	120.2	125.4	124.4
131.1	117.7	117.9	118.1	112.8	113.1	122.1	121.9	120.7	119.6	112.5	125.0	119.5	106.0	116.2	113.6
138.1	132.3	122.6	142.6	139.9	145.6	162.6	143.4	155.2	156.0	152.5	146.6	142.8	134.1	131.1	145.5
116.6	126.4	120.3	112.5	108.9	119.8	127.3	126.4	136.8	151.4	130.9	126.7	120.9	130.3	131.1	121.3
158.5	137.6	126.4	124.5	114.8	111.5	112.8	114.2	128.9	128.1	134.1	133.0	136.5	115.5	126.7	118.6
137.7	117.8	120.7	141.3	136.6	139.6	134.4	134.2	130.3	129.9	128.9	128.8	141.2	113.9	124.4	134.7
129.9	92.4	109.1	130.5	129.6	131.2	124.5	127.1	123.2	116.7	124.2	121.5	138.2	93.8	115.7	116.4
127.9	116.8	112.1	131.6	119.6	128.0	126.2	125.1	124.7	131.8	124.6	129.2	133.7	118.2	118.9	140.8
162.7	159.9	154.9	173.4	180.8	184.9	191.1	181.9	165.0	175.9	155.9	169.3	170.8	163.9	160.1	165.3
165.8	168.7	154.3	174.9	171.5	170.0	161.8	157.7	150.2	150.9	142.4	139.8	155.5	145.3	147.1	161.7
120.6	111.2	102.7	104.0	101.7	112.2	118.8	125.7	126.6	127.1	130.3	123.6	126.6	114.8	111.0	109.4
123.2	110.7	91.6	93.6	94.0	109.3	110.7	123.5	125.4	132.3	131.5	126.1	128.7	112.7	95.0	96.9
125.4	121.4	113.1	111.3	111.6	124.5	126.1	129.1	129.8	124.4	119.8	126.8	131.6	125.1	121.2	116.4
115.6	105.1	104.8	107.7	101.6	107.0	120.7	125.4	125.5	124.7	135.8	119.6	121.9	110.2	117.3	114.9
153.3	155.4	157.1	190.8	171.1	182.0	186.3	179.0	179.8	175.3	158.8	144.6	161.8	151.7	160.0	184.0
157.4	156.5	160.3	198.4	176.9	189.5	196.1	189.7	191.7	184.7	166.3	147.6	166.9	153.7	161.1	190.4
147.0	149.8	142.2	164.8	145.6	147.2	161.5	157.2	139.3	146.4	141.1	137.0	147.3	142.1	153.0	164.2
133.7	153.6	151.2	168.4	159.8	168.9	148.1	132.1	144.2	143.9	128.6	133.1	143.5	148.9	160.6	163.3
135.9	137.4	129.1	132.8	118.9	130.1	127.4	123.4	136.8	133.0	139.9	136.0	144.6	125.0	145.4	135.1
149.0	159.7	147.1	154.1	131.1	144.1	129.5	123.3	142.8	145.2	154.3	150.2	163.6	134.9	170.8	153.8
108.4	96.2	89.9	92.3	83.8	112.6	122.8	107.1	119.0	112.1	111.1	108.6	110.4	96.9	96.3	98.6
119.1	112.9	121.2	111.3	112.0	100.2	122.9	128.5	129.8	119.6	124.7	122.9	120.1	113.5	131.6	112.3
141.2	132.8	123.2	128.3	130.2	128.4	129.7	143.8	146.7	127.7	139.4	133.0	142.8	139.1	130.1	135.9

Muka surat ini sengaja dibiarkan kosong
This page is deliberately left blank

Nota Teknikal
Technical Notes



Muka surat ini sengaja dibiarkan kosong
This page is deliberately left blank

OBJEKTIF

Objektif utama penerbitan ini ialah untuk menyediakan indikator tambahan kepada pengguna dalam menilai prestasi semasa sektor Pembuatan di Malaysia.

SKOP DAN LIPUTAN

Data kapasiti penggunaan Pembuatan dipungut dalam Survei Pembuatan Bulanan yang meliputi seluruh Malaysia. Penerbitan ini memaparkan statistik kapasiti penggunaan industri Pembuatan di Malaysia di peringkat Bahagian (2-digit), Kumpulan (3-digit) dan negeri mulai Januari 2015 yang diterbitkan buat kali pertama pada Mei 2023.

Statistik bagi industri yang mempunyai perwakilan kurang daripada tiga pertubuhan telah digabungkan kepada industri terhampir bagi memelihara kerahsiaan responden seperti mana yang termaktub dalam Akta Perangkaan 1965 (Disemak - 1989).

Sektor Pembuatan	MSIC (2-digit)	Keterangan Subsektor
2 5 1 Industri Seksyen C - 24 Bahagian yang terdiri daripada 71 kumpulan aktiviti pembuatan	10, 11, 12	Makanan, minuman dan tembakau
	13, 14, 15	Tekstil, pakaian, kulit dan kasut
	16, 17, 18, 31	Produk kayu, perabot, keluaran kertas dan percetakan
	19, 20, 21, 22	Petroleum, kimia, getah dan plastik
	23, 24, 25	Produk mineral bukan logam, logam asas dan produk logam yang direka
	26, 27, 28	Produk elektrik dan elektronik
	29, 30, 32, 33	Kelengkapan pengangkutan dan pembuatan lain

SUMBER STATISTIK

Rangka statistik bagi survei ini adalah daripada *Malaysia Statistical Business Register* (MSBR). MSBR adalah senarai pertubuhan/perusahaan yang beroperasi di Malaysia yang merangkumi Daftar Syarikat (ROC), Daftar Perniagaan (ROS) dan Perkongsian Liabiliti Terhad (LLP) yang berdaftar dengan Suruhanjaya Syarikat Malaysia (SSM) serta pertubuhan yang berdaftar dengan pihak berkuasa tempatan (PBT) dan badan profesional. Senarai di MSBR dikemaskini secara berkala berdasarkan survei dan banci yang dijalankan oleh Jabatan Perangkaan Malaysia (DOSM) dan sumber data pentadbiran daripada agensi lain. Sumber utama data pentadbiran adalah daripada SSM. Selain itu, DOSM juga bekerjasama untuk mendapatkan maklumat terkini daripada agensi lain seperti Kumpulan Wang Simpanan Pekerja (KWSP), Jabatan Kastam Diraja Malaysia (JKDM), Lembaga Hasil Dalam Negeri Malaysia (LHDNM) dan PBT.

Rangka dikemaskini dengan mengambil kira pertubuhan baharu dan merekodkan perubahan status yang berlaku terhadap pertubuhan tersebut seperti tutup, tidak beroperasi, perubahan jenis aktiviti dan lokasi perniagaan/ alamat pos bagi memastikan maklumat yang terdapat dalam rangka adalah yang terkini.

JENIS AKTIVITI PERNIAGAAN

Jenis aktiviti perniagaan merujuk kepada aktiviti utama dan sekunder. Aktiviti utama merujuk kepada aktiviti yang mana pertubuhan menumpukan sebahagian besar sumbernya atau memberi sumbangan besar dari segi pendapatan. Aktiviti sekunder didefinisikan sebagai aktiviti sampingan kepada aktiviti utama. Klasifikasi industri bagi pertubuhan adalah berasaskan kepada aktiviti utama berdasarkan kepada Piawaian Klasifikasi Industri Malaysia (MSIC 2008) Versi 1.0. MSIC 2008 adalah selaras dengan *International Standard Industrial Classification of All Economic Activities (ISIC), Rev. 4, United Nations* dengan pengubahsuaian mengikut keperluan tempatan.

KONSEP DAN DEFINISI

Konsep dan definisi yang digunakan selari dengan manual *International Recommendations for Industrial Statistics 2008, United Nations Statistics Division*. Takrif Pembuatan yang digunakan dalam survei ini adalah selaras dengan MSIC 2008 Versi 1.0.

Pembuatan ditakrifkan sebagai perubahan fizikal atau kimia ke atas bahan atau komponen menjadi produk baru sama ada kerja itu dilakukan oleh jentera yang dijalankan oleh kuasa atau yang dijalankan dengan tangan, sama ada dijalankan dalam kilang atau di rumah pekerja dan sama ada barang keluaran dijual secara borong atau runcit.

Kapasiti penggunaan merujuk kepada nisbah output sebenar yang dihasilkan berbanding pengeluaran output pada kapasiti penuh melalui gabungan optimum mesin, bahan mentah dan buruh.

Industri berorientasikan Eksport dikelaskan berdasarkan kepada treshhold nilai eksport melebihi 50 peratus daripada nilai jualan di peringkat agregat MSIC 3-digit dan 2-digit manakala industri dengan nilai eksport di bawah treshhold berkenaan dikelaskan sebagai **industri berorientasikan Domestik**. Penentuan pengelasan tersebut dibuat menggunakan data daripada Banci Ekonomi 2011, Banci Ekonomi 2016, Survei Ekonomi Tahunan 2018 dan Statistik Perdagangan Luar Negeri Bulanan.

REKA BENTUK PENSAMPELAN

Reka bentuk pensampelan bagi survei ini adalah pensampelan rawak strata satu peringkat. Pertubuhan dikelaskan sebagai unit pensampelan manakala beberapa kategori strata telah dikenalpasti.

Setiap strata telah dibentuk kepada tiga (3) substrata untuk memastikan sampel yang diagihkan mengambil kira ciri-ciri ekonomi strata tersebut. Substrata utama bersifat heterogen dan diliputi secara penuh, manakala substrata selainnya bersifat homogen disampelan.

Substrata utama meliputi pertubuhan kategori besar dan yang mempunyai jumlah hasil yang signifikan dalam industri berkaitan manakala bagi substrata kedua dan ketiga berdasarkan kategori Perusahaan Mikro, Kecil dan Sederhana (PMKS).

SAIZ SAMPEL

Statistik utama yang digunakan untuk penganggaran saiz sampel adalah nilai jualan. Formula yang digunakan dalam penganggaran saiz sampel bagi strata adalah seperti berikut:

$$n = \frac{(\sum N_i S_i)^2}{V + \sum N_i S_i^2}$$

di mana:

n	= saiz sampel	N_i	= saiz populasi bagi strata i
S_i^2	= varian bagi strata i	V	= varian sasaran

$$V = RSE^2 \cdot \left(\frac{\hat{Y}_i}{Z}\right)^2$$

di mana:

\hat{Y}_i	= jumlah nilai jualan bagi strata i	RSE	= ralat piawai relatif
Z	= nilai aras keyakinan		

Sampel akan diagihkan kepada substrata dalam industri liputan dengan menggunakan kaedah *Neyman Allocation* seperti berikut:

$$n_{hi} = \left(\frac{N_h S_h}{\sum N_h S_h}\right) n_i$$

$$h = 2, 3 \text{ dan } 4$$

$$i = 1, 2, \dots$$

di mana:

n_{hi}	= saiz sampel bagi substrata h dalam strata i	N_h	= saiz populasi bagi substrata h
S_h	= sisihan piawai bagi substrata h	n_i	= saiz sampel bagi strata i
h	= substrata	i	= strata

Pertubuhan kategori substrata utama diliputi sepenuhnya, manakala pertubuhan bagi substrata kedua dan ketiga dipilih secara rawak mengikut kaedah pensampelan bersistematik.

PROSEDUR PENGIRAAN

Statistik kapasiti penggunaan Pembuatan disusun mengikut subsektor, Bahagian (2-digit), Kumpulan (3-digit) dan negeri. Pengiraan statistik kapasiti penggunaan Pembuatan (CU) di peringkat Malaysia (1D),

$$CU(1D) = \frac{\sum_{k=1}^{24} [CU(2D) \times WVA(2D)]_k}{WVA(1D)}$$

di mana:

$WVA(2D)$	= wajaran nilai ditambah bagi MSIC Bahagian (2-digit)	$WVA(1D)$	= 1
-----------	---	-----------	-----

$CU(2D)$	= CU bagi MSIC Bahagian (2-digit)	k	= 1,2,3,...,24 iaitu 24 Bahagian (2-digit)
----------	-----------------------------------	-----	--

Prosedur pengiraan yang sama digunakan untuk mendapatkan kapasiti penggunaan Pembuatan di peringkat negeri.

UNIT PELAPOR

Unit pelapor bagi survei ini ialah pertubuhan. Sesebuah pertubuhan secara ideal ditakrifkan sebagai “satu unit ekonomi yang bergiat di bawah satu hak milik atau penguasaan tunggal, iaitu di bawah satu entiti yang sah dan menjalankan satu jenis aktiviti ekonomi utama di satu lokasi fizikal”. Setiap pertubuhan diberikan klasifikasi industri berdasarkan aktiviti utamanya dan bukannya mengikut aktiviti syarikat induk. Bagi kes entiti yang mempunyai pelbagai aktiviti, unit yang terlibat dalam aktiviti yang berlainan dalam lokasi yang sama membentuk pertubuhan yang berbeza.

Oleh itu, setiap cawangan daripada organisasi yang mempunyai pelbagai cawangan di lokasi yang berbeza dari segi konsep dianggap sebagai pertubuhan yang berlainan. Pertubuhan berkenaan diminta memberikan penyata yang berasingan bagi setiap kegiatannya dari segi nilai. Walau bagaimanapun, dari segi praktis akaun biasanya disediakan secara berpusat kerana kesukaran untuk memperoleh data yang berasingan bagi setiap unit atau cawangan. Entiti atau ‘enterprise’ ini akan dianggap sebagai satu unit pelapor dan dibenarkan mengemukakan soal selidik yang menggabungkan semua unit atau cawangannya.

KEPERLUAN KERAHSIAAN

Survei ini dijalankan di bawah peruntukan Akta Perangkaan 1965 (Disemak 1989). Akta ini mensyaratkan bahawa kandungan penyata individu adalah SULIT. Selaras dengan peruntukan dalam Akta tersebut, hanya angka agregat akan diterbitkan.

PINDAAN

Pindaan akan dibuat ke atas statistik yang telah diterbitkan berdasarkan data terkini yang diperolehi.

SIMBOL DAN SINGKATAN

Simbol-simbol berikut telah digunakan dalam keseluruhan penerbitan:

t.t.t.l. : Tidak terkelas di tempat lain

ST : Suku Tahunan

% : Peratus

CU : Kapasiti Penggunaan

W.P. : Wilayah Persekutuan

OBJECTIVE

The main objective of this publication is to provide additional indicators for the users in assessing the performance of the Manufacturing sector in Malaysia.

SCOPE AND COVERAGE

Manufacturing capacity utilisation data was collected from the Monthly Manufacturing Survey which covered the whole Malaysia. This publication presents statistics on the Manufacturing capacity utilisation at Division (2-digit), Group (3-digit) and state level since January 2015 which was released for the first time in May 2023.

Statistics for industries with less than three establishments was combined to the closest industry to ensure the confidentiality of the respondents as stipulated under the Statistics Act 1965 (Revised-1989).

Manufacturing sector	MSIC (2-digit)	Sub-sector Description
251 Industries Section C - 24 Divisions consist of 71 groups in manufacturing activities	10, 11, 12	Food, beverages and tobacco
	13, 14, 15	Textiles, wearing apparel, leather and footwear
	16, 17, 18, 31	Wood products, furniture, paper products and printing
	19, 20, 21, 22	Petroleum, chemical, rubber and plastics
	23, 24, 25	Non-metallic mineral products, basic metal and fabricated metal products
	26, 27, 28	Electrical and electronic products
	29, 30, 32, 33	Transport equipment and other manufacturers

STATISTICAL FRAME

The statistical frame of this survey is from the Malaysia Statistical Business Register (MSBR). MSBR is a list of organisations/ enterprises operating in Malaysia that includes the Register of Companies (ROC), Register of Business (ROB) and Limited Liability Partnership (LLP) registered with the Companies Commission of Malaysia (CCM) as well as organisations registered with local authorities (PBT) and professional bodies. The list in MSBR is updated regularly based on surveys and censuses conducted by the Department of Statistics Malaysia (DOSM) and administrative data sources from various agencies. The main source of administrative data is from the CCM. In addition, DOSM also works together to obtain the latest information from other agencies such as the Employees' Provident Fund (EPF), the Royal Malaysian Customs Department (JKDM), the Inland Revenue Board of Malaysia (LHDNM) and PBT.

The frame is updated to take into account new establishments and to record any changes in the Status of the establishments such as closed down, not in operation, change in activity and location/ correspondence address to ensure the frame is at the current status.

TYPE OF BUSINESS

Type of business activity is divided into primary and secondary. The primary activity refers to the activities which focus on its main resources and income. Secondary activities are defined as those incidental or ancillary to the primary activity. The classification of the establishment's industry is based on the primary activity based on the Malaysia Standard Industrial Classification (MSIC 2008) Version 1.0. The MSIC 2008 conforms to the International Standard Industrial Classification of All Economic Activities (ISIC), Rev. 4, United Nations, with modifications to suit local conditions.

CONCEPT AND DEFINITION

Concepts and definitions used are in line with the manual of Recommendations for Industrial Statistics 2008, United Nations Statistics Division. The definition of manufacturing used in this survey is consistent with MSIC 2008 Ver. 1.0.

Manufacturing is defined as the physical or chemical transformation of materials or components into new products, whether the work is performed by power-driven machines or by hand, whether it is done in a factory or in the worker's home, and whether the products are sold at wholesale or retail.

Capacity utilisation refers to a ratio of actual output produced to the production of output at full capacity through an optimal combination of machinery, raw materials and labour.

Export-oriented industry classified based on the threshold of value of exports exceeding 50 per cent of the sales value at aggregated of MSIC 3-digit and 2-digit while the industries which value of exports below the threshold are classified as **Domestic-oriented industry**. The determination of classification was conducted using data from the Economic Census 2011, Economic Census 2016, Annual Economic Survey 2018 and Monthly External Trade Statistics.

SAMPLING DESIGN

Sampling design of the survey is a one-stage stratified random sampling. The establishment is classified as sampling unit while a few categories of stratum was identified.

Each stratum has been set up to three (3) substrata to ensure the distributed sample takes into account the economic characteristics of the stratum. The main substratum is heterogeneous and was fully covered, whereas other substratum that are homogeneous were sampled.

Main substratum include large establishments which have a significant total revenue in the respective industry while for the second and third substratum are based on Micro, Small and Medium Enterprise (SME) categories.

SAMPLE SIZE

The main statistics used to estimate the sample size is the sales value. The formula used in the estimation of the sample size for a stratum is as follows:

$$n = \frac{(\sum N_i S_i)^2}{V + \sum N_i S_i^2}$$

where:

n	= sample size	N_i	= population size for stratum i
S_i^2	= variance for stratum i	V	= desired variance

$$V = RSE^2 \cdot \left(\frac{\hat{Y}_i}{Z}\right)^2$$

where:

\hat{Y}_i	= estimated sales value for stratum i	RSE	= relative standard error
Z	= value of confidence level		

Sample is distributed to substratum of the industry using Neyman Allocation method as follows:

$$n_{hi} = \left(\frac{N_h S_h}{\sum N_h S_h}\right) n_i$$

$h = 2, 3 \text{ and } 4$

$i = 1, 2, \dots$

where:

n_{hi}	= sample size for substratum h of stratum i	N_h	= population size for substratum h
S_h	= standard deviation for substratum h	n_i	= sample size for stratum i
h	= substratum	i	= stratum

Establishments of the main substratum were fully covered while establishments of the second and third substratum were randomly selected using systematic random sampling.

COMPUTATIONAL PROCEDURE

Manufacturing capacity utilisation statistics was compiled by sub-sector, Division (2-digit), Group (3-digit) and state. Calculation of Manufacturing capacity utilisation (CU) at Malaysia level (1D),

$$CU(1D) = \frac{\sum_{k=1}^{24} [CU(2D) \times WVA(2D)]_k}{WVA(1D)}$$

where:

$WVA(2D)$	= Weighted of value-added by MSIC Division (2-digit)	$WVA(1D)$	= 1
-----------	--	-----------	-----

$CU(2D)$	= CU by MSIC Division (2-digit)	k	= 1, 2, 3, ..., 24 which 24 Division 2-digit
----------	---------------------------------	-----	--

The same procedure was used to derive Manufacturing capacity utilisation at the state level.

REPORTING UNIT

The reporting unit used in the survey was the establishment. The establishment is defined as “an economic unit engaged in one activity, under a single legal entity and operating in a single physical location”. Each establishment was assigned an industry classification based on its principal activity. In the case of a multi-activity entity, units engaged in separate activities in the same location constituted distinct establishments. Thus, each branch of a multi-branch organization at a different location was conceptually treated as a different establishment. The establishment was requested to give separate returns for each activity in terms of value. However, if in practice, the accounts were centrally kept such that it was not possible to obtain separate data for each individual unit or branch. The entity or enterprise was treated as a single reporting unit and allowed to submit a consolidated questionnaire covering all the units or branches.

CONFIDENTIALITY REQUIRED

The survey is conducted under the provisions of the Statistics Act 1965 (Revised-1989). The Act stipulates that the contents of individual returns are confidential. In conformity with the stipulations of this Act, only aggregated figures are published.

REVISIONS

Revisions will be made to the published figures based on the latest data available.

SYMBOLS AND ABBREVIATIONS

The following symbols have been used throughout the publication:

n.e.c. : Not elsewhere classified

Q : Quarter

% : Percent

CU : Capacity Utilisation

W.P. : Wilayah Persekutuan
