



KEMENTERIAN EKONOMI  
JABATAN PERANGKAAAN MALAYSIA

**PERANGKAAAN GETAH BULANAN**  
**MONTHLY RUBBER STATISTICS**

**2023**  
**JUN/JUNE**

**JABATAN PERANGKAAAN MALAYSIA**  
DEPARTMENT OF STATISTIC MALAYSIA







KEMENTERIAN EKONOMI  
JABATAN PERANGKAAN MALAYSIA

**JUN 2023**  
**JUNE**

## **PERANGKAAN GETAH BULANAN** **MONTHLY RUBBER STATISTICS**

### **Pemakluman**

Jabatan Perangkaan Malaysia (DOSM) sedang menjalankan Banci Ekonomi pada tahun 2023. DOSM amat menghargai kerjasama daripada responden dalam memberikan maklumat kepada DOSM serta menjayakan banci ini. Sila layari [www.dosm.gov.my](http://www.dosm.gov.my) untuk maklumat lanjut.

DOSM telah melancarkan OpenDOSM NextGen sebagai medium yang menyediakan katalog data dan visualisasi bagi memudahkan pengguna menganalisis pelbagai data. OpenDOSM NextGen ialah platform perkongsian data sumber terbuka dan boleh diakses melalui portal <https://open.dosm.gov.my>.

Kerajaan Malaysia telah mengisytiharkan Hari Statistik Negara (MyStats Day) pada 20 Oktober setiap tahun. Tema sambutan MyStats Day adalah "Connecting the World with Data We Can Trust"

### **Announcement**

*The Department of Statistics Malaysia (DOSM) is conducting the Economic Census in 2023. DOSM greatly appreciates the cooperation of respondents in providing and ensuring the success of the census. Please visit [www.dosm.gov.my](http://www.dosm.gov.my) for more information.*

*DOSM has launched OpenDOSM NexGen as a medium that provides a catalogue of data and visualisation to facilitate users in analysing various data. OpenDOSM NexGen is an open source data sharing platform and accessible through <https://open.dosm.gov.my> portal.*

*The Government of Malaysia has declared National Statistics Day (MyStats Day) on October 20 each year. MyStats Day theme is "Connecting the World with Data We Can Trust".*

**JABATAN PERANGKAAN MALAYSIA**  
DEPARTMENT OF STATISTICS MALAYSIA

Diterbitkan dan dicetak oleh / *Published and printed by:*

**Jabatan Perangkaan Malaysia**

***Department of Statistics, Malaysia***

Blok C6 & C7, Kompleks C,

Pusat Pentadbiran Kerajaan Persekutuan,

62514 Putrajaya,

**MALAYSIA**

Tel. : 03-8885 7000  
Faks : 03-8888 9248  
Portal : <https://www.dosm.gov.my>  
Facebook / Twitter / Instagram : StatsMalaysia  
Emel / *Email* : info@dosm.gov.my (pertanyaan umum / *general enquiries*)  
data@dosm.gov.my (pertanyaan & permintaan data /  
*data request & enquiries*)

Harga / *Price* : RM5.00

Diterbitkan pada Ogos 2023 / *Published on August 2023*

**Hakcipta terpelihara / *All rights reserved.***

Tiada bahagian daripada terbitan ini boleh diterbitkan semula, disimpan untuk pengeluaran atau ditukar dalam apa-apa bentuk atau alat apa jua pun kecuali setelah mendapat kebenaran daripada Jabatan Perangkaan Malaysia.

Pengguna yang mengeluarkan sebarang maklumat dari terbitan ini sama ada yang asal atau diolah semula hendaklah meletakkan kenyataan berikut:

“Sumber : Jabatan Perangkaan Malaysia”.

*No part of this publication may be reproduced or distributed in any form or by any means or stored in data base without the prior written permission from Department of Statistics, Malaysia. Users reproducing content of this publication with or without adaptation should quote the following:*

“Source : Department of Statistics, Malaysia.”

**ISSN 1675 - 4344**

## KATA PENGANTAR

Perangkaan Getah Bulanan, Malaysia, Jun 2023 merupakan penerbitan bulanan yang memaparkan statistik pengeluaran, import, eksport, penggunaan domestik, stok, harga, bilangan pekerja, gaji & upah dan produktiviti bagi estet getah berdasarkan Banci Getah Bulanan yang dilaksanakan oleh Jabatan Perangkaan Malaysia. Statistik ini merupakan petunjuk penting untuk dijadikan sebagai input yang bermanfaat kepada penyelidik, agensi kerajaan dan pembuat dasar bagi merancang, memantau serta menilai prestasi industri getah di Malaysia.

Ringkasan penemuan serta jadual statistik yang terperinci turut dimuatkan dalam penerbitan ini manakala aspek teknikal seperti skop & liputan, konsep dan definisi dinyatakan dalam nota teknikal bagi membantu pengguna memahami statistik yang diterbitkan.

Jabatan merakamkan setinggi-tinggi penghargaan atas kerjasama yang diberikan oleh responden dan juga semua pihak yang telah terlibat dalam penyediaan penerbitan ini. Setiap maklum balas dan cadangan penambahbaikan penerbitan pada masa akan datang amat dihargai.

**DATO' SRI DR. MOHD UZIR MAHIDIN**

Ketua Perangkawan Malaysia

Ogos 2023

## **PREFACE**

*Monthly Rubber Statistics, Malaysia, June 2023 is a monthly publication that shows statistics on production, imports, exports, domestic consumption, stocks, prices, number of employees, salaries & wages and productivity of rubber estates based on Monthly Rubber Census conducted by the Department of Statistics Malaysia. These statistics are important indicators as invaluable inputs to researches, government agencies and policy makers in planning, monitoring and evaluating the performance of rubber industry in Malaysia.*

*Summary of findings and detailed statistical tables are also included in this publication while the technical aspects on scope & coverage, concepts and definitions are stated in the technical notes to assist users to understand the published statistics.*

*The Department gratefully acknowledges the cooperation rendered by the respondents as well as all parties involved in the preparation of this publication. Every feedback and suggestion towards improving future publication is highly appreciated.*

**DATO' SRI DR. MOHD UZIR MAHIDIN**

*Chief Statistician Malaysia*

*August 2023*

# KANDUNGAN

## CONTENTS

	<b>Muka surat</b> <i>Page</i>
<b>Kata pengantar</b> <i>Preface</i>	i
<b>Senarai jadual statistik</b> <i>List of statistical tables</i>	iv
<b>Kalendar awalan keluaran 2022/2023</b> <i>Advance release calendar 2022/2023</i>	v
<b>Infografik</b> <i>Infographics</i>	viii
<b>Pengeluaran getah asli mengikut negara pengeluar, 2019-2023</b> <i>Production of natural rubber by producing countries, 2019-2023</i>	xii
<b>Perangkaan getah mengikut negara pengeluar, Jun 2023</b> <i>Rubber statistics by producing countries, June 2023</i>	xii
<b>Perangkaan utama getah, Malaysia, Jun 2023</b> <i>Principal statistics of rubber, Malaysia, June 2023</i>	xvi
<b>Pengeluaran, eksport, import, penggunaan domestik dan stok bulanan bagi getah asli 2021-2023</b> <i>Monthly production, exports, imports, domestic consumption and stocks of natural rubber 2021-2023</i>	xvi
<b>Ringkasan penemuan</b> <i>Summary of findings</i>	1
<b>Jadual statistik</b> <i>Statistical tables</i>	15
<b>Jadual statistik suku tahun</b> <i>Quarterly statistical tables</i>	31
<b>Nota Teknikal</b> <i>Technical notes</i>	37

# SENARAI JADUAL STATISTIK

## LIST OF STATISTICAL TABLES

Jadual Tables		Muka surat Page
1	<b>Penawaran dan permintaan getah asli</b> <i>Supply and demand of natural rubber</i>	15
2	<b>Pengeluaran getah asli mengikut hak milik</b> <i>Production of natural rubber by ownership</i>	16
3	<b>Eksport getah asli mengikut jenis terpilih</b> <i>Exports of natural rubber by selected type</i>	17
4	<b>Eksport getah asli mengikut negara yang dituju</b> <i>Exports of natural rubber by country of destination</i>	18
5	<b>Eksport Getah Mutu Malaysia (G.M.M.) mengikut gred</b> <i>Exports of Standard Malaysian Rubber (S.M.R.) by grade</i>	20
6	<b>Import getah asli mengikut jenis terpilih</b> <i>Imports of natural rubber by selected type</i>	21
7	<b>Import getah asli mengikut negara asal</b> <i>Imports of natural rubber by country of origin</i>	22
8	<b>Stok getah asli pada akhir bulan mengikut banci</b> <i>Stocks of natural rubber held at the end of the month by census</i>	23
9	<b>Pengeluaran dan stok lateks pekat</b> <i>Production and stocks of Concentrated Latex</i>	23
10	<b>Penggunaan domestik getah asli mengikut industri</b> <i>Domestic consumption of natural rubber by industry</i>	24
11	<b>Harga purata bulanan bagi getah asli</b> <i>Average monthly price of natural rubber</i>	25
12	<b>Guna tenaga dan gaji &amp; upah dibayar mengikut kategori pekerja di estet getah</b> <i>Employment and salaries &amp; wages paid in rubber estates by category of workers</i>	26
13	<b>Produktiviti pengeluaran dan penoreh bagi estet getah</b> <i>Productivity of production and tappers in rubber estates</i>	27
14	<b>Pengeluaran, keluasan ditoreh dan purata bilangan hari menoreh bagi estet getah mengikut negeri</b> <i>Production, tapped area and average number of tapping days in rubber estates by states</i>	28
15	<b>Penawaran dan permintaan getah asli mengikut suku tahun</b> <i>Supply and demand of natural rubber by quarter</i>	30
16	<b>Eksport getah asli mengikut negara yang dituju mengikut suku tahun</b> <i>Exports of natural rubber by country of destination by quarter</i>	31
17	<b>Import getah asli mengikut negara asal mengikut suku tahun</b> <i>Imports of natural rubber by country of origin by quarter</i>	32
18	<b>Penggunaan domestik getah asli mengikut industry mengikut suku tahun</b> <i>Domestic consumption of natural rubber by industry quarterly</i>	33



**KALENDAR AWALAN KELUARAN 2022/2023**  
*ADVANCE RELEASE CALENDAR 2022/2023*

<p>Tarikh Keluaran <i>Release Date</i></p> <p>• <b>13.01.2023</b></p> <p><b>November</b> <i>November</i> <b>2022</b></p>	<p>Tarikh Keluaran <i>Release Date</i></p> <p>• <b>7.02.2023</b></p> <p><b>Disember</b> <i>December</i> <b>2022</b></p>	<p>Tarikh Keluaran <i>Release Date</i></p> <p>• <b>14.03.2023</b></p> <p><b>Januari</b> <i>January</i> <b>2023</b></p>
<p>Tarikh Keluaran <i>Release Date</i></p> <p>• <b>12.04.2023</b></p> <p><b>Februari</b> <i>February</i> <b>2023</b></p>	<p>Tarikh Keluaran <i>Release Date</i></p> <p>• <b>9.05.2023</b></p> <p><b>Mac</b> <i>March</i> <b>2023</b></p>	<p>Tarikh Keluaran <i>Release Date</i></p> <p>• <b>8.06.2023</b></p> <p><b>April</b> <i>April</i> <b>2023</b></p>
<p>Tarikh Keluaran <i>Release Date</i></p> <p>• <b>10.07.2023</b></p> <p><b>Mei</b> <i>May</i> <b>2023</b></p>	<p>Tarikh Keluaran <i>Release Date</i></p> <p>• <b>8.08.2023</b></p> <p><b>Jun</b> <i>June</i> <b>2023</b></p>	<p>Tarikh Keluaran <i>Release Date</i></p> <p>• <b>8.09.2023</b></p> <p><b>Julai</b> <i>July</i> <b>2023</b></p>
<p>Tarikh Keluaran <i>Release Date</i></p> <p>• <b>10.10.2023</b></p> <p><b>Ogos</b> <i>August</i> <b>2023</b></p>	<p>Tarikh Keluaran <i>Release Date</i></p> <p>• <b>9.11.2023</b></p> <p><b>September</b> <i>September</i> <b>2023</b></p>	<p>Tarikh Keluaran <i>Release Date</i></p> <p>• <b>8.12.2023</b></p> <p><b>Oktober</b> <i>October</i> <b>2023</b></p>



**INFOGRAFIK**  
*INFOGRAPHICS*

**Muka surat ini sengaja dibiarkan kosong**  
*This page is deliberately left blank*



# PERANGKAAAN GETAH BULANAN JUN 2023

## ► PENGELUARAN GETAH ASLI ◀



	April 2023	Mei 2023	Jun 2023
MoM	▼ -13.7%	▲ 2.8%	▲ 23.8%
YoY	▲ 3.4%	▲ 15.7%	▼ -3.9%

## PENGUNAAN DOMESTIK JUN 2023<sup>P</sup>: 25,120 tan metrik ▼3.8% Mei 2023: 26,106 tan metrik



## IMPORT

JUN 2023<sup>P</sup>: 48,031 tan metrik ▼21.0%  
Mei 2023: 60,823 tan metrik

### Negara Utama



**Thailand**  
54.6%



**Filipina**  
12.1%



**Myanmar**  
1.2%

## EKSPORT

JUN 2023<sup>P</sup>: 48,857 tan metrik ▲31.8%  
Mei 2023: 37,062 tan metrik

### Negara Utama



**P.R. China**  
50.6%



**Jerman**  
7.8%



**Amerika Syarikat**  
4.9%

## PURATA HARGA (sen/kg)



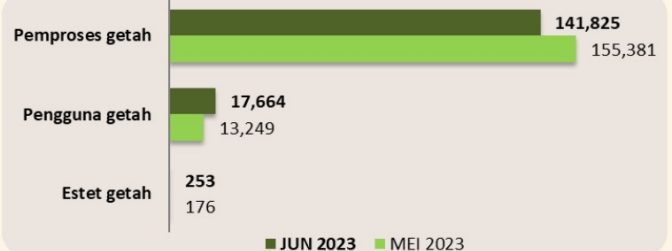
**G.M.M 20**  
JUN 2023: 608.38 ▲0.4%  
Mei 2023: 605.76



**Lateks Pekat**  
JUN 2023: 497.70 ▲1.8%  
Mei 2023: 488.76

## STOK

JUN 2023<sup>P</sup>: 159,742 tan metrik ▼5.4%  
Mei 2023: 168,806 tan metrik



Nota: MoM = Bulan ke bulan

YoY = Tahun ke tahun

P = Awalan

Sumber: Perangkaan Getah Bulanan Jun 2023, Jabatan Perangkaan Malaysia (DOSM)





# MONTHLY RUBBER STATISTICS JUNE 2023

## PRODUCTION of NATURAL RUBBER



	April 2023	May 2023	June 2023
MoM	▼ -13.7%	▲ 2.8%	▲ 23.8%
YoY	▲ 3.4%	▲ 15.7%	▼ -3.9%

## DOMESTIC CONSUMPTION

JUNE 2023<sup>P</sup>: 25,120 tonnes  
May 2023 : 26,106 tonnes



## IMPORTS

JUNE 2023<sup>P</sup>: 48,031 tonnes  
May 2023 : 60,823 tonnes



### Main countries



## EXPORTS

JUNE 2023<sup>P</sup>: 48,857 tonnes  
May 2023 : 37,062 tonnes



### Main countries



## AVERAGE PRICE (sen/kg)



**S.M.R 20**  
JUNE 2023: 608.38  
May 2023: 605.76

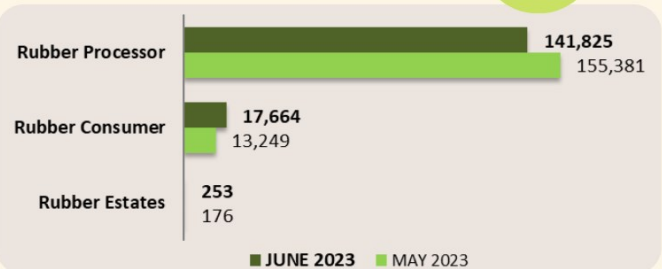


**Concentrated Latex**  
JUNE 2023: 497.70  
May 2023: 488.76



## STOCKS


JUNE 2023<sup>P</sup>: 159,742 tonnes  
May 2023 : 168,806 tonnes



Note : MoM = Month on Month YoY = Year on Year P = Preliminary

Source: Monthly Rubber Statistics June 2023, Department of Statistics Malaysia (DOSM)

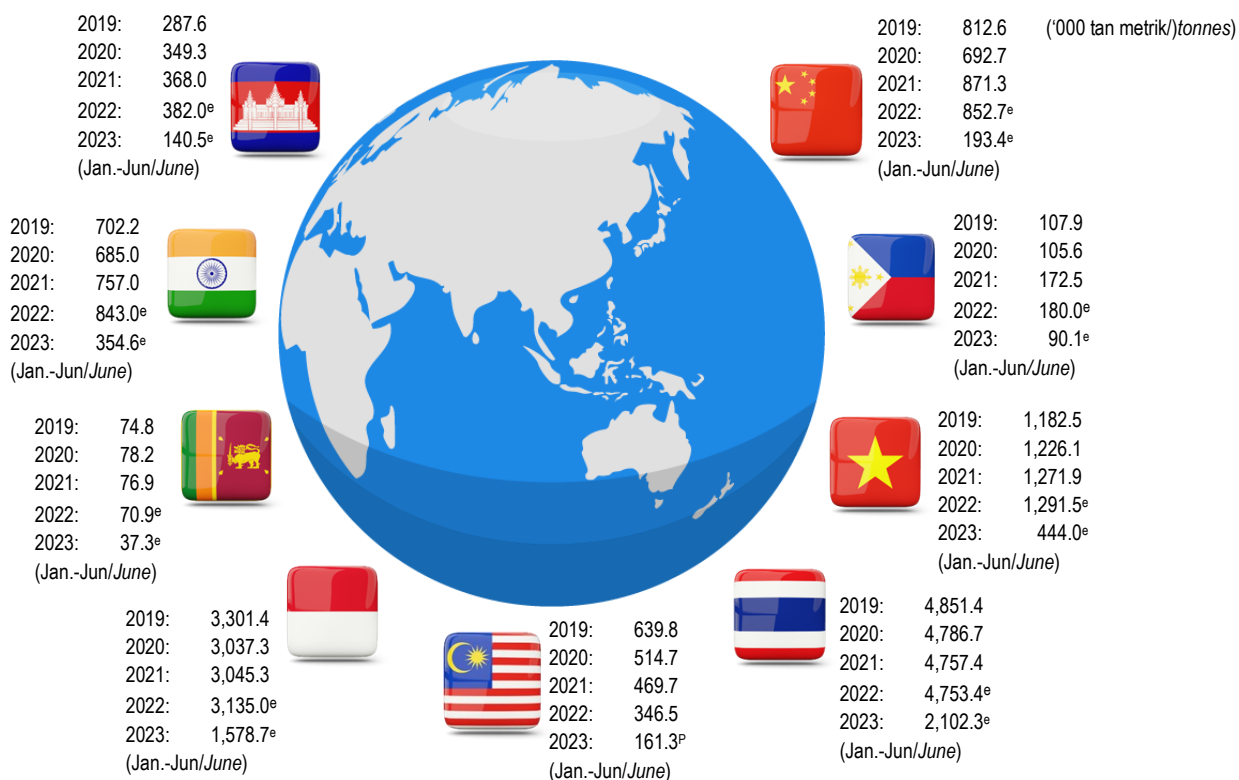




**NEGARA PENGELUAR GETAH ASLI**  
*PRODUCING COUNTRIES OF  
NATURAL RUBBER*



## PENGELUARAN GETAH ASLI MENGIKUT NEGARA PENGELUAR\*, 2019-2023 PRODUCTION OF NATURAL RUBBER BY PRODUCING COUNTRIES\*, 2019-2023



Nota/Notes:

\* Association of Natural Rubber Producing Countries (ANRPC)

P: Awalan/Provisional

<sup>e</sup>: Anggaran / Estimate

Sumber: Kementerian Perusahaan Perladangan dan Komoditi

Source: Ministry of Plantation Industries and Commodities

## PERANGKAPAN GETAH MENGIKUT NEGARA PENGELUAR\*, JUN 2023 RUBBER STATISTICS BY PRODUCING COUNTRIES\*, JUNE 2023

('000 tan metrik/tonnes)

Negara Country	Pengeluaran Production	Penggunaan Consumption	Eksport Export
Cambodia	31.2 <sup>e</sup>	-	31.8 <sup>e</sup>
P.R. China	86.0 <sup>e</sup>	549.0 <sup>e</sup>	4.7 <sup>e</sup>
India	56.0 <sup>e</sup>	120.2 <sup>e</sup>	0.2 <sup>e</sup>
Indonesia	261.9 <sup>e</sup>	52.8 <sup>e</sup>	210.0 <sup>e</sup>
Malaysia	29.9 <sup>p</sup>	25.1 <sup>p</sup>	48.9 <sup>p</sup>
Philippines	27.8 <sup>e</sup>	4.4 <sup>e</sup>	12.8 <sup>e</sup>
Sri Lanka	6.3 <sup>e</sup>	8.9 <sup>e</sup>	1.3 <sup>e</sup>
Thailand	336.5 <sup>e</sup>	77.4 <sup>e</sup>	330.1 <sup>e</sup>
Viet Nam	93.0 <sup>e</sup>	46.0 <sup>e</sup>	185.0 <sup>e</sup>

Nota/Notes:

\* Association of Natural Rubber Producing Countries (ANRPC)

P: Awalan / Provisional

<sup>e</sup>: Anggaran / Estimate

Sumber: Kementerian Perusahaan Perladangan dan Komoditi

Source: Ministry of Plantation Industries and Commodities

**Muka surat ini sengaja dibiarkan kosong**  
*This page is deliberately left blank*



**PERANGKAAN UTAMA GETAH**  
*PRINCIPAL STATISTICS OF RUBBER*

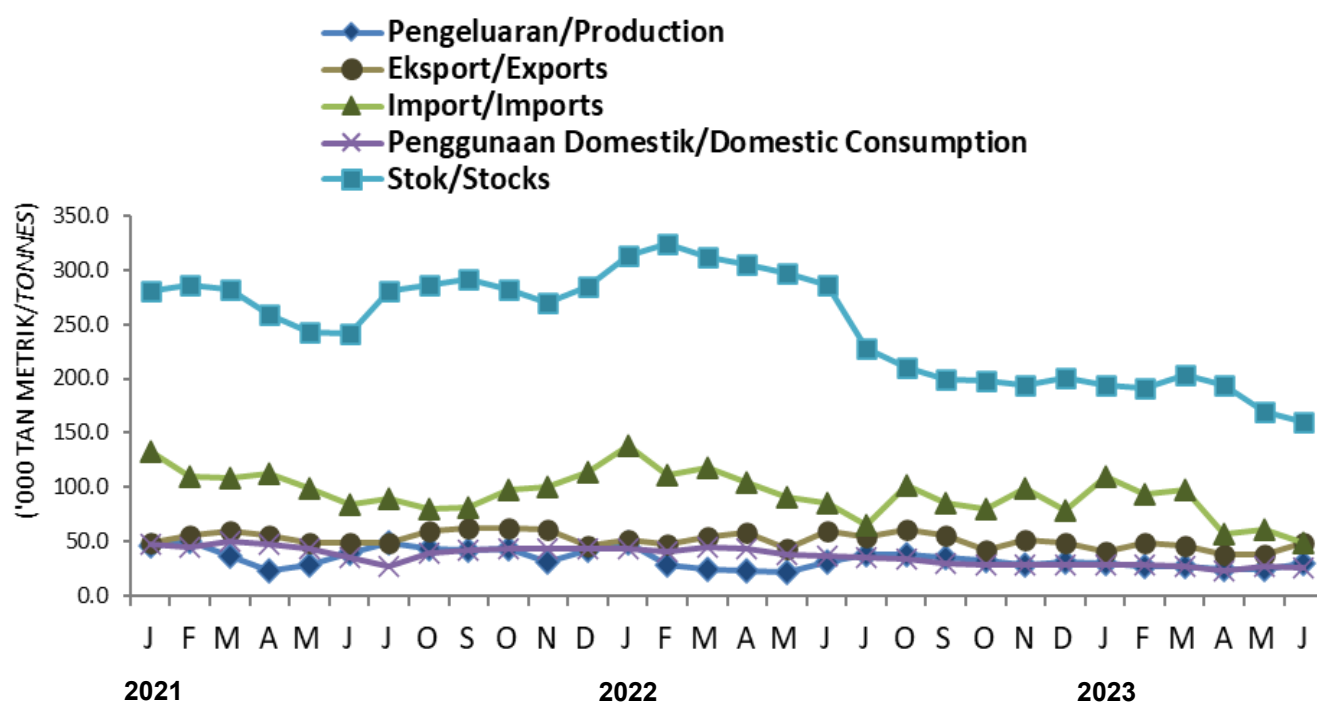




**PERANGKAAAN UTAMA GETAH, MALAYSIA, JUN 2023**  
**PRINCIPAL STATISTICS OF RUBBER, MALAYSIA, JUNE 2023**

Perangkaan Utama Principal Statistics	Jun June 2022	Mei May 2023	Jun June 2023	Perubahan bulan ke bulan Jun 2023/Mei 2023 Change month-on-month June 2023/May 2023 (%)	Perubahan tahun ke tahun Jun 2023/June 2022 Change year-on-year June 2023/June 2022 (%)
Pengeluaran / Production (tan metrik / tonnes)	31,083	24,126	29,867	▲ 23.8	▼ -3.9
Eksport / Exports (tan metrik / tonnes)	58,685	37,062	48,857	▲ 31.8	▼ -16.7
Import / Imports (tan metrik / tonnes)	85,011	60,823	48,031	▼ -21.0	▼ -43.5
Penggunaan domestik Domestic consumption (tan metrik / tonnes)	36,316	26,106	25,120	▼ -3.8	▼ -30.8
Stok akhir / Closing stocks (tan metrik / tonnes)	286,591	168,806	159,742	▼ -5.4	▼ -44.3
Bil. pekerja bergaji (estet) Number of paid workers (estate)	8,328	10,173	10,318	▲ 1.4	▲ 23.9
Gaji & upah (RM'000) (estet) Salaries & wages (RM'000) (estate)	15,349	18,213	18,585	▲ 2.0	▲ 21.1

**PENGELUARAN, EKSPORT, IMPORT, PENGGUNAAN DOMESTIK DAN  
STOK BULANAN BAGI GETAH ASLI 2021-2023**  
**MONTHLY PRODUCTION, EXPORTS, IMPORTS, DOMESTIC CONSUMPTION AND  
STOCK OF NATURAL RUBBER 2021-2023**



**Muka surat ini sengaja dibiarkan kosong**  
*This page is deliberately left blank*



**RINGKASAN PENEMUAN**  
*SUMMARY OF FINDINGS*



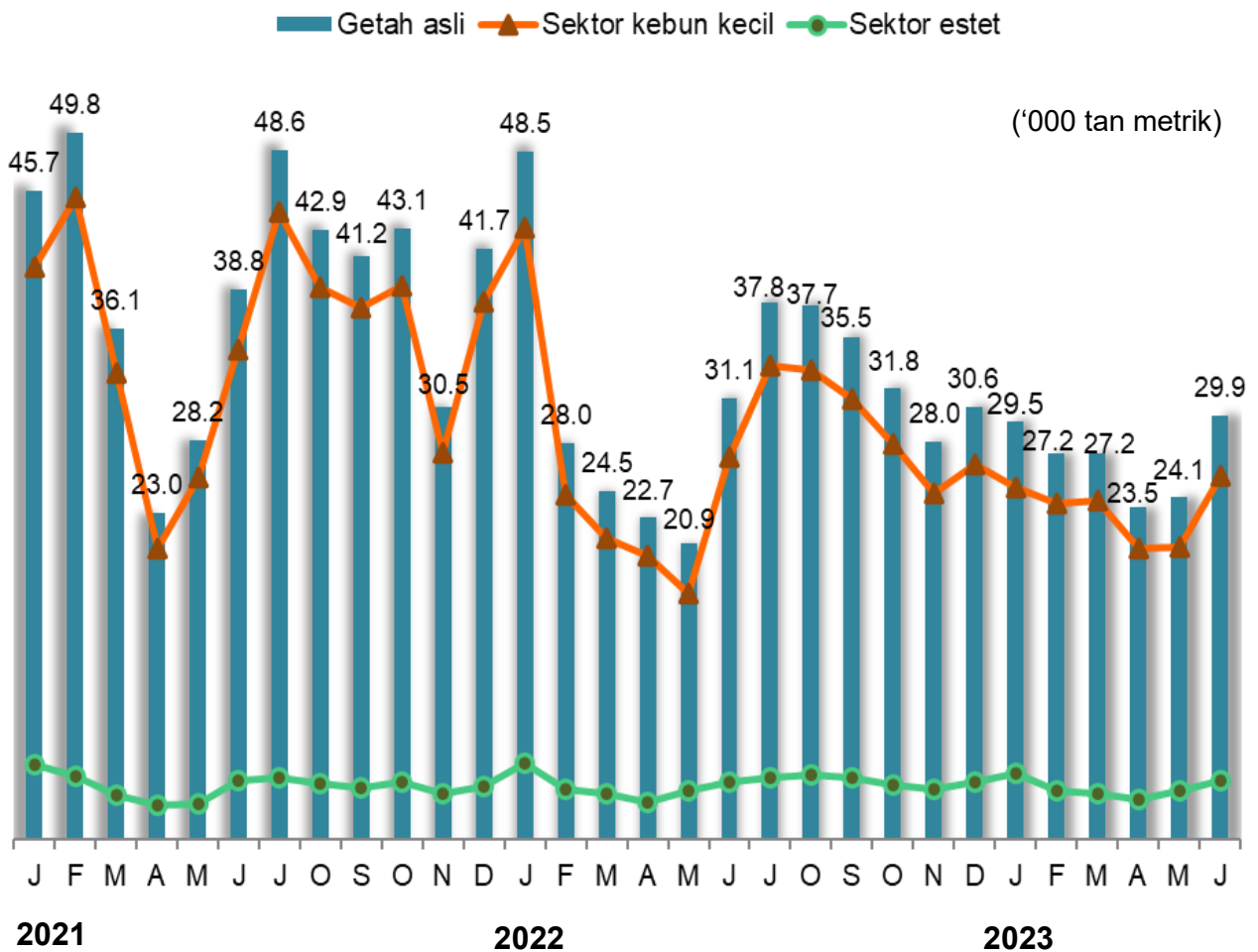


## PERANGKAAAN GETAH BULANAN MALAYSIA, JUN 2023<sup>#</sup>

### 1. PENGELUARAN

Pengeluaran getah asli Malaysia pada Jun 2023 berjumlah 29,867 tan metrik, menurun sebanyak 3.9 peratus berbanding 31,083 tan metrik pada Jun 2022 dan menunjukkan peningkatan sebanyak 23.8 peratus dari bulan sebelumnya. Sektor kebun kecil merupakan penyumbang utama pengeluaran getah asli iaitu 85.9 peratus. Pengeluaran sektor kebun kecil menurun sebanyak 5.0 peratus manakala pengeluaran di estet pula meningkat 3.4 peratus berbanding Jun 2022.

**Carta 1: Pengeluaran getah bulanan di estet dan kebun kecil**



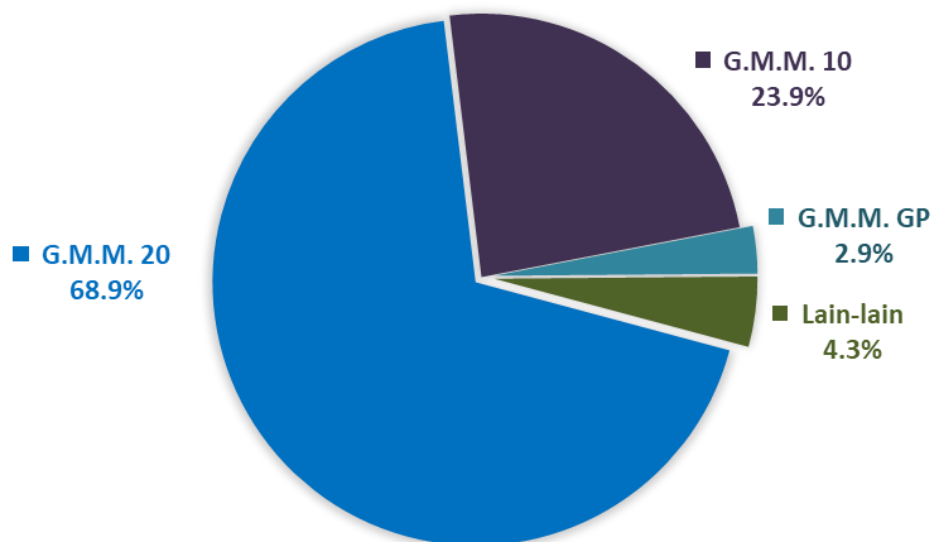
**Nota #:**

- Laporan ini boleh diperolehi daripada portal Jabatan Perangkaan Malaysia (<https://www.dosm.gov.my>) di bawah ruangan: **Siaran Terkini**.
- Data bagi bulan Jun 2023 merupakan data **awalan**. Data ini akan dikemas kini berdasarkan data terkini yang diperolehi dan akan diterbitkan dalam penerbitan Julai 2023.

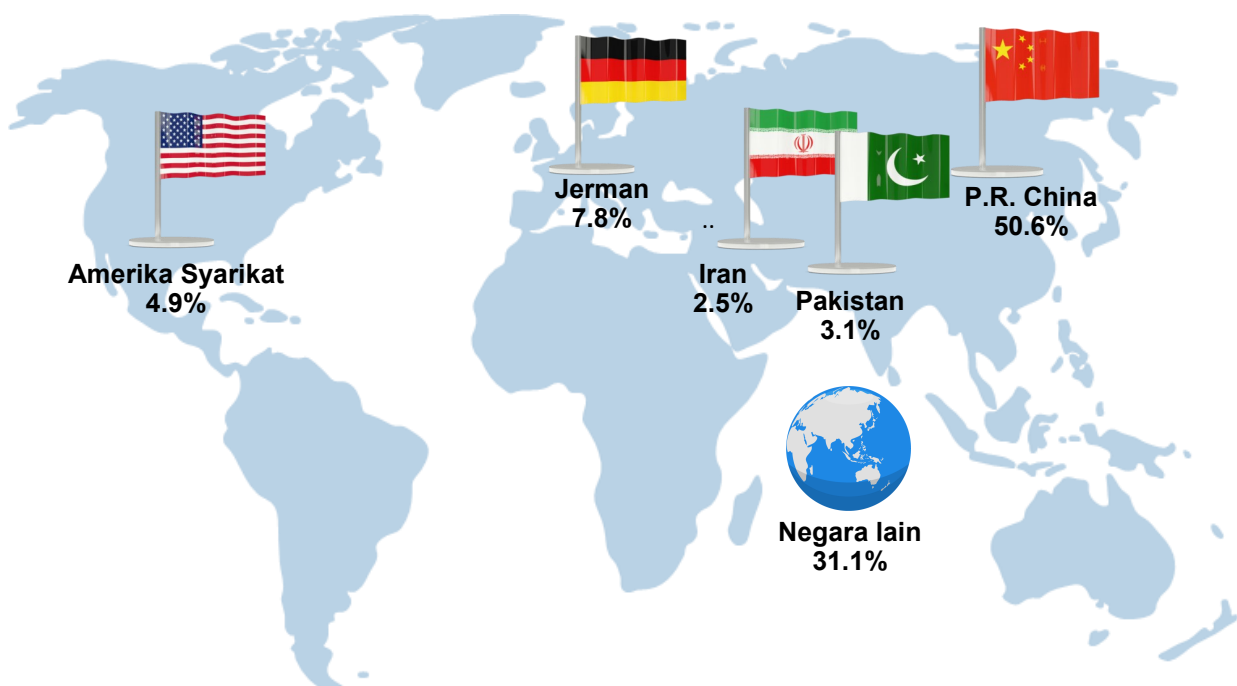
## 2. EKSPORT

Eksport getah asli pada Jun 2023 adalah 48,857 tan metrik, menurun 16.7 peratus dari 58,685 tan metrik pada bulan yang sama tahun sebelumnya namun menunjukkan peningkatan 31.8 peratus berbanding 37,062 tan metrik pada Mei 2023. Getah Mutu Malaysia (G.M.M.) menyumbang 97.5 peratus daripada jumlah eksport getah asli dimana G.M.M. 20 merupakan eksport tertinggi iaitu 32,796 tan metrik (68.9%) seperti di Carta 2.

**Carta 2: Eksport Getah Mutu Malaysia (G.M.M) mengikut gred, Jun 2023**



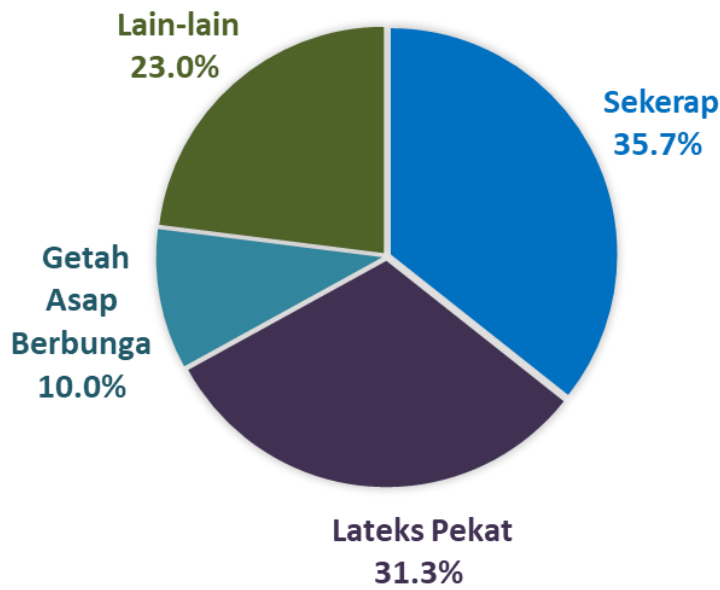
**Carta 3: Destinasi utama eksport getah asli, Jun 2023**



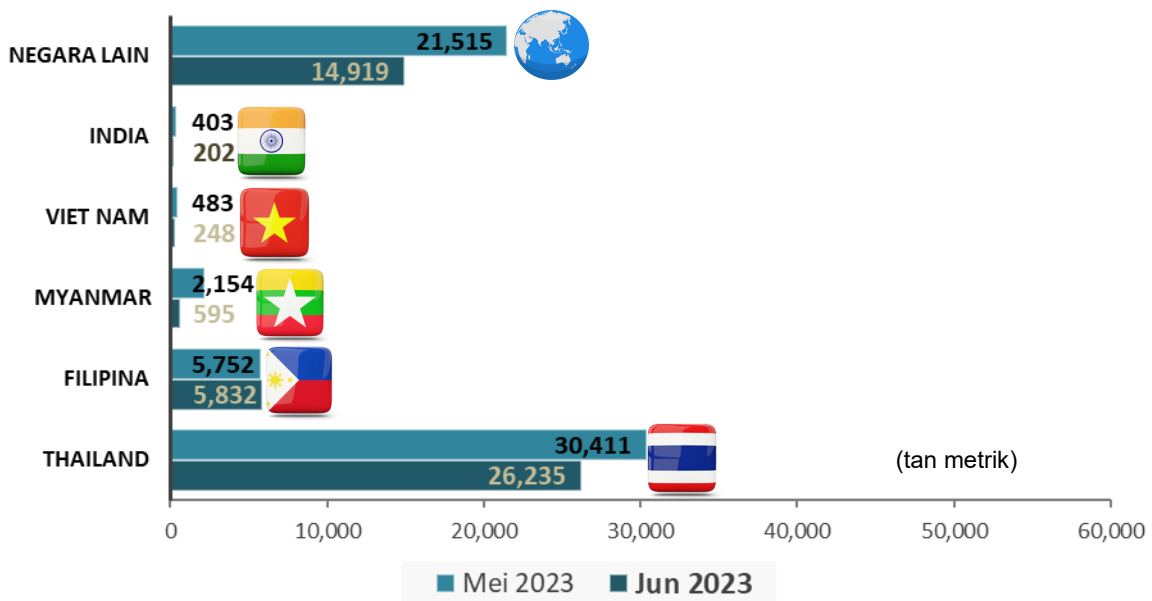
### 3. IMPORT

Import getah asli pada Jun 2023 adalah 48,031 tan metrik berbanding 85,011 tan metrik pada Jun 2022, menurun sebanyak 43.5 peratus. Perbandingan bulan ke bulan juga menunjukkan penurunan sebanyak 21.0 peratus. Jenis getah asli utama yang diimport adalah Sekerap (17,130 tan metrik) dan Lateks Pekat (15,046 tan metrik). Getah asli diimport terutamanya dari Thailand berjumlah 26,235 tan metrik.

**Carta 4: Import getah asli mengikut jenis, Jun 2023**



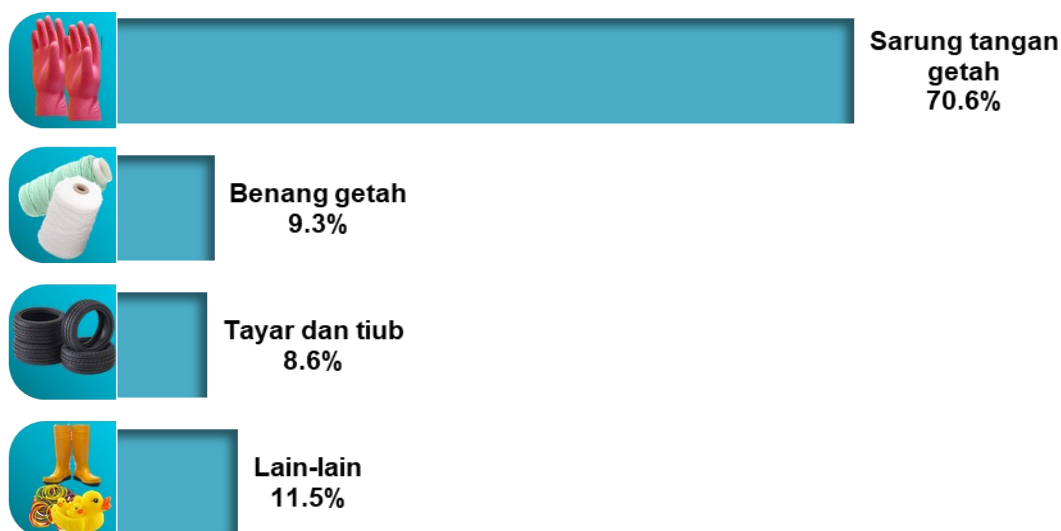
**Carta 5: Import getah asli dari negara utama, Jun 2023**



#### 4. PENGGUNAAN DOMESTIK

Penggunaan domestik getah asli pada Jun 2023 ialah 25,120 tan metrik, menurun 30.8 peratus berbanding 36,316 tan metrik pada Jun 2022. Perbandingan bulan ke bulan pula menunjukkan penurunan 3.8 peratus berbanding 26,106 tan metrik pada bulan sebelumnya. Industri sarung tangan getah merupakan industri utama bagi penggunaan getah asli iaitu 17,732 tan metrik (70.6%).

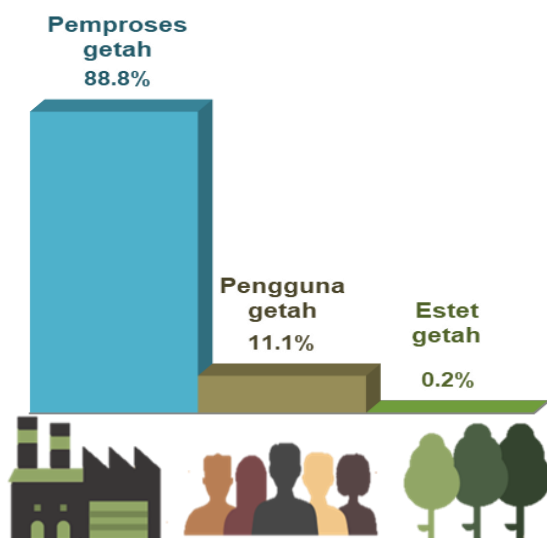
**Carta 6: Penggunaan domestik getah asli mengikut produk, Jun 2023**



#### 5. STOK

Stok getah asli menurun 44.3 peratus pada Jun 2023 kepada 159,742 tan metrik berbanding 286,591 tan metrik yang dicatatkan pada Jun 2022. Perbandingan bulan ke bulan juga menunjukkan stok menurun sebanyak 5.4 peratus.

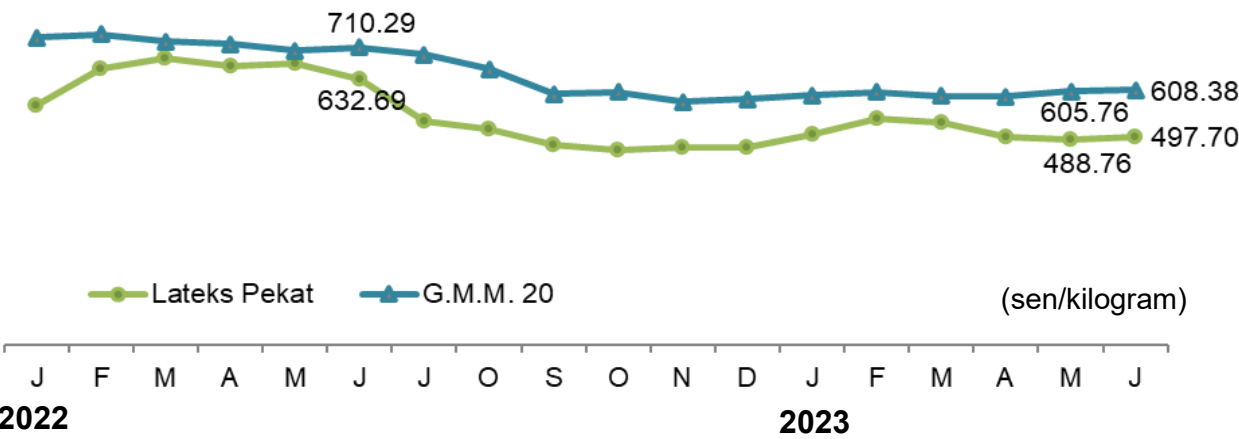
**Carta 7: Stok getah asli pada akhir bulan Jun 2023**



**6. HARGA PURATA BULANAN SEKILOGRAM (Sebut Harga Pada Waktu Tengah Hari - “F.O.B.”)**

Harga purata bulanan G.M.M. 20 pada Jun 2023 adalah 608.38 sen sekilogram, menurun 14.3 peratus berbanding 710.29 sen sekilogram pada Jun 2022 dan menunjukkan peningkatan 0.4 peratus berbanding 605.76 sen sekilogram pada bulan sebelumnya. Harga purata bulanan bagi Lateks Pekat pada Jun 2023 adalah 497.70 sen sekilogram, menurun 21.3 peratus dari 632.69 sen sekilogram pada bulan yang sama tahun lalu namun mencatatkan peningkatan 1.8 peratus berbanding 488.76 sen sekilogram pada Mei 2023.

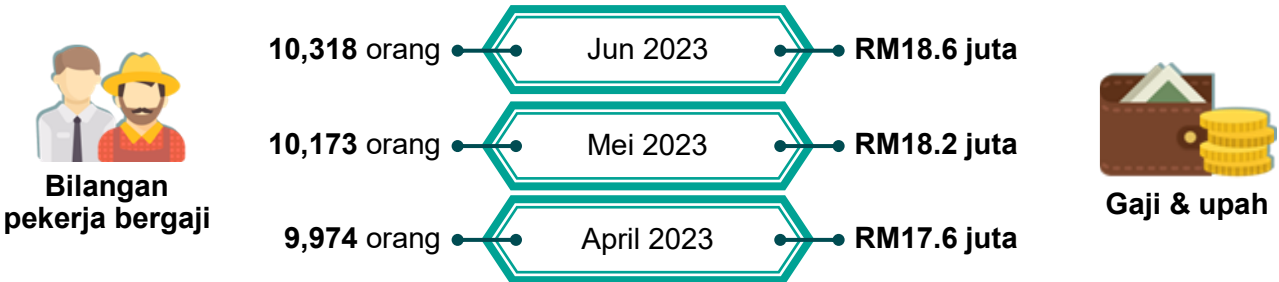
**Carta 8: Harga purata bulanan (sebut harga pada waktu tengah hari “F.O.B”) bagi**



**7. GUNA TENAGA DI ESTET**

Seramai 10,318 pekerja bergaji direkodkan pada akhir Jun 2023 dengan peningkatan sebanyak 23.9 peratus dari Jun 2022 dan meningkat 1.4 peratus (10,173 pekerja bergaji) berbanding bulan sebelumnya. Gaji & upah meningkat 21.1 peratus kepada RM18.6 juta dari RM15.3 juta pada Jun 2022, manakala perbandingan bulan ke bulan pula menunjukkan trend yang sama iaitu peningkatan sebanyak 2.0 peratus.

**Carta 9: Bilangan pekerja dan jumlah gaji & upah, Jun 2023**

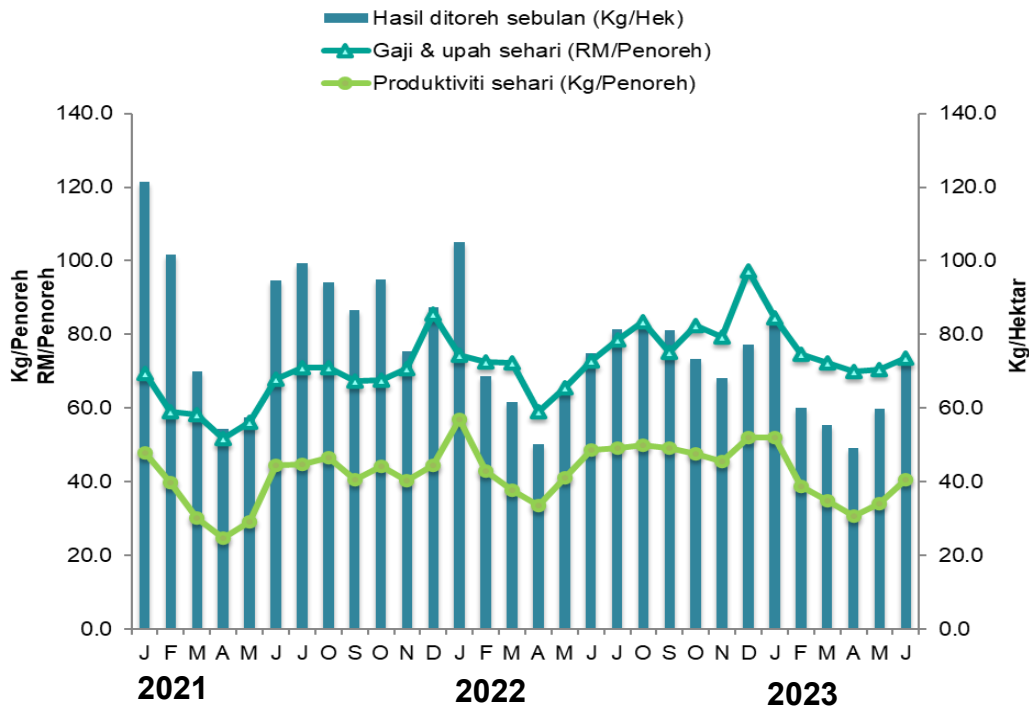




## 8. PRODUKTIVITI DI ESTET

Produktiviti pengeluaran getah asli di estet adalah 72.7 kilogram sehektar pada Jun 2023, menurun sebanyak 2.8 peratus berbanding Jun 2022. Perbandingan bulan ke bulan pula menunjukkan produktiviti meningkat sebanyak 21.8 peratus dari 59.7 kilogram sehektar.

**Carta 10: Produktiviti hasil ditoreh bulanan dan produktiviti penoreh sehari**



## 9. PRESTASI SUKU TAHUNAN

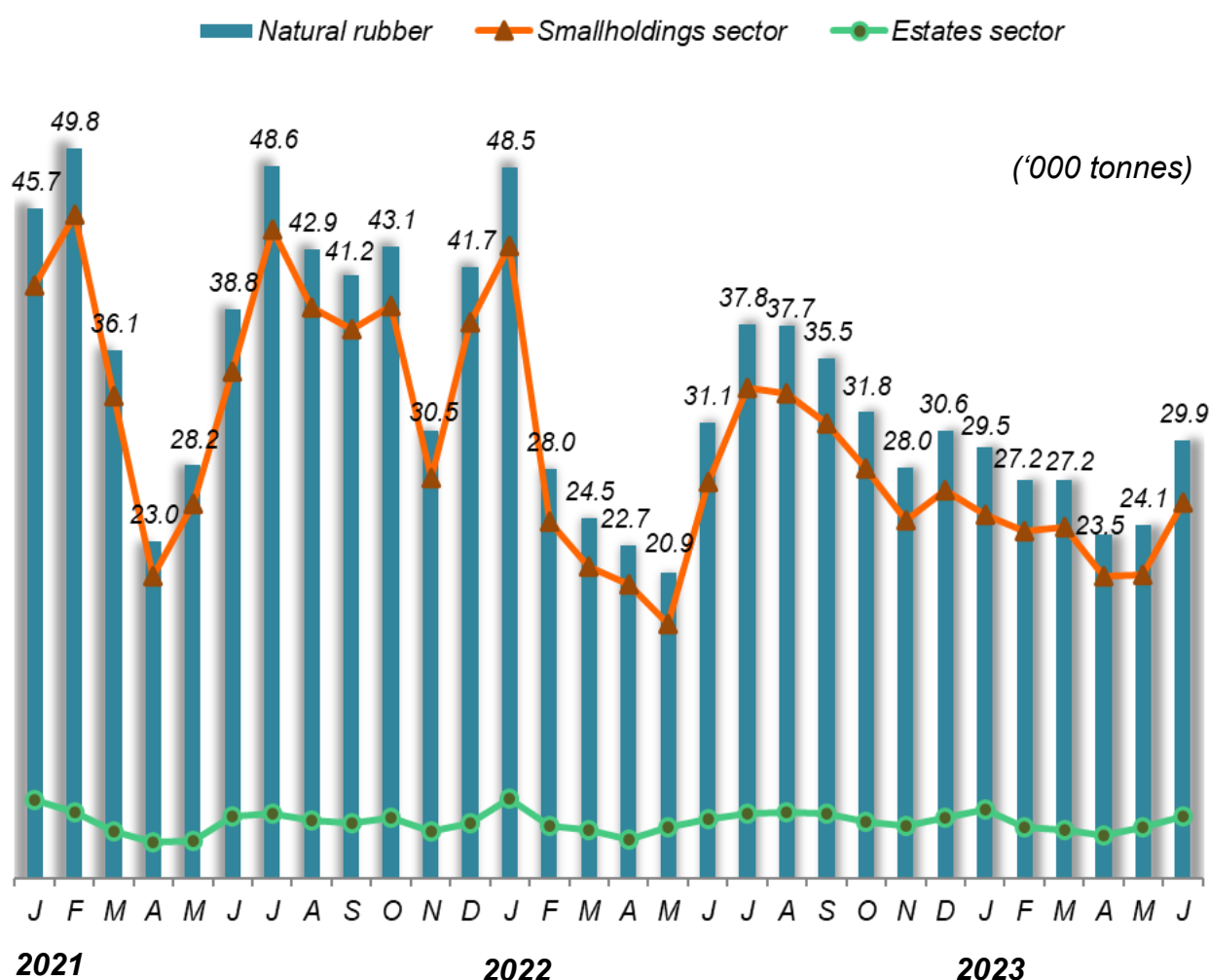
Prestasi suku tahun kedua 2023 menunjukkan pengeluaran getah asli menurun 7.6 peratus kepada 77,453 tan metrik berbanding 83,848 tan metrik pada suku tahun sebelumnya. Eksport getah asli juga mengalami trend yang sama iaitu penurunan sebanyak 8.4 peratus pada suku tahun kedua 2023 (123,648 tan metrik) berbanding suku tahun pertama 2023 (135,049 tan metrik). Import getah asli turut menunjukkan penurunan 44.8 peratus, manakala penggunaan getah asli dalam pembuatan produk berasaskan getah juga menurun 10.3 peratus berbanding suku tahun sebelumnya.

## MONTHLY RUBBER STATISTICS MALAYSIA, JUNE 2023<sup>#</sup>

### 1. PRODUCTION

Malaysia's natural rubber production in June 2023 amounted 29,867 tonnes, decreased 3.9 per cent as compared to 31,083 tonnes in June 2022 and showed an increase of 23.8 per cent from last month. Smallholdings sector was the main contributor to the natural rubber production of 85.9 per cent. Production of smallholdings decreased by 5.0 per cent meanwhile estate sector also showed an increase of 3.4 per cent as compared to June 2022.

**Chart 1: Monthly rubber production in the estates and smallholdings**



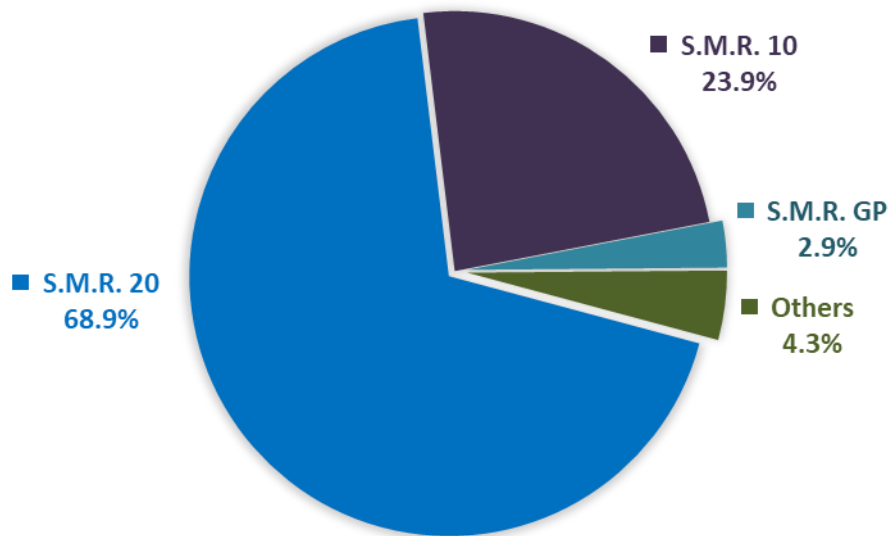
**Notes #:**

1. This report can be accessed through the portal of the Department of Statistics, Malaysia (<https://www.dosm.gov.my>) under the section: **Latest Releases**.
2. Data for June 2023 is **provisional**. The data will be updated based on the latest available figures and subsequently published in the July 2023 publication.

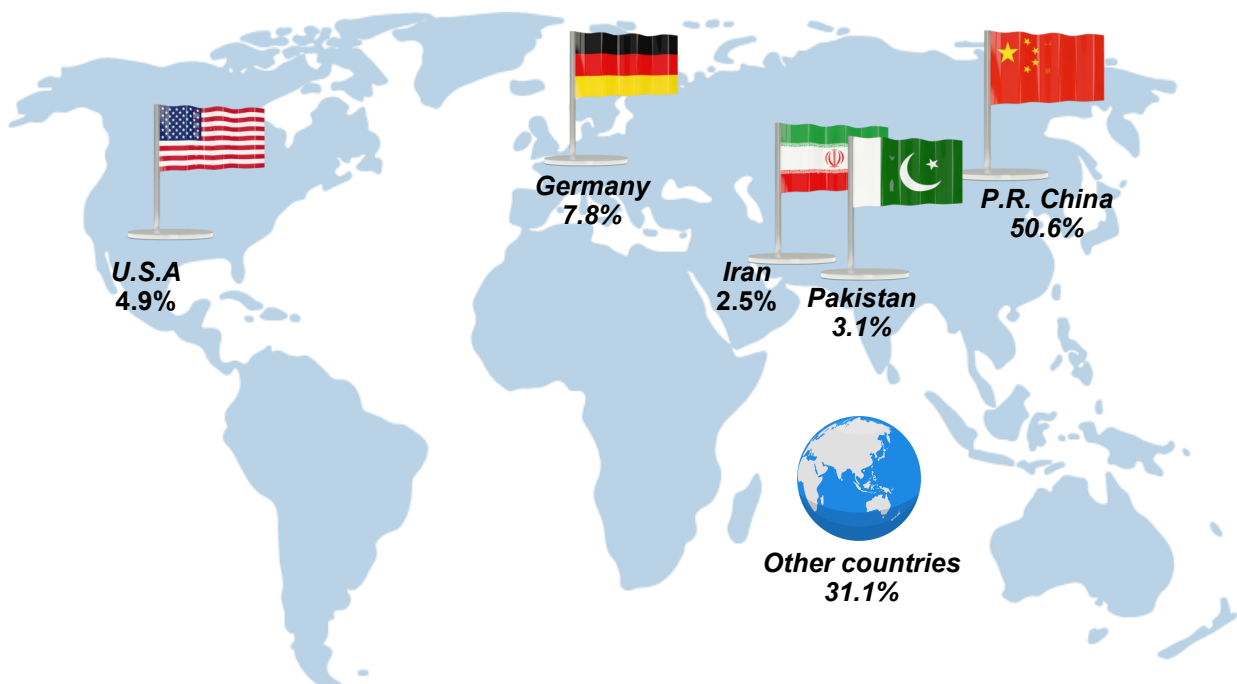
## 2. EXPORTS

Exports of natural rubber in June 2023 was 48,857 tonnes, decreased by 16.7 per cent from 58,685 tonnes in the same month last year but increased by 31.8 per cent as compared to 37,062 tonnes in May 2023. Standard Malaysian Rubber (S.M.R.) contributed 97.5 per cent of the total natural rubber exports where S.M.R. 20 was the highest exports of 32,796 tonnes (68.9%) as shown in Chart 2.

**Chart 2: Exports of Standard Malaysian Rubber (S.M.R.) by grade, June 2023**



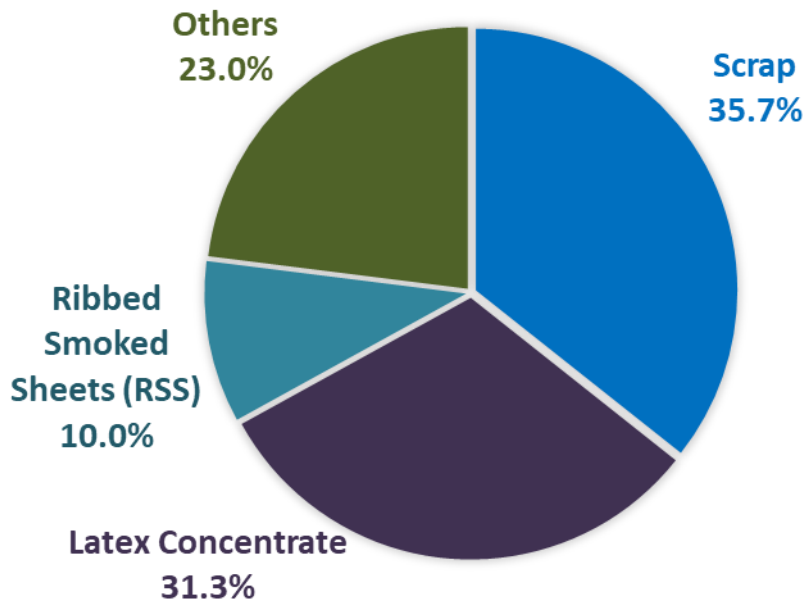
**Chart 3: Main destinations of natural rubber exports, June 2023**



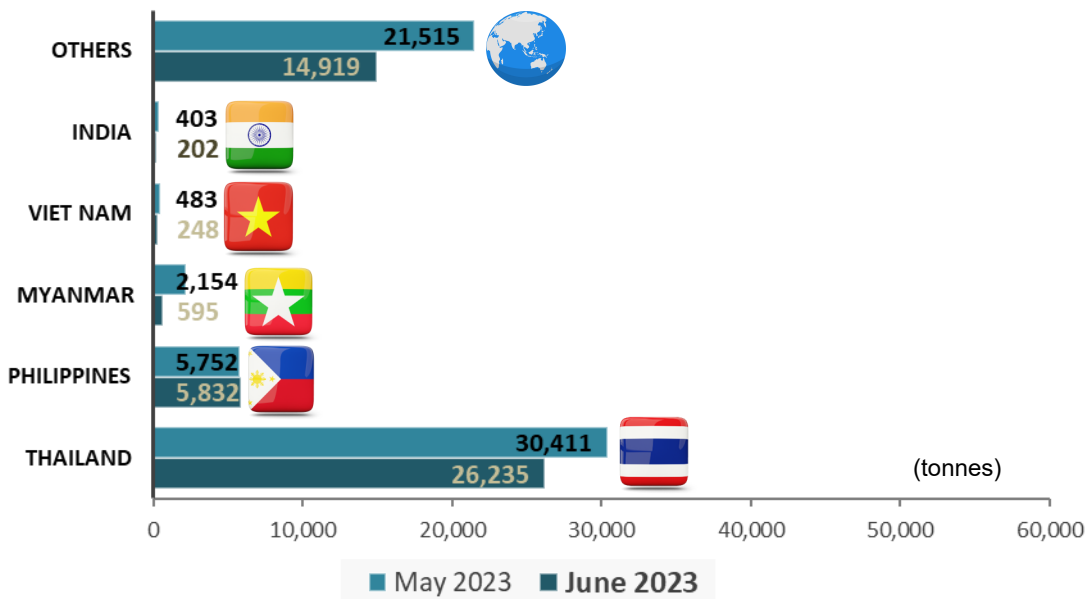
### 3. IMPORTS

Imports of natural rubber in June 2023 was 48,031 tonnes as compared to 85,011 tonnes in June 2022, decreased by 43.5 per cent. Month-on-month comparison showed a decrease of 21.0 per cent. The main types of imported natural rubber were Scrap (17,130 tonnes) and Latex Concentrate (15,046 tonnes). Natural rubber mainly imported from Thailand amounted of 26,235 tonnes.

**Chart 4: Imports of natural rubber by types, June 2023**



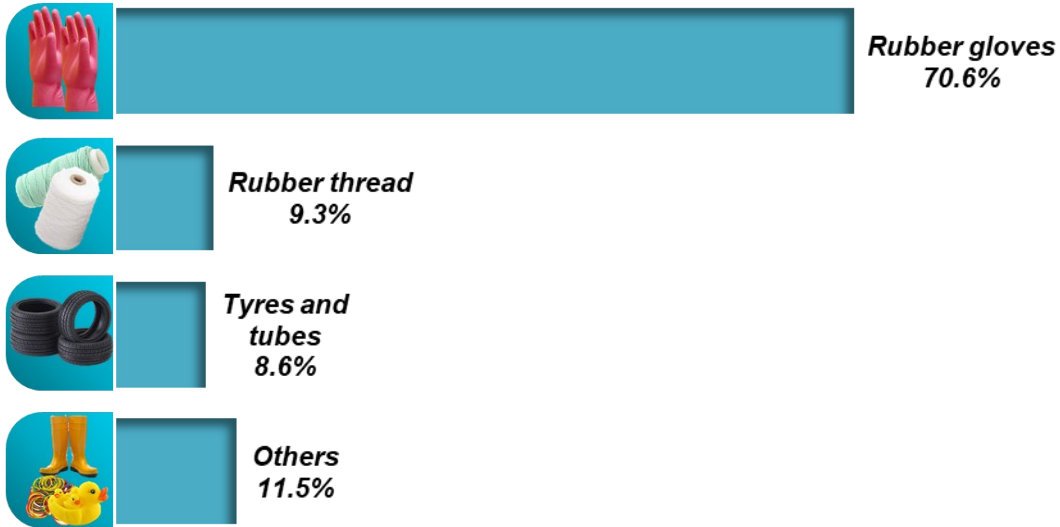
**Chart 5: Imports of natural rubber from major countries, June 2023**



#### 4. DOMESTIC CONSUMPTION

Domestic consumption of natural rubber in June 2023 was 25,120 tonnes, decreased by 30.8 per cent against 36,316 tonnes in June 2022. Month-on-month comparison showed a decreased of 3.8 per cent from 26,106 tonnes in the last month. Rubber glove industry was the main industry for the use of natural rubber at 17,732 tonnes (70.6%).

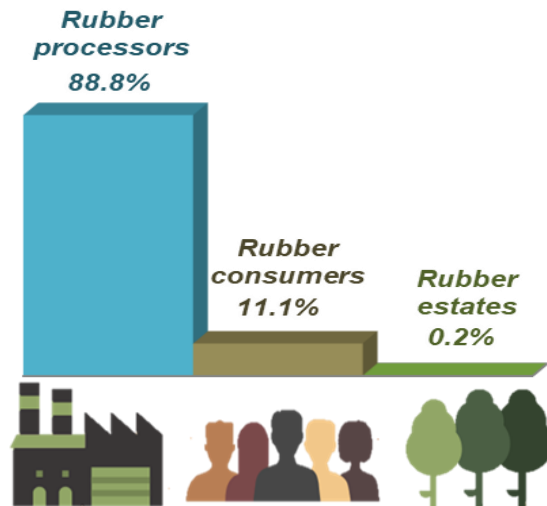
**Chart 6: Domestic consumption of natural rubber by product, June 2023**



#### 5. STOCKS

Stocks of natural rubber decreased 44.3 per cent at the end of June 2023 to 159,742 tonnes against 286,591 tonnes as recorded in June 2022. Month-on-month comparison also showed the stocks decreased by 5.4 per cent.

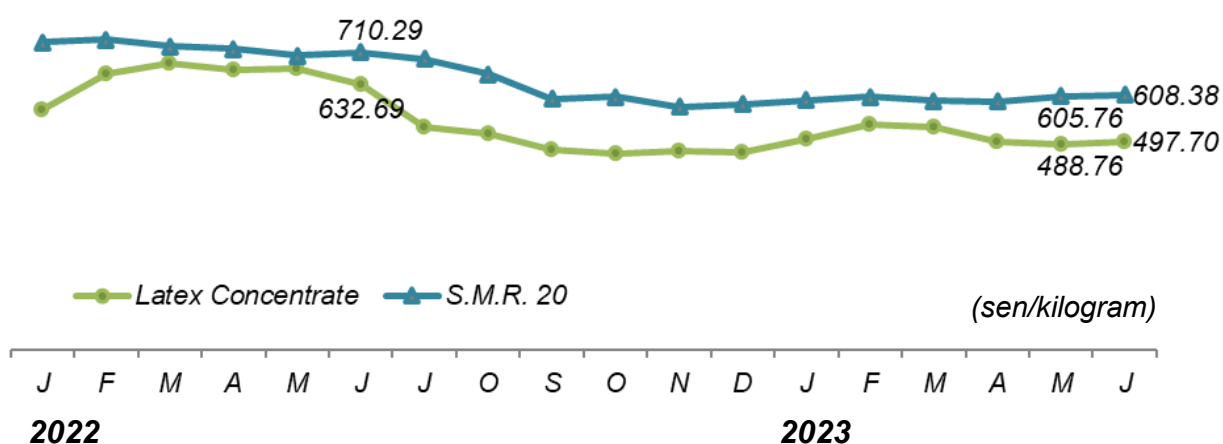
**Chart 7: Stocks of natural rubber at the end of June 2023**



**6. AVERAGE MONTHLY PRICE PER KILOGRAM (Noon Quotations - F.O.B.)**

Average monthly price of S.M.R. 20 in June 2023 was 608.38 sen per kilogram, decreased 14.3 per cent against 710.29 sen per kilogram in June 2022 and showed an increased of 0.4 per cent from 605.76 sen per kilogram a month before. The average monthly price of Latex Concentrate in June 2023 was 497.70 sen per kilogram, decreased by 21.3 per cent from 632.69 sen per kilogram in the same month last year and showed an increased of 1.8 per cent as compared to 488.76 sen per kilogram in May 2023.

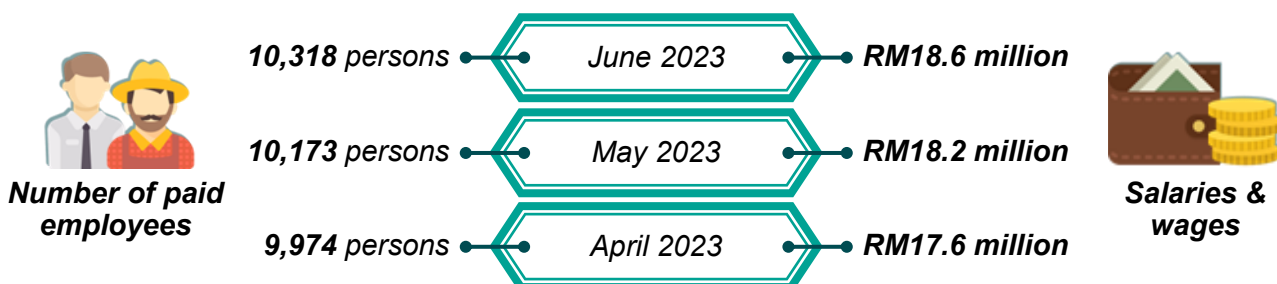
**Chart 8: Average monthly price (noon quotations - F.O.B.) of S.M.R. 20 and Latex Concentrate**



**7. EMPLOYMENT IN ESTATES**

A total of 10,318 paid employees recorded at the end of June 2023 with an increase of 23.9 per cent from June 2022 and showed an increased of 1.4 per cent (10,173 paid employees) in the previous month. The salaries & wages increased by 21.1 per cent to RM18.6 million against RM15.3 million in June 2022 and month-on-month comparison showed a similar trend an increase of 2.0 per cent.

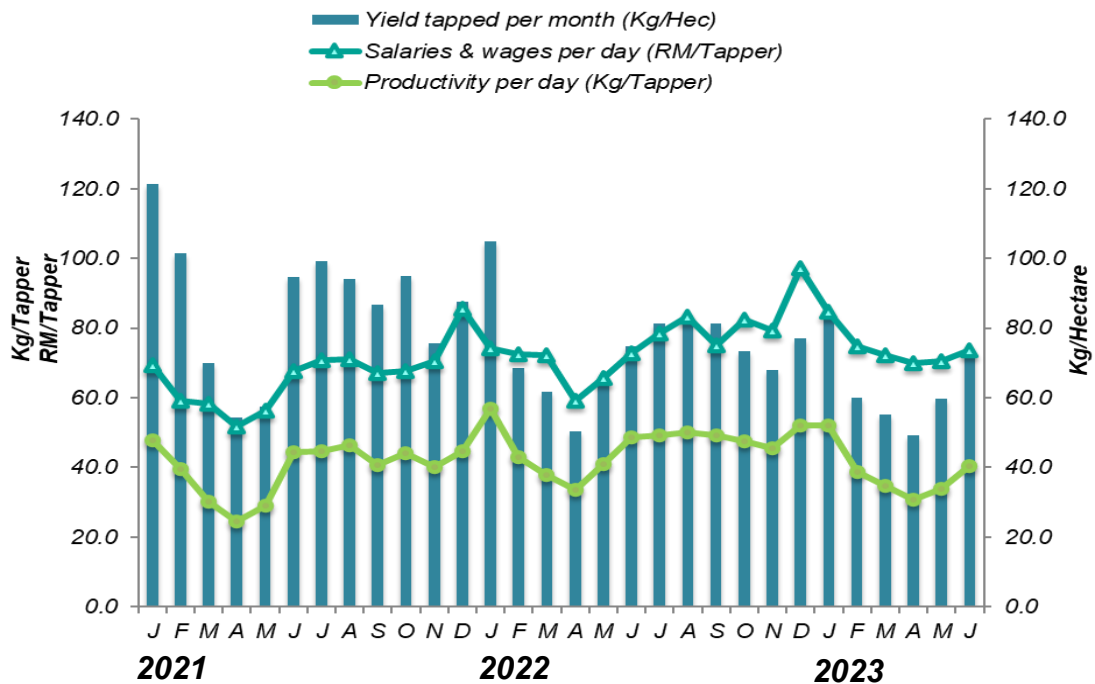
**Chart 9: Number of paid employees and salaries & wages, June 2023**



## 8. PRODUCTIVITY OF ESTATES

Productivity of natural rubber production in the estates was 72.7 kilogram per hectare in June 2023, decreased by 2.8 per cent as compared to June 2022. Month-on-month comparison showed the productivity increased by 21.8 per cent from 59.7 kilogram per hectare.

**Chart 10: Monthly productivity of yield tapped and daily productivity of tappers**



## 9. QUARTERLY PERFORMANCE

The performance in the second quarter of 2023 showed that natural rubber production decreased by 7.6 per cent to 77,453 tonnes as compared to 83,848 tonnes in the previous quarter. Exports of natural rubber experienced the similar trend with a decreased of 8.4 per cent in the second quarter of 2023 (123,648 tonnes) compared to the first quarter of 2023 (135,049 tonnes). Meanwhile, imports of natural rubber decreased by 44.8 per cent and the use of natural rubber in the manufacture of rubber-based products decreased by 10.3 per cent compare to previous quarter.





**JADUAL STATISTIK**  
*STATISTICAL TABLES*



**JADUAL 1 : PENAWARAN DAN PERMINTAAN GETAH ASLI**
*Table 1 : Supply and Demand of Natural Rubber*

 Tan metrik **K.G.K.**  
 Tonnes *D.R.C.*

Tempoh <i>Period</i>	Penawaran <i>Supply</i>					Permintaan <i>Demand</i>				
	Stok pada awal tempoh <i>Stocks at the beginning of period</i>	Import * <i>Imports</i>	Pengeluaran <i>Production</i>			Jumlah Penawaran Total <i>Total Supply</i>	Eksport * <i>Exports</i>	Penggunaan Domestik <i>Domestic Consumption</i>	Stok pada akhir tempoh <i>Stocks at the end of period</i>	Jumlah Permintaan Total <i>Total Demand</i>
			Estet <i>Estates</i>	Kebun Kecil** <i>Smallholdings</i>	Jumlah Pengeluaran Total <i>Total Production</i>					
2022 <sup>f</sup>	285,245	1,164,883	47,387	329,660	377,047	1,827,174	621,324	426,594	201,360	1,249,278
2021	249,551	1,207,301	45,347	424,322	469,669	1,926,521	653,245	501,961	285,245	1,440,451
2020	244,930	1,221,893	56,421	458,281	514,702	1,981,525	565,165	518,732	249,551	1,333,448
2019	174,004	1,082,700	61,227	578,603	639,830	1,896,534	631,304	515,466	244,930	1,391,700
2023 Jan.-Jun <sup>P</sup>	201,360	465,358	21,922	139,379	161,301	828,019	258,697	157,492	159,742	575,931
2022 Jan.-Jun	285,245	656,498	22,532	153,148	175,679	1,117,422	312,348	243,756	286,591	842,695
2023 Jun <sup>P</sup>	168,806	48,031	4,208	25,659	29,867	246,704	48,857	25,120	159,742	233,720
Mei	194,464	60,823	3,437	20,689	24,126	279,413	37,062	26,106	168,806	231,975
Apr.	203,757	56,608	2,885	20,575	23,460	283,826	37,728	23,237	194,464	255,430
2022 Jun	296,883	85,011	4,071	27,012	31,083	412,977	58,685	36,316	286,591	381,592
Mei	304,839	92,384	3,513	17,344	20,857	418,080	43,194	36,985	296,883	377,062
Apr.	312,263	106,421	2,674	20,021	22,695	441,378	58,596	42,348	304,839	405,782

 Nota/Notes : <sup>P</sup> Awalan / Provisional      <sup>r</sup> Pindaan / Revised

K.G.K/D.R.C - Kandungan Getah Kering/Dry Rubber Content

\* Import dan Eksport - data hanya meliputi kod getah asli di bawah HS4001.10.000 hingga HS4001.29.999  
*Imports and Exports -the data only covers natural rubber codes under HS4001.10.000 to HS4001.29.999*

\*\* Termasuk kebun kecil Lembaga Kemajuan Tanah Persekutuan (FELDA)  
*Includes Federal Land Development Authority (FELDA) smallholdings*

**JADUAL 2 : PENGELUARAN GETAH ASLI MENGIKUT HAK MILIK**

Table 2 : Production of Natural Rubber by Ownership

Tan metrik K.G.K.  
Tonnes D.R.C.

Tempoh Period	Estet Estate			Kebun Kecil* Smallholding	Jumlah Pengeluaran Total Production
	Residen Malaysia Malaysian Residents	Bukan Residen Malaysia dan Hak Milik Bersama Non-Malaysian Residents and Joint Ownership	Jumlah Total		
2022	44,635	2,752	47,387	329,660	377,047
2021	41,895	3,452	45,347	424,322	469,669
2020	52,654	3,767	56,421	458,281	514,702
2019	58,247	2,980	61,227	578,603	639,830
2023 Jan.-Jun <sup>P</sup>	21,171	752	21,922	139,379	161,301
2022 Jan.-Jun	21,486	1,045	22,532	153,148	175,679
2023 Jun <sup>P</sup>	4,099	109	4,208	25,659	29,867
Mei	3,339	99	3,437	20,689	24,126
Apr.	2,843	43	2,885	20,575	23,460
2022 Jun	3,957	115	4,071	27,012	31,083
Mei	3,495	17	3,513	17,344	20,857
Apr.	2,506	168	2,674	20,021	22,695

Nota/Notes : <sup>P</sup> Awalan / Provisional

K.G.K / D.R.C - Kandungan Getah Kering / Dry Rubber Content

\* Termasuk kebun kecil Lembaga Kemajuan Tanah Persekutuan (FELDA)

Includes Federal Land Development Authority (FELDA) smallholdings

**JADUAL 3 : EKSPORT GETAH ASLI MENGIKUT JENIS TERPILIH**

Table 3 : Exports of Natural Rubber by Selected Types

Tan metrik K.G.K.

Tonnes D.R.C.

Jenis Type	Ke dan melalui Singapura To and via Singapore					Terus Negeri Asing Direct Foreign					Jumlah Total				
	2023			Jumlah Terkumpul Cumulative		2023			Jumlah Terkumpul Cumulative		2023			Jumlah Terkumpul Cumulative	
	Jun <sup>P</sup>	Mei	Apr.	Jan. - Jun <sup>P</sup> 2023	Jan. - Jun 2022	Jun <sup>P</sup>	Mei	Apr.	Jan. - Jun <sup>P</sup> 2023	Jan. - Jun 2022	Jun <sup>P</sup>	Mei	Apr.	Jan. - Jun <sup>P</sup> 2023	Jan. - Jun 2022
<b>Getah Asap Berbunga</b> <i>Ribbed Smoked Sheets</i>	-	-	-	-	1	98	40	101	430	167	98	40	101	430	168
<b>Lateks Pekat</b> <i>Latex Concentrate</i>	6	7	1	24	10	1,100	1,330	1,713	8,729	8,447	1,106	1,337	1,714	8,753	8,457
<b>Getah Mutu Malaysia</b> <i>Standard Malaysian Rubber</i>	6	0	-	316	114	47,625	35,685	35,912	249,136	303,044	47,631	35,685	35,912	249,452	303,158
<b>Jenis-jenis lain</b> <i>Other types</i>	-	-	-	-	-	22	-	1	63	565	22	-	1	63	565
<b>Jumlah</b> <i>Total</i>	<b>12</b>	<b>7</b>	<b>1</b>	<b>339</b>	<b>125</b>	<b>48,845</b>	<b>37,055</b>	<b>37,727</b>	<b>258,357</b>	<b>312,223</b>	<b>48,857</b>	<b>37,062</b>	<b>37,728</b>	<b>258,697</b>	<b>312,348</b>

Jenis Type	Ke dan melalui Singapura To and via Singapore				Terus Negeri Asing Direct Foreign				Jumlah Total			
	2022	2021	2020	2019	2022 <sup>r</sup>	2021	2020	2019	2022 <sup>r</sup>	2021	2020	2019
<b>Getah Asap Berbunga</b> <i>Ribbed Smoked Sheets</i>	1	-	-	3	685	3,305	285	2,394	687	3,305	286	2,397
<b>Lateks Pekat</b> <i>Latex Concentrate</i>	15	27	43	35	16,319	21,079	19,631	23,153	16,334	21,106	19,674	23,188
<b>Getah Mutu Malaysia</b> <i>Standard Malaysian Rubber</i>	1,029	66	2,916	11,866	602,395	624,268	541,550	593,191	603,424	624,334	544,465	605,056
<b>Jenis-jenis lain</b> <i>Other types</i>	-	-	-	-	880	4,501	741	662	880	4,501	741	662
<b>Jumlah</b> <i>Total</i>	<b>1,045</b>	<b>93</b>	<b>2,959</b>	<b>11,904</b>	<b>620,279</b>	<b>653,152</b>	<b>562,206</b>	<b>619,400</b>	<b>621,324</b>	<b>653,245</b>	<b>565,165</b>	<b>631,304</b>

 Nota/Notes : <sup>P</sup> Awalan / Provisional <sup>r</sup> Pindaan / Revised

K.G.K / D.R.C - Kandungan Getah Kering / Dry Rubber Content

Jumlah berbeza disebabkan pembundaran / The total differs due to rounding

**JADUAL 4 : EKSPORT GETAH ASLI MENGIKUT NEGARA YANG DITUJU**

Table 4 : Exports of Natural Rubber by Country of Destination

 Tan metrik K.G.K.  
 Tonnes D.R.C.

Negara-Negara Utama <i>Major Countries</i>	2022 <sup>f</sup>	2021	2020	2019	2023			Jumlah Terkumpul <i>Cumulative</i>	2022			Jumlah Terkumpul <i>Cumulative</i>
					Jun <sup>p</sup>	Mei	Apr.		Jun	Mei	Apr.	
					Jan.-Jun <sup>p</sup> 2023	Jan.-Jun 2022						
<b>Afrika Selatan</b> <i>South Africa</i>	3,089	4,506	3,564	4,152	181	96	213	823	44	635	225	2,033
<b>Amerika Syarikat/U.S.A</b>	34,182	39,186	18,655	25,028	2,376	495	475	6,548	3,390	5,375	6,652	23,001
<b>Argentina</b>	4,530	5,796	3,620	4,505	347	249	593	2,299	695	365	215	2,846
<b>Belanda/Netherlands</b>	825	1,079	2,671	2,892	-	58	154	1,033	145	83	41	512
<b>Belgium</b>	131	7,481	1,790	2,498	39	13	26	138	-	-	-	63
<b>Brazil</b>	15,659	12,036	10,987	14,033	1,153	519	902	4,958	864	1,933	993	7,554
<b>China</b>	285,716	315,556	292,689	309,358	24,712	15,537	18,277	126,219	23,418	19,260	23,285	136,287
<b>Finland</b>	18,186	25,885	18,467	27,317	806	302	-	1,855	2,218	1,613	2,621	12,237
<b>Greece</b>	148	273	382	151	-	18	9	77	-	11	10	100
<b>Hong Kong</b>	45	41	31	30	-	-	3	3	3	-	1	23
<b>Iran, Republik Islam</b> <i>Iran, Islamic Republic of</i>	17,745	15,076	20,132	27,296	1,227	562	278	4,099	1,532	885	1,489	8,258
<b>Itali/Italy</b>	4,626	5,216	6,195	9,369	278	357	634	2,871	417	341	586	2,726
<b>Jepun/Japan</b>	5,710	5,081	2,454	3,598	10	-	-	29	257	580	686	2,985
<b>Jerman/Germany</b>	26,314	28,596	57,442	71,080	3,816	6,031	4,399	26,624	3,081	664	1,329	10,212
<b>Kanada/Canada</b>	2,239	3,561	2,758	1,552	60	302	141	984	484	161	343	1,634
<b>Korea, Rep.</b> <i>Korea, Rep. of</i>	5,946	8,575	9,139	12,205	566	476	570	3,048	329	209	468	2,632

 Nota/Notes : <sup>p</sup> Awalan / Provisional <sup>r</sup> Pindaan / Revised  
 K.G.K / D.R.C - Kandungan Getah Kering / Dry Rubber Content

**JADUAL 4 : EKSPORT GETAH ASLI MENGIKUT NEGARA YANG DITUJU (samb.)**

Table 4 : Exports of Natural Rubber by Country of Destination (cont'd)

Tan metrik K.G.K.

Tonnes D.R.C.

	Negara-Negara Utama Major Countries	2022 <sup>f</sup>	2021	2020	2019	2023			Jumlah Terkumpul Cumulative	2022			Jumlah Terkumpul Cumulative
						Jun <sup>p</sup>	Mei	Apr.	Jan.-Jun <sup>p</sup> 2023	Jun	Mei	Apr.	Jan.-Jun 2022
	Mesir/Egypt	10,900	8,715	7,642	9,170	1,220	476	476	4,577	879	693	1,857	5,976
	Mexico	2,867	1,771	257	1,995	-	302	-	1,033	202	18	262	1,628
	Pakistan	8,623	10,998	2,446	2,492	1,512	1,360	2,094	6,966	1,258	1,188	473	4,734
	Perancis/France	3,062	9,650	6,176	7,613	93	171	99	1,949	397	95	131	2,040
	Poland	948	1,237	1,373	1,951	114	96	125	560	84	115	70	571
	Portugal	2,834	3,327	4,980	8,075	806	605	1,250	3,912	181	40	152	1,221
	Sepanyol/Spain	1,042	2,304	2,229	1,945	98	64	147	744	183	96	76	499
	Singapura Singapore	37	52	60	755	12	7	1	37	6	2	2	24
	Sweden	185	426	482	696	23	-	-	48	20	-	13	99
	Taiwan	3,601	4,068	13,728	12,097	302	351	140	1,145	352	186	160	1,519
	Turki/Turkiye	17,435	16,809	14,814	13,632	590	1,081	1,470	9,020	1,578	1,943	1,482	9,795
	Ukraine	11	42	57	59	-	-	-	-	-	-	-	11
	United Kingdom	1,267	2,118	2,512	4,450	40	-	60	319	156	31	104	682
	Vietnam	294	1,822	3,093	7,555	-	10	10	55	29	12	20	153
	Negara lain Other countries	143,129	111,963	54,338	43,754	8,475	7,523	5,180	46,724	16,484	6,662	14,849	70,293
	<b>Jumlah</b> Total	<b>621,324</b>	<b>653,245</b>	<b>565,165</b>	<b>631,304</b>	<b>48,857</b>	<b>37,062</b>	<b>37,728</b>	<b>258,697</b>	<b>58,685</b>	<b>43,194</b>	<b>58,596</b>	<b>312,348</b>

 Nota/Notes : <sup>p</sup> Awalan / Provisional <sup>r</sup> Pindaan / Revised

K.G.K / D.R.C - Kandungan Getah Kering / Dry Rubber Content

Jumlah berbeza disebabkan pembundaran / The total differs due to rounding

**JADUAL 5: EKSPORT GETAH MUTU MALAYSIA (G.M.M.) MENGIKUT GRED**

Table 5: Exports of Standard Malaysian Rubber (S.M.R.) by Grade

 Tan metrik K.G.K.  
 Tonnes D.R.C.

Gred Grade					2023			Jumlah Terkumpul Cumulative	2022			Jumlah Terkumpul Cumulative
	2022 <sup>r</sup>	2021	2020	2019	Jun <sup>p</sup>	Mei	Apr.	Jan.-Jun <sup>r</sup> 2023	Jun	Mei	Apr.	Jan.-Jun 2022
G.M.M. L S.M.R. L	450	759	1,072	1,358	50	20	121	331	40	50	20	290
G.M.M. 5 S.M.R. 5	3,156	3,003	3,011	2,661	101	222	101	1,028	141	101	222	1,089
G.M.M. 10 S.M.R. 10	174,476	165,867	143,681	183,980	11,393	8,238	8,460	62,324	21,780	10,617	18,308	90,013
G.M.M. 20 S.M.R. 20	388,370	418,311	366,475	382,419	32,796	23,667	23,238	163,834	31,347	26,464	33,594	189,387
G.M.M. GP S.M.R. GP	22,189	19,534	16,846	23,033	1,391	1,867	2,336	10,521	3,212	820	1,806	10,470
G.M.M. CV S.M.R. CV	5,391	9,333	10,995	9,459	1,819	1,136	1,429	9,960	596	402	743	3,200
Lain-Lain * Others	9,391	7,528	2,384	2,146	81	536	227	1,454	4	3,467	2,416	8,709
<b>Jumlah Total</b>	<b>603,424</b>	<b>624,334</b>	<b>544,465</b>	<b>605,056</b>	<b>47,631</b>	<b>35,685</b>	<b>35,912</b>	<b>249,452</b>	<b>57,120</b>	<b>41,920</b>	<b>57,110</b>	<b>303,158</b>

 Nota/Notes : <sup>p</sup> Awalan / Provisional <sup>r</sup> Pindaan / Revised

\* Lain-lain termasuk housegrade / Others includes housegrade

K.G.K / D.R.C - Kandungan Getah Kering / Dry Rubber Content

Jumlah berbeza disebabkan pembundaran / The total differs due to rounding



**JADUAL 6 : IMPORT GETAH ASLI MENGIKUT JENIS TERPILIH**

Table 6 : Imports of Natural Rubber by Selected Types

Tan metrik K.G.K.  
Tonnes D.R.C.

Jenis Type	Dari dan melalui Singapura From and via Singapore					Terus Negeri Asing Direct Foreign					Jumlah Total				
	2023			Jumlah Terkumpul Cumulative		2023			Jumlah Terkumpul Cumulative		2023			Jumlah Terkumpul Cumulative	
	Jun <sup>P</sup>	Mei	Apr.	Jan. - Jun <sup>P</sup> 2023	Jan. - Jun 2022	Jun <sup>P</sup>	Mei	Apr.	Jan. - Jun <sup>P</sup> 2023	Jan. - Jun 2022	Jun <sup>P</sup>	Mei	Apr.	Jan. - Jun <sup>P</sup> 2023	Jan. - Jun 2022
Getah Asap Berbunga Ribbed Smoked Sheets	-	-	-	202	2,222	4,804	10,034	6,483	62,306	76,718	4,804	10,034	6,483	62,507	78,940
Lateks Pekat Latex Concentrate	-	-	47	47	-	15,046	17,151	13,317	100,028	171,318	15,046	17,151	13,364	100,074	171,318
Getah Berpiawaian* Standard Rubber	-	-	41	343	2,942	7,905	9,453	8,184	56,932	81,322	7,905	9,453	8,225	57,276	84,263
Jenis-jenis lain Other types	137	805	914	5,526	4,672	20,139	23,380	27,623	239,975	317,305	20,276	24,185	28,536	245,501	321,977
<b>Jumlah Total</b>	<b>137</b>	<b>805</b>	<b>1,001</b>	<b>6,117</b>	<b>9,835</b>	<b>47,894</b>	<b>60,018</b>	<b>55,607</b>	<b>459,241</b>	<b>646,662</b>	<b>48,031</b>	<b>60,823</b>	<b>56,608</b>	<b>465,358</b>	<b>656,498</b>

Jenis Type	Dari dan melalui Singapura From and via Singapore				Terus Negeri Asing Direct Foreign				Jumlah Total			
	2022 <sup>r</sup>	2021	2020	2019	2022 <sup>r</sup>	2021	2020	2019	2022 <sup>r</sup>	2021	2020	2019
Getah Asap Berbunga Ribbed Smoked Sheets	2,222	8,160	6,770	924	106,612	80,552	29,801	46,210	108,834	88,712	36,571	47,134
Lateks Pekat Latex Concentrate	-	7	597	2	286,931	337,247	347,714	312,005	286,931	337,254	348,311	312,006
Getah Berpiawaian* Standard Rubber	3,001	262	318	1	140,774	165,251	192,548	226,200	143,775	165,513	192,865	226,202
Jenis-jenis lain Other types	6,345	12,048	18,511	7,538	618,997	603,773	625,635	489,819	625,342	615,822	644,146	497,358
<b>Jumlah Total</b>	<b>11,568</b>	<b>20,478</b>	<b>26,195</b>	<b>8,465</b>	<b>1,153,315</b>	<b>1,186,823</b>	<b>1,195,697</b>	<b>1,074,235</b>	<b>1,164,883</b>	<b>1,207,301</b>	<b>1,221,893</b>	<b>1,082,700</b>

Nota/Notes : <sup>P</sup> Awalan / Provisional <sup>r</sup> Pindaan / Revised

\* Piawaian getah secara teknikal setaraf dengan G.M.M. / Rubber by technical standard similar to S.M.R.

K.G.K / D.R.C - Kandungan Getah Kering / Dry Rubber Content

Jumlah berbeza disebabkan pembundaran / The total differs due to rounding

**JADUAL 7 : IMPORT GETAH ASLI MENGIKUT NEGARA ASAL**

Table 7: Imports of Natural Rubber by Country of Origin

Tan metrik K.G.K.

Tonnes D.R.C.

Negara Asal Country of Origin	Dari dan melalui Singapura From and via Singapore					Terus Negeri Asing Direct Foreign					Jumlah Total				
	2023			Jumlah Terkumpul Cumulative		2023			Jumlah Terkumpul Cumulative		2023			Jumlah Terkumpul Cumulative	
	Jun <sup>P</sup>	Mei	Apr.	Jan. - Jun <sup>P</sup> 2023	Jan. - Jun 2022	Jun <sup>P</sup>	Mei	Apr.	Jan. - Jun <sup>P</sup> 2023	Jan. - Jun 2022	Jun <sup>P</sup>	Mei	Apr.	Jan. - Jun <sup>P</sup> 2023	Jan. - Jun 2022
Indonesia Rep.	-	-	-	-	2	-	-	13	13	2,115	-	-	13	13	2,117
Kemboja/Cambodia	-	-	-	-	-	-	105	-	325	674	-	105	-	325	674
India	-	-	-	-	-	202	403	409	1,648	4,223	202	403	409	1,648	4,223
Myanmar	-	-	-	1,855	3,188	595	2,154	1,994	26,367	64,529	595	2,154	1,994	28,222	67,717
Filipina/Philippines	-	-	-	-	-	5,832	5,752	4,612	36,901	89,308	5,832	5,752	4,612	36,901	89,308
Thailand	-	-	47	47	0	26,235	30,411	23,255	180,592	264,780	26,235	30,411	23,302	180,638	264,781
Viet Nam	-	-	-	-	-	248	483	350	4,408	4,551	248	483	350	4,408	4,551
Negara lain/Other countries	137	805	955	4,216	6,646	14,782	20,710	24,974	208,988	216,482	14,919	21,515	25,928	213,204	223,127
<b>Jumlah Total</b>	<b>137</b>	<b>805</b>	<b>1,001</b>	<b>6,117</b>	<b>9,835</b>	<b>47,894</b>	<b>60,018</b>	<b>55,607</b>	<b>459,241</b>	<b>646,662</b>	<b>48,031</b>	<b>60,823</b>	<b>56,608</b>	<b>465,358</b>	<b>656,498</b>

Negara Asal Country of Origin	Dari dan melalui Singapura From and via Singapore				Terus Negeri Asing Direct Foreign				Jumlah Total			
	2022 <sup>f</sup>	2021	2020	2019	2022 <sup>f</sup>	2021	2020	2019	2022 <sup>f</sup>	2021	2020	2019
Indonesia Rep.	2	0	-	22	2,115	6,782	19,365	4,679	2,117	6,782	19,365	4,701
Kemboja/Cambodia	-	-	-	-	874	1,277	1,840	9,531	874	1,277	1,840	9,531
India	-	10	-	-	4,263	7,361	3,147	6,735	4,263	7,372	3,147	6,735
Myanmar	3,188	6,900	6,730	902	76,591	74,604	21,350	36,759	79,779	81,504	28,080	37,661
Filipina/Philippines	-	-	-	200	145,090	156,806	130,140	110,874	145,090	156,806	130,140	111,074
Thailand	0	-	-	1	514,514	512,815	478,136	486,098	514,515	512,815	478,136	486,099
Viet Nam	-	-	-	-	10,258	9,024	14,390	42,392	10,258	9,024	14,390	42,392
Negara lain/Other countries	8,378	13,567	19,465	7,340	399,609	418,154	527,329	377,167	407,987	431,721	546,794	384,507
<b>Jumlah Total</b>	<b>11,568</b>	<b>20,478</b>	<b>26,195</b>	<b>8,465</b>	<b>1,153,315</b>	<b>1,186,823</b>	<b>1,195,697</b>	<b>1,074,235</b>	<b>1,164,883</b>	<b>1,207,301</b>	<b>1,221,893</b>	<b>1,082,700</b>

 Nota/Notes : <sup>P</sup> Awalan / Provisional <sup>r</sup> Pindaan / Revised

K.G.K / D.R.C - Kandungan Getah Kering / Dry Rubber Content

Jumlah berbeza disebabkan pembundaran / The total differs due to rounding

**JADUAL 8: STOK GETAH ASLI PADA AKHIR BULAN MENGIKUT BANCII**
*Table 8: Stocks of Natural Rubber held at the end of the month by Census*

 Tan metrik K.G.K.  
 Tonnes D.R.C.

Banci Census	Pada akhir bulan <i>At the end of the month</i>	2023			2022		
		Jun <sup>P</sup>	Mei	Apr.	Jun	Mei	Apr.
<b>Estet Getah</b> <i>Rubber Estates</i>		253	176	180	237	221	119
<b>Pemproses Getah</b> <i>Rubber Processors</i>		141,825	155,381	177,397	266,451	275,865	282,612
<b>Pengguna Getah</b> <i>Rubber Consumers</i>		17,664	13,249	16,888	19,904	20,797	22,108
<b>Jumlah</b> <i>Total</i>		<b>159,742</b>	<b>168,806</b>	<b>194,464</b>	<b>286,591</b>	<b>296,883</b>	<b>304,839</b>

**JADUAL 9 : PENGELUARAN DAN STOK LATEKS PEKAT**
*Table 9 : Production and Stocks of Concentrated Latex*

 Tan metrik K.G.K.  
 Tonnes D.R.C.

Tempoh <i>Period</i>	Pengeluaran <i>Production</i>	Stok pada akhir tempoh <i>Stocks at the end of period</i>
<b>2022</b>	31,789	17,278
<b>2021</b>	34,055	23,774
<b>2020</b>	34,453	24,788
<b>2019</b>	41,338	29,437
<b>2023</b>	<b>Jan.-Jun<sup>P</sup></b>	13,929
<b>2022</b>	<b>Jan.-Jun</b>	16,413
<b>2023</b>	<b>Jun<sup>P</sup></b>	2,201
	<b>Mei</b>	2,077
	<b>Apr.</b>	1,505
<b>2022</b>	<b>Jun</b>	3,433
	<b>Mei</b>	2,393
	<b>Apr.</b>	2,384

 Nota/Notes : <sup>P</sup> Awalan / Provisional

K.G.K / D.R.C - Kandungan Getah Kering / Dry Rubber Content

**JADUAL 10 : PENGGUNAAN DOMESTIK GETAH ASLI MENGIKUT INDUSTRI**

Table 10 : Domestic Consumption of Natural Rubber by Industry

Tan metrik K.G.K.  
Tonnes D.R.C.

Tempoh Period	Keterangan Industri Industry Description	Industri tayar dan tiub Tyres and tubes industries	Membuat kasut getah Manufacture of rubber footwear	Membuat produk getah lain, t.k.m. Manufacture of other rubber products, n.e.c.							Semua industri pembuatan lain yang menggunakan getah asli All other manufacturing industries consuming natural rubber (a)	Jumlah Total	
				Campuran getah Rubber compound	Gelang getah Rubber bands	Kepingan- kepingan getah Rubber sheeting	Produk lateks Latex products			Produk getah lain Other rubber products			
							Sarung tangan getah Rubber gloves	Benang getah Rubber thread	Foam Foam				Produk lateks lain Other latex products
2022		31,314	415	1,574	2,025	6,907	312,314	36,877	4,446	14,099	7,890	8,735	426,594
2021		31,259	388	1,418	1,930	5,583	380,488	43,593	5,265	13,740	8,996	9,303	501,961
2020		32,640	346	1,690	1,866	4,162	401,566	40,029	5,948	13,113	9,322	8,050	518,732
2019		35,386	559	1,675	2,311	5,171	391,007	39,968	7,155	12,961	10,831	8,442	515,466
2023	Jan.-Jun <sup>P</sup>	12,132	233	750	948	2,198	111,405	15,313	2,104	6,467	3,877	2,064	157,492
2022	Jan.-Jun	17,127	184	814	971	3,907	181,353	22,025	2,212	6,758	3,909	4,496	243,756
2023	Jun <sup>P</sup>	2,156	26	151	131	163	17,732	2,344	340	1,046	647	384	25,120
	Mei	2,426	32	85	160	163	18,023	2,721	370	1,115	588	422	26,106
	Apr.	742	48	107	151	490	17,100	2,219	316	1,015	683	366	23,237
2022	Jun	2,506	33	143	168	514	26,356	3,670	345	1,164	692	726	36,316
	Mei	2,684	38	85	150	527	27,840	2,978	332	950	585	815	36,985
	Apr.	3,055	29	180	167	945	31,638	3,405	367	1,112	599	851	42,348

Nota/Notes : <sup>P</sup> Awalan / Provisional

K.G.K / D.R.C - Kandungan Getah Kering / Dry Rubber Content

- (a) Semua industri pembuatan lain yang menggunakan getah asli mengikut keterangan industri termasuk industri membuat tali-temali, tali dan pinal, membuat keluaran pulpa, kertas dan kertas tebal, t.k.m., membuat keluaran-keluaran kimia, t.k.m., membuat keluaran-keluaran plastik, t.k.m., bengkel-bengkel, kabel dan dawai, membuat bahagian pengganti kereta motor dan kelengkapannya, membuat dan memasang basikal, basikal roda tiga dan beca.

All other manufacturing industries consuming natural rubber according to industry description includes cordage, rope and twine industries, manufacture of pulp, paper and paperboard articles, n.e.c., manufacture of chemical products, n.e.c., manufacture of plastic products, n.e.c., foundries, cables and wires, manufacture of motor vehicle parts and accessories, manufacture and assembly of bicycles, tricycles and trishaws.

**JADUAL 11: HARGA PURATA BULANAN BAGI GETAH ASLI**
*Table 11 : Average Monthly Price of Natural Rubber*
**Sen/Kg**

Tempoh Period	Harga di ladang Farmgate price		Sebut Harga pada waktu tengah hari - "F.O.B."** Noon Quotations - F.O.B.							
	Susu Getah Cair Field Latex	Sekerap Scrap	Lateks Pekat* Latex Concentrate	Getah Mutu Malaysia (1 - Pallet tan metrik) Standard Malaysian Rubber (1 - Tonne pallet)						
				G.M.M. CV S.M.R. CV	G.M.M. L S.M.R. L	G.M.M. 5 S.M.R. 5	G.M.M. GP S.M.R. GP	G.M.M. 10 S.M.R. 10	G.M.M. 20 S.M.R. 20	
<b>2022</b>	625.64	539.69	566.93	964.87	954.87	681.58	678.58	671.58	669.58	
<b>2021</b>	633.10	555.11	563.86	959.76	949.76	699.94	696.94	689.94	687.94	
<b>2020</b>	521.11	406.99	491.01	838.34	828.34	560.03	557.03	550.03	548.03	
<b>2019</b>	478.84	436.50	452.63	822.95	808.09	589.68	586.68	579.68	577.68	
<b>2023</b>	<b>Jan.-Jun</b>	529.19	472.03	508.97	868.30	858.30	611.86	608.86	601.86	599.86
<b>2022</b>	<b>Jan.-Jun</b>	722.36	589.20	647.97	1,099.95	1,089.95	733.27	730.27	723.27	721.27
<b>2023</b>	<b>Jun</b>	524.41	481.91	497.70	849.55	839.55	620.38	617.38	610.38	608.38
	<b>Mei</b>	522.99	478.02	488.76	834.64	824.64	617.76	614.76	607.76	605.76
	<b>Apr.</b>	539.03	465.21	495.00	844.97	834.97	604.62	601.62	594.62	592.62
<b>2022</b>	<b>Jun</b>	731.47	582.21	632.69	1,074.48	1064.48	722.29	719.29	712.29	710.29
	<b>Mei</b>	749.64	565.84	670.69	1,137.81	1127.81	713.86	710.86	703.86	701.86
	<b>Apr.</b>	765.14	586.65	666.47	1,130.82	1120.82	730.03	727.03	720.03	718.03

**Nota/Notes :** \* 60% Kandungan Getah Kering (K.G.K) / 60% Dry Rubber Content (D.R.C.)

\*\* F.O.B. - Free On Board

**Punca: Lembaga Getah Malaysia (LGM)**

Source: Malaysian Rubber Board (MRB)

**JADUAL 12 : GUNA TENAGA DAN GAJI & UPAH DIBAYAR MENGIKUT KATEGORI PEKERJA DI ESTET GETAH**
*Table 12 : Employment and Salaries & Wages Paid in Rubber Estates by Category of Workers*

Seperti pada akhir tempoh As at end of period	Pekerja bergaji dan Gaji & Upah Employees and Salaries & Wages												
	Pekerja diambil secara langsung Employees directly employed						Pekerja diambil secara kontrak Employees on contract basis				Jumlah Total		
	Kakitangan Pentadbiran Administrative Staff		Pekerja Estet Estate Workers		Pekerja Kilang Factory Workers		Pekerja Estet Estate Workers		Pekerja Kilang Factory Workers				
	Bilangan pekerja Number of workers	Gaji & Upah Salaries & Wages (RM'000)	Bilangan pekerja Number of workers	Gaji & Upah Salaries & Wages (RM'000)	Bilangan pekerja Number of workers	Gaji & Upah Salaries & Wages (RM'000)	Bilangan pekerja Number of workers	Gaji & Upah Salaries & Wages (RM'000)	Bilangan pekerja Number of workers	Gaji & Upah Salaries & Wages (RM'000)	Bilangan pekerja Number of workers	Gaji & Upah Salaries & Wages (RM'000)	
2022	Dis.	1,839	5,356	4,897	9,807	-	-	2,244	3,817	-	-	8,980	18,981
2021	Dis.	1,639	4,612	4,790	8,926	-	-	1,557	2,280	-	-	7,986	15,819
2020	Dis.	1,723	4,484	5,954	10,719	48	101	2,003	3,030	-	-	9,728	18,334
2019	Dis.	1,904	4,820	6,967	12,227	64	127	2,124	3,540	-	-	11,059	20,714
2023	Jun <sup>P</sup>	2,067	5,558	5,455	8,886	-	-	2,796	4,141	-	-	10,318	18,585
	Mei	2,100	5,628	5,507	8,931	-	-	2,566	3,653	-	-	10,173	18,213
	Apr.	2,068	5,747	5,421	8,494	-	-	2,485	3,344	-	-	9,974	17,585
2022	Jun	1,908	5,022	4,536	7,426	-	-	1,884	2,901	-	-	8,328	15,349
	Mei	1,916	5,047	4,574	7,143	-	-	2,109	2,618	-	-	8,599	14,807
	Apr.	1,880	5,274	4,601	6,017	-	-	1,935	2,187	-	-	8,416	13,478

 Nota/Notes : <sup>P</sup> Awalan / Provisional

**JADUAL 13 : PRODUKTIVITI PENGELUARAN DAN PENOREH BAGI ESTET GETAH**

Table 13 : Productivity of Production and Tappers in Rubber Estates

Tempoh Period	Bilangan pekerja pada akhir tempoh Number of workers at end of period			Gaji & Upah (RM '000) Salaries & Wages			Keluasan ditanam pada akhir tempoh Planted area at end of period (Hektar) (Hectare)	Pengeluaran Production (Kg K.G.K) (Kg D.R.C)	Keluasan ditoreh pada akhir tempoh Tapped area at end of period (Hektar) (Hectare)	Purata bil. hari menoreh Average number of tapping days	Produktiviti pengeluaran Productivity of production (Kg/Hek) (Kg/Ha)	Produktiviti penoreh (sehari) Productivity of tappers (per day)			
	Pekerja Estet Estate Workers	Lain-Lain Others	Jumlah Total	Pekerja Estet Estate Workers	Lain-Lain Others	Jumlah Total						(RM)	(Kg K.G.K) (Kg D.R.C.)		
														Penoreh Tappers	Pekerja Ladang Field Workers
	Penoreh Tappers	Pekerja Ladang Field Workers		Penoreh Tappers	Pekerja Ladang Field Workers										
2022	4,519	2,622	1,847	8,988	77,589	52,412	60,469	190,470	107,640	47,387,068	52,973	229	894.6	74.8	45.7
2021	4,232	2,115	1,647	7,994	75,305	40,753	49,996	166,054	85,617	45,347,184	43,143	246	1,051.1	72.5	43.6
2020	5,455	2,502	1,779	9,736	90,759	44,881	51,627	187,267	91,013	56,420,718	43,234	253	1,305.0	65.8	40.9
2019	5,994	3,097	1,976	11,067	100,256	52,710	56,452	209,418	95,354	61,227,315	43,533	260	1,406.5	64.4	39.3
2023 Jan.-Jun <sup>P</sup>	5,279	2,972	2,075	10,326	42,436	31,231	32,949	106,616	116,184	21,922,372	57,883	114	378.7	70.6	36.5
2022 Jan.-Jun	4,231	2,189	1,916	8,336	35,697	23,308	29,310	88,316	108,390	22,531,685	54,423	116	414.0	72.7	45.9
2023 Jun <sup>P</sup>	5,279	2,972	2,075	10,326	7,663	5,365	5,507	18,534	116,184	4,208,146	57,883	20	72.7	73.7	40.5
Mei <sup>P</sup>	5,047	3,026	2,103	10,176	7,136	5,448	5,628	18,213	115,737	3,437,369	57,573	20	59.7	70.5	34.0
Apr.	4,945	2,961	2,076	9,982	6,593	5,245	5,747	17,585	115,737	2,885,183	58,560	19	49.3	70.0	30.6
2022 Jun	4,231	2,189	1,916	8,336	6,087	4,240	5,022	15,349	108,390	4,071,451	54,423	20	74.8	72.8	48.7
Mei	4,480	2,203	1,924	8,607	5,626	4,135	5,047	14,807	108,444	3,512,672	54,138	19	64.9	65.6	41.0
Apr.	4,320	2,216	1,888	8,424	4,709	3,495	5,274	13,478	105,454	2,673,844	53,290	18	50.2	59.1	33.6

Nota/Notes : <sup>P</sup> Awalan / Provisional  
K.G.K / D.R.C - Kandungan Getah Kering / Dry Rubber Content

**JADUAL 14 : PENGELUARAN, KELUASAN DITOREH DAN PURATA BILANGAN HARI MENOREH BAGI ESTET GETAH MENGIKUT NEGERI**

Table 14 : Production, Tapped Area and Average Number of Tapping Days in Rubber Estates by State

Negeri State (a)	Bilangan estet Number of estates	Pengeluaran Production Tan metrik K.G.K. Tonnes D.R.C.			Keluasan ditoreh pada akhir tempoh Tapped area at end of period Hektar Hectare			Purata bilangan hari menoreh Average number of tapping days		
		2023			2023			2023		
		Jun <sup>P</sup>	Mei	Apr.	Jun <sup>P</sup>	Mei	Apr.	Jun <sup>P</sup>	Mei	Apr.
Johor	17	412	324	243	5,683	5,683	5,661	23	23	19
Kedah & Perlis	33	553	373	268	10,001	9,890	10,041	19	19	19
Kelantan & Terengganu	69	1,356	1,197	1,161	17,972	17,873	18,763	18	19	19
Melaka & Negeri Sembilan	17	207	128	111	3,888	3,788	3,793	21	21	18
Pahang	24	916	854	634	8,731	8,731	8,731	22	23	21
Perak	15	333	237	196	2,809	2,809	2,772	18	16	16
Selangor	6	237	187	197	2,981	2,981	2,981	23	21	23
Sabah & Sarawak	7	194	136	75	5,818	5,818	5,818	21	21	18
<b>Jumlah Total</b>	<b>188</b>	<b>4,208</b>	<b>3,437</b>	<b>2,885</b>	<b>57,883</b>	<b>57,573</b>	<b>58,560</b>	<b>20</b>	<b>20</b>	<b>19</b>

Nota/Notes : <sup>P</sup> Awalan / Provisional

(a) Tiada estet direkodkan bagi negeri Pulau Pinang / No estates were recorded in Pulau Pinang.

K.G.K / D.R.C - Kandungan Getah Kering / Dry Rubber Content





**JADUAL STATISTIK SUKU TAHUNAN**  
*QUARTERLY STATISTICAL TABLES*

**JADUAL 15 : PENAWARAN DAN PERMINTAAN GETAH ASLI MENGIKUT SUKU TAHUNAN**

Table 15 : Supply and Demand of Natural Rubber by Quarter

Tan metrik K.G.K.  
Tonnes D.R.C.

Tempoh Period	Penawaran Supply					Permintaan Demand					
	Stok** pada awal tempoh Stocks at the beginning of period	Import * Imports	Pengeluaran Production			Jumlah Penawaran Total Supply	Eksport * Exports	Penggunaan Domestik Domestic Consumption	Stok pada akhir tempoh Stocks at the end of period	Jumlah Permintaan Total Demand	
			Estet Estates	Kebun Kecil*** Smallholdings	Jumlah Pengeluaran Total Production						
2019	174,004	1,082,700	61,227	578,603	639,830	1,896,534	631,304	515,466	244,930	1,391,700	
2020	244,930	1,221,893	56,421	458,281	514,702	1,981,525	565,165	518,732	249,551	1,333,448	
2021	249,551	1,207,301	45,347	424,322	469,669	1,926,521	653,245	501,961	285,245	1,440,451	
2022 <sup>r</sup>	285,245	1,164,883	47,387	329,660	377,047	1,827,174	621,324	426,594	201,360	1,249,278	
2019	ST1 / Q1	174,004	274,819	15,884	169,346	185,230	634,053	144,163	128,242		272,405
	ST2 / Q2		221,183	10,809	104,389	115,198	336,381	167,327	126,485		293,812
	ST3 / Q3		248,115	18,064	161,354	179,418	427,533	171,210	122,810		294,020
	ST4 / Q4		338,583	16,470	143,514	159,984	498,567	148,604	137,929	244,930	531,463
2020	ST1 / Q1	244,930	371,299	13,667	136,992	150,659	766,888	142,877	123,648		266,525
	ST2 / Q2		183,638	11,076	78,113	89,190	272,828	112,963	120,888		233,851
	ST3 / Q3		299,600	17,036	115,495	132,531	432,131	136,764	139,214		275,978
	ST4 / Q4		367,355	14,641	127,681	142,322	509,677	172,561	134,982	249,551	557,094
2021	ST1 / Q1	249,551	350,472	13,013	118,630	131,643	731,666	161,609	141,541		303,150
	ST2 / Q2		295,306	9,216	80,769	89,985	385,290	152,395	124,210		276,605
	ST3 / Q3		249,969	12,037	120,695	132,732	382,700	170,149	106,741		276,890
	ST4 / Q4		311,554	11,081	104,229	115,310	426,864	169,092	129,470	285,245	583,806
2022	ST1 / Q1	285,245	372,683	12,274	88,771	101,045	758,972	151,874	128,107		279,981
	ST2 / Q2		283,815	10,258	64,377	74,635	358,450	160,474	115,649		276,123
	ST3 / Q3		250,895	13,307	97,662	110,969	361,864	168,464	97,475		265,939
	ST4 / Q4		257,490	11,549	78,850	90,399	347,888	140,513	85,362	201,360	427,235
2023	ST1 / Q1	201,360	299,896	11,392	72,456	83,848	585,104	135,049	83,028		218,077
	ST2 <sup>P</sup> / Q2 <sup>P</sup>		165,462	10,531	66,923	77,453	242,916	123,648	74,464	159,742	357,854

Nota/Notes : <sup>P</sup> Awalan / Provisional <sup>r</sup> Pindaan / Revised

ST - Suku Tahun / Q - Quarter

K.G.K ID.R.C - Kandungan Getah Kering/Dry Rubber Content

\* Import dan Eksport - data hanya meliputi kod getah asli di bawah HS4001.10.000 hingga HS4001.29.999

Imports and Exports -the data only covers natural rubber codes under HS4001.10.000 to HS4001.29.999

\*\* Stok merujuk pada awal tahun dan akhir tahun

Stock refers to beginning of the year and end of the year

\*\*\* Termasuk kebun kecil Lembaga Kemajuan Tanah Persekutuan (FELDA)

Includes Federal Land Development Authority (FELDA) smallholdings

**JADUAL 16 : EKSPORT GETAH ASLI MENGIKUT NEGARA YANG DITUJU MENGIKUT SUKU TAHUNAN**

*Table 16 : Exports of Natural Rubber by Country of Destination by Quarter*

Tan metrik **K.G.K.**

Tonnes *D.R.C.*

Negara-Negara Utama <i>Major Countries</i>	2019	2020	2021	2022	2021				2022				2023	
					ST1	ST2	ST3	ST4	ST1	ST2	ST3	ST4	ST1 <sup>P</sup>	ST2 <sup>P</sup>
					Q1	Q2	Q3	Q4	Q1	Q2	Q3	Q4	Q1 <sup>P</sup>	Q2 <sup>P</sup>
<b>Afrika Selatan</b> <i>South Africa</i>	4,152	3,564	4,506	3,089	951	1,059	1,949	548	1,130	903	476	580	333	490
<b>Amerika Syarikat/U.S.A</b>	25,028	18,655	39,186	34,182	5,816	6,430	17,191	9,749	7,583	15,417	6,323	4,859	3,201	3,347
<b>Argentina</b>	4,505	3,620	5,796	4,530	1,752	1,071	1,395	1,578	1,571	1,275	726	959	1,110	1,189
<b>Belanda/Netherlands</b>	2,892	2,671	1,079	825	358	485	73	164	243	269	107	206	821	212
<b>Belgium</b>	2,498	1,790	7,481	131	7,045	216	110	110	63	-	55	13	60	78
<b>Brazil</b>	14,033	10,987	12,036	15,659	4,061	2,438	3,024	2,512	3,763	3,790	4,518	3,587	2,384	2,574
<b>China</b>	309,358	292,689	315,556	285,716	73,475	84,291	76,254	81,537	70,323	65,963	75,587	73,843	67,693	58,526
<b>Finland</b>	27,317	18,467	25,885	18,186	7,278	5,645	5,040	7,923	5,786	6,451	3,730	2,219	746	1,109
<b>Greece</b>	151	382	273	148	88	54	101	29	79	21	37	11	50	28
<b>Hong Kong</b>	30	31	41	45	10	11	20	-	20	4	13	8	-	3
<b>Iran, Republik Islam</b> <i>Iran, Islamic Republic of</i>	27,296	20,132	15,076	17,745	6,468	1,610	2,250	4,749	4,352	3,906	5,553	3,934	2,032	2,067
<b>Itali/Italy</b>	9,369	6,195	5,216	4,626	1,702	1,327	1,066	1,120	1,382	1,344	1,384	516	1,601	1,270
<b>Jepun/Japan</b>	3,598	2,454	5,081	5,710	2,012	1,260	1,021	788	1,463	1,522	1,326	1,399	19	10
<b>Jerman/Germany</b>	71,080	57,442	28,596	26,314	11,221	7,722	4,138	5,515	5,138	5,074	9,211	6,892	12,379	14,245
<b>Kanada/Canada</b>	1,552	2,758	3,561	2,239	958	1,056	701	847	646	988	242	363	480	504
<b>Korea, Rep.</b> <i>Korea, Rep. of</i>	12,205	9,139	8,575	5,946	1,978	2,650	2,130	1,818	1,627	1,005	1,525	1,789	1,435	1,613

Nota/Notes : <sup>P</sup> Awalan / Provisional

**K.G.K / D.R.C** - Kandungan Getah Kering / *Dry Rubber Content*

**Jumlah berbeza disebabkan pembundaran / The total differs due to rounding**

**ST - Suku Tahun / Q - Quarter**

JADUAL 16 : EKSPORT GETAH ASLI MENGIKUT NEGARA YANG DITUJU MENGIKUT SUKU TAHUNAN (Samb.)

Table 16 : Exports of Natural Rubber by Country of Destination by Quarter (Cont'd)

Tan metrik K.G.K.

Tonnes D.R.C.

Negara-Negara Utama Major Countries	2019	2020	2021	2022 <sup>f</sup>	2021				2022				2023	
					ST1	ST2	ST3	ST4	ST1	ST2	ST3	ST4	ST1 <sup>P</sup>	ST2 <sup>P</sup>
					Q1	Q2	Q3	Q4	Q1	Q2	Q3	Q4	Q1 <sup>P</sup>	Q2 <sup>P</sup>
Mesir/Egypt	9,170	7,642	8,715	10,900	2,028	1,678	3,256	1,753	2,546	3,430	2,593	2,331	2,404	2,173
Mexico	1,995	257	1,771	2,867	60	381	260	1,069	1,146	482	974	265	730	302
Pakistan	2,492	2,446	10,998	8,623	2,495	1,961	2,233	4,310	1,816	2,918	2,946	942	2,001	4,966
Perancis/France	7,613	6,176	9,650	3,062	975	1,434	6,129	1,113	1,418	622	582	441	1,587	363
Poland	1,951	1,373	1,237	948	298	293	271	375	302	269	296	81	224	335
Portugal	8,075	4,980	3,327	2,834	786	907	989	645	847	374	1,028	585	1,251	2,661
Sepanyol/Spain	1,945	2,229	2,304	1,042	592	477	581	654	144	355	324	219	435	309
Singapura Singapore	755	60	52	37	16	12	18	6	14	10	8	5	17	20
Sweden	696	482	426	185	144	134	79	69	67	33	23	63	26	23
Taiwan	12,097	13,728	4,068	3,601	2,492	552	400	624	821	698	1,418	664	352	793
Turki/Turkiye	13,632	14,814	16,809	17,435	4,510	3,900	4,455	3,944	4,793	5,002	4,753	2,888	5,879	3,141
Ukraine	59	57	42	11	10	32	-	-	11	-	-	-	-	-
United Kingdom	4,450	2,512	2,118	1,267	709	530	384	496	392	291	329	256	219	101
Vietnam	7,555	3,093	1,822	294	718	281	578	245	92	61	114	27	35	20
Negara lain Other countries	43,754	54,338	111,963	143,129	20,604	22,500	34,056	34,803	32,297	37,996	42,267	30,569	25,547	21,177
<b>Jumlah Total</b>	<b>631,304</b>	<b>565,165</b>	<b>653,245</b>	<b>621,324</b>	<b>161,609</b>	<b>152,395</b>	<b>170,149</b>	<b>169,092</b>	<b>151,874</b>	<b>160,474</b>	<b>168,464</b>	<b>140,513</b>	<b>135,049</b>	<b>123,648</b>

Nota/Notes : <sup>P</sup> Awalan / Provisional <sup>f</sup> Pindaan / Revised

K.G.K / D.R.C - Kandungan Getah Kering / Dry Rubber Content

Jumlah berbeza disebabkan pembundaran / The total differs due to rounding

ST - Suku Tahun / Q - Quarter

**JADUAL 17 : IMPORT GETAH ASLI MENGIKUT NEGARA ASAL MENGIKUT SUKU TAHUNAN**

Table 17: Imports of Natural Rubber by Country of Origin by Quarter

Tan metrik K.G.K.

Tonnes D.R.C.

Negara Asal Country of Origin	2019	2020	2021	2022 <sup>r</sup>	2021				2022				2023	
					ST1	ST2	ST3	ST4	ST1 <sup>r</sup>	ST2 <sup>r</sup>	ST3	ST4	ST1 <sup>P</sup>	ST2 <sup>P</sup>
					Q1	Q2	Q3	Q4	Q1 <sup>r</sup>	Q2 <sup>r</sup>	Q3	Q4	Q1 <sup>P</sup>	Q2 <sup>P</sup>
Indonesia Rep.	4,701	19,365	6,782	2,117	2,608	2,220	1,568	386	765	1,352	-	-	-	13
Kemboja/Cambodia	9,531	1,840	1,277	874	732	220	324	-	650	24	200	-	220	105
India	6,735	3,147	7,372	4,263	4,811	2,183	252	126	2,750	1,473	-	40	634	1,014
Myanmar	37,661	28,080	81,504	79,779	16,726	17,356	23,671	23,752	45,933	21,783	3,541	8,521	23,479	4,743
Filipina/Philippines	111,074	130,140	156,806	145,090	44,629	38,740	28,991	44,446	50,907	38,402	29,358	26,423	20,705	16,196
Thailand	486,099	478,136	512,815	514,515	137,679	109,071	121,390	144,675	145,955	118,825	135,008	114,725	100,690	79,948
Viet Nam	42,392	14,390	9,024	10,258	2,801	2,975	1,623	1,625	2,849	1,702	2,442	3,266	3,326	1,081
Negara lain/ Other countries	384,507	546,794	431,721	407,987	140,487	122,541	72,149	96,543	122,874	100,254	80,346	104,514	150,842	62,362
<b>Jumlah Total</b>	<b>1,082,700</b>	<b>1,221,893</b>	<b>1,207,301</b>	<b>1,164,883</b>	<b>350,472</b>	<b>295,306</b>	<b>249,969</b>	<b>311,554</b>	<b>372,683</b>	<b>283,815</b>	<b>250,895</b>	<b>257,490</b>	<b>299,896</b>	<b>165,462</b>

Nota/Notes : <sup>P</sup> Awalan / Provisional <sup>r</sup> Pindaan / Revised

K.G.K / D.R.C - Kandungan Getah Kering / Dry Rubber Content

Jumlah berbeza disebabkan pembundaran / The total differs due to rounding

ST - Suku Tahun / Q - Quarter

**JADUAL 18 : PENGGUNAAN DOMESTIK GETAH ASLI MENGIKUT INDUSTRI MENGIKUT SUKU TAHUNAN**

Table 18 : Domestic Consumption of Natural Rubber by Industry Quarterly

Tan metrik K.G.K.  
Tonnes D.R.C.

Tempoh Period	Keterangan Industri Industry Description	Industri tayar dan tiub Tyres and tubes industries	Membuat kasut getah Manufacture of rubber footwear	Membuat produk getah lain, t.k.m. Manufacture of other rubber products, n.e.c.							Semua industri pembuatan lain yang menggunakan getah asli All other manufacturing industries consuming natural rubber (a)	Jumlah Total	
				Campuran getah Rubber compound	Gelang getah Rubber bands	Kepingan- kepingan getah Rubber sheeting	Produk lateks Latex products			Produk getah lain Other rubber products			
							Sarung tangan getah Rubber gloves	Benang getah Rubber thread	Foam Foam				Produk lateks lain Other latex products
2019		35,386	559	1,675	2,311	5,171	391,007	39,968	7,155	12,961	10,831	8,442	515,466
2020		32,640	346	1,690	1,866	4,162	401,566	40,029	5,948	13,113	9,322	8,050	518,732
2021		31,259	388	1,418	1,930	5,583	380,488	43,593	5,265	13,740	8,996	9,303	501,961
2022		31,314	415	1,574	2,025	6,907	312,314	36,877	4,446	14,099	7,890	8,735	426,594
2019	ST1 / Q1	9,127	161	460	559	1,457	96,371	10,211	1,928	2,914	2,987	2,067	128,242
	ST2 / Q2	8,439	90	356	522	1,167	94,993	10,969	2,001	3,288	2,646	2,014	126,485
	ST3 / Q3	9,477	140	451	604	1,334	92,014	9,199	1,596	3,230	2,485	2,280	122,810
	ST4 / Q4	8,343	168	408	626	1,213	107,629	9,589	1,630	3,529	2,713	2,081	137,929
2020	ST1 / Q1	8,559	111	436	413	948	93,815	10,399	1,573	3,295	2,493	1,606	123,648
	ST2 / Q2	4,867	44	444	307	866	100,386	6,475	1,545	2,793	1,764	1,397	120,888
	ST3 / Q3	9,704	109	431	576	1,171	106,009	11,403	1,342	3,319	2,555	2,595	139,214
	ST4 / Q4	9,510	82	379	570	1,177	101,355	11,752	1,488	3,706	2,510	2,452	134,982
2021	ST1 / Q1	9,490	111	311	566	898	108,213	12,105	1,307	3,465	2,632	2,442	141,541
	ST2 / Q2	6,183	86	374	434	1,236	96,031	10,482	1,097	3,631	2,230	2,425	124,210
	ST3 / Q3	6,119	101	329	442	1,088	82,194	8,401	1,446	3,131	1,690	1,802	106,741
	ST4 / Q4	9,466	90	405	487	2,362	94,050	12,605	1,414	3,513	2,445	2,633	129,470
2022	ST1 / Q1	8,882	85	407	485	1,921	95,518	11,972	1,168	3,532	2,032	2,105	128,107
	ST2 / Q2	8,245	99	408	485	1,986	85,835	10,053	1,044	3,226	1,877	2,391	115,649
	ST3 / Q3	7,948	121	391	558	1,456	71,022	6,442	1,098	3,599	2,196	2,645	97,475
	ST4 / Q4	6,239	110	368	496	1,544	59,939	8,410	1,136	3,741	1,785	1,594	85,362
2023	ST1 / Q1	6,809	128	407	506	1,381	58,549	8,029	1,078	3,290	1,958	893	83,028
	ST2 <sup>P</sup> / Q2 <sup>P</sup>	5,324	106	343	442	816	52,856	7,285	1,026	3,176	1,919	1,171	74,464

Nota/Notes : <sup>P</sup> Awalan / Provisional

ST - Suku Tahun / Q - Quarter

K.G.K / D.R.C - Kandungan Getah Kering / Dry Rubber Content

(a) Semua industri pembuatan lain yang menggunakan getah asli mengikut keterangan industri termasuk industri membuat tali-temali, tali dan pintal, membuat keluaran pulpa, kertas dan kertas tebal, t.k.m., membuat keluaran-keluaran kimia, t.k.m., membuat keluaran-keluaran plastik, t.k.m., bengkel-bengkel, kabel dan dawai, membuat bahagian pengganti kereta motor dan kelengkapannya, membuat dan memasang basikal, basikal roda tiga dan beca.

All other manufacturing industries consuming natural rubber according to industry description includes cordage, rope and twine industries, manufacture of pulp, paper and paperboard articles, n.e.c., manufacture of chemical products, n.e.c., manufacture of plastic products, n.e.c., foundries, cables and wires, manufacture of motor vehicle parts and accessories, manufacture and assembly of bicycles, tricycles and trishaws.



**NOTA TEKNIKAL**

*TECHNICAL NOTE*





# NOTA TEKNIKAL

## 1. Pendahuluan

Penerbitan ini memuatkan perangkaan utama getah asli yang diperoleh daripada Banci Estet Getah (RE), Banci Pemproses Getah (RP) dan Banci Pengguna Getah (RC) yang dilaksanakan setiap bulan.

## 2. Objektif

Objektif utama penerbitan ini adalah untuk memaparkan perangkaan getah asli berkaitan pengeluaran, import, eksport, penggunaan domestik dan stok. Di samping itu, data harga, bilangan pekerja, gaji & upah dan produktiviti di estet getah turut dimuatkan. Perangkaan ini akan membantu dalam perancangan dan penggubalan dasar serta pembuat keputusan bagi industri berasaskan getah.

## 3. Kuasa perundangan

Banci ini dilaksanakan di bawah Akta Perangkaan 1965 (Disemak 1989). Seksyen 5 di bawah Akta ini menghendaki mana-mana pertubuhan yang beroperasi di Malaysia untuk memberikan maklumat sebenar atau anggaran terbaik kepada Jabatan. Mengikut Akta ini, kandungan soal selidik yang diterima adalah sulit dan hanya angka agregat diterbitkan. Sementara itu, Seksyen 7 di bawah Akta yang sama memperuntukkan denda kepada responden yang gagal memberi kerjasama kepada banci yang dijalankan.

## 4. Skop dan liputan

Banci ini meliputi semua estet getah, kilang pemproses getah dan kilang pengguna getah di Malaysia yang berdaftar dengan Suruhanjaya Syarikat Malaysia (SSM), Lembaga Getah Malaysia (LGM) dan Pihak Berkuasa Kemajuan Pekebun Kecil Perusahaan Getah (RISDA).

Banci RE meliputi industri penanaman pokok getah (estet). Industri peringkat 5 digit (01291) ini dikelaskan mengikut Piawaian Klasifikasi Industri Malaysia (MSIC) 2008. Banci RP meliputi kilang-kilang yang memproses getah asli mentah untuk menjadi produk separa siap (Contoh: Getah Mutu Malaysia (G.M.M.), susu getah pekat, dsb.). Manakala banci RC meliputi kilang-kilang yang menggunakan getah asli mentah/produk separa siap dan diproses menjadi produk siap (Contoh: tayar, sarung tangan getah dsb.).

## 5. Rangka (sumber)

Rangka banci getah dikemas kini setiap tahun untuk mengambil kira pertumbuhan baru dan sebarang perubahan yang berlaku kepada pertumbuhan seperti tutup, tidak beroperasi, perubahan jenis aktiviti, lokasi kilang atau alamat pos.

## 6. Metodologi

Banci ini dilaksanakan secara mel menggunakan borang soal selidik RE, RP dan RC. Responden diberi tempoh satu bulan untuk melengkap dan mengembalikan borang soal selidik tersebut kepada Jabatan ini. Kerja luar dijalankan untuk mendapatkan borang lengkap daripada pertumbuhan yang tidak respons.

## 7. Konsep dan definisi

Konsep dan definisi yang digunakan adalah berasaskan kepada syor-syor Pejabat Perangkaan Pertumbuhan Bangsa-Bangsa Bersatu<sup>1</sup> dan *The Association of Natural Rubber Producing Countries (ANRPC)*. Konsep berkenaan mengikut amalan yang sudah diterima pakai bagi memudahkan perbandingan data dibuat di peringkat antarabangsa.

## 8. Takrif industri getah

### Estet getah

- (i) Semua kawasan, bersambungan atau berpecah-pecah dengan keluasan tidak kurang daripada 40.47 hektar (100 ekar), ditanam dengan getah atau di mana penanaman getah dibenarkan dan di bawah satu hak milik yang sah; atau
- (ii) Mana-mana keluasan tanaman getah yang telah wujud dalam estet kelapa, koko atau kelapa sawit.

### Kebun kecil getah

Meliputi semua kawasan, bersambungan atau berpecah-pecah, berjumlah kurang daripada 40.47 hektar (100 ekar), ditanam dengan getah atau di mana penanaman getah dibenarkan dan di bawah satu hak milik yang sah. Kebun kecil getah terdiri daripada tersusun dan tidak tersusun. Kebun kecil yang tersusun meliputi kawasan di bawah rancangan kerajaan seperti berikut:-

- (i) Lembaga Kemajuan Tanah Persekutuan (FELDA);
- (ii) Pihak Berkuasa Kemajuan Pekebun Kecil Perusahaan Getah (RISDA);
- (iii) Lembaga Penyatuan dan Pemulihan Tanah Negara (FELCRA);
- (iv) Rancangan tanah Kerajaan Persekutuan yang lain; dan
- (v) Rancangan tanah Kerajaan Negeri.

<sup>1</sup> *International Recommendations for Industrial Statistics, United Nations' Statistical Office, Statistical Papers, Series, M No. 90, United Nations, New York, 2009.*

### **Keluasan ditanam**

Keluasan bertanam dengan getah (matang dan/atau belum matang) dan tidak terbiar selama-lamanya.

### **Keluasan ditoreh**

Keluasan di bawah getah matang yang telah ditoreh termasuk kawasan yang "direhatkan" di bawah sistem giliran torehan.

### **Pengeluaran**

Pengeluaran getah asli merujuk kepada kandungan getah kering (KGK) bagi susu getah cair, getah keping dan skrap (getah buku dan getah kulit) yang dihasilkan oleh estet dan pekebun kecil. Data ini dikumpul dari data pembelian getah mentah oleh kilang pemproses (RP).

### **Hasil**

Hasil diperoleh dengan membahagikan jumlah pengeluaran dengan purata luas hektar yang ditoreh pada bulan rujukan.

Data import dan eksport dikumpul oleh Jabatan daripada borang pengikraran import dan eksport yang diperoleh daripada Jabatan Kastam Diraja Malaysia dan Lembaga-Lembaga Zon Bebas. Angka perdagangan luar negeri Malaysia tidak termasuk perdagangan antara kawasan iaitu antara Semenanjung Malaysia, Sabah dan Sarawak.

## **9. Import dan Eksport**

### **Import**

Sesuatu barang yang dibawa masuk ke dalam negara, sama ada secara terus atau disimpan di gudang-gudang yang dikawal. Barang-barang tersebut adalah sama ada untuk kegunaan sendiri, diproses, digunakan dalam perkilangan ataupun untuk dieksport semula ke negara lain. Pengelasan import ini diistilahkan juga sebagai 'import umum'. Di dalam laporan ini, import dikelaskan mengikut negara asal barang tersebut, iaitu negara di mana barang berkenaan terakhir dibuat sebelum ianya diimportkan ke dalam kawasan pendaftaran.

## **Eksport**

Sesuatu barang (keluaran atau buatan tempatan atau diimport untuk dieksport semula) yang dibawa keluar dari negara. Di dalam laporan ini, eksport dikelaskan mengikut negara dituju, iaitu negara di mana barang-barang berkenaan dijangka akan digunakan, sejauh mana ia boleh ditentukan pada masa ianya dieksport. Bagi barang yang dihantar berdasarkan "*Optional bill of lading*", pelabuhan pertama yang diikrarkan dianggap sebagai negara yang dituju. Sekiranya maklumat negara yang dituju bagi barang-barang yang dieksport melalui Singapura tidak diketahui/diperoleh, eksport sedemikian diambilkira sebagai eksport ke Singapura, iaitu di bawah kategori yang sama seperti barang-barang yang digunakan di Singapura. Eksport termasuk eksport semula. Pengkelasan eksport ini diistilahkan juga sebagai 'eksport umum'. Data import dan eksport hanya meliputi kod getah asli di bawah HS4001.10.000 hingga HS4001.29.999.

### **10. Penggunaan domestik**

Ia merujuk kepada penggunaan domestik getah asli seperti Getah Asap Berbunga (G.A.B.), susu getah pekat, Getah Mutu Malaysia (G.M.M.) dan sebagainya oleh pertubuhan pembuatan di Malaysia untuk mengeluarkan barangan seperti tayar dan tiub, kasut getah, sarung tangan getah, gelang getah, getah campuran dan lain-lain. Ianya tidak termasuk getah campuran & tebus guna getah dan getah sintetik.

### **11. Stok**

Ia adalah stok getah yang dimiliki oleh sesebuah pertubuhan tidak kira di mana stok tersebut ditempatkan iaitu sama ada di dalam atau di luar kilang. Ia termasuk stok getah yang belum/sedang/telah diproses. Stok dilaporkan pada awal dan akhir bulan.

### **12. Harga**

Harga purata pembeli waktu tengah hari bagi getah "F.O.B." di Kuala Lumpur. Data ini diperoleh daripada Lembaga Getah Malaysia (LGM).

### **13. Hak milik**

Hak milik sesebuah pertubuhan dikelaskan mengikut taraf residen pemilik/pemilik-pemilik modal berbayar yang terbesar (melebihi 50 peratus) dan bukannya mengikut taraf kerakyatan mereka.

- (i) Residen Malaysia ialah individu, syarikat atau organisasi lain yang lazimnya terletak di Malaysia untuk jangka masa sekurang-kurangnya satu tahun. Cawangan dan anak syarikat asing yang didaftarkan/diperbadankan di Malaysia adalah dianggap sebagai pemastautin Malaysia.
- (ii) Bukan residen Malaysia ialah individu, syarikat atau organisasi lain yang lazimnya terletak di negara selain Malaysia. Cawangan dan anak syarikat milik residen Malaysia di luar negeri juga dianggap sebagai bukan residen Malaysia.
- (iii) Hak milik bersama ialah residen Malaysia atau bukan residen Malaysia memegang jumlah saham yang sama banyak dalam perniagaan berkenaan.

#### **14. Guna tenaga**

##### **Jumlah pekerja**

Bilangan orang yang bekerja pada bulan Disember atau pada tempoh pembayaran gaji terakhir bagi bulan rujukan.

##### **Gaji & upah dibayar**

Pembayaran tunai, termasuk bonus yang dibayar komisen, bayaran lebih masa, elaun kos sara hidup dan elaun-elaun lain yang dibayar kepada semua pekerja bergaji dalam tempoh tahun rujukan. Sementara caruman pekerja kepada Kumpulan Wang Simpanan Pekerja (KWSP) dan Pertubuhan Keselamatan Sosial (PERKESO) turut dimasukkan, caruman oleh majikan dikecualikan. Elaun kepada pemilik yang bekerja, rakan niaga yang bekerja dan pekerja keluarga tidak bergaji juga dikecualikan.

#### **15. Pembundaran**

Jumlah bagi komponen mungkin berbeza dengan jumlah besar dalam jadual penerbitan disebabkan oleh pembundaran angka.

#### **16. Nota dan simbol**

K.G.K	Kandungan Getah Kering
RM	Ringgit Malaysia
Kg/Hek	Kilogram sehektar
-	Tiada data

## **TECHINICAL NOTES**

### **1. Introduction**

*This publication provides principal statistics of Natural Rubber information on rubber obtained from the Census of Rubber Estates (RE), Census of Rubber Processors (RP) and Census of Rubber Consumers (RC) were conducted every month.*

### **2. Objective**

*The main objective of this report is to provide statistics on rubber with regards to production, imports, exports, domestic consumption and stocks. In addition, data of prices, number of employees, salaries & wages and productivity in rubber estates are also included. These statistics will assist the government in development planning, policy making and decision-makers of rubber based industries.*

### **3. Legal authority**

*The survey was conducted under the provisions of the Statistics Act, 1965 (Revised 1989). Section 5 of this Act requires all establishments operating in Malaysia to provide actual information or best estimates to the Department. The Act stipulates that the contents of the individual returns received are confidential and only aggregated figures are published. Meanwhile, Section 7 under the same Act provides the penalty to the respondents that could not comply with the survey undertaken.*

### **4. Scope and coverage**

*The census covered all rubber estates, rubber processor factories and rubber consumer factories in Malaysia registered with the Companies Commission of Malaysia (SSM), Malaysian Rubber Board (MRB) and Rubber Industry Smallholders Development Authority (RISDA).*

*The census of RE covered growing of rubber trees (estates). This industrial 5-digit level (01291) is classified under the Malaysia Standard Industrial Classification (MSIC) 2008. Census of RP covered the factories processing raw natural rubber into semi-finished products (Example: Standard Malaysian Rubber (S.M.R.), Latex Concentrate (LC) etc.). Whereas census of RC covered to factories consuming raw natural rubber/semi-finished products and processed into finished products (Example: tyres, gloves etc.).*

## **5. Frame (source)**

*The frame (source) of rubber censuses are updated annually to take into account new establishments and to record any changes in the status of the establishments such as closed down, not operation, change in activities and location or postal addresses.*

## **6. Methodology**

*The census was primarily conducted through mail enquiry using RE, RP and RC questionnaire. Respondents were given one month to complete and return the questionnaire to the Department. Field enumeration was then carried out to collect the complete questionnaire from the establishments that did not respond.*

## **7. Concepts and definitions**

*Concepts and definitions used are based on the recommendations of the United Nations' Statistical Office<sup>1</sup> and The Association of Natural Rubber Producing Countries (ANRPC). These concepts adhere to accepted practices, thereby facilitating international comparability of data.*

## **8. Definition of rubber industry**

### **Rubber estate**

- (i) All areas, contiguous or non-contiguous, aggregating not less than 40.47 hectares (100 acres), planted with rubber or on which the planting of rubber is permitted and is under a single legal ownership; or*
- (ii) Any area planted with rubber in a coconut, cocoa or oil palm estate.*

### **Rubber smallholding**

*It is defined as all areas, contiguous or non-contiguous, aggregating less than 40.47 hectares (100 acres), planted with rubber or on which the planting of rubber is permitted and is under a single legal ownership. Smallholdings can be organized or unorganized. Organized smallholdings include those under various government schemes such as follows :-*

- (i) Federal Land Development Authority (FELDA);*
- (ii) Rubber Industry Smallholders Development Authority (RISDA);*
- (iii) Federal Land Consolidation and Rehabilitation Authority (FELCRA);*
- (iv) Other Federal Government land schemes; and*
- (v) State Government land schemes.*

<sup>1</sup> *International Recommendations for Industrial Statistics, United Nations' Statistical Office, Statistical Papers, Series, M No. 90, United Nations, New York, 2009.*



### **Planted area**

*The area planted with rubber (mature and/or immature) and which has not been abandoned permanently.*

### **Tapped area**

*The area under mature rubber that has been tapped including areas "rested" under rotational systems.*

### **Production**

*Production of natural rubber refers to the dry rubber content (DRC) of field latex, rubber sheets and scrap (lump and bark) produced by estates and smallholders. This data is collected from the purchasing data of raw rubber processor factories.*

### **Yield**

*The yield is derived by dividing the total production by the average hectareage tapped during the reference month.*

*The data on imports and exports are compiled by the Department of Statistics from declaration forms sourced from the Malaysian Royal Customs Department and Free Zone Authorities. External trade data for Malaysia do not include inter-regional trade between Peninsular Malaysia, Sabah and Sarawak.*

## **9. Imports and Exports**

### **Import**

*Goods are brought into the country either directly or into bonded warehouses, whether or not such goods are for consumption, to be processed, used in manufacturing or for subsequent re-exports to other countries. This categorization of imports is also termed as 'general imports'. In this report, imports are classified according to the country of origin of the goods, that is, the country where the goods are given the final form before they are imported into the registration area.*

### **Exports**

*Goods (locally produced or manufactured or imported for subsequent re-exports) taken out of the country. In this report, exports are classified according to the country of destination, that is, the country where it is expected that the goods will be consumed insofar as this can be ascertained at the time of export. In the case of goods shipped on an "Optional bill of lading", the country of destination refers to that of the first port declared. If the information regarding the country of destination of goods exported via Singapore is not known/available, such exports are included under the value of exports to Singapore that is, under the same category as goods consumed in Singapore. Exports include re-exports. This categorization of exports is also termed as 'general exports'. Data of imports and exports only covers natural rubber codes under HS4001.10.000 to HS4001.29.999.*

- 10. Domestic consumption** *This refers to the usage of natural rubber such as latex concentrate, Ribbed Smoked Sheet (R.S.S.), Standard Malaysian Rubber (S.M.R.), etc. by manufacturing establishments in Malaysia to produce products such as tyres and tubes, rubber footwear, rubber gloves, rubber bands and others. Excluding rubber compound & reclaimed rubber and synthetics rubber.*
- 11. Stocks** *This refers to stocks of rubber owned by establishments regardless where it is located i.e. inside or outside the factory. They include stocks of unprocessed/in process/processed rubber. Stocks are reported as at the beginning and the end of the month.*
- 12. Prices** *Average buyers' mid-day prices for rubber "F.O.B." in Kuala Lumpur. Data on prices are obtained from Malaysian Rubber Board (MRB).*
- 13. Ownership** *The ownership of an establishment is classified by the residential status of the owner(s) of the majority (more than 50 per cent) of the paid-up capital and not by their citizenship status.*
- 14. Employment**
- (i) *Malaysian resident is any individual, company or other organization ordinarily domiciled in Malaysia for a period of at least one year. Malaysian registered branches and incorporated subsidiaries of foreign based/origins are also regarded as residents.*

(ii) *Non-Malaysian resident is any individual, company or other organization ordinarily domiciled in a country other than Malaysia. Foreign branches and/or subsidiaries abroad owned by residents are also regarded as non-residents.*

(iii) *Joint-Ownership is any Malaysian residents and Non-Malaysian residents held equal shares in the business.*

**Total number of persons engaged**

*Number of persons working during December or the last pay period of the reference month.*

**Salaries & wages paid**

*Salaries & wages paid refer to cash payments, including bonuses, paid commissions, overtime wages, cost of living and allowances made to all employees during the reference year. While the employees' contributions to Employees' Provident Fund (EPF) and Social Security Organisation (SOCSO) is included. The employer's contributions are excluded. Allowances to working proprietor, working partners and unpaid family worker are also not included.*

**15. Rounding**

*The sum of the components may not add up to the totals in the tables presented in this publication due to rounding.*

**16. Notes and symbols**

<i>D.R.C</i>	<i>Dry Rubber Content</i>
<i>RM</i>	<i>Ringgit Malaysia</i>
<i>Kg/Ha</i>	<i>Kilogram per hectare</i>
<i>-</i>	<i>Nil</i>

