



KEMENTERIAN EKONOMI
JABATAN PERANGKAAN MALAYSIA

PERANGKAAN PEMBUATAN BULANAN

MONTHLY MANUFACTURING STATISTICS

MEI
MAY 2023

Dikeluarkan pada: 12 JULAI 2023
Released on: 12 JULY 2023

PEMAKLUMAN / ANNOUNCEMENT

Jabatan Perangkaan Malaysia (DOSM) sedang menjalankan Banci Ekonomi pada tahun 2023. DOSM amat menghargai kerjasama daripada responden dalam memberikan maklumat kepada DOSM serta menjayakan banci ini. Sila layari www.dosm.gov.my untuk maklumat lanjut.

DOSM telah melancarkan OpenDOSM NextGen sebagai medium yang menyediakan katalog data dan visualisasi bagi memudahkan pengguna menganalisis pelbagai data. OpenDOSM NextGen ialah platform perkongsian data sumber terbuka dan boleh diakses melalui portal <https://open.dosm.gov.my>.

Dimaklumkan bahawa Kerajaan Malaysia telah mengisytiharkan Hari Statistik Negara (MyStats Day) pada 20 Oktober setiap tahun. Tema sambutan MyStats Day adalah "Connecting the World with Data We Can Trust".

DOSM akan mengeluarkan Anggaran KDNK Awalan bermula pada suku tahun kedua 2023. Anggaran awalan ini merupakan inisiatif yang dilaksanakan oleh DOSM untuk memberikan gambaran prestasi ekonomi empat (4) minggu awal sebelum KDNK Suku Tahunan dikeluarkan.

The Department of Statistics Malaysia (DOSM) is conducting the Economic Census in 2023. DOSM greatly appreciates the cooperation of respondents in providing information and ensuring the success of this census. Please visit www.dosm.gov.my for more information.

DOSM has launched OpenDOSM NextGen as a medium that provides a catalogue of data and visualisation to facilitate users in analysing various data. OpenDOSM NextGen is an open source data sharing platform and accessible through <https://open.dosm.gov.my> portal.

Please be informed that the Government of Malaysia has declared National Statistics Day (MyStats Day) on October 20 each year. MyStats Day theme is "Connecting the World with Data We Can Trust".

DOSM will release the Advance GDP Estimates beginning in the second quarter of 2023. These advance estimates are an initiative by DOSM to provide an overview of the economic performance four (4) weeks prior to the release of the Quarterly GDP.

JABATAN PERANGKAAN MALAYSIA
DEPARTMENT OF STATISTICS MALAYSIA

Diterbitkan dan dicetak oleh / *Published and printed by:*

Jabatan Perangkaan Malaysia

Department of Statistics Malaysia

Blok C7, Kompleks C,

Pusat Pentadbiran Kerajaan Persekutuan

62514 Putrajaya,

MALAYSIA

Tel.	:	03-8885 7000
Faks/Fax	:	03-8888 9248
Portal	:	https://www.dosm.gov.my
Facebook / Twitter / Instagram / YouTube	:	StatsMalaysia
Emel/Email	:	info@dosm.gov.my (pertanyaan umum / <i>general enquiries</i>)
		data@dosm.gov.my (pertanyaan & permintaan data / <i>data request & enquiries</i>)
Harga/Price	:	RM10.00

Diterbitkan pada Julai 2023 / *Published in July 2023*

Hakcipta terpelihara / All rights reserved.

Tiada bahagian daripada terbitan ini boleh diterbitkan semula, disimpan untuk pengeluaran atau ditukar dalam apa-apa bentuk atau alat apa jua pun kecuali setelah mendapat kebenaran daripada Jabatan Perangkaan Malaysia. Pengguna yang mengeluarkan sebarang maklumat dari terbitan ini sama ada yang asal atau diolah semula hendaklah meletakkan kenyataan berikut:

“Sumber: Jabatan Perangkaan Malaysia”.

No part of this publication may be reproduced or distributed in any form or by any means or stored in database without the prior written permission from Department of Statistics, Malaysia. Users reproducing content of this publication with or without adaptation should quote the following.

“Source: Department of Statistics Malaysia”.

ISSN 0128-3499



Penerbitan ini memaparkan perangkaan nilai jualan, bilangan pekerja bergaji dan gaji & upah secara bulanan berdasarkan Survei Pembuatan Bulanan. Objektif utama penerbitan ini adalah untuk menyediakan data aliran terkini sektor Pembuatan bagi membantu pengguna dalam perancangan, penggubalan dasar dan membuat keputusan.

Ringkasan penemuan dan jadual perangkaan yang terperinci masing-masing dipaparkan pada bahagian pertama dan kedua penerbitan ini. Sementara itu, aspek-aspek teknikal yang digunakan seperti skop dan liputan dan konsep dan definisi juga disediakan pada Bahagian ketiga bagi membantu pengguna memahami statistik yang diterbitkan.

Jabatan Perangkaan Malaysia merakamkan penghargaan atas kerjasama yang diberikan oleh responden dan juga semua pihak yang telah menyumbang secara langsung dan tidak langsung dalam menjayakan penerbitan ini. Sebarang maklum balas dan cadangan untuk penambahbaikan penerbitan ini pada masa akan datang amat dihargai.

Dato' Sri Dr. Mohd Uzir Mahidin

Ketua Perangkawan Malaysia

Julai 2023

PREFACE



This publication presents monthly statistics on sales value, number of employees and salaries & wages based on the Monthly Manufacturing Survey. The main objective of this publication is to provide statistics on the latest trends of the Manufacturing sector to assist users in the planning, formulation of policies and decision making.

The summary findings and detailed statistical tables are highlighted in the first and second part of this publication respectively. Meanwhile, the technical aspects used such as scope and coverage and concepts and definitions are provided in the third part to assist users to understand the published statistics.

The Department of Statistics, Malaysia gratefully acknowledges the co-operation rendered by the respondents as well as all parties who have contributed directly and indirectly in making this publication a success. Any feedback and suggestion towards improving future publication is highly appreciated.

Dato' Sri Dr. Mohd Uzir Mahidin

Chief Statistician Malaysia

July 2023



	Muka Surat <i>Page</i>
Kata Pengantar / Preface	i - ii
Kandungan / Contents	iii - iv
Kalendar Awalan Keluaran 2023 / Advance Release Calendar 2023	v
Penemuan Utama / Main Findings	
Ringkasan Penemuan Perangkaan Pembuatan Bulanan (PPB), Julai 2023 <i>Summary of Findings Monthly Manufacturing Statistics (MMS), July 2023</i>	1 - 8
Jadual / Tables	
1 Perangkaan Utama Bagi Sektor Pembuatan <i>Principal Statistics of Manufacturing Sector</i>	9
1.1a Nilai Jualan Sektor Pembuatan Mengikut Subsektor <i>Sales Value of Manufacturing Sector by Sub-sector</i>	10 - 13
1.1b Nilai Jualan Sektor Pembuatan Mengikut Subsektor: Perubahan Peratusan Tahunan <i>Sales Value of Manufacturing Sector by Sub-sector: Annual Percentage Change</i>	14 - 15
1.1c Nilai Jualan Sektor Pembuatan Mengikut Subsektor: Perubahan Peratusan Bulanan/Suku Tahunan <i>Sales Value of Manufacturing Sector by Sub-sector: Monthly/Quarterly Percentage Change</i>	16 - 17
1.2a Bilangan Pekerja Bergaji Sektor Pembuatan Mengikut Subsektor <i>Number of Paid Employees of Manufacturing Sector by Sub-sector</i>	18 - 21
1.2b Bilangan Pekerja Bergaji Sektor Pembuatan Mengikut Subsektor: Perubahan Peratusan Tahunan <i>Number of Paid Employees of Manufacturing Sector by Sub-sector: Annual Percentage Change</i>	22 - 23
1.2c Bilangan Pekerja Bergaji Sektor Pembuatan Mengikut Subsektor: Perubahan Peratusan Bulanan/Suku Tahunan <i>Number of Paid Employees of Manufacturing Sector by Sub-sector: Monthly/Quarterly Percentage Change</i>	24 - 25
1.3a Gaji dan Upah yang Dibayar Sektor Pembuatan Mengikut Subsektor <i>Salaries and Wages Paid of Manufacturing Sector by Sub-sector</i>	26 - 29
1.3b Gaji dan Upah yang Dibayar Sektor Pembuatan Mengikut Subsektor: Perubahan Peratusan Tahunan <i>Salaries and Wages Paid of Manufacturing Sector by Sub-sector: Annual Percentage Change</i>	30 - 31



Jadual / Tables

1.3c	Gaji dan Upah yang Dibayar Sektor Pembuatan Mengikut Subsektor: Perubahan Peratusan Bulanan/Suku Tahunan <i>Salaries and Wages Paid of Manufacturing Sector by Sub-sector: Monthly/Quarterly Percentage Change</i>	32 - 33
1.4a	Nilai Jualan Sektor Pembuatan Mengikut Kumpulan <i>Sales Value of Manufacturing Sector by Group</i>	34 - 49
1.4b	Nilai Jualan Sektor Pembuatan Mengikut Kumpulan: Perubahan Peratusan Tahunan <i>Sales Value of Manufacturing Sector by Group: Annual Percentage Change</i>	50 - 57
1.4c	Nilai Jualan Sektor Pembuatan Mengikut Kumpulan: Perubahan Peratusan Bulanan/Suku Tahunan <i>Sales Value of Manufacturing Sector by Group: Monthly/Quarterly Percentage Change</i>	58 - 65
1.5a	Bilangan Pekerja Bergaji Sektor Pembuatan Mengikut Kumpulan <i>Number of Paid Employees of Manufacturing Sector by Group</i>	66 - 81
1.5b	Bilangan Pekerja Bergaji Sektor Pembuatan Mengikut Kumpulan: Perubahan Peratusan Tahunan <i>Number of Paid Employees of Manufacturing Sector by Group: Annual Percentage Change</i>	82 - 89
1.5c	Bilangan Pekerja Bergaji Sektor Pembuatan Mengikut Kumpulan: Perubahan Peratusan Bulanan/Suku Tahunan <i>Number of Paid Employees of Manufacturing Sector by Group: Monthly/Quarterly Percentage Change</i>	90 - 97
1.6a	Gaji dan Upah yang Dibayar Sektor Pembuatan Mengikut Kumpulan <i>Salaries and Wages Paid of Manufacturing Sector by Group</i>	98 - 105
1.6b	Gaji dan Upah yang Dibayar Sektor Pembuatan Mengikut Kumpulan: Perubahan Peratusan Tahunan <i>Salaries and Wages Paid of Manufacturing Sector by Group: Annual Percentage Change</i>	106 - 113
1.6c	Gaji dan Upah yang Dibayar Sektor Pembuatan Mengikut Kumpulan: Perubahan Peratusan Bulanan/Suku Tahunan <i>Salaries and Wages Paid of Manufacturing Sector by Group: Monthly/Quarterly Percentage Change</i>	114 - 121
2	Pengeluaran Produk Utama dalam Industri Pembuatan yang Terpilih <i>Production of Major Products in Selected Manufacturing Industries</i>	122 - 130

KALENDAR KELUARAN AWALAN 2023 / ADVANCE RELEASE CALENDAR 2023



Bulan rujukan / Reference month	Tarikh / Date
Januari 2023 / January 2023	13.03.2023
Februari 2023 / February 2023	11.04.2023
Mac 2023 / March 2023	09.05.2023
April 2023 / April 2023	09.06.2023
Mei 2023 / May 2023	12.07.2023
Jun 2023 / June 2023	08.08.2023
Julai 2023 / July 2023	11.09.2023
Ogos 2023 / August 2023	12.10.2023
September 2023 / September 2023	07.11.2023
Oktober 2023 / October 2023	11.12.2023
November 2023 / November 2023	11.01.2024
Disember 2023 / December 2023	07.02.2024

Nota / Notes:

Kenyataan akhbar dihantar kepada pihak media pada tarikh pengeluaran dengan masa embargo ditetapkan bagi penyiaran. Kenyataan akhbar tersebut disiarkan selepas masa embargo di portal Jabatan Perangkaan Malaysia (<http://www.dosm.gov.my>)

A press statement is issued to the media on the date of release with a specified embargo time for release. The press statement is posted after the embargo time on the portal of Department of Statistics Malaysia (<http://www.dosm.gov.my>)

Muka surat ini sengaja dibiarkan kosong
This page is deliberately left blank



RINGKASAN PENEMUAN

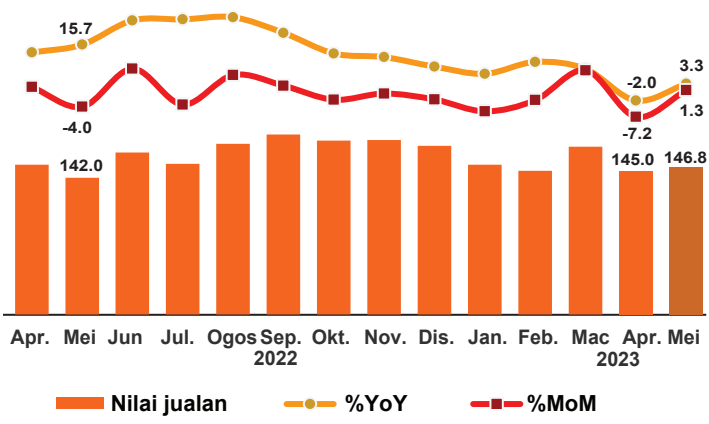
Summary of Findings

Muka surat ini sengaja dibiarkan kosong
This page is deliberately left blank

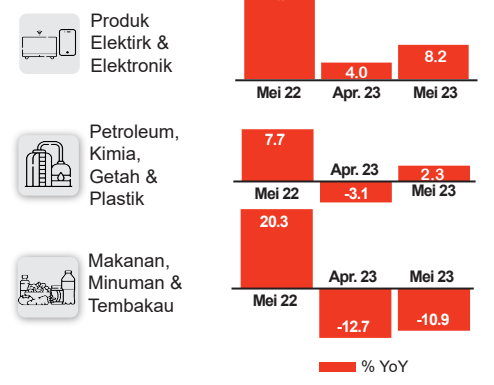
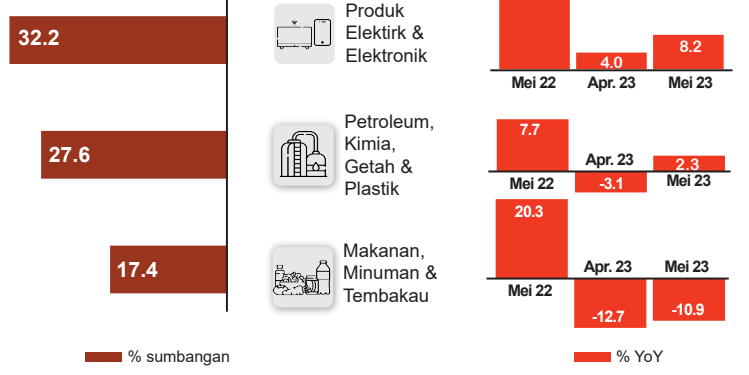
PERANGKAAAN PEMBUATAN MEI 2023

Nilai jualan sektor Pembuatan kembali kepada pertumbuhan positif sebanyak 3.3 peratus, mencapai RM146.8 bilion pada Mei 2023
Seramai 2.36 juta orang pekerja dalam sektor ini dengan gaji dan upah dibayar berjumlah RM8.10 bilion

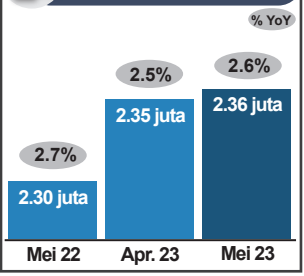
Nilai jualan, RM Bilion



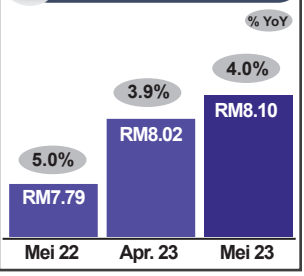
Lebih daripada dua pertiga daripada nilai jualan Pembuatan disumbangkan oleh subsektor Peralatan Elektrik & Elektronik (32.2%); Petroleum, Kimia, Getah & Plastik (27.6%); dan Makanan, Minuman & Tembakau (17.4%)



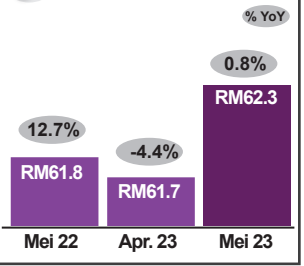
Pekerja, orang



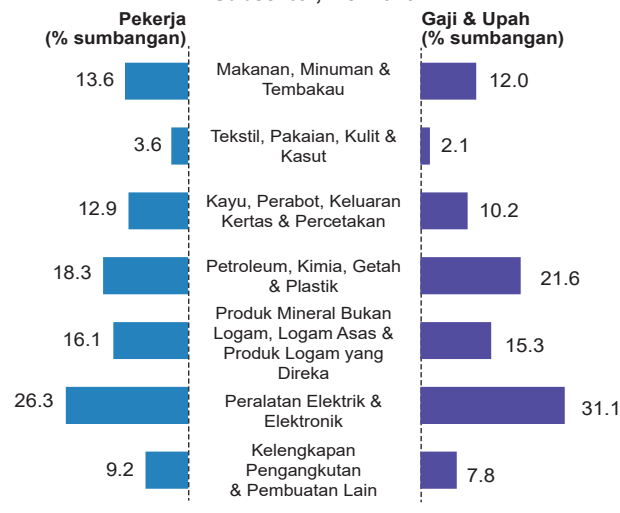
Gaji & Upah, RM Bilion



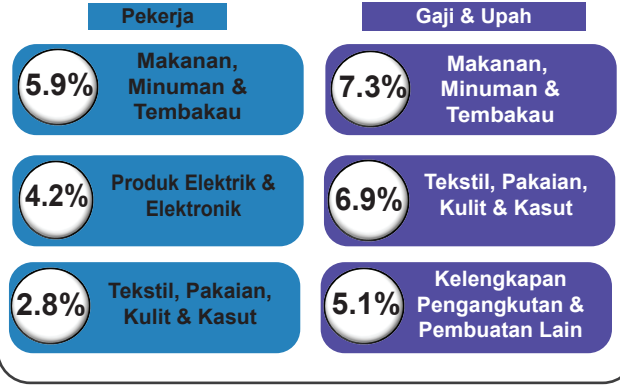
Jualan per Pekerja, RM Ribu



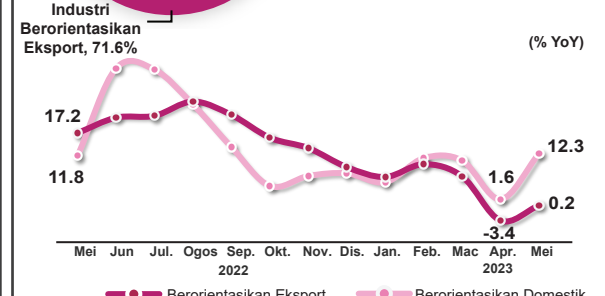
Bilangan Pekerja dan Gaji & Upah mengikut Subsektor, Mei 2023



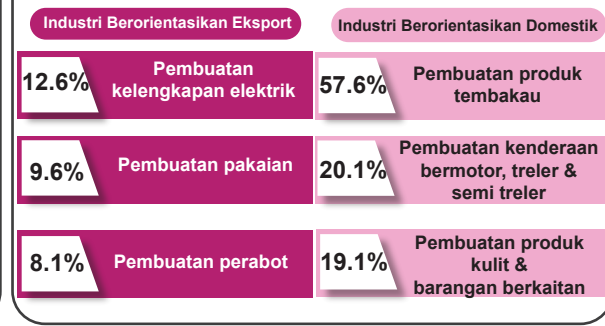
Tiga subsektor teratas dengan pertumbuhan tertinggi, Mei 2023



Industri Berorientasikan Eksport dan Domestik



Industri teratas dengan pertumbuhan tertinggi, Mei 2023



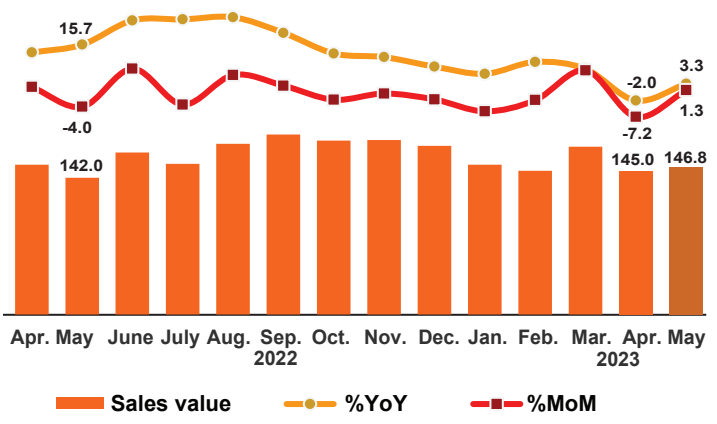
%YoY: Peratus perubahan tahun ke tahun
%MoM: Peratus perubahan bulan ke bulan

Sumber: Perangkaan Pembuatan Malaysia, Mei 2023, Jabatan Perangkaan Malaysia (DOSM)

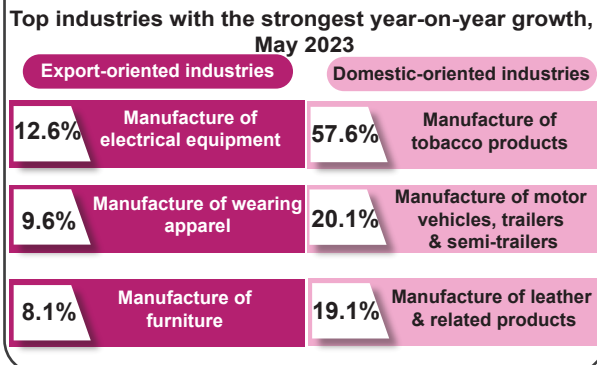
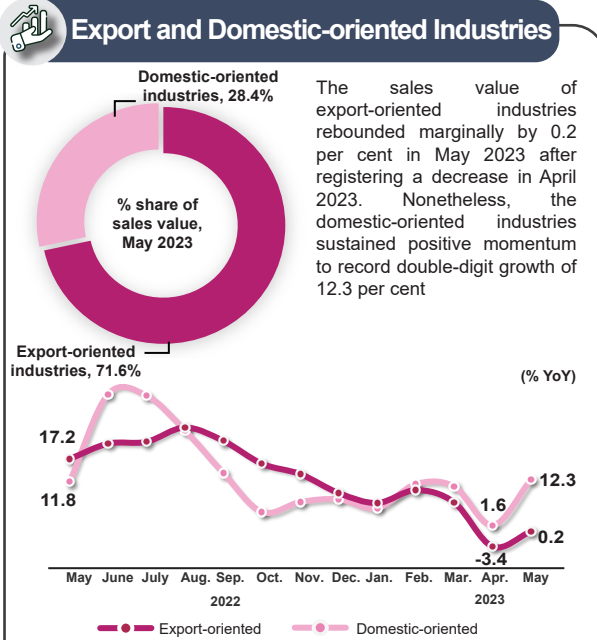
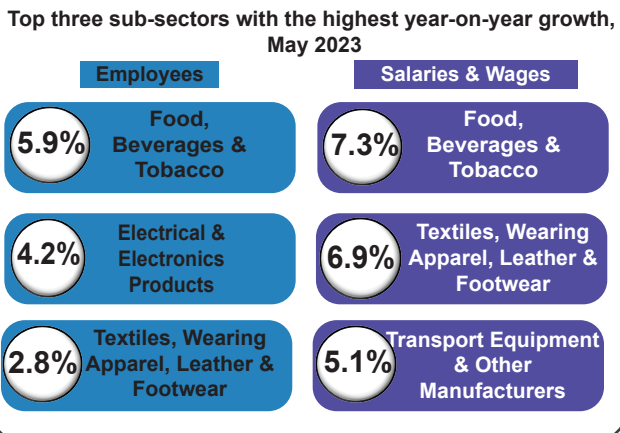
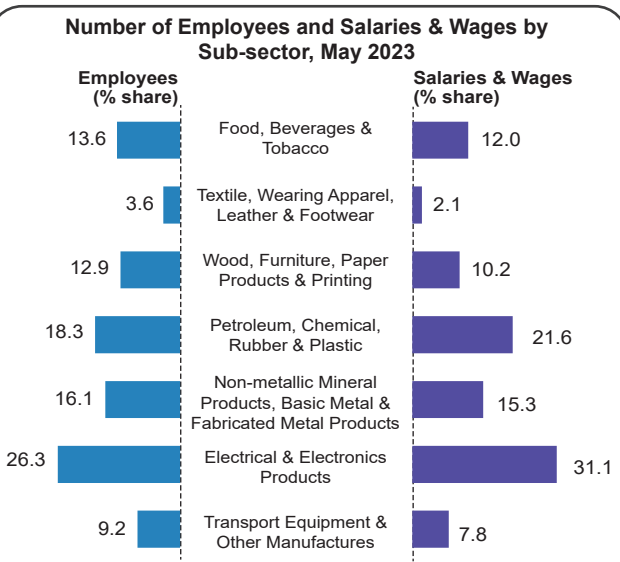
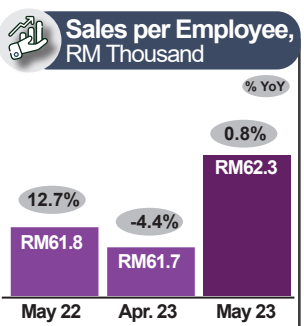
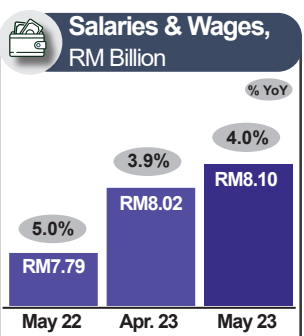
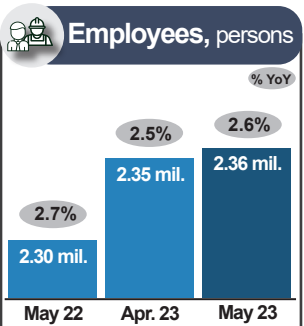
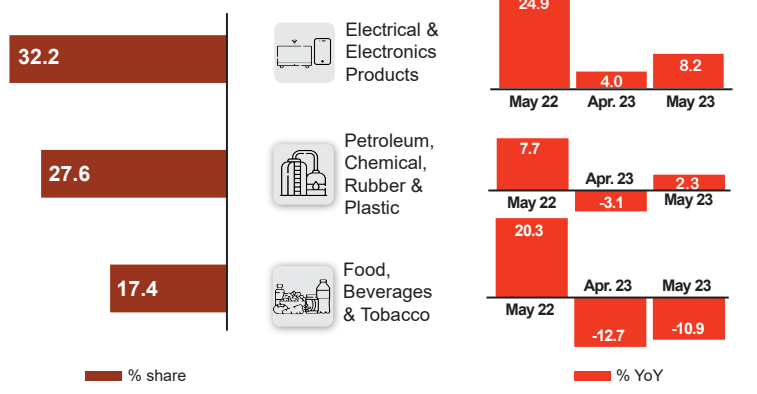
MANUFACTURING STATISTICS MAY 2023

The sales value of the Manufacturing sector returned to positive growth of 3.3 per cent, reaching RM146.8 billion in May 2023
A total of 2.36 million persons engaged in this sector with salaries and wages paid amounting to RM8.10 billion

Sales value, RM Billion



More than two-thirds of Manufacturing sales value was contributed by Electrical & Electronics Products (32.2%); Petroleum, Chemical, Rubber & Plastic (27.6%); and Food, Beverages & Tobacco (17.4%) sub-sectors



%YoY: Percentage change year-on-year
%MoM: Percentage change month-on-month

Source: Manufacturing Statistics Malaysia, May 2023, Department of Statistics Malaysia (DOSM)

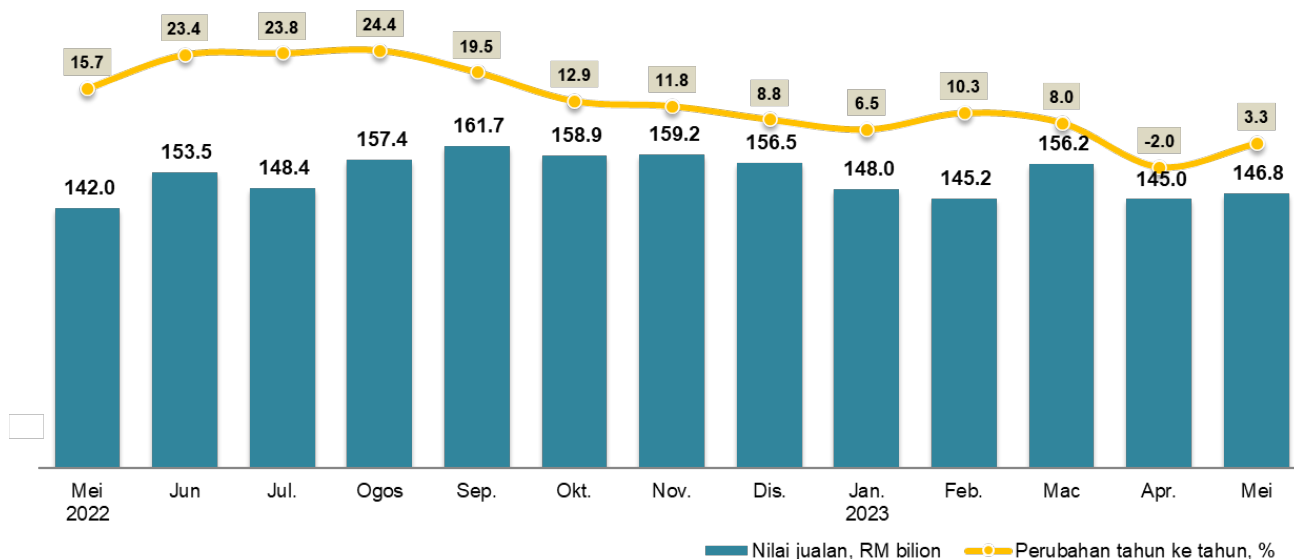
PRESTASI SEKTOR PEMBUATAN MEI 2023

1.0 NILAI JUALAN SEKTOR PEMBUATAN

Nilai jualan sektor Pembuatan Malaysia pada bulan Mei 2023 berjumlah RM146.8 bilion, meningkat 3.3 peratus berbanding RM142.0 bilion yang dilaporkan pada tahun lalu (Carta 1). Berbanding dengan bulan sebelumnya, nilai jualan bertambah 1.3 peratus (April 2023: RM145.0 bilion) manakala nilai jualan pelarasan bermusim menokok 5.5 peratus.

Pengembangan tersebut disokong oleh pertumbuhan kukuh sebanyak 17.3 peratus yang dicatatkan dalam Kelengkapan pengangkutan & pembuatan lain ditambah dengan trend peningkatan berterusan dalam Produk mineral bukan logam logam asas & produk logam yang direka (8.7%) dan Produk peralatan elektrik & elektronik (8.2%).

Carta 1: Nilai Jualan Sektor Pembuatan, Mei 2022 - Mei 2023



*** Nota:**

- Laporan ini boleh diperolehi daripada laman portal Jabatan Perangkaan Malaysia (<https://www.dosm.gov.my>) di bawah ruangan: **Siaran Terkini**.
- Data bagi bulan Mei 2023 merupakan data **awalan**. Data ini akan dikemaskini berdasarkan data terkini yang diperolehi dan akan diterbitkan dalam penerbitan bulan Jun 2023.

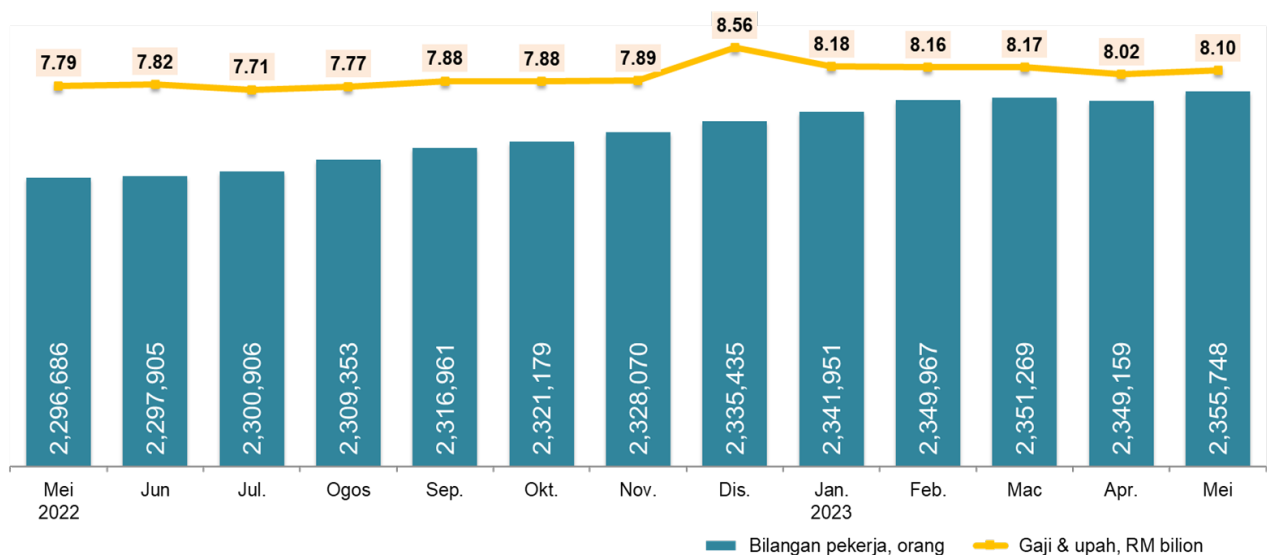
2.0 BILANGAN PEKERJA

Seramai 2.36 juta orang pekerja yang terlibat dalam sektor Pembuatan pada Mei 2023, bertambah sebanyak 2.6 peratus berbanding 2.30 juta orang yang direkodkan setahun lalu. Kenaikan ini disokong terutamanya oleh subsektor Produk makanan, minuman & tembakau (5.9%); Peralatan elektrik & elektronik (4.2%); dan Produk kayu, perabot, keluaran kertas & percetakan (2.5%). Berbanding bulan sebelumnya, bilangan pekerja dalam sektor ini meningkat secara marginal sebanyak 0.3 peratus.

3.0 GAJI & UPAH

Selaras dengan peningkatan bilangan pekerja, gaji & upah yang dibayar dalam sektor Pembuatan meningkat sebanyak 4.0 peratus tahun ke tahun yang berjumlah RM8.1 bilion pada Mei 2023. Bagi perbandingan bulan ke bulan, gaji & upah meningkat 1.0 peratus daripada RM8.0 bilion yang direkodkan pada April 2023.

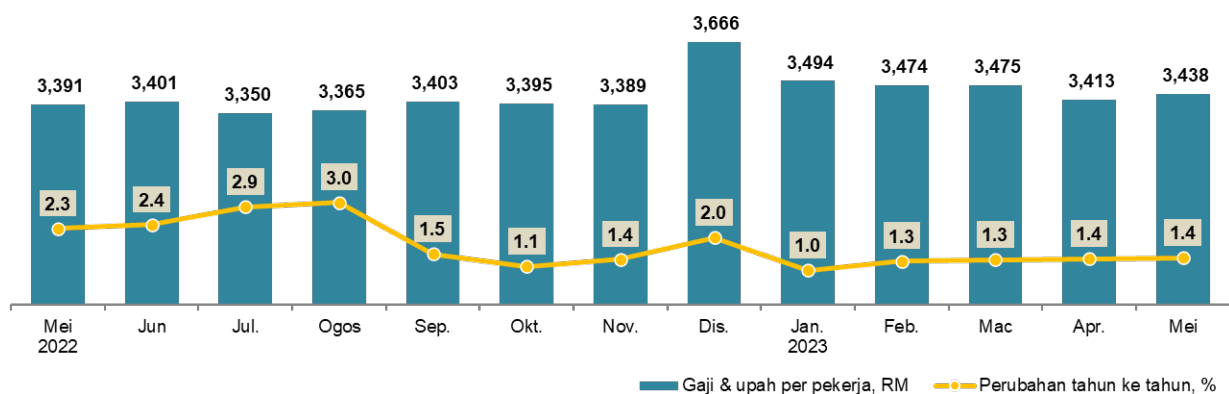
Carta 2: Bilangan Pekerja dan Gaji & Upah Sektor Pembuatan, Mei 2022 - Mei 2023



4.0 PURATA GAJI & UPAH PER PEKERJA

Purata gaji & upah yang dibayar bagi setiap pekerja pada bulan Mei 2023 adalah sebanyak RM3,438, tumbuh 1.4 peratus tahun ke tahun (Mei 2022: RM3,391) seperti yang dipaparkan di Carta 3. Begitu juga, purata gaji & upah bagi setiap pekerja bertambah 0.7 peratus berbanding bulan sebelum (April 2023: RM3,413).

Carta 3: Gaji & Upah Per Pekerja Sektor Pembuatan, Mei 2022 - Mei 2023



5.0 NILAI JUALAN PER PEKERJA

Nilai jualan bagi setiap pekerja pada Mei 2023 meningkat 0.8 peratus kepada RM62,315 berbanding RM61,847 pada bulan yang sama tahun sebelumnya (Carta 4). Sementara itu, purata nilai jualan bagi setiap pekerja menaik 1.0 peratus berbanding April 2023.

Carta 4: Nilai Jualan Per Pekerja Sektor Pembuatan, Mei 2022 - Mei 2023



6.0 PRESTASI BAGI TEMPOH JANUARI - MEI 2023

Prestasi keseluruhan bagi Januari hingga Mei 2023, nilai jualan sektor Pembuatan meningkat sebanyak 5.1 peratus, mencatatkan RM741.2 bilion berbanding tempoh yang sama tahun sebelumnya. Sementara itu, bilangan pekerja bertambah 2.6 peratus untuk merekodkan seramai 2.36 juta orang dengan gaji & upah meningkat 4.1 peratus kepada RM40.6 bilion.

Selain itu, nilai jualan setiap pekerja mencatatkan pertumbuhan sebanyak 2.5 peratus, berjumlah RM314,636 bagi tempoh lima bulan pertama tahun 2023. Butiran terperinci seperti ditunjukkan di Jadual A.

Jadual A: Nilai Jualan, Bilangan Pekerja, Gaji & Upah dan Nilai Jualan per Pekerja, Januari - Mei 2022 dan 2023

Perangkaan Pembuatan Bulanan	Januari - Mei		% Perubahan
	2022	2023	
Nilai Jualan (RM juta)	705,283.7	741,204.0	5.1
Bilangan Pekerja	2,296,686	2,355,748	2.6
Gaji & Upah (RM juta)	39,015.3	40,633.4	4.1
Nilai Jualan Per Pekerja (RM)	307,088	314,636	2.5

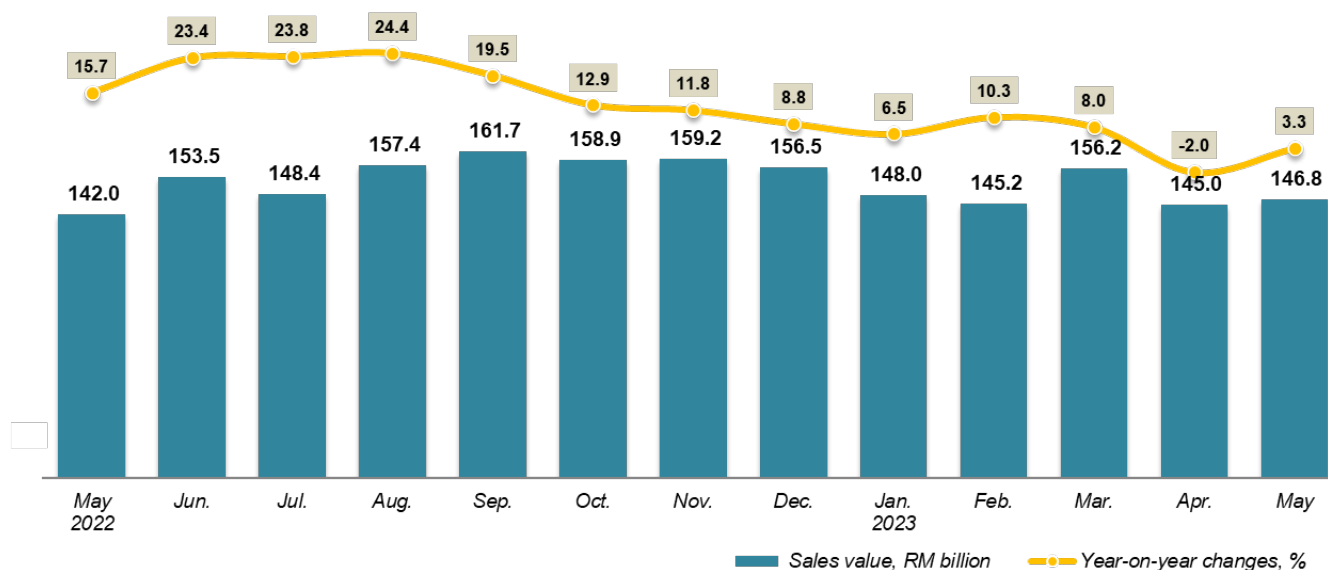
MANUFACTURING SECTOR PERFORMANCE IN MAY 2023

1.0 SALES VALUE OF THE MANUFACTURING SECTOR

Malaysia's Manufacturing sales value in May 2023 stood at RM146.8 billion, increased 3.3 per cent as compared to RM142.0 billion which reported a year ago (Chart 1). In comparison with the previous month, the sales value expanded 1.3 per cent (April 2023: RM145.0 billion) while seasonally adjusted sales value rose 5.5 per cent.

The expansion was bolstered by the strong growth of 17.3 per cent registered in Transport equipment & other manufactures coupled with the continuously increasing trend in Non-metallic mineral products, basic metal & fabricated metal products (8.7%) and Electrical & electronics products (8.2%).

Chart 1: Sales Value of the Manufacturing Sector, May 2022 – May 2023



* Notes:

- This report can be accessed through the web portal of the Department of Statistics, Malaysia (<https://www.dosm.gov.my>) under the section: **Latest Releases**.
- Data for May 2023 is **provisional**. The data will be updated based on the latest available figures and subsequently published in the June 2023 publication.

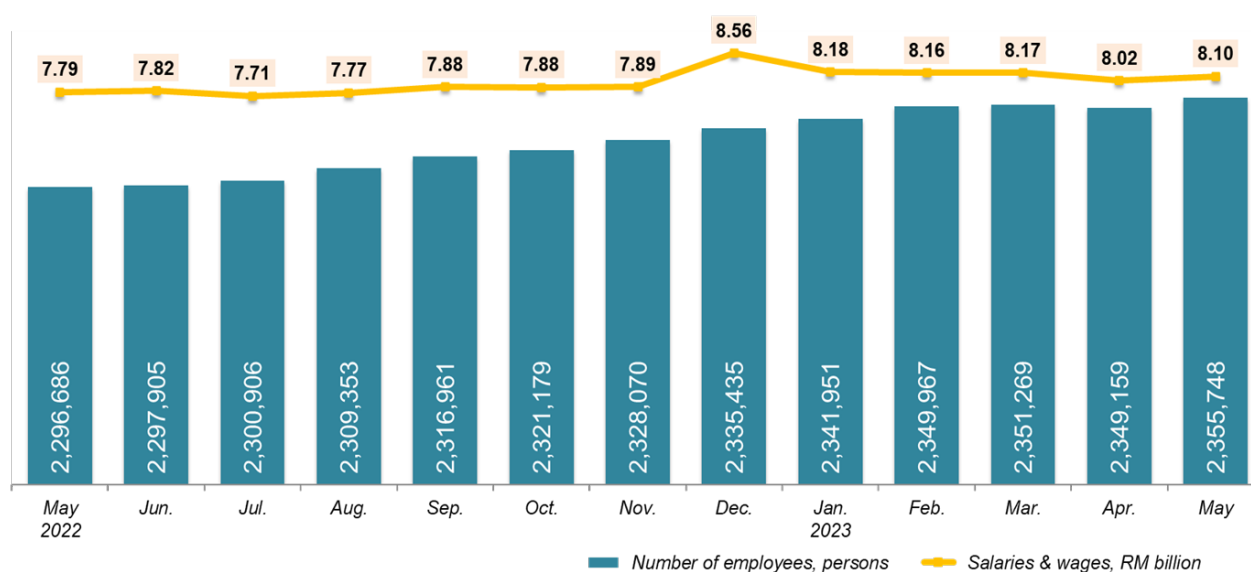
2.0 NUMBER OF EMPLOYEES

There were 2.36 million persons engaged in the Manufacturing sector in May 2023, which increased by 2.6 per cent as against 2.30 million persons registered a year ago. The increase was supported mainly by the Food, beverages & tobacco products (5.9%); Electrical & electronic products (4.2%); and Wood, furniture, paper products & printing (2.5%) sub-sectors. As compared to the preceding month, the number of employees in this sector increased marginally by 0.3 per cent.

3.0 SALARIES & WAGES

In line with the increase in the number of employees, the salaries & wages paid in the Manufacturing sector increased by 4.0 per cent year-on-year, which amounted to RM8.1 billion in May 2023. In a month-on-month comparison, the salaries & wages rose by 1.0 per cent from RM8.0 billion which was recorded in April 2023.

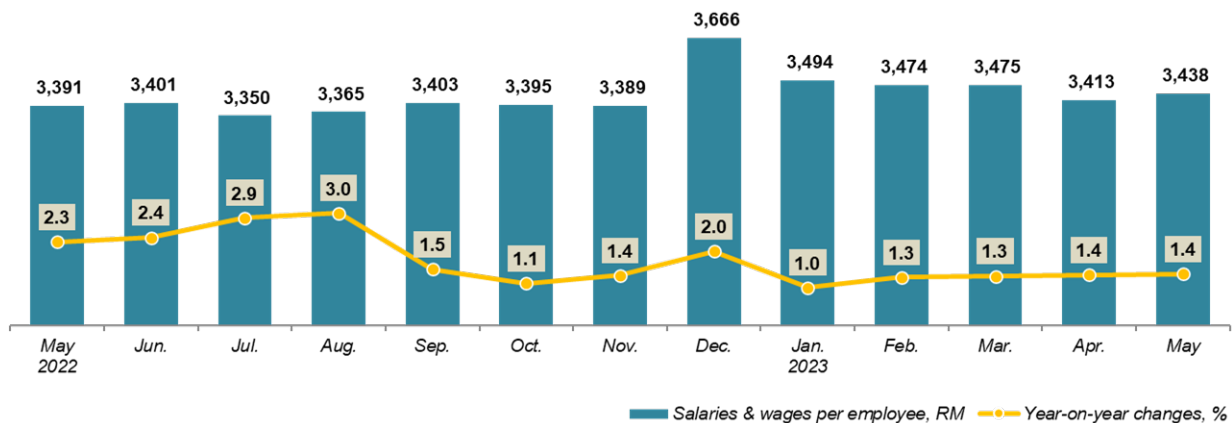
Chart 2: Number of Employees and Salaries & Wages in Manufacturing Sector, May 2022 - May 2023



4.0 AVERAGE SALARIES & WAGES PER EMPLOYEE

The average salaries & wages paid per employee in May 2023 was RM3,438, went up by 1.4 per cent year-on-year (May 2022: RM3,391) as depicted in Chart 3. Similarly, average salaries & wages paid per employee grew by 0.7 per cent as compared to the preceding month (April 2023: RM3,413).

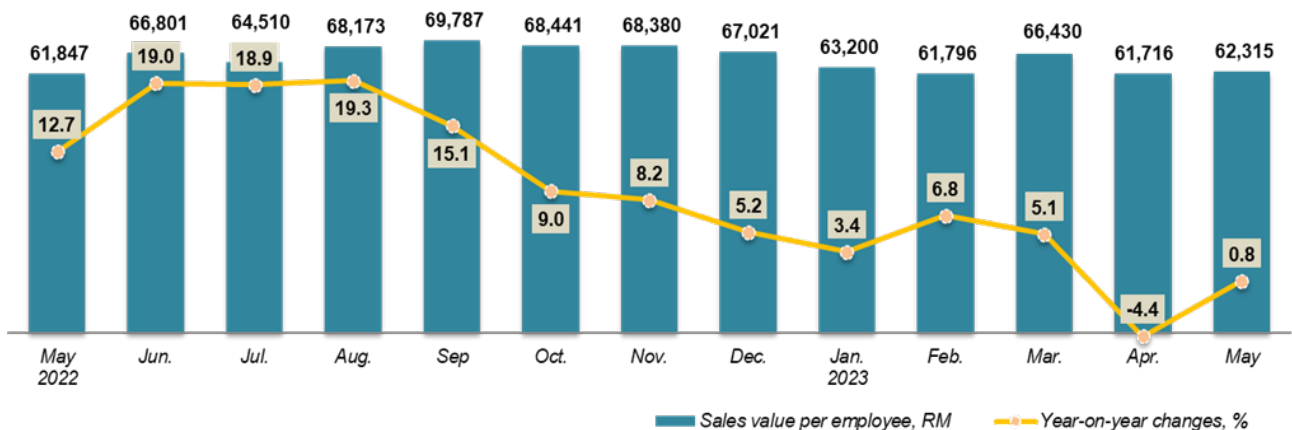
Chart 3: Salaries & Wages per Employee in Manufacturing Sector, May 2022 – May 2023



5.0 SALES VALUE PER EMPLOYEE

The sales value per employee in May 2023 increased by 0.8 per cent to RM62,315 as compared to RM61,847 in the same month of the previous year (Chart 4). Meanwhile, the average sales value per employee increased 1.0 per cent as compared to April 2023.

Chart 4: Sales Value per Employee in Manufacturing Sector, May 2022 - May 2023



6.0 PERFORMANCE IN THE PERIOD JANUARY - MAY 2023

Overall performance for January to May 2023, the sales value of the Manufacturing sector rose by 5.1 per cent, to register RM741.2 billion as against the same period of the preceding year. Meanwhile, the number of employees added by 2.6 per cent to record a total of 2.36 million persons with salaries & wages grew by 4.1 per cent to RM40.6 billion.

Besides that, sales value per employee registered a growth of 2.5 per cent, amounting to RM314,636 for the first five months of 2023. The details as per shown in Table A.

Table A: Sales Value, Number of Employees, Salaries & Wages and Sales Value per Employee, January - May 2022 and 2023

Monthly Manufacturing Statistics	January - May		% Change
	2022	2023	
Sales Value (RM million)	705,283.7	741,204.0	5.1
Number of Employees	2,296,686	2,355,748	2.6
Salaries & Wages (RM million)	39,015.3	40,633.4	4.1
Sales Value per Employee (RM)	307,088	314,636	2.5



JADUAL

Tables

Muka surat ini sengaja dibiarkan kosong
This page is deliberately left blank

Jadual 1 : Perangkaan Utama Sektor Pembuatan
Table 1 : Principal Statistics of Manufacturing Sector

Tempoh Period	Nilai Jualan Produk Yang Dibuat Sendiri (Di Kilang) Sales value of own (Ex-factory) (RM Juta/Million)				Bilangan Pekerja Bergaji Pada Akhir Tempoh Number of employees engaged at end of period				Gaji & Upah Yang Dibayar Salaries & wages paid (RM Juta/Million)				
	Data Asal (Original Data)	% YoY	Pelarasan Musim (Seasonally Adjusted)	% MoM	Data Asal (Original Data)	% YoY	Pelarasan Musim (Seasonally Adjusted)	% MoM	Data Asal (Original Data)	% YoY	Pelarasan Musim (Seasonally Adjusted)	% MoM	
2020	1,346,620	-2.1			2,199,195	-2.0			87,194	-1.1			
2021	1,554,738	15.5			2,259,619	2.7			89,830	3.0			
2022	1,800,930	15.8			2,335,435	3.4			94,528	5.2			
2021	Q1	368,234	8.5		2,233,545	-1.1			22,584	-0.6			
	Q2	377,735	33.9		2,215,420	1.2			22,162	6.0			
	Q3	381,793	6.4		2,231,406	1.6			21,904	2.3			
	Q4	426,976	16.5		2,259,619	2.7			23,180	4.7			
2022	Q1	415,298	12.8		2,287,325	2.4			23,513	4.1			
	Q2	443,489	17.4		2,297,905	3.7			23,318	5.2			
	Q3	467,562	22.5		2,316,961	3.8			23,364	6.7			
	Q4	474,582	11.1		2,335,435	3.4			24,332	5.0			
2023	Q1	449,424	8.2		2,351,269	2.8			24,517	4.3			
2022	(Jan. - Mei)	705,284	13.5		2,296,686	2.7			39,015	4.4			
2023	(Jan. - Mei)	741,204	5.1		2,355,748	2.6			40,633	4.1			
2022	Jan.	138,986	13.1	135,764	-1.8	2,274,146	2.2	2,250,916	-0.8	7,865	4.1	7,650	-1.7
	Feb.	131,703	11.2	142,979	5.3	2,275,927	2.1	2,260,870	0.4	7,805	3.9	7,737	1.1
	Mac	144,610	13.9	145,074	1.5	2,287,325	2.4	2,278,552	0.8	7,843	4.4	7,750	0.2
	Apr.	147,942	13.2	150,533	3.8	2,291,470	2.5	2,284,548	0.3	7,715	4.5	7,780	0.4
	Mei	142,043	15.7	148,877	-1.1	2,296,686	2.7	2,291,782	0.3	7,787	5.0	7,876	1.2
	Jun	153,503	23.4	159,199	6.9	2,297,905	3.7	2,307,458	0.7	7,816	6.2	7,932	0.7
	Jul.	148,431	23.8	148,440	-6.8	2,300,906	4.1	2,308,756	0.1	7,709	7.1	7,832	-1.3
	Ogo.	157,436	24.4	155,540	4.8	2,309,353	4.3	2,318,977	0.4	7,771	7.5	7,887	0.7
	Sep.	161,694	19.5	156,509	0.6	2,316,961	3.8	2,322,303	0.1	7,885	5.4	7,948	0.8
	Okt.	158,864	12.9	151,810	-3.0	2,321,179	3.6	2,332,258	0.4	7,881	4.8	7,972	0.3
	Nov.	159,194	11.8	154,921	2.0	2,328,070	3.3	2,336,176	0.2	7,890	4.7	8,033	0.8
	Dis.	156,524	8.8	150,474	-2.9	2,335,435	3.4	2,343,497	0.3	8,562	5.4	8,131	1.2
2023	Jan.	148,010	6.5	144,787	-3.9	2,341,951	3.0	2,317,914	-1.1	8,183	4.0	7,939	-2.4
	Feb.	145,219	10.3	156,489	8.1	2,349,967	3.3	2,334,559	0.7	8,164	4.6	8,056	1.5
	Mac	156,194	8.0	155,778	-0.5	2,351,269	2.8	2,340,713	0.3	8,170	4.2	8,098	0.5
	Apr.	144,981	-2.0	146,680	-5.8	2,349,159	2.5	2,344,025	0.1	8,017	3.9	8,127	0.4
	Mei	146,799	3.3	154,734	5.5	2,355,748	2.6	2,357,728	0.6	8,100	4.0	8,207	1.0

Jadual **1.1a** : Nilai Jualan Sektor Pembuatan Mengikut Subsektor
 Table : Sales Value of Manufacturing Sector by Sub-sector

Subsektor Sub-sector	2021	2022	2021		
			Q1	Q2	
1. Makanan, minuman dan tembakau <i>Food, beverages and tobacco</i>	283,918	320,222	59,219	73,656	
10 Pembuatan produk makanan <i>Manufacture of food products</i>	270,349	304,095	55,237	70,737	
11 Pembuatan minuman <i>Manufacture of beverages</i>	10,629	12,717	3,009	2,325	
12 Pembuatan produk tembakau <i>Manufacture of tobacco products</i>	2,940	3,410	973	594	
2. Tekstil, pakaian, kulit dan kasut <i>Textiles, wearing apparel, leather and footwear</i>	21,954	23,642	5,641	5,199	
13 Pembuatan tekstil <i>Manufacture of textiles</i>	10,728	11,652	2,594	2,678	
14 Pembuatan pakaian <i>Manufacture of wearing apparel</i>	9,037	9,352	2,391	2,057	
15 Pembuatan produk kulit dan barangan bfrkaitan <i>Manufacture of leather and related products</i>	2,189	2,638	656	463	
3. Produk kayu, perabot, keluaran kertas dan percetakan <i>Wood products, furniture, paper products and printing</i>	76,494	84,965	21,054	16,461	
16 Pembuatan kayu dan produk kayu dan gabus, kecuali perabot; pembuatan bagi artikel jerami dan bahan-bahan anyaman <i>Manufacture of wood and products of wood and cork, except furniture; manufacture of articles of straw and plaiting materials</i>	23,028	25,894	6,881	4,165	
17 Pembuatan kertas dan produk kertas <i>Manufacture of paper and paper products</i>	25,788	28,260	6,180	6,384	
18 Percetakan dan penerbitan semula media rakaman <i>Printing and reproduction of recorded media</i>	12,098	13,709	3,291	2,682	
31 Pembuatan perabot <i>Manufacture of furniture</i>	15,579	17,101	4,702	3,230	
4. Petroleum, kimia, getah dan plastik <i>Petroleum, chemical, rubber and plastic</i>	432,121	499,207	98,651	111,747	
19 Pembuatan kok dan produk petroleum bfrtapis <i>Manufacture of coke and refined petroleum products</i>	175,557	249,901	33,513	44,230	
20 Pembuatan kimia dan produk kimia <i>Manufacture of chemicals and chemical products</i>	102,329	111,585	26,389	23,165	
21 Pembuatan produk farmaseutikal asas, kimia perubatan dan botani <i>Manufacture of basic pharmaceutical products and pharmaceutical preparations</i>	9,185	10,181	2,117	2,260	
22 Pembuatan produk getah dan plastik <i>Manufacture of rubber and plastics products</i>	145,049	127,540	36,632	42,092	
5. Produk mineral bukan logam, logam asas dan produk logam yang direka <i>Non-metallic mineral products, basic metal and fabricated metal products</i>	149,345	168,044	41,006	33,686	
23 Pembuatan produk galian bukan logam lain <i>Manufacture of other non-metallic mineral products</i>	42,773	49,285	12,338	9,803	
24 Pembuatan logam asas <i>Manufacture of basic metals</i>	49,566	54,209	13,195	10,295	
25 Pembuatan produk logam, kecuali mesin dan kelengkapan <i>Manufacture of fabricated metal products, except machinery and equipment</i>	57,006	64,550	15,472	13,588	
6. Produk elektrik dan elektronik <i>Electrical and electronic products</i>	483,198	581,527	115,062	112,357	
26 Pembuatan komputer, produk elektronik dan optikal <i>Manufacture of computer, electronics and optical products</i>	391,925	479,757	94,964	89,376	
27 Pembuatan kelengkapan elektrik <i>Manufacture of electrical equipment</i>	48,489	56,049	10,668	11,692	
28 Pembuatan jentera dan peralatan t.t.t.l. <i>Manufacture of machinery and equipment n.e.c.</i>	42,783	45,720	9,430	11,289	
7. Kelengkapan pengangkutan dan pembuatan lain <i>Transport equipment and other manufactures</i>	107,710	123,324	27,602	24,630	
29 Pembuatan kenderaan bfrmotor, treler dan semi treler <i>Manufacture of motor vehicles, trailers and semi-trailers</i>	77,384	89,220	19,553	17,264	
30 Pembuatan kelengkapan pengangkutan lain <i>Manufacture of other transport equipment</i>	14,103	15,690	3,735	3,295	
32 Pembuatan lain <i>Other manufacturing</i>	10,897	12,668	2,885	2,941	
33 Pembaikan dan pemasangan jentera dan kelengkapan <i>Repair and installation of machinery and equipment</i>	5,326	5,746	1,430	1,129	
Pembuatan <i>Manufacturing</i>	Jumlah <i>Total</i>	1,554,738	1,800,930	368,234	377,735

		2022				2023		2022	2023
Q3	Q4	Q1	Q2	Q3	Q4	Q1	(Jan. - Mei)	(Jan. - Mei)	
73,063	77,981	68,843	85,782	82,569	83,028	73,072	125,389	122,965	
70,520	73,855	64,627	81,963	78,651	78,854	68,673	118,517	115,664	
2,276	3,019	3,198	3,034	3,237	3,248	3,204	5,287	5,371	
266	1,108	1,018	785	681	926	1,196	1,585	1,930	
5,046	6,068	6,095	5,679	5,699	6,169	6,152	9,890	10,115	
2,542	2,913	2,959	2,900	2,845	2,947	2,897	4,850	4,810	
2,097	2,492	2,456	2,211	2,224	2,462	2,533	3,978	4,137	
408	662	680	568	630	760	723	1,061	1,168	
16,769	22,210	23,179	19,246	19,955	22,585	23,605	36,491	37,308	
4,709	7,273	7,805	5,092	5,771	7,227	7,502	11,439	11,140	
6,476	6,748	6,810	7,041	7,246	7,163	7,561	11,539	12,582	
2,708	3,417	3,547	3,273	3,216	3,673	3,812	5,759	6,134	
2,876	4,772	5,017	3,840	3,722	4,522	4,729	7,754	7,453	
110,869	110,854	108,256	124,184	137,924	128,843	116,905	187,710	196,032	
48,092	49,722	45,669	60,286	75,616	68,330	55,680	82,533	93,106	
25,586	27,189	29,024	26,612	27,982	27,967	29,632	46,510	47,459	
2,405	2,403	2,412	2,501	2,695	2,573	2,702	3,998	4,421	
34,786	31,539	31,151	34,784	31,632	29,973	28,891	54,669	51,046	
31,954	42,699	44,454	39,918	39,328	44,345	47,150	71,741	76,141	
8,765	11,867	13,189	11,820	11,699	12,577	14,105	21,167	22,617	
11,235	14,840	14,558	11,987	12,496	15,168	15,284	23,066	24,101	
11,954	15,992	16,707	16,111	15,133	16,600	17,762	27,507	29,423	
121,467	134,311	135,344	139,578	152,431	154,174	149,095	225,219	244,370	
98,431	109,155	112,206	114,312	125,955	127,284	124,697	185,610	202,884	
12,381	13,748	12,827	13,461	14,995	14,766	13,583	21,584	22,915	
10,655	11,408	10,312	11,805	11,481	12,123	10,815	18,025	18,572	
22,624	32,854	29,128	29,103	29,656	35,437	33,444	48,844	54,272	
16,298	24,269	20,785	20,710	21,536	26,188	24,643	34,759	39,360	
3,011	4,062	3,833	3,742	3,651	4,464	4,077	6,380	6,781	
2,140	2,931	2,993	3,406	3,174	3,095	3,095	5,304	5,522	
1,176	1,591	1,517	1,244	1,295	1,689	1,629	2,401	2,609	
381,793	426,976	415,298	443,489	467,562	474,582	449,424	705,284	741,204	

Jadual **1.1a** : Nilai Jualan Sektor Pembuatan Mengikut Subsektor (samb.)
 Table : Sales Value of Manufacturing Sector by Sub-sector (cont.)

Subsektor Sub-sector	Jan.	Feb.	Mac	Apr.	Mei	
1. Makanan, minuman dan tembakau <i>Food, beverages and tobacco</i>	23,842	22,349	22,652	27,949	28,597	
10 Pembuatan produk makanan <i>Manufacture of food products</i>	22,472	20,973	21,181	26,467	27,423	
11 Pembuatan minuman <i>Manufacture of beverages</i>	1,042	1,046	1,110	1,153	936	
12 Pembuatan produk tembakau <i>Manufacture of tobacco products</i>	327	330	361	329	239	
2. Tekstil, pakaian, kulit dan kasut <i>Textiles, wearing apparel, leather and footwear</i>	2,067	1,991	2,037	1,946	1,850	
13 Pembuatan tekstil <i>Manufacture of textiles</i>	1,012	959	988	963	928	
14 Pembuatan pakaian <i>Manufacture of wearing apparel</i>	825	809	822	787	736	
15 Pembuatan produk kulit dan barangan bfrkaitan <i>Manufacture of leather and related products</i>	230	223	227	196	186	
3. Produk kayu, perabot, keluaran kertas dan percetakan <i>Wood products, furniture, paper products and printing</i>	7,922	7,258	8,000	7,205	6,107	
16 Pembuatan kayu dan produk kayu dan gabus, kecuali perabot; pembuatan bagi artikel jerami dan bahan-bahan anyaman <i>Manufacture of wood and products of wood and cork, except furniture; manufacture of articles of straw and plaiting materials</i>	2,679	2,385	2,741	2,135	1,499	
17 Pembuatan kertas dan produk kertas <i>Manufacture of paper and paper products</i>	2,258	2,143	2,409	2,477	2,251	
18 Percetakan dan penerbitan semula media rakaman <i>Printing and reproduction of recorded media</i>	1,223	1,165	1,158	1,159	1,053	
31 Pembuatan perabot <i>Manufacture of furniture</i>	1,761	1,564	1,691	1,433	1,305	
4. Petroleum, kimia, getah dan plastik <i>Petroleum, chemical, rubber and plastic</i>	37,725	32,920	37,610	39,912	39,543	
19 Pembuatan kok dan produk petroleum bfrtapis <i>Manufacture of coke and refined petroleum products</i>	17,255	13,325	15,090	17,952	18,912	
20 Pembuatan kimia dan produk kimia <i>Manufacture of chemicals and chemical products</i>	9,640	9,437	9,947	8,803	8,684	
21 Pembuatan produk farmaseutikal asas, kimia perubatan dan botani <i>Manufacture of basic pharmaceutical products and pharmaceutical preparations</i>	819	764	829	834	752	
22 Pembuatan produk getah dan plastik <i>Manufacture of rubber and plastics products</i>	10,012	9,395	11,744	12,322	11,195	
5. Produk mineral bukan logam, logam asas dan produk logam yang direka <i>Non-metallic mineral products, basic metal and fabricated metal products</i>	15,328	14,309	14,816	14,454	12,833	
23 Pembuatan produk galian bukan logam lain <i>Manufacture of other non-metallic mineral products</i>	4,425	4,263	4,501	4,187	3,792	
24 Pembuatan logam asas <i>Manufacture of basic metals</i>	5,005	4,695	4,858	4,648	3,860	
25 Pembuatan produk logam, kecuali mesin dan kelengkapan <i>Manufacture of fabricated metal products, except machinery and equipment</i>	5,899	5,351	5,457	5,619	5,182	
6. Produk elektrik dan elektronik <i>Electrical and electronic products</i>	42,314	43,785	49,245	46,114	43,761	
26 Pembuatan komputer, produk elektronik dan optikal <i>Manufacture of computer, electronics and optical products</i>	34,327	36,431	41,448	37,516	35,887	
27 Pembuatan kelengkapan elektrik <i>Manufacture of electrical equipment</i>	4,383	4,018	4,426	4,552	4,206	
28 Pembuatan jentera dan peralatan t.t.t.l. <i>Manufacture of machinery and equipment n.e.c.</i>	3,605	3,336	3,372	4,046	3,668	
7. Kelengkapan pengangkutan dan pembuatan lain <i>Transport equipment and other manufactures</i>	9,788	9,091	10,250	10,363	9,353	
29 Pembuatan kenderaan bfrmotor, treler dan semi treler <i>Manufacture of motor vehicles, trailers and semi-trailers</i>	6,931	6,520	7,334	7,258	6,715	
30 Pembuatan kelengkapan pengangkutan lain <i>Manufacture of other transport equipment</i>	1,299	1,167	1,366	1,425	1,122	
32 Pembuatan lain <i>Other manufacturing</i>	1,047	960	986	1,154	1,158	
33 Pembaikan dan pemasangan jentera dan kelengkapan <i>Repair and installation of machinery and equipment</i>	511	443	563	526	358	
Pembuatan <i>Manufacturing</i>	Jumlah <i>Total</i>	138,986	131,703	144,610	147,942	142,043

(RM Juta/Million)

2022						2023					
Jun	Jul.	Ogo.	Sep.	Okt.	Nov.	Dis.	Jan.	Feb.	Mac	Apr.	Mei
29,236	26,431	27,728	28,410	27,863	27,247	27,918	24,911	24,273	23,888	24,399	25,494
28,073	25,172	26,370	27,109	26,423	25,848	26,583	23,470	22,881	22,322	22,922	24,070
946	1,043	1,114	1,080	1,140	1,076	1,032	1,047	1,043	1,114	1,118	1,049
218	216	243	222	301	323	303	394	349	452	359	376
1,884	1,896	1,908	1,895	1,965	2,083	2,122	2,068	2,018	2,066	1,966	1,997
1,009	975	950	920	947	983	1,017	984	938	975	945	969
689	732	744	748	770	834	858	840	847	846	798	806
186	189	215	227	247	266	247	245	233	245	223	221
5,934	5,992	6,741	7,222	7,320	7,636	7,629	7,747	7,716	8,142	7,112	6,592
1,458	1,465	2,068	2,238	2,364	2,417	2,446	2,480	2,415	2,607	2,027	1,611
2,312	2,331	2,456	2,459	2,442	2,350	2,372	2,418	2,505	2,639	2,584	2,437
1,061	1,072	1,054	1,090	1,070	1,323	1,280	1,262	1,284	1,266	1,189	1,132
1,102	1,123	1,163	1,436	1,444	1,547	1,531	1,587	1,512	1,630	1,312	1,411
44,730	45,973	46,633	45,318	44,279	43,441	41,123	41,517	35,956	39,432	38,663	40,464
23,423	24,989	25,665	24,961	24,433	23,259	20,637	21,738	16,662	17,279	18,063	19,363
9,126	9,132	9,704	9,146	8,766	9,344	9,857	9,802	9,627	10,203	8,726	9,101
915	888	893	914	879	860	834	875	885	942	898	821
11,266	10,964	10,371	10,296	10,202	9,977	9,794	9,101	8,782	11,008	10,976	11,179
12,631	12,285	13,172	13,871	14,185	14,728	15,432	15,584	15,563	16,003	15,047	13,943
3,842	3,908	3,955	3,836	3,830	4,285	4,462	4,587	4,675	4,843	4,381	4,131
3,479	3,348	4,154	4,994	5,054	5,040	5,075	4,942	5,048	5,293	4,737	4,081
5,310	5,028	5,063	5,041	5,301	5,404	5,896	6,055	5,840	5,867	5,930	5,731
49,702	46,422	51,511	54,497	52,549	51,466	50,160	45,026	49,203	54,866	47,937	47,338
40,908	38,080	42,451	45,424	43,597	42,630	41,058	36,749	41,275	46,672	39,465	38,722
4,704	4,696	5,109	5,190	5,059	4,832	4,875	4,583	4,401	4,598	4,595	4,737
4,091	3,647	3,951	3,883	3,893	4,003	4,227	3,693	3,527	3,595	3,877	3,879
9,387	9,433	9,743	10,481	10,703	12,592	12,142	11,158	10,489	11,797	9,856	10,972
6,737	6,904	7,101	7,532	7,646	9,421	9,122	8,243	7,701	8,699	6,654	8,062
1,195	1,174	1,189	1,288	1,519	1,513	1,432	1,324	1,264	1,489	1,461	1,243
1,095	988	1,049	1,137	998	1,064	1,033	1,061	1,012	1,021	1,164	1,264
360	367	404	524	541	594	554	530	511	589	578	402
153,503	148,431	157,436	161,694	158,864	159,194	156,524	148,010	145,219	156,194	144,981	146,799

Jadual **1.1b** : Nilai Jualan Sektor Pembuatan Mengikut Subsektor: Perubahan Peratusan Tahunan
 Table **1.1b** : Sales Value of Manufacturing Sector by Sub-sector: Annual Percentage Change

Subsektor Sub-sector	2021	2022	2021				2022				2023	
			Q1	Q2	Q3	Q4	Q1	Q2	Q3	Q4	Q1	
1. Makanan, minuman dan tembakau <i>Food, beverages and tobacco</i>	12.7	12.8	10.4	14.1	8.8	17.0	16.3	16.5	13.0	6.5	6.1	
10 Pembuatan produk makanan <i>Manufacture of food products</i>	12.9	12.5	11.4	12.3	10.6	17.1	17.0	15.9	11.5	6.8	6.3	
11 Pembuatan minuman <i>Manufacture of beverages</i>	12.0	19.6	-1.9	66.6	-6.5	16.5	6.3	30.5	42.2	7.6	0.2	
12 Pembuatan produk tembakau <i>Manufacture of tobacco products</i>	-3.9	16.0	2.9	222.9	-71.5	11.1	4.7	32.1	155.9	-16.4	17.4	
2. Tekstil, pakaian, kulit dan kasut <i>Textiles, wearing apparel, leather and footwear</i>	10.8	7.7	2.0	44.1	0.6	7.1	8.0	9.2	12.9	1.7	0.9	
13 Pembuatan tekstil <i>Manufacture of textiles</i>	21.0	8.6	4.1	69.8	12.9	14.3	14.1	8.3	11.9	1.2	-2.1	
14 Pembuatan pakaian <i>Manufacture of wearing apparel</i>	3.0	3.5	-0.4	23.8	-5.3	-0.1	2.7	7.5	6.1	-1.2	3.1	
15 Pembuatan produk kulit dan barangan berkaitan <i>Manufacture of leather and related products</i>	0.6	20.5	2.8	25.6	-25.7	6.6	3.6	22.6	54.5	14.8	6.4	
3. Produk kayu, perabot, keluaran kertas dan percetakan <i>Wood products, furniture, paper products and printing</i>	5.3	11.1	2.1	42.8	-15.3	7.5	10.1	16.9	19.0	1.7	1.8	
16 Pembuatan kayu dan produk kayu dan gabus, kecuali perabot; pembuatan bagi artikel jerami dan bahan-bahan anyaman <i>Manufacture of wood and products of wood and cork, except furniture; manufacture of articles of straw and plaiting materials</i>	3.4	12.4	-7.0	81.0	-21.6	10.7	13.4	22.3	22.6	-0.6	-3.9	
17 Pembuatan kertas dan produk kertas <i>Manufacture of paper and paper products</i>	15.8	9.6	10.7	29.4	10.0	14.9	10.2	10.3	11.9	6.1	11.0	
18 Percetakan dan penerbitan semula media rakaman <i>Printing and reproduction of recorded media</i>	4.9	13.3	3.8	42.7	-15.0	3.5	7.8	22.0	18.8	7.5	7.5	
31 Pembuatan perabot <i>Manufacture of furniture</i>	-5.7	9.8	5.1	33.7	-39.0	-2.9	6.7	18.9	29.4	-5.2	-5.7	
4. Petroleum, kimia, getah dan plastik <i>Petroleum, chemical, rubber and plastic</i>	27.5	15.5	8.1	46.3	34.2	25.2	9.7	11.1	24.4	16.2	8.0	
19 Pembuatan kok dan produk petroleum bertapis <i>Manufacture of coke and refined petroleum products</i>	36.6	42.3	-17.6	59.8	66.8	58.9	36.3	36.3	57.2	37.4	21.9	
20 Pembuatan kimia dan produk kimia <i>Manufacture of chemicals and chemical products</i>	12.9	9.0	3.9	17.2	15.9	16.4	10.0	14.9	9.4	2.9	2.1	
21 Pembuatan produk farmaseutikal asas, kimia perubatan dan botani <i>Manufacture of basic pharmaceutical products and pharmaceutical preparations</i>	17.1	10.8	19.8	12.7	13.9	22.7	13.9	10.7	12.1	7.1	12.0	
22 Pembuatan produk getah dan plastik <i>Manufacture of rubber and plastics products</i>	29.6	-12.1	56.0	56.5	17.6	-1.3	-15.0	-17.4	-9.1	-5.0	-7.3	
5. Produk mineral bukan logam, logam asas dan produk logam yang direka <i>Non-metallic mineral products, basic metal and fabricated metal products</i>	7.1	12.5	0.6	47.8	-11.9	7.7	8.4	18.5	23.1	3.9	6.1	
23 Pembuatan produk galian bukan logam lain <i>Manufacture of other non-metallic mineral products</i>	6.4	15.2	1.8	66.8	-17.0	2.0	6.9	20.6	33.5	6.0	6.9	
24 Pembuatan logam asas <i>Manufacture of basic metals</i>	8.0	9.4	0.5	51.7	-10.2	10.2	10.3	16.4	11.2	2.2	5.0	
25 Pembuatan produk logam, kecuali mesin dan kelengkapan <i>Manufacture of fabricated metal products, except machinery and equipment</i>	6.8	13.2	-0.2	34.2	-9.4	9.8	8.0	18.6	26.6	3.8	6.3	
6. Produk elektrik dan elektronik <i>Electrical and electronic products</i>	14.5	20.3	11.1	30.0	2.9	17.7	17.6	24.2	25.5	14.8	10.2	
26 Pembuatan komputer, produk elektronik dan optikal <i>Manufacture of computer, electronics and optical products</i>	14.2	22.4	12.4	28.3	2.5	17.4	18.2	27.9	28.0	16.6	11.1	
27 Pembuatan kelengkapan elektrik <i>Manufacture of electrical equipment</i>	15.1	15.6	5.7	38.9	2.7	18.9	20.2	15.1	21.1	7.4	5.9	
28 Pembuatan jentera dan peralatan t.t.t.l. <i>Manufacture of machinery and equipment n.e.c.</i>	16.2	6.9	5.7	35.1	6.8	19.1	9.3	4.6	7.7	6.3	4.9	
7. Kelengkapan pengangkutan dan pembuatan lain <i>Transport equipment and other manufactures</i>	5.9	14.5	15.2	47.3	-24.4	5.6	5.5	18.2	31.1	7.9	14.8	
29 Pembuatan kenderaan bermotor, treler dan semi treler <i>Manufacture of motor vehicles, trailers and semi-trailers</i>	6.0	15.3	22.7	47.3	-26.8	5.2	6.3	20.0	32.1	7.9	18.6	
30 Pembuatan kelengkapan pengangkutan lain <i>Manufacture of other transport equipment</i>	8.9	11.3	-0.8	50.4	-7.0	8.3	2.6	13.6	21.2	9.9	6.4	
32 Pembuatan lain <i>Other manufacturing</i>	3.8	16.3	1.3	51.0	-25.8	3.9	3.8	15.8	48.3	5.6	3.4	
33 Pembaikan dan pemasangan jentera dan kelengkapan <i>Repair and installation of machinery and equipment</i>	0.0	7.9	0.6	29.8	-24.8	8.3	6.1	10.1	10.2	6.2	7.4	
Pembuatan <i>Manufacturing</i>	Jumlah <i>Total</i>	15.5	15.8	8.5	33.9	6.4	16.5	12.8	17.4	22.5	11.1	8.2

(%)

2022	2023	2022												2023				
(Jan. - Mei)	(Jan. - Mei)	Jan.	Feb.	Mac	Apr.	Mei	Jun	Jul.	Ogo.	Sep.	Okt.	Nov.	Dis.	Jan.	Feb.	Mac	Apr.	Mei
16.9	-1.9	20.6	13.8	14.4	14.9	20.3	14.3	14.4	18.4	7.1	4.6	4.7	10.3	4.5	8.6	5.5	-12.7	-10.9
17.4	-2.4	21.7	14.2	15.1	14.9	20.8	12.3	12.1	16.8	6.4	4.9	4.6	11.0	4.4	9.1	5.4	-13.4	-12.2
9.3	1.6	6.4	6.6	5.8	14.8	13.9	89.4	80.6	40.9	18.9	6.8	10.4	5.7	0.5	-0.3	0.3	-3.0	12.1
6.1	21.8	2.3	9.6	2.6	15.6	0.5	200.5	179.5	353.6	63.9	-23.6	-2.1	-21.2	20.6	5.7	25.3	9.1	57.6
8.0	2.3	8.4	7.7	8.0	8.3	7.7	11.8	15.4	13.8	9.7	0.8	2.7	1.5	0.1	1.4	1.4	1.1	7.9
11.8	-0.8	17.9	14.8	9.7	9.2	7.7	8.0	13.6	13.4	8.9	3.0	0.2	0.4	-2.8	-2.2	-1.3	-1.9	4.4
4.5	4.0	0.1	1.1	7.3	7.7	7.3	7.5	7.6	6.0	4.7	-5.8	1.3	0.8	1.7	4.7	2.9	1.4	9.6
5.1	10.0	2.4	5.1	3.4	6.4	9.6	69.9	82.8	56.7	35.3	16.9	18.6	9.0	6.5	4.8	7.8	14.1	19.1
11.0	2.2	13.1	8.1	9.0	13.1	11.9	28.1	33.9	15.4	12.0	4.6	0.4	0.3	-2.2	6.3	1.8	-1.3	7.9
14.0	-2.6	16.8	9.6	13.6	13.4	18.5	43.5	44.9	18.6	14.6	5.8	-2.0	-4.9	-7.4	1.2	-4.9	-5.1	7.5
10.1	9.0	16.0	9.1	6.2	11.5	8.3	11.0	13.8	11.9	10.1	6.9	2.8	8.8	7.0	16.9	9.5	4.3	8.3
8.9	6.5	7.7	6.8	8.9	9.2	12.7	54.5	33.8	12.7	12.2	8.9	9.4	4.5	3.2	10.2	9.3	2.6	7.6
9.4	-3.9	8.0	5.8	6.2	18.8	10.8	30.2	82.8	20.2	11.0	-3.3	-6.0	-6.2	-9.9	-3.3	-3.6	-8.4	8.1
8.7	4.4	15.7	7.4	6.3	6.7	7.7	18.8	19.1	27.2	27.2	23.8	15.0	10.3	10.1	9.2	4.8	-3.1	2.3
30.9	12.8	46.2	26.0	35.5	23.2	26.5	59.2	51.8	59.6	60.6	56.0	32.1	25.4	26.0	25.0	14.5	0.6	2.4
12.9	2.0	10.8	10.1	9.1	18.7	17.3	9.4	9.9	10.1	8.1	2.4	5.3	1.1	1.7	2.0	2.6	-0.9	4.8
13.1	10.6	24.0	9.1	9.6	15.4	8.3	8.5	15.9	11.7	8.9	7.4	6.7	7.2	6.9	15.8	13.6	7.7	9.1
-15.9	-6.6	-12.6	-13.0	-18.3	-16.1	-18.1	-18.0	-16.0	-5.3	-4.5	-4.8	-5.0	-5.1	-9.1	-6.5	-6.3	-10.9	-0.1
8.9	6.1	8.0	8.2	9.1	9.3	10.2	43.2	44.2	22.3	9.5	4.5	3.1	3.9	1.7	8.8	8.0	4.1	8.7
8.8	6.8	4.8	7.4	8.5	12.9	11.0	43.5	46.8	34.3	21.5	7.6	5.2	5.4	3.7	9.7	7.6	4.6	9.0
10.7	4.5	9.7	9.5	11.8	10.3	13.0	30.6	34.6	7.3	2.4	2.7	2.2	1.7	-1.3	7.5	9.0	1.9	5.7
7.5	7.0	9.0	7.6	7.3	6.1	7.7	52.5	49.2	28.2	8.8	4.1	2.4	4.8	2.6	9.1	7.5	5.5	10.6
19.9	8.5	10.6	16.2	25.9	22.4	24.9	25.4	26.1	25.8	24.7	16.6	19.0	9.1	6.4	12.4	11.4	4.0	8.2
21.6	9.3	9.2	16.7	28.3	25.6	28.9	29.3	26.9	29.1	27.8	18.9	22.1	9.3	7.1	13.3	12.6	5.2	7.9
18.1	6.2	17.2	19.5	24.1	15.7	14.7	15.0	25.2	19.6	19.0	10.3	7.1	4.9	4.6	9.5	3.9	1.0	12.6
7.2	3.0	16.6	7.3	4.4	4.5	4.4	4.8	18.9	4.1	2.3	2.0	5.0	11.9	2.5	5.7	6.6	-4.2	5.8
6.5	11.1	7.3	5.2	4.2	5.1	11.3	47.5	39.4	34.7	21.6	0.5	10.2	12.7	14.0	15.4	15.1	-4.9	17.3
7.1	13.2	8.4	5.7	4.9	5.3	11.6	54.7	38.7	37.0	22.7	-3.2	11.4	15.3	18.9	18.1	18.6	-8.3	20.1
5.2	6.3	2.7	3.4	2.0	6.6	12.8	24.0	35.6	15.3	15.6	16.6	7.0	6.5	1.8	8.3	9.0	2.5	10.8
4.0	4.1	4.9	5.6	0.8	0.5	8.5	50.7	66.5	60.0	27.6	6.0	7.4	3.4	1.4	5.4	3.5	0.9	9.2
7.3	8.7	9.6	2.4	6.1	9.4	9.0	12.3	10.5	10.3	9.8	6.8	5.1	6.7	3.7	15.4	4.5	9.8	12.4
13.5	5.1	13.1	11.2	13.9	13.2	15.7	23.4	23.8	24.4	19.5	12.9	11.8	8.8	6.5	10.3	8.0	-2.0	3.3

Jadual **1.1c** : Nilai Jualan Sektor Pembuatan Mengikut Subsektor: Perubahan Peratusan Bulanan/Suku Tahunan
 Table **1.1c** : Sales Value of Manufacturing Sector by Sub-sector: Monthly/Quarterly Percentage Change

Subsektor Sub-sector	2021				2022				2023	
	Q1	Q2	Q3	Q4	Q1	Q2	Q3	Q4	Q1	
1. Makanan, minuman dan tembakau <i>Food, beverages and tobacco</i>	-11.2	24.4	-0.8	6.7	-11.7	24.6	-3.7	0.6	-12.0	
10 Pembuatan produk makanan <i>Manufacture of food products</i>	-12.4	28.1	-0.3	4.7	-12.5	26.8	-4.0	0.3	-12.9	
11 Pembuatan minuman <i>Manufacture of beverages</i>	16.2	-22.7	-2.1	32.6	5.9	-5.1	6.7	0.3	-1.4	
12 Pembuatan produk tembakau <i>Manufacture of tobacco products</i>	-2.4	-38.9	-55.2	316.2	-8.1	-22.9	-13.2	36.0	29.1	
2. Tekstil, pakaian, kulit dan kasut <i>Textiles, wearing apparel, leather and footwear</i>	-0.4	-7.8	-2.9	20.2	0.4	-6.8	0.3	8.3	-0.3	
13 Pembuatan tekstil <i>Manufacture of textiles</i>	1.8	3.3	-5.1	14.6	1.6	-2.0	-1.9	3.6	-1.7	
14 Pembuatan pakaian <i>Manufacture of wearing apparel</i>	-4.2	-14.0	1.9	18.9	-1.5	-10.0	0.6	10.7	2.9	
15 Pembuatan produk kulit dan barangan berkaitan <i>Manufacture of leather and related products</i>	5.6	-29.4	-12.0	62.5	2.6	-16.5	10.9	20.7	-4.9	
3. Produk kayu, perabot, keluaran kertas dan percetakan <i>Wood products, furniture, paper products and printing</i>	1.9	-21.8	1.9	32.4	4.4	-17.0	3.7	13.2	4.5	
16 Pembuatan kayu dan produk kayu dan gabus, kecuali perabot; pembuatan bagi artikel jerami dan bahan-bahan anyaman <i>Manufacture of wood and products of wood and cork, except furniture; manufacture of articles of straw and plaiting materials</i>	4.7	-39.5	13.1	54.5	7.3	-34.8	13.3	25.2	3.8	
17 Pembuatan kertas dan produk kertas <i>Manufacture of paper and paper products</i>	5.2	3.3	1.4	4.2	0.9	3.4	2.9	-1.1	5.6	
18 Percetakan dan penerbitan semula media rakaman <i>Printing and reproduction of recorded media</i>	-0.3	-18.5	0.9	26.2	3.8	-7.7	-1.8	14.2	3.8	
31 Pembuatan perabot <i>Manufacture of furniture</i>	-4.3	-31.3	-11.0	65.9	5.1	-23.5	-3.1	21.5	4.6	
4. Petroleum, kimia, getah dan plastik <i>Petroleum, chemical, rubber and plastic</i>	11.4	13.3	-0.8	0.0	-2.3	14.7	11.1	-6.6	-9.3	
19 Pembuatan kok dan produk petroleum bertapis <i>Manufacture of coke and refined petroleum products</i>	7.1	32.0	8.7	3.4	-8.2	32.0	25.4	-9.6	-18.5	
20 Pembuatan kimia dan produk kimia <i>Manufacture of chemicals and chemical products</i>	12.9	-12.2	10.5	6.3	6.7	-8.3	5.1	-0.1	6.0	
21 Pembuatan produk farmaseutikal asas, kimia perubatan dan botani <i>Manufacture of basic pharmaceutical products and pharmaceutical preparations</i>	8.1	6.8	6.4	-0.1	0.4	3.7	7.7	-4.5	5.0	
22 Pembuatan produk getah dan plastik <i>Manufacture of rubber and plastics products</i>	14.7	14.9	-17.4	-9.3	-1.2	11.7	-9.1	-5.2	-3.6	
5. Produk mineral bukan logam, logam asas dan produk logam yang direka <i>Non-metallic mineral products, basic metal and fabricated metal products</i>	3.4	-17.9	-5.1	33.6	4.1	-10.2	-1.5	12.8	6.3	
23 Pembuatan produk galian bukan logam lain <i>Manufacture of other non-metallic mineral products</i>	6.1	-20.5	-10.6	35.4	11.1	-10.4	-1.0	7.5	12.2	
24 Pembuatan logam asas <i>Manufacture of basic metals</i>	-2.0	-22.0	9.1	32.1	-1.9	-17.7	4.3	21.4	0.8	
25 Pembuatan produk logam, kecuali mesin dan kelengkapan <i>Manufacture of fabricated metal products, except machinery and equipment</i>	6.3	-12.2	-12.0	33.8	4.5	-3.6	-6.1	9.7	7.0	
6. Produk elektrik dan elektronik <i>Electrical and electronic products</i>	0.8	-2.4	8.1	10.6	0.8	3.1	9.2	1.1	-3.3	
26 Pembuatan komputer, produk elektronik dan optikal <i>Manufacture of computer, electronics and optical products</i>	2.1	-5.9	10.1	10.9	2.8	1.9	10.2	1.1	-2.0	
27 Pembuatan kelengkapan elektrik <i>Manufacture of electrical equipment</i>	-7.7	9.6	5.9	11.0	-6.7	4.9	11.4	-1.5	-8.0	
28 Pembuatan jentera dan peralatan t.t.t.l. <i>Manufacture of machinery and equipment n.e.c.</i>	-1.6	19.7	-5.6	7.1	-9.6	14.5	-2.7	5.6	-10.8	
7. Kelengkapan pengangkutan dan pembuatan lain <i>Transport equipment and other manufactures</i>	-11.3	-10.8	-8.1	45.2	-11.3	-0.1	1.9	19.5	-5.6	
29 Pembuatan kenderaan bermotor, treler dan semi treler <i>Manufacture of motor vehicles, trailers and semi-trailers</i>	-15.2	-11.7	-5.6	48.9	-14.4	-0.4	4.0	21.6	-5.9	
30 Pembuatan kelengkapan pengangkutan lain <i>Manufacture of other transport equipment</i>	-0.5	-11.8	-8.6	34.9	-5.6	-2.4	-2.5	22.3	-8.7	
32 Pembuatan lain <i>Other manufacturing</i>	2.3	2.0	-27.3	37.0	2.1	13.8	-6.8	-2.5	-0.01	
33 Pembaikan dan pemasangan jentera dan kelengkapan <i>Repair and installation of machinery and equipment</i>	-2.7	-21.0	4.1	35.3	-4.6	-18.0	4.1	30.4	-3.6	
Pembuatan Manufacturing	Jumlah Total	0.5	2.6	1.1	11.8	-2.7	6.8	5.4	1.5	-5.3

(%)

2022												2023				
Jan.	Feb.	Mac	Apr.	Mei	Jun	Jul.	Ogo.	Sep.	Okt.	Nov.	Dis.	Jan.	Feb.	Mac	Apr.	Mei
-5.8	-6.3	1.4	23.4	2.3	2.2	-9.6	4.9	2.5	-1.9	-2.2	2.5	-10.8	-2.6	-1.6	2.1	4.5
-6.2	-6.7	1.0	25.0	3.6	2.4	-10.3	4.8	2.8	-2.5	-2.2	2.8	-11.7	-2.5	-2.4	2.7	5.0
6.7	0.3	6.1	3.9	-18.9	1.1	10.3	6.8	-3.1	5.6	-5.6	-4.1	1.5	-0.4	6.8	0.4	-6.3
-14.9	1.0	9.4	-9.0	-27.4	-8.8	-0.7	12.7	-9.0	35.7	7.5	-6.3	30.3	-11.5	29.7	-20.7	4.9
-1.1	-3.7	2.3	-4.5	-4.9	1.8	0.6	0.7	-0.7	3.7	6.0	1.9	-2.5	-2.4	2.4	-4.8	1.5
-0.1	-5.2	3.0	-2.5	-3.6	8.7	-3.4	-2.5	-3.1	2.9	3.8	3.5	-3.3	-4.7	4.0	-3.1	2.5
-3.1	-2.0	1.5	-4.3	-6.5	-6.4	6.3	1.6	0.6	2.9	8.2	2.9	-2.1	0.9	-0.2	-5.7	1.1
1.5	-3.0	2.0	-13.9	-5.1	0.3	1.3	13.7	5.6	9.2	7.7	-7.4	-0.8	-4.6	5.0	-8.8	-0.9
4.1	-8.4	10.2	-9.9	-15.2	-2.8	1.0	12.5	7.1	1.4	4.3	-0.1	1.5	-0.4	5.5	-12.6	-7.3
4.2	-11.0	14.9	-22.1	-29.8	-2.7	0.5	41.1	8.2	5.6	2.2	1.2	1.4	-2.6	8.0	-22.3	-20.5
3.6	-5.1	12.4	2.8	-9.1	2.7	0.8	5.4	0.1	-0.7	-3.8	1.0	1.9	3.6	5.3	-2.1	-5.7
-0.1	-4.7	-0.6	0.1	-9.2	0.8	1.0	-1.7	3.4	-1.8	23.6	-3.3	-1.4	1.7	-1.4	-6.1	-4.8
7.9	-11.2	8.1	-15.3	-9.0	-15.5	1.9	3.6	23.5	0.6	7.1	-1.0	3.6	-4.7	7.8	-19.5	7.5
1.1	-12.7	14.2	6.1	-0.9	13.1	2.8	1.4	-2.8	-2.3	-1.9	-5.3	1.0	-13.4	9.7	-1.9	4.7
4.9	-22.8	13.2	19.0	5.3	23.9	6.7	2.7	-2.7	-2.1	-4.8	-11.3	5.3	-23.4	3.7	4.5	7.2
-1.1	-2.1	5.4	-11.5	-1.4	5.1	0.1	6.3	-5.8	-4.2	6.6	5.5	-0.6	-1.8	6.0	-14.5	4.3
5.3	-6.7	8.5	0.6	-9.8	21.6	-3.0	0.6	2.4	-3.9	-2.1	-3.1	5.0	1.1	6.4	-4.6	-8.6
-3.0	-6.2	25.0	4.9	-9.1	0.6	-2.7	-5.4	-0.7	-0.9	-2.2	-1.8	-7.1	-3.5	25.4	-0.3	1.8
3.2	-6.6	3.5	-2.4	-11.2	-1.6	-2.7	7.2	5.3	2.3	3.8	4.8	1.0	-0.1	2.8	-6.0	-7.3
4.5	-3.6	5.6	-7.0	-9.4	1.3	1.7	1.2	-3.0	-0.2	11.9	4.1	2.8	1.9	3.6	-9.5	-5.7
0.3	-6.2	3.5	-4.3	-17.0	-9.9	-3.8	24.1	20.2	1.2	-0.3	0.7	-2.6	2.1	4.9	-10.5	-13.8
4.8	-9.3	2.0	3.0	-7.8	2.5	-5.3	0.7	-0.4	5.1	1.9	9.1	2.7	-3.5	0.5	1.1	-3.4
-8.0	3.5	12.5	-6.4	-5.1	13.6	-6.6	11.0	5.8	-3.6	-2.1	-2.5	-10.2	9.3	11.5	-12.6	-1.2
-8.6	6.1	13.8	-9.5	-4.3	14.0	-6.9	11.5	7.0	-4.0	-2.2	-3.7	-10.5	12.3	13.1	-15.4	-1.9
-5.7	-8.3	10.1	2.8	-7.6	11.8	-0.2	8.8	1.6	-2.5	-4.5	0.9	-6.0	-4.0	4.5	-0.1	3.1
-4.6	-7.5	1.1	20.0	-9.4	11.5	-10.9	8.3	-1.7	0.2	2.8	5.6	-12.6	-4.5	1.9	7.8	0.1
-9.1	-7.1	12.7	1.1	-9.7	0.4	0.5	3.3	7.6	2.1	17.7	-3.6	-8.1	-6.0	12.5	-16.5	11.3
-12.4	-5.9	12.5	-1.0	-7.5	0.3	2.5	2.9	6.1	1.5	23.2	-3.2	-9.6	-6.6	13.0	-23.5	21.2
-3.3	-10.2	17.0	4.3	-21.2	6.5	-1.8	1.2	8.3	18.0	-0.4	-5.4	-7.6	-4.5	17.8	-1.9	-14.9
4.8	-8.3	2.7	17.0	0.3	-5.4	-9.8	6.2	8.4	-12.3	6.6	-2.9	2.7	-4.6	0.9	14.0	8.6
-1.7	-13.3	27.1	-6.6	-32.0	0.6	1.9	10.1	29.7	3.2	9.9	-6.7	-4.5	-3.4	15.1	-1.9	-30.4
-3.4	-5.2	9.8	2.3	-4.0	8.1	-3.3	6.1	2.7	-1.8	0.2	-1.7	-5.4	-1.9	7.6	-7.2	1.3

Jadual **1.2a** : Bilangan Pekerja Bergaji Sektor Pembuatan Mengikut Subsektor
 Table **1.2a** : Number of Paid Employees of Manufacturing Sector by Sub-sector

Subsektor Sub-sector	2021	2022	2021		
			Q1	Q2	
1. Makanan, minuman dan tembakau <i>Food, beverages and tobacco</i>	297,901	312,503	298,808	298,494	
10 Pembuatan produk makanan <i>Manufacture of food products</i>	280,751	294,898	281,281	281,706	
11 Pembuatan minuman <i>Manufacture of beverages</i>	15,951	16,373	16,115	15,637	
12 Pembuatan produk tembakau <i>Manufacture of tobacco products</i>	1,199	1,232	1,412	1,151	
2. Tekstil, pakaian, kulit dan kasut <i>Textiles, wearing apparel, leather and footwear</i>	82,500	84,022	81,540	78,971	
13 Pembuatan tekstil <i>Manufacture of textiles</i>	27,738	27,871	27,384	27,027	
14 Pembuatan pakaian <i>Manufacture of wearing apparel</i>	42,474	43,591	42,142	40,318	
15 Pembuatan produk kulit dan barangan berkaitan <i>Manufacture of leather and related products</i>	12,288	12,559	12,015	11,626	
3. Produk kayu, perabot, keluaran kertas dan percetakan <i>Wood products, furniture, paper products and printing</i>	293,945	300,117	286,710	278,262	
16 Pembuatan kayu dan produk kayu dan gabus, kecuali perabot; pembuatan bagi artikel jerami dan bahan-bahan anyaman <i>Manufacture of wood and products of wood and cork, except furniture; manufacture of articles of straw and plaiting materials</i>	93,465	94,044	90,158	88,825	
17 Pembuatan kertas dan produk kertas <i>Manufacture of paper and paper products</i>	56,213	58,658	55,320	54,235	
18 Percetakan dan penerbitan semula media rakaman <i>Printing and reproduction of recorded media</i>	67,428	70,120	65,618	63,077	
31 Pembuatan perabot <i>Manufacture of furniture</i>	76,839	77,294	75,614	72,124	
4. Petroleum, kimia, getah dan plastik <i>Petroleum, chemical, rubber and plastic</i>	420,316	431,348	423,964	427,330	
19 Pembuatan kok dan produk petroleum bertapis <i>Manufacture of coke and refined petroleum products</i>	17,093	17,817	17,207	16,812	
20 Pembuatan kimia dan produk kimia <i>Manufacture of chemicals and chemical products</i>	101,692	104,895	104,975	101,641	
21 Pembuatan produk farmaseutikal asas, kimia perubatan dan botani <i>Manufacture of basic pharmaceutical products and pharmaceutical preparations</i>	25,092	27,325	23,420	26,265	
22 Pembuatan produk getah dan plastik <i>Manufacture of rubber and plastics products</i>	276,438	281,311	278,363	282,612	
5. Produk mineral bukan logam, logam asas dan produk logam yang <i>Non-metallic mineral products, basic metal and fabricated metal</i>	373,358	378,084	373,885	362,525	
23 Pembuatan produk galian bukan logam lain <i>Manufacture of other non-metallic mineral products</i>	105,600	107,304	104,197	102,770	
24 Pembuatan logam asas <i>Manufacture of basic metals</i>	111,076	111,538	111,732	107,896	
25 Pembuatan produk logam, kecuali mesin dan kelengkapan <i>Manufacture of fabricated metal products, except machinery and equipment</i>	156,682	159,242	157,956	151,859	
6. Produk elektrik dan elektronik <i>Electrical and electronic products</i>	585,527	615,997	562,623	568,471	
26 Pembuatan komputer, produk elektronik dan optikal <i>Manufacture of computer, electronics and optical products</i>	390,477	416,128	370,468	376,557	
27 Pembuatan kelengkapan elektrik <i>Manufacture of electrical equipment</i>	102,080	103,580	99,658	98,270	
28 Pembuatan jentera dan peralatan t.t.t.l. <i>Manufacture of machinery and equipment n.e.c.</i>	92,969	96,289	92,497	93,644	
7. Kelengkapan pengangkutan dan pembuatan lain <i>Transport equipment and other manufactures</i>	206,071	213,364	206,014	201,366	
29 Pembuatan kenderaan bermotor, treler dan semi treler <i>Manufacture of motor vehicles, trailers and semi-trailers</i>	83,798	86,835	83,226	82,711	
30 Pembuatan kelengkapan pengangkutan lain <i>Manufacture of other transport equipment</i>	41,596	43,427	43,092	40,706	
32 Pembuatan lain <i>Other manufacturing</i>	39,222	40,788	38,583	37,931	
33 Pembaikan dan pemasangan jentera dan kelengkapan <i>Repair and installation of machinery and equipment</i>	41,456	42,314	41,113	40,018	
Pembuatan <i>Manufacturing</i>	Jumlah <i>Total</i>	2,259,619	2,335,435	2,233,545	2,215,420

		2022				2023		2022	2023
Q3	Q4	Q1	Q2	Q3	Q4	Q1	(Jan. - Mei)	(Jan. - Mei)	
299,079	297,901	302,632	303,341	307,220	312,503	318,572	302,204	319,956	
281,854	280,751	284,914	285,923	289,878	294,898	300,354	284,653	301,817	
16,029	15,951	16,304	16,247	16,144	16,373	16,770	16,387	16,874	
1,196	1,199	1,413	1,170	1,198	1,232	1,448	1,165	1,266	
78,901	82,500	83,137	82,639	82,292	84,022	85,096	83,370	85,729	
27,293	27,738	27,585	27,660	27,897	27,871	28,115	27,779	28,559	
39,623	42,474	43,154	42,708	41,931	43,591	43,969	43,163	44,258	
11,985	12,288	12,399	12,272	12,464	12,559	13,011	12,427	12,912	
287,981	293,945	295,043	294,663	295,302	300,117	301,925	295,530	302,970	
93,126	93,465	91,448	92,333	93,204	94,044	92,962	93,579	94,135	
54,814	56,213	56,974	56,605	57,633	58,658	59,308	56,563	57,792	
62,499	67,428	67,661	65,902	65,467	70,120	70,319	65,771	70,361	
77,542	76,839	78,959	79,824	78,998	77,294	79,337	79,616	80,682	
422,651	420,316	428,403	431,602	433,224	431,348	434,110	434,915	431,202	
17,148	17,093	17,719	17,262	17,651	17,817	18,486	17,268	18,209	
101,298	101,692	105,228	102,801	102,306	104,895	107,580	102,923	104,624	
26,547	25,092	24,800	27,994	28,824	27,325	26,901	27,853	28,019	
277,659	276,438	280,656	283,545	284,443	281,311	281,143	286,870	280,350	
365,349	373,358	376,488	372,058	374,888	378,084	379,977	374,101	379,292	
103,829	105,600	105,181	106,264	107,175	107,304	105,623	106,066	106,908	
106,907	111,076	112,250	110,408	111,054	111,538	112,586	111,053	112,081	
154,614	156,682	159,057	155,387	156,659	159,242	161,768	156,982	160,304	
573,632	585,527	590,903	602,060	611,431	615,997	615,782	595,704	620,571	
381,683	390,477	394,505	403,586	411,580	416,128	414,042	399,275	421,194	
100,361	102,080	102,806	102,185	104,235	103,580	104,635	101,558	102,562	
91,587	92,969	93,591	96,289	95,616	96,289	97,105	94,870	96,815	
203,813	206,071	210,719	211,541	212,603	213,364	215,807	210,863	216,027	
83,032	83,798	85,015	85,774	86,316	86,835	87,037	84,900	87,437	
41,603	41,596	43,328	42,973	43,725	43,427	44,253	42,862	43,826	
38,175	39,222	39,511	39,779	40,695	40,788	40,934	39,753	40,738	
41,003	41,456	42,865	43,016	41,867	42,314	43,583	43,347	44,026	
2,231,406	2,259,619	2,287,325	2,297,905	2,316,961	2,335,435	2,351,269	2,296,686	2,355,748	

Jadual **1.2a** : Bilangan Pekerja Bergaji Sektor Pembuatan Mengikut Subsektor (samb.)
 Table **1.2a** : Number of Paid Employees of Manufacturing Sector by Sub-sector (cont.)

Subsektor		Jan.	Feb.	Mac.	Apr.	Mei.
1. Makanan, minuman dan tembakau		302,519	302,562	302,632	302,210	302,204
Food, beverages and tobacco						
10	Pembuatan produk makanan Manufacture of food products	285,122	284,847	284,914	284,565	284,653
11	Pembuatan minuman Manufacture of beverages	16,109	16,283	16,304	16,479	16,387
12	Pembuatan produk tembakau Manufacture of tobacco products	1,288	1,432	1,413	1,165	1,165
2. Tekstil, pakaian, kulit dan kasut		82,795	83,322	83,137	82,751	83,370
Textiles, wearing apparel, leather and footwear						
13	Pembuatan tekstil Manufacture of textiles	27,610	27,519	27,585	27,520	27,779
14	Pembuatan pakaian Manufacture of wearing apparel	42,686	43,104	43,154	42,859	43,163
15	Pembuatan produk kulit dan barangan berkaitan Manufacture of leather and related products	12,500	12,698	12,399	12,371	12,427
3. Produk kayu, perabot, keluaran kertas dan percetakan		296,297	296,332	295,043	292,921	295,530
Wood products, furniture, paper products and printing						
16	Pembuatan kayu dan produk kayu dan gabus, kecuali perabot; pembuatan bagi artikel jerami dan bahan-bahan anyaman Manufacture of wood and products of wood and cork, except furniture; manufacture of articles of straw and plaiting materials	93,872	93,451	91,448	90,930	93,579
17	Pembuatan kertas dan produk kertas Manufacture of paper and paper products	56,584	57,016	56,974	56,425	56,563
18	Percetakan dan penerbitan semula media rakaman Printing and reproduction of recorded media	67,482	67,331	67,661	65,412	65,771
31	Pembuatan perabot Manufacture of furniture	78,359	78,533	78,959	80,154	79,616
4. Petroleum, kimia, getah dan plastik		421,546	420,036	428,403	435,322	434,915
Petroleum, chemical, rubber and plastic						
19	Pembuatan kok dan produk petroleum bertapis Manufacture of coke and refined petroleum products	17,035	17,282	17,719	17,224	17,268
20	Pembuatan kimia dan produk kimia Manufacture of chemicals and chemical products	102,342	102,145	105,228	102,125	102,923
21	Pembuatan produk farmaseutikal asas, kimia perubatan dan botani Manufacture of basic pharmaceutical products and pharmaceutical preparations	24,691	24,817	24,800	28,001	27,853
22	Pembuatan produk getah dan plastik Manufacture of rubber and plastics products	277,478	275,791	280,656	287,972	286,870
5. Produk mineral bukan logam, logam asas dan produk logam yang direka		375,795	374,228	376,488	374,377	374,101
Non-metallic mineral products, basic metal and fabricated metal products						
23	Pembuatan produk galian bukan logam lain Manufacture of other non-metallic mineral products	106,663	104,914	105,181	105,571	106,066
24	Pembuatan logam asas Manufacture of basic metals	111,920	112,084	112,250	111,767	111,053
25	Pembuatan produk logam, kecuali mesin dan kelengkapan Manufacture of fabricated metal products, except machinery and equipment	157,212	157,230	159,057	157,040	156,982
6. Produk elektrik dan elektronik		585,997	589,135	590,903	593,311	595,704
Electrical and electronic products						
26	Pembuatan komputer, produk elektronik dan optikal Manufacture of computer, electronics and optical products	389,778	391,825	394,505	396,868	399,275
27	Pembuatan kelengkapan elektrik Manufacture of electrical equipment	102,398	102,254	102,806	101,638	101,558
28	Pembuatan jentera dan peralatan t.t.t.l. Manufacture of machinery and equipment n.e.c.	93,820	95,057	93,591	94,805	94,870
7. Kelengkapan pengangkutan dan pembuatan lain		209,197	210,312	210,719	210,578	210,863
Transport equipment and other manufactures						
29	Pembuatan kenderaan bermotor, treler dan semi treler Manufacture of motor vehicles, trailers and semi-trailers	84,390	85,095	85,015	85,024	84,900
30	Pembuatan kelengkapan pengangkutan lain Manufacture of other transport equipment	42,840	43,045	43,328	42,914	42,862
32	Pembuatan lain Other manufacturing	39,437	39,702	39,511	39,543	39,753
33	Pembaikan dan pemasangan jentera dan kelengkapan Repair and installation of machinery and equipment	42,529	42,470	42,865	43,097	43,347
Pembuatan Manufacturing		Jumlah Total	2,274,146	2,275,927	2,287,325	2,291,470
						2,296,686

2022						2023					
Jun	Jul.	Ogo.	Sep.	Okt.	Nov.	Dis.	Jan.	Feb.	Mac.	Apr.	Mei.
303,341	304,381	304,832	307,220	307,965	309,974	312,503	316,809	319,546	318,572	319,127	319,956
285,923	287,015	287,594	289,878	290,649	292,711	294,898	298,930	301,386	300,354	301,010	301,817
16,247	16,202	16,129	16,144	16,114	16,054	16,373	16,583	16,717	16,770	16,843	16,874
1,170	1,164	1,109	1,198	1,202	1,210	1,232	1,296	1,443	1,448	1,274	1,266
82,639	81,862	81,858	82,292	81,849	83,811	84,022	84,837	84,831	85,096	85,098	85,729
27,660	27,505	27,647	27,897	27,872	27,976	27,871	28,095	27,854	28,115	28,228	28,559
42,708	42,220	41,905	41,931	41,479	43,321	43,591	43,879	43,863	43,969	44,052	44,258
12,272	12,137	12,307	12,464	12,498	12,515	12,559	12,863	13,114	13,011	12,818	12,912
294,663	292,698	292,935	295,302	298,664	300,048	300,117	302,697	303,581	301,925	300,971	302,970
92,333	91,869	92,040	93,204	93,340	94,188	94,044	94,568	95,214	92,962	92,289	94,135
56,605	56,767	56,700	57,633	58,303	58,481	58,658	58,843	59,436	59,308	58,624	57,792
65,902	65,724	65,699	65,467	68,259	69,835	70,120	70,262	69,878	70,319	69,596	70,361
79,824	78,338	78,497	78,998	78,762	77,544	77,294	79,024	79,053	79,337	80,462	80,682
431,602	432,621	432,825	433,224	432,250	430,799	431,348	430,230	431,616	434,110	433,318	431,202
17,262	17,640	17,686	17,651	17,646	17,670	17,817	17,783	17,989	18,486	18,239	18,209
102,801	102,703	102,421	102,306	103,621	104,390	104,895	105,650	105,966	107,580	104,791	104,624
27,994	28,379	28,682	28,824	28,855	27,473	27,325	26,805	26,916	26,901	28,360	28,019
283,545	283,899	284,037	284,443	282,128	281,266	281,311	279,992	280,746	281,143	281,929	280,350
372,058	373,089	373,337	374,888	375,558	375,679	378,084	380,545	379,566	379,977	377,496	379,292
106,264	107,000	106,813	107,175	107,067	107,508	107,304	107,769	105,797	105,623	106,049	106,908
110,408	110,892	110,780	111,054	111,993	111,458	111,538	112,701	112,481	112,586	111,977	112,081
155,387	155,197	155,745	156,659	156,498	156,713	159,242	160,075	161,289	161,768	159,471	160,304
602,060	603,601	611,200	611,431	611,800	614,961	615,997	611,164	615,055	615,782	618,326	620,571
403,586	405,675	411,047	411,580	410,859	414,913	416,128	410,422	413,081	414,042	417,662	421,194
102,185	102,256	104,335	104,235	104,814	103,875	103,580	103,746	103,887	104,635	103,268	102,562
96,289	95,670	95,818	95,616	96,128	96,173	96,289	96,996	98,086	97,105	97,395	96,815
211,541	212,654	212,365	212,603	213,094	212,798	213,364	215,669	215,772	215,807	214,822	216,027
85,774	86,035	86,090	86,316	86,386	86,315	86,835	87,000	87,089	87,037	86,924	87,437
42,973	43,240	43,405	43,725	43,686	43,603	43,427	44,293	44,313	44,253	43,711	43,826
39,779	40,553	40,594	40,695	40,669	40,708	40,788	40,916	40,892	40,934	40,503	40,738
43,016	42,826	42,276	41,867	42,353	42,172	42,314	43,460	43,478	43,583	43,684	44,026
2,297,905	2,300,906	2,309,353	2,316,961	2,321,179	2,328,070	2,335,435	2,341,951	2,349,967	2,351,269	2,349,159	2,355,748

Jadual **1.2b** : Bilangan Pekerja Bergaji Sektor Pembuatan Mengikut Subsektor: Perubahan Peratusan Tahunan
 Table **1.2b** : Number of Paid Employees of Manufacturing Sector by Sub-sector: Annual Percentage Change

Subsektor Sub-sector			2021				2022				2023	
	2021	2022	Q1	Q2	Q3	Q4	Q1	Q2	Q3	Q4	Q1	
1. Makanan, minuman dan tembakau <i>Food, beverages and tobacco</i>	2.4	4.9	0.1	0.5	0.8	2.4	1.3	1.6	2.7	4.9	5.3	
10 Pembuatan produk makanan <i>Manufacture of food products</i>	2.5	5.0	0.9	0.6	0.8	2.5	1.3	1.5	2.8	5.0	5.4	
11 Pembuatan minuman <i>Manufacture of beverages</i>	1.7	2.6	-10.6	-2.1	0.7	1.7	1.2	3.9	0.7	2.6	2.9	
12 Pembuatan produk tembakau <i>Manufacture of tobacco products</i>	3.3	2.8	-12.8	17.6	11.1	3.3	0.1	1.7	0.2	2.8	2.4	
2. Tekstil, pakaian, kulit dan kasut <i>Textiles, wearing apparel, leather and footwear</i>	2.5	1.8	-15.1	-11.6	-4.3	2.5	2.0	4.6	4.3	1.8	2.4	
13 Pembuatan tekstil <i>Manufacture of textiles</i>	3.9	0.5	-4.6	-2.7	0.4	3.9	0.7	2.3	2.2	0.5	1.9	
14 Pembuatan pakaian <i>Manufacture of wearing apparel</i>	1.3	2.6	-23.4	-18.8	-9.2	1.3	2.4	5.9	5.8	2.6	1.9	
15 Pembuatan produk kulit dan barangan berkaitan <i>Manufacture of leather and related products</i>	3.8	2.2	-2.5	-1.8	3.0	3.8	3.2	5.6	4.0	2.2	4.9	
3. Produk kayu, perabot, keluaran kertas dan percetakan <i>Wood products, furniture, paper products and printing</i>	3.4	2.1	-3.7	-1.4	1.5	3.4	2.9	5.9	2.5	2.1	2.3	
16 Pembuatan kayu dan produk kayu dan gabus, kecuali perabot; pembuatan bagi artikel jerami dan bahan-bahan anyaman <i>Manufacture of wood and products of wood and cork, except furniture; manufacture of articles of straw and plaiting materials</i>	2.6	0.6	-8.1	-3.5	0.5	2.6	1.4	3.9	0.1	0.6	1.7	
17 Pembuatan kertas dan produk kertas <i>Manufacture of paper and paper products</i>	3.5	4.3	-3.1	2.7	2.9	3.5	3.0	4.4	5.1	4.3	4.1	
18 Percetakan dan penerbitan semula media rakaman <i>Printing and reproduction of recorded media</i>	3.7	4.0	-1.2	-0.4	-1.9	3.7	3.1	4.5	4.7	4.0	3.9	
31 Pembuatan perabot <i>Manufacture of furniture</i>	4.0	0.6	-0.7	-2.5	4.6	4.0	4.4	10.7	1.9	0.6	0.5	
4. Petroleum, kimia, getah dan plastik <i>Petroleum, chemical, rubber and plastic</i>	0.7	2.6	1.8	3.8	1.3	0.7	1.0	1.0	2.5	2.6	1.3	
19 Pembuatan kok dan produk petroleum bertapis <i>Manufacture of coke and refined petroleum products</i>	2.8	4.2	-4.5	5.7	5.1	2.8	3.0	2.7	2.9	4.2	4.3	
20 Pembuatan kimia dan produk kimia <i>Manufacture of chemicals and chemical products</i>	0.3	3.1	-4.1	2.4	0.1	0.3	0.2	1.1	1.0	3.1	2.2	
21 Pembuatan produk farmaseutikal asas, kimia perubatan dan botani <i>Manufacture of basic pharmaceutical products and pharmaceutical preparations</i>	7.5	8.9	11.6	11.6	11.8	7.5	5.9	6.6	8.6	8.9	8.5	
22 Pembuatan produk getah dan plastik <i>Manufacture of rubber and plastics products</i>	0.2	1.8	3.9	3.4	0.6	0.2	0.8	0.3	2.4	1.8	0.2	
5. Produk mineral bukan logam, logam asas dan produk logam yang direka <i>Non-metallic mineral products, basic metal and fabricated metal products</i>	1.3	1.3	1.7	-0.3	0.2	1.3	0.7	2.6	2.6	1.3	0.9	
23 Pembuatan produk galian bukan logam lain <i>Manufacture of other non-metallic mineral products</i>	2.1	1.6	-2.0	-1.9	0.1	2.1	0.9	3.4	3.2	1.6	0.4	
24 Pembuatan logam asas <i>Manufacture of basic metals</i>	0.4	0.4	-0.2	1.1	0.1	0.4	0.5	2.3	3.9	0.4	0.3	
25 Pembuatan produk logam, kecuali mesin dan kelengkapan <i>Manufacture of fabricated metal products, except machinery and equipment</i>	1.3	1.6	5.8	-0.2	0.4	1.3	0.7	2.3	1.3	1.6	1.7	
6. Produk elektrik dan elektronik <i>Electrical and electronic products</i>	5.3	5.2	-0.7	4.4	4.5	5.3	5.0	5.9	6.6	5.2	4.2	
26 Pembuatan komputer, produk elektronik dan optikal <i>Manufacture of computer, electronics and optical products</i>	6.8	6.6	-2.7	4.8	5.8	6.8	6.5	7.2	7.8	6.6	5.0	
27 Pembuatan kelengkapan elektrik <i>Manufacture of electrical equipment</i>	3.4	1.5	3.6	4.0	3.3	3.4	3.2	4.0	3.9	1.5	1.8	
28 Pembuatan jentera dan peralatan t.t.t.l. <i>Manufacture of machinery and equipment n.e.c.</i>	1.1	3.6	3.1	3.1	0.3	1.1	1.2	2.8	4.4	3.6	3.8	
7. Kelengkapan pengangkutan dan pembuatan lain <i>Transport equipment and other manufactures</i>	2.3	3.5	-4.0	0.8	1.3	2.3	2.3	5.1	4.3	3.5	2.4	
29 Pembuatan kenderaan bermotor, treler dan semi treler <i>Manufacture of motor vehicles, trailers and semi-trailers</i>	1.0	3.6	-7.6	0.7	1.1	1.0	2.1	3.7	4.0	3.6	2.4	
30 Pembuatan kelengkapan pengangkutan lain <i>Manufacture of other transport equipment</i>	0.8	4.4	-6.7	0.3	0.1	0.8	0.5	5.6	5.1	4.4	2.1	
32 Pembuatan lain <i>Other manufacturing</i>	5.6	4.0	2.9	1.1	1.8	5.6	2.4	4.9	6.6	4.0	3.6	
33 Pembaikan dan pemasangan jentera dan kelengkapan <i>Repair and installation of machinery and equipment</i>	3.7	2.1	0.8	1.5	2.3	3.7	4.3	7.5	2.1	2.1	1.7	
Pembuatan <i>Manufacturing</i>	Jumlah	2.7	3.4	-1.1	1.2	1.6	2.7	2.4	3.7	3.8	3.4	2.8
	<i>Total</i>											

2022		2023		2022										2023				
(Jan. - Mei)	(Jan. - Mei)	Jan.	Feb.	Mac	Apr.	Mei	Jun	Jul.	Ogo.	Sep.	Okt.	Nov.	Dis.	Jan.	Feb.	Mac	Apr.	Mei
1.5	5.9	1.3	1.2	1.3	1.1	1.5	1.6	1.5	2.8	2.7	4.3	4.3	4.9	4.7	5.6	5.3	5.6	5.9
1.4	6.0	1.3	1.2	1.3	1.0	1.4	1.5	1.4	2.9	2.8	4.4	4.5	5.0	4.8	5.8	5.4	5.8	6.0
3.4	3.0	0.8	1.3	1.2	3.2	3.4	3.9	3.7	0.8	0.7	2.2	1.9	2.6	2.9	2.7	2.9	2.2	3.0
0.7	8.7	3.6	0.2	0.1	1.1	0.7	1.7	4.6	4.5	0.2	0.4	0.9	2.8	0.6	0.8	2.4	9.3	8.7
1.4	2.8	2.0	2.1	2.0	1.7	1.4	4.6	4.5	3.7	4.3	3.5	2.1	1.8	2.5	1.8	2.4	2.8	2.8
0.3	2.8	1.3	0.9	0.7	0.5	0.3	2.3	2.4	2.0	2.2	1.8	1.6	0.5	1.8	1.2	1.9	2.6	2.8
1.7	2.5	1.9	2.2	2.4	2.1	1.7	5.9	5.5	4.2	5.8	5.2	2.5	2.6	2.8	1.8	1.9	2.8	2.5
2.9	3.9	4.0	4.1	3.2	2.7	2.9	5.6	6.2	5.8	4.0	2.1	1.7	2.2	2.9	3.3	4.9	3.6	3.9
2.7	2.5	3.1	3.2	2.9	2.7	2.7	5.9	5.1	4.9	2.5	2.8	1.7	2.1	2.2	2.4	2.3	2.7	2.5
1.0	0.6	2.0	2.5	1.4	0.9	1.0	3.9	1.0	0.6	0.1	0.4	0.1	0.6	0.7	1.9	1.7	1.5	0.6
3.2	2.2	2.8	3.0	3.0	2.7	3.2	4.4	5.3	5.2	5.1	4.8	3.3	4.3	4.0	4.2	4.1	3.9	2.2
3.0	7.0	3.5	3.2	3.1	2.7	3.0	4.5	4.7	4.5	4.7	4.9	4.1	4.0	4.1	3.8	3.9	6.4	7.0
4.2	1.3	4.4	4.3	4.4	4.6	4.2	10.7	10.8	10.7	1.9	2.3	0.4	0.6	0.8	0.7	0.5	0.4	1.3
1.3	-0.9	0.1	0.0	1.0	1.2	1.3	1.0	1.7	2.0	2.5	2.0	2.4	2.6	2.1	2.8	1.3	-0.5	-0.9
3.0	5.4	1.5	2.9	3.0	2.8	3.0	2.7	2.9	3.2	2.9	3.4	4.1	4.2	4.4	4.1	4.3	5.9	5.4
1.2	1.7	0.2	0.1	0.2	0.7	1.2	1.1	1.2	1.1	1.0	1.1	2.3	3.1	3.2	3.7	2.2	2.6	1.7
6.2	0.6	5.8	5.7	5.9	6.0	6.2	6.6	7.2	7.3	8.6	9.4	9.7	8.9	8.6	8.5	8.5	1.3	0.6
0.8	-2.3	-0.5	-0.6	0.8	0.9	0.8	0.3	1.2	1.7	2.4	1.6	1.7	1.8	0.9	1.8	0.2	-2.1	-2.3
1.3	1.4	0.8	0.8	0.7	1.0	1.3	2.6	3.2	3.2	2.6	2.2	1.9	1.3	1.3	1.4	0.9	0.8	1.4
1.2	0.8	1.3	1.2	0.9	0.6	1.2	3.4	3.6	3.4	3.2	3.1	2.9	1.6	1.0	0.8	0.4	0.5	0.8
2.0	0.9	0.1	0.6	0.5	2.1	2.0	2.3	4.3	4.1	3.9	3.4	2.7	0.4	0.7	0.4	0.3	0.2	0.9
0.8	2.1	1.0	0.6	0.7	0.5	0.8	2.3	2.2	2.5	1.3	0.7	0.8	1.6	1.8	2.6	1.7	1.5	2.1
5.2	4.2	4.8	4.7	5.0	5.2	5.2	5.9	6.7	6.9	6.6	5.6	5.4	5.2	4.3	4.4	4.2	4.2	4.2
6.5	5.5	6.2	6.0	6.5	6.4	6.5	7.2	7.8	8.1	7.8	6.3	6.5	6.6	5.3	5.4	5.0	5.2	5.5
3.2	1.0	2.8	3.1	3.2	3.3	3.2	4.0	4.7	4.8	3.9	3.7	2.9	1.5	1.3	1.6	1.8	1.6	1.0
2.5	2.0	1.4	1.3	1.2	2.0	2.5	2.8	4.4	4.5	4.4	5.0	3.2	3.6	3.4	3.2	3.8	2.7	2.0
3.4	2.4	1.8	1.7	2.3	3.0	3.4	5.1	5.7	5.5	4.3	3.7	3.0	3.5	3.1	2.6	2.4	2.0	2.4
2.0	3.0	1.8	1.9	2.1	1.8	2.0	3.7	4.7	4.9	4.0	3.3	3.2	3.6	3.1	2.3	2.4	2.2	3.0
3.8	2.3	0.1	0.4	0.5	3.7	3.8	5.6	6.4	6.9	5.1	4.1	3.8	4.4	3.4	2.9	2.1	1.9	2.3
3.5	2.5	2.9	2.6	2.4	2.6	3.5	4.9	6.7	6.9	6.6	5.8	4.4	4.0	3.7	3.0	3.6	2.4	2.5
5.8	1.6	2.6	1.7	4.3	5.0	5.8	7.5	6.1	4.0	2.1	1.8	0.6	2.1	2.2	2.4	1.7	1.4	1.6
2.7	2.6	2.2	2.1	2.4	2.5	2.7	3.7	4.1	4.3	3.8	3.6	3.3	3.4	3.0	3.3	2.8	2.5	2.6

Jadual **1.2c** : Bilangan Pekerja Bergaji Sektor Pembuatan Mengikut Subsektor: Perubahan Peratusan Bulanan/Suku Tahunan
 Table **1.2c** : Number of Paid Employees of Manufacturing Sector by Sub-sector: Monthly/Quarterly Percentage Change

Subsektor Sub-sector	2021				2022				2023	
	Q1	Q2	Q3	Q4	Q1	Q2	Q3	Q4	Q1	
1. Makanan, minuman dan tembakau <i>Food, beverages and tobacco</i>	2.8	-0.1	0.2	-0.4	1.6	0.2	1.3	1.7	1.9	
10 Pembuatan produk makanan <i>Manufacture of food products</i>	2.7	0.2	0.1	-0.4	1.5	0.4	1.4	1.7	1.9	
11 Pembuatan minuman <i>Manufacture of beverages</i>	2.8	-3.0	2.5	-0.5	2.2	-0.4	-0.6	1.4	2.4	
12 Pembuatan produk tembakau <i>Manufacture of tobacco products</i>	21.7	-18.5	3.9	0.2	17.9	-17.2	2.4	2.8	17.5	
2. Tekstil, pakaian, kulit dan kasut <i>Textiles, wearing apparel, leather and footwear</i>	1.4	-3.2	-0.1	4.6	0.8	-0.6	-0.4	2.1	1.3	
13 Pembuatan tekstil <i>Manufacture of textiles</i>	2.6	-1.3	1.0	1.6	-0.6	0.3	0.9	-0.1	0.9	
14 Pembuatan pakaian <i>Manufacture of wearing apparel</i>	0.5	-4.3	-1.7	7.2	1.6	-1.0	-1.8	4.0	0.9	
15 Pembuatan produk kulit dan barangan berkaitan <i>Manufacture of leather and related products</i>	1.5	-3.2	3.1	2.5	0.9	-1.0	1.6	0.8	3.6	
3. Produk kayu, perabot, keluaran kertas dan percetakan <i>Wood products, furniture, paper products and printing</i>	0.8	-2.9	3.5	2.1	0.4	-0.1	0.2	1.6	0.6	
16 Pembuatan kayu dan produk kayu dan gabus, kecuali perabot; pembuatan bagi artikel jerami dan bahan-bahan anyaman <i>Manufacture of wood and products of wood and cork, except furniture; manufacture of articles of straw and plaiting materials</i>	-1.1	-1.5	4.8	0.4	-2.2	1.0	0.9	0.9	-1.2	
17 Pembuatan kertas dan produk kertas <i>Manufacture of paper and paper products</i>	1.9	-2.0	1.1	2.6	1.4	-0.6	1.8	1.8	1.1	
18 Percetakan dan penerbitan semula media rakaman <i>Printing and reproduction of recorded media</i>	0.9	-3.9	-0.9	7.9	0.3	-2.6	-0.7	7.1	0.3	
31 Pembuatan perabot <i>Manufacture of furniture</i>	2.4	-4.6	7.5	-0.9	2.8	1.1	-1.0	-2.2	2.6	
4. Petroleum, kimia, getah dan plastik <i>Petroleum, chemical, rubber and plastic</i>	1.6	0.8	-1.1	-0.6	1.9	0.7	0.4	-0.4	0.6	
19 Pembuatan kok dan produk petroleum bertapis <i>Manufacture of coke and refined petroleum products</i>	3.5	-2.3	2.0	-0.3	3.7	-2.6	2.3	0.9	3.8	
20 Pembuatan kimia dan produk kimia <i>Manufacture of chemicals and chemical products</i>	3.5	-3.2	-0.3	0.4	3.5	-2.3	-0.5	2.5	2.6	
21 Pembuatan produk farmaseutikal asas, kimia perubatan dan botani <i>Manufacture of basic pharmaceutical products and pharmaceutical preparations</i>	0.3	12.1	1.1	-5.5	-1.2	12.9	3.0	-5.2	-1.6	
22 Pembuatan produk getah dan plastik <i>Manufacture of rubber and plastics products</i>	0.9	1.5	-1.8	-0.4	1.5	1.0	0.3	-1.1	-0.1	
5. Produk mineral bukan logam, logam asas dan produk logam yang direka <i>Non-metallic mineral products, basic metal and fabricated metal products</i>	1.4	-3.0	0.8	2.2	0.8	-1.2	0.8	0.9	0.5	
23 Pembuatan produk galian bukan logam lain <i>Manufacture of other non-metallic mineral products</i>	0.8	-1.4	1.0	1.7	-0.4	1.0	0.9	0.1	-1.6	
24 Pembuatan logam asas <i>Manufacture of basic metals</i>	0.9	-3.4	-0.9	3.9	1.1	-1.6	0.6	0.4	0.9	
25 Pembuatan produk logam, kecuali mesin dan kelengkapan <i>Manufacture of fabricated metal products, except machinery and equipment</i>	2.1	-3.9	1.8	1.3	1.5	-2.3	0.8	1.6	1.6	
6. Produk elektrik dan elektronik <i>Electrical and electronic products</i>	1.1	1.0	0.9	2.1	0.9	1.9	1.6	0.7	-0.03	
26 Pembuatan komputer, produk elektronik dan optikal <i>Manufacture of computer, electronics and optical products</i>	1.3	1.6	1.4	2.3	1.0	2.3	2.0	1.1	-0.5	
27 Pembuatan kelengkapan elektrik <i>Manufacture of electrical equipment</i>	1.0	-1.4	2.1	1.7	0.7	-0.6	2.0	-0.6	1.0	
28 Pembuatan jentera dan peralatan t.t.t.l. <i>Manufacture of machinery and equipment n.e.c.</i>	0.6	1.2	-2.2	1.5	0.7	2.9	-0.7	0.7	0.8	
7. Kelengkapan pengangkutan dan pembuatan lain <i>Transport equipment and other manufactures</i>	2.3	-2.3	1.2	1.1	2.3	0.4	0.5	0.4	1.1	
29 Pembuatan kenderaan bermotor, treler dan semi treler <i>Manufacture of motor vehicles, trailers and semi-trailers</i>	0.3	-0.6	0.4	0.9	1.5	0.9	0.6	0.6	0.2	
30 Pembuatan kelengkapan pengangkutan lain <i>Manufacture of other transport equipment</i>	4.5	-5.5	2.2	-0.02	4.2	-0.8	1.7	-0.7	1.9	
32 Pembuatan lain <i>Other manufacturing</i>	3.9	-1.7	0.6	2.7	0.7	0.7	2.3	0.2	0.4	
33 Pembaikan dan pemasangan jentera dan kelengkapan <i>Repair and installation of machinery and equipment</i>	2.8	-2.7	2.5	1.1	3.4	0.4	-2.7	1.1	3.0	
Pembuatan <i>Manufacturing</i>	Jumlah <i>Total</i>	1.6	-0.8	0.7	1.3	1.2	0.5	0.8	0.8	0.7

(%)

2022												2023				
Jan.	Feb.	Mac	Apr.	Mei	Jun	Jul.	Ogo.	Sep.	Okt.	Nov.	Dis.	Jan.	Feb.	Mac	Apr.	Mei
1.6	0.01	0.02	-0.1	0.0	0.4	0.3	0.1	0.8	0.2	0.7	0.8	1.4	0.9	-0.3	0.2	0.3
1.6	-0.1	0.02	-0.1	0.03	0.4	0.4	0.2	0.8	0.3	0.7	0.7	1.4	0.8	-0.3	0.2	0.3
1.0	1.1	0.1	1.1	-0.6	-0.9	-0.3	-0.4	0.1	-0.2	-0.4	2.0	1.3	0.8	0.3	0.4	0.2
7.5	11.1	-1.3	-17.5	-0.1	0.5	-0.5	-4.8	8.1	0.3	0.6	1.8	5.2	11.4	0.3	-12.0	-0.6
0.4	0.6	-0.2	-0.5	0.7	-0.9	-0.9	0.0	0.5	-0.5	2.4	0.3	1.0	-0.01	0.3	0.0	0.7
-0.5	-0.3	0.2	-0.2	0.9	-0.4	-0.6	0.5	0.9	-0.1	0.4	-0.4	0.8	-0.9	0.9	0.4	1.2
0.5	1.0	0.1	-0.7	0.7	-1.1	-1.1	-0.7	0.1	-1.1	4.4	0.6	0.7	-0.04	0.2	0.2	0.5
1.7	1.6	-2.4	-0.2	0.5	-1.2	-1.1	1.4	1.3	0.3	0.1	0.4	2.4	1.9	-0.8	-1.5	0.7
0.8	0.01	-0.4	-0.7	0.9	-0.3	-0.7	0.1	0.8	1.1	0.5	0.02	0.9	0.3	-0.5	-0.3	0.7
0.4	-0.4	-2.1	-0.6	2.9	-1.3	-0.5	0.2	1.3	0.1	0.9	-0.2	0.6	0.7	-2.4	-0.7	2.0
0.7	0.8	-0.1	-1.0	0.2	0.1	0.3	-0.1	1.6	1.2	0.3	0.3	0.3	1.0	-0.2	-1.2	-1.4
0.1	-0.2	0.5	-3.3	0.6	0.2	-0.3	-0.04	-0.4	4.3	2.3	0.4	0.2	-0.5	0.6	-1.0	1.1
2.0	0.2	0.5	1.5	-0.7	0.3	-1.9	0.2	0.6	-0.3	-1.5	-0.3	2.2	0.04	0.4	1.4	0.3
0.3	-0.4	2.0	1.6	-0.1	-0.8	0.2	0.05	0.1	-0.2	-0.3	0.1	-0.3	0.3	0.6	-0.2	-0.5
-0.3	1.5	2.5	-2.8	0.3	-0.04	2.2	0.3	-0.2	-0.03	0.1	0.8	-0.2	1.2	2.8	-1.3	-0.2
0.6	-0.2	3.0	-2.9	0.8	-0.1	-0.1	-0.3	-0.1	1.3	0.7	0.5	0.7	0.3	1.5	-2.6	-0.2
-1.6	0.5	-0.1	12.9	-0.5	0.5	1.4	1.1	0.5	0.1	-4.8	-0.5	-1.9	0.4	-0.1	5.4	-1.2
0.4	-0.6	1.8	2.6	-0.4	-1.2	0.1	0.05	0.1	-0.8	-0.3	0.02	-0.5	0.3	0.1	0.3	-0.6
0.7	-0.4	0.6	-0.6	-0.1	-0.5	0.3	0.1	0.4	0.2	0.03	0.6	0.7	-0.3	0.1	-0.7	0.5
1.0	-1.6	0.3	0.4	0.5	0.2	0.7	-0.2	0.3	-0.1	0.4	-0.2	0.4	-1.8	-0.2	0.4	0.8
0.8	0.1	0.1	-0.4	-0.6	-0.6	0.4	-0.1	0.2	0.8	-0.5	0.1	1.0	-0.2	0.1	-0.5	0.1
0.3	0.01	1.2	-1.3	-0.04	-1.0	-0.1	0.4	0.6	-0.1	0.1	1.6	0.5	0.8	0.3	-1.4	0.5
0.1	0.5	0.3	0.4	0.4	1.1	0.3	1.3	0.04	0.1	0.5	0.2	-0.8	0.6	0.1	0.4	0.4
-0.2	0.5	0.7	0.6	0.6	1.1	0.5	1.3	0.1	-0.2	1.0	0.3	-1.4	0.6	0.2	0.9	0.8
0.3	-0.1	0.5	-1.1	-0.1	0.6	0.1	2.0	-0.1	0.6	-0.9	-0.3	0.2	0.1	0.7	-1.3	-0.7
0.9	1.3	-1.5	1.3	0.1	1.5	-0.6	0.2	-0.2	0.5	0.05	0.1	0.7	1.1	-1.0	0.3	-0.6
1.5	0.5	0.2	-0.1	0.1	0.3	0.5	-0.1	0.1	0.2	-0.1	0.3	1.1	0.05	0.02	-0.5	0.6
0.7	0.8	-0.1	0.01	-0.1	1.0	0.3	0.1	0.3	0.1	-0.1	0.6	0.2	0.1	-0.1	-0.1	0.6
3.0	0.5	0.7	-1.0	-0.1	0.3	0.6	0.4	0.7	-0.1	-0.2	-0.4	2.0	0.04	-0.1	-1.2	0.3
0.5	0.7	-0.5	0.1	0.5	0.1	1.9	0.1	0.2	-0.1	0.1	0.2	0.3	-0.1	0.1	-1.1	0.6
2.6	-0.1	0.9	0.5	0.6	-0.8	-0.4	-1.3	-1.0	1.2	-0.4	0.3	2.7	0.04	0.2	0.2	0.8
0.6	0.1	0.5	0.2	0.2	0.1	0.1	0.4	0.3	0.2	0.3	0.3	0.3	0.3	0.1	-0.1	0.3

Jadual **1.3a** : Gaji dan Upah yang Dibayar Sektor Pembuatan Mengikut Subsektor
 Table **1.3a** : Salaries and Wages Paid of Manufacturing Sector by Sub-sector

Subsektor Sub-sector	2021	2022	2021		
			Q1	Q2	
1. Makanan, minuman dan tembakau <i>Food, beverages and tobacco</i>	10,343	11,028	2,559	2,564	
10 Pembuatan produk makanan <i>Manufacture of food products</i>	9,773	10,433	2,411	2,429	
11 Pembuatan minuman <i>Manufacture of beverages</i>	508	532	131	121	
12 Pembuatan produk tembakau <i>Manufacture of tobacco products</i>	62	63	17	14	
2. Tekstil, pakaian, kulit dan kasut <i>Textiles, wearing apparel, leather and footwear</i>	1,827	1,909	466	443	
13 Pembuatan tekstil <i>Manufacture of textiles</i>	657	673	163	162	
14 Pembuatan pakaian <i>Manufacture of wearing apparel</i>	862	913	223	207	
15 Pembuatan produk kulit dan barangan berkaitan <i>Manufacture of leather and related products</i>	308	323	79	75	
3. Produk kayu, perabot, keluaran kertas dan percetakan <i>Wood products, furniture, paper products and printing</i>	9,057	9,483	2,286	2,215	
16 Pembuatan kayu dan produk kayu dan gabus, kecuali perabot; pembuatan bagi artikel jerami dan bahan-bahan anyaman <i>Manufacture of wood and products of wood and cork, except furniture; manufacture of articles of straw and plaiting materials</i>	2,461	2,584	605	586	
17 Pembuatan kertas dan produk kertas <i>Manufacture of paper and paper products</i>	2,018	2,100	505	502	
18 Percetakan dan penerbitan semula media rakaman <i>Printing and reproduction of recorded media</i>	2,153	2,242	559	549	
31 Pembuatan perabot <i>Manufacture of furniture</i>	2,425	2,556	617	578	
4. Petroleum, kimia, getah dan plastik <i>Petroleum, chemical, rubber and plastic</i>	20,344	20,969	5,017	5,121	
19 Pembuatan kok dan produk petroleum bertapis <i>Manufacture of coke and refined petroleum products</i>	2,326	2,363	617	522	
20 Pembuatan kimia dan produk kimia <i>Manufacture of chemicals and chemical products</i>	5,677	5,831	1,462	1,388	
21 Pembuatan produk farmaseutikal asas, kimia perubatan dan botani <i>Manufacture of basic pharmaceutical products and pharmaceutical preparations</i>	717	789	165	180	
22 Pembuatan produk getah dan plastik <i>Manufacture of rubber and plastics products</i>	11,623	11,986	2,772	3,030	
5. Produk mineral bukan logam, logam asas dan produk logam yang direka <i>Non-metallic mineral products, basic metal and fabricated metal products</i>	13,860	14,412	3,525	3,393	
23 Pembuatan produk galian bukan logam lain <i>Manufacture of other non-metallic mineral products</i>	4,340	4,607	1,079	1,088	
24 Pembuatan logam asas <i>Manufacture of basic metals</i>	4,048	4,180	1,043	986	
25 Pembuatan produk logam, kecuali mesin dan kelengkapan <i>Manufacture of fabricated metal products, except machinery and equipment</i>	5,473	5,625	1,403	1,319	
6. Produk elektrik dan elektronik <i>Electrical and electronic products</i>	27,409	29,441	6,957	6,691	
26 Pembuatan komputer, produk elektronik dan optikal <i>Manufacture of computer, electronics and optical products</i>	19,284	21,078	4,871	4,742	
27 Pembuatan kelengkapan elektrik <i>Manufacture of electrical equipment</i>	3,832	3,939	976	910	
28 Pembuatan jentera dan peralatan t.t.t.l. <i>Manufacture of machinery and equipment n.e.c.</i>	4,292	4,424	1,110	1,039	
7. Kelengkapan pengangkutan dan pembuatan lain <i>Transport equipment and other manufactures</i>	6,992	7,287	1,776	1,734	
29 Pembuatan kenderaan bermotor, treler dan semi treler <i>Manufacture of motor vehicles, trailers and semi-trailers</i>	3,411	3,526	865	858	
30 Pembuatan kelengkapan pengangkutan lain <i>Manufacture of other transport equipment</i>	1,095	1,142	288	277	
32 Pembuatan lain <i>Other manufacturing</i>	1,226	1,300	302	291	
33 Pembaikan dan pemasangan jentera dan kelengkapan <i>Repair and installation of machinery and equipment</i>	1,260	1,319	322	309	
Pembuatan <i>Manufacturing</i>	Jumlah <i>Total</i>	89,830	94,528	22,584	22,162

		2022				2023		2022	2023
Q3	Q4	Q1	Q2	Q3	Q4	Q1	(Jan. - Mei)	(Jan. - Mei)	
2,555	2,665	2,702	2,721	2,738	2,867	2,912	4,510	4,849	
2,422	2,512	2,553	2,578	2,596	2,706	2,753	4,265	4,586	
120	136	132	128	128	143	141	218	235	
14	17	17	14	14	18	18	27	28	
437	481	480	462	465	502	503	791	836	
161	171	166	164	168	174	172	276	289	
204	229	231	218	219	244	245	380	404	
72	81	82	79	78	84	86	135	143	
2,204	2,353	2,398	2,338	2,326	2,421	2,502	3,961	4,136	
616	654	650	634	642	658	678	1,075	1,122	
495	517	524	516	520	541	548	867	897	
507	538	567	559	542	575	594	939	994	
586	643	658	629	622	647	683	1,081	1,123	
5,104	5,101	5,079	5,225	5,327	5,338	5,355	8,527	8,877	
565	621	629	532	577	625	677	975	1,051	
1,398	1,429	1,485	1,422	1,445	1,479	1,551	2,429	2,525	
183	189	180	196	202	211	188	311	321	
2,958	2,863	2,786	3,075	3,102	3,023	2,939	4,812	4,981	
3,334	3,608	3,650	3,553	3,521	3,687	3,765	6,026	6,214	
1,055	1,118	1,123	1,145	1,151	1,187	1,144	1,885	1,914	
959	1,059	1,093	1,029	997	1,061	1,128	1,784	1,840	
1,320	1,431	1,435	1,378	1,373	1,439	1,494	2,356	2,460	
6,606	7,155	7,384	7,197	7,206	7,654	7,618	12,160	12,598	
4,623	5,049	5,268	5,187	5,129	5,494	5,463	8,713	9,096	
952	994	993	940	995	1,010	1,007	1,605	1,631	
1,032	1,112	1,123	1,070	1,083	1,149	1,148	1,841	1,871	
1,664	1,817	1,820	1,823	1,780	1,864	1,862	3,041	3,123	
803	885	872	889	861	904	878	1,465	1,485	
259	271	290	289	281	282	296	484	494	
303	330	325	314	326	335	328	533	545	
298	330	334	331	312	342	359	559	600	
21,904	23,180	23,513	23,318	23,364	24,332	24,517	39,015	40,633	

Jadual **1.3a** : Gaji dan Upah yang Dibayar Sektor Pembuatan Mengikut Subsektor (samb.)
 Table **1.3a** : *Salaries and Wages Paid of Manufacturing Sector by Sub-sector (cont.)*

Subsektor Sub-sector	Jan.	Feb.	Mac	Apr.
1. Makanan, minuman dan tembakau <i>Food, beverages and tobacco</i>	903	894	905	901
10 Pembuatan produk makanan <i>Manufacture of food products</i>	853	843	857	852
11 Pembuatan minuman <i>Manufacture of beverages</i>	44	45	43	44
12 Pembuatan produk tembakau <i>Manufacture of tobacco products</i>	5	6	6	5
2. Tekstil, pakaian, kulit dan kasut <i>Textiles, wearing apparel, leather and footwear</i>	165	158	157	155
13 Pembuatan tekstil <i>Manufacture of textiles</i>	56	55	55	54
14 Pembuatan pakaian <i>Manufacture of wearing apparel</i>	81	75	75	74
15 Pembuatan produk kulit dan barangan berkaitan <i>Manufacture of leather and related products</i>	28	27	27	27
3. Produk kayu, perabot, keluaran kertas dan percetakan <i>Wood products, furniture, paper products and printing</i>	810	796	792	779
16 Pembuatan kayu dan produk kayu dan gabus, kecuali perabot; pembuatan bagi artikel jerami dan bahan-bahan anyaman <i>Manufacture of wood and products of wood and cork, except furniture; manufacture of articles of straw and plaiting materials</i>	220	216	214	212
17 Pembuatan kertas dan produk kertas <i>Manufacture of paper and paper products</i>	173	177	174	172
18 Percetakan dan penerbitan semula media rakaman <i>Printing and reproduction of recorded media</i>	194	185	188	184
31 Pembuatan perabot <i>Manufacture of furniture</i>	222	218	217	211
4. Petroleum, kimia, getah dan plastik <i>Petroleum, chemical, rubber and plastic</i>	1,675	1,654	1,750	1,708
19 Pembuatan kok dan produk petroleum bertapis <i>Manufacture of coke and refined petroleum products</i>	199	198	231	173
20 Pembuatan kimia dan produk kimia <i>Manufacture of chemicals and chemical products</i>	488	489	508	479
21 Pembuatan produk farmaseutikal asas, kimia perubatan dan botani <i>Manufacture of basic pharmaceutical products and pharmaceutical preparations</i>	61	60	60	67
22 Pembuatan produk getah dan plastik <i>Manufacture of rubber and plastics products</i>	927	908	951	989
5. Produk mineral bukan logam, logam asas dan produk logam yang direka <i>Non-metallic mineral products, basic metal and fabricated metal products</i>	1,237	1,203	1,210	1,181
23 Pembuatan produk galian bukan logam lain <i>Manufacture of other non-metallic mineral products</i>	377	367	378	378
24 Pembuatan logam asas <i>Manufacture of basic metals</i>	370	363	360	347
25 Pembuatan produk logam, kecuali mesin dan kelengkapan <i>Manufacture of fabricated metal products, except machinery and equipment</i>	490	473	472	456
6. Produk elektrik dan elektronik <i>Electrical and electronic products</i>	2,473	2,490	2,421	2,374
26 Pembuatan komputer, produk elektronik dan optikal <i>Manufacture of computer, electronics and optical products</i>	1,745	1,774	1,749	1,723
27 Pembuatan kelengkapan elektrik <i>Manufacture of electrical equipment</i>	342	333	319	292
28 Pembuatan jentera dan peralatan t.t.t.l. <i>Manufacture of machinery and equipment n.e.c.</i>	386	383	354	359
7. Kelengkapan pengangkutan dan pembuatan lain <i>Transport equipment and other manufactures</i>	603	610	608	616
29 Pembuatan kenderaan bermotor, treler dan semi treler <i>Manufacture of motor vehicles, trailers and semi-trailers</i>	289	296	287	300
30 Pembuatan kelengkapan pengangkutan lain <i>Manufacture of other transport equipment</i>	92	95	102	97
32 Pembuatan lain <i>Other manufacturing</i>	110	109	106	104
33 Pembaikan dan pemasangan jentera dan kelengkapan <i>Repair and installation of machinery and equipment</i>	111	110	113	115
Pembuatan <i>Manufacturing</i>	7,865	7,805	7,843	7,715
Jumlah <i>Total</i>				

(RM Juta/Million)

2022						2023						
Mei	Jun	Jul.	Ogo.	Sep.	Okt.	Nov.	Dis.	Jan.	Feb.	Mac	Apr.	Mei
907	912	912	906	921	922	933	1,012	978	972	962	964	973
860	866	866	859	871	872	881	954	925	919	909	911	922
42	42	41	42	45	45	47	52	48	47	47	47	46
5	5	5	5	5	5	5	7	6	6	6	5	5
156	150	153	154	159	159	166	177	173	164	166	166	167
55	55	55	56	57	57	58	59	59	56	57	58	59
75	69	73	72	74	74	81	89	86	79	80	80	79
27	26	25	26	28	28	28	29	29	29	29	28	28
783	775	770	773	783	790	798	834	843	832	827	811	823
212	209	213	214	216	217	217	224	226	228	224	222	222
171	173	171	173	176	177	178	187	180	186	182	175	174
188	187	182	182	177	183	190	202	204	193	197	197	203
212	205	203	204	214	213	213	221	233	225	224	217	223
1,739	1,778	1,770	1,781	1,776	1,758	1,733	1,847	1,770	1,753	1,831	1,775	1,747
173	186	185	187	206	204	195	226	216	212	249	188	187
465	478	489	481	476	477	477	525	509	512	530	502	472
64	65	66	68	68	69	66	76	65	61	62	68	64
1,037	1,049	1,031	1,045	1,026	1,007	996	1,019	981	968	990	1,017	1,024
1,194	1,178	1,166	1,165	1,191	1,197	1,206	1,283	1,272	1,248	1,244	1,213	1,236
385	383	383	379	390	391	391	405	393	373	379	379	392
345	338	329	331	338	340	342	379	382	375	370	356	356
465	457	455	455	463	467	473	499	498	501	495	478	488
2,402	2,421	2,351	2,400	2,456	2,452	2,448	2,754	2,529	2,571	2,518	2,462	2,518
1,722	1,742	1,669	1,703	1,757	1,749	1,756	1,989	1,794	1,849	1,820	1,801	1,832
321	328	328	334	333	331	325	354	343	337	327	298	326
359	351	353	363	366	372	366	411	393	384	371	363	360
605	602	588	594	599	604	606	655	617	624	621	626	635
294	295	283	288	290	291	291	322	292	297	289	301	306
97	94	93	93	95	95	93	94	96	98	103	98	100
104	106	107	109	110	108	108	119	111	109	109	106	110
110	106	104	103	104	110	114	119	119	120	120	122	119
7,787	7,816	7,709	7,771	7,885	7,881	7,890	8,562	8,183	8,164	8,170	8,017	8,100

Jadual **1.3b** : Gaji dan Upah yang Dibayar Sektor Pembuatan Mengikut Subsektor: Perubahan Peratusan Tahunan
 Table **1.3b** : *Salaries and Wages Paid of Manufacturing Sector by Sub-sector: Annual Percentage Change*

Subsektor Sub-sector			2021				2022				2023	
	2021	2022	Q1	Q2	Q3	Q4	Q1	Q2	Q3	Q4	Q1	
1. Makanan, minuman dan tembakau <i>Food, beverages and tobacco</i>	2.2	6.6	-2.2	2.6	2.7	5.7	5.6	6.1	7.2	7.6	7.8	
10 Pembuatan produk makanan <i>Manufacture of food products</i>	2.6	6.7	-1.1	2.6	3.0	6.0	5.9	6.2	7.2	7.7	7.8	
11 Pembuatan minuman <i>Manufacture of beverages</i>	-5.4	4.8	-16.6	-0.05	-2.8	0.5	1.0	5.5	6.8	5.8	6.9	
12 Pembuatan produk tembakau <i>Manufacture of tobacco products</i>	-2.4	2.6	-18.7	16.7	1.7	0.4	0.8	1.8	3.9	3.9	4.5	
2. Tekstil, pakaian, kulit dan kasut <i>Textiles, wearing apparel, leather and footwear</i>	-8.5	4.5	-17.9	-6.6	-8.0	0.4	2.9	4.2	6.6	4.4	4.9	
13 Pembuatan tekstil <i>Manufacture of textiles</i>	-0.6	2.4	-4.9	3.3	-3.4	2.9	1.7	1.6	4.4	2.0	3.5	
14 Pembuatan pakaian <i>Manufacture of wearing apparel</i>	-15.7	5.8	-26.8	-17.0	-13.1	-2.3	3.6	5.7	7.5	6.7	5.7	
15 Pembuatan produk kulit dan barangan berkaitan <i>Manufacture of leather and related products</i>	-1.5	5.2	-12.3	8.2	-2.5	3.2	3.4	5.5	9.4	3.0	5.4	
3. Produk kayu, perabot, keluaran kertas dan percetakan <i>Wood products, furniture, paper products and printing</i>	1.0	4.7	-2.8	3.2	-1.1	5.1	4.9	5.6	5.5	2.9	4.3	
16 Pembuatan kayu dan produk kayu dan gabus, kecuali perabot; pembuatan bagi artikel jerami dan bahan-bahan anyaman <i>Manufacture of wood and products of wood and cork, except furniture; manufacture of articles of straw and plaiting materials</i>	1.5	5.0	-6.0	2.6	1.2	8.8	7.5	8.2	4.2	0.6	4.2	
17 Pembuatan kertas dan produk kertas <i>Manufacture of paper and paper products</i>	0.7	4.1	-4.7	3.1	0.7	4.3	3.7	2.9	5.1	4.6	4.7	
18 Percetakan dan penerbitan semula media rakaman <i>Printing and reproduction of recorded media</i>	-0.8	4.2	-4.1	2.3	-2.8	1.8	1.3	1.9	6.9	6.8	4.8	
31 Pembuatan perabot <i>Manufacture of furniture</i>	2.4	5.4	3.4	4.6	-3.3	5.2	6.6	8.7	6.1	0.6	3.8	
4. Petroleum, kimia, getah dan plastik <i>Petroleum, chemical, rubber and plastic</i>	4.8	3.1	3.8	9.4	4.4	1.9	1.2	2.0	4.4	4.6	5.4	
19 Pembuatan kok dan produk petroleum bertapis <i>Manufacture of coke and refined petroleum products</i>	1.9	1.6	-3.1	6.4	5.2	0.6	1.9	1.9	2.1	0.7	7.7	
20 Pembuatan kimia dan produk kimia <i>Manufacture of chemicals and chemical products</i>	0.2	2.7	-8.5	5.6	2.7	2.5	1.5	2.4	3.4	3.5	4.5	
21 Pembuatan produk farmaseutikal asas, kimia perubatan dan botani <i>Manufacture of basic pharmaceutical products and pharmaceutical preparations</i>	13.7	10.0	14.6	14.8	13.9	11.9	8.8	8.6	10.3	11.8	4.6	
22 Pembuatan produk getah dan plastik <i>Manufacture of rubber and plastics products</i>	7.3	3.1	12.9	11.5	4.6	1.3	0.5	1.5	4.9	5.6	5.5	
5. Produk mineral bukan logam, logam asas dan produk logam yang direka <i>Non-metallic mineral products, basic metal and fabricated metal products</i>	2.1	4.0	-0.3	4.5	-0.2	4.4	3.6	4.7	5.6	2.2	3.1	
23 Pembuatan produk galian bukan logam lain <i>Manufacture of other non-metallic mineral products</i>	1.6	6.2	-3.5	5.1	1.1	4.1	4.1	5.3	9.1	6.2	1.9	
24 Pembuatan logam asas <i>Manufacture of basic metals</i>	1.5	3.3	-3.8	4.2	-0.1	6.2	4.8	4.4	4.0	0.1	3.2	
25 Pembuatan produk logam, kecuali mesin dan kelengkapan <i>Manufacture of fabricated metal products, except machinery and equipment</i>	2.9	2.8	5.2	4.3	-1.4	3.4	2.3	4.5	4.0	0.5	4.1	
6. Produk elektrik dan elektronik <i>Electrical and electronic products</i>	4.6	7.4	0.2	7.4	4.2	6.9	6.1	7.5	9.1	7.0	3.2	
26 Pembuatan komputer, produk elektronik dan optikal <i>Manufacture of computer, electronics and optical products</i>	5.5	9.3	-1.3	8.7	5.8	9.3	8.2	9.4	11.0	8.8	3.7	
27 Pembuatan kelengkapan elektrik <i>Manufacture of electrical equipment</i>	2.2	2.8	3.3	3.0	1.1	1.5	1.7	3.3	4.5	1.6	1.4	
28 Pembuatan jentera dan peralatan t.t.t.l. <i>Manufacture of machinery and equipment n.e.c.</i>	3.0	3.1	4.4	5.8	0.2	1.8	1.2	3.0	4.9	3.3	2.3	
7. Kelengkapan pengangkutan dan pembuatan lain <i>Transport equipment and other manufactures</i>	1.0	4.2	-5.5	6.4	0.3	3.9	2.5	5.1	7.0	2.6	2.3	
29 Pembuatan kenderaan bermotor, treler dan semi treler <i>Manufacture of motor vehicles, trailers and semi-trailers</i>	-0.2	3.4	-7.8	7.5	-1.5	2.1	0.8	3.6	7.3	2.1	0.7	
30 Pembuatan kelengkapan pengangkutan lain <i>Manufacture of other transport equipment</i>	-0.5	4.2	-9.1	7.9	-0.5	1.6	0.5	4.5	8.4	3.9	2.4	
32 Pembuatan lain <i>Other manufacturing</i>	5.6	6.1	3.9	3.7	4.6	9.9	7.8	8.1	7.5	1.5	1.0	
33 Pembaikan dan pemasangan jentera dan kelengkapan <i>Repair and installation of machinery and equipment</i>	1.6	4.7	-3.9	4.4	1.7	4.7	3.7	7.1	4.6	3.6	7.5	
Pembuatan	Jumlah Total	3.0	5.2	-0.6	6.0	2.3	4.7	4.1	5.2	6.7	5.0	4.3

(%)

2022	2023	2022												2023				
(Jan. - Mei)	(Jan. - Mei)	Jan.	Feb.	Mac.	Apr.	Mei.	Jun	Jul.	Ogo.	Sep.	Okt.	Nov.	Dis.	Jan.	Feb.	Mac.	Apr.	Mei.
5.4	7.5	5.9	5.4	5.5	4.4	5.7	8.3	6.4	9.4	5.8	6.0	7.0	9.7	8.3	8.8	6.3	7.0	7.3
5.6	7.5	6.2	5.6	5.8	4.5	5.8	8.3	6.3	9.5	5.9	6.1	7.1	9.8	8.4	9.0	6.1	6.9	7.2
2.2	7.4	-0.04	2.0	1.2	2.5	5.6	8.9	8.8	7.0	4.8	5.1	4.7	7.5	7.9	4.0	9.0	7.8	8.4
0.7	6.1	1.3	0.9	0.3	0.5	0.2	4.8	4.9	4.6	2.3	2.6	4.4	4.6	3.8	4.1	5.6	9.7	8.3
2.6	5.7	2.8	3.2	2.7	2.0	2.0	8.9	6.4	5.8	7.7	5.9	3.8	3.6	4.9	4.2	5.6	7.0	6.9
1.2	4.9	2.4	2.0	0.8	0.6	0.4	3.9	4.1	3.7	5.2	3.2	2.3	0.7	4.1	1.5	4.9	6.8	7.2
3.2	6.3	3.1	3.8	3.9	2.7	2.4	13.1	6.5	6.4	9.5	9.2	5.5	5.6	5.7	5.5	6.0	7.7	6.6
3.6	5.7	2.8	4.0	3.4	3.2	4.4	9.1	11.5	8.6	8.2	2.9	2.0	3.9	4.3	5.9	6.1	5.3	7.1
4.9	4.4	5.1	5.2	4.5	4.5	5.0	7.3	7.2	6.7	2.9	3.0	2.6	3.1	4.1	4.5	4.4	4.0	5.0
7.5	4.4	7.6	7.9	7.1	7.0	7.9	9.9	6.8	5.8	0.3	0.5	0.3	1.1	2.5	5.1	5.0	4.7	4.6
3.1	3.5	4.0	5.9	1.3	1.2	3.0	4.4	6.1	5.8	3.5	3.3	2.7	7.7	4.1	5.0	4.9	1.8	1.7
1.0	5.8	1.6	1.3	1.0	0.5	0.6	4.7	6.0	5.8	9.1	9.3	8.6	3.0	5.1	4.5	4.7	6.6	8.2
7.2	3.9	6.7	5.2	7.9	8.5	7.9	9.6	9.8	9.3	0.2	0.3	0.1	1.4	4.8	3.3	3.2	2.9	5.2
1.7	4.1	1.1	1.1	1.5	2.3	2.4	1.4	4.6	4.7	3.8	3.8	4.8	5.2	5.7	6.0	4.7	3.9	0.5
2.2	7.8	0.2	2.5	2.7	2.5	3.1	0.2	2.5	3.9	0.2	0.3	0.4	1.2	8.1	7.3	7.6	8.3	8.0
2.2	4.0	1.8	1.3	1.6	2.9	3.5	1.0	4.7	4.0	1.5	3.1	3.3	4.1	4.4	4.6	4.4	5.0	1.4
8.7	3.0	10.5	7.8	8.2	8.3	8.5	9.1	9.9	10.0	11.0	11.7	12.3	11.6	6.7	3.2	3.8	1.1	0.6
0.9	3.5	0.4	0.3	0.7	1.6	1.5	1.4	4.6	4.8	5.1	4.4	6.0	6.3	5.8	6.6	4.1	2.8	-1.2
3.6	3.1	4.1	3.5	3.1	3.3	3.9	7.0	7.2	7.1	2.7	2.4	2.1	2.0	2.9	3.8	2.8	2.7	3.5
3.9	1.5	4.6	3.9	3.8	3.4	3.6	8.9	9.8	9.5	8.1	7.5	5.8	5.4	4.0	1.6	0.1	0.2	1.8
4.5	3.1	5.7	6.2	2.4	4.1	4.1	5.1	6.0	5.7	0.5	0.2	0.1	0.1	3.4	3.3	2.8	2.7	3.3
2.7	4.4	2.6	1.3	3.0	2.8	4.1	6.8	5.9	6.2	0.2	0.1	0.7	0.8	1.6	5.8	5.0	4.8	5.0
6.7	3.6	5.6	5.5	7.3	7.3	7.5	7.8	9.1	9.3	8.9	7.2	6.7	7.1	2.3	3.2	4.0	3.7	4.8
8.6	4.4	7.4	7.3	9.8	8.9	9.5	9.7	10.9	11.2	10.8	8.6	8.8	9.0	2.8	4.2	4.1	4.6	6.4
2.4	1.6	0.8	1.6	2.9	4.2	2.8	3.0	4.7	4.8	4.2	2.7	1.8	0.5	0.3	1.3	2.7	2.1	1.7
1.8	1.6	2.0	1.1	0.3	2.8	2.9	3.2	5.1	5.2	4.6	4.7	1.4	4.0	1.7	0.5	4.8	1.0	0.2
2.9	2.7	2.5	2.2	2.7	2.7	4.7	8.1	8.4	8.3	4.5	2.9	1.4	3.3	2.4	2.3	2.2	1.6	5.1
1.2	1.4	0.5	0.6	1.3	0.6	3.2	7.4	9.1	9.2	3.8	2.6	1.0	2.8	1.0	0.4	0.9	0.3	4.3
1.3	2.0	0.0	0.7	0.9	1.3	3.8	8.7	9.1	9.3	7.0	5.6	1.7	4.4	3.7	2.7	1.0	0.7	2.4
7.8	2.2	9.4	7.2	6.8	7.4	8.3	8.4	8.4	8.5	5.5	2.1	1.9	0.6	0.3	0.1	2.8	1.9	6.1
4.6	7.3	3.6	3.3	4.2	5.4	6.4	9.6	5.7	4.6	3.3	2.0	1.9	6.9	7.0	9.1	6.4	5.8	8.5
4.4	4.1	4.1	3.9	4.4	4.5	5.0	6.2	7.1	7.5	5.4	4.8	4.7	5.4	4.0	4.6	4.2	3.9	4.0

Jadual **1.3C** : Gaji dan Upah yang Dibayar Sektor Pembuatan Mengikut Subsektor: Perubahan Peratusan Bulanan/Suku Tahunan
 Table **1.3C** : Salaries and Wages Paid of Manufacturing Sector by Sub-sector: Monthly/Quarterly Percentage Change

Subsektor Sub-sector	2021				2022				2023	
	Q1	Q2	Q3	Q4	Q1	Q2	Q3	Q4	Q1	
1. Makanan, minuman dan tembakau <i>Food, beverages and tobacco</i>	1.5	0.2	-0.3	4.3	1.4	0.7	0.7	4.7	1.6	
10 Pembuatan produk makanan <i>Manufacture of food products</i>	1.8	0.7	-0.3	3.7	1.6	1.0	0.7	4.3	1.7	
11 Pembuatan minuman <i>Manufacture of beverages</i>	-3.0	-7.3	-1.1	12.9	-2.4	-3.2	0.1	11.9	-1.4	
12 Pembuatan produk tembakau <i>Manufacture of tobacco products</i>	-0.1	-15.7	-1.5	21.1	0.3	-14.9	0.5	21.1	0.9	
2. Tekstil, pakaian, kulit dan kasut <i>Textiles, wearing apparel, leather and footwear</i>	-2.7	-4.9	-1.5	10.2	-0.3	-3.7	0.8	7.8	0.2	
13 Pembuatan tekstil <i>Manufacture of textiles</i>	-1.6	-1.1	-0.5	6.2	-2.7	-1.2	2.2	3.8	-1.3	
14 Pembuatan pakaian <i>Manufacture of wearing apparel</i>	-4.6	-7.5	-1.3	12.1	1.2	-5.6	0.4	11.3	0.3	
15 Pembuatan produk kulit dan barangan berkaitan <i>Manufacture of leather and related products</i>	0.6	-5.4	-4.4	13.5	0.8	-3.5	-0.9	6.9	3.2	
3. Produk kayu, perabot, keluaran kertas dan percetakan <i>Wood products, furniture, paper products and printing</i>	2.2	-3.1	-0.5	6.8	1.9	-2.5	-0.5	4.1	3.3	
16 Pembuatan kayu dan produk kayu dan gabus, kecuali perabot; pembuatan bagi artikel jerami dan bahan-bahan anyaman <i>Manufacture of wood and products of wood and cork, except furniture; manufacture of articles of straw and plaiting materials</i>	0.6	-3.1	5.2	6.1	-0.6	-2.5	1.3	2.5	2.9	
17 Pembuatan kertas dan produk kertas <i>Manufacture of paper and paper products</i>	1.8	-0.6	-1.4	4.6	1.2	-1.5	0.7	4.1	1.3	
18 Percetakan dan penerbitan semula media rakaman <i>Printing and reproduction of recorded media</i>	5.8	-1.9	-7.7	6.2	5.3	-1.3	-3.2	6.1	3.4	
31 Pembuatan perabot <i>Manufacture of furniture</i>	0.9	-6.3	1.4	9.7	2.2	-4.4	-1.0	4.0	5.5	
4. Petroleum, kimia, getah dan plastik <i>Petroleum, chemical, rubber and plastic</i>	0.2	2.1	-0.3	-0.1	-0.4	2.9	1.9	0.2	0.3	
19 Pembuatan kok dan produk petroleum bertapis <i>Manufacture of coke and refined petroleum products</i>	-0.03	-15.4	8.2	9.9	1.2	-15.4	8.5	8.3	8.2	
20 Pembuatan kimia dan produk kimia <i>Manufacture of chemicals and chemical products</i>	4.9	-5.0	0.7	2.2	3.9	-4.2	1.6	2.3	4.9	
21 Pembuatan produk farmaseutikal asas, kimia perubatan dan botani <i>Manufacture of basic pharmaceutical products and pharmaceutical preparations</i>	-1.9	8.9	1.7	3.0	-4.5	8.7	3.3	4.4	-10.7	
22 Pembuatan produk getah dan plastik <i>Manufacture of rubber and plastics products</i>	-1.9	9.3	-2.4	-3.2	-2.7	10.4	0.9	-2.6	-2.8	
5. Produk mineral bukan logam, logam asas dan produk logam yang direka <i>Non-metallic mineral products, basic metal and fabricated metal products</i>	2.0	-3.7	-1.7	8.2	1.2	-2.7	-0.9	4.7	2.1	
23 Pembuatan produk galian bukan logam lain <i>Manufacture of other non-metallic mineral products</i>	0.5	0.9	-3.0	5.9	0.4	2.0	0.5	3.1	-3.7	
24 Pembuatan logam asas <i>Manufacture of basic metals</i>	4.6	-5.5	-2.7	10.5	3.2	-5.8	-3.1	6.4	6.3	
25 Pembuatan produk logam, kecuali mesin dan kelengkapan <i>Manufacture of fabricated metal products, except machinery and equipment</i>	1.3	-6.0	0.1	8.4	0.3	-3.9	-0.4	4.8	3.8	
6. Produk elektrik dan elektronik <i>Electrical and electronic products</i>	4.0	-3.8	-1.3	8.3	3.2	-2.5	0.1	6.2	-0.5	
26 Pembuatan komputer, produk elektronik dan optikal <i>Manufacture of computer, electronics and optical products</i>	5.5	-2.6	-2.5	9.2	4.4	-1.6	-1.1	7.1	-0.6	
27 Pembuatan kelengkapan elektrik <i>Manufacture of electrical equipment</i>	-0.4	-6.8	4.6	4.4	-0.1	-5.3	5.8	1.5	-0.4	
28 Pembuatan jentera dan peralatan t.t.t.l. <i>Manufacture of machinery and equipment n.e.c.</i>	1.6	-6.4	-0.7	7.8	1.0	-4.7	1.2	6.1	-0.1	
7. Kelengkapan pengangkutan dan pembuatan lain <i>Transport equipment and other manufactures</i>	1.5	-2.4	-4.1	9.2	0.1	0.2	-2.3	4.7	-0.1	
29 Pembuatan kenderaan bermotor, treler dan semi treler <i>Manufacture of motor vehicles, trailers and semi-trailers</i>	-0.2	-0.8	-6.4	10.3	-1.6	2.0	-3.1	5.0	-2.9	
30 Pembuatan kelengkapan pengangkutan lain <i>Manufacture of other transport equipment</i>	7.8	-3.9	-6.2	4.6	6.7	-0.2	-2.6	0.2	5.1	
32 Pembuatan lain <i>Other manufacturing</i>	0.4	-3.6	4.2	8.9	-1.6	-3.3	3.7	2.9	-2.0	
33 Pembaikan dan pemasangan jentera dan kelengkapan <i>Repair and installation of machinery and equipment</i>	2.0	-4.0	-3.5	10.8	1.0	-0.9	-5.8	9.8	4.8	
Pembuatan	Jumlah Total	2.0	-1.9	-1.2	5.8	1.4	-0.8	0.2	4.1	0.8

(%)

2022												2023				
Jan.	Feb.	Mac	Apr.	Mei	Jun	Jul.	Ogo.	Sep.	Okt.	Nov.	Dis.	Jan.	Feb.	Mac	Apr.	Mei
-2.2	-1.0	1.2	-0.4	0.7	0.6	-0.1	-0.7	1.7	0.1	1.2	8.4	-3.3	-0.6	-1.1	0.2	1.0
-1.8	-1.2	1.6	-0.5	0.9	0.7	-0.01	-0.8	1.4	0.1	1.0	8.3	-3.1	-0.6	-1.1	0.2	1.2
-7.2	1.1	-4.7	2.6	-3.8	-1.0	-1.1	1.6	6.6	-0.04	5.2	9.4	-6.8	-2.6	-0.2	1.6	-3.3
-16.4	6.7	-5.0	-13.9	0.02	0.2	-0.01	-3.7	8.7	4.7	2.2	27.6	-17.0	7.0	-3.6	-10.5	-1.3
-3.4	-4.3	-0.6	-1.0	0.7	-4.1	1.8	0.9	3.1	-0.1	4.8	6.4	-2.2	-5.0	0.8	0.3	0.7
-3.9	-1.7	-1.4	-1.0	2.4	-0.7	0.9	0.2	2.3	0.5	1.7	1.5	-0.6	-4.2	1.9	0.8	2.8
-4.4	-7.0	0.1	-1.1	0.1	-7.0	4.7	-0.6	3.1	-0.6	8.9	11.0	-4.3	-7.2	0.5	0.5	-0.9
0.9	-1.8	-0.8	-0.7	-1.1	-3.1	-4.4	6.9	4.7	0.05	0.5	3.3	1.2	-0.3	-0.6	-1.4	0.6
0.1	-1.6	-0.5	-1.6	0.5	-1.1	-0.7	0.5	1.3	0.8	1.0	4.5	1.1	-1.3	-0.5	-2.0	1.5
-0.6	-1.7	-1.4	-0.7	0.2	-1.4	1.6	0.4	1.1	0.4	0.3	3.0	0.8	0.8	-1.5	-1.0	0.2
-0.05	2.1	-1.9	-0.8	-0.8	1.4	-1.0	0.8	1.6	0.7	0.4	5.2	-3.4	3.0	-2.0	-3.8	-0.8
-1.2	-4.7	2.0	-2.1	1.9	-0.4	-2.7	0.2	-2.9	3.2	3.8	6.6	0.8	-5.3	2.2	-0.3	3.4
2.1	-1.9	-0.5	-2.8	0.5	-3.2	-1.0	0.5	4.9	-0.5	-0.1	3.7	5.6	-3.3	-0.7	-3.0	2.8
-4.6	-1.2	5.8	-2.4	1.8	2.2	-0.4	0.6	-0.3	-1.0	-1.4	6.5	-4.1	-1.0	4.5	-3.1	-1.5
-10.8	-0.7	16.9	-25.1	-0.1	7.4	-0.4	0.9	10.2	-0.5	-4.8	16.1	-4.7	-1.5	17.2	-24.6	-0.5
-3.4	0.3	3.8	-5.8	-2.8	2.8	2.2	-1.6	-1.0	0.2	0.0	10.2	-3.1	0.5	3.7	-5.3	-6.1
-10.3	-2.3	-0.03	12.7	-4.5	0.7	2.3	3.5	-0.8	2.3	-5.1	15.2	-14.2	-5.5	0.5	9.7	-4.9
-3.3	-2.1	4.8	4.0	4.8	1.2	-1.8	1.4	-1.8	-1.8	-1.2	2.4	-3.8	-1.4	2.3	2.7	0.7
-1.7	-2.7	0.6	-2.4	1.2	-1.4	-1.0	-0.1	2.3	0.6	0.7	6.4	-0.8	-1.9	-0.3	-2.5	1.9
-1.9	-2.8	3.2	-0.2	1.9	-0.6	0.1	-1.1	2.8	0.3	0.1	3.6	-3.2	-5.1	1.7	-0.1	3.5
-2.2	-1.8	-0.8	-3.7	-0.6	-1.9	-2.8	0.6	2.3	0.6	0.5	10.8	1.0	-1.9	-1.2	-3.8	-0.1
-1.2	-3.3	-0.4	-3.3	1.9	-1.7	-0.5	0.2	1.8	0.7	1.4	5.6	-0.3	0.7	-1.1	-3.5	2.1
-3.9	0.7	-2.8	-1.9	1.2	0.8	-2.9	2.1	2.4	-0.2	-0.2	12.5	-8.2	1.6	-2.0	-2.2	2.3
-4.3	1.7	-1.4	-1.5	-0.1	1.2	-4.2	2.0	3.2	-0.4	0.4	13.3	-9.8	3.1	-1.6	-1.1	1.7
-3.0	-2.7	-4.2	-8.4	9.9	2.2	0.04	1.9	-0.2	-0.7	-1.6	8.8	-3.3	-1.7	-2.8	-8.9	9.4
-2.3	-0.9	-7.6	1.6	-0.002	-2.2	0.6	2.7	1.0	1.5	-1.5	12.2	-4.4	-2.1	-3.6	-2.1	-0.7
-4.9	1.2	-0.4	1.4	-1.9	-0.5	-2.4	1.0	0.9	0.8	0.4	8.1	-5.8	1.1	-0.4	0.8	1.4
-7.9	2.5	-3.0	4.5	-2.1	0.6	-4.1	1.9	0.5	0.5	-0.1	10.8	-9.6	1.9	-2.5	3.9	1.9
2.5	3.0	7.3	-4.5	-0.2	-3.1	-0.8	-1.1	3.1	-0.2	-2.7	1.6	1.7	2.0	5.4	-4.8	1.5
-7.1	-1.3	-2.6	-1.9	0.2	2.0	0.4	2.4	0.6	-2.2	0.6	10.4	-7.4	-1.5	0.1	-2.8	4.3
0.2	-1.1	2.3	2.3	-4.8	-3.3	-1.6	-0.8	0.4	5.5	4.0	4.0	0.3	0.9	-0.3	1.8	-2.4
-3.2	-0.8	0.5	-1.6	0.9	0.4	-1.4	0.8	1.5	-0.05	0.1	8.5	-4.4	-0.2	0.1	-1.9	1.0

Jadual **1.4a** : Nilai Jualan Sektor Pembuatan Mengikut Kumpulan
 Table : Sales Value of Manufacturing Sector by Group

Kod Kumpulan Group code	Keterangan Kumpulan/Tempoh	2021	2022	2021			
				Q1	Q2	Q3	Q4
101	Pemprosesan dan pengawetan daging	7,877	8,809	1,849	1,861	2,039	2,128
102	Pemprosesan dan pengawetan ikan, krustasea dan moluska	6,281	5,714	1,678	1,613	1,445	1,544
	10201 Pengetinan ikan, krustasea dan moluska &						
	10202 Pemprosesan dan pengawetan ikan, krustasea dan moluska	5,970	5,391	1,597	1,542	1,373	1,459
	Industri lain	311	323	81	71	73	85
103	Pemprosesan dan pengawetan buah-buahan dan sayur - sayuran	1,779	1,808	521	459	379	419
	10303 Pengetinan nanas &	364	357	118	86	78	82
	10304 Pembuatan jem, marmalad dan sajian jeli						
	Industri lain	1,415	1,451	403	373	301	338
104	Pembuatan minyak dan lemak daripada sayuran dan haiwan	168,492	190,130	30,600	45,231	45,276	47,386
	10404 Pembuatan minyak sayuran mentah dan bertapis &	17,088	20,492	3,785	4,367	4,748	4,188
	10406 Pembuatan sebatian lemak masakan						
	10405 Pembuatan minyak kelapa	1,143	1,536	345	244	232	321
	Industri lain	150,261	168,102	26,470	40,620	40,295	42,876
105	Pembuatan produk tenusu	10,805	12,117	2,585	2,700	2,689	2,831
	10502 Pembuatan susu pekat, tepung dan sejat	10,000	11,313	2,371	2,499	2,498	2,632
	Industri lain	805	804	214	201	190	199
106	Pembuatan produk bijian, kanji dan produk berkanji	8,695	10,613	2,021	2,227	2,134	2,313
	10611 Pengilangan beras	3,920	5,201	787	1,049	1,002	1,082
	10613 Pengilangan tepung	4,453	5,075	1,150	1,104	1,056	1,144
	Industri lain	322	336	84	75	76	87
107	Pembuatan produk makanan lain	53,256	58,413	13,437	13,193	12,950	13,676
	10711 Pembuatan biskut dan cookies	2,234	3,287	567	524	467	676
	10712 Pembuatan roti, kek dan produk bakeri lain	12,375	12,482	3,204	3,193	3,123	2,854
	10713 Pembuatan produk snek	2,342	2,830	586	575	526	656
	10721 Pembuatan gula	5,502	5,200	1,385	1,300	1,333	1,484
	10731 Pembuatan produk koko	3,401	3,402	926	831	792	853
	10732 Pembuatan coklat dan produk coklat &	12,588	14,094	3,111	3,214	3,081	3,182
	10733 Pembuatan konfeksi gula						
	10793 Pembuatan sos dan bahan perasa	2,187	2,267	542	529	494	622
	10799 Pembuatan produk makanan lain t.t.t.l.	4,801	6,300	1,140	1,129	1,236	1,296
	Industri lain	7,825	8,552	1,976	1,896	1,898	2,054
108/ 10800	Pembuatan makanan haiwan tersedia	13,164	16,492	2,545	3,454	3,607	3,558
110	Pembuatan minuman ringan	10,629	12,717	3,009	2,325	2,276	3,019
	11041 Pembuatan minuman ringan	6,267	6,725	1,580	1,363	1,600	1,724
	11042 Pengeluaran air mineral semulajadi dan minuman lain yang dibotolkan	1,321	1,350	336	312	338	336
	Industri lain	3,040	4,643	1,093	650	338	959
120/ 12000	Pembuatan produk tembakau	2,940	3,410	973	594	266	1,108
131	Pemintalan, penenunan dan penyiapan tekstil	6,132	6,520	1,559	1,633	1,333	1,608
	13110 Penyediaan dan pemintalan gentian tekstil &	4,500	4,842	1,161	1,278	921	1,140
	13120 Penenunan tekstil						
	13132 Pewarnaan, pelunturan, percetakan dan penyiapan akhir benang dan fabrik	1,570	1,625	386	343	391	450
	Industri lain	62	53	12	12	20	18
139	Pembuatan tekstil lain	4,595	5,132	1,034	1,046	1,210	1,306
	13910 Pembuatan fabrik dikait dan dikrusye	2,240	2,306	540	524	561	615
	Industri lain	2,356	2,825	495	522	649	690
141	Pembuatan pakaian, kecuali pakaian berbulu	8,631	8,945	2,278	1,953	2,019	2,381
	14102 Pembuatan pakaian	7,689	7,847	1,993	1,745	1,848	2,103
	Industri lain	942	1,098	286	208	171	278
142 & 143	Pembuatan artikel daripada kulit bulu dan pakaian yang dikait dan dikrusye	405	408	112	104	78	111
151 (15110 & 15120)	Penyamakan dan pembersihan kulit, pembuatan bagasi, beg tangan, pelana dan abah-abah pembersihan dan pewarnaan bulu	1,440	1,857	409	294	269	468
152	Pembuatan kasut	750	781	247	169	139	194
	15201 Pembuatan kasut kulit &	444	498	151	95	77	121
	15203 Pembuatan kasut getah						
	Industri lain	306	282	97	74	62	74
161/ 16100	Pengilangan dan pengetaman kayu	5,885	6,672	1,759	1,126	1,227	1,773

2022		2023		2022	2023	Group Description/Period	
Q1	Q2	Q3	Q4	Q1	(Jan. - Mei)		(Jan. - Mei)
2,135	2,179	2,212	2,282	2,269	3,604	3,874	Processing and preserving of meat
1,435	1,434	1,405	1,440	1,450	2,381	2,440	Processing and preserving of fish, crustaceans and molluscs
							<i>Canning of fish, crustaceans and molluscs</i>
1,354	1,359	1,324	1,353	1,357	2,251	2,284	<i>Processing, curing and preserving of fish, crustacean and molluscs</i>
80	75	81	87	93	130	156	<i>Other industry</i>
445	441	453	469	517	734	907	Processing and preserving of fruits and vegetable
							<i>Pineapple canning</i>
75	77	99	104	113	122	203	<i>Manufacture of jams, marmalades and table jellies</i>
369	364	354	365	404	613	704	<i>Other industry</i>
37,522	53,117	49,670	49,822	39,293	72,190	65,504	Manufacture of vegetable and animal oils and fats
							<i>Manufacture of crude and refined vegetable oil</i>
4,070	5,239	5,949	5,234	4,976	7,424	8,508	<i>Manufacture of compound cooking fats</i>
372	359	410	395	315	608	499	<i>Manufacture of coconut oil</i>
33,080	47,518	43,311	44,193	34,003	64,158	56,497	<i>Other industry</i>
2,942	3,036	3,090	3,049	3,056	4,964	5,215	Manufacture of dairy products
2,739	2,842	2,880	2,852	2,871	4,633	4,902	<i>Manufacture of condensed, powdered and evaporated milk</i>
203	194	210	197	184	330	313	<i>Other industry</i>
2,516	2,775	2,606	2,716	2,757	4,423	4,663	Manufacture of grain mill products, starches and starch products
1,189	1,403	1,300	1,308	1,340	2,187	2,302	<i>Rice milling</i>
1,248	1,291	1,225	1,312	1,334	2,104	2,226	<i>Flour milling</i>
78	81	81	97	83	132	135	<i>Other industry</i>
14,013	14,682	14,869	14,849	14,981	23,742	25,398	Manufacture of other food products
797	846	797	847	839	1,389	1,460	<i>Manufacture of biscuits and cookies</i>
2,875	3,258	3,255	3,094	3,403	4,982	5,777	<i>Manufacture of bread, cakes and other bakery products</i>
692	723	684	732	698	1,179	1,226	<i>Manufacture of snack products</i>
1,370	1,298	1,252	1,279	1,271	2,216	2,197	<i>Manufacture of sugar</i>
864	807	847	885	903	1,401	1,491	<i>Manufacture of cocoa products</i>
							<i>Manufacture of chocolate and chocolate products</i>
3,382	3,618	3,606	3,488	3,441	5,837	5,791	<i>Manufacture of sugar confectionery</i>
590	561	539	578	569	968	950	<i>Manufacture of sauces and condiments</i>
1,433	1,497	1,652	1,718	1,610	2,415	2,689	<i>Manufacture of other food products n.e.c.</i>
2,011	2,074	2,238	2,228	2,247	3,356	3,818	<i>Other industry</i>
3,619	4,298	4,347	4,228	4,349	6,478	7,663	Manufacture of prepared animal feeds
3,198	3,034	3,237	3,248	3,204	5,287	5,371	Manufacture of beverages
1,739	1,564	1,650	1,772	1,695	2,843	2,844	<i>Manufacture of soft drinks</i>
							<i>Production of natural mineral waters and other bottled waters</i>
347	334	345	324	334	574	571	<i>Other industry</i>
1,113	1,137	1,242	1,151	1,174	1,870	1,956	<i>Other industry</i>
1,018	785	681	926	1,196	1,585	1,930	Manufacture of tobacco products
1,679	1,629	1,586	1,626	1,481	2,740	2,477	Spinning, weaving and finishing of textiles
							<i>Preparation and spinning of textile fibres</i>
1,254	1,202	1,171	1,215	1,147	2,049	1,921	<i>Weaving of textiles</i>
							<i>Dyeing, bleaching, printing and finishing of yarns and fabrics</i>
412	413	401	399	324	669	540	<i>Other industry</i>
14	13	14	12	11	22	17	<i>Other industry</i>
1,279	1,272	1,260	1,321	1,415	2,110	2,333	Manufacture of other textiles
587	574	559	586	584	963	963	<i>Manufacture of knitted and crocheted fabrics</i>
692	698	701	735	831	1,147	1,370	<i>Other industry</i>
2,353	2,118	2,124	2,350	2,410	3,815	3,940	Manufacture of wearing apparel, except fur apparel
2,041	1,843	1,881	2,081	2,096	3,307	3,456	<i>Manufacture of clothings</i>
312	275	242	269	314	507	484	<i>Other industry</i>
103	92	100	112	123	164	197	Manufacture of articles of fur, knitted and crocheted apparel
							<i>Tanning and dressing of leather; manufacture of luggage, handbags, saddlery and harness; dressing and dyeing of fur</i>
477	387	441	551	508	734	810	Manufacture of footwear
							<i>Manufacture of leather footwear</i>
122	108	129	140	138	193	229	<i>Manufacture of rubber footwear</i>
81	73	60	69	77	134	129	<i>Other industry</i>
1,933	1,334	1,581	1,825	1,965	2,881	2,977	Sawmilling and planning of wood

Jadual **1.4a** : Nilai Jualan Sektor Pembuatan Mengikut Kumpulan (samb.)
 Table : Sales Value of Manufacturing Sector by Group (cont.)

Kod Kumpulan Group code	Keterangan Kumpulan/Tempoh	2022					
		Jan.	Feb.	Mac	Apr.	Mei	Jun
101	Pemprosesan dan pengawetan daging	747	706	681	731	738	711
102	Pemprosesan dan pengawetan ikan, krustasea dan moluska	503	450	481	473	473	488
10201 & 10202	Pengetinan ikan, krustasea dan moluska	476	425	454	447	450	462
	Pemprosesan dan pengawetan ikan, krustasea dan moluska Industri lain	28	25	27	26	24	25
103	Pemprosesan dan pengawetan buah-buahan dansayur - sayuran	162	144	139	145	144	152
10303 & 10304	Pengetinan nanas	28	26	22	24	22	31
	Pembuatan jem, marmalad dan sajian jeli Industri lain	133	118	118	121	122	120
104	Pembuatan minyak dan lemak daripada sayuran dan haiwan	13,195	12,218	12,109	16,749	17,919	18,448
10404 & 10406	Pembuatan minyak sayuran mentah dan bertapis	1,434	1,259	1,377	1,624	1,731	1,885
10405	Pembuatan sebatian lemak masakan	117	126	128	115	121	123
	Pembuatan minyak kelapa Industri lain	11,644	10,833	10,603	15,011	16,067	16,440
105	Pembuatan produk tenusu	993	967	982	1,013	1,008	1,015
10502	Pembuatan susu pekat, tepung dan sejat Industri lain	923	901	916	949	945	948
		70	66	66	64	63	67
106	Pembuatan produk bijian, kanji dan produk berkanji	824	819	873	984	924	868
10611	Pengilangan beras	376	406	408	532	466	406
10613	Pengilangan tepung Industri lain	420	388	439	424	432	435
		28	25	25	28	26	27
107	Pembuatan produk makanan lain	4,769	4,485	4,759	4,937	4,792	4,953
10711	Pembuatan biskut dan cookies	271	260	266	335	257	254
10712	Pembuatan roti, kek dan produk bakeri lain	987	933	955	1,015	1,092	1,152
10713	Pembuatan produk snek	226	222	243	252	235	236
10721	Pembuatan gula	511	430	429	455	391	453
10731	Pembuatan produk koko	306	300	257	270	268	270
10732 & 10733	Pembuatan coklat dan produk coklat	1,120	1,050	1,211	1,232	1,223	1,163
	Pembuatan konfeksi gula						
10793	Pembuatan sos dan bahan perasa	199	190	200	204	175	182
10799	Pembuatan produk makanan lain t.t.t.l. Industri lain	474	457	502	492	489	515
		674	641	696	683	661	730
108/10800	Pembuatan makanan haiwan tersedia	1,279	1,184	1,156	1,435	1,424	1,439
110	Pembuatan minuman ringan	1,042	1,046	1,110	1,153	936	946
11041	Pembuatan minuman ringan	543	580	616	640	464	459
11042	Pengeluaran air mineral semula jadi dan minuman lain yang dibotolkan Industri lain	108	115	124	125	102	107
		392	351	370	388	369	380
120/12000	Pembuatan produk tembakau	327	330	361	329	239	218
131	Pemintalan, penenunan dan penyiapan tekstil	566	547	567	548	513	568
13110 & 13120	Penyediaan dan pemintalan gentian tekstil	411	414	429	409	386	407
13132	Penenunan tekstil						
	Pewarnaan, pelunturan, percetakan dan penyiapan akhir benang dan fabrik Industri lain	150	129	133	135	122	156
		5	4	4	4	5	5
139	Pembuatan tekstil lain	446	412	421	415	416	441
13910	Pembuatan fabrik dikait dan dikrusye Industri lain	203	189	195	186	190	198
		243	223	226	230	225	243
141	Pembuatan pakaian, kecuali pakaian berbulu	787	776	789	757	705	657
14102	Pembuatan pakaian Industri lain	689	671	681	657	609	577
		98	105	108	100	96	79
142 & 143	Pembuatan artikel daripada kulit bulu dan pakaian yang dikait dan dikrusye	38	33	32	30	30	32
151 (15110 & 15120)	Penyamakan dan pembersihan kulit, pembuatan bagasi, beg tangan, pelana dan abah-abah pembersihan dan pewarnaan bulu	161	160	156	134	123	130
152	Pembuatan kasut	68	63	71	62	62	56
15201 & 15203	Pembuatan kasut kulit	44	34	44	35	36	37
	Pembuatan kasut getah Industri lain	25	28	27	27	27	19
161/16100	Pengilangan dan pengetaman kayu	690	561	683	557	391	386

2023											Group Description/Period
Jul.	Ogo.	Sep.	Okt.	Nov.	Dis.	Jan.	Feb.	Mac	Apr.	Mei	
709	763	741	792	771	719	733	772	765	802	803	Processing and preserving of meat
438	490	478	476	491	473	512	457	481	466	524	Processing and preserving of fish, crustaceans and molluscs
											<i>Canning of fish, crustaceans and molluscs</i>
413	463	448	446	464	443	482	426	449	436	491	<i>Processing, curing and preserving of fish, crustacean and molluscs</i>
25	27	29	30	27	30	30	31	32	30	33	<i>Other industry</i>
142	155	157	153	163	153	160	165	192	187	202	Processing and preserving of fruits and vegetable
											<i>Pineapple canning</i>
30	33	36	35	38	31	34	36	43	41	49	<i>Manufacture of jams, marmalades and table jellies</i>
111	122	120	118	125	121	126	129	149	147	153	<i>Other industry</i>
15,779	16,472	17,419	16,701	16,158	16,963	13,900	13,145	12,248	12,871	13,339	Manufacture of vegetable and animal oils and fats
											<i>Manufacture of crude and refined vegetable oil</i>
2,018	2,007	1,924	1,717	1,602	1,915	1,582	1,687	1,707	1,711	1,821	<i>Manufacture of compound cooking fats</i>
135	146	129	128	122	145	119	103	93	82	103	<i>Manufacture of coconut oil</i>
13,626	14,319	15,366	14,856	14,435	14,903	12,199	11,355	10,449	11,078	11,415	<i>Other industry</i>
979	1,078	1,033	1,007	1,035	1,007	975	1,001	1,080	1,068	1,091	Manufacture of dairy products
910	1,007	962	940	969	942	908	943	1,020	1,007	1,023	<i>Manufacture of condensed, powdered and evaporated milk</i>
69	71	70	67	66	64	67	58	60	61	67	<i>Other industry</i>
821	884	901	904	897	915	872	931	955	936	970	Manufacture of grain mill products, starches and starch products
394	446	461	444	432	432	400	470	470	468	493	<i>Rice milling</i>
401	412	412	427	433	451	443	434	457	441	451	<i>Flour milling</i>
26	26	28	33	33	31	29	27	27	26	26	<i>Other industry</i>
4,855	5,107	4,907	4,952	4,947	4,949	4,918	4,979	5,084	4,976	5,442	Manufacture of other food products
254	278	265	279	286	282	265	286	288	288	333	<i>Manufacture of biscuits and cookies</i>
1,111	1,127	1,017	1,011	1,005	1,077	1,146	1,094	1,163	1,108	1,265	<i>Manufacture of bread, cakes and other bakery products</i>
213	233	239	245	242	244	218	225	255	251	277	<i>Manufacture of snack products</i>
411	421	420	425	424	430	417	429	425	425	502	<i>Manufacture of sugar</i>
282	289	276	297	294	294	295	328	280	280	309	<i>Manufacture of cocoa products</i>
											<i>Manufacture of chocolate and chocolate products</i>
1,163	1,246	1,196	1,190	1,160	1,138	1,156	1,136	1,148	1,136	1,214	<i>Manufacture of sugar confectionery</i>
175	184	181	189	202	187	176	194	199	203	177	<i>Manufacture of sauces and condiments</i>
506	579	567	581	588	548	521	539	549	528	551	<i>Manufacture of other food products n.e.c.</i>
742	751	746	734	746	749	724	748	775	757	814	<i>Other industry</i>
1,449	1,423	1,475	1,439	1,385	1,404	1,400	1,432	1,518	1,616	1,698	Manufacture of prepared animal feeds
1,043	1,114	1,080	1,140	1,076	1,032	1,047	1,043	1,114	1,118	1,049	Manufacture of beverages
548	576	527	612	577	582	537	556	603	606	543	<i>Manufacture of soft drinks</i>
115	119	111	111	110	104	101	113	121	121	115	<i>Production of natural mineral waters and other bottled waters</i>
381	419	442	417	388	346	410	374	390	391	391	<i>Other industry</i>
216	243	222	301	323	303	394	349	452	359	376	Manufacture of tobacco products
545	537	504	514	539	572	510	465	506	486	510	Spinning, weaving and finishing of textiles
											<i>Preparation and spinning of textile fibres</i>
396	404	371	374	404	437	397	360	390	376	398	<i>Weaving of textiles</i>
											<i>Dyeing, bleaching, printing and finishing of yarns and fabrics</i>
144	129	129	137	131	131	110	101	113	107	109	<i>Other industry</i>
5	5	4	4	4	4	4	3	3	3	3	<i>Other industry</i>
430	413	417	433	443	445	473	473	469	459	459	Manufacture of other textiles
191	184	184	195	196	194	194	195	195	190	189	<i>Manufacture of knitted and crocheted fabrics</i>
239	229	233	238	247	250	279	278	274	269	270	<i>Other industry</i>
700	713	711	732	795	823	800	806	804	761	769	Manufacture of wearing apparel, except fur apparel
623	634	624	643	701	737	704	703	689	674	685	<i>Manufacture of clothings</i>
76	79	87	89	94	86	97	102	115	87	84	<i>Other industry</i>
32	31	37	38	39	35	39	41	42	37	37	Manufacture of articles of fur, knitted and crocheted apparel
											<i>Tanning and dressing of leather; manufacture of luggage, handbags, saddlery and harness; dressing and dyeing of fur</i>
129	148	164	179	197	175	171	165	173	151	151	
59	66	63	69	69	71	74	69	72	73	70	Manufacture of footwear
											<i>Manufacture of leather footwear</i>
41	45	43	46	47	47	49	44	46	46	45	<i>Manufacture of rubber footwear</i>
19	22	20	22	22	24	25	25	27	26	25	<i>Other industry</i>
389	613	578	597	591	637	618	631	716	560	452	Sawmilling and planning of wood

Jadual
Table **1.4a** : Nilai Jualan Sektor Pembuatan Mengikut Kumpulan
: Sales Value of Manufacturing Sector by Group

Kod Kumpulan Group code	Keterangan Kumpulan/Tempoh	2021	2022	2021			
				Q1	Q2	Q3	Q4
162	Pembuatan produk daripada kayu, gabus, jerami dan bahan jalinan lain	17,143	19,222	5,123	3,038	3,482	5,500
16211	Pembuatan kepingan venier dan papan lapis	8,271	9,087	2,483	1,420	1,664	2,704
16212	Pembuatan papan partikel dan papan gentian	5,226	5,885	1,457	948	1,155	1,666
16221	Pertukangan kayu untuk jurubina	1,893	2,156	619	322	344	608
	Industri lain	1,752	2,094	564	348	319	522
170	Pembuatan kertas dan produk kertas	25,788	28,260	6,180	6,384	6,476	6,748
17010	Pembuatan pulpa, kertas dan kertas tebal	5,188	5,903	1,205	1,272	1,317	1,394
17020	Pembuatan kertas gelugur dan kertas tebal dan bekas daripada kertas dan kertas tebal	10,480	10,746	2,569	2,553	2,597	2,761
17091	Pembuatan sampul surat dan kad surat	326	374	83	80	80	82
17092	Pembuatan kertas kegunaan rumah dan pembersih peribadi	5,154	5,998	1,216	1,286	1,292	1,360
17093	Pembuatan kertas bergam atau pelekat yang berjalur atau bergulung dan label dan kertas dinding	2,797	3,284	636	734	747	680
	Industri lain	1,843	1,955	470	458	443	472
181 & 182	Percetakan, aktiviti perkhidmatan berkaitan percetakan dan penerbitan semula media rakaman	12,098	13,709	3,291	2,682	2,708	3,417
18110	Percetakan	9,747	10,953	2,518	2,110	2,306	2,813
18120	Aktiviti perkhidmatan berkaitan percetakan &	2,351	2,756	773	572	402	604
18200	Penerbitan semula media rakaman						
192 (19201 & 19202)	Pembuatan produk petroleum bertapis	175,557	249,901	33,513	44,230	48,092	49,722
201	Pembuatan kimia asas, baja dan sebatian nitrogen, plastik dan getah sintetik dalam bentuk primer	73,682	74,078	19,511	16,592	18,583	18,996
20111	Pembuatan gas perindustrian atau perubatan bukan organik dalam bentuk cecair atau mampat	2,419	2,036	771	752	554	343
20112 &	Pembuatan kimia organik asas	38,505	38,698	10,384	8,318	10,055	9,747
20113	Pembuatan sebatian bukan organik						
20121 &	Pembuatan baja	4,968	5,859	1,212	1,196	1,040	1,520
20129	Pembuatan produk campuran nitrogen						
20131	Pembuatan plastik dalam bentuk primer	24,184	21,813	6,313	5,495	5,906	6,469
	Industri lain	3,607	5,671	831	831	1,028	917
202 & 203	Pembuatan produk kimia lain dan serat buatan manusia	28,646	37,507	6,878	6,572	7,003	8,193
20210	Pembuatan racun perosak dan produk agrokimia lain	2,681	4,109	650	608	636	787
20221	Pembuatan cat, varnis dan penyadur dan mastik	7,653	10,181	1,651	1,742	1,757	2,503
20222	Pembuatan dakwat cetak	989	1,149	246	253	237	252
20231 &	Pembuatan sabun dan bahan pencuci, penyediaan membersihkan dan mengilap	10,633	13,833	2,665	2,327	2,757	2,884
20232	Pembuatan pewangi dan penyediaan dandanan diri						
20291 &	Pembuatan plat fotografi, filem, sensitized paper dan other sensitized unexposed materials	6,066	7,509	1,517	1,486	1,438	1,625
20292 &	Pembuatan dakwat menulis dan melukis						
20299	Pembuatan produk kimia lain t.t.t.l.						
	Industri lain	625	726	150	156	178	141
210	Pembuatan produk farmaseutikal, kimia perubatan dan botani	9,185	10,181	2,117	2,260	2,405	2,403
21001	Pembuatan bahan aktif ubat-ubatan untuk digunakan oleh bidang farmakologi dalam pembuatan ubat-ubatan	7,645	8,413	1,750	1,931	2,006	1,958
	Industri lain	1,540	1,768	367	329	399	445
221	Pembuatan produk getah	86,432	65,736	22,899	27,051	19,939	16,544
22111	Pembuatan tayar getah untuk kenderaan	5,509	4,203	1,065	920	2,013	1,510
22112	Pembuatan bunga tayar yang boleh ditukar ganti dan tayar celup	666	682	178	159	146	185
22191 &	Pembuatan produk lain daripada getah asli atau sintetik, tidak divulkan, divulkan atau dikeraskan	7,914	7,313	2,292	2,136	1,684	1,803
22193	Pengilangan semula getah dan prosesan susu getah						
22192	Pembuatan sarung tangan getah	65,418	46,911	17,568	22,044	14,479	11,326
22199	Pembuatan produk getah lain yang t.t.t.l.	6,925	6,626	1,796	1,792	1,617	1,720
222	Pembuatan produk plastik	58,617	61,804	13,733	15,041	14,847	14,996
22201	Pembuatan produk plastik separa siap						
22202	Pembuatan produk plastik siap	17,691	16,740	4,205	4,728	4,508	4,250
22203	Pembuatan artikel plastik untuk pembungkusan barangan	16,599	21,473	3,780	4,004	4,333	4,483
22204	Pembuatan barangan plastik jurubina	1,810	2,163	353	447	510	500
22205	Pembuatan pinggan mangkuk, peralatan dapur dan barangan tandas daripada plastik	4,658	7,037	937	1,119	1,196	1,406
22209	Pembuatan pelbagai produk plastik t.t.t.l.	17,859	14,390	4,458	4,744	4,300	4,357
231 (23101 & 23102 & 23109)	Pembuatan kaca dan produk kaca	5,162	5,410	1,728	1,317	871	1,246

2022		2023		2022	2023	Group Description/Period	
Q1	Q2	Q3	Q4	Q1	(Jan. - Mei)		(Jan. - Mei)
5,871	3,758	4,191	5,402	5,538	8,558	8,163	Manufacture of products of wood, cork, straw and plaiting materials
2,821	1,705	1,903	2,659	2,846	4,050	4,156	Manufacture of veneer sheets and plywood
1,758	1,169	1,329	1,629	1,543	2,600	2,307	Manufacture of particle board and fibreboard
652	431	470	604	621	950	901	Manufacture of builders' carpentry
640	454	489	511	527	958	799	Other industry
6,810	7,041	7,246	7,163	7,561	11,539	12,582	Manufacture of paper and paper products
1,494	1,444	1,475	1,489	1,471	2,482	2,396	Manufacture of pulp, paper and paperboard
2,493	2,684	2,803	2,767	2,688	4,310	4,421	Manufacture of corrugated paper and paperboard and containers of paper and paperboard
79	86	102	107	102	134	166	Manufacture of envelopes and letter-card
1,523	1,515	1,490	1,470	1,740	2,545	2,921	Manufacture of household and personal hygiene paper
735	835	888	826	941	1,269	1,609	Manufacture of gummed or adhesive paper in strips or rolls and labels and wall paper
486	476	488	505	618	799	1,067	Other industry
3,547	3,273	3,216	3,673	3,812	5,759	6,134	Printing, service activities related to printing and reproduction of recorded media
2,919	2,646	2,577	2,812	2,899	4,707	4,697	Printing
628	628	639	861	913	1,052	1,437	Service activities related to printing
							Reproduction of recorded media
45,669	60,286	75,616	68,330	55,680	82,533	93,106	Manufacture of refined petroleum products
20,084	17,918	18,339	17,737	18,784	31,852	29,738	Manufacture of basic chemicals, fertilizer and nitrogen compounds, plastics and synthetic rubber in primary forms
333	536	577	590	529	673	798	Manufacture of liquefied or compressed inorganic industrial or medical gases
10,674	9,021	9,784	9,219	9,870	16,546	15,250	Manufacture of basic organic chemicals
1,669	1,464	1,387	1,339	1,417	2,667	2,305	Manufacture of inorganic compounds
6,104	5,562	4,997	5,150	5,553	9,783	9,102	Manufacture of fertilizers
1,304	1,334	1,595	1,438	1,415	2,183	2,284	Manufacture of associated nitrogen products
8,940	8,694	9,643	10,230	10,849	14,658	17,721	Manufacture of plastics in primary forms
1,047	920	930	1,212	1,246	1,666	2,019	Other industry
2,629	2,464	2,479	2,609	3,126	4,262	5,277	Manufacture of other chemical products and man-made fibres
296	293	278	282	293	490	478	Manufacture of pesticides and other agrochemical products
3,126	3,138	3,838	3,731	3,845	5,137	6,236	Manufacture of paints, varnishes and similar coatings ink and mastics
							Manufacture of printing ink
							Manufacture of soap and detergents, cleaning and polishing preparations
							Manufacture of perfumes and toilet preparations
							Manufacture of photographic plates, films, sensitized paper and other sensitized unexposed materials
1,689	1,715	1,905	2,199	2,128	2,847	3,388	Manufacture of writing and drawing ink
							Manufacture of other chemical products n.e.c.
152	165	212	197	210	256	323	Other industry
2,412	2,501	2,695	2,573	2,702	3,998	4,421	Manufacture of pharmaceuticals, medicinal chemical and botanical products
2,022	2,092	2,223	2,076	2,218	3,357	3,656	Manufacture of medicinal active substances to be used for their pharmacological properties in the manufacture of medicaments
390	409	472	498	484	641	765	Other industry
16,499	18,756	15,766	14,715	14,721	29,185	26,037	Manufacture of rubber products
1,275	1,222	954	753	747	2,092	1,211	Manufacture of rubber tyres for vehicles
162	168	179	174	210	268	351	Manufacture of interchangeable tyre treads and retreading rubber tyres
1,644	1,996	1,918	1,755	1,504	2,942	2,490	Manufacture of other products of natural or synthetic rubber, unvulcanized, vulcanized or hardened
11,813	13,687	11,021	10,391	10,824	21,164	19,595	Rubber remilling and latex processing
1,606	1,684	1,693	1,642	1,436	2,719	2,389	Manufacture of rubber gloves
14,652	16,028	15,866	15,258	14,170	25,483	25,009	Manufacture of other rubber products n.e.c.
3,949	4,554	4,314	3,923	3,823	6,942	6,658	Manufacture of plastics products
4,569	5,526	5,751	5,627	4,817	8,258	8,538	Manufacture of semi-manufactures of plastic products
486	568	577	532	622	863	1,140	Manufacture of finished plastic products
1,584	1,784	1,880	1,789	1,718	2,804	3,153	Manufacture of plastic articles for the packing of goods
4,065	3,595	3,343	3,387	3,190	6,617	5,520	Manufacture of builders' plastics ware
							Manufacture of plastic tableware, kitchenware and toilet articles
1,483	1,331	1,263	1,333	1,412	2,406	2,304	Manufacture of diverse plastic products n.e.c.
							Manufacture of glass and glass products

Jadual Table **1.4a** : Nilai Jualan Sektor Pembuatan Mengikut Kumpulan (samb.)
: Sales Value of Manufacturing Sector by Group (cont.)

Kod Kumpulan Group code	Keterangan Kumpulan/Tempoh	2022					
		Jan.	Feb.	Mac	Apr.	Mei	Jun
162	Pembuatan produk daripada kayu, gabus, jerami dan bahan jalinan lain	1,989	1,824	2,058	1,579	1,108	1,072
16211	Pembuatan kepingan venier dan papan lapis	928	892	1,001	738	490	476
16212	Pembuatan papan partikel dan papan gentian	600	525	634	489	354	326
16221	Pertukangan kayu untuk jurubina	235	209	207	165	133	132
	Industri lain	226	198	216	187	131	137
170	Pembuatan kertas dan produk kertas	2,258	2,143	2,409	2,477	2,251	2,312
17010	Pembuatan pulpa, kertas dan kertas tebal	505	471	518	534	454	457
17020	Pembuatan kertas gelugur dan kertas tebal dan bekas daripada kertas dan kertas tebal	825	785	882	954	863	866
17091	Pembuatan sampul surat dan kad surat	26	26	28	25	30	31
17092	Pembuatan kertas kegunaan rumah dan pembersih peribadi	510	473	541	533	488	494
17093	Pembuatan kertas bergam atau pelekat yang berjalur atau bergulung dan label dan kertas dinding	218	233	284	276	258	301
	Industri lain	175	156	155	156	157	163
181 & 182	Percetakan, aktiviti perkhidmatan berkaitan percetakan dan penerbitan semula media rakaman	1,223	1,165	1,158	1,159	1,053	1,061
18110	Percetakan	994	956	969	938	850	857
18120 &	Aktiviti perkhidmatan berkaitan percetakan						
18200	Penerbitan semula media rakaman	230	209	189	221	203	204
192 (19201 & 19202)	Pembuatan produk petroleum bertapis	17,255	13,325	15,090	17,952	18,912	23,423
201	Pembuatan kimia asas, baja dan sebatian nitrogen, plastik dan getah sintetik dalam bentuk primer	6,664	6,536	6,884	5,828	5,940	6,150
20111	Pembuatan gas perindustrian atau perubatan bukan organik dalam bentuk cecair atau mampat	132	107	94	156	184	196
20112 &	Pembuatan kimia organik asas						
20113	Pembuatan sebatian bukan organik	3,544	3,511	3,618	2,830	3,042	3,149
20121 &	Pembuatan baja						
20129	Pembuatan produk campuran nitrogen	567	533	569	506	492	466
20131	Pembuatan plastik dalam bentuk primer	1,978	1,958	2,168	1,890	1,789	1,884
	Industri lain	443	426	435	447	433	455
202 & 203	Pembuatan produk kimia lain dan serat buatan manusia	2,976	2,901	3,063	2,975	2,743	2,976
20210	Pembuatan racun perosak dan produk agrokimia lain	350	333	364	338	280	301
20221	Pembuatan cat, varnis dan penyadur dan mastik	906	858	865	829	804	831
20222	Pembuatan dakwat cetak	102	97	97	101	93	98
20231 &	Pembuatan sabun dan bahan pencuci, penyediaan membersihkan dan mengilap						
20232	Pembuatan pewangi dan penyediaan dandanan diri	1,009	1,006	1,112	1,074	937	1,127
20291 &	Pembuatan plat fotografi, filem, sensitized paper dan other sensitized unexposed materials						
20292 &	Pembuatan dakwat menulis dan melukis						
20299	Pembuatan produk kimia lain t.t.t.l.	560	557	573	588	570	557
	Industri lain	50	51	51	45	58	62
210	Pembuatan produk farmaseutikal, kimia perubatan dan botani	819	764	829	834	752	915
21001	Pembuatan bahan aktif ubat-ubatan untuk digunakan oleh bidang farmakologi dalam pembuatan ubat-ubatan	688	637	697	706	629	757
	Industri lain	131	127	131	128	123	158
221	Pembuatan produk getah	5,166	4,761	6,573	6,609	6,077	6,070
22111	Pembuatan tayar getah untuk kenderaan	428	409	437	451	367	404
22112	Pembuatan bunga tayar yang boleh ditukar ganti dan tayar celup	56	50	56	54	52	62
22191 &	Pembuatan produk lain daripada getah asli atau sintetik, tidak divulkan, divulkan atau dikeraskan						
22193	Pengilangan semula getah dan prosesan susu getah	548	520	577	704	594	698
22192	Pembuatan sarung tangan getah	3,604	3,283	4,926	4,802	4,550	4,335
22199	Pembuatan produk getah lain yang t.t.t.l.	530	499	577	598	514	572
222	Pembuatan produk plastik	4,846	4,635	5,171	5,714	5,118	5,196
22201 &	Pembuatan produk plastik separa siap						
22202	Pembuatan produk plastik siap	1,311	1,250	1,388	1,523	1,471	1,561
22203	Pembuatan artikel plastik untuk pembungkusan barangan	1,525	1,470	1,574	1,865	1,824	1,837
22204	Pembuatan barangan plastik jurubina	162	141	184	190	187	190
22205	Pembuatan pinggan mangkuk, peralatan dapur dan barangan tandas daripada plastik	530	461	593	642	578	564
22209	Pembuatan pelbagai produk plastik t.t.t.l.	1,318	1,313	1,434	1,494	1,057	1,043
231 (23101 & 23102 & 23109)	Pembuatan kaca dan produk kaca	464	505	513	464	459	408

2023											Group Description/Period
Jul.	Ogo.	Sep.	Okt.	Nov.	Dis.	Jan.	Feb.	Mac	Apr.	Mei	
1,076	1,455	1,660	1,767	1,826	1,809	1,862	1,784	1,891	1,466	1,159	Manufacture of products of wood, cork, straw and plaiting materials
465	643	796	858	921	880	960	917	969	741	569	Manufacture of veneer sheets and plywood
342	458	529	543	537	549	505	498	540	419	344	Manufacture of particle board and fibreboard
138	170	162	200	195	209	221	196	203	156	125	Manufacture of builders' carpentry
132	184	173	166	173	171	176	173	179	151	121	Other industry
2,331	2,456	2,459	2,442	2,350	2,372	2,418	2,505	2,639	2,584	2,437	Manufacture of paper and paper products
474	504	497	540	477	472	498	512	461	458	467	Manufacture of pulp, paper and paperboard
904	948	952	936	923	908	868	878	942	888	845	Manufacture of corrugated paper and paperboard and containers of paper and paperboard
32	34	35	37	35	35	36	31	35	33	31	Manufacture of envelopes and letter-card
468	498	524	480	476	514	540	566	634	616	566	Manufacture of household and personal hygiene paper
289	310	289	287	273	265	282	309	350	369	298	Manufacture of gummed or adhesive paper in strips or rolls and labels and wall paper
164	162	162	161	165	179	193	209	216	219	230	Other industry
1,072	1,054	1,090	1,070	1,323	1,280	1,262	1,284	1,266	1,189	1,132	Printing, service activities related to printing and reproduction of recorded media
856	844	877	849	1,012	951	948	969	982	923	875	Printing
216	210	213	221	311	329	314	315	284	266	257	Service activities related to printing
											Reproduction of recorded media
24,989	25,665	24,961	24,433	23,259	20,637	21,738	16,662	17,279	18,063	19,363	Manufacture of refined petroleum products
6,151	6,377	5,811	5,568	5,932	6,237	6,184	6,168	6,432	5,444	5,510	Manufacture of basic chemicals, fertilizer and nitrogen compounds, plastics and synthetic rubber in primary forms
191	207	178	180	196	215	198	177	154	132	137	Manufacture of liquefied or compressed inorganic industrial or medical gases
3,271	3,433	3,080	2,889	3,008	3,323	3,255	3,264	3,351	2,778	2,602	Manufacture of basic organic chemicals
461	474	451	436	436	467	485	455	477	425	463	Manufacture of inorganic compounds
1,733	1,691	1,573	1,586	1,798	1,765	1,774	1,804	1,975	1,676	1,874	Manufacture of fertilizers
495	572	529	479	494	466	473	468	474	434	435	Manufacture of associated nitrogen products
2,981	3,327	3,335	3,197	3,412	3,621	3,618	3,460	3,771	3,282	3,591	Manufacture of other chemical products and man-made fibres
277	321	333	335	404	473	435	389	423	394	378	Manufacture of pesticides and other agrochemical products
796	852	832	798	872	938	982	984	1,160	999	1,153	Manufacture of paints, varnishes and similar coatings ink and mastics
93	98	88	87	96	99	101	96	96	90	95	Manufacture of printing ink
1,171	1,335	1,331	1,229	1,239	1,262	1,245	1,244	1,357	1,120	1,270	Manufacture of soap and detergents, cleaning and polishing preparations
578	649	678	683	738	778	785	681	662	618	643	Manufacture of perfumes and toilet preparations
66	73	73	65	63	69	71	66	72	60	53	Manufacture of photographic plates, films, sensitized paper and other sensitized unexposed materials
888	893	914	879	860	834	875	885	942	898	821	Manufacture of pharmaceuticals, medicinal chemical and botanical products
736	737	751	723	687	665	719	725	774	756	682	Manufacture of medicinal active substances to be used for their pharmacological properties in the manufacture of medicaments
152	156	164	156	173	169	156	159	168	142	139	Other industry
5,711	5,020	5,034	5,130	4,873	4,712	4,562	4,251	5,907	5,670	5,646	Manufacture of rubber products
389	300	265	257	248	249	254	239	254	226	239	Manufacture of rubber tyres for vehicles
61	58	60	57	58	59	61	71	78	68	73	Manufacture of interchangeable tyre treads and retreading rubber tyres
682	663	574	602	575	578	509	463	531	490	497	Manufacture of other products of natural or synthetic rubber, unvulcanized, vulcanized or hardened
4,017	3,433	3,571	3,647	3,457	3,287	3,259	3,024	4,542	4,403	4,368	Rubber remilling and latex processing
563	566	565	568	536	539	479	454	503	483	470	Manufacture of rubber gloves
5,253	5,351	5,262	5,071	5,104	5,083	4,539	4,530	5,101	5,306	5,533	Manufacture of plastics products
1,489	1,425	1,401	1,331	1,289	1,304	1,210	1,240	1,373	1,371	1,464	Manufacture of semi-manufactures of plastic products
1,859	1,976	1,916	1,882	1,886	1,859	1,565	1,555	1,698	1,799	1,921	Manufacture of finished plastic products
185	199	193	172	177	183	162	201	260	254	264	Manufacture of plastic articles for the packing of goods
636	600	645	615	597	577	560	507	651	721	714	Manufacture of builders' plastics ware
1,085	1,151	1,107	1,072	1,155	1,160	1,043	1,028	1,120	1,161	1,169	Manufacture of plastic tableware, kitchenware and toilet articles
468	428	368	384	461	489	474	454	484	447	445	Manufacture of glass and glass products

Jadual
Table **1.4a** : Nilai Jualan Sektor Pembuatan Mengikut Kumpulan
: Sales Value of Manufacturing Sector by Group

Kod Kumpulan Group code	Keterangan Kumpulan/Tempoh	2021	2022	2021			
				Q1	Q2	Q3	Q4
239	Pembuatan pengeluaran galian bukan logam t.t.t.l.	37,611	43,875	10,610	8,486	7,894	10,621
23911	Pembuatan mortar refraktori dan konkrit						
&							
23921	Pembuatan seramik bukan refraktori	2,146	2,277	727	504	304	612
23930	Pembuatan produk porselin dan seramik lain	1,006	1,089	251	243	235	277
23941	Pembuatan simen hidraulik	8,946	10,925	2,612	2,119	1,661	2,555
23951	Pembuatan konkrit dan mortar siap bancuh dan bancuhan kering	6,617	8,191	1,703	1,399	1,482	2,032
23952	Pembuatan konkrit pratuangan, simen atau artikel batu buatan yang digunakan dalam pembinaan;						
&							
23953	Pembuatan komponen struktur pasang siap untuk bangunan atau kejuruteraan awam dari simen, batu atau konkrit buatan	14,056	15,461	3,969	3,129	3,101	3,858
&							
23959	Pembuatan artikel konkrit, simen dan plaster lain t.t.t.l.						
23990	Pembuatan produk mineral bukan logam lain t.t.t.l.	3,624	4,414	997	831	864	931
	Industri lain	1,216	1,518	352	261	247	356
241 (24101 & 24102 & 24103 & 24104 & 24109)	Pembuatan besi dan keluli asas	26,476	29,018	6,787	5,380	6,219	8,090
242 (24201 & 24202 & 24209)	Pembuatan logam asas berharga dan logam bukan ferus lain	22,575	24,571	6,286	4,789	4,903	6,598
243	Pengacuan logam	514	620	122	126	113	153
251 & 252	Pembuatan produk struktur logam, tangki, takungan, penjana wap, senjata dan peluru	24,551	28,731	6,537	5,689	5,363	6,961
25113	Pembuatan pintu, tingkap dan bingkai, penutup tingkap dan pintu pagar daripada logam	17,192	20,096	4,691	3,874	3,842	4,785
25119	Pembuatan produk struktur logam lain						
25120	Pembuatan tangki, takungan dan kontena daripada logam	6,640	7,862	1,639	1,640	1,372	1,990
	Industri lain	718	773	207	176	149	186
259	Pembuatan lain-lain produk yang direka daripada logam; aktiviti perkhidmatan kerja logam	32,456	35,818	8,935	7,898	6,591	9,031
25910	Tempaan, tekanan, hentakan dan bentuk gelekkan logam; serbuk metalurgi	4,189	5,194	1,073	1,026	914	1,176
25920	Rawatan dan penyalutan logam; menggunakan mesin	2,920	3,556	799	672	592	856
25991	Pembuatan tin untuk produk makanan dan minuman, tiub dan kotak boleh dilipat	5,995	5,846	1,592	1,418	1,375	1,610
25992	Pembuatan kabel, plaited bands (jalur/pita berpintal) dan artikel seumpamanya daripada logam						
&							
25993	Pembuatan bolt, skru, nat dan produk uliran seumpamanya	11,842	12,166	3,595	2,788	2,130	3,329
25994	Pembuatan barangan rumah daripada logam	241	260	61	68	56	56
25999	Pembuatan produk lain yang direka daripada logam t.t.t.l.	6,529	7,898	1,644	1,736	1,348	1,800
	Industri lain	739	899	170	189	176	204
261	Pembuatan komponen dan papan elektronik	268,522	346,163	63,776	58,728	70,923	75,095
26101	Pembuatan diod, transistor dan alatan semikonduktor yang seumpamanya						
&							
26102	Pembuatan litar elektronik bersepadu dengan pemasangan mikro	154,125	206,533	36,520	33,940	39,498	44,166
26103	Pembuatan kapasitor dan perintang elektrik						
&							
26104	Pembuatan papan litar bercetak	105,853	128,538	25,358	22,818	29,243	28,434
&							
26105	Pembuatan komponen paparan						
26109	Pembuatan komponen lain untuk aplikasi elektronik	8,544	11,092	1,897	1,970	2,182	2,495
262 (26201 & 26202)	Pembuatan komputer dan kelengkapan peranti	46,756	50,499	11,801	13,262	9,323	12,370
263/ 26300	Pembuatan peralatan komunikasi	14,469	14,515	4,163	3,337	3,173	3,796
264/ 26400	Pembuatan peralatan elektronik pengguna	38,593	42,850	9,612	8,658	8,877	11,445
265	Pembuatan kelengkapan mengukur, menguji, memandu arah dan kawalan; jam tangan dan jam	14,075	18,336	3,279	2,849	3,554	4,393
26511	Pembuatan kelengkapan mengukur, menguji, memandu arah dan kawalan	12,238	16,116	2,866	2,458	3,130	3,784
&							
26512	Pembuatan kelengkapan kawalan proses perindustrian						
26520	Pembuatan jam tangan dan jam dan bahagiannya	1,837	2,220	412	391	424	609
266/ 26600	Pembuatan peralatan penyinaran, perubatan elektro dan elektroterapeutik	7,829	5,147	1,964	2,159	2,209	1,497

2022		2023		2022	2023	Group Description/Period	
Q1	Q2	Q3	Q4	Q1	(Jan. - Mei)		(Jan. - Mei)
11,706	10,490	10,435	11,243	12,693	18,762	20,313	Manufacture of non-metallic mineral products n.e.c. Manufacture of refractory mortars and concretes
680	519	511	568	629	1,011	1,024	Manufacture of non-refractory ceramic
269	283	273	263	262	457	425	Manufacture of other porcelain and ceramic products
2,768	2,612	2,609	2,936	3,383	4,535	5,395	Manufacture of hydraulic cement
2,122	1,967	1,987	2,115	2,404	3,434	3,831	Manufacture of ready-mix and dry-mix concrete and mortars
							Manufacture of precast concrete, cement or artificial stone articles for use in construction
4,294	3,675	3,619	3,872	4,325	6,814	6,940	Manufacture of prefabricated structural components for building or civil engineering of cement, concrete or artificial stone
							Manufacture of other articles of concrete, cement and plaster n.e.c.
1,147	1,071	1,079	1,117	1,242	1,839	1,965	Manufacture of other non-metallic mineral products n.e.c.
426	361	358	373	449	673	733	Other industry
7,764	6,323	6,804	8,127	8,308	12,223	12,922	Manufacture of basic iron and steel
6,647	5,507	5,545	6,873	6,819	10,587	10,913	Manufacture of basic precious and other non-ferrous metals
148	157	147	168	157	255	266	Casting of metals
7,616	6,987	6,719	7,409	8,155	12,187	13,557	Manufacture of structural metal products, tanks, reservoirs , steam generators , weapons and ammunition
							Manufacture of metal doors, windows and their frames, shutters and gates
5,581	4,850	4,582	5,084	5,823	8,776	9,685	Manufacture of other structural metal products
1,841	1,963	1,939	2,119	2,106	3,105	3,508	Manufacture of tanks, reservoirs and containers of metal
194	174	199	206	226	306	364	Other industry
9,091	9,123	8,413	9,191	9,607	15,321	15,866	Manufacture of other fabricated metal products; metal working service activities
							Forging, pressing, stamping and roll-forming of metal; powder metallurgy
1,247	1,273	1,313	1,360	1,347	2,090	2,247	Treatment and coating of metals; machining
834	851	863	1,008	1,117	1,398	1,752	Manufacture of tins and cans for food products, collapsible tubes and boxes
1,576	1,421	1,435	1,415	1,467	2,513	2,437	Manufacture of metal cable, plaited bands and similar articles
3,418	3,273	2,591	2,884	3,078	5,710	5,071	Manufacture of bolts, screws, nuts and similar threaded products
62	63	68	67	73	104	123	Manufacture of metal household articles
1,732	2,033	1,929	2,204	2,217	3,141	3,720	Manufacture of any other fabricated metal products n.e.c.
221	210	215	253	308	365	518	Other industry
78,482	80,304	93,471	93,905	91,403	129,449	146,228	Manufacture of electronic components and boards
							Manufacture of diodes, transistors and similar semiconductor devices
49,034	48,639	54,376	54,483	51,831	79,968	81,567	Manufacture of electronic integrated circuits micro assemblies
							Manufacture of electrical capacitors and resistors
27,015	29,057	36,179	36,288	36,755	45,371	59,681	Manufacture of printed circuit boards
							Manufacture of display components
2,434	2,608	2,916	3,134	2,817	4,110	4,980	Manufacture of other components for electronic applications
13,161	14,670	10,793	11,874	12,823	23,162	22,876	Manufacture of computers and peripheral equipment
3,645	3,500	3,542	3,828	4,038	5,777	7,281	Manufacture of communication equipment
11,003	10,095	11,235	10,516	9,986	17,831	16,403	Manufacture of consumer electronics
4,424	3,915	4,894	5,103	4,552	6,777	7,020	Manufacture of measuring, testing, navigating and control equipment; watches and clocks
							Manufacture of measuring, testing, navigating and control equipment
3,944	3,372	4,297	4,503	4,103	5,954	6,300	Manufacture of industrial process control equipment
480	543	597	600	448	824	720	Manufacture of watches and clocks and parts
996	1,307	1,398	1,446	1,273	1,806	2,046	Manufacture of irradiation, electromedical and electrotherapeutic equipment

Jadual Table **1.4a** : Nilai Jualan Sektor Pembuatan Mengikut Kumpulan (samb.)
: Sales Value of Manufacturing Sector by Group (cont.)

Kod Kumpulan Group code	Keterangan Kumpulan/Tempoh	2022					
		Jan.	Feb.	Mac	Apr.	Mei	Jun
239	Pembuatan pengeluaran galian bukan logam t.t.t.l.	3,961	3,758	3,988	3,723	3,332	3,434
23911	Pembuatan mortar refraktori dan konkrit						
&							
23921	Pembuatan seramik bukan refraktori	233	218	229	177	154	188
23930	Pembuatan produk porselin dan seramik lain	90	90	88	93	94	96
23941	Pembuatan simen hidraulik	885	914	969	933	833	846
23951	Pembuatan konkrit dan mortar siap bancuh dan bancuhan kering	724	676	723	662	651	655
23952	Pembuatan konkrit pratuangan, simen atau artikel batu buatan yang digunakan dalam pembinaan;						
&							
23953	Pembuatan komponen struktur pasang siap untuk bangunan atau kejuruteraan awam dari simen, batu atau konkrit buatan	1,513	1,354	1,428	1,371	1,148	1,156
&							
23959	Pembuatan artikel konkrit, simen dan plaster lain t.t.t.l.						
23990	Pembuatan produk mineral bukan logam lain t.t.t.l.	374	369	404	361	331	379
	Industri lain	143	136	147	125	121	115
241 (24101 & 24102 & 24103 & 24104 & 24109)	Pembuatan besi dan keluli asas	2,763	2,434	2,567	2,392	2,068	1,864
242 (24201 & 24202 & 24209)	Pembuatan logam asas berharga dan logam bukan ferus lain	2,193	2,214	2,239	2,201	1,739	1,566
243	Pengacuan logam	49	47	52	55	52	49
251 & 252	Pembuatan produk struktur logam, tangki, takungan, penjana wap, senjata dan peluru	2,764	2,414	2,438	2,322	2,248	2,416
25113	Pembuatan pintu, tingkap dan bingkai, penutup tingkap dan pintu pagar daripada logam	2,050	1,747	1,784	1,605	1,590	1,655
25119	Pembuatan produk struktur logam lain						
25120	Pembuatan tangki, takungan dan kontena daripada logam	644	606	591	661	603	700
	Industri lain	70	61	63	56	56	62
259	Pembuatan lain-lain produk yang direka daripada logam; aktiviti perkhidmatan kerja logam	3,135	2,937	3,019	3,296	2,933	2,894
25910	Tempaan, tekanan, hentakan dan bentuk gelekkan logam; serbuk metalurgi	414	402	431	432	411	430
25920	Rawatan dan penyalutan logam; menggunakan mesin	280	263	292	301	263	287
25991	Pembuatan tin untuk produk makanan dan minuman, tiub dan kotak boleh dilipat	563	510	503	499	437	484
25992	Pembuatan kabel, plaited bands (jalur/pita berpintal) dan artikel seumpamanya daripada logam						
&							
25993	Pembuatan bolt, skru, nat dan produk uliran seumpamanya	1,189	1,093	1,135	1,178	1,115	980
25994	Pembuatan barangan rumah daripada logam	21	19	23	20	21	22
25999	Pembuatan produk lain yang direka daripada logam t.t.t.l.	586	585	561	789	620	625
	Industri lain	82	65	74	76	67	66
261	Pembuatan komponen dan papan elektronik	23,010	25,642	29,831	25,077	25,890	29,337
26101	Pembuatan diod, transistor dan alatan semikonduktor yang seumpamanya						
&							
26102	Pembuatan litar elektronik bersepadu dengan pemasangan mikro	14,304	15,972	18,758	15,650	15,284	17,705
26103	Pembuatan kapasitor dan perintang elektrik						
&							
26104	Pembuatan papan litar bercetak	7,881	8,932	10,202	8,625	9,731	10,701
&							
26105	Pembuatan komponen paparan						
26109	Pembuatan komponen lain untuk aplikasi elektronik	826	737	871	803	874	931
262 (26201 & 26202)	Pembuatan komputer dan kelengkapan peranti	4,274	4,634	4,254	5,900	4,101	4,669
263/ 26300	Pembuatan peralatan komunikasi	1,121	1,106	1,418	1,049	1,083	1,368
264/ 26400	Pembuatan peralatan elektronik pengguna	3,659	3,352	3,993	3,703	3,124	3,267
265	Pembuatan kelengkapan mengukur, menguji, memandu arah dan kawalan; jam tangan dan jam	1,788	1,222	1,413	1,161	1,193	1,561
26511	Pembuatan kelengkapan mengukur, menguji, memandu arah dan kawalan	1,613	1,076	1,255	986	1,024	1,362
&							
26512	Pembuatan kelengkapan kawalan proses perindustrian						
26520	Pembuatan jam tangan dan jam dan bahagiannya	176	146	158	174	169	199
266/ 26600	Pembuatan peralatan penyinaran, perubatan elektro dan elektroterapeutik	316	322	358	462	348	497

2023											Group Description/Period
Jul.	Ogo.	Sep.	Okt.	Nov.	Dis.	Jan.	Feb.	Mac	Apr.	Mei	
3,441	3,527	3,468	3,447	3,824	3,973	4,113	4,221	4,359	3,934	3,686	Manufacture of non-metallic mineral products n.e.c.
											<i>Manufacture of refractory mortars and concretes</i>
168	165	178	171	193	204	202	210	217	198	198	<i>Manufacture of non-refractory ceramic</i>
95	90	87	86	87	90	93	88	81	81	83	<i>Manufacture of other porcelain and ceramic products</i>
847	889	873	904	1,006	1,026	1,109	1,113	1,161	1,061	951	<i>Manufacture of hydraulic cement</i>
650	678	659	635	715	764	782	802	820	718	709	<i>Manufacture of ready-mix and dry-mix concrete and mortars</i>
											<i>Manufacture of precast concrete, cement or artificial stone articles for use in construction</i>
1,190	1,228	1,200	1,185	1,308	1,379	1,393	1,437	1,495	1,359	1,256	<i>Manufacture of prefabricated structural components for building or civil engineering of cement, concrete or artificial stone</i>
											<i>Manufacture of other articles of concrete, cement and plaster n.e.c.</i>
377	357	345	350	386	381	387	428	427	373	350	<i>Manufacture of other non-metallic mineral products n.e.c.</i>
113	119	126	115	129	129	148	144	157	144	140	<i>Other industry</i>
1,741	2,308	2,755	2,719	2,738	2,670	2,654	2,742	2,912	2,441	2,174	Manufacture of basic iron and steel
1,565	1,795	2,185	2,281	2,245	2,347	2,236	2,255	2,327	2,241	1,853	Manufacture of basic precious and other non-ferrous metals
42	51	54	54	57	58	52	51	54	55	54	Casting of metals
2,262	2,254	2,203	2,313	2,397	2,700	2,817	2,584	2,753	2,729	2,673	Manufacture of structural metal products, tanks, reservoirs , steam generators , weapons and ammunition
1,545	1,518	1,519	1,579	1,627	1,878	1,991	1,891	1,941	1,935	1,927	<i>Manufacture of metal doors, windows and their frames, shutters and gates</i>
											<i>Manufacture of other structural metal products</i>
653	660	626	670	705	745	749	620	736	725	677	<i>Manufacture of tanks, reservoirs and containers of metal</i>
64	76	59	64	65	77	77	73	76	68	69	<i>Other industry</i>
2,766	2,809	2,838	2,988	3,007	3,196	3,238	3,256	3,114	3,201	3,058	Manufacture of other fabricated metal products; metal working service activities
428	440	446	459	452	449	451	439	457	455	445	<i>Forging, pressing, stamping and roll-forming of metal; powder metallurgy</i>
291	262	310	320	317	371	405	389	324	329	305	<i>Treatment and coating of metals; machining</i>
463	489	483	464	462	488	487	494	487	482	488	<i>Manufacture of tins and cans for food products, collapsible tubes and boxes</i>
											<i>Manufacture of metal cable, plaited bands and similar articles</i>
889	865	837	940	933	1,010	1,029	1,050	1,000	994	998	<i>Manufacture of bolts, screws, nuts and similar threaded products</i>
24	22	22	22	22	23	25	24	24	25	24	<i>Manufacture of metal household articles</i>
601	657	670	704	733	767	741	759	717	808	695	<i>Manufacture of any other fabricated metal products n.e.c.</i>
71	73	71	79	87	87	101	101	106	108	102	<i>Other industry</i>
27,703	31,054	34,715	32,389	31,465	30,050	26,192	30,366	34,845	27,463	27,361	Manufacture of electronic components and boards
											<i>Manufacture of diodes, transistors and similar semiconductor devices</i>
16,260	18,293	19,824	19,067	17,625	17,792	15,208	16,733	19,891	14,665	15,071	<i>Manufacture of electronic integrated circuits micro assemblies</i>
											<i>Manufacture of electrical capacitors and resistors</i>
10,597	11,832	13,749	12,164	12,790	11,333	10,127	12,740	13,888	11,764	11,162	<i>Manufacture of printed circuit boards</i>
											<i>Manufacture of display components</i>
846	929	1,142	1,158	1,051	925	858	894	1,065	1,035	1,129	<i>Manufacture of other components for electronic applications</i>
3,880	4,135	2,778	4,084	3,746	4,044	4,127	4,527	4,168	5,447	4,606	Manufacture of computers and peripheral equipment
929	1,160	1,452	1,231	1,239	1,359	1,190	1,242	1,605	1,591	1,652	Manufacture of communication equipment
3,371	3,737	4,128	3,553	3,738	3,225	3,048	3,165	3,773	3,177	3,240	Manufacture of consumer electronics
1,544	1,639	1,712	1,691	1,690	1,722	1,600	1,370	1,582	1,195	1,274	Manufacture of measuring, testing, navigating and control equipment; watches and clocks
1,342	1,436	1,519	1,481	1,479	1,543	1,440	1,231	1,433	1,062	1,135	<i>Manufacture of measuring, testing, navigating and control equipment</i>
											<i>Manufacture of industrial process control equipment</i>
202	203	193	210	211	179	161	139	149	133	139	<i>Manufacture of watches and clocks and parts</i>
445	515	438	461	539	446	398	407	468	389	383	Manufacture of irradiation, electromedical and electrotherapeutic equipment

Jadual Table **1.4a** : Nilai Jualan Sektor Pembuatan Mengikut Kumpulan
: Sales Value of Manufacturing Sector by Group

Kod Kumpulan Group code	Keterangan Kumpulan/Tempoh	2021	2022	2021			
				Q1	Q2	Q3	Q4
267 (26701 & 26702) & 268 (26800)	Pembuatan peralatan optikal, kelengkapan fotografi, media magnetik dan optikal	1,682	2,249	370	383	371	559
271	Pembuatan motor elektrik, penjana, transformer dan perkakasan pengagihan dan pengawalan elektrik	12,845	17,122	2,794	3,091	3,214	3,745
27101	Pembuatan motor elektrik, penjana dan transformer	4,672	5,476	1,033	1,117	1,203	1,319
27102	Pembuatan perkakasan pengagihan dan pengawalan elektrik	8,173	11,645	1,762	1,974	2,011	2,426
272/ 27200	Pembuatan bateri dan akumulator	4,975	6,645	968	1,212	1,464	1,331
273	Pembuatan pendawaian dan peranti pendawaian	10,640	10,643	2,396	2,580	2,673	2,990
27310	Pembuatan kabel gentian optikal	308	354	63	62	85	98
27320	Pembuatan wayar dan kabel elektronik dan elektrik lain	9,599	9,610	2,178	2,325	2,397	2,699
27330	Pembuatan alatan pendawaian pembawa dan bukan pembawa arus untuk litar elektrik (tanpa mengira jenis bahan)	734	679	155	193	192	193
274/ 27400	Pembuatan kelengkapan pencahayaan elektrik	1,287	1,635	286	306	318	376
275/ 27500	Pembuatan perkakasan domestik	10,968	11,917	2,553	2,581	2,707	3,127
279/ 27900	Pembuatan kelengkapan elektrik lain	7,774	8,087	1,670	1,921	2,005	2,178
281 & 282	Pembuatan jentera kegunaan umum dan kegunaan khas	42,783	45,720	9,430	11,289	10,655	11,408
28120 & 28130	Pembuatan alat-alat kuasa bendalir & pam, pemampat, kepala paip dan injap lain	2,912	2,983	622	761	690	839
28180 & 28220	Pembuatan alatan tangan yang menggunakan kuasa dilengkapkan dengan motor elektrik atau bukan motor elektrik atau pneumatik & Pembuatan jentera pembentukan logam dan alatan mesin	10,853	10,965	2,407	2,987	2,675	2,783
28192	Pembuatan mesin penyaman udara, termasuk untuk kenderaan bermotor	11,938	11,209	2,725	3,099	2,901	3,213
28290	Pembuatan lain-lain mesin bertujuan khas t.t.t.l. Industri lain	6,030 11,049	8,316 12,248	1,235 2,440	1,673 2,769	1,546 2,843	1,576 2,997
291 (29101 & 29102)	Pembuatan kenderaan bermotor	38,540	43,437	9,334	7,718	8,131	13,355
292/ 29200	Pembuatan kerangka (<i>coachwork</i>) untuk kenderaan bermotor; pembuatan treler dan semi treler	6,553	7,706	1,531	1,742	1,271	2,009
293/ 29300	Pembuatan alat ganti dan aksesori untuk kenderaan bermotor	32,291	38,077	8,688	7,803	6,895	8,905
301 (30110 & 30120)	Pembinaan kapal dan bot	5,121	5,169	1,198	1,135	1,224	1,564
302, 303, 304 & 309	Pembuatan lokomotif keretapi, <i>rolling stock</i> , kapal angkasa dan udara, jentera berkaitan, kenderaan tempur ketenteraan, dan kelengkapan pengangkutan t.t.t.l.	8,983	10,521	2,537	2,160	1,787	2,498
30910	Pembuatan motosikal	2,041	2,577	606	543	383	509
30920	Pembuatan basikal dan <i>invalid carriages</i> Industri lain	2,317 4,625	2,879 5,066	644 1,287	514 1,104	481 923	678 1,312
310	Pembuatan perabot	15,579	17,101	4,702	3,230	2,876	4,772
31001	Pembuatan perabot kayu dan rotan Industri lain	8,579 7,001	8,667 8,434	3,029 1,673	1,801 1,429	1,414 1,462	2,335 2,437
321 (32110 & 32120)	Pembuatan barang kemas, <i>bijouterie</i> dan artikel berkaitan	4,501	5,651	1,333	1,391	593	1,184
322, 325 & 329	Pembuatan instrumen muzik, peralatan dan bekalan perubatan dan pergigian dan pembuatan lain t.t.t.l.	5,573	6,168	1,352	1,339	1,375	1,508
32901	Pembuatan alat tulis Industri lain	1,386 4,187	1,518 4,650	366 986	372 967	315 1,060	333 1,175
323/ 32300	Pembuatan barangan sukan	200	211	56	59	37	49
324/ 32400	Pembuatan permainan dan mainan	623	639	144	154	135	190
331 & 332	Pembaikan pemasangan produk logam, jentera, kelengkapan dan pemasangan jentera perindustrian dan kelengkapan	5,326	5,746	1,430	1,129	1,176	1,591
33150	Pembaikan dan penyelenggaraan kelengkapan pengangkutan kecuali motosikal dan basikal Industri lain	1,800 3,526	2,121 3,625	474 955	369 760	409 767	548 1,043
Jumlah Pembuatan		1,554,738	1,800,930	368,234	377,735	381,793	426,976

2022		2023		2022	2023	Group Description/Period	
Q1	Q2	Q3	Q4	Q1	(Jan. - Mei)		(Jan. - Mei)
495	521	622	612	623	807	1,030	Manufacture of optical instruments, photographic equipment, magnetic and optical media
3,853	4,205	4,621	4,442	4,201	6,588	7,089	Manufacture of electric motors, generators, transformers and electricity distribution and control apparatus
1,297	1,420	1,435	1,325	1,169	2,231	1,934	Manufacture of electric motors, generators and transformers
2,556	2,785	3,187	3,118	3,032	4,357	5,155	Manufacture of electricity distribution and control apparatus
1,218	1,367	1,955	2,104	1,571	2,035	2,661	Manufacture of batteries and accumulators
2,691	2,734	2,708	2,510	2,436	4,529	4,018	Manufacture of wiring and wiring devices
84	93	87	90	104	147	182	Manufacture of fibre optic cables
2,417	2,450	2,460	2,282	2,191	4,066	3,598	Manufacture of other electronic and electric wires and cables
190	191	161	138	141	316	238	Manufacture of current-carrying and non current-carrying wiring devices for electrical circuits regardless of material
368	392	442	433	402	621	662	Manufacture of electric lighting equipment
2,748	2,898	3,188	3,083	2,824	4,678	4,826	Manufacture of domestic appliances
1,948	1,865	2,080	2,194	2,148	3,133	3,659	Manufacture of other electrical equipment
10,312	11,805	11,481	12,123	10,815	18,025	18,572	Manufacture of general-purpose and special-purpose machinery
531	750	851	852	598	1,018	988	Manufacture of fluid power equipment
2,329	2,946	2,765	2,925	2,481	4,281	4,271	Manufacture of other pumps, compressors, taps and valves
3,020	3,200	2,535	2,454	2,366	5,160	4,217	Manufacture of power-driven hand tools with self-contained electric or non-electric motor or pneumatic drives
1,587	1,933	2,252	2,544	2,170	2,747	3,607	Manufacture of metal-forming machinery and machine tools
2,845	2,975	3,078	3,349	3,201	4,820	5,488	Manufacture of air-conditioning machines, including for motor vehicles
9,874	9,343	9,925	14,295	12,356	16,171	18,887	Manufacture of other special-purpose machinery n.e.c.
1,985	2,077	1,532	2,112	2,099	3,516	3,549	Other industry
8,926	9,291	10,078	9,781	10,188	15,071	16,923	Manufacture of motor vehicles
1,285	1,164	1,176	1,544	1,622	2,069	2,723	Manufacture of bodies (coachwork) for motor vehicles; manufacture of trailers and semi-trailers
2,548	2,578	2,475	2,920	2,455	4,311	4,058	Manufacture of parts and accessories for motor vehicles
537	658	648	733	600	981	1,008	Building of ships and boats
659	720	705	795	616	1,146	1,027	Manufacture of railway locomotives, rolling stock, air and spacecraft, related machinery, military fighting vehicles and transport equipment n.e.c
1,352	1,200	1,121	1,392	1,239	2,184	2,023	Manufacture of motorcycles
5,017	3,840	3,722	4,522	4,729	7,754	7,453	Manufacture of bicycles and invalid carriages
2,670	1,849	1,915	2,233	2,416	3,926	3,721	Other industry
2,347	1,991	1,807	2,290	2,313	3,828	3,732	Manufacture of furniture
1,225	1,654	1,388	1,383	1,304	2,335	2,327	Manufacture of wooden and cane furniture
1,529	1,521	1,609	1,510	1,594	2,554	2,823	Other industry
352	376	432	358	403	598	685	Manufacture of jewellery, bijouterie and related articles
1,177	1,145	1,176	1,151	1,191	1,955	2,138	Manufacture of musical instruments, medical and dental instruments and supplies and other manufacturing n.e.c.
55	52	48	57	64	91	113	Manufacture of stationery
184	179	130	145	132	324	259	Other industry
1,517	1,244	1,295	1,689	1,629	2,401	2,609	Manufacture of sports goods
537	460	500	624	591	870	959	Manufacture of games and toys
980	784	795	1,066	1,038	1,531	1,651	Repair of fabricated metal products, machinery and equipment and installation of industrial machinery and equipment
							Repair and maintenance of transport equipment except motorcycles and bicycles
							Other industry
415,298	443,489	467,562	474,582	449,424	705,284	741,204	Total Manufacturing

Jadual Table **1.4a** : Nilai Jualan Sektor Pembuatan Mengikut Kumpulan (samb.)
: Sales Value of Manufacturing Sector by Group (cont.)

Kod Kumpulan Group code	Keterangan Kumpulan/Tempoh	2022					
		Jan.	Feb.	Mac	Apr.	Mei	Jun
267 (26701 & 26702) & 268 (26800)	Pembuatan peralatan optikal, kelengkapan fotografi, media magnetik dan optikal	159	154	182	164	148	209
271	Pembuatan motor elektrik, penjana, transformer dan perkakasan pengagihan dan pengawalan elektrik	1,245	1,203	1,405	1,450	1,285	1,470
	27101 Pembuatan motor elektrik, penjana dan transformer	445	389	463	510	424	486
	27102 Pembuatan perkakasan pengagihan dan pengawalan elektrik	800	814	942	940	861	984
272/ 27200	Pembuatan bateri dan akumulator	433	377	408	388	429	551
273	Pembuatan pendawaian dan peranti pendawaian	938	869	884	980	859	895
	27310 Pembuatan kabel gantian optikal	27	27	29	34	29	30
	27320 Pembuatan wayar dan kabel elektronik dan elektrik lain	846	784	787	880	769	801
	27330 Pembuatan alatan pendawaian pembawa dan bukan pembawa arus untuk litar elektrik (tanpa mengira jenis bahan)	64	58	68	66	61	64
274/ 27400	Pembuatan kelengkapan pencahayaan elektrik	111	119	138	123	129	140
275/ 27500	Pembuatan perkakasan domestik	1,004	818	927	1,011	919	968
279/ 27900	Pembuatan kelengkapan elektrik lain	653	632	663	600	585	680
281 & 282	Pembuatan jentera kegunaan umum dan kegunaan khas	3,605	3,336	3,372	4,046	3,668	4,091
	28120 Pembuatan alat-alat kuasa bendalir &	190	172	169	267	221	262
	28130 Pembuatan pam, pemampat, kepala paip dan injap lain						
	28180 Pembuatan alatan tangan yang menggunakan kuasa & dilengkapkan dengan motor elektrik atau bukan motor elektrik atau pneumatik	817	776	736	1,008	944	994
	28220 Pembuatan jentera pembentukan logam dan alatan mesin						
	28192 Pembuatan mesin penyaman udara, termasuk untuk kenderaan bermotor	1,045	983	992	1,168	972	1,060
	28290 Pembuatan lain-lain mesin bertujuan khas t.t.t.l. Industri lain	549	494	543	613	546	774
		1,003	911	931	990	985	1,000
291 (29101 & 29102)	Pembuatan kenderaan bermotor	3,451	3,197	3,226	3,285	3,013	3,046
292/ 29200	Pembuatan kerangka (<i>coachwork</i>) untuk kenderaan bermotor; pembuatan treler dan semi treler	641	553	791	840	692	545
293/ 29300	Pembuatan alat ganti dan aksesori untuk kenderaan bermotor	2,839	2,770	3,318	3,134	3,011	3,146
301 (30110 & 30120)	Pembinaan kapal dan bot	438	402	445	469	315	380
302, 303, 304 & 309	Pembuatan lokomotif keretapi, <i>rolling stock</i> , kapal angkasa dan udara, jentera berkaitan, kenderaan tempur ketenteraan, dan kelengkapan pengangkutan t.t.t.l.	862	766	921	956	807	815
	30910 Pembuatan motosikal	183	167	187	231	214	214
	30920 Pembuatan basikal dan <i>invalid carriages</i> Industri lain	224	184	251	248	238	233
		454	415	483	477	355	368
310	Pembuatan perabot	1,761	1,564	1,691	1,433	1,305	1,102
	31001 Pembuatan perabot kayu dan rotan Industri lain	929	816	924	659	598	592
		832	748	767	774	707	510
321 (32110 & 32120)	Pembuatan barang kemas, <i>bijouterie</i> dan artikel berkaitan	451	380	394	533	577	545
322, 325 & 329	Pembuatan instrumen muzik, peralatan dan bekalan perubatan dan pergigian dan pembuatan lain t.t.t.l.	515	501	513	528	497	496
	32901 Pembuatan alat tulis Industri lain	116	114	122	123	124	129
		399	387	390	405	373	367
323/ 32300	Pembuatan barangan sukan	18	18	19	20	16	15
324/ 32400	Pembuatan permainan dan mainan	63	61	60	72	68	39
331 & 332	Pembaikan pemasangan produk logam, jentera, kelengkapan dan pemasangan jentera perindustrian dan kelengkapan	511	443	563	526	358	360
	33150 Pembaikan dan penyelenggaraan kelengkapan pengangkutan kecuali motosikal dan basikal Industri lain	170	138	229	205	128	127
		341	305	334	321	230	233
Jumlah Pembuatan		138,986	131,703	144,610	147,942	142,043	153,503

2023											Group Description/Period
Jul.	Ogo.	Sep.	Okt.	Nov.	Dis.	Jan.	Feb.	Mac	Apr.	Mei	
208	211	202	188	212	211	194	198	232	202	205	Manufacture of optical instruments, photographic equipment, magnetic and optical media
1,494	1,581	1,546	1,513	1,497	1,432	1,423	1,329	1,449	1,427	1,461	Manufacture of electric motors, generators, transformers and electricity distribution and control apparatus
490	483	462	441	477	406	411	376	383	382	383	Manufacture of electric motors, generators and transformers
1,004	1,098	1,084	1,071	1,020	1,026	1,012	953	1,066	1,045	1,079	Manufacture of electricity distribution and control apparatus
573	625	757	793	620	690	583	503	486	542	547	Manufacture of batteries and accumulators
890	932	886	844	831	835	815	821	800	794	788	Manufacture of wiring and wiring devices
31	33	24	25	30	35	35	33	35	37	41	Manufacture of fibre optic cables
801	846	813	774	756	752	735	742	715	711	696	Manufacture of other electronic and electric wires and cables
58	54	49	45	45	48	45	46	50	46	51	Manufacture of current -carrying and non current-carrying wiring devices for electrical circuits regardless of material
133	153	156	137	147	150	132	134	136	122	138	Manufacture of electric lighting equipment
987	1,116	1,086	1,034	1,011	1,038	911	914	999	992	1,010	Manufacture of domestic appliances
620	703	758	738	727	729	719	700	728	719	792	Manufacture of other electrical equipment
3,647	3,951	3,883	3,893	4,003	4,227	3,693	3,527	3,595	3,877	3,879	Manufacture of general-purpose and special-purpose machinery
241	306	304	312	284	256	212	213	173	199	191	Manufacture of fluid power equipment
951	907	908	906	997	1,022	860	823	798	891	900	Manufacture of other pumps, compressors, taps and valves
838	880	817	819	779	856	798	759	809	920	931	Manufacture of power-driven hand tools with self-contained electric or non-electric motor or pneumatic drives
659	780	813	807	795	942	730	680	760	789	648	Manufacture of metal-forming machinery and machine tools
959	1,077	1,043	1,050	1,148	1,151	1,093	1,052	1,056	1,078	1,209	Manufacture of air-conditioning machines, including for motor vehicles
3,095	3,131	3,700	3,960	5,177	5,158	4,253	3,796	4,307	2,846	3,685	Manufacture of motor vehicles
462	500	571	687	740	685	697	639	762	712	739	Manufacture of other special-purpose machinery n.e.c.
3,347	3,470	3,261	2,998	3,503	3,280	3,293	3,266	3,629	3,096	3,639	Other industry
374	369	432	560	514	470	508	513	601	656	445	Manufacture of bodies (coachwork) for motor vehicles; manufacture of trailers and semi-trailers
800	819	855	959	999	962	815	752	888	805	798	Manufacture of parts and accessories for motor vehicles
220	215	213	223	254	256	205	191	204	202	206	Building of ships and boats
222	237	246	272	272	251	210	200	206	203	208	Manufacture of railway locomotives, rolling stock, air and spacecraft, related machinery, military fighting vehicles and transport equipment n.e.c
359	367	395	464	473	455	400	361	478	399	385	Manufacture of motorcycles
1,123	1,163	1,436	1,444	1,547	1,531	1,587	1,512	1,630	1,312	1,411	Manufacture of bicycles and invalid carriages
589	613	714	708	777	748	788	790	838	641	663	Other industry
534	550	722	737	770	783	799	722	792	671	748	Manufacture of furniture
411	443	533	442	488	454	473	416	415	491	531	Manufacture of wooden and cane furniture
522	548	539	490	505	515	523	538	534	588	640	Other industry
149	156	127	120	120	119	136	135	133	140	142	Manufacture of jewellery, bijouterie and related articles
373	392	411	369	386	396	387	403	401	448	498	Manufacture of musical instruments, medical and dental instruments and supplies and other manufacturing n.e.c.
16	14	17	18	19	20	21	20	24	27	22	Manufacture of stationery
38	44	48	48	52	45	45	39	49	57	69	Other industry
367	404	524	541	594	554	530	511	589	578	402	Manufacture of sports goods
137	148	216	201	220	202	186	177	228	231	136	Manufacture of games and toys
230	257	308	340	374	352	344	334	360	347	266	Repair of fabricated metal products, machinery and equipment and installation of industrial machinery and equipment
148,431	157,436	161,694	158,864	159,194	156,524	148,010	145,219	156,194	144,981	146,799	Repair and maintenance of transport equipment except motorcycles and bicycles
											Other industry
											Total Manufacturing

Jadual **1.4b** : Nilai Jualan Sektor Pembuatan Mengikut Kumpulan: Perubahan Peratusan Tahunan
 Table : Sales Value of Manufacturing Sector by Group: Annual Percentage Change

Kod Kumpulan Group code	Keterangan Kumpulan/Tempoh			2021				2022				2022	2022	2023	
		2021	2022	Q1	Q2	Q3	Q4	Q1	Q2	Q3	Q4	Q1	(Jan. - Mei)	(Jan. - Mei)	Jan.
101	Pemprosesan dan pengawetan daging	8.7	11.8	30.7	-7.9	5.5	13.1	15.5	17.1	8.5	7.2	6.3	17.4	7.5	14.8
102	Pemprosesan dan pengawetan ikan, krustasea dan moluska	0.8	-9.0	4.5	22.0	-13.1	-5.7	-14.5	-11.1	-2.8	-6.7	1.0	-13.3	2.5	-12.8
	10201 Pengetinan ikan, krustasea dan moluska &														
	10202 Pemprosesan dan pengawetan ikan, krustasea dan moluska Industri lain	0.6	-9.7	4.7	22.2	-13.1	-6.9	-15.2	-11.8	-3.5	-7.2	0.2	-14.0	1.4	-13.5
		5.2	4.0	0.2	17.6	-12.4	20.7	-1.3	5.6	11.5	1.5	15.7	1.0	20.1	0.2
103	Pemprosesan dan pengawetan buah-buahan dan sayur - sayuran	-1.1	1.6	29.8	12.0	-25.3	-12.6	-14.7	-3.8	19.4	11.8	16.4	-12.4	23.5	-8.6
	10303 Pengetinan nanas &														
	10304 Pembuatan jem, marmalad dan sajian jeli Industri lain	4.9	-2.0	4.0	10.3	5.7	0.2	-36.1	-9.6	26.8	27.7	50.0	-32.8	67.1	-17.7
		-2.6	2.6	39.9	12.4	-30.6	-15.2	-8.4	-2.5	17.5	8.0	9.5	-6.8	14.9	-6.4
104	Pembuatan minyak dan lemak daripada sayuran dan haiwan	13.9	12.8	12.3	12.8	11.6	18.2	22.6	17.4	9.7	5.1	4.7	21.3	-9.3	26.2
	10404 Pembuatan minyak sayuran mentah dan bertapis &														
	10406 Pembuatan sebatian lemak masakan	24.3	19.9	13.3	40.4	36.8	9.5	7.5	20.0	25.3	25.0	22.3	10.9	14.6	15.2
	10405 Pembuatan minyak kelapa Industri lain	-6.3	34.4	10.9	-1.9	-23.8	-9.6	7.8	47.1	76.7	22.9	-15.4	15.1	-17.8	-2.3
		13.0	11.9	12.2	10.6	9.5	19.4	25.0	17.0	7.5	3.1	2.8	22.7	-11.9	28.1
105	Pembuatan produk tenusu	7.4	12.1	3.8	13.1	2.0	11.4	13.8	12.5	14.9	7.7	3.9	13.8	5.1	15.0
	10502 Pembuatan susu pekat, tepung dan sejat Industri lain	7.2	13.1	2.4	12.2	2.0	12.6	15.5	13.7	15.3	8.3	4.8	15.5	5.8	16.3
		10.9	-0.1	21.5	25.6	2.6	-2.5	-5.2	-3.6	10.3	-1.0	-9.2	-5.5	-5.2	0.01
106	Pembuatan produk bijian, kanji dan produk berkanji	18.4	22.1	3.8	21.2	20.2	29.8	24.5	24.6	22.1	17.4	9.6	26.8	5.4	27.2
	10611 Pengilangan beras	22.2	32.7	-10.4	20.6	34.5	51.6	51.1	33.8	29.8	20.9	12.7	48.0	5.2	50.3
	10613 Pengilangan tepung Industri lain	16.8	14.0	17.2	24.4	10.8	15.6	8.6	17.0	16.0	14.7	6.9	12.1	5.8	13.3
		-0.5	4.4	-3.3	-7.3	-1.8	10.9	-7.1	7.9	6.5	10.7	6.5	-1.4	2.3	3.0
107	Pembuatan produk makanan lain	12.3	9.7	22.0	10.4	6.3	11.5	4.3	11.3	14.8	8.6	6.9	7.3	7.0	10.2
	10711 Pembuatan biskut dan cookies	4.4	47.1	14.8	7.9	-14.9	10.5	40.6	61.3	70.5	25.4	5.2	46.6	5.1	43.3
	10712 Pembuatan roti, kek dan produk bakeri lain	6.4	0.9	35.8	-1.9	-3.3	2.4	-10.3	2.0	4.2	8.4	18.4	-5.1	16.0	0.6
	10713 Pembuatan produk snek	-1.8	20.8	-3.6	-4.8	-10.0	11.3	18.1	25.7	30.1	11.5	0.9	20.4	4.0	16.3
	10721 Pembuatan gula	20.0	-5.5	9.0	24.7	24.8	23.4	-1.1	-0.1	-6.1	-13.8	-7.2	-0.8	-0.8	20.9
	10731 Pembuatan produk koko	-8.0	0.0	-1.9	-10.0	-11.0	-9.4	-6.7	-2.8	6.9	3.7	4.6	-5.9	6.4	-3.5
	10732 Pembuatan coklat dan produk coklat &														
	10733 Pembuatan konfeksi gula	25.4	12.0	48.8	28.8	17.1	12.7	8.7	12.6	17.0	9.6	1.7	10.9	-0.8	9.1
	10793 Pembuatan sos dan bahan perasa	15.1	3.6	7.9	26.5	3.0	24.3	8.7	6.0	9.0	-7.0	-3.4	7.7	-1.9	6.3
	10799 Pembuatan produk makanan lain t.t.t.l. Industri lain	19.8	31.2	18.0	8.1	27.8	25.7	25.7	32.5	33.7	32.6	12.3	28.0	11.3	30.6
		11.5	9.3	11.0	12.9	6.4	15.7	1.8	9.4	17.9	8.5	11.7	5.3	13.8	4.4
108/10800	Pembuatan makanan haiwan tersedia	15.9	25.3	-26.9	17.2	43.5	47.3	42.2	24.4	20.5	18.8	20.2	34.0	18.3	65.3
110	Pembuatan minuman ringan	12.0	19.6	-1.9	66.6	-6.5	16.5	6.3	30.5	42.2	7.6	0.2	9.3	1.6	6.4
	11041 Pembuatan minuman ringan	24.6	7.3	1.0	53.1	27.8	30.2	10.1	14.7	3.1	2.8	-2.5	12.1	0.05	4.6
	11042 Pengeluaran air mineral semulajadi dan minuman lain yang dibotolkan Industri lain	22.2	2.1	22.1	61.9	6.2	13.5	3.3	7.1	1.9	-3.4	-3.7	3.2	-0.6	7.5
		-9.9	52.7	-11.0	108.0	-60.9	-1.1	1.8	74.9	267.6	20.1	5.6	7.4	4.6	8.7
120/12000	Pembuatan produk tembakau	-3.9	16.0	2.9	222.9	-71.5	11.1	4.7	32.1	155.9	-16.4	17.4	6.1	21.8	2.3
131	Pemintalan, penenunan dan penyiapan tekstil	14.2	6.3	-1.6	80.7	0.2	3.7	7.7	-0.3	19.0	1.1	-11.8	4.7	-9.6	9.9
	13110 Penyediaan dan pemintalan gentian tekstil &														
	13120 Penenunan tekstil	14.8	7.6	-5.5	98.1	0.0	1.2	7.9	-5.9	27.1	6.6	-8.5	2.6	-6.3	7.4
	13132 Pewarnaan, pelunturan, percetakan dan penyiapan akhir benang dan fabrik Industri lain	12.9	3.5	14.3	35.2	-0.2	10.3	6.9	20.3	2.5	-11.3	-21.5	11.6	-19.3	17.6
		9.8	-15.2	-32.4	134.2	22.1	6.4	9.6	12.4	-32.3	-31.9	-22.7	9.8	-24.4	5.4
139	Pembuatan tekstil lain	31.4	11.7	14.2	55.3	31.2	30.9	23.7	21.6	4.2	1.2	10.6	22.6	10.6	29.9
	13910 Pembuatan fabrik dikait dan dikrusye Industri lain	16.8	3.0	13.9	32.6	9.8	14.5	8.8	9.6	-0.3	-4.8	-0.6	9.6	0.02	14.6
		49.0	19.9	14.5	87.5	57.9	50.2	39.8	33.6	8.0	6.6	20.2	36.3	19.5	46.2
141	Pembuatan pakaian, kecuali pakaian berbulu	3.1	3.6	-1.3	23.7	-4.0	0.0	3.3	8.5	5.2	-1.3	2.4	5.6	3.3	0.1
	14102 Pembuatan pakaian Industri lain	2.7	2.1	-0.8	18.5	-3.7	0.8	2.4	5.6	1.8	-1.1	2.7	4.5	4.5	0.3
		6.5	16.5	-5.0	97.1	-7.1	-5.9	9.1	32.3	41.8	-3.3	0.6	13.9	-4.5	-1.7
142 & 143	Pembuatan artikel daripada kulit bulu dan pakaian yang dikait dan dikrusye	1.4	0.6	23.8	25.1	-30.9	-2.1	-8.0	-11.2	28.8	0.7	18.9	-16.5	20.2	1.6
151 (15110 & 15120)	Penyamakan dan pembersihan kulit, pembuatan bagasi, beg tangan, pelana dan abah-abah pembersihan dan pewarnaan bulu	1.0	29.0	1.1	9.0	-25.3	19.6	16.8	31.6	64.1	17.8	6.4	14.7	10.3	17.0
152	Pembuatan kasut	-0.3	4.1	5.8	70.8	-26.5	-15.6	-18.2	6.9	35.9	7.5	6.2	-11.5	9.4	-20.9
	15201 Pembuatan kasut kulit &														
	15203 Pembuatan kasut getah Industri lain	-4.4	12.3	8.0	45.5	-35.1	-14.2	-19.3	13.3	67.0	16.0	13.3	-12.6	18.8	-15.7
		6.3	-7.7	2.6	120.5	-12.1	-17.9	-16.6	-1.4	-2.8	-6.3	-4.5	-9.9	-4.1	-28.7
161/16100	Pengilangan dan pengetaman kayu	5.1	13.4	5.9	75.5	-21.4	2.1	9.9	18.4	28.9	2.9	1.6	9.3	3.3	17.9

2022														2023					Group Description/Period
Feb.	Mar.	Apr.	Mei	Jun	Jul.	Ogo.	Sep.	Okt.	Nov.	Dis.	Jan.	Feb.	Mar.	Apr.	Mei				
17.4	14.1	23.6	17.3	11.0	13.4	6.9	5.7	16.2	5.1	0.8	-1.9	9.3	12.3	9.7	8.8	Processing and preserving of meat			
-16.2	-14.6	-14.5	-7.8	-10.7	-8.6	0.3	-0.2	-7.1	-5.5	-7.7	1.7	1.6	-0.1	-1.4	10.7	Processing and preserving of fish, crustaceans and molluscs			
																<i>Canning of fish, crustaceans and molluscs</i>			
-16.8	-15.5	-15.5	-8.3	-11.5	-9.3	-0.2	-1.2	-7.6	-5.7	-8.4	1.2	0.3	-1.1	-2.5	9.2	<i>Processing, curing and preserving of fish, crustacean and molluscs</i>			
-5.8	1.8	8.2	1.5	7.2	6.0	10.5	17.6	1.8	-2.6	5.0	9.2	22.4	16.0	18.0	37.3	<i>Other industry</i>			
-15.7	-20.0	-15.1	-1.3	7.1	10.1	24.3	24.1	13.8	14.2	7.6	-1.0	15.2	37.7	28.9	40.2	Processing and preserving of fruits and vegetable			
																<i>Pineapple canning</i>			
-43.5	-43.9	-35.2	-14.3	37.6	27.2	19.1	34.3	30.7	28.6	23.5	20.0	42.2	98.8	69.3	122.4	<i>Manufacture of jams, marmalades and table jellies</i>			
-5.6	-13.2	-9.5	1.5	1.3	6.2	25.8	21.3	9.5	10.5	4.2	-5.5	9.4	26.6	20.9	25.3	<i>Other industry</i>			
19.8	21.7	16.3	23.6	13.0	11.0	16.1	3.3	2.4	1.6	11.8	5.3	7.6	1.2	-23.2	-25.6	Manufacture of vegetable and animal oils and fats			
																<i>Manufacture of crude and refined vegetable oil</i>			
2.9	4.6	11.8	18.8	29.3	36.0	35.9	7.6	21.1	16.1	37.7	10.3	34.0	24.0	5.4	5.2	<i>Manufacture of compound cooking fats</i>			
11.2	15.1	31.2	26.8	101.9	82.1	81.2	66.9	22.3	11.3	35.2	1.6	-18.5	-27.8	-28.6	-15.2	<i>Manufacture of coconut oil</i>			
22.3	24.4	16.7	24.1	11.0	7.6	13.4	2.4	0.5	0.2	8.9	4.8	4.8	-1.5	-26.2	-29.0	<i>Other industry</i>			
13.7	12.7	12.5	15.1	10.0	17.1	16.1	11.7	6.2	7.4	9.5	-1.8	3.5	9.9	5.5	8.2	Manufacture of dairy products			
15.7	14.6	14.1	16.7	10.6	17.4	16.3	12.3	6.8	7.9	10.4	-1.6	4.7	11.3	6.1	8.3	<i>Manufacture of condensed, powdered and evaporated milk</i>			
-7.6	-7.8	-7.3	-4.7	1.6	13.5	13.8	4.2	-1.3	0.1	-1.7	-4.9	-12.9	-10.1	-4.0	6.2	<i>Other industry</i>			
23.7	22.8	29.4	30.6	14.2	19.8	28.3	18.6	12.8	18.4	21.4	5.8	13.6	9.4	-4.9	5.0	Manufacture of grain mill products, starches and starch products			
52.8	50.2	51.3	37.3	13.4	26.0	41.1	23.3	12.5	26.9	24.5	6.5	15.8	15.2	-11.9	5.9	<i>Rice milling</i>			
5.8	6.7	10.9	25.4	15.4	14.5	18.6	14.9	12.7	11.7	19.7	5.3	11.7	4.1	3.9	4.5	<i>Flour milling</i>			
-16.1	-7.4	5.4	11.6	7.0	15.3	2.5	2.8	18.2	7.0	7.6	4.7	8.6	6.5	-5.3	-2.0	<i>Other industry</i>			
-1.6	4.6	9.3	14.7	10.1	13.8	20.0	10.8	6.8	9.8	9.2	3.1	11.0	6.8	0.8	13.6	Manufacture of other food products			
44.4	34.6	43.0	75.6	76.5	67.6	82.0	62.3	39.9	21.7	17.0	-2.3	9.9	8.3	-14.1	29.6	<i>Manufacture of biscuits and cookies</i>			
-25.7	-1.3	1.4	4.8	0.1	5.8	4.5	2.3	2.2	7.6	15.8	16.2	17.2	21.7	9.2	15.9	<i>Manufacture of bread, cakes and other bakery products</i>			
17.4	20.6	19.6	28.4	29.9	36.8	38.2	18.2	12.8	11.1	10.7	-3.8	1.2	5.0	-0.4	18.1	<i>Manufacture of snack products</i>			
-10.7	-10.9	-2.3	2.1	0.2	-5.2	4.3	-15.3	-14.6	-13.2	-13.6	-18.4	-0.3	-0.8	-6.7	28.5	<i>Manufacture of sugar</i>			
-8.2	-8.6	-6.7	-2.6	1.1	8.3	8.5	3.9	3.5	1.2	6.7	-3.6	9.2	8.9	3.7	15.2	<i>Manufacture of cocoa products</i>			
																<i>Manufacture of chocolate and chocolate products</i>			
10.8	6.6	8.8	19.8	9.6	12.1	23.4	15.7	6.9	13.4	8.9	3.2	8.2	-5.2	-7.8	-0.8	<i>Manufacture of sugar confectionery</i>			
5.8	14.4	13.6	-1.2	5.4	12.9	14.0	1.2	-6.2	-4.2	-10.7	-11.8	1.9	-0.1	-0.3	1.1	<i>Manufacture of sauces and condiments</i>			
22.4	24.3	30.6	32.6	34.4	27.9	40.6	32.3	31.2	38.5	28.1	9.9	17.9	9.5	7.2	12.6	<i>Manufacture of other food products n.e.c.</i>			
2.6	-1.4	8.9	13.5	6.3	18.4	24.3	11.7	6.9	9.2	9.3	7.5	16.6	11.3	10.9	23.0	<i>Other industry</i>			
51.1	17.1	26.5	23.3	23.6	19.1	18.8	23.6	23.5	16.5	16.6	9.4	20.9	31.3	12.6	19.2	Manufacture of prepared animal feeds			
6.6	5.8	14.8	13.9	89.4	80.6	40.9	18.9	6.8	10.4	5.7	0.5	-0.3	0.3	-3.0	12.1	Manufacture of beverages			
11.5	13.9	17.7	12.3	13.2	16.5	-9.5	6.7	0.2	4.3	4.1	-1.2	-4.1	-2.1	-5.3	16.9	<i>Manufacture of soft drinks</i>			
1.7	1.2	1.1	5.8	16.4	9.4	-1.9	-0.9	-3.4	-3.3	-3.5	-6.5	-2.1	-2.8	-3.1	13.1	<i>Production of natural mineral waters and other bottled waters</i>			
1.0	-4.1	15.3	18.5	17,114.8	13,798.9	1,189.7	46.0	22.0	26.4	11.7	4.7	6.7	5.4	0.9	5.7	<i>Other industry</i>			
9.6	2.6	15.6	0.5	200.5	179.5	353.6	63.9	-23.6	-2.1	-21.2	20.6	5.7	25.3	9.1	57.6	Manufacture of tobacco products			
7.5	5.7	2.4	-1.9	-1.2	17.6	23.8	15.7	5.3	-2.3	0.9	-9.7	-15.0	-10.7	-11.4	-0.5	Spinning, weaving and finishing of textiles			
																<i>Preparation and spinning of textile fibres</i>			
8.5	7.9	-1.5	-8.2	-7.8	22.7	28.6	30.6	17.2	-1.2	6.0	-3.4	-13.0	-9.0	-8.2	3.0	<i>Weaving of textiles</i>			
4.4	-0.8	16.3	24.8	20.6	5.6	15.6	-10.6	-16.2	-4.5	-12.2	-26.7	-21.4	-15.7	-20.6	-10.6	<i>Dyeing, bleaching, printing and finishing of yarns and fabrics</i>			
12.3	12.4	3.7	16.3	17.2	18.6	-44.6	-45.6	-35.6	-29.5	-30.2	-18.4	-21.4	-28.9	-26.3	-27.8	<i>Other industry</i>			
26.2	15.5	19.7	22.5	22.6	8.8	2.2	1.6	0.4	3.4	-0.1	6.0	14.9	11.4	10.6	10.4	Manufacture of other textiles			
11.4	1.3	10.2	11.3	7.6	2.6	2.8	-6.0	-7.4	1.0	-7.6	-4.3	3.2	-0.3	2.3	-0.4	<i>Manufacture of knitted and crocheted fabrics</i>			
42.2	31.5	28.6	34.0	38.4	14.3	1.7	8.6	7.8	5.3	6.6	14.6	24.8	21.5	17.3	19.6	<i>Other industry</i>			
1.8	8.3	9.8	9.5	5.8	6.8	5.1	3.7	-6.5	1.2	1.3	1.7	3.8	1.8	0.6	9.1	Manufacture of wearing apparel, except fur apparel			
0.8	6.4	7.8	8.1	0.9	1.6	1.8	2.0	-7.2	2.3	1.6	2.1	4.8	1.2	2.6	12.5	<i>Manufacture of clothings</i>			
8.5	21.9	25.5	19.7	64.4	83.3	42.7	17.6	-1.4	-6.7	-1.4	-1.4	-2.8	5.8	-12.6	-12.7	<i>Other industry</i>			
-12.9	-12.9	-28.1	-27.8	58.3	28.3	29.6	28.6	9.4	4.0	-10.2	3.3	26.2	29.9	22.8	22.1	Manufacture of articles of fur, knitted and crocheted apparel			
																<i>Tanning and dressing of leather; manufacture of luggage, handbags, saddlery and harness; dressing and dyeing of fur</i>			
21.7	12.0	12.5	9.3	108.2	114.7	66.2	37.0	20.2	23.1	10.3	5.9	2.9	10.6	12.8	22.6				
-22.1	-11.5	-4.9	10.3	19.1	38.0	38.9	31.1	9.3	7.4	6.0	8.1	9.5	1.6	16.9	12.2	Manufacture of footwear			
																<i>Manufacture of leather footwear</i>			
-27.5	-15.3	-8.7	15.3	44.3	79.0	69.5	54.7	20.4	16.5	11.3	11.6	27.4	4.0	31.7	24.6	<i>Manufacture of rubber footwear</i>			
-14.2	-4.7	0.8	4.2	-10.8	-8.2	1.2	-1.5	-8.4	-7.7	-3.0	1.9	-12.1	-2.3	-2.6	-4.5	<i>Other industry</i>			
2.9	8.6	10.6	4.6	54.7	38.7	26.3	25.6	8.4	0.3	0.5	-10.4	12.4	4.9	0.6	15.8	Sawmilling and planning of wood			

Jadual Table **1.4b** : Nilai Jualan Sektor Pembuatan Mengikut Kumpulan: Perubahan Peratusan Tahunan
 : Sales Value of Manufacturing Sector by Group: Annual Percentage Change

Kod Kumpulan Group code	Keterangan Kumpulan/Tempoh	2021		2021				2022				2022		2023	
		2021	2022	Q1	Q2	Q3	Q4	Q1	Q2	Q3	Q4	Q1	(Jan. - Mei)	(Jan. - Mei)	Jan.
162	Pembuatan produk daripada kayu, gabus, jerami dan bahan jalinan lain	2.8	12.1	-10.7	83.2	-21.7	13.7	14.6	23.7	20.3	-1.8	-5.7	15.7	-4.6	16.5
16211	Pembuatan kepingan venier dan papan lapis	-1.6	9.9	-24.8	107.6	-21.7	17.9	13.6	20.0	14.4	-1.7	0.9	14.8	2.6	13.8
16212	Pembuatan papan partikel dan papan gentian	15.0	12.6	7.0	126.9	-14.7	18.2	20.7	23.3	15.0	-2.2	-12.2	20.5	-11.3	20.8
16221	Pertukangan kayu untuk jurubina Industri lain	7.3	13.9	13.7	100.6	-27.3	4.0	5.2	33.8	36.4	-0.7	-4.7	7.9	-5.1	15.7
		-11.1	19.5	6.0	-12.1	-35.5	-5.0	13.6	30.4	53.5	-2.1	-17.6	15.6	-16.6	17.5
170	Pembuatan kertas dan produk kertas	15.8	9.6	10.7	0.0	10.0	14.9	10.2	10.3	11.9	6.1	11.0	10.1	9.0	16.0
17010	Pembuatan pulpa, kertas dan kertas tebal	36.1	13.8	17.5	118.0	24.3	21.9	24.0	13.6	12.0	6.8	-1.5	20.4	-3.5	31.6
17020	Pembuatan kertas gelugur dan kertas tebal dan bekas daripada kertas dan kertas tebal	11.8	2.5	21.0	7.7	0.9	6.7	-3.0	5.1	7.9	0.2	7.8	-1.6	2.6	1.9
17091	Pembuatan sampul surat dan kad surat	-16.1	14.6	-26.0	-25.4	-4.5	-2.7	-5.3	7.0	26.5	30.6	29.5	-3.0	24.3	-6.4
17092	Pembuatan kertas kegunaan rumah dan pembersih peribadi	11.3	16.4	-2.7	12.9	11.8	25.4	25.3	17.8	15.4	8.1	14.2	23.4	14.8	35.3
17093	Pembuatan kertas bergam atau pelekat yang berjalur atau bergulung dan label dan kertas dinding Industri lain	16.9	17.4	-3.9	18.1	29.3	28.1	15.6	13.8	18.8	21.4	28.1	19.9	26.8	15.6
		9.7	6.1	15.0	16.8	1.8	6.3	3.5	3.9	10.1	7.1	27.2	2.4	33.6	8.5
181 & 182	Percetakan, aktiviti perkhidmatan berkaitan percetakan dan penerbitan semula media rakaman	4.9	13.3	3.8	42.7	-15.0	3.5	7.8	22.0	18.8	7.5	7.5	8.9	6.5	7.7
18110	Percetakan	4.0	12.4	-2.4	37.1	-10.9	5.6	15.9	25.4	11.8	0.0	-0.7	15.9	-0.2	14.8
18120	Aktiviti perkhidmatan berkaitan percetakan &	8.6	17.2	30.8	68.2	-32.5	-5.2	-18.7	9.8	58.9	42.5	45.3	-14.1	36.6	-15.1
18200	Penerbitan semula media rakaman														
192 (19201 & 19202)	Pembuatan produk petroleum bertapis	36.4	42.3	-17.6	59.8	66.8	57.6	36.3	36.3	57.2	37.4	21.9	30.9	12.8	46.2
201	Pembuatan kimia asas, baja dan sebatian nitrogen, plastik dan getah sintetik dalam bentuk primer	10.3	0.5	1.8	10.2	18.3	12.4	2.9	8.0	-1.3	-6.6	-6.5	6.5	-6.6	3.1
20111	Pembuatan gas perindustrian atau perubatan bukan organik dalam bentuk cecair atau mampat	7.4	-15.8	-32.9	87.7	112.0	-22.5	-56.8	-28.7	4.1	72.3	58.8	-45.9	18.6	-55.3
20112 & 20113	Pembuatan kimia organik asas Pembuatan sebatian bukan organik	10.2	0.5	5.8	5.6	22.8	7.6	2.8	8.4	-2.7	-5.4	-7.5	6.5	-7.8	3.1
20121 & 20129	Pembuatan baja Pembuatan produk campuran nitrogen	12.2	18.0	-13.3	19.2	0.1	53.7	37.8	22.5	33.4	-11.9	-15.1	31.5	-13.6	50.8
20131	Pembuatan plastik dalam bentuk primer Industri lain	7.5	-9.8	3.7	7.1	6.1	13.1	-3.3	1.2	-15.4	-20.4	-9.0	0.6	-7.0	-5.2
		33.6	57.2	15.0	28.7	58.1	34.4	56.9	60.6	55.1	56.8	8.5	57.5	4.6	64.3
202 & 203	Pembuatan produk kimia lain dan serat buatan manusia	20.5	30.9	10.5	39.5	10.0	26.6	30.0	32.3	37.7	24.9	21.4	29.8	20.9	33.0
20210	Pembuatan racun perosak dan produk agrokimia lain	42.3	53.3	55.0	62.3	22.8	37.5	61.1	51.3	46.3	54.0	19.0	58.2	21.2	62.1
20221	Pembuatan cat, varnis dan penyadur dan mastik	44.1	33.0	-5.4	119.4	31.1	74.8	59.3	41.4	41.1	4.2	18.9	47.4	23.8	79.3
20222	Pembuatan dakwat cetak	-1.0	16.2	-33.2	26.3	17.6	10.5	20.3	15.6	17.1	11.8	-0.8	18.3	-2.3	24.4
20231 & 20232	Pembuatan sabun dan bahan pencuci, penyediaan membersihkan dan mengilap Pembuatan pewangi dan penyediaan dandanan diri	13.3	30.1	26.1	17.1	2.4	11.3	17.3	34.9	39.2	29.4	23.0	23.4	21.4	14.0
20291 & 20292 & 20299	Pembuatan plat fotografi, filem, sensitized paper dan other sensitized unexposed materials Pembuatan dakwat menulis dan melukis Pembuatan produk kimia lain t.t.t.l. Industri lain	6.5	23.8	5.8	17.1	-2.8	7.2	11.3	15.4	32.5	35.3	26.0	13.1	19.0	11.4
		24.8	16.3	5.3	82.6	27.8	5.7	1.3	6.1	19.2	39.5	38.0	1.6	26.3	4.5
210	Pembuatan produk farmaseutikal, kimia perubatan dan botani	17.1	10.8	19.8	12.7	13.9	22.7	13.9	10.7	12.1	7.1	12.0	13.1	10.6	24.0
21001	Pembuatan bahan aktif ubat-ubatan untuk digunakan oleh bidang farmakologi dalam pembuatan ubat-ubatan Industri lain	21.6	10.1	19.9	19.8	23.2	23.3	15.5	8.4	10.9	6.0	9.7	13.5	8.9	24.6
		-1.0	14.8	19.2	-16.5	-17.4	20.0	6.3	24.2	18.2	11.9	24.1	11.4	19.4	21.0
221	Pembuatan produk getah	36.3	-23.9	92.3	75.0	17.3	-13.3	-27.9	-30.7	-20.9	-11.1	-10.8	-29.1	-10.8	-25.8
22111	Pembuatan tayar getah untuk kenderaan	32.9	-23.7	33.8	-6.4	67.1	29.9	19.6	32.8	-52.6	-50.1	-41.4	20.5	-42.1	29.1
22112	Pembuatan bunga tayar yang boleh ditukar ganti dan tayar celup	-8.2	2.4	53.2	-26.7	-35.5	9.8	-8.9	6.0	22.9	-5.9	29.9	-10.0	31.2	-8.0
22191 & 22193	Pembuatan produk lain daripada getah asli atau sintetik, tidak divulkan, divulkan atau dikeraskan Pengilangan semula getah dan prosesan susu getah	-9.6	-7.6	22.5	-2.4	-28.6	-22.8	-28.3	-6.6	13.9	-2.7	-8.6	-20.4	-15.4	-25.9
22192	Pembuatan sarung tangan getah	47.9	-28.3	119.6	103.3	24.7	-17.7	-32.8	-37.9	-23.9	-8.3	-8.4	-34.8	-7.4	-31.3
22199	Pembuatan produk getah lain yang t.t.t.l.	23.8	-4.3	59.5	46.3	1.6	4.3	-10.6	-6.0	4.7	-4.5	-10.6	-9.0	-12.1	-10.3
222	Pembuatan produk plastik	21.0	5.4	18.7	31.5	18.0	16.6	6.7	6.6	6.9	1.7	-3.3	7.0	-1.9	8.1
22201 & 22202	Pembuatan produk plastik separa siap Pembuatan produk plastik siap	20.9	-5.4	26.7	27.6	18.5	11.8	-6.1	-3.7	-4.3	-7.7	-3.2	-5.3	-4.1	-5.2
22203	Pembuatan artikel plastik untuk pembungkusan barangan	28.3	29.4	24.9	33.3	26.9	28.2	20.9	38.0	32.7	25.5	5.4	27.7	3.4	19.8
22204	Pembuatan barangan plastik jurubina	60.0	19.5	24.4	83.2	68.8	65.8	37.6	27.0	13.1	6.6	27.9	34.4	32.0	45.2
22205	Pembuatan pinggan mangkuk, peralatan dapur dan barangan tandas daripada plastik	52.6	51.1	39.3	70.1	37.0	65.6	69.0	59.5	57.2	27.3	8.5	68.1	12.5	67.7
22209	Pembuatan pelbagai produk plastik t.t.t.l.	6.9	-19.4	4.4	23.8	2.8	-1.4	-8.8	-24.2	-22.2	-22.3	-21.5	-14.1	-16.6	-5.8
231 (23101 & 23102 & 23109)	Pembuatan kaca dan produk kaca	-12.1	4.8	-23.7	86.1	-32.0	-23.0	-14.2	1.0	45.0	7.0	-4.8	-11.0	-4.2	-22.5

2022															2023					Group Description/Period
Feb.	Mar.	Apr.	Mei	Jun	Jul.	Ogo.	Sep.	Okt.	Nov.	Dis.	Jan.	Feb.	Mar.	Apr.	Mei					
11.8	15.4	14.4	24.3	39.9	47.3	15.6	11.2	4.9	-2.7	-6.6	-6.4	-2.2	-8.1	-7.1	4.6	Manufacture of products of wood, cork, straw and plaiting materials				
13.8	13.3	14.8	22.3	26.5	42.6	6.5	8.3	4.9	-1.2	-7.8	3.4	2.8	-3.2	0.3	16.2	Manufacture of veneer sheets and plywood				
14.2	26.4	16.4	25.6	32.6	30.6	15.6	6.3	5.2	-4.5	-6.5	-15.8	-5.0	-14.8	-14.2	-2.6	Manufacture of particle board and fibreboard				
1.9	-1.6	2.6	32.4	119.0	91.6	22.3	21.3	2.3	-3.4	-0.8	-5.9	-6.2	-1.9	-5.6	-6.5	Manufacture of builders' carpentry				
8.0	15.1	19.3	20.6	64.2	85.3	53.2	36.1	7.0	-4.5	-7.6	-22.0	-12.9	-17.4	-19.2	-7.9	Other industry				
9.1	6.2	11.5	8.3	11.0	13.8	11.9	10.1	6.9	2.8	8.8	7.0	16.9	9.5	4.3	8.3	Manufacture of paper and paper products				
22.8	18.3	24.2	6.5	9.8	14.6	11.2	10.5	7.6	5.7	7.1	-1.4	8.8	-11.0	-14.2	2.8	Manufacture of pulp, paper and paperboard				
-2.6	-7.5	0.3	0.6	16.5	10.2	7.5	6.3	-1.2	-3.1	5.4	5.2	11.8	6.7	-6.9	-2.1	Manufacture of corrugated paper and paperboard and of containers of paper and paperboard				
-3.1	-6.3	-6.9	8.0	20.3	26.5	28.6	24.6	33.2	29.8	28.6	42.7	21.4	24.8	34.1	2.6	Manufacture of envelopes and letter-card				
20.1	21.3	20.3	21.0	12.3	16.5	16.2	13.6	13.2	1.7	9.8	5.9	19.7	17.2	15.7	15.8	Manufacture of household and personal hygiene paper				
16.1	15.1	28.6	24.1	-3.3	19.3	18.9	18.2	26.4	19.8	18.0	29.4	32.6	23.4	33.7	15.5	Manufacture of gummed or adhesive paper in strips or rolls and labels and wall paper				
0.8	1.1	0.0	1.1	10.8	12.5	12.4	5.6	3.2	4.8	13.1	10.4	34.1	39.2	40.3	46.6	Other industry				
6.8	8.9	9.2	12.7	54.5	33.8	12.7	12.2	8.9	9.4	4.5	3.2	10.2	9.3	2.6	7.6	Printing, service activities related to printing and reproduction of recorded media				
15.4	17.6	13.4	18.7	51.2	26.8	5.2	5.9	3.0	2.9	-5.4	-4.6	1.4	1.3	-1.6	2.9	Printing				
-20.4	-21.0	-5.6	-6.9	69.8	71.0	58.4	48.6	39.3	37.5	49.9	36.7	50.4	50.2	20.3	27.1	Service activities related to printing				
																Reproduction of recorded media				
26.0	35.5	23.2	26.5	59.2	51.8	59.6	60.6	56.0	32.1	25.4	26.0	25.0	14.5	0.6	2.4	Manufacture of refined petroleum products				
2.3	3.4	13.3	12.8	-0.5	-2.3	-1.7	0.1	-5.7	-4.2	-9.6	-7.2	-5.6	-6.6	-6.6	-7.2	Manufacture of basic chemicals, fertilizer and nitrogen compounds, plastics and synthetic rubber in primary forms				
-62.4	-50.6	-33.2	-23.2	-29.7	-30.6	12.6	89.6	86.5	87.6	51.4	49.6	65.2	64.5	-15.6	-25.5	Manufacture of liquefied or compressed inorganic industrial or medical gases				
																Manufacture of basic organic chemicals				
3.0	2.3	15.0	13.0	-0.5	-2.7	-5.1	0.1	-2.8	-5.0	-7.9	-8.2	-7.0	-7.4	-1.8	-14.5	Manufacture of inorganic compounds				
																Manufacture of fertilizers				
31.2	32.6	18.4	26.4	23.0	36.8	35.8	27.7	-11.4	-10.3	-13.8	-14.5	-14.7	-16.1	-15.9	-6.0	Manufacture of associated nitrogen products				
-2.7	-2.1	9.0	6.6	-9.6	-13.7	-14.0	-18.6	-23.5	-15.5	-22.1	-10.3	-7.9	-8.9	-11.3	4.7	Manufacture of plastics in primary forms				
54.7	51.9	55.0	61.9	65.2	59.1	54.0	52.6	76.5	61.7	36.7	6.8	10.0	8.8	-2.9	0.5	Other industry				
32.9	24.6	30.8	28.3	37.8	47.9	42.8	25.4	20.3	27.0	27.0	21.6	19.3	23.1	10.3	30.9	Manufacture of other chemical products and man-made fibres				
60.3	60.9	55.6	51.2	46.8	36.5	50.7	51.2	38.6	60.5	61.2	24.1	16.7	16.2	16.5	35.0	Manufacture of pesticides and other agrochemical products				
72.4	33.6	28.5	34.8	66.0	109.1	43.5	6.2	-3.5	7.8	8.3	8.4	14.7	34.0	20.5	43.4	Manufacture of paints, varnishes and similar coatings ink and mastics				
21.3	15.6	12.7	18.1	16.3	12.6	19.6	19.5	11.2	11.8	12.3	-1.0	-0.6	-0.9	-10.4	1.6	Manufacture of printing ink				
																Manufacture of soap and detergents, cleaning and polishing preparations				
18.8	19.0	39.9	28.2	36.0	46.9	46.7	26.8	31.8	31.2	25.4	23.4	23.7	22.0	4.3	35.5	Manufacture of perfumes and toilet preparations				
																Manufacture of photographic plates, films, sensitized paper and other sensitized unexposed materials				
10.7	11.9	16.5	15.2	14.4	19.3	35.6	43.1	29.1	34.0	42.8	40.1	22.3	15.7	5.1	12.7	Manufacture of writing and drawing ink				
																Manufacture of other chemical products n.e.c.				
3.7	-3.6	-9.8	13.6	13.8	-1.2	38.2	25.3	35.8	43.0	40.1	43.7	30.1	40.3	33.3	-9.7	Other industry				
9.1	9.6	15.4	8.3	8.5	15.9	11.7	8.9	7.4	6.7	7.2	6.9	15.8	13.6	7.7	9.1	Manufacture of pharmaceuticals, medicinal chemical and botanical products				
																Manufacture of medicinal active substances to be used for their pharmacological properties in the manufacture of medicaments				
10.3	12.3	15.6	5.2	4.8	13.2	11.8	7.7	8.1	4.3	5.6	4.6	13.9	10.9	7.1	8.3	Other industry				
3.2	-2.8	14.6	26.9	30.9	31.1	11.0	14.8	4.2	17.3	14.1	18.9	25.5	28.0	11.2	12.9	Other industry				
-26.0	-30.8	-30.5	-30.7	-30.8	-30.5	-14.6	-13.9	-11.0	-11.5	-10.6	-11.7	-10.7	-10.1	-14.2	-7.1	Manufacture of rubber products				
15.6	15.1	21.7	21.9	62.5	-66.4	-32.2	-36.0	-60.2	-42.8	-42.4	-40.7	-41.6	-42.0	-49.9	-34.9	Manufacture of rubber tyres for vehicles				
-9.3	-9.5	-12.7	-10.2	60.1	52.7	13.4	10.0	-10.4	-14.0	9.9	9.2	42.0	39.8	26.3	40.4	Manufacture of interchangeable tyre treads and retreading rubber tyres				
																Manufacture of other products of natural or synthetic rubber, unvulcanized, vulcanized or hardened				
-28.5	-30.1	-3.4	-11.9	-4.9	17.5	23.1	1.5	-1.9	-3.3	-2.7	-7.0	-10.9	-7.9	-30.4	-16.4	Rubber remilling and latex processing				
-30.5	-35.2	-37.8	-36.5	-39.4	-32.0	-20.3	-16.3	-5.3	-9.9	-9.7	-9.6	-7.9	-7.8	-8.3	-4.0	Manufacture of rubber gloves				
-13.7	-8.0	-4.6	-9.0	-4.7	5.3	5.4	3.5	-4.5	-6.5	-2.5	-9.6	-8.9	-12.9	-19.3	-8.6	Manufacture of other rubber products n.e.c.				
6.2	5.9	10.5	4.4	4.6	8.5	5.6	6.6	2.4	2.2	0.7	-6.3	-2.3	-1.4	-7.1	8.1	Manufacture of plastics products				
																Manufacture of semi-manufactures of plastic products				
-6.6	-6.4	-4.2	-4.2	-2.6	-3.6	-3.9	-5.4	-7.1	-8.6	-7.4	-7.7	-0.8	-1.1	-10.0	-0.4	Manufacture of finished plastic products				
22.6	20.3	35.3	39.4	39.5	29.8	30.2	38.6	28.8	24.1	23.8	2.6	5.8	7.9	-3.5	5.3	Manufacture of plastic articles for the packing of goods				
39.6	30.2	28.6	32.4	20.6	19.2	17.9	3.6	3.5	6.3	9.9	-0.1	42.9	41.2	33.4	41.3	Manufacture of builders' plastics ware				
68.7	70.3	68.9	65.0	45.3	106.3	39.6	40.6	28.6	39.3	15.6	5.6	10.0	9.9	12.3	23.5	Manufacture of plastic tableware, kitchenware and toilet articles				
-9.7	-10.6	-10.8	-32.5	-30.5	-22.5	-21.7	-22.5	-24.3	-21.5	-21.1	-20.9	-21.7	-21.9	-22.3	10.5	Manufacture of diverse plastic products n.e.c.				
-9.9	-9.8	-7.7	-2.5	18.8	67.3	66.1	10.2	8.2	4.4	8.6	2.1	-10.1	-5.8	-3.7	-3.0	Manufacture of glass and glass products				

Jadual Table **1.4b** : Nilai Jualan Sektor Pembuatan Mengikut Kumpulan: Perubahan Peratusan Tahunan
 : Sales Value of Manufacturing Sector by Group: Annual Percentage Change

Kod Kumpulan Group code	Keterangan Kumpulan/Tempoh	2021		2021				2022				2022		2023	
		2021	2022	Q1	Q2	Q3	Q4	Q1	Q2	Q3	Q4	Q1	(Jan. - Mei)	(Jan. - Mei)	Jan.
239	Pembuatan pengeluaran galian bukan logam t.t.t.l.	9.6	16.7	7.6	64.1	-14.9	6.1	10.3	23.6	32.2	5.9	8.4	11.9	8.3	9.3
23911	Pembuatan mortar refraktori dan konkrit &	7.0	6.1	21.4	69.9	-40.0	1.3	-6.5	2.9	68.2	-7.2	-7.5	-8.4	1.3	-6.9
23921	Pembuatan seramik bukan refraktori														
23930	Pembuatan produk porselin dan seramik lain	35.1	8.2	27.1	66.8	25.3	29.4	7.4	16.8	15.8	-5.1	-2.8	8.1	-7.0	7.6
23941	Pembuatan simen hidrolik	5.7	22.1	15.7	80.0	-32.2	-1.1	6.0	23.3	57.1	14.9	22.2	7.9	19.0	1.3
23951	Pembuatan konkrit dan mortar siap bancuh dan banchuan kering	12.2	23.8	-17.1	83.9	1.5	25.4	24.6	40.6	34.1	4.1	13.3	27.2	11.6	24.6
23952 & 23953 & 23959	Pembuatan konkrit pratuangan, simen atau artikel batu buatan yang digunakan dalam pembinaan; Pembuatan komponen struktur pasang siap untuk bangunan atau kejuruteraan awam dari simen, batu atau konkrit buatan Pembuatan artikel konkrit, simen dan plaster lain t.t.t.l.	6.0	10.0	8.1	46.8	-13.6	-0.3	8.2	17.5	16.7	0.4	0.7	9.8	1.9	9.6
23990	Pembuatan produk mineral bukan logam lain t.t.t.l. Industri lain	27.1	21.8	27.7	78.1	12.5	11.4	15.0	28.8	25.0	20.0	8.3	16.5	6.8	9.6
		11.6	24.9	18.3	35.9	-20.9	23.6	21.1	38.6	44.8	4.7	5.4	23.1	9.0	25.2
241 (24101 & 24102 & 24103 & 24104 & 24109)	Pembuatan besi dan keluli asas	9.0	9.6	-4.2	56.4	-7.2	14.5	14.4	17.5	9.4	0.5	7.0	13.4	5.7	12.4
242 (24201 & 24202 & 24209)	Pembuatan logam asas berharga dan logam bukan ferus lain	7.0	8.8	6.8	47.0	-13.6	5.2	5.7	15.0	13.1	4.2	2.6	7.7	3.1	6.3
243	Pengacuan logam	2.0	20.6	-20.5	44.5	-18.8	23.8	20.8	24.6	30.0	10.1	6.3	15.9	4.0	16.4
251 & 252	Pembuatan produk struktur logam, tangki, takungan, penjana wap, senjata dan peluru	10.5	17.0	-0.6	41.6	-0.8	11.9	16.5	22.8	25.3	6.4	7.1	13.9	11.2	18.1
25113 & 25119	Pembuatan pintu, tingkap dan bingkai, penutup tingkap dan pintu pagar daripada logam Pembuatan produk struktur logam lain	9.5	16.9	-0.7	40.7	0.5	8.6	19.0	25.2	19.3	6.2	4.3	15.0	10.4	20.7
25120	Pembuatan tangki, takungan dan kontena daripada logam Industri lain	18.3	18.4	3.4	49.5	1.4	26.2	12.4	19.7	41.3	6.5	14.3	13.8	13.0	14.3
		-20.9	7.6	-23.6	4.7	-35.3	-22.0	-6.5	-1.2	33.6	10.8	16.9	-8.6	18.9	-11.0
259	Pembuatan lain-lain produk yang direka daripada logam; aktiviti perkhidmatan kerja logam	4.2	10.4	0.1	29.3	-15.4	8.3	1.7	15.5	27.7	1.8	5.7	3.0	3.6	2.0
25910	Tempaan, tekanan, hentakan dan bentuk gelekkan logam; serbuk metalurgi	17.2	24.0	-14.6	57.6	20.4	29.7	16.3	24.0	43.7	15.7	7.9	15.3	7.5	11.6
25920	Rawatan dan penyalutan logam; menggunakan mesin	35.6	21.8	32.4	58.5	6.8	50.0	4.4	26.6	45.7	17.7	33.9	8.5	25.3	11.0
25991	Pembuatan tin untuk produk makanan dan minuman, tiub dan kotak boleh dilipat	-10.9	-2.5	-16.7	-8.5	-14.7	-2.9	-1.0	0.2	4.3	-12.1	-6.9	-1.5	-3.0	-0.3
25992 & 25993	Pembuatan kabel, plaited bands (jalur/pita berpintal) dan artikel seumpamanya daripada logam Pembuatan bolt, skru, nat dan produk uliran seumpamanya	0.6	2.7	7.9	38.6	-31.4	0.3	-4.9	17.4	21.7	-13.4	-9.9	-1.7	-11.2	-4.4
25994	Pembuatan barangan rumah daripada logam	51.7	7.7	13.2	156.2	43.5	42.3	2.0	-7.8	20.8	19.6	17.4	-11.4	18.5	27.7
25999	Pembuatan produk lain yang direka daripada logam t.t.t.l. Industri lain	5.5	21.0	1.5	32.9	-14.4	6.6	5.3	17.1	43.1	22.4	28.0	4.8	18.4	3.7
		26.7	21.7	17.5	37.1	18.8	34.0	30.3	11.1	22.0	24.2	39.4	18.9	42.0	37.5
261	Pembuatan komponen dan papan elektronik	19.2	28.9	13.8	25.6	15.9	22.7	23.1	36.7	31.8	25.0	16.5	27.5	13.0	9.7
26101 & 26102	Pembuatan diod, transistor dan alatan semikonduktor yang seumpamanya Pembuatan litar elektronik bersepadu dengan pemasangan mikro	16.6	34.0	10.5	22.4	12.3	21.9	34.3	43.3	37.7	23.4	5.7	37.5	2.0	14.8
26103 & 26104 & 26105	Pembuatan kapasitor dan perintang elektrik Pembuatan papan litar bercetak Pembuatan komponen paparan	23.0	21.4	16.9	30.2	22.2	24.2	6.5	27.3	23.7	27.6	36.1	13.0	31.5	-0.3
26109	Pembuatan komponen lain untuk aplikasi elektronik	22.1	29.8	45.2	31.0	4.8	18.5	28.3	32.4	33.6	25.6	15.8	29.7	21.2	34.2
262 (26201 & 26202)	Pembuatan komputer dan kelengkapan peranti	4.5	8.0	7.9	48.5	-27.3	2.7	11.5	10.6	15.8	-4.0	-2.6	11.9	-1.2	17.3
263/ 26300	Pembuatan peralatan komunikasi	-15.5	0.3	1.1	-13.1	-34.6	-12.0	-12.4	4.9	11.6	0.9	10.8	-6.1	26.0	-23.5
264/ 26400	Pembuatan peralatan elektronik pengguna	8.3	11.0	10.0	53.1	-20.8	14.2	14.5	16.6	26.6	-8.1	-9.3	15.8	-8.0	13.9
265	Pembuatan kelengkapan mengukur, menguji, memandu arah dan kawalan; jam tangan dan jam	8.0	30.3	14.7	-0.2	-6.5	25.0	34.9	37.4	37.7	16.2	2.9	32.5	3.6	37.9
26511 & 26512	Pembuatan kelengkapan mengukur, menguji, memandu arah dan kawalan Pembuatan kelengkapan kawalan proses perindustrian	5.0	31.7	12.8	-5.1	-8.3	21.7	37.6	37.2	37.3	19.0	4.0	33.8	5.8	39.4
26520	Pembuatan jam tangan dan jam dan bahagiannya	33.7	20.9	29.4	49.0	9.6	50.4	16.4	38.8	40.9	-1.6	-6.6	24.1	-12.6	25.4
266/ 26600	Pembuatan peralatan penyinaran, perubatan elektro dan elektroterapeutik	24.7	-34.3	27.8	58.4	28.5	-9.8	-49.3	-39.4	-36.7	-3.4	27.8	-44.0	13.3	-55.6

2022					2023					Group Description/Period										
Feb.	Mac	Apr.	Mei	Jun	Jul.	Ogo.	Sep.	Okt.	Nov.	Dis.	Jan.	Feb.	Mac	Apr.	Mei					
10.3	11.4	16.1	13.1	47.1	44.4	31.2	22.9	7.6	5.3	5.0	3.8	12.3	9.3	5.7	10.6	Manufacture of non-metallic mineral products n.e.c.				
																<i>Manufacture of refractory mortars and concretes</i>				
-6.1	-6.4	-6.9	-17.5	47.7	137.5	56.2	39.8	-5.0	-7.4	-8.7	-13.3	-3.7	-5.3	11.4	28.6	<i>Manufacture of non-refractory ceramic</i>				
																<i>Manufacture of other porcelain and ceramic products</i>				
7.4	7.1	8.5	10.0	35.0	42.2	12.8	-1.5	-5.3	-6.3	-3.7	2.5	-2.5	-8.6	-13.6	-12.2	<i>Manufacture of hydraulic cement</i>				
7.3	9.4	11.5	10.5	60.3	59.5	58.6	53.3	19.6	13.4	12.5	25.3	21.7	19.8	13.7	14.2	<i>Manufacture of ready-mix and dry-mix concrete and mortars</i>				
24.2	24.9	29.6	34.1	62.3	60.2	38.4	12.3	2.2	1.2	8.6	8.1	18.7	13.5	8.6	8.9	<i>Manufacture of precast concrete, cement or artificial stone articles for use in construction</i>				
																<i>Manufacture of prefabricated structural components for building or civil engineering of cement, concrete or artificial stone</i>				
6.7	8.2	16.7	7.8	30.0	23.1	14.3	13.3	4.4	0.3	-2.8	-7.9	6.1	4.8	-0.9	9.4	<i>Manufacture of other articles of concrete, cement and plaster n.e.c.</i>				
																<i>Manufacture of other non-metallic mineral products n.e.c.</i>				
18.1	17.6	22.5	15.5	51.7	35.4	22.6	17.4	12.3	23.5	24.1	3.5	15.7	5.9	3.2	5.6	<i>Other industry</i>				
20.3	18.2	11.5	47.2	73.8	79.7	37.9	28.6	5.4	7.1	1.8	3.6	5.6	6.9	15.3	15.3					
13.9	17.1	8.9	15.2	34.2	30.9	9.2	-0.8	-0.4	2.0	-0.1	-3.9	12.6	13.5	2.1	5.1	Manufacture of basic iron and steel				
																Manufacture of basic precious and other non-ferrous metals				
4.9	6.0	11.9	10.5	25.6	38.5	4.5	6.3	6.5	2.3	3.8	1.9	1.9	3.9	1.8	6.5	Manufacture of basic precious and other non-ferrous metals				
																Casting of metals				
20.9	25.2	9.2	10.4	76.6	51.5	26.8	19.6	12.2	12.6	6.0	7.6	9.0	2.5	-1.5	3.6	Manufacture of structural metal products, tanks, reservoirs, steam generators, weapons and ammunition				
17.1	14.2	8.3	11.5	58.0	51.2	23.8	7.6	4.8	5.3	9.0	1.9	7.1	12.9	17.5	18.9	<i>Manufacture of metal doors, windows and their frames, shutters and gates</i>				
																<i>Manufacture of other structural metal products</i>				
18.8	17.1	5.2	12.2	77.7	42.1	21.3	1.0	3.6	5.1	9.6	-2.9	8.3	8.8	20.5	21.2	<i>Manufacture of tanks, reservoirs and containers of metal</i>				
13.2	9.6	19.3	12.3	27.4	80.1	26.9	27.8	6.8	6.1	6.7	16.3	2.3	24.5	9.8	12.3	<i>Other industry</i>				
8.0	-13.0	-13.3	-10.6	26.9	39.6	55.9	8.5	15.2	1.4	16.3	10.5	19.9	21.2	21.0	23.7	Manufacture of other fabricated metal products; metal working service activities				
0.8	2.4	4.6	4.9	48.2	47.6	31.9	9.7	3.6	0.3	1.5	3.3	10.8	3.1	-2.9	4.2	<i>Forging, pressing, stamping and roll-forming of metal; powder metallurgy</i>				
20.8	17.0	16.6	11.2	50.1	49.3	52.4	31.7	25.3	13.8	8.9	8.8	9.1	6.0	5.4	8.3	<i>Treatment and coating of metals; machining</i>				
-0.9	3.5	11.3	19.8	57.4	80.9	30.6	34.2	15.3	10.3	27.3	44.5	48.1	10.9	9.4	16.3	<i>Manufacture of tins and cans for food products, collapsible tubes and boxes</i>				
-1.2	-1.6	-1.2	-3.3	5.1	17.7	8.3	-9.0	-9.2	-13.8	-13.1	-13.6	-3.1	-3.3	-3.5	11.6	<i>Manufacture of metal cable, plaited bands and similar articles</i>				
-8.2	-2.2	6.6	0.5	70.5	57.0	26.6	-4.9	-11.6	-14.9	-13.6	-13.5	-4.0	-12.0	-15.6	-10.5	<i>Manufacture of bolts, screws, nuts and similar threaded products</i>				
15.2	-20.6	-28.8	-23.3	75.4	21.3	21.1	19.8	24.0	15.6	19.4	20.1	27.2	6.7	22.8	17.5	<i>Manufacture of metal household articles</i>				
7.1	5.2	-1.2	12.1	62.3	53.7	54.3	26.3	21.2	23.7	22.3	26.5	29.7	27.8	2.3	12.2	<i>Manufacture of any other fabricated metal products n.e.c.</i>				
43.5	14.3	6.4	3.0	27.6	23.9	20.8	21.4	18.6	26.8	27.0	23.0	55.6	43.4	41.2	51.3	<i>Other industry</i>				
21.5	37.5	31.0	39.3	39.7	28.3	33.7	32.9	30.7	30.7	14.5	13.8	18.4	16.8	9.5	5.7	Manufacture of electronic components and boards				
																<i>Manufacture of diodes, transistors and similar semiconductor devices</i>				
35.5	52.8	41.7	44.1	44.1	28.0	42.3	42.2	30.0	23.4	17.0	6.3	4.8	6.0	-6.3	-1.4	<i>Manufacture of electronic integrated circuits micro assemblies</i>				
																<i>Manufacture of electrical capacitors and resistors</i>				
2.5	16.7	15.3	32.9	33.6	28.3	22.5	21.4	30.8	42.6	11.5	28.5	42.6	36.1	36.4	14.7	<i>Manufacture of printed circuit boards</i>				
																<i>Manufacture of display components</i>				
21.0	29.4	30.5	32.9	33.6	35.1	32.1	33.8	43.2	27.9	7.0	3.9	21.3	22.3	28.9	29.1	<i>Manufacture of other components for electronic applications</i>				
17.1	1.2	16.9	6.7	6.8	6.5	22.3	20.8	-7.3	-1.3	-3.0	-3.4	-2.3	-2.0	-7.7	12.3	Manufacture of computers and peripheral equipment				
-15.6	2.3	2.8	11.8	1.4	-1.7	16.9	17.5	-2.3	-2.5	7.4	6.2	12.3	13.2	51.6	52.6	Manufacture of communication equipment				
4.9	24.6	25.1	10.8	13.5	74.5	12.6	13.8	-8.5	-5.3	-10.8	-16.7	-5.6	-5.5	-14.2	3.7	Manufacture of consumer electronics				
31.4	34.3	24.1	32.7	53.9	55.8	36.1	25.9	26.3	27.0	-0.1	-10.5	12.1	11.9	2.9	6.8	Manufacture of measuring, testing, navigating and control equipment; watches and clocks				
																<i>Manufacture of measuring, testing, navigating and control equipment</i>				
35.0	37.6	22.4	31.7	55.7	56.4	33.5	27.0	29.9	32.9	0.8	-10.7	14.4	14.1	7.6	10.9	<i>Manufacture of industrial process control equipment</i>				
10.2	13.2	34.4	39.1	42.6	52.3	57.6	18.3	5.3	-3.3	-6.7	-8.5	-5.4	-5.5	-23.6	-18.2	<i>Manufacture of watches and clocks and parts</i>				
-46.2	-45.3	-28.3	-43.6	-44.6	-44.9	-19.6	-42.5	-43.2	60.4	27.6	25.8	26.5	30.8	-15.7	10.1	Manufacture of irradiation, electromedical and electrotherapeutic equipment				

Jadual Table **1.4b** : Nilai Jualan Sektor Pembuatan Mengikut Kumpulan: Perubahan Peratusan Tahunan
 : Sales Value of Manufacturing Sector by Group: Annual Percentage Change

Kod Kumpulan Group code	Keterangan Kumpulan/Tempoh	2021		2021				2022				2022		2023	
		2021	2022	Q1	Q2	Q3	Q4	Q1	Q2	Q3	Q4	Q1	(Jan. - Mei)	(Jan. - Mei)	Jan.
267 (26701 & 26702) & 268 (26800)	Pembuatan peralatan optikal, kelengkapan fotografi, media magnetik dan optikal	18.7	33.7	24.3	34.6	-12.6	35.9	33.7	36.2	67.7	9.5	26.0	32.7	27.8	22.9
271	Pembuatan motor elektrik, penjana, transformer dan perkakasan pengagihan dan pengawalan elektrik	21.4	33.3	9.3	47.5	6.7	28.4	37.9	36.0	43.8	18.6	9.0	36.4	7.6	30.5
27101	Pembuatan motor elektrik, penjana dan transformer	13.1	17.2	16.4	30.4	-1.6	13.2	25.6	27.1	19.3	0.4	-9.8	26.6	-13.3	25.7
27102	Pembuatan perkakasan pengagihan dan pengawalan elektrik	26.7	42.5	5.6	59.5	12.3	38.5	45.1	41.1	58.5	28.5	18.6	41.9	18.3	33.3
272/ 27200	Pembuatan bateri dan akumulator	-3.7	33.6	-6.2	-13.2	-2.1	7.3	25.8	12.8	33.6	58.0	29.0	20.3	30.8	13.4
273	Pembuatan pendawaian dan peranti pendawaian	26.2	0.0	8.5	79.1	15.4	21.2	12.3	6.0	1.3	-16.1	-9.5	10.6	-11.3	13.5
27310	Pembuatan kabel gantian optikal	35.4	14.9	6.4	31.6	40.2	61.7	33.9	48.7	2.5	-8.1	23.6	40.1	23.8	22.6
27320	Pembuatan wayar dan kabel elektronik dan elektrik lain	24.2	0.1	7.9	77.3	12.5	18.8	11.0	5.4	2.7	-15.4	-9.3	9.5	-11.5	12.5
27330	Pembuatan alatan pendawaian pembawa dan bukan pembawa arus untuk litar elektrik (tanpa mengira jenis bahan)	54.9	-7.4	19.7	135.2	51.0	43.6	22.1	-1.1	-16.0	-28.9	-25.6	14.2	-24.8	25.4
274/ 27400	Pembuatan kelengkapan pencahayaan elektrik	-2.8	27.1	30.5	-7.1	-29.0	15.1	28.5	28.0	38.7	15.4	9.3	26.6	6.7	12.3
275/ 27500	Pembuatan perkakasan domestik	9.5	8.7	-5.2	49.7	-4.7	13.3	7.6	12.3	17.8	-1.4	2.8	9.6	3.2	14.2
279/ 27900	Pembuatan kelengkapan elektrik lain	17.7	4.0	20.5	34.1	3.5	17.8	16.7	-2.9	3.7	0.7	10.3	8.3	16.8	8.9
281 & 282	Pembuatan jentera kegunaan umum dan kegunaan khas	16.2	6.9	5.7	35.1	6.8	19.1	9.3	4.6	7.7	6.3	4.9	7.2	3.0	16.6
28120	Pembuatan alat-alat kuasa bendalir &	25.9	2.4	-10.8	87.7	19.8	32.5	-14.7	-1.4	23.3	1.5	12.7	-11.2	-2.9	37.3
28130	Pembuatan pam, pemampat, kepala paip dan injap lain														
28180	Pembuatan alatan tangan yang menggunakan kuasa dilengkapkan dengan motor elektrik atau bukan motor elektrik atau pneumatik	27.7	1.0	22.4	44.3	15.7	29.6	-3.3	-1.4	3.4	5.1	6.5	-2.2	-0.2	-1.7
28220	Pembuatan jentera pembentukan logam dan alatan mesin														
28192	Pembuatan mesin penyaman udara, termasuk untuk kenderaan bermotor	17.8	-6.1	24.8	30.4	0.0	20.1	10.9	3.2	-12.6	-23.6	-21.7	9.2	-18.3	8.7
28290	Pembuatan lain-lain mesin bertujuan khas t.t.t.l. Industri lain	-11.4	37.9	-30.1	-3.0	-7.6	-3.8	28.5	15.6	45.6	61.4	36.7	22.4	31.3	41.1
291 (29101 & 29102)	Pembuatan kenderaan bermotor	5.8	12.7	18.0	74.3	-29.9	7.0	5.8	21.0	22.1	7.0	25.1	6.1	16.8	9.7
292/ 29200	Pembuatan kerangka (coachwork) untuk kenderaan bermotor; pembuatan treler dan semi treler	19.7	17.6	50.8	29.3	-26.0	44.1	29.7	19.2	20.6	5.1	5.8	23.5	0.9	27.4
293/ 29300	Pembuatan alat ganti dan aksesori untuk kenderaan bermotor	5.4	17.9	24.0	31.4	-22.9	1.8	2.7	19.1	46.2	9.8	14.1	4.8	12.3	3.5
301 (30110 & 30120)	Pembinaan kapal dan bot	50.7	0.9	12.7	353.5	44.1	26.6	7.2	2.6	-3.9	-1.3	26.2	5.6	31.6	10.4
302, 303, 304 & 309	Pembuatan lokomotif keretapi, rolling stock, kapal angkasa dan udara, jentera berkaitan, kenderaan tempur ketenteraan, dan kelengkapan pengangkutan t.t.t.l.	-5.9	17.1	-6.1	11.3	-25.1	-0.7	0.4	19.3	38.5	16.9	-3.7	5.0	-5.9	-0.9
30910	Pembuatan motosikal	-13.2	26.3	-41.4	76.1	-18.3	-5.9	-11.4	21.2	69.4	44.1	11.7	-3.2	2.7	-11.2
30920	Pembuatan basikal dan invalid carriages Industri lain	3.4	24.3	71.1	10.1	-28.4	-6.5	2.3	40.1	46.5	17.3	-6.5	7.3	-10.4	-5.7
310	Pembuatan perabot	-5.7	9.8	5.1	33.7	-39.0	-2.9	6.7	18.9	29.4	-5.2	-5.7	9.4	-3.9	8.0
31001	Pembuatan perabot kayu dan rotan Industri lain	-21.9	1.0	-4.0	19.1	-54.3	-27.5	-11.9	2.7	35.4	-4.4	-9.5	-9.9	-5.2	-9.6
321 (32110 & 32120)	Pembuatan barang kemas, bijouterie dan artikel berkaitan	1.9	25.5	1.8	132.8	-52.2	-6.7	-8.1	19.0	133.9	16.8	6.4	-4.5	-0.3	-7.9
322, 325 & 329	Pembuatan instrumen muzik, peralatan dan bekalan perubatan dan pergigian dan pembuatan lain t.t.t.l.	7.0	10.7	2.7	14.3	-2.0	14.2	13.1	13.6	17.0	0.1	4.3	11.9	10.5	15.0
32901	Pembuatan alat tulis Industri lain	12.7	9.5	16.0	35.3	-4.2	7.3	-4.0	1.0	37.2	7.7	14.6	-4.4	14.5	0.3
323/ 32300	Pembuatan barangan sukan	-26.7	5.4	2.4	-22.5	-51.8	-26.6	-1.4	-12.0	30.1	15.5	16.6	-7.7	24.2	1.2
324/ 32400	Pembuatan permainan dan mainan	3.8	2.6	-14.2	47.8	-17.8	16.0	27.9	16.7	-3.4	-23.8	-28.1	17.9	-20.2	48.7
331 & 332	Pembaikan pemasangan produk logam, jentera, kelengkapan dan pemasangan jentera perindustrian dan kelengkapan	0.0	7.9	0.6	29.8	-24.8	8.3	6.1	10.1	10.2	6.2	7.4	7.3	8.7	9.6
33150	Pembaikan dan penyelenggaraan kelengkapan pengangkutan kecuali motosikal dan basikal Industri lain	6.2	17.8	68.0	13.0	-29.6	8.4	13.1	24.6	22.4	13.9	10.2	17.1	10.2	7.1
		-2.8	2.8	-16.1	39.8	-22.0	8.3	2.6	3.1	3.7	2.1	5.9	2.4	7.8	10.9
	Jumlah Pembuatan	15.5	15.8	8.5	33.9	6.4	16.5	12.8	17.4	22.5	11.1	8.2	13.5	5.1	13.1

																(%)
2022						2023										Group Description/Period
Feb.	Mar.	Apr.	Mei	Jun	Jul.	Ogo.	Sep.	Okt.	Nov.	Dis.	Jan.	Feb.	Mar.	Apr.	Mei	
25.0	54.7	29.2	33.4	44.3	110.9	76.3	32.8	-4.9	22.3	12.9	21.8	28.7	27.5	23.0	38.7	Manufacture of optical instruments, photographic equipment, magnetic and optical media
41.3	42.2	34.7	33.7	39.5	60.9	40.6	33.2	24.3	23.9	8.5	14.3	10.5	3.1	-1.6	13.7	Manufacture of electric motors, generators, transformers and electricity distribution and control apparatus
23.2	27.6	29.4	26.3	25.4	27.7	16.5	14.2	4.1	15.9	-16.1	-7.6	-3.4	-17.4	-25.1	-9.8	Manufacture of electric motors, generators and transformers
52.0	50.6	37.8	37.6	47.7	84.3	54.6	43.4	35.2	28.0	22.7	26.5	17.1	13.2	11.2	25.3	Manufacture of electricity distribution and control apparatus
34.2	33.7	3.7	22.9	12.6	25.6	17.0	59.9	64.0	36.0	76.2	34.6	33.5	18.9	39.8	27.6	Manufacture of batteries and accumulators
11.9	11.4	13.6	2.6	1.6	5.3	4.3	-5.2	-16.1	-16.8	-15.4	-13.1	-5.5	-9.5	-19.0	-8.2	Manufacture of wiring and wiring devices
41.1	39.3	49.9	48.8	47.2	9.5	19.6	-20.0	-22.7	5.4	-5.6	29.5	20.3	21.3	8.1	42.7	Manufacture of fibre optic cables
10.5	9.9	13.2	1.4	1.5	7.1	5.4	-3.9	-14.6	-15.8	-15.9	-13.2	-5.4	-9.1	-19.2	-9.5	Manufacture of other electronic and electric wires and cables
21.3	19.8	5.6	2.5	-9.9	-16.1	-15.2	-16.6	-32.4	-37.5	-13.7	-29.3	-19.8	-27.2	-30.2	-16.4	Manufacture of current-carrying and non current-carrying wiring devices for electrical circuits regardless of material
38.8	35.6	13.5	35.9	36.2	69.8	34.9	22.9	-14.2	33.0	41.8	19.2	12.1	-1.0	-1.2	6.8	Manufacture of electric lighting equipment
-3.7	12.3	13.4	11.6	11.8	15.4	19.9	17.8	2.9	-2.3	-4.5	-9.3	11.8	7.8	-1.9	9.9	Manufacture of domestic appliances
21.8	20.2	-3.5	-2.7	-2.6	5.5	4.1	2.0	3.2	2.9	-3.6	10.2	10.8	9.8	19.8	35.4	Manufacture of other electrical equipment
7.3	4.4	4.5	4.4	4.8	18.9	4.1	2.3	2.0	5.0	11.9	2.5	5.7	6.6	-4.2	5.8	Manufacture of general-purpose and special-purpose machinery
-24.5	-34.1	-3.8	-10.6	10.9	74.4	10.8	10.3	5.4	5.0	-6.0	11.5	24.1	2.4	-25.5	-13.2	Manufacture of fluid power equipment
-3.5	-4.8	-0.4	-1.6	-2.2	2.2	4.1	3.8	-5.7	9.9	11.6	5.2	6.1	8.4	-11.6	-4.7	Manufacture of other pumps, compressors, taps and valves
13.5	10.6	8.9	4.8	-3.6	34.5	-25.2	-25.8	-25.1	-30.2	-14.7	-23.6	-22.8	-18.5	-21.2	-4.2	Manufacture of power-driven hand tools with self-contained electric or non-electric motor or pneumatic drives
22.1	23.2	10.8	20.1	16.5	28.6	54.2	54.0	55.2	54.6	73.7	32.8	37.6	39.8	28.7	18.6	Manufacture of metal-forming machinery and machine tools
13.0	8.0	3.4	6.6	12.7	11.1	11.8	2.5	10.6	14.2	10.5	9.0	15.5	13.5	8.8	22.8	Manufacture of air-conditioning machines, including for motor vehicles
6.6	1.1	3.1	10.8	68.0	28.9	29.8	11.5	-7.6	10.5	17.6	23.2	18.7	33.5	-13.4	22.3	Manufacture of other special-purpose machinery n.e.c.
28.2	32.6	13.6	19.8	28.1	28.0	28.9	9.3	0.6	7.8	7.1	8.9	15.5	-3.6	-15.2	6.7	Other industry
1.1	3.5	5.6	10.8	48.6	51.2	45.7	41.8	2.3	13.4	13.7	16.0	17.9	9.4	-1.2	20.9	Manufacture of motor vehicles
4.7	6.5	4.0	1.4	1.8	11.5	-10.1	-9.5	-1.6	-1.9	-0.2	16.1	27.6	34.9	39.8	41.3	Manufacture of bodies (coachwork) for motor vehicles; manufacture of trailers and semi-trailers
2.7	-0.1	7.9	18.0	38.0	50.8	32.1	34.4	30.6	12.2	10.1	-5.4	-1.8	-3.5	-15.8	-1.1	Manufacture of parts and accessories for motor vehicles
-10.7	-12.2	5.9	12.7	58.0	74.0	67.2	67.1	61.2	40.2	35.3	12.1	14.6	8.9	-12.3	-3.6	Building of ships and boats
12.3	3.5	10.3	20.3	157.6	123.3	27.9	25.3	24.3	21.7	6.6	-6.4	8.4	-17.6	-18.2	-12.8	Manufacture of railway locomotives, rolling stock, air and spacecraft, related machinery, military fighting vehicles and transport equipment n.e.c
5.0	3.6	7.7	19.9	0.9	17.6	19.9	26.7	23.1	-2.6	1.4	-12.0	-13.0	-1.0	-16.2	8.2	Manufacture of motorcycles
5.8	6.2	18.8	10.8	30.2	82.8	20.2	11.0	-3.3	-6.0	-6.2	-9.9	-3.3	-3.6	-8.4	8.1	Manufacture of bicycles and invalid carriages
-14.5	-11.6	-2.3	-8.7	25.6	73.5	23.5	23.4	3.5	-5.6	-9.7	-15.2	-3.2	-9.3	-2.6	10.9	Other industry
43.0	40.1	45.6	35.3	35.9	94.3	16.8	0.9	-9.0	-6.4	-2.6	-4.0	-3.4	3.2	-13.4	5.8	Manufacture of furniture
-7.8	-8.6	-8.7	9.3	94.9	253.3	198.9	62.3	21.2	17.5	12.3	4.8	9.5	5.3	-7.8	-7.9	Manufacture of wooden and cane furniture
14.4	10.0	11.0	9.5	21.2	23.4	18.7	9.8	-1.7	2.2	-0.1	1.4	7.4	4.1	11.4	28.9	Other industry
-1.1	-10.0	-5.8	-4.3	15.2	48.6	31.9	31.8	11.6	8.9	3.0	16.9	18.6	8.6	14.3	14.6	Manufacture of jewellery, bijouterie and related articles
19.9	18.3	17.4	15.0	23.5	15.5	14.2	4.4	-5.4	0.3	-1.0	-3.1	4.1	2.7	10.5	33.6	Manufacture of musical instruments, medical and dental instruments and supplies and other manufacturing n.e.c.
1.3	-5.9	-7.7	-24.2	-1.5	47.0	24.1	21.3	29.6	9.9	9.9	17.1	11.2	21.2	32.4	39.6	Manufacture of stationery
48.9	-0.7	7.9	5.8	74.3	-10.5	27.8	-16.7	-25.3	-19.4	-26.7	-28.1	-37.0	-18.9	-21.2	2.2	Other industry
2.4	6.1	9.4	9.0	12.3	10.5	10.3	9.8	6.8	5.1	6.7	3.7	15.4	4.5	9.8	12.4	Manufacture of sports goods
9.5	20.6	23.5	25.4	25.7	28.8	27.5	15.6	16.5	16.1	9.2	9.4	28.5	-0.3	12.6	6.7	Manufacture of games and toys
-0.6	-2.0	2.0	1.7	6.2	2.0	2.4	6.1	1.8	-0.4	5.4	0.8	9.5	7.8	8.1	15.6	Repair of fabricated metal products, machinery and equipment and installation of industrial machinery and equipment
11.2	13.9	13.2	15.7	23.4	23.8	24.4	19.5	12.9	11.8	8.8	6.5	10.3	8.0	-2.0	3.3	Repair and maintenance of transport equipment except motorcycles and bicycles
																Other industry
11.2	13.9	13.2	15.7	23.4	23.8	24.4	19.5	12.9	11.8	8.8	6.5	10.3	8.0	-2.0	3.3	Total Manufacturing

Jadual Table **1.4c** : Nilai Jualan Sektor Pembuatan Mengikut Kumpulan: Perubahan Peratusan Bulanan/Suku Tahunan
 : Sales Value of Manufacturing Sector by Group: Monthly/Quarterly Percentage Change

Kod Kumpulan Group code	Keterangan Kumpulan/Tempoh	2021				2022				2023		
		Q1	Q2	Q3	Q4	Q1	Q2	Q3	Q4	Q1	Jan.	Feb.
101	Pemprosesan dan pengawetan daging	-1.7	0.6	9.6	4.4	0.3	2.1	1.5	3.2	-0.5	4.8	-5.5
102	Pemprosesan dan pengawetan ikan, krustasea dan moluska	2.5	-3.9	-10.4	6.8	-7.1	0.0	-2.0	2.5	0.7	-1.8	-10.6
	10201 Pengetinan ikan, krustasea dan moluska &											
	10202 Pemprosesan dan pengawetan ikan, krustasea dan moluska Industri lain	1.9	-3.5	-11.0	6.3	-7.2	0.4	-2.6	2.2	0.2	-1.8	-10.7
	Industri lain	15.1	-12.7	2.4	17.3	-5.8	-6.6	8.1	6.8	7.4	-2.4	-8.5
103	Pemprosesan dan pengawetan buah-buahan dan sayur - sayuran	8.7	-12.0	-17.3	10.5	6.0	-0.7	2.6	3.5	10.3	13.9	-11.1
	10303 Pengetinan nanas &											
	10304 Pembuatan jem, marmalad dan sajian jeli Industri lain	44.8	-27.4	-8.6	4.3	-7.7	2.7	28.2	5.1	8.4	11.9	-9.9
	Industri lain	1.3	-7.4	-19.4	12.1	9.4	-1.4	-2.8	3.1	10.9	14.3	-11.4
104	Pembuatan minyak dan lemak daripada sayuran dan haiwan	-23.6	47.8	0.1	4.7	-20.8	41.6	-6.5	0.3	-21.1	-13.1	-7.4
	10404 Pembuatan minyak sayuran mentah dan bertapis &											
	10406 Pembuatan sebatian lemak masakan	-1.0	15.4	8.7	-11.8	-2.8	28.7	13.5	-12.0	-4.9	3.1	-12.2
	10405 Pembuatan minyak kelapa Industri lain	-2.9	-29.2	-4.9	38.3	15.7	-3.3	14.2	-3.9	-20.3	9.4	7.3
	Industri lain	-26.3	53.5	-0.8	6.4	-22.8	43.6	-8.9	2.0	-23.1	-14.9	-7.0
105	Pembuatan produk tenusu	1.7	4.4	-0.4	5.3	3.9	3.2	1.8	-1.3	0.2	8.0	-2.6
	10502 Pembuatan susu pekat, tepung dan sejat Industri lain	1.4	5.4	0.0	5.3	4.1	3.7	1.3	-1.0	0.7	8.1	-2.4
	Industri lain	5.0	-6.0	-5.4	4.5	2.0	-4.4	8.2	-6.2	-6.5	7.2	-5.4
106	Pembuatan produk bijian, kanji dan produk berkanji	13.4	10.2	-4.2	8.4	8.8	10.3	-6.1	4.3	1.5	9.3	-0.6
	10611 Pengilangan beras	10.2	33.2	-4.4	8.0	9.9	18.0	-7.3	0.6	2.4	8.2	8.0
	10613 Pengilangan tepung Industri lain	16.2	-4.0	-4.3	8.3	9.1	3.4	-5.1	7.1	1.7	11.4	-7.6
	Industri lain	7.0	-10.7	0.9	15.0	-10.4	3.8	-0.5	19.7	-13.8	-4.8	-10.3
107	Pembuatan produk makanan lain	9.6	-1.8	-1.8	5.6	2.5	4.8	1.3	-0.1	0.9	5.2	-6.0
	10711 Pembuatan biskut dan cookies	-7.3	-7.5	-10.8	44.6	17.9	6.1	-5.8	6.4	-1.0	12.2	-3.9
	10712 Pembuatan roti, kek dan produk bakeri lain	14.9	-0.4	-2.2	-8.6	0.7	13.3	-0.1	-4.9	10.0	6.1	-5.4
	10713 Pembuatan produk snek	-0.6	-1.8	-8.6	24.8	5.5	4.5	-5.4	7.0	-4.6	2.6	-1.7
	10721 Pembuatan gula	15.2	-6.1	2.5	11.3	-7.7	-5.2	-3.6	2.2	-0.6	2.8	-15.9
	10731 Pembuatan produk koko	-1.6	-10.3	-4.7	7.7	1.3	-6.5	4.9	4.5	2.1	11.1	-1.9
	10732 Pembuatan coklat dan produk coklat &											
	10733 Pembuatan konfeksi gula	10.2	3.3	-4.1	3.3	6.3	7.0	-0.3	-3.3	-1.4	7.2	-6.2
	10793 Pembuatan sos dan bahan perasa	8.4	-2.4	-6.6	25.8	-5.2	-4.9	-3.9	7.2	-1.5	-4.7	-4.6
	10799 Pembuatan produk makanan lain t.t.t.l. Industri lain	10.6	-0.9	9.4	4.8	10.6	4.4	10.3	4.0	-6.3	10.8	-3.6
	Industri lain	11.3	-4.1	0.1	8.2	-2.1	3.1	7.9	-0.5	0.8	-1.6	-4.9
108/10800	Pembuatan makanan haiwan tersedia	5.3	35.7	4.4	-1.4	1.7	18.8	1.1	-2.7	2.9	6.2	-7.4
110	Pembuatan minuman ringan	16.2	-22.7	-2.1	32.6	5.9	-5.1	6.7	0.3	-1.4	6.7	0.3
	11041 Pembuatan minuman ringan	19.2	-13.7	17.4	7.7	0.8	-10.1	5.5	7.4	-4.3	-2.9	6.7
	11042 Pengeluaran air mineral semula jadi dan minuman lain yang dibotolkan Industri lain	13.7	-7.3	8.5	-0.7	3.4	-3.9	3.4	-5.9	3.1	0.3	6.9
	Industri lain	12.7	-40.5	-48.0	183.8	16.0	2.2	9.2	-7.3	2.0	26.5	-10.4
120/12000	Pembuatan produk tembakau	-2.4	-38.9	-55.2	316.2	-8.1	-22.9	-13.2	36.0	29.1	-14.9	1.0
131	Pemintalan, penenunan dan penyiapan tekstil	0.6	4.7	-18.4	20.6	4.5	-3.0	-2.6	2.5	-8.9	-0.3	-3.2
	13110 Penyediaan dan pemintalan gentian tekstil &											
	13120 Penenunan tekstil	3.1	10.0	-27.9	23.8	10.0	-4.1	-2.6	3.7	-5.6	-0.4	0.8
	13132 Pewarnaan, pelunturan, percetakan dan penyiapan akhir benang dan fabrik Industri lain	-5.4	-11.0	14.1	14.9	-8.4	0.2	-2.9	-0.5	-18.9	-0.1	-13.8
	Industri lain	-24.8	-4.3	67.1	-11.5	-22.6	-1.9	0.6	-10.9	-12.1	-3.8	-20.1
139	Pembuatan tekstil lain	3.7	1.1	15.7	7.9	-2.0	-0.6	-0.9	4.9	7.1	0.3	-7.8
	13910 Pembuatan fabrik dikait dan dikrusye Industri lain	0.4	-3.0	7.1	9.7	-4.5	-2.3	-2.6	4.8	-0.3	-3.5	-7.1
	Industri lain	7.6	5.6	24.2	6.4	0.2	0.9	0.4	5.0	13.0	3.6	-8.4
141	Pembuatan pakaian, kecuali pakaian berbulu	-4.3	-14.3	3.4	17.9	-1.2	-10.0	0.2	10.6	2.6	-3.1	-1.4
	14102 Pembuatan pakaian Industri lain	-4.5	-12.4	5.9	13.8	-3.0	-9.7	2.1	10.6	0.7	-5.0	-2.6
	Industri lain	-3.2	-27.1	-17.9	62.6	12.1	-11.7	-12.0	10.9	16.6	12.3	7.3
142 & 143	Pembuatan artikel daripada kulit bulu dan pakaian yang dikait dan dikrusye	-1.0	-7.5	-25.3	43.3	-7.0	-10.7	8.3	12.0	9.8	-2.2	-14.0
151 (15110 & 15120)	Penyamakan dan pembersihan kulit, pembuatan bagasi, beg tangan, pelana dan abah-abah pembersihan dan pewarnaan bulu	4.5	-28.0	-8.7	74.2	2.0	-18.9	13.9	25.0	-7.8	1.3	-0.7
152	Pembuatan kasut	7.5	-31.7	-17.9	40.0	4.2	-10.7	4.4	10.7	2.9	1.9	-8.4
	15201 Pembuatan kasut kulit &											
	15203 Pembuatan kasut getah Industri lain	7.3	-36.8	-19.2	56.7	0.9	-11.3	19.1	8.8	-1.4	3.9	-21.4
	Industri lain	7.9	-23.7	-16.2	19.1	9.5	-9.8	-17.4	14.7	11.7	-1.5	14.5
161/16100	Pengilangan dan pengetaman kayu	1.3	-35.9	8.9	44.6	9.0	-31.0	18.5	15.4	7.7	8.8	-18.7

2022												2023			Group Description/Period
Mac	Apr.	Mei	Jun	Jul.	Ogo.	Sep.	Okt.	Nov.	Dis.	Jan.	Feb.	Mac	Apr.	Mei	
-3.6	7.3	1.0	-3.7	-0.3	7.6	-2.8	6.9	-2.6	-6.8	1.9	5.4	-0.9	4.8	0.2	Processing and preserving of meat
7.0	-1.7	0.1	3.0	-10.3	12.0	-2.5	-0.4	3.2	-3.6	8.1	-10.7	5.2	-3.0	12.3	Processing and preserving of fish, crustaceans and molluscs
															<i>Canning of fish, crustaceans and molluscs</i>
7.0	-1.5	0.5	2.8	-10.7	12.2	-3.2	-0.5	4.0	-4.4	8.6	-11.6	5.5	-2.9	12.6	<i>Processing, curing and preserving of fish, crustacean and molluscs</i>
7.4	-5.4	-7.1	5.7	-1.4	7.3	9.7	1.2	-9.1	10.3	1.6	2.5	1.8	-3.8	8.1	<i>Other industry</i>
-2.9	4.3	-0.8	5.0	-6.4	9.0	1.3	-2.4	6.9	-6.5	4.7	3.5	16.1	-2.4	8.0	Processing and preserving of fruits and vegetable
															<i>Pineapple canning</i>
-15.7	11.3	-7.3	40.6	-2.7	7.8	10.1	-2.9	8.6	-17.8	8.7	6.8	17.9	-5.2	21.8	<i>Manufacture of jams, marmalades and table jellies</i>
-0.1	3.0	0.5	-1.5	-7.4	9.3	-1.1	-2.2	6.4	-3.1	3.7	2.6	15.5	-1.6	4.1	<i>Other industry</i>
-0.9	38.3	7.0	3.0	-14.5	4.4	5.8	-4.1	-3.2	5.0	-18.1	-5.4	-6.8	5.1	3.6	Manufacture of vegetable and animal oils and fats
															<i>Manufacture of crude and refined vegetable oil</i>
9.4	17.9	6.6	8.9	7.0	-0.5	-4.1	-10.7	-6.7	19.6	-17.4	6.7	1.2	0.3	6.4	<i>Manufacture of compound cooking fats</i>
1.8	-10.6	5.9	1.4	9.8	7.8	-11.3	-1.3	-4.5	18.9	-17.8	-13.9	-9.7	-11.6	25.8	<i>Manufacture of coconut oil</i>
-2.1	41.6	7.0	2.3	-17.1	5.1	7.3	-3.3	-2.8	3.2	-18.1	-6.9	-8.0	6.0	3.0	<i>Other industry</i>
1.6	3.1	-0.4	0.6	-3.5	10.2	-4.2	-2.5	2.8	-2.7	-3.1	2.6	7.9	-1.1	2.1	Manufacture of dairy products
															<i>Manufacture of condensed, powdered and evaporated milk</i>
1.7	3.6	-0.4	0.3	-4.0	10.7	-4.5	-2.3	3.1	-2.8	-3.6	3.8	8.2	-1.3	1.7	<i>Other industry</i>
-0.3	-3.5	-0.9	5.4	3.2	2.7	-0.9	-5.1	-0.9	-2.3	3.7	-13.4	2.9	3.0	9.7	<i>Other industry</i>
6.6	12.7	-6.1	-6.1	-5.4	7.6	2.0	0.3	-0.7	2.0	-4.7	6.7	2.6	-2.0	3.7	Manufacture of grain mill products, starches and starch products
0.7	30.2	-12.4	-12.9	-2.9	13.1	3.4	-3.6	-2.7	0.03	-7.4	17.4	0.2	-0.4	5.3	<i>Rice milling</i>
13.1	-3.4	1.7	0.7	-7.8	2.8	0.1	3.7	1.3	4.3	-1.9	-2.0	5.4	-3.6	2.3	<i>Flour milling</i>
1.8	9.4	-5.7	3.6	-3.6	-0.1	9.0	14.5	-0.1	-3.4	-7.4	-6.9	-0.1	-2.7	-2.4	<i>Other industry</i>
6.1	3.7	-2.9	3.4	-2.0	5.2	-3.9	0.9	-0.1	0.04	-0.6	1.2	2.1	-2.1	9.4	Manufacture of other food products
2.3	25.8	-23.1	-1.4	-0.04	9.8	-4.9	5.5	2.3	-1.1	-6.3	8.1	0.8	-0.2	15.9	<i>Manufacture of biscuits and cookies</i>
2.3	6.2	7.6	5.5	-3.6	1.5	-9.8	-0.5	-0.6	7.1	6.4	-4.6	6.3	-4.7	14.2	<i>Manufacture of bread, cakes and other bakery products</i>
9.3	3.8	-6.9	0.4	-9.8	9.5	2.5	2.7	-1.2	0.9	-10.9	3.4	13.3	-1.5	10.3	<i>Manufacture of snack products</i>
-0.3	6.2	-14.2	15.9	-9.3	2.5	-0.3	1.3	-0.4	1.4	-2.9	2.7	-0.8	-0.2	18.2	<i>Manufacture of sugar</i>
-14.2	4.7	-0.6	0.6	4.6	2.4	-4.3	7.4	-0.8	-0.1	0.4	11.1	-14.4	-0.3	10.4	<i>Manufacture of cocoa products</i>
															<i>Manufacture of chocolate and chocolate products</i>
15.3	1.7	-0.7	-4.9	0.04	7.1	-4.0	-0.5	-2.5	-1.9	1.6	-1.7	1.1	-1.0	6.8	<i>Manufacture of sugar confectionery</i>
4.9	1.9	-13.9	3.7	-3.9	5.1	-1.6	4.8	6.5	-7.3	-5.9	10.3	2.8	1.8	-12.7	<i>Manufacture of sauces and condiments</i>
9.7	-1.9	-0.6	5.3	-1.8	14.3	-2.0	2.4	1.3	-6.8	-4.9	3.4	1.9	-3.9	4.4	<i>Manufacture of other food products n.e.c.</i>
8.6	-1.9	-3.2	10.4	1.6	1.3	-0.6	-1.6	1.6	0.4	-3.3	3.2	3.6	-2.3	7.4	<i>Other industry</i>
-2.4	24.2	-0.8	1.1	0.7	-1.8	3.7	-2.4	-3.8	1.4	-0.3	2.3	6.0	6.5	5.1	Manufacture of prepared animal feeds
6.1	3.9	-18.9	1.1	10.3	6.8	-3.1	5.6	-5.6	-4.1	1.5	-0.4	6.8	0.4	-6.3	Manufacture of beverages
6.2	4.0	-27.5	-1.1	19.3	5.2	-8.5	16.2	-5.7	0.9	-7.9	3.6	8.5	0.6	-10.5	<i>Manufacture of soft drinks</i>
7.7	0.7	-18.4	4.7	7.7	3.5	-6.7	-0.3	-0.6	-5.7	-2.8	11.9	6.9	0.4	-4.8	<i>Production of natural mineral waters and other bottled waters</i>
5.5	4.8	-4.7	2.9	0.2	10.1	5.4	-5.6	-6.9	-10.9	18.5	-8.7	4.2	0.3	-0.1	<i>Other industry</i>
9.4	-9.0	-27.4	-8.8	-0.7	12.7	-9.0	35.7	7.5	-6.3	30.3	-11.5	29.7	-20.7	4.9	Manufacture of tobacco products
3.6	-3.3	-6.5	10.8	-4.1	-1.4	-6.3	2.1	4.9	6.1	-10.8	-8.9	8.8	-4.0	5.0	Spinning, weaving and finishing of textiles
															<i>Preparation and spinning of textile fibres</i>
3.5	-4.6	-5.6	5.3	-2.6	1.9	-8.2	0.7	8.2	8.1	-9.3	-9.2	8.3	-3.7	5.9	<i>Weaving of textiles</i>
3.4	1.0	-9.7	28.4	-8.0	-10.6	0.2	6.0	-4.0	0.4	-16.6	-7.5	10.9	-4.9	1.7	<i>Dyeing, bleaching, printing and finishing of yarns and fabrics</i>
9.7	-8.0	11.2	2.8	0.3	2.3	-18.7	5.1	1.2	-11.3	12.5	-23.1	-0.7	-4.6	8.9	<i>Other industry</i>
2.3	-1.4	0.1	6.1	-2.5	-4.0	1.0	3.9	2.4	0.3	6.4	-0.05	-0.8	-2.1	-0.1	Manufacture of other textiles
3.4	-5.0	2.5	4.3	-3.5	-3.8	-0.1	6.0	0.8	-1.0	0.01	0.2	-0.1	-2.6	-0.2	<i>Manufacture of knitted and crocheted fabrics</i>
1.4	1.7	-1.9	7.6	-1.6	-4.1	1.8	2.2	3.6	1.3	11.4	-0.2	-1.3	-1.8	0.04	<i>Other industry</i>
1.7	-4.1	-6.8	-6.9	6.6	1.9	-0.2	2.9	8.7	3.5	-2.8	0.7	-0.2	-5.3	1.1	Manufacture of wearing apparel, except fur apparel
1.4	-3.5	-7.3	-5.3	8.0	1.7	-1.5	2.9	9.2	5.1	-4.5	-0.04	-2.0	-2.2	1.7	<i>Manufacture of clothings</i>
3.2	-8.2	-3.4	-17.4	-3.8	3.4	9.9	2.6	5.1	-8.1	12.2	5.8	12.3	-24.2	-3.5	<i>Other industry</i>
															Manufacture of articles of fur, knitted and crocheted apparel
-1.6	-7.4	1.6	5.3	1.3	-4.9	18.9	4.7	0.3	-9.0	12.6	5.1	1.3	-12.5	1.1	<i>Tanning and dressing of leather; manufacture of luggage, handbags, saddlery and harness; dressing and dyeing of fur</i>
-2.5	-14.4	-7.7	5.5	-0.5	14.4	10.4	9.2	10.5	-11.1	-2.7	-3.5	4.8	-12.7	0.4	
13.7	-12.8	0.5	-10.0	5.5	12.1	-5.2	9.0	0.6	3.0	3.9	-7.2	5.4	0.3	-3.5	Manufacture of footwear
															<i>Manufacture of leather footwear</i>
27.8	-19.5	1.3	3.4	10.1	10.0	-3.7	7.5	1.0	-0.2	4.2	-10.3	4.3	2.0	-4.1	<i>Manufacture of rubber footwear</i>
-3.3	-2.2	-0.6	-28.0	-3.4	16.7	-8.4	12.3	-0.2	9.8	3.5	-1.3	7.4	-2.5	-2.5	<i>Other industry</i>
21.7	-18.4	-29.9	-1.1	0.8	57.4	-5.7	3.2	-1.0	7.8	-3.0	2.1	13.6	-21.8	-19.3	Sawmilling and planning of wood

Jadual Table **1.4c** : Nilai Jualan Sektor Pembuatan Mengikut Kumpulan: Perubahan Peratusan Bulanan/Suku Tahunan
 : Sales Value of Manufacturing Sector by Group: Monthly/Quarterly Percentage Change

Kod Kumpulan Group code	Keterangan Kumpulan/Tempoh	2021				2022				2023		
		Q1	Q2	Q3	Q4	Q1	Q2	Q3	Q4	Q1	Jan.	Feb.
162	Pembuatan produk daripada kayu, gabus, jerami dan bahan jalinan lain	5.9	-40.7	14.6	57.9	6.8	-36.0	11.5	28.9	2.5	2.7	-8.3
16211	Pembuatan kepingan venier dan papan lapis	8.3	-42.8	17.2	62.5	4.3	-39.6	11.6	39.7	7.0	-2.7	-3.9
16212	Pembuatan papan partikel dan papan gentian	3.4	-35.0	21.9	44.2	5.5	-33.5	13.7	22.6	-5.3	2.0	-12.5
16221	Pertukangan kayu untuk jurubina	6.0	-48.0	7.0	76.5	7.3	-34.0	9.1	28.6	2.9	11.8	-11.0
	Industri lain	2.6	-38.2	-8.5	63.7	22.7	-29.0	7.7	4.4	3.3	22.0	-12.2
170	Pembuatan kertas dan produk kertas	0.0	3.3	1.4	4.2	0.9	3.4	2.9	-1.1	5.6	3.6	-5.1
17010	Pembuatan pulpa, kertas dan kertas tebal	5.4	5.5	3.5	5.9	7.2	-3.3	2.1	1.0	-1.2	14.6	-6.8
17020	Pembuatan kertas gelugur dan kertas tebal dan bekas daripada kertas dan kertas tebal	7.7	-0.6	1.7	6.3	-9.7	7.7	4.4	-1.3	-2.8	-4.2	-4.8
17091	Pembuatan sampul surat dan kad surat	-1.1	-3.9	0.2	2.0	-3.7	8.6	18.5	5.3	-4.5	-6.2	0.1
17092	Pembuatan kertas kegunaan rumah dan pembersih peribadi	12.1	5.8	0.4	5.3	12.0	-0.5	-1.7	-1.4	18.4	8.9	-7.3
17093	Pembuatan kertas bergam atau pelekat yang berjalur atau bergulung dan label dan kertas dinding	19.8	15.4	1.8	-9.0	8.1	13.7	6.3	-7.0	14.0	-2.8	6.8
	Industri lain	5.8	-2.4	-3.3	6.4	3.1	-2.1	2.5	3.4	22.5	11.0	-11.0
181 & 182	Percetakan, aktiviti perkhidmatan berkaitan percetakan dan penerbitan semula media rakaman	-0.3	-18.5	0.9	26.2	3.8	-7.7	-1.8	14.2	3.8	-0.1	-4.7
18110	Percetakan	-5.4	-16.2	9.2	22.0	3.8	-9.4	-2.6	9.1	3.1	-1.1	-3.8
18120 & 18200	Aktiviti perkhidmatan berkaitan percetakan & Penerbitan semula media rakaman	21.3	-26.0	-29.7	50.2	4.0	-0.1	1.7	34.7	6.1	4.7	-8.9
192 (19201 & 19202)	Pembuatan produk petroleum bertapis	6.2	32.0	8.7	3.4	-8.2	32.0	25.4	-9.6	-18.5	4.9	-22.8
201	Pembuatan kimia asas, baja dan sebatian nitrogen, plastik dan getah sintetik dalam bentuk primer	15.5	-15.0	12.0	2.2	5.7	-10.8	2.4	-3.3	5.9	-3.4	-1.9
20111	Pembuatan gas perindustrian atau perubatan bukan organik dalam bentuk cecair atau mampat	74.4	-2.4	-26.4	-38.1	-2.7	60.8	7.6	2.4	-10.3	-7.0	-18.7
20112 & 20113	Pembuatan kimia organik asas & Pembuatan sebatian bukan organik	14.6	-19.9	20.9	-3.1	9.5	-15.5	8.5	-5.8	7.1	-1.8	-0.9
20121 & 20129	Pembuatan baja & Pembuatan produk campuran nitrogen	22.5	-1.3	-13.0	46.2	9.8	-12.3	-5.3	-3.4	5.8	4.7	-6.0
20131	Pembuatan plastik dalam bentuk primer	10.3	-13.0	7.5	9.5	-5.6	-8.9	-10.2	3.1	7.8	-12.8	-1.0
	Industri lain	21.8	-0.1	23.8	-10.8	42.2	2.3	19.6	-9.8	-1.6	29.9	-3.8
202 & 203	Pembuatan produk kimia lain dan serat buatan manusia	6.3	-4.5	6.6	17.0	9.1	-2.7	10.9	6.1	6.0	4.4	-2.5
20210	Pembuatan racun perosak dan produk agrokimia lain	13.7	-6.5	4.6	23.7	33.1	-12.2	1.2	30.2	2.9	19.2	-4.9
20221	Pembuatan cat, varnis dan penyadur dan mastik	15.3	5.5	0.9	42.4	5.0	-6.3	0.6	5.2	19.8	4.5	-5.2
20222	Pembuatan dakwat cetak	7.6	3.1	-6.2	6.3	17.1	-1.0	-4.9	1.4	3.9	15.1	-4.8
20231 & 20232	Pembuatan sabun dan bahan pencuci, penyediaan membersih dan mengilap & Pembuatan pewangi dan penyediaan dandanan diri	2.8	-12.7	18.5	4.6	8.4	0.4	22.3	-2.8	3.1	0.1	-0.3
20291 & 20292	Pembuatan plat fotografi, filem, sensitized paper dan other sensitized unexposed materials & Pembuatan dakwat menulis dan melukis	0.1	-2.0	-3.3	13.0	4.0	1.5	11.1	15.4	-3.2	2.8	-0.6
20299	Pembuatan produk kimia lain t.t.t.l.											
	Industri lain	12.1	3.9	14.1	-20.5	7.5	8.8	28.2	-7.0	6.4	0.2	2.8
210	Pembuatan produk farmaseutikal, kimia perubatan dan botani	8.1	6.8	6.4	-0.1	0.4	3.7	7.7	-4.5	5.0	5.3	-6.7
21001	Pembuatan bahan aktif ubat-ubatan untuk digunakan oleh bidang farmakologi dalam pembuatan ubat-ubatan	10.2	10.3	3.9	-2.4	3.3	3.5	6.3	-6.6	6.9	9.2	-7.4
	Industri lain	-1.1	-10.3	21.3	11.5	-12.4	4.9	15.3	5.6	-2.8	-11.5	-3.2
221	Pembuatan produk getah	20.1	18.1	-26.3	-17.0	-0.3	13.7	-15.9	-6.7	0.0	-2.0	-7.8
22111	Pembuatan tayar getah untuk kenderaan	-8.4	-13.7	118.9	-25.0	-15.6	-4.2	-21.9	-21.0	-0.9	-0.8	-4.4
22112	Pembuatan bunga tayar yang boleh ditukar ganti dan tayar celup	5.7	-10.7	-8.0	26.6	-12.4	3.9	6.6	-3.1	20.9	4.7	-10.0
22191 & 22193	Pembuatan produk lain daripada getah asli atau sintetik, tidak divulkan, divulkan atau dikeraskan & Pengilangan semula getah dan prosesan susu getah	-1.8	-6.8	-21.2	7.1	-8.8	21.4	-3.9	-8.5	-14.3	-7.8	-5.2
22192	Pembuatan sarung tangan getah	27.7	25.5	-34.3	-21.8	4.3	15.9	-19.5	-5.7	4.2	-1.0	-8.9
22199	Pembuatan produk getah lain yang t.t.t.l.	8.9	-0.2	-9.8	6.4	-6.6	4.9	0.5	-3.0	-12.5	-4.2	-5.9
222	Pembuatan produk plastik	6.7	9.5	-1.3	1.0	-2.3	9.4	-1.0	-3.8	-7.1	-3.9	-4.4
22201 & 22202	Pembuatan produk plastik separa siap & Pembuatan produk plastik siap	10.6	12.4	-4.6	-5.7	-7.1	15.3	-5.3	-9.1	-2.6	-6.9	-4.6
22203	Pembuatan artikel plastik untuk pembungkusan barangan	8.1	5.9	8.2	3.5	1.9	21.0	4.1	-2.2	-14.4	1.6	-3.6
22204	Pembuatan barangan plastik jurubina	17.2	26.6	14.1	-2.1	-2.7	16.8	1.6	-7.7	16.8	-3.1	-13.1
22205	Pembuatan pinggan mangkuk, peralatan dapur dan barangan tandas daripada plastik	10.4	19.4	6.9	17.5	12.6	12.7	5.4	-4.9	-4.0	6.3	-13.0
22209	Pembuatan pelbagai produk plastik t.t.t.l.	0.9	6.4	-9.4	1.3	-6.7	-11.6	-7.0	1.3	-5.8	-10.4	-0.4
231 (23101 & 23102 & 23109)	Pembuatan kaca dan produk kaca	6.8	-23.8	-33.9	43.0	19.0	-10.2	-5.1	5.5	5.9	3.0	9.0

2022															2023					Group Description/Period
Mac	Apr.	Mei	Jun	Jul.	Ogo.	Sep.	Okt.	Nov.	Dis.	Jan.	Feb.	Mac	Apr.	Mei						
12.9	-23.3	-29.8	-3.3	0.4	35.2	14.1	6.5	3.3	-1.0	3.0	-4.2	6.0	-22.5	-20.9	Manufacture of products of wood, cork, straw and plaiting materials					
12.2	-26.2	-33.6	-2.9	-2.4	38.2	23.8	7.8	7.4	-4.5	9.1	-4.5	5.7	-23.6	-23.1	Manufacture of veneer sheets and plywood					
20.8	-22.8	-27.7	-7.7	4.8	33.8	15.6	2.7	-1.2	2.4	-8.0	-1.4	8.3	-22.3	-17.9	Manufacture of particle board and fibreboard					
-0.9	-20.6	-19.0	-0.8	3.9	23.7	-4.9	23.5	-2.4	6.9	6.1	-11.3	3.7	-23.6	-19.8	Manufacture of builders' carpentry					
9.3	-13.8	-29.8	4.5	-3.8	40.1	-6.1	-4.0	4.2	-1.3	2.9	-2.0	3.6	-15.7	-20.0	Other industry					
12.4	2.8	-9.1	2.7	0.8	5.4	0.1	-0.7	-3.8	1.0	1.9	3.6	5.3	-2.1	-5.7	Manufacture of paper and paper products					
10.1	3.0	-14.9	0.5	3.9	6.3	-1.4	8.6	-11.5	-1.1	5.4	2.9	-9.9	-0.8	2.0	Manufacture of pulp, paper and paperboard					
12.4	8.1	-9.5	0.4	4.3	4.9	0.4	-1.6	-1.4	-1.7	-4.4	1.2	7.3	-5.7	-4.9	Manufacture of corrugated paper and paperboard and of containers of paper and paperboard					
9.1	-11.0	20.2	4.4	3.3	5.9	3.9	4.8	-5.9	0.3	4.0	-14.9	12.3	-4.4	-8.0	Manufacture of envelopes and letter-card					
14.4	-1.5	-8.3	1.2	-5.3	6.5	5.1	-8.3	-0.9	8.0	5.1	4.8	12.0	-2.8	-8.2	Manufacture of household and personal hygiene paper					
21.9	-2.7	-6.4	16.4	-3.8	7.1	-6.6	-0.6	-4.8	-3.1	6.6	9.4	13.5	5.4	-19.2	Manufacture of gummed or adhesive paper in strips or rolls and labels and wall paper					
-0.3	0.3	0.8	4.1	0.3	-1.1	-0.1	-0.4	2.2	8.2	8.3	8.1	3.5	1.1	5.3	Other industry					
-0.6	0.1	-9.2	0.8	1.0	-1.7	3.4	-1.8	23.6	-3.3	-1.4	1.7	-1.4	-6.1	-4.8	Printing, service activities related to printing and reproduction of recorded media					
1.4	-3.2	-9.4	0.8	-0.2	-1.4	3.9	-3.2	19.2	-6.1	-0.3	2.3	1.3	-6.0	-5.3	Printing					
-9.5	16.8	-8.4	0.8	5.8	-2.7	1.2	4.0	40.5	5.9	-4.5	0.2	-9.6	-6.4	-3.3	Service activities related to printing					
															Reproduction of recorded media					
13.2	19.0	5.3	23.9	6.7	2.7	-2.7	-2.1	-4.8	-11.3	5.3	-23.4	3.7	4.5	7.2	Manufacture of refined petroleum products					
5.3	-15.3	1.9	3.5	0.02	3.7	-8.9	-4.2	6.5	5.1	-0.8	-0.3	4.3	-15.4	1.2	Manufacture of basic chemicals, fertilizer and nitrogen compounds, plastics and synthetic rubber in primary forms					
-12.7	66.5	17.5	6.9	-2.5	8.4	-14.3	1.1	8.8	10.0	-8.1	-10.2	-13.0	-14.6	3.7	Manufacture of liquefied or compressed inorganic industrial or medical gases					
															Manufacture of basic organic chemicals					
3.1	-21.8	7.5	3.5	3.9	5.0	-10.3	-6.2	4.1	10.5	-2.1	0.3	2.7	-17.1	-6.4	Manufacture of inorganic compounds					
															Manufacture of fertilizers					
6.7	-11.1	-2.6	-5.2	-1.1	2.7	-4.7	-3.5	0.2	7.1	3.8	-6.2	5.0	-10.9	8.8	Manufacture of associated nitrogen products					
10.7	-12.8	-5.3	5.3	-8.0	-2.4	-7.0	0.8	13.4	-1.8	0.5	1.7	9.5	-15.2	11.8	Manufacture of plastics in primary forms					
2.3	2.6	-3.1	5.0	8.8	15.7	-7.6	-9.4	3.1	-5.7	1.6	-1.0	1.2	-8.5	0.4	Other industry					
5.6	-2.9	-7.8	8.5	0.2	11.6	0.2	-4.1	6.7	6.1	-0.1	-4.4	9.0	-13.0	9.4	Manufacture of other chemical products and man-made fibres					
9.4	-7.1	-17.2	7.5	-8.0	15.7	3.8	0.6	20.5	17.3	-8.2	-10.6	8.9	-6.8	-4.1	Manufacture of pesticides and other agrochemical products					
0.8	-4.2	-3.0	3.4	-4.3	7.1	-2.4	-4.0	9.2	7.6	4.6	0.3	17.8	-13.9	15.4	Manufacture of paints, varnishes and similar coatings ink and mastics					
0.6	3.8	-7.6	5.4	-5.5	4.9	-10.2	-1.1	11.1	2.9	1.5	-4.5	0.3	-6.2	4.7	Manufacture of printing ink					
															Manufacture of soap and detergents, cleaning and polishing preparations					
10.6	-3.4	-12.7	20.3	3.9	14.0	-0.3	-7.7	0.8	1.9	-1.4	-0.1	9.1	-17.5	13.4	Manufacture of perfumes and toilet preparations					
															Manufacture of photographic plates, films, sensitized paper and other sensitized unexposed materials					
2.9	2.6	-2.9	-2.4	3.9	12.2	4.6	0.7	8.1	5.4	0.9	-13.2	-2.7	-6.8	4.1	Manufacture of writing and drawing ink					
															Manufacture of other chemical products n.e.c.					
1.1	-11.9	28.8	5.4	6.6	11.5	0.2	-11.4	-3.1	10.1	2.8	-6.9	9.0	-16.3	-12.8	Other industry					
8.5	0.6	-9.8	21.6	-3.0	0.6	2.4	-3.9	-2.1	-3.1	5.0	1.1	6.4	-4.6	-8.6	Manufacture of pharmaceuticals, medicinal chemical and botanical products					
															Manufacture of medicinal active substances to be used for their pharmacological properties in the manufacture of medicaments					
9.5	1.2	-10.9	20.4	-2.8	0.1	1.9	-3.6	-5.0	-3.3	8.2	0.8	6.6	-2.2	-9.9	Other industry					
3.5	-2.8	-3.5	27.9	-3.7	2.7	5.0	-5.0	11.2	-2.2	-7.7	2.2	5.5	-15.5	-2.1	Other industry					
38.1	0.5	-8.0	-0.1	-5.9	-12.1	0.3	1.9	-5.0	-3.3	-3.2	-6.8	38.9	-4.0	-0.4	Manufacture of rubber products					
6.8	3.0	-18.5	10.0	-3.7	-22.9	-11.7	-3.0	-3.6	0.4	2.1	-5.9	6.2	-11.0	5.8	Manufacture of rubber tyres for vehicles					
10.5	-2.6	-3.8	19.0	-1.5	-4.1	2.0	-5.0	2.9	0.6	4.0	17.0	8.8	-12.1	7.0	Manufacture of interchangeable tyre treads and retreading rubber tyres					
															Manufacture of other products of natural or synthetic rubber, unvulcanized, vulcanized or hardened					
11.0	22.0	-15.6	17.4	-2.3	-2.7	-13.5	5.0	-4.6	0.6	-11.9	-9.1	14.7	-7.7	1.3	Rubber remilling and latex processing					
50.0	-2.5	-5.3	-4.7	-7.4	-14.5	4.0	2.1	-5.2	-4.9	-0.9	-7.2	50.2	-3.0	-0.8	Manufacture of rubber gloves					
15.8	3.6	-14.0	11.1	-1.5	0.5	-0.1	0.5	-5.7	0.6	-11.1	-5.2	10.7	-4.0	-2.6	Manufacture of other rubber products n.e.c.					
11.6	10.5	-10.4	1.5	1.1	1.9	-1.7	-3.6	0.6	-0.4	-10.7	-0.2	12.6	4.0	4.3	Manufacture of plastics products					
															Manufacture of semi-manufactures of plastic products					
11.0	9.7	-3.4	6.1	-4.6	-4.3	-1.7	-5.0	-3.2	1.2	-7.2	2.5	10.7	-0.1	6.8	Manufacture of finished plastic products					
7.1	18.5	-2.2	0.7	1.2	6.3	-3.0	-1.8	0.2	-1.4	-15.8	-0.7	9.2	6.0	6.8	Manufacture of plastic articles for the packing of goods					
30.8	3.6	-1.8	1.8	-2.9	7.5	-2.7	-11.2	3.4	3.4	-11.9	24.3	29.3	-2.1	4.0	Manufacture of builders' plastics ware					
28.5	8.3	-9.9	-2.4	12.6	-5.6	7.4	-4.6	-2.8	-3.5	-2.9	-9.3	28.4	10.7	-0.9	Manufacture of plastic tableware, kitchenware and toilet articles					
9.2	4.2	-29.2	-1.4	4.0	6.2	-3.8	-3.2	7.8	0.4	-10.1	-1.4	9.0	3.7	0.6	Manufacture of diverse plastic products n.e.c.					
1.6	-9.6	-1.1	-11.2	14.7	-8.5	-13.9	4.2	20.1	6.1	-3.1	-4.1	6.5	-7.7	-0.3	Manufacture of glass and glass products					

Jadual Table **1.4c** : Nilai Jualan Sektor Pembuatan Mengikut Kumpulan: Perubahan Peratusan Bulanan/Suku Tahunan
 : Sales Value of Manufacturing Sector by Group: Monthly/Quarterly Percentage Change

Kod Kumpulan Group code	Keterangan Kumpulan/Tempoh	2021				2022				2023		
		Q1	Q2	Q3	Q4	Q1	Q2	Q3	Q4	Q1	Jan.	Feb.
239	Pembuatan pengeluaran galian bukan logam t.t.t.l.	5.9	-20.0	-7.0	34.5	10.2	-10.4	-0.5	7.7	12.9	4.7	-5.1
23911	Pembuatan mortar refraktori dan konkrit &	20.3	-30.6	-39.8	101.5	11.1	-23.6	-1.6	11.2	10.7	3.9	-6.5
23921	Pembuatan seramik bukan refraktori	16.9	-3.2	-3.0	17.8	-3.0	5.3	-3.8	-3.5	-0.6	-2.9	0.1
23930	Pembuatan produk porselin dan seramik lain	1.2	-18.9	-21.6	53.8	8.4	-5.7	-0.1	12.5	15.2	-2.9	3.3
23941	Pembuatan simen hidrolik	5.1	-17.9	5.9	37.1	4.4	-7.3	1.0	6.4	13.7	2.8	-6.6
23951	Pembuatan konkrit dan mortar siap bancuh dan banchuan kering											
23952	Pembuatan konkrit pratuangan, simen atau artikel batu buatan yang digunakan dalam pembinaan;											
23953	Pembuatan komponen struktur pasang siap untuk bangunan atau kejuruteraan awam dari simen, batu atau konkrit buatan &	2.5	-21.2	-0.9	24.4	11.3	-14.4	-1.5	7.0	11.7	6.6	-10.5
23959	Pembuatan artikel konkrit, simen dan plaster lain t.t.t.l.											
23990	Pembuatan produk mineral bukan logam lain t.t.t.l.	19.4	-16.6	3.9	7.8	23.2	-6.6	0.8	3.5	11.2	21.7	-1.2
	Industri lain	22.1	-25.9	-5.3	44.2	19.7	-15.2	-1.0	4.2	20.4	13.0	-4.5
241 (24101 & 24102 & 24103 & 24104 & 24109)	Pembuatan besi dan keluli asas	-4.0	-20.7	15.6	30.1	-4.0	-18.6	7.6	19.4	2.2	3.4	-11.9
242 (24201 & 24202 & 24209)	Pembuatan logam asas berharga dan logam bukan ferus lain	0.2	-23.8	2.4	34.6	0.7	-17.1	0.7	24.0	-0.8	-3.0	0.9
243	Pengacuan logam	-0.9	3.0	-9.9	34.7	-3.3	6.2	-6.0	14.1	-6.7	-10.4	-3.9
251 & 252	Pembuatan produk struktur logam, tangki, takungan, penjana wap, senjata dan peluru	5.1	-13.0	-5.7	29.8	9.4	-8.3	-3.8	10.3	10.1	11.5	-12.7
25113	Pembuatan pintu, tingkap dan bingkai, penutup tingkap dan & pintu pagar daripada logam	6.4	-17.4	-0.8	24.6	16.6	-13.1	-5.5	11.0	14.5	19.7	-14.8
25119	Pembuatan produk struktur logam lain											
25120	Pembuatan tangki, takungan dan kontena daripada logam	3.9	0.1	-16.3	45.0	-7.4	6.6	-1.2	9.3	-0.7	-7.8	-5.8
	Industri lain	-13.2	-15.0	-15.5	25.1	4.1	-10.2	14.2	3.8	9.8	5.2	-13.1
259	Pembuatan lain-lain produk yang direka daripada logam; aktiviti perkhidmatan kerja logam	7.2	-11.6	-16.6	37.0	0.7	0.4	-7.8	9.2	4.5	-0.4	-6.3
25910	Tempaan, tekanan, hentakan dan bentuk gelekkan logam; serbuk metalurgi	18.3	-4.4	-11.0	28.7	6.1	2.0	3.2	3.6	-1.0	0.5	-2.9
25920	Rawatan dan penyalutan logam; menggunakan mesin	40.1	-15.9	-11.9	44.5	-2.5	2.0	1.4	16.8	10.9	-3.9	-6.2
25991	Pembuatan tin untuk produk makanan dan minuman, tiub dan kotak boleh dilipat	-3.9	-10.9	-3.1	17.1	-2.1	-9.9	1.0	-1.4	3.7	0.2	-9.5
25992	Pembuatan kabel, plaited bands (jalur/pita berpintal) dan & artikel seumpamanya daripada logam											
25993	Pembuatan bolt, skru, nat dan produk uliran seumpamanya	8.3	-22.5	-23.6	56.3	2.7	-4.2	-20.8	11.3	6.7	1.7	-8.1
25994	Pembuatan barangan rumah daripada logam	54.9	11.3	-17.6	0.1	11.0	0.6	7.9	-0.8	9.0	7.2	-8.2
25999	Pembuatan produk lain yang direka daripada logam t.t.t.l.	-2.7	5.6	-22.4	33.6	-3.8	17.4	-5.2	14.3	0.6	-6.6	-0.1
	Industri lain	11.6	11.4	-6.8	15.6	8.5	-5.0	2.4	17.6	21.8	19.3	-20.6
261	Pembuatan komponen dan papan elektronik	4.2	-7.9	20.8	5.9	4.5	2.3	16.4	0.5	-2.7	-12.3	11.4
26101	Pembuatan diod, transistor dan alatan semikonduktor yang & seumpamanya	0.8	-7.1	16.4	11.8	11.0	-0.8	11.8	0.2	-4.9	-6.0	11.7
26102	Pembuatan litar elektronik bersepadu dengan pemasangan mikro											
26103	Pembuatan kapasitor dan perintang elektrik &											
26104	Pembuatan papan litar bercetak &	10.8	-10.0	28.2	-2.8	-5.0	7.6	24.5	0.3	1.3	-22.5	13.3
26105	Pembuatan komponen paparan											
26109	Pembuatan komponen lain untuk aplikasi elektronik	-9.9	3.8	10.8	14.3	-2.5	7.2	11.8	7.5	-10.1	-4.5	-10.7
262 (26201 & 26202)	Pembuatan komputer dan kelengkapan peranti	-2.0	12.4	-29.7	32.7	6.4	11.5	-26.4	10.0	8.0	2.5	8.4
263/ 26300	Pembuatan peralatan komunikasi	-3.5	-19.8	-4.9	19.6	-4.0	-4.0	1.2	8.1	5.5	-11.4	-1.3
264/ 26400	Pembuatan peralatan elektronik pengguna	-4.1	-9.9	2.5	28.9	-3.9	-8.3	11.3	-6.4	-5.0	1.2	-8.4
265	Pembuatan kelengkapan mengukur, menguji, memandu arah dan kawalan; jam tangan dan jam	-6.7	-13.1	24.8	23.6	0.7	-11.5	25.0	4.3	-10.8	3.8	-31.6
26511	Pembuatan kelengkapan mengukur, menguji, memandu arah & dan kawalan	-7.8	-14.2	27.3	20.9	4.2	-14.5	27.4	4.8	-8.9	5.3	-33.3
26512	Pembuatan kelengkapan kawalan proses perindustrian											
26520	Pembuatan jam tangan dan jam dan bahagiannya	1.8	-5.2	8.5	43.7	-21.2	13.1	10.1	0.4	-25.3	-8.6	-16.5
266/ 26600	Pembuatan peralatan penyinaran, perubatan elektro dan elektroterapeutik	18.4	9.9	2.3	-32.2	-33.5	31.3	6.9	3.4	-12.0	-9.5	1.8

															(%)
2022												2023			Group Description/Period
Mac	Apr.	Mei	Jun	Jul.	Ogo.	Sep.	Okt.	Nov.	Dis.	Jan.	Feb.	Mac	Apr.	Mei	
6.1	-6.6	-10.5	3.1	0.2	2.5	-1.7	-0.6	11.0	3.9	3.5	2.6	3.3	-9.7	-6.3	Manufacture of non-metallic mineral products n.e.c.
															<i>Manufacture of refractory mortars and concretes</i>
5.3	-22.6	-13.4	22.2	-10.8	-1.7	8.4	-4.3	12.7	6.2	-1.3	3.9	3.6	-8.9	0.02	<i>Manufacture of non-refractory ceramic</i>
-2.4	5.5	0.9	2.3	-0.7	-5.2	-4.1	-0.6	1.3	2.6	3.3	-4.8	-8.4	-0.3	2.5	<i>Manufacture of other porcelain and ceramic products</i>
6.0	-3.7	-10.7	1.5	0.1	5.0	-1.8	3.6	11.2	1.9	8.1	0.3	4.4	-8.6	-10.3	<i>Manufacture of hydraulic cement</i>
6.9	-8.4	-1.6	0.6	-0.7	4.3	-2.9	-3.5	12.6	6.9	2.3	2.5	2.2	-12.4	-1.4	<i>Manufacture of ready-mix and dry-mix concrete and mortars</i>
															<i>Manufacture of precast concrete, cement or artificial stone articles for use in construction</i>
5.4	-4.0	-16.2	0.7	3.0	3.2	-2.3	-1.3	10.4	5.4	1.0	3.1	4.1	-9.1	-7.6	<i>Manufacture of prefabricated structural components for building or civil engineering of cement, concrete or artificial stone</i>
															<i>Manufacture of other articles of concrete, cement and plaster n.e.c.</i>
9.2	-10.4	-8.4	14.4	-0.3	-5.4	-3.4	1.4	10.2	-1.1	1.5	10.5	-0.1	-12.7	-6.3	<i>Manufacture of other non-metallic mineral products n.e.c.</i>
7.9	-15.0	-3.0	-5.2	-2.0	5.9	5.3	-8.4	12.1	-0.4	15.0	-2.7	9.2	-8.2	-3.0	<i>Other industry</i>
5.5	-6.8	-13.5	-9.9	-6.6	32.5	19.4	-1.3	0.7	-2.5	-0.6	3.3	6.2	-16.2	-10.9	Manufacture of basic iron and steel
1.1	-1.7	-21.0	-10.0	-0.1	14.7	21.7	4.4	-1.6	4.5	-4.7	0.9	3.2	-3.7	-17.3	Manufacture of basic precious and other non-ferrous metals
11.5	6.3	-5.8	-6.0	-14.4	21.8	5.7	-0.4	5.1	1.7	-9.1	-2.6	4.9	2.0	-0.9	Casting of metals
1.0	-4.7	-3.2	7.5	-6.4	-0.4	-2.2	5.0	3.6	12.6	4.3	-8.3	6.5	-0.9	-2.0	Manufacture of structural metal products, tanks, reservoirs , steam generators , weapons and ammunition
															<i>Manufacture of metal doors, windows and their frames, shutters and gates</i>
2.1	-10.0	-1.0	4.1	-6.7	-1.7	0.0	4.0	3.0	15.4	6.0	-5.0	2.6	-0.3	-0.4	<i>Manufacture of other structural metal products</i>
															<i>Manufacture of tanks, reservoirs and containers of metal</i>
-2.5	11.7	-8.7	16.0	-6.6	1.0	-5.1	7.0	5.2	5.6	0.6	-17.1	18.7	-1.5	-6.7	<i>Other industry</i>
3.9	-10.6	-1.1	10.8	3.6	18.5	-22.3	8.1	2.3	18.5	-0.1	-5.7	5.1	-10.7	1.1	<i>Other industry</i>
2.8	9.2	-11.0	-1.3	-4.4	1.5	1.0	5.3	0.6	6.3	1.3	0.6	-4.4	2.8	-4.5	Manufacture of other fabricated metal products; metal working service activities
															<i>Forging, pressing, stamping and roll-forming of metal; powder metallurgy</i>
7.1	0.2	-4.9	4.7	-0.6	2.8	1.5	3.0	-1.5	-0.8	0.4	-2.6	4.1	-0.4	-2.3	<i>Treatment and coating of metals; machining</i>
11.1	3.2	-12.8	9.5	1.3	-9.9	18.0	3.2	-0.8	17.0	9.0	-3.9	-16.8	1.8	-7.3	<i>Manufacture of tins and cans for food products, collapsible tubes and boxes</i>
-1.3	-0.7	-12.4	10.6	-4.4	5.8	-1.4	-3.8	-0.4	5.6	-0.3	1.4	-1.4	-1.0	1.3	<i>Manufacture of metal cable, plaited bands and similar articles</i>
3.9	3.7	-5.3	-12.1	-9.3	-2.7	-3.3	12.4	-0.8	8.3	1.8	2.0	-4.8	-0.6	0.4	<i>Manufacture of bolts, screws, nuts and similar threaded products</i>
18.0	-9.3	1.9	3.6	9.3	-5.0	-2.6	2.0	-2.1	6.4	7.8	-2.8	-1.0	4.4	-2.5	<i>Manufacture of metal household articles</i>
-4.1	40.6	-21.5	0.8	-3.7	9.2	2.1	5.0	4.2	4.6	-3.4	2.4	-5.5	12.6	-13.9	<i>Manufacture of any other fabricated metal products n.e.c.</i>
13.4	3.6	-12.1	-1.5	7.2	3.0	-2.8	10.6	10.9	0.2	15.6	0.4	4.5	2.0	-5.8	<i>Other industry</i>
16.3	-15.9	3.2	13.3	-5.6	12.1	11.8	-6.7	-2.9	-4.5	-12.8	15.9	14.7	-21.2	-0.4	Manufacture of electronic components and boards
17.4	-16.6	-2.3	15.8	-8.2	12.5	8.4	-3.8	-7.6	0.9	-14.5	10.0	18.9	-26.3	2.8	<i>Manufacture of diodes, transistors and similar semiconductor devices</i>
															<i>Manufacture of electronic integrated circuits micro assemblies</i>
															<i>Manufacture of electrical capacitors and resistors</i>
14.2	-15.5	12.8	10.0	-1.0	11.7	16.2	-11.5	5.1	-11.4	-10.6	25.8	9.0	-15.3	-5.1	<i>Manufacture of printed circuit boards</i>
															<i>Manufacture of display components</i>
18.2	-7.9	8.9	6.5	-9.2	9.7	22.9	1.5	-9.3	-12.0	-7.2	4.2	19.2	-2.9	9.1	<i>Manufacture of other components for electronic applications</i>
-8.2	38.7	-30.5	13.8	-16.9	6.6	-32.8	47.0	-8.3	8.0	2.1	9.7	-7.9	30.7	-15.4	Manufacture of computers and peripheral equipment
28.2	-26.0	3.2	26.3	-32.1	24.8	25.2	-15.3	0.7	9.7	-12.4	4.4	29.2	-0.9	3.8	Manufacture of communication equipment
19.1	-7.3	-15.6	4.6	3.2	10.9	10.5	-13.9	5.2	-13.7	-5.5	3.8	19.2	-15.8	2.0	Manufacture of consumer electronics
15.6	-17.9	2.8	30.9	-1.1	6.2	4.4	-1.2	-0.1	1.9	-7.1	-14.4	15.5	-24.5	6.6	Manufacture of measuring, testing, navigating and control equipment; watches and clocks
															<i>Manufacture of measuring, testing, navigating and control equipment</i>
16.7	-21.4	3.8	33.1	-1.5	7.0	5.8	-2.5	-0.2	4.3	-6.7	-14.5	16.4	-25.9	7.0	<i>Manufacture of industrial process control equipment</i>
7.8	10.3	-2.8	17.6	1.3	0.7	-5.2	9.0	0.5	-15.1	-10.4	-13.7	7.7	-10.8	4.1	<i>Manufacture of watches and clocks and parts</i>
11.1	29.1	-24.6	42.7	-10.6	15.9	-15.0	5.2	17.0	-17.4	-10.8	2.4	14.9	-16.8	-1.5	Manufacture of irradiation, electromedical and electrotherapeutic equipment

Jadual Table **1.4c** : Nilai Jualan Sektor Pembuatan Mengikut Kumpulan: Perubahan Peratusan Bulanan/Suku Tahunan
 : Sales Value of Manufacturing Sector by Group: Monthly/Quarterly Percentage Change

Kod Kumpulan Group code	Keterangan Kumpulan/Tempoh	2021				2022				2023		
		Q1	Q2	Q3	Q4	Q1	Q2	Q3	Q4	Q1	Jan.	Feb.
267 (26701 & 26702) & 268 (26800)	Pembuatan peralatan optikal, kelengkapan fotografi, media magnetik dan optikal	-10.0	3.5	-3.2	50.7	-11.5	5.4	19.2	-1.6	1.9	-14.8	-3.7
271	Pembuatan motor elektrik, penjana, transformer dan perkakasan pengagihan dan pengawalan elektrik	-4.2	10.6	4.0	16.5	2.9	9.1	9.9	-3.9	-5.4	-5.7	-3.4
27101	Pembuatan motor elektrik, penjana dan transformer	-11.4	8.2	7.6	9.7	-1.7	9.5	1.0	-7.7	-11.7	-8.1	-12.6
27102	Pembuatan perkakasan pengagihan dan pengawalan elektrik	0.6	12.1	1.9	20.6	5.4	8.9	14.4	-2.2	-2.8	-4.3	1.8
272/ 27200	Pembuatan bateri dan akumulator	-21.9	25.2	20.8	-9.1	-8.5	12.2	43.0	7.6	-25.3	10.5	-12.9
273	Pembuatan pendawaian dan peranti pendawaian	-2.9	7.7	3.6	11.9	-10.0	1.6	-0.9	-7.3	-2.9	-4.9	-7.3
27310	Pembuatan kabel gantian optikal	3.4	-0.1	36.1	15.1	-14.4	10.9	-6.3	3.2	15.2	-25.4	-0.1
27320	Pembuatan wayar dan kabel elektronik dan elektrik lain	-4.1	6.7	3.1	12.6	-10.4	1.4	0.4	-7.2	-4.0	-5.4	-7.4
27330	Pembuatan alatan pendawaian pembawa dan bukan pembawa arus untuk litar elektrik (tanpa mengira jenis bahan)	15.3	24.4	-0.8	1.0	-2.0	0.8	-15.7	-14.6	2.5	15.5	-10.0
274/ 27400	Pembuatan kelengkapan pencahayaan elektrik	-12.2	6.9	4.0	17.9	-2.0	6.5	12.6	-1.8	-7.2	5.2	7.4
275/ 27500	Pembuatan perkakasan domestik	-7.5	1.1	4.9	15.5	-12.1	5.4	10.0	-3.3	-8.4	-7.7	-18.5
279/ 27900	Pembuatan kelengkapan elektrik lain	-9.7	15.0	4.4	8.6	-10.6	-4.3	11.6	5.5	-2.1	-13.7	-3.1
281 & 282	Pembuatan jentera kegunaan umum dan kegunaan khas	-1.6	19.7	-5.6	7.1	-9.6	14.5	-2.7	5.6	-10.8	-4.6	-7.5
28120	Pembuatan alat-alat kuasa bendalir &	-1.7	22.2	-9.3	21.6	-36.7	41.2	13.5	0.2	-29.8	-30.2	-9.6
28130	Pembuatan pam, pemampat, kepala paip dan injap lain											
28180	Pembuatan alatan tangan yang menggunakan kuasa dilengkapkan dengan motor elektrik atau bukan motor elektrik atau pneumatik	12.1	24.1	-10.5	4.0	-16.3	26.5	-6.1	5.8	-15.2	-10.8	-5.1
28220	Pembuatan jentera pembentukan logam dan alatan mesin											
28192	Pembuatan mesin penyaman udara, termasuk untuk kenderaan bermotor	1.8	13.8	-6.4	10.8	-6.0	6.0	-20.8	-3.2	-3.6	4.1	-5.9
28290	Pembuatan lain-lain mesin bertujuan khas t.t.t.l. Industri lain	-24.6	35.4	-7.6	2.0	0.7	21.8	16.5	13.0	-14.7	1.4	-10.0
		-1.8	13.5	2.7	5.4	-5.1	4.6	3.5	8.8	-4.4	-3.8	-9.2
291 (29101 & 29102)	Pembuatan kenderaan bermotor	-25.2	-17.3	5.4	64.2	-26.1	-5.4	6.2	44.0	-13.6	-21.3	-7.4
292/ 29200	Pembuatan kerangka (coachwork) untuk kenderaan bermotor; pembuatan treler dan semi treler	9.8	13.8	-27.1	58.1	-1.2	4.6	-26.2	37.8	-0.6	0.2	-13.6
293/ 29300	Pembuatan alat ganti dan aksesori untuk kenderaan bermotor	-0.7	-10.2	-11.6	29.1	0.2	4.1	8.5	-2.9	4.2	-1.6	-2.4
301 (30110 & 30120)	Pembinaan kapal dan bot	-3.0	-5.3	7.9	27.8	-17.9	-9.4	1.0	31.3	5.0	-7.1	-8.2
302, 303, 304 & 309	Pembuatan lokomotif keretapi, rolling stock, kapal angkasa dan udara, jentera berkaitan, kenderaan tempur ketenteraan, dan kelengkapan pengangkutan t.t.t.l.	0.8	-14.8	-17.3	39.8	2.0	1.2	-4.0	18.0	-15.9	-1.3	-11.2
30910	Pembuatan motosikal	12.1	-10.4	-29.5	33.0	5.5	22.6	-1.5	13.1	-18.2	-3.2	-9.1
30920	Pembuatan basikal dan invalid carriages Industri lain	-11.1	-20.3	-6.3	40.8	-2.7	9.2	-2.0	12.7	-22.5	-4.6	-17.9
		2.9	-14.2	-16.3	42.1	3.1	-11.2	-6.6	24.1	-11.0	1.2	-8.6
310	Pembuatan perabot	-4.3	-31.3	-11.0	65.9	5.1	-23.5	-3.1	21.5	4.6	7.9	-11.2
31001	Pembuatan perabot kayu dan rotan Industri lain	-5.9	-40.5	-21.5	65.1	14.3	-30.7	3.6	16.6	8.2	12.2	-12.1
		-1.3	-14.6	2.3	66.7	-3.7	-15.2	-9.2	26.7	1.0	3.4	-10.1
321 (32110 & 32120)	Pembuatan barang kemas, bijouterie dan artikel berkaitan	5.0	4.3	-57.3	99.6	3.5	35.0	-16.1	-0.3	-5.7	11.6	-15.6
322, 325 & 329	Pembuatan instrumen muzik, peralatan dan bekalan perubatan dan pergigian dan pembuatan lain t.t.t.l.	2.4	-1.0	2.7	9.6	1.4	-0.5	5.8	-6.1	5.6	0.02	-2.9
32901	Pembuatan alat tulis Industri lain	18.1	1.5	-15.3	5.6	5.7	6.8	15.0	-17.1	12.4	0.8	-2.2
		-2.5	-1.9	9.7	10.8	0.2	-2.7	2.7	-2.1	3.5	-0.2	-3.1
323/ 32300	Pembuatan barangan sukan	-17.1	5.0	-37.4	34.8	11.4	-6.3	-7.5	19.6	12.5	-0.3	1.1
324/ 32400	Pembuatan permainan dan mainan	-12.3	6.7	-12.2	41.2	-3.3	-2.7	-27.3	11.3	-8.7	1.2	-2.5
331 & 332	Pembaikan pemasangan produk logam, jentera, kelengkapan dan pemasangan jentera perindustrian dan kelengkapan	-2.7	-21.0	4.1	35.3	-4.6	-18.0	4.1	30.4	-3.6	-1.7	-13.3
33150	Pembaikan dan penyelenggaraan kelengkapan pengangkutan kecuai motosikal dan basikal Industri lain	-6.1	-22.2	10.7	34.1	-2.0	-14.3	8.7	24.8	-5.2	-8.4	-18.6
		-0.9	-20.4	0.9	36.0	-6.0	-20.0	1.4	34.0	-2.6	2.1	-10.6
Jumlah Pembuatan		0.5	2.6	1.1	11.8	-2.7	6.8	5.4	1.5	-5.3	-3.4	-5.2

															(%)
2022											2023				Group Description/Period
Mac	Apr.	Mei	Jun	Jul.	Ogo.	Sep.	Okt.	Nov.	Dis.	Jan.	Feb.	Mac	Apr.	Mei	
18.3	-9.6	-9.9	41.5	-0.5	1.5	-4.6	-6.7	12.6	-0.3	-8.1	1.8	17.1	-12.8	1.6	Manufacture of optical instruments, photographic equipment, magnetic and optical media
16.8	3.2	-11.4	14.4	1.6	5.8	-2.2	-2.2	-1.0	-4.3	-0.6	-6.6	9.0	-1.5	2.4	Manufacture of electric motors, generators, transformers and electricity distribution and control apparatus
19.1	10.0	-16.8	14.6	0.8	-1.5	-4.3	-4.5	8.1	-14.8	1.2	-8.7	1.8	-0.2	0.2	Manufacture of electric motors, generators and transformers
15.7	-0.2	-8.4	14.3	2.0	9.4	-1.3	-1.2	-4.8	0.6	-1.3	-5.8	11.9	-2.0	3.2	Manufacture of electricity distribution and control apparatus
8.3	-5.0	10.6	28.3	4.2	8.9	21.3	4.7	-21.8	11.3	-15.6	-13.6	-3.5	11.7	0.9	Manufacture of batteries and accumulators
1.7	10.9	-12.3	4.2	-0.6	4.8	-5.0	-4.7	-1.6	0.5	-2.3	0.7	-2.6	-0.7	-0.7	Manufacture of wiring and wiring devices
6.6	16.8	-14.9	3.5	2.5	6.1	-26.9	6.5	18.0	15.6	2.3	-7.2	7.5	4.1	12.3	Manufacture of fibre optic cables
0.3	11.9	-12.6	4.2	0.03	5.5	-3.9	-4.8	-2.3	-0.5	-2.3	1.0	-3.7	-0.5	-2.1	Manufacture of other electronic and electric wires and cables
18.0	-3.2	-7.4	5.6	-10.2	-6.5	-9.0	-8.3	-1.4	7.5	-5.4	2.1	7.2	-7.2	10.9	Manufacture of current-carrying and non current-carrying wiring devices for electrical circuits regardless of material
15.6	-10.5	4.6	8.2	-5.0	15.3	2.1	-12.3	7.4	1.8	-11.6	1.0	2.1	-10.7	13.1	Manufacture of electric lighting equipment
13.4	9.1	-9.1	5.3	1.9	13.1	-2.7	-4.7	-2.3	2.8	-12.3	0.4	9.3	-0.8	1.8	Manufacture of domestic appliances
5.0	-9.6	-2.5	16.2	-8.9	13.4	7.9	-2.7	-1.5	0.3	-1.4	-2.6	4.0	-1.4	10.2	Manufacture of other electrical equipment
1.1	20.0	-9.4	11.5	-10.9	8.3	-1.7	0.2	2.8	5.6	-12.6	-4.5	1.9	7.8	0.1	Manufacture of general-purpose and special-purpose machinery
-1.8	58.1	-17.4	19.0	-8.3	27.3	-0.8	2.6	-8.8	-9.8	-17.2	0.5	-19.0	15.1	-3.7	Manufacture of fluid power equipment
-5.1	36.9	-6.4	5.3	-4.3	-4.6	0.1	-0.2	10.0	2.6	-15.9	-4.3	-3.0	11.7	1.0	Manufacture of other pumps, compressors, taps and valves
0.9	17.7	-16.8	9.1	-21.0	5.1	-7.2	0.2	-4.8	9.8	-6.7	-4.9	6.6	13.8	1.1	Manufacture of power-driven hand tools with self-contained electric or non-electric motor or pneumatic drives
9.9	12.8	-10.9	41.7	-14.9	18.4	4.2	-0.7	-1.4	18.4	-22.5	-6.8	11.7	3.9	-17.9	Manufacture of metal-forming machinery and machine tools
2.2	6.4	-0.6	1.6	-4.2	12.4	-3.2	0.7	9.3	0.3	-5.1	-3.8	0.5	2.0	12.2	Manufacture of air-conditioning machines, including for motor vehicles
0.9	1.8	-8.3	1.1	1.6	1.2	18.1	7.0	30.7	-0.4	-17.5	-10.8	13.5	-33.9	29.5	Manufacture of motor vehicles
42.9	6.2	-17.6	-21.3	-15.2	8.1	14.2	20.4	7.7	-7.5	1.9	-8.3	19.2	-6.6	3.7	Manufacture of bodies (coachwork) for motor vehicles; manufacture of trailers and semi-trailers
19.8	-5.5	-3.9	4.5	6.4	3.7	-6.0	-8.1	16.9	-6.4	0.4	-0.8	11.1	-14.7	17.5	Manufacture of parts and accessories for motor vehicles
10.8	5.5	-32.9	20.6	-1.5	-1.3	17.0	29.5	-8.1	-8.6	8.1	0.9	17.1	9.2	-32.2	Building of ships and boats
20.3	3.8	-15.5	1.0	-1.9	2.4	4.4	12.2	4.1	-3.7	-15.2	-7.8	18.2	-9.4	-0.8	Manufacture of railway locomotives, rolling stock, air and spacecraft, related machinery, military fighting vehicles and transport equipment n.e.c
12.4	23.2	-7.2	-0.2	2.8	-1.9	-0.9	4.6	13.7	0.9	-19.8	-7.1	6.7	-0.7	2.0	Manufacture of motorcycles
36.0	-0.9	-4.1	-1.9	-5.0	6.8	4.0	10.4	-0.1	-7.7	-16.3	-4.9	3.4	-1.6	2.2	Manufacture of bicycles and invalid carriages
16.4	-1.3	-25.4	3.6	-2.6	2.3	7.7	17.3	2.0	-3.9	-12.1	-9.7	32.4	-16.5	-3.7	Other industry
8.1	-15.3	-9.0	-15.5	1.9	3.6	23.5	0.6	7.1	-1.0	3.6	-4.7	7.8	-19.5	7.5	Manufacture of furniture
13.2	-28.7	-9.2	-1.0	-0.6	4.1	16.5	-0.9	9.8	-3.7	5.3	0.3	6.1	-23.5	3.4	Manufacture of wooden and cane furniture
2.6	1.0	-8.8	-27.9	4.9	3.0	31.2	2.0	4.5	1.8	2.0	-9.6	9.6	-15.2	11.4	Other industry
3.6	35.2	8.3	-5.6	-24.5	7.6	20.5	-17.2	10.4	-7.0	4.2	-11.9	-0.3	18.4	8.1	Manufacture of jewellery, bijouterie and related articles
2.4	3.0	-5.9	-0.2	5.3	4.9	-1.6	-9.1	3.2	1.9	1.5	2.9	-0.7	10.3	8.8	Manufacture of musical instruments, medical and dental instruments and supplies and other manufacturing n.e.c.
7.6	0.4	0.9	4.3	15.4	4.4	-18.1	-5.7	-0.5	-0.8	14.3	-0.7	-1.4	5.7	1.2	Manufacture of stationery
0.9	3.9	-8.0	-1.7	1.7	5.1	5.0	-10.2	4.4	2.7	-2.3	4.1	-0.5	11.8	11.2	Other industry
8.4	4.1	-20.2	-5.7	8.4	-12.4	16.0	8.0	7.4	0.5	6.3	-4.0	18.2	13.7	-15.9	Manufacture of sports goods
-1.7	20.3	-6.4	-42.5	-2.9	16.6	9.2	-0.3	7.1	-11.7	-0.8	-14.5	26.5	17.0	21.4	Manufacture of games and toys
27.1	-6.6	-32.0	0.6	1.9	10.1	29.7	3.2	9.9	-6.7	-4.5	-3.4	15.1	-1.9	-30.4	Repair of fabricated metal products, machinery and equipment and installation of industrial machinery and equipment
66.0	-10.6	-37.6	-0.6	7.5	8.1	46.1	-6.8	9.6	-8.2	-8.3	-4.4	28.8	1.0	-40.9	Repair and maintenance of transport equipment except motorcycles and bicycles
9.5	-3.9	-28.4	1.3	-1.1	11.3	20.2	10.1	10.2	-5.9	-2.3	-2.9	7.8	-3.6	-23.4	Other industry
9.8	2.3	-4.0	8.1	-3.3	6.1	2.7	-1.8	0.2	-1.7	-5.4	-1.9	7.6	-7.2	1.3	Total Manufacturing

Jadual
Table **1.5a** : Bilangan Pekerja Bergaji Sektor Pembuatan Mengikut Kumpulan
: Number of Paid Employees of Manufacturing Sector by Group

Kod Kumpulan Group code	Keterangan Kumpulan/Tempoh	2021	2022	2021			
				Q1	Q2	Q3	Q4
101	Pemprosesan dan pengawetan daging	12,960	13,600	13,037	13,006	13,491	12,960
102	Pemprosesan dan pengawetan ikan, krustasea dan moluska	15,912	16,751	16,315	15,839	15,917	15,912
10201	Pengetinan ikan, krustasea dan moluska						
10202	Pemprosesan dan pengawetan ikan, krustasea dan moluska	13,320	14,170	13,913	13,579	13,478	13,320
	Industri lain	2,592	2,581	2,402	2,260	2,439	2,592
103	Pemprosesan dan pengawetan buah-buahan dan sayur - sayuran	10,179	9,962	11,339	11,265	10,290	10,179
10303	Pengetinan nanas						
10304	Pembuatan jem, marmalad dan sajian jeli	551	620	1,129	1,109	546	551
	Industri lain	9,628	9,342	10,210	10,156	9,744	9,628
104	Pembuatan minyak dan lemak daripada sayuran dan haiwan	79,500	84,266	77,416	77,731	79,380	79,500
10404	Pembuatan minyak sayuran mentah dan bertapis						
10406	Pembuatan sebatian lemak masakan	3,832	4,052	3,686	3,657	3,657	3,832
10405	Pembuatan minyak kelapa	2,424	2,542	2,388	2,363	2,362	2,424
	Industri lain	73,243	77,672	71,342	71,711	73,361	73,243
105	Pembuatan produk tenusu	13,179	13,321	13,757	13,848	13,864	13,179
10502	Pembuatan susu pekat, tepung dan sejat	9,781	9,674	10,152	10,194	10,245	9,781
	Industri lain	3,398	3,648	3,604	3,654	3,619	3,398
106	Pembuatan produk bijian, kanji dan produk	10,808	11,197	10,535	10,530	10,852	10,808
10611	Pengilangan beras	4,849	5,307	4,881	4,832	5,157	4,849
10613	Pengilangan tepung	4,889	4,921	4,640	4,710	4,729	4,889
	Industri lain	1,070	969	1,014	988	966	1,070
107	Pembuatan produk makanan lain	123,320	130,228	121,149	121,787	122,231	123,320
10711	Pembuatan biskut dan cookies	14,344	14,486	11,993	11,983	11,983	14,344
10712	Pembuatan roti, kek dan produk bakeri lain	30,260	31,304	28,682	30,085	30,498	30,260
10713	Pembuatan produk snek	8,428	8,846	8,860	8,815	8,428	8,428
10721	Pembuatan gula	1,765	1,744	1,818	1,799	1,822	1,765
10731	Pembuatan produk koko	2,576	2,563	2,679	2,634	2,603	2,576
10732	Pembuatan coklat dan produk coklat						
10733	Pembuatan konfeksi gula	8,033	7,861	8,676	8,561	8,433	8,033
10793	Pembuatan sos dan bahan perasa	9,997	11,546	9,512	9,316	9,413	9,997
10799	Pembuatan produk makanan lain t.t.t.l.	13,664	15,127	14,596	14,380	14,432	13,664
	Industri lain	34,254	36,752	34,333	34,213	34,619	34,254
108/ 10800	Pembuatan makanan haiwan tersedia	14,893	15,573	17,733	17,700	15,829	14,893
110	Pembuatan minuman ringan	15,951	16,373	16,115	15,637	16,029	15,951
11041	Pembuatan minuman ringan	10,302	10,622	10,327	10,195	10,108	10,302
11042	Pengeluaran air mineral semulajadi dan minuman lain yang dibotolkan	3,995	3,923	4,227	3,960	4,063	3,995
	Industri lain	1,653	1,828	1,560	1,482	1,859	1,653
120/ 12000	Pembuatan produk tembakau	1,199	1,232	1,412	1,151	1,196	1,199
131	Pemintalan, penenunan dan penyiapan tekstil	13,289	13,055	13,445	13,081	13,173	13,289
13110	Penyediaan dan pemintalan gentian tekstil						
13120	Penenunan tekstil	9,209	8,882	9,712	9,494	9,252	9,209
13132	Pewarnaan, pelunturan, percetakan dan penyiapan akhir benang dan fabrik	3,647	3,762	3,054	3,055	3,373	3,647
	Industri lain	433	412	679	532	548	433
139	Pembuatan tekstil lain	14,450	14,816	13,939	13,946	14,120	14,450
13910	Pembuatan fabrik dikait dan dikrusye	5,901	5,792	5,448	5,592	5,721	5,901
	Industri lain	8,548	9,024	8,492	8,354	8,400	8,548
141	Pembuatan pakaian, kecuali pakaian berbulu	41,493	42,584	40,980	39,166	38,661	41,493
14102	Pembuatan pakaian	30,181	31,056	29,357	28,689	28,387	30,181
	Industri lain	11,312	11,528	11,623	10,477	10,273	11,312
142 & 143	Pembuatan artikel daripada kulit bulu dan pakaian yang dikait dan dikrusye	981	1,007	1,161	1,152	963	981
151 (15110 & 15120)	Penyamakan dan pembersihan kulit, pembuatan bagasi, beg tangan, pelana dan abah-abah pembersihan dan pewarnaan bulu	6,113	5,843	5,720	5,553	5,918	6,113
152	Pembuatan kasut	6,175	6,717	6,295	6,073	6,067	6,175
15201	Pembuatan kasut kulit						
15203	Pembuatan kasut getah	3,399	3,748	3,486	3,312	3,238	3,399
	Industri lain	2,776	2,969	2,809	2,760	2,829	2,776
161/ 16100	Pengilangan dan pengetaman kayu	25,587	25,101	24,769	22,858	25,401	25,587

2022		2023		2022	2023	Group Description/Period	
Q1	Q2	Q3	Q4	Q1	(Jan. - Mei)		(Jan. - Mei)
13,034	13,064	13,471	13,600	13,849	13,099	14,357	Processing and preserving of meat
15,936	16,347	16,545	16,751	17,382	16,070	17,338	Processing and preserving of fish, crustaceans and molluscs
							<i>Canning of fish, crustaceans and molluscs</i>
13,433	13,704	13,881	14,170	14,711	13,549	14,646	<i>Processing, curing and preserving of fish, crustacean and molluscs</i>
2,503	2,643	2,664	2,581	2,671	2,521	2,692	<i>Other industry</i>
10,310	10,217	10,073	9,962	10,536	10,244	10,882	Processing and preserving of fruits and vegetable
							<i>Pineapple canning</i>
485	531	530	620	568	511	569	<i>Manufacture of jams, marmalades and table jellies</i>
9,825	9,686	9,543	9,342	9,967	9,733	10,313	<i>Other industry</i>
79,916	80,103	82,207	84,266	85,462	79,852	85,282	Manufacture of vegetable and animal oils and fats
							<i>Manufacture of crude and refined vegetable oil</i>
3,752	3,824	3,839	4,052	4,124	3,813	4,118	<i>Manufacture of compound cooking fats</i>
2,471	2,524	2,539	2,542	2,558	2,524	2,558	<i>Manufacture of coconut oil</i>
73,693	73,755	75,829	77,672	78,780	73,514	78,606	<i>Other industry</i>
13,036	13,292	13,178	13,321	13,366	13,158	13,253	Manufacture of dairy products
9,553	9,646	9,529	9,674	9,678	9,602	9,576	<i>Manufacture of condensed, powdered and evaporated milk</i>
3,482	3,646	3,649	3,648	3,689	3,556	3,677	<i>Other industry</i>
10,871	10,793	11,051	11,197	11,341	10,787	11,285	Manufacture of grain mill products, starches and starch products
4,994	4,962	5,239	5,307	5,421	4,982	5,352	<i>Rice milling</i>
4,872	4,843	4,828	4,921	5,010	4,817	5,015	<i>Flour milling</i>
1,005	987	983	969	910	989	918	<i>Other industry</i>
126,992	126,638	127,916	130,228	132,812	125,952	134,287	Manufacture of other food products
14,439	14,517	14,607	14,486	14,747	14,289	14,652	<i>Manufacture of biscuits and cookies</i>
29,286	29,408	29,997	31,304	31,832	29,575	32,179	<i>Manufacture of bread, cakes and other bakery products</i>
8,412	8,542	8,530	8,846	8,858	8,418	8,970	<i>Manufacture of snack products</i>
1,769	1,736	1,752	1,744	1,760	1,756	1,790	<i>Manufacture of sugar</i>
2,579	2,585	2,650	2,563	2,523	2,593	2,593	<i>Manufacture of cocoa products</i>
							<i>Manufacture of chocolate and chocolate products</i>
7,937	8,090	8,259	7,861	7,925	7,864	7,978	<i>Manufacture of sugar confectionery</i>
10,800	10,948	10,787	11,546	11,881	10,909	11,855	<i>Manufacture of sauces and condiments</i>
16,718	15,541	15,861	15,127	15,474	15,634	16,417	<i>Manufacture of other food products n.e.c.</i>
35,052	35,270	35,475	36,752	37,813	34,913	37,854	<i>Other industry</i>
14,820	15,469	15,437	15,573	15,606	15,492	15,134	Manufacture of prepared animal feeds
16,304	16,247	16,144	16,373	16,770	16,387	16,874	Manufacture of beverages
10,565	10,562	10,512	10,622	10,744	10,673	10,823	<i>Manufacture of soft drinks</i>
4,001	3,979	3,892	3,923	4,197	3,967	4,209	<i>Production of natural mineral waters and other bottled waters</i>
1,739	1,706	1,740	1,828	1,829	1,747	1,842	<i>Other industry</i>
1,413	1,170	1,198	1,232	1,448	1,165	1,266	Manufacture of tobacco products
13,206	12,839	13,084	13,055	13,274	12,993	13,354	Spinning, weaving and finishing of textiles
							<i>Preparation and spinning of textile fibres</i>
8,983	8,665	8,737	8,882	9,093	8,767	9,103	<i>Weaving of textiles</i>
3,750	3,731	3,889	3,762	3,690	3,742	3,761	<i>Dyeing, bleaching, printing and finishing of yarns and fabrics</i>
474	443	458	412	491	483	489	<i>Other industry</i>
14,378	14,821	14,813	14,816	14,841	14,786	15,205	Manufacture of other textiles
5,903	5,961	5,958	5,792	5,619	5,978	5,697	<i>Manufacture of knitted and crocheted fabrics</i>
8,475	8,859	8,855	9,024	9,222	8,808	9,508	<i>Other industry</i>
42,134	41,677	40,921	42,584	42,881	42,132	43,166	Manufacture of wearing apparel, except fur apparel
30,268	30,296	29,750	31,056	31,236	30,423	31,366	<i>Manufacture of clothings</i>
11,866	11,381	11,171	11,528	11,645	11,709	11,800	<i>Other industry</i>
1,020	1,030	1,010	1,007	1,089	1,031	1,093	Manufacture of articles of fur, knitted and crocheted apparel
							Tanning and dressing of leather; manufacture of luggage, handbags, saddlery and harness; dressing and dyeing of fur
6,050	5,698	5,831	5,843	6,032	5,918	5,873	
6,349	6,574	6,632	6,717	6,979	6,509	7,039	Manufacture of footwear
							<i>Manufacture of leather footwear</i>
3,501	3,619	3,660	3,748	3,760	3,548	3,665	<i>Manufacture of rubber footwear</i>
2,848	2,955	2,973	2,969	3,219	2,961	3,374	<i>Other industry</i>
25,671	25,235	25,553	25,101	25,234	25,788	25,144	Sawmilling and planning of wood

Jadual **1.5a** : Bilangan Pekerja Bergaji Sektor Pembuatan Mengikut Kumpulan
 Table : Number of Paid Employees of Manufacturing Sector by Group

Kod Kumpulan Group code	Keterangan Kumpulan/Tempoh	2022					
		Jan.	Feb.	Mac	Apr.	Mei	Jun
101	Pemprosesan dan pengawetan daging	13,438	13,355	13,034	13,028	13,099	13,064
102	Pemprosesan dan pengawetan ikan, krustasea dan moluska	16,312	16,022	15,936	16,105	16,070	16,347
10201 & 10202	Pengetinan ikan, krustasea dan moluska	13,735	13,495	13,433	13,614	13,549	13,704
	Industri lain	2,577	2,527	2,503	2,491	2,521	2,643
103	Pemprosesan dan pengawetan buah-buahan dan sayur - sayuran	10,668	10,568	10,310	10,256	10,244	10,217
10303 & 10304	Pengetinan nanas	527	522	485	516	511	531
	Pembuatan jem, marmalad dan sajian jeli	10,141	10,046	9,825	9,740	9,733	9,686
	Industri lain						
104	Pembuatan minyak dan lemak daripada sayuran dan haiwan	79,650	80,192	79,916	79,731	79,852	80,103
10404 & 10406	Pembuatan minyak sayuran mentah dan bertapis	3,776	3,789	3,752	3,755	3,813	3,824
10405	Pembuatan sebatian lemak masakan	2,442	2,456	2,471	2,524	2,524	2,524
	Pembuatan minyak kelapa	73,433	73,947	73,693	73,453	73,514	73,755
	Industri lain						
105	Pembuatan produk tenusu	12,995	12,961	13,036	13,111	13,158	13,292
10502	Pembuatan susu pekat, tepung dan sejat	9,570	9,531	9,553	9,594	9,602	9,646
	Industri lain	3,425	3,430	3,482	3,516	3,556	3,646
106	Pembuatan produk bijian, kanji dan produk	10,872	10,877	10,871	10,924	10,787	10,793
10611	Pengilangan beras	4,954	4,993	4,994	5,035	4,982	4,962
10613	Pengilangan tepung	4,895	4,865	4,872	4,875	4,817	4,843
	Industri lain	1,023	1,019	1,005	1,014	989	987
107	Pembuatan produk makanan lain	126,212	126,006	126,992	126,034	125,952	126,638
10711	Pembuatan biskut dan cookies	14,445	14,462	14,439	14,405	14,289	14,517
10712	Pembuatan roti, kek dan produk bakeri lain	30,572	29,442	29,286	29,693	29,575	29,408
10713	Pembuatan produk snek	8,466	8,424	8,412	8,443	8,418	8,542
10721	Pembuatan gula	1,762	1,769	1,769	1,743	1,756	1,736
10731	Pembuatan produk koko	2,590	2,601	2,579	2,586	2,593	2,585
10732 & 10733	Pembuatan coklat dan produk coklat	7,858	7,868	7,937	7,893	7,864	8,090
10733	Pembuatan konfeksi gula	10,313	10,646	10,800	10,613	10,909	10,948
10793	Pembuatan sos dan bahan perasa	15,099	15,643	16,718	15,620	15,634	15,541
10799	Pembuatan produk makanan lain t.t.t.l.	35,109	35,152	35,052	35,038	34,913	35,270
	Industri lain						
108/10800	Pembuatan makanan haiwan tersedia	14,973	14,866	14,820	15,377	15,492	15,469
110	Pembuatan minuman ringan	16,109	16,283	16,304	16,479	16,387	16,247
11041	Pembuatan minuman ringan	10,288	10,524	10,565	10,682	10,673	10,562
11042	Pengeluaran air mineral semulajadi dan minuman lain yang dibotolkan	4,029	3,940	4,001	3,989	3,967	3,979
	Industri lain	1,793	1,819	1,739	1,808	1,747	1,706
120/12000	Pembuatan produk tembakau	1,288	1,432	1,413	1,165	1,165	1,170
131	Pemintalan, penenunan dan penyiapan tekstil	13,133	13,126	13,206	13,029	12,993	12,839
13110 & 13120	Penyediaan dan pemintalan gentian tekstil	9,003	9,033	8,983	8,843	8,767	8,665
13132	Penenunan tekstil	3,639	3,601	3,750	3,724	3,742	3,731
	Pewarnaan, pelunturan, percetakan dan penyiapan akhir benang dan fabrik	491	492	474	462	483	443
	Industri lain						
139	Pembuatan tekstil lain	14,477	14,393	14,378	14,491	14,786	14,821
13910	Pembuatan fabrik dikait dan dikrusye	5,941	5,935	5,903	5,897	5,978	5,961
	Industri lain	8,536	8,458	8,475	8,594	8,808	8,859
141	Pembuatan pakaian, kecuali pakaian berbulu	41,677	42,095	42,134	41,828	42,132	41,677
14102	Pembuatan pakaian	29,823	30,185	30,268	30,062	30,423	30,296
	Industri lain	11,854	11,909	11,866	11,766	11,709	11,381
142 & 143	Pembuatan artikel daripada kulit bulu dan pakaian yang dikait dan dikrusye	1,009	1,010	1,020	1,031	1,031	1,030
151 (15110 & 15120)	Penyamakan dan pembersihan kulit, pembuatan bagasi, beg tangan, pelana dan abah-abah pembersihan dan pewarnaan bulu	6,089	6,113	6,050	5,976	5,918	5,698
152	Pembuatan kasut	6,411	6,586	6,349	6,396	6,509	6,574
15201 & 15203	Pembuatan kasut kulit	3,581	3,639	3,501	3,493	3,548	3,619
	Pembuatan kasut getah	2,830	2,947	2,848	2,903	2,961	2,955
	Industri lain						
161/16100	Pengilangan dan pengetaman kayu	25,901	25,797	25,671	25,683	25,788	25,235

2023											Group Description/Period
Jul.	Ogo.	Sep.	Okt.	Nov.	Dis.	Jan.	Feb.	Mac	Apr.	Mei	
12,898	12,956	13,471	13,468	13,593	13,600	14,001	13,965	13,849	14,325	14,357	Processing and preserving of meat
16,473	16,507	16,545	16,551	16,596	16,751	17,041	17,485	17,382	17,297	17,338	Processing and preserving of fish, crustaceans and molluscs
											<i>Canning of fish, crustaceans and molluscs</i>
13,806	13,847	13,881	13,933	13,980	14,170	14,410	14,801	14,711	14,606	14,646	<i>Processing, curing and preserving of fish, crustacean and molluscs</i>
2,666	2,660	2,664	2,619	2,616	2,581	2,632	2,684	2,671	2,692	2,692	<i>Other industry</i>
10,370	10,039	10,073	10,012	9,965	9,962	10,313	10,554	10,536	10,589	10,882	Processing and preserving of fruits and vegetable
											<i>Pineapple canning</i>
529	523	530	527	527	620	565	567	568	566	569	<i>Manufacture of jams, marmalades and table jellies</i>
9,841	9,516	9,543	9,485	9,438	9,342	9,748	9,987	9,967	10,023	10,313	<i>Other industry</i>
80,945	81,217	82,207	82,410	83,728	84,266	84,824	85,592	85,462	84,987	85,282	Manufacture of vegetable and animal oils and fats
											<i>Manufacture of crude and refined vegetable oil</i>
3,856	3,833	3,839	3,836	4,060	4,052	4,089	4,096	4,124	4,100	4,118	<i>Manufacture of compound cooking fats</i>
2,527	2,524	2,539	2,539	2,536	2,542	2,549	2,549	2,558	2,555	2,558	<i>Manufacture of coconut oil</i>
74,562	74,860	75,829	76,034	77,132	77,672	78,185	78,947	78,780	78,332	78,606	<i>Other industry</i>
13,262	13,151	13,178	13,231	13,285	13,321	13,386	13,363	13,366	13,435	13,253	Manufacture of dairy products
9,600	9,510	9,529	9,527	9,652	9,674	9,714	9,694	9,678	9,831	9,576	<i>Manufacture of condensed, powdered and evaporated</i>
3,663	3,642	3,649	3,704	3,633	3,648	3,672	3,668	3,689	3,604	3,677	<i>Other industry</i>
10,810	10,839	11,051	10,982	11,121	11,197	11,251	11,421	11,341	11,227	11,285	Manufacture of grain mill products, starches and
4,975	5,066	5,239	5,216	5,246	5,307	5,356	5,458	5,421	5,322	5,352	<i>Rice milling</i>
4,873	4,821	4,828	4,804	4,919	4,921	4,924	5,037	5,010	4,993	5,015	<i>Flour milling</i>
962	952	983	962	956	969	972	927	910	912	918	<i>Other industry</i>
126,815	127,431	127,916	128,513	128,878	130,228	132,511	133,336	132,812	134,023	134,287	Manufacture of other food products
14,624	14,627	14,607	14,480	14,564	14,486	14,820	15,050	14,747	14,673	14,652	<i>Manufacture of biscuits and cookies</i>
29,619	29,831	29,997	30,567	30,830	31,304	31,580	31,680	31,832	32,306	32,179	<i>Manufacture of bread, cakes and other bakery products</i>
8,570	8,521	8,530	8,625	8,639	8,846	8,864	8,896	8,858	8,899	8,970	<i>Manufacture of snack products</i>
1,734	1,757	1,752	1,745	1,709	1,744	1,747	1,747	1,760	1,770	1,790	<i>Manufacture of sugar</i>
2,606	2,639	2,650	2,554	2,539	2,563	2,566	2,593	2,523	2,519	2,593	<i>Manufacture of cocoa products</i>
											<i>Manufacture of chocolate and chocolate products</i>
8,122	8,244	8,259	8,278	7,871	7,861	8,120	7,963	7,925	7,988	7,978	<i>Manufacture of sugar confectionery</i>
10,823	10,859	10,787	10,829	11,378	11,546	11,777	11,786	11,881	11,931	11,855	<i>Manufacture of sauces and condiments</i>
15,553	15,552	15,861	15,873	15,147	15,127	15,627	15,531	15,474	16,201	16,417	<i>Manufacture of other food products n.e.c.</i>
35,163	35,402	35,475	35,561	36,201	36,752	37,410	38,091	37,813	37,736	37,854	<i>Other industry</i>
15,441	15,455	15,437	15,482	15,544	15,573	15,602	15,668	15,606	15,128	15,134	Manufacture of prepared animal feeds
16,202	16,129	16,144	16,114	16,054	16,373	16,583	16,717	16,770	16,843	16,874	Manufacture of beverages
10,579	10,503	10,512	10,507	10,445	10,622	10,617	10,714	10,744	10,810	10,823	<i>Manufacture of soft drinks</i>
3,942	3,890	3,892	3,893	3,911	3,923	4,142	4,144	4,197	4,197	4,209	<i>Production of natural mineral waters and other bottled waters</i>
1,681	1,736	1,740	1,714	1,697	1,828	1,825	1,858	1,829	1,836	1,842	<i>Other industry</i>
1,164	1,109	1,198	1,202	1,210	1,232	1,296	1,443	1,448	1,274	1,266	Manufacture of tobacco products
12,772	12,895	13,084	13,143	13,059	13,055	13,197	13,098	13,274	13,214	13,354	Spinning, weaving and finishing of textiles
											<i>Preparation and spinning of textile fibres</i>
8,618	8,708	8,737	8,813	8,945	8,882	8,987	8,901	9,093	9,073	9,103	<i>Weaving of textiles</i>
3,712	3,737	3,889	3,885	3,705	3,762	3,752	3,721	3,690	3,676	3,761	<i>Dyeing, bleaching, printing and finishing of yarns and fabrics</i>
442	451	458	444	409	412	458	476	491	465	489	<i>Other industry</i>
14,733	14,752	14,813	14,729	14,917	14,816	14,898	14,756	14,841	15,015	15,205	Manufacture of other textiles
5,936	5,929	5,958	5,820	5,846	5,792	5,774	5,757	5,619	5,694	5,697	<i>Manufacture of knitted and crocheted fabrics</i>
8,797	8,823	8,855	8,909	9,071	9,024	9,123	8,998	9,222	9,321	9,508	<i>Other industry</i>
41,189	40,901	40,921	40,502	42,307	42,584	42,847	42,795	42,881	42,964	43,166	Manufacture of wearing apparel, except fur apparel
29,902	29,658	29,750	29,408	30,705	31,056	31,403	31,127	31,236	31,164	31,366	<i>Manufacture of clothings</i>
11,288	11,243	11,171	11,094	11,602	11,528	11,444	11,668	11,645	11,799	11,800	<i>Other industry</i>
1,030	1,004	1,010	977	1,014	1,007	1,032	1,068	1,089	1,089	1,093	Manufacture of articles of fur, knitted and crocheted apparel
5,630	5,754	5,831	5,831	5,793	5,843	5,939	6,023	6,032	5,858	5,873	Tanning and dressing of leather; manufacture of luggage, handbags, saddlery and harness; dressing and dyeing of fur
6,507	6,553	6,632	6,668	6,722	6,717	6,924	7,091	6,979	6,959	7,039	Manufacture of footwear
3,601	3,631	3,660	3,711	3,756	3,748	3,896	3,840	3,760	3,692	3,665	<i>Manufacture of leather footwear</i>
2,906	2,922	2,973	2,956	2,966	2,969	3,028	3,250	3,219	3,268	3,374	<i>Manufacture of rubber footwear</i>
											<i>Other industry</i>
25,287	25,435	25,553	25,441	25,556	25,101	25,720	25,710	25,234	24,749	25,144	Sawmilling and planning of wood

Jadual
Table **1.5a** : Bilangan Pekerja Bergaji Sektor Pembuatan Mengikut Kumpulan
: Number of Paid Employees of Manufacturing Sector by Group

Kod Kumpulan Group code	Keterangan Kumpulan/Tempoh	2021	2022	2021			
				Q1	Q2	Q3	Q4
162	Pembuatan produk daripada kayu, gabus, jerami dan bahan jalinan lain	67,877	68,943	65,389	65,967	67,726	67,877
16211	Pembuatan kepingan venier dan papan lapis	37,770	38,426	36,056	36,327	38,302	37,770
16212	Pembuatan papan partikel dan papan gentian	6,751	6,419	6,979	6,513	6,360	6,751
16221	Pertukangan kayu untuk jurubina	11,216	10,830	11,560	11,892	11,920	11,216
	Industri lain	12,141	13,268	10,794	11,235	11,144	12,141
170	Pembuatan kertas dan produk kertas	56,213	58,658	55,320	54,235	54,814	56,213
17010	Pembuatan pulpa, kertas dan kertas tebal	8,792	9,259	8,308	8,058	8,132	8,792
17020	Pembuatan kertas gelugur dan kertas tebal dan bekas daripada kertas dan kertas tebal	22,313	23,850	22,190	22,041	22,055	22,313
17091	Pembuatan sampul surat dan kad surat	1,697	1,692	1,858	1,811	1,787	1,697
17092	Pembuatan kertas kegunaan rumah dan pembersih peribadi	10,976	10,818	10,459	10,350	10,366	10,976
17093	Pembuatan kertas bergam atau pelekat yang berjalur atau bergulung dan label dan kertas dinding	7,192	7,480	7,194	6,800	7,256	7,192
	Industri lain	5,243	5,559	5,312	5,174	5,217	5,243
181 & 182	Percetakan, aktiviti perkhidmatan berkaitan percetakan dan penerbitan semula media rakaman	67,428	70,120	65,618	63,077	62,499	67,428
18110	Percetakan	54,714	57,286	52,886	50,851	50,324	54,714
18120 & 18200	Aktiviti perkhidmatan berkaitan percetakan & Penerbitan semula media rakaman	12,714	12,834	12,733	12,226	12,175	12,714
192 (19201 & 19202)	Pembuatan produk petroleum bertapis	17,093	17,817	17,207	16,812	17,148	17,093
201	Pembuatan kimia asas, baja dan sebatian nitrogen, plastik dan getah sintetik dalam bentuk primer	46,703	47,560	49,516	47,941	48,207	46,703
20111	Pembuatan gas perindustrian atau perubatan bukan organik dalam bentuk cecair atau mampat	5,496	5,802	7,226	7,174	7,312	5,496
20112 & 20113	Pembuatan kimia organik asas & Pembuatan sebatian bukan organik	18,092	19,633	16,731	16,380	16,537	18,092
20121 & 20129	Pembuatan baja & Pembuatan produk campuran nitrogen	9,123	7,649	11,372	10,368	10,481	9,123
20131	Pembuatan plastik dalam bentuk primer	11,283	11,413	11,713	11,622	11,441	11,283
	Industri lain	2,710	3,063	2,474	2,397	2,436	2,710
202 & 203	Pembuatan produk kimia lain dan serat buatan manusia	54,990	57,336	55,458	53,701	53,091	54,990
20210	Pembuatan racun perosak dan produk agrokimia lain	4,044	4,030	3,912	3,852	3,826	4,044
20221	Pembuatan cat, varnis dan penyadur dan mastik	9,483	9,451	12,081	10,065	9,795	9,483
20222	Pembuatan dakwat cetak	4,911	5,659	4,856	4,893	4,893	4,911
20231 & 20232	Pembuatan sabun dan bahan pencuci, penyediaan membersihkan dan mengilap & Pembuatan pewangi dan penyediaan dandanan diri	20,535	21,711	20,838	21,010	20,643	20,535
20291 & 20292 & 20299	Pembuatan plat fotografi, filem, sensitized paper dan other sensitized unexposed materials & Pembuatan dakwat menulis dan melukis & Pembuatan produk kimia lain t.t.t.l.	15,564	16,082	13,272	13,379	13,436	15,564
	Industri lain	454	402	499	502	497	454
210	Pembuatan produk farmaseutikal, kimia perubatan dan botani	25,092	27,325	23,420	26,265	26,547	25,092
21001	Pembuatan bahan aktif ubat-ubatan untuk digunakan oleh bidang farmakologi dalam pembuatan ubat-ubatan	18,048	19,310	16,716	18,571	18,614	18,048
	Industri lain	7,044	8,015	6,704	7,694	7,932	7,044
221	Pembuatan produk getah	122,498	122,297	122,761	127,350	125,645	122,498
22111	Pembuatan tayar getah untuk kenderaan	7,048	6,618	7,227	7,869	6,885	7,048
22112	Pembuatan bunga tayar yang boleh ditukar ganti dan tayar celup	2,209	2,289	2,066	1,945	2,046	2,209
22191 & 22193	Pembuatan produk lain daripada getah asli atau sintetik, tidak divulkan, divulkan atau dikeraskan & Pengilangan semula getah dan prosesan susu getah	16,796	17,767	17,964	17,930	17,343	16,796
22192	Pembuatan sarung tangan getah	63,232	62,537	63,932	67,375	67,256	63,232
22199	Pembuatan produk getah lain yang t.t.t.l.	33,212	33,087	31,573	32,231	32,114	33,212
222	Pembuatan produk plastik	153,940	159,013	155,602	155,262	152,014	153,940
22201 & 22202	Pembuatan produk plastik separa siap & Pembuatan produk plastik siap	33,803	37,664	35,213	35,656	34,467	33,803
22203	Pembuatan artikel plastik untuk pembungkusan barangan	48,456	50,397	46,979	47,228	46,712	48,456
22204	Pembuatan barangan plastik jurubina	3,345	3,656	3,463	3,327	3,332	3,345
22205	Pembuatan pinggan mangkuk, peralatan dapur dan barangan tandas daripada plastik	12,961	14,177	13,249	13,124	12,920	12,961
22209	Pembuatan pelbagai produk plastik t.t.t.l.	55,375	53,120	56,698	55,927	54,582	55,375
231 (23101 & 23102 & 23109)	Pembuatan kaca dan produk kaca	18,828	20,948	18,144	17,782	17,490	18,828

2022		2023		2022	2023	Group Description/Period	
Q1	Q2	Q3	Q4	Q1	(Jan. - Mei)		(Jan. - Mei)
65,777	67,098	67,651	68,943	67,728	67,791	68,991	Manufacture of products of wood, cork, straw and plaiting materials
36,497	37,163	37,843	38,426	37,446	37,850	38,304	Manufacture of veneer sheets and plywood
6,874	6,857	6,678	6,419	6,345	6,862	6,553	Manufacture of particle board and fibreboard
9,992	10,226	10,050	10,830	10,642	10,209	10,752	Manufacture of builders' carpentry
12,414	12,852	13,080	13,268	13,295	12,870	13,383	Other industry
56,974	56,605	57,633	58,658	59,308	56,563	57,792	Manufacture of paper and paper products
8,713	8,752	8,848	9,259	9,332	8,720	8,476	Manufacture of pulp, paper and paperboard
22,656	22,542	23,291	23,850	23,877	22,447	23,345	Manufacture of corrugated paper and paperboard and of containers of paper and paperboard
1,713	1,739	1,775	1,692	1,789	1,731	1,785	Manufacture of envelopes and letter-card
10,908	10,681	10,874	10,818	10,723	10,709	10,669	Manufacture of household and personal hygiene paper
7,510	7,467	7,321	7,480	7,837	7,547	7,795	Manufacture of gummed or adhesive paper in strips or rolls and labels and wall paper
5,474	5,425	5,524	5,559	5,749	5,409	5,722	Other industry
67,661	65,902	65,467	70,120	70,319	65,771	70,361	Printing, service activities related to printing and reproduction of recorded media
55,001	53,801	53,444	57,286	57,476	53,646	58,072	Printing
12,660	12,101	12,023	12,834	12,843	12,125	12,289	Service activities related to printing
							Reproduction of recorded media
17,719	17,262	17,651	17,817	18,486	17,268	18,209	Manufacture of refined petroleum products
47,789	47,062	47,035	47,560	49,475	47,043	48,292	Manufacture of basic chemicals, fertilizer and nitrogen compounds, plastics and synthetic rubber in primary forms
5,578	5,644	5,628	5,802	6,315	5,591	6,194	Manufacture of liquefied or compressed inorganic industrial or medical gases
18,429	18,299	18,579	19,633	20,155	18,319	19,501	Manufacture of basic organic chemicals
9,547	8,733	8,678	7,649	8,353	8,731	7,973	Manufacture of inorganic compounds
11,408	11,338	11,143	11,413	11,428	11,323	11,384	Manufacture of fertilizers
2,826	3,048	3,008	3,063	3,226	3,080	3,240	Manufacture of associated nitrogen products
57,439	55,739	55,271	57,336	58,105	55,880	56,332	Manufacture of other chemical products and man-made fibres
3,964	3,910	3,845	4,030	4,262	3,909	4,231	Manufacture of pesticides and other agrochemical products
11,223	9,270	9,162	9,451	9,966	9,297	9,670	Manufacture of paints, varnishes and similar coatings ink and mastics
5,760	5,647	5,660	5,659	5,967	5,738	5,975	Manufacture of printing ink
20,420	20,598	20,865	21,711	21,322	20,719	19,912	Manufacture of soap and detergents, cleaning and polishing preparations
							Manufacture of perfumes and toilet preparations
15,603	15,853	15,277	16,082	16,137	15,753	16,098	Manufacture of photographic plates, films, sensitized paper and other sensitized unexposed materials
							Manufacture of writing and drawing ink
469	461	461	402	451	465	446	Manufacture of other chemical products n.e.c.
24,800	27,994	28,824	27,325	26,901	27,853	28,019	Manufacture of pharmaceuticals, medicinal chemical and botanical products
17,686	19,648	20,234	19,310	18,765	19,615	19,831	Manufacture of medicinal active substances to be used for their pharmacological properties in the manufacture of medicaments
7,114	8,346	8,590	8,015	8,136	8,238	8,188	Other industry
124,905	126,655	125,937	122,297	121,509	129,975	118,693	Manufacture of rubber products
7,193	7,531	6,534	6,618	6,740	7,714	7,218	Manufacture of rubber tyres for vehicles
2,086	1,995	2,129	2,289	2,340	2,118	2,310	Manufacture of interchangeable tyre treads and retreading rubber tyres
16,690	16,952	17,408	17,767	18,775	17,379	19,237	Manufacture of other products of natural or synthetic rubber, unvulcanized, vulcanized or hardened
65,658	67,914	66,853	62,537	60,077	68,438	57,283	Rubber remilling and latex processing
33,278	32,264	33,014	33,087	33,577	34,327	32,645	Manufacture of rubber gloves
155,750	156,889	158,506	159,013	159,633	156,895	161,657	Manufacture of plastics products
35,934	37,667	37,506	37,664	37,301	36,993	39,037	Manufacture of semi-manufactures of plastic products
48,717	48,901	49,889	50,397	50,812	48,773	51,260	Manufacture of finished plastic products
3,605	3,559	3,595	3,656	3,699	3,569	3,701	Manufacture of plastic articles for the packing of goods
14,992	15,478	15,608	14,177	14,782	15,439	14,704	Manufacture of builders' plastics ware
52,503	51,285	51,908	53,120	53,040	52,120	52,954	Manufacture of plastic tableware, kitchenware and toilet articles
							Manufacture of diverse plastic products n.e.c.
18,896	20,023	20,561	20,948	21,026	20,021	21,266	Manufacture of glass and glass products

Jadual **1.5a** : Bilangan Pekerja Bergaji Sektor Pembuatan Mengikut Kumpulan
 Table : Number of Paid Employees of Manufacturing Sector by Group

Kod Kumpulan Group code	Keterangan Kumpulan/Tempoh	2022					
		Jan.	Feb.	Mac	Apr.	Mei	Jun
162	Pembuatan produk daripada kayu, gabus, jerami dan bahan jalinan lain	67,971	67,654	65,777	65,246	67,791	67,098
16211	Pembuatan kepingan venier dan papan lapis	37,144	36,803	36,497	36,103	37,850	37,163
16212	Pembuatan papan partikel dan papan gentian	6,880	6,912	6,874	6,824	6,862	6,857
16221	Pertukangan kayu untuk jurubina	11,224	11,258	9,992	9,877	10,209	10,226
	Industri lain	12,723	12,681	12,414	12,443	12,870	12,852
170	Pembuatan kertas dan produk kertas	56,584	57,016	56,974	56,425	56,563	56,605
17010	Pembuatan pulpa, kertas dan kertas tebal	8,814	8,720	8,713	8,724	8,720	8,752
17020	Pembuatan kertas kegunaan rumah dan bekas daripada kertas dan kertas tebal	22,280	22,635	22,656	22,334	22,447	22,542
17091	Pembuatan sampul surat dan kad surat	1,746	1,730	1,713	1,675	1,731	1,739
17092	Pembuatan kertas kegunaan rumah dan pembersih peribadi	11,052	10,972	10,908	10,842	10,709	10,681
17093	Pembuatan kertas bergam atau pelekat yang berjalur atau bergulung dan label dan kertas dinding	7,232	7,527	7,510	7,426	7,547	7,467
	Industri lain	5,460	5,431	5,474	5,425	5,409	5,425
181 & 182	Percetakan, aktiviti perkhidmatan berkaitan percetakan dan penerbitan semula media rakaman	67,482	67,331	67,661	65,412	65,771	65,902
18110	Percetakan	54,758	54,616	55,001	53,211	53,646	53,801
18120 & 18200	Aktiviti perkhidmatan berkaitan percetakan & Penerbitan semula media rakaman	12,724	12,715	12,660	12,201	12,125	12,101
192 (19201 & 19202)	Pembuatan produk petroleum bertapis	17,035	17,282	17,719	17,224	17,268	17,262
201	Pembuatan kimia asas, baja dan sebatian nitrogen, plastik dan getah sintetik dalam bentuk primer	46,975	47,364	47,789	46,889	47,043	47,062
20111	Pembuatan gas perindustrian atau perubatan bukan organik dalam bentuk cecair atau mampat	5,652	5,582	5,578	5,578	5,591	5,644
20112 & 20113	Pembuatan kimia organik asas & Pembuatan sebatian bukan organik	18,105	18,175	18,429	18,299	18,319	18,299
20121 & 20129	Pembuatan baja & Pembuatan produk campuran nitrogen	9,231	9,576	9,547	8,694	8,731	8,733
20131	Pembuatan plastik dalam bentuk primer	11,210	11,221	11,408	11,370	11,323	11,338
	Industri lain	2,777	2,809	2,826	2,947	3,080	3,048
202 & 203	Pembuatan produk kimia lain dan serat buatan manusia	55,367	54,781	57,439	55,236	55,880	55,739
20210	Pembuatan racun perosak dan produk agrokimia lain	4,066	3,953	3,964	3,931	3,909	3,910
20221	Pembuatan cat, varnis dan penyadur dan mastik	9,832	9,510	11,223	9,350	9,297	9,270
20222	Pembuatan dakwat cetak	4,918	4,911	5,760	5,720	5,738	5,647
20231 & 20232	Pembuatan sabun dan bahan pencuci, penyediaan membersih dan mengilat & Pembuatan pewangi dan penyediaan dandanan diri	20,543	20,381	20,420	19,939	20,719	20,598
20291 & 20292 & 20299	Pembuatan plat fotografi, filem, sensitized paper dan other sensitized unexposed materials & Pembuatan dakwat menulis dan melukis & Pembuatan produk kimia lain t.t.t.l.	15,544	15,558	15,603	15,831	15,753	15,853
	Industri lain	464	468	469	465	465	461
210	Pembuatan produk farmaseutikal, kimia perubatan dan botani	24,691	24,817	24,800	28,001	27,853	27,994
21001	Pembuatan bahan aktif ubat-ubatan untuk digunakan oleh bidang farmakologi dalam pembuatan ubat-ubatan	17,532	17,718	17,686	19,720	19,615	19,648
	Industri lain	7,159	7,099	7,114	8,281	8,238	8,346
221	Pembuatan produk getah	125,135	124,663	124,905	130,436	129,975	126,655
22111	Pembuatan tayar getah untuk kenderaan	7,166	7,228	7,193	7,702	7,714	7,531
22112	Pembuatan bunga tayar yang boleh ditukar ganti dan tayar celup	2,218	2,129	2,086	2,189	2,118	1,995
22191 & 22193	Pembuatan produk lain daripada getah asli atau sintetik, tidak divulkan, divulkan atau dikeraskan & Pengilangan semula getah dan prosesan susu getah	16,928	16,741	16,690	17,530	17,379	16,952
22192	Pembuatan sarung tangan getah	65,383	64,940	65,658	68,626	68,438	67,914
22199	Pembuatan produk getah lain yang t.t.t.l.	33,441	33,625	33,278	34,389	34,327	32,264
222	Pembuatan produk plastik	152,343	151,129	155,750	157,536	156,895	156,889
22201 & 22202	Pembuatan produk plastik separa siap & Pembuatan produk plastik siap	33,435	33,192	35,934	37,138	36,993	37,667
22203	Pembuatan artikel plastik untuk pembungkusan barangan	47,719	47,285	48,717	49,077	48,773	48,901
22204	Pembuatan barangan plastik jurubina	3,375	3,357	3,605	3,626	3,569	3,559
22205	Pembuatan pinggan mangkuk, peralatan dapur dan barangan tandas daripada plastik	14,888	14,887	14,992	15,369	15,439	15,478
22209	Pembuatan pelbagai produk plastik t.t.t.l.	52,926	52,408	52,503	52,326	52,120	51,285
231 (23101 & 23102 & 23109)	Pembuatan kaca dan produk kaca	19,062	18,882	18,896	18,857	20,021	20,023

2023											Group Description/Period
Jul.	Ogo.	Sep.	Okt.	Nov.	Dis.	Jan.	Feb.	Mac	Apr.	Mei	
66,582	66,604	67,651	67,898	68,632	68,943	68,848	69,504	67,728	67,540	68,991	Manufacture of products of wood, cork, straw and plaiting materials
36,663	36,583	37,843	38,033	38,577	38,426	38,035	38,412	37,446	37,071	38,304	Manufacture of veneer sheets and plywood
6,891	6,901	6,678	6,721	6,534	6,419	6,275	6,387	6,345	6,261	6,553	Manufacture of particle board and fibreboard
10,094	10,145	10,050	10,001	10,249	10,830	10,966	11,134	10,642	10,772	10,752	Manufacture of builders' carpentry
12,934	12,975	13,080	13,143	13,271	13,268	13,572	13,571	13,295	13,435	13,383	Other industry
56,767	56,700	57,633	58,303	58,481	58,658	58,843	59,436	59,308	58,624	57,792	Manufacture of paper and paper products
8,778	8,679	8,848	9,025	9,128	9,259	9,269	9,407	9,332	9,352	8,476	Manufacture of pulp, paper and paperboard
22,565	22,766	23,291	23,685	23,831	23,850	23,728	23,899	23,877	23,294	23,345	Manufacture of corrugated paper and paperboard and of containers of paper and paperboard
1,736	1,734	1,775	1,762	1,659	1,692	1,745	1,798	1,789	1,760	1,785	Manufacture of envelopes and letter-card
10,756	10,746	10,874	10,895	10,850	10,818	10,909	10,821	10,723	10,671	10,669	Manufacture of household and personal hygiene paper
7,448	7,388	7,321	7,358	7,473	7,480	7,507	7,821	7,837	7,850	7,795	Manufacture of gummed or adhesive paper in strips or rolls and labels and wall paper
5,485	5,388	5,524	5,578	5,539	5,559	5,686	5,691	5,749	5,696	5,722	Other industry
65,724	65,699	65,467	68,259	69,835	70,120	70,262	69,878	70,319	69,596	70,361	Printing, service activities related to printing and reproduction of recorded media
53,663	53,614	53,444	55,755	57,227	57,286	57,387	56,975	57,476	57,255	58,072	Printing
12,061	12,085	12,023	12,504	12,608	12,834	12,875	12,904	12,843	12,341	12,289	Service activities related to printing
											Reproduction of recorded media
17,640	17,686	17,651	17,646	17,670	17,817	17,783	17,989	18,486	18,239	18,209	Manufacture of refined petroleum products
47,174	47,104	47,035	47,810	47,309	47,560	48,311	48,844	49,475	47,928	48,292	Manufacture of basic chemicals, fertilizer and nitrogen compounds, plastics and synthetic rubber in primary forms
5,657	5,599	5,628	5,773	5,777	5,802	5,975	5,984	6,315	5,952	6,194	Manufacture of liquefied or compressed inorganic industrial or medical gases
18,506	18,507	18,579	18,891	19,400	19,633	19,708	19,928	20,155	19,439	19,501	Manufacture of basic organic chemicals
8,741	8,766	8,678	8,793	7,752	7,649	7,916	8,244	8,353	7,938	7,973	Manufacture of inorganic compounds
11,214	11,227	11,143	11,330	11,323	11,413	11,569	11,465	11,428	11,404	11,384	Manufacture of fertilizers
3,057	3,006	3,008	3,022	3,058	3,063	3,145	3,224	3,226	3,194	3,240	Manufacture of associated nitrogen products
55,529	55,317	55,271	55,811	57,081	57,336	57,338	57,121	58,105	56,863	56,332	Manufacture of other chemical products and man-made fibres
3,910	3,692	3,845	3,906	4,069	4,030	4,115	4,189	4,262	4,214	4,231	Manufacture of pesticides and other agrochemical
9,220	9,160	9,162	9,261	9,342	9,451	9,842	9,396	9,966	9,650	9,670	Manufacture of paints, varnishes and similar coatings ink
5,651	5,651	5,660	5,659	5,655	5,659	5,739	5,736	5,967	5,971	5,975	Manufacture of printing ink
20,826	20,845	20,865	21,252	21,656	21,711	21,059	21,265	21,322	20,555	19,912	Manufacture of soap and detergents, cleaning and polishing preparations
15,458	15,505	15,277	15,273	15,938	16,082	16,188	16,102	16,137	16,027	16,098	Manufacture of perfumes and toilet preparations
464	464	461	460	421	402	395	434	451	447	446	Manufacture of photographic plates, films, sensitized paper and other sensitized unexposed materials
28,379	28,682	28,824	28,855	27,473	27,325	26,805	26,916	26,901	28,360	28,019	Manufacture of pharmaceuticals, medicinal chemical and botanical products
20,019	20,244	20,234	20,454	19,397	19,310	18,672	18,728	18,765	20,391	19,831	Manufacture of medicinal active substances to be used for their pharmacological properties in the manufacture of medicaments
8,360	8,438	8,590	8,401	8,076	8,015	8,133	8,188	8,136	7,969	8,188	Other industry
125,708	125,716	125,937	124,115	122,375	122,297	120,492	120,806	121,509	120,578	118,693	Manufacture of rubber products
6,593	6,545	6,534	6,557	6,648	6,618	6,645	6,712	6,740	7,232	7,218	Manufacture of rubber tyres for vehicles
1,995	2,072	2,129	2,155	2,313	2,289	2,296	2,357	2,340	2,330	2,310	Manufacture of interchangeable tyre treads and retreading rubber tyres
17,239	17,441	17,408	17,337	17,706	17,767	18,150	18,698	18,775	19,171	19,237	Manufacture of other products of natural or synthetic rubber, unvulcanized, vulcanized or hardened
67,263	66,739	66,853	65,171	62,825	62,537	59,760	59,343	60,077	58,520	57,283	Rubber remilling and latex processing
32,618	32,920	33,014	32,894	32,883	33,087	33,641	33,697	33,577	33,325	32,645	Manufacture of rubber gloves
158,191	158,320	158,506	158,013	158,891	159,013	159,500	159,940	159,633	161,351	161,657	Manufacture of plastics products
37,812	37,666	37,506	37,315	37,568	37,664	37,595	37,674	37,301	38,878	39,037	Manufacture of semi-manufactures of plastic products
49,093	49,392	49,889	50,348	50,262	50,397	50,487	51,005	50,812	51,237	51,260	Manufacture of finished plastic products
3,578	3,561	3,595	3,685	3,636	3,656	3,703	3,713	3,699	3,680	3,701	Manufacture of plastic articles for the packing of goods
15,588	15,527	15,608	14,724	14,470	14,177	14,472	14,668	14,782	14,621	14,704	Manufacture of builders' plastics ware
52,120	52,173	51,908	51,942	52,955	53,120	53,244	52,879	53,040	52,935	52,954	Manufacture of plastic tableware, kitchenware and toilet articles
											Manufacture of diverse plastic products n.e.c.
20,316	20,723	20,561	20,444	20,841	20,948	21,005	21,062	21,026	21,032	21,266	Manufacture of glass and glass products

Jadual
Table **1.5a** : Bilangan Pekerja Bergaji Sektor Pembuatan Mengikut Kumpulan
: Number of Paid Employees of Manufacturing Sector by Group

Kod Kumpulan Group code	Keterangan Kumpulan/Tempoh	2021	2022	2021			
				Q1	Q2	Q3	Q4
239	Pembuatan pengeluaran galian bukan logam t.t.t.l.	86,772	86,356	86,053	84,988	86,338	86,772
23911	Pembuatan mortar refraktori dan konkrit						
&							
23921	Pembuatan seramik bukan refraktori	11,409	10,661	11,682	11,585	11,268	11,409
23930	Pembuatan produk porselin dan seramik lain	5,100	5,248	5,171	5,271	5,025	5,100
23941	Pembuatan simen hidraulik	7,667	7,303	7,393	7,392	7,368	7,667
23951	Pembuatan konkrit dan mortar siap bancuh dan bancuhan kering	16,004	16,685	14,953	15,129	16,178	16,004
23952	Pembuatan konkrit pratuangan, simen atau artikel batu buatan yang digunakan dalam pembinaan;						
&							
23953	Pembuatan komponen struktur pasang siap untuk bangunan atau kejuruteraan awam dari simen, batu atau konkrit buatan	30,295	30,016	29,886	28,821	29,458	30,295
&							
23959	Pembuatan artikel konkrit, simen dan plaster lain t.t.t.l.						
23990	Pembuatan produk mineral bukan logam lain t.t.t.l.	8,590	8,662	8,351	8,199	8,417	8,590
	Industri lain	7,707	7,782	8,618	8,591	8,624	7,707
241 (24101 & 24102 & 24103 & 24104 & 24109)	Pembuatan besi dan keluli asas	54,326	54,534	52,662	51,756	50,739	54,326
242 (24201 & 24202 & 24209)	Pembuatan logam asas berharga dan logam bukan ferus lain	41,977	42,642	43,467	41,629	41,662	41,977
243	Pengacuan logam	14,773	14,362	15,603	14,511	14,507	14,773
251 & 252	Pembuatan produk struktur logam, tangki, takungan, penjana wap, senjata dan peluru	59,684	60,158	61,301	57,540	59,885	59,684
25113	Pembuatan pintu, tingkap dan bingkai, penutup tingkap dan pintu pagar daripada logam	40,418	40,355	42,112	39,080	41,148	40,418
&							
25119	Pembuatan produk struktur logam lain						
25120	Pembuatan tangki, takungan dan kontena daripada logam	10,948	11,447	10,747	10,497	10,807	10,948
	Industri lain	8,319	8,357	8,443	7,963	7,930	8,319
259	Pembuatan lain-lain produk yang direka daripada logam; aktiviti perkhidmatan kerja logam	96,998	99,084	96,655	94,320	94,729	96,998
25910	Tempaan, tekanan, hentakan dan bentuk gelekkan logam; serbuk metalurgi	21,823	22,151	21,586	21,444	21,559	21,823
25920	Rawatan dan penyalutan logam; menggunakan mesin	12,158	12,860	12,771	11,930	11,648	12,158
25991	Pembuatan tin untuk produk makanan dan minuman, tiub dan kotak boleh dilipat	7,800	7,655	7,681	7,596	7,470	7,800
25992	Pembuatan kabel, plaited bands (jalur/pita berpintal) dan artikel seumpamanya daripada logam						
&							
25993	Pembuatan bolt, skru, nat dan produk uliran seumpamanya	19,308	19,365	18,955	18,562	19,134	19,308
25994	Pembuatan barangan rumah daripada logam	3,194	3,168	3,528	3,141	3,064	3,194
25999	Pembuatan produk lain yang direka daripada logam t.t.t.l.	22,227	23,427	21,812	21,518	21,619	22,227
	Industri lain	10,488	10,458	10,322	10,127	10,236	10,488
261	Pembuatan komponen dan papan elektronik	218,374	234,460	204,576	209,068	211,084	218,374
26101	Pembuatan diod, transistor dan alatan semikonduktor yang seumpamanya						
&							
26102	Pembuatan litar elektronik bersepadu dengan pemasangan mikro	119,761	127,805	113,322	116,030	118,140	119,761
26103	Pembuatan kapasitor dan perintang elektrik						
&							
26104	Pembuatan papan litar bercetak	84,490	92,370	77,520	78,999	79,110	84,490
&							
26105	Pembuatan komponen paparan						
26109	Pembuatan komponen lain untuk aplikasi elektronik	14,124	14,285	13,734	14,039	13,835	14,124
262 (26201 & 26202)	Pembuatan komputer dan kelengkapan peranti	65,839	69,667	61,218	61,865	63,876	65,839
263/ 26300	Pembuatan peralatan komunikasi	24,324	26,230	23,250	24,201	24,171	24,324
264/ 26400	Pembuatan peralatan elektronik pengguna	33,782	35,099	33,624	33,516	34,256	33,782
265	Pembuatan kelengkapan mengukur, menguji, memandu arah dan kawalan; jam tangan dan jam	29,332	31,734	28,566	28,467	28,652	29,332
26511	Pembuatan kelengkapan mengukur, menguji, memandu arah dan kawalan	22,605	24,604	22,007	22,100	22,424	22,605
&							
26512	Pembuatan kelengkapan kawalan proses perindustrian						
26520	Pembuatan jam tangan dan jam dan bahagiannya	6,727	7,131	6,558	6,367	6,228	6,727
266/ 26600	Pembuatan peralatan penyinaran, perubatan elektro dan elektroterapeutik	12,927	13,120	12,881	13,088	13,384	12,927

2022				2023	2022	2023	Group Description/Period
Q1	Q2	Q3	Q4	Q1	(Jan. - Mei)	(Jan. - Mei)	
86,285	86,241	86,614	86,356	84,597	86,045	85,642	Manufacture of non-metallic mineral products n.e.c. Manufacture of refractory mortars and concretes
10,613	10,488	10,305	10,661	9,930	10,476	9,837	Manufacture of non-refractory ceramic
5,067	5,122	5,284	5,248	4,429	5,101	4,534	Manufacture of other porcelain and ceramic products
7,659	7,902	7,036	7,303	7,152	7,915	7,145	Manufacture of hydraulic cement
15,409	15,914	16,550	16,685	15,664	15,880	15,833	Manufacture of ready-mix and dry-mix concrete and mortars
							Manufacture of precast concrete, cement or artificial stone articles for use in construction
30,601	29,880	30,296	30,016	30,811	29,809	31,352	Manufacture of prefabricated structural components for building or civil engineering of cement, concrete or artificial stone
							Manufacture of other articles of concrete, cement and plaster n.e.c.
8,994	8,779	8,833	8,662	8,532	8,773	8,764	Manufacture of other non-metallic mineral products n.e.c.
7,941	8,157	8,310	7,782	8,081	8,090	8,177	Other industry
53,134	53,724	53,779	54,534	54,032	53,314	54,449	Manufacture of basic iron and steel
43,474	42,105	42,633	42,642	43,283	43,254	42,949	Manufacture of basic precious and other non-ferrous metals
15,641	14,579	14,642	14,362	15,271	14,485	14,682	Casting of metals
59,909	58,461	58,655	60,158	60,572	59,608	60,307	Manufacture of structural metal products, tanks, reservoirs , steam generators , weapons and ammunition
40,766	39,197	38,843	40,355	40,398	40,337	40,239	Manufacture of metal doors, windows and their frames, shutters and gates
							Manufacture of other structural metal products
10,865	10,928	11,574	11,447	11,540	11,013	11,368	Manufacture of tanks, reservoirs and containers of metal
8,277	8,337	8,237	8,357	8,633	8,258	8,700	Other industry
99,149	96,926	98,005	99,084	101,196	97,373	99,997	Manufacture of other fabricated metal products; metal working service activities
21,931	22,023	22,744	22,151	21,696	22,087	21,096	Forging, pressing, stamping and roll-forming of metal; powder metallurgy
13,179	12,179	12,460	12,860	13,812	12,331	13,133	Treatment and coating of metals; machining
7,758	7,672	7,651	7,655	7,797	7,624	7,478	Manufacture of tins and cans for food products, collapsible tubes and boxes
							Manufacture of metal cable, plaited bands and similar articles
19,158	18,901	19,031	19,365	19,498	18,881	19,649	Manufacture of bolts, screws, nuts and similar threaded products
3,315	3,188	3,027	3,168	3,374	3,258	3,399	Manufacture of metal household articles
22,990	22,358	22,397	23,427	23,789	22,538	23,865	Manufacture of any other fabricated metal products n.e.c.
10,817	10,606	10,694	10,458	11,228	10,655	11,378	Other industry
221,659	226,483	231,236	234,460	236,008	223,914	242,132	Manufacture of electronic components and boards
							Manufacture of diodes, transistors and similar semiconductor devices
121,453	124,849	127,593	127,805	127,630	123,368	130,700	Manufacture of electronic integrated circuits micro assemblies
							Manufacture of electrical capacitors and resistors
85,967	87,023	89,380	92,370	94,113	85,870	96,536	Manufacture of printed circuit boards
							Manufacture of display components
14,240	14,612	14,263	14,285	14,265	14,676	14,897	Manufacture of other components for electronic applications
66,588	67,693	68,367	69,667	66,793	67,298	67,101	Manufacture of computers and peripheral equipment
24,324	25,314	26,196	26,230	25,929	24,928	26,399	Manufacture of communication equipment
33,826	35,326	35,695	35,099	34,130	34,949	34,215	Manufacture of consumer electronics
29,638	29,895	30,947	31,734	32,146	29,537	32,335	Manufacture of measuring, testing, navigating and control equipment; watches and clocks
22,640	22,845	23,808	24,604	24,911	22,611	25,343	Manufacture of measuring, testing, navigating and control equipment
							Manufacture of industrial process control equipment
6,998	7,049	7,139	7,131	7,236	6,926	6,991	Manufacture of watches and clocks and parts
12,827	12,938	13,139	13,120	13,055	12,827	13,097	Manufacture of irradiation, electromedical and electrotherapeutic equipment

Jadual Table **1.5a** : Bilangan Pekerja Bergaji Sektor Pembuatan Mengikut Kumpulan
: Number of Paid Employees of Manufacturing Sector by Group

Kod Kumpulan Group code	Keterangan Kumpulan/Tempoh	2022					
		Jan.	Feb.	Mac	Apr.	Mei	Jun
239	Pembuatan pengeluaran galian bukan logam t.t.t.l.	87,601	86,032	86,285	86,714	86,045	86,241
23911	Pembuatan mortar refraktori dan konkrit						
&							
23921	Pembuatan seramik bukan refraktori	10,694	10,459	10,613	10,507	10,476	10,488
23930	Pembuatan produk porselin dan seramik lain	5,190	5,132	5,067	5,030	5,101	5,122
23941	Pembuatan simen hidraulik	7,687	7,697	7,659	7,888	7,915	7,902
23951	Pembuatan konkrit dan mortar siap bancuh dan bancuhan kering	16,143	15,368	15,409	16,087	15,880	15,914
23952	Pembuatan konkrit pratuangan, simen atau artikel batu buatan yang digunakan dalam pembinaan;						
&							
23953	Pembuatan komponen struktur pasang siap untuk bangunan atau kejuruteraan awam dari simen, batu atau konkrit buatan	30,821	30,287	30,601	30,102	29,809	29,880
&							
23959	Pembuatan artikel konkrit, simen dan plaster lain t.t.t.l.						
23990	Pembuatan produk mineral bukan logam lain t.t.t.l.	8,927	9,021	8,994	8,949	8,773	8,779
	Industri lain	8,139	8,067	7,941	8,150	8,090	8,157
241 (24101 & 24102 & 24103 & 24104 & 24109)	Pembuatan besi dan keluli asas	54,006	52,709	53,134	53,358	53,314	53,724
242 (24201 & 24202 & 24209)	Pembuatan logam asas berharga dan logam bukan ferus lain	42,550	43,684	43,474	43,758	43,254	42,105
243	Pengacuan logam	15,364	15,691	15,641	14,651	14,485	14,579
251 & 252	Pembuatan produk struktur logam, tangki, takungan, penjana wap, senjata dan peluru	59,751	59,357	59,909	59,372	59,608	58,461
25113	Pembuatan pintu, tingkap dan bingkai, penutup tingkap dan pintu pagar daripada logam	40,558	40,308	40,766	40,145	40,337	39,197
&							
25119	Pembuatan produk struktur logam lain						
25120	Pembuatan tangki, takungan dan kontena daripada logam	10,864	10,907	10,865	10,975	11,013	10,928
	Industri lain	8,330	8,142	8,277	8,252	8,258	8,337
259	Pembuatan lain-lain produk yang direka daripada logam; aktiviti perkhidmatan kerja logam	97,460	97,873	99,149	97,668	97,373	96,926
25910	Tempaan, tekanan, hentakan dan bentuk gelekkan logam; serbuk metalurgi	22,053	22,104	21,931	21,897	22,087	22,023
25920	Rawatan dan penyalutan logam; menggunakan mesin	12,243	12,636	13,179	12,435	12,331	12,179
25991	Pembuatan tin untuk produk makanan dan minuman, tiub dan kotak boleh dilipat	7,949	7,881	7,758	7,842	7,624	7,672
25992	Pembuatan kabel, plaited bands (jalur/pita berpintal) dan artikel seumpamanya daripada logam	19,189	19,230	19,158	18,932	18,881	18,901
&							
25993	Pembuatan bolt, skru, nat dan produk uliran seumpamanya						
25994	Pembuatan barangan rumah daripada logam	3,174	3,202	3,315	3,213	3,258	3,188
25999	Pembuatan produk lain yang direka daripada logam t.t.t.l.	22,348	22,213	22,990	22,578	22,538	22,358
	Industri lain	10,504	10,607	10,817	10,771	10,655	10,606
261	Pembuatan komponen dan papan elektronik	217,493	219,452	221,659	223,410	223,914	226,483
26101	Pembuatan diod, transistor dan alatan semikonduktor yang seumpamanya	118,738	119,920	121,453	123,132	123,368	124,849
&							
26102	Pembuatan litar elektronik bersepadu dengan pemasangan mikro						
26103	Pembuatan kapasitor dan perintang elektrik						
&							
26104	Pembuatan papan litar bercetak	84,511	85,312	85,967	85,852	85,870	87,023
&							
26105	Pembuatan komponen paparan						
26109	Pembuatan komponen lain untuk aplikasi elektronik	14,244	14,220	14,240	14,426	14,676	14,612
262 (26201 & 26202)	Pembuatan komputer dan kelengkapan peranti	66,148	66,213	66,588	66,284	67,298	67,693
263/ 26300	Pembuatan peralatan komunikasi	24,003	24,284	24,324	24,524	24,928	25,314
264/ 26400	Pembuatan peralatan elektronik pengguna	34,126	33,941	33,826	34,526	34,949	35,326
265	Pembuatan kelengkapan mengukur, menguji, memandu arah dan kawalan; jam tangan dan jam	29,553	29,454	29,638	29,550	29,537	29,895
26511	Pembuatan kelengkapan mengukur, menguji, memandu arah dan kawalan	22,822	22,666	22,640	22,651	22,611	22,845
&							
26512	Pembuatan kelengkapan kawalan proses perindustrian						
26520	Pembuatan jam tangan dan jam dan bahagiannya	6,731	6,787	6,998	6,899	6,926	7,049
266/ 26600	Pembuatan peralatan penyinaran, perubatan elektro dan elektroterapeutik	12,854	12,808	12,827	12,714	12,827	12,938

2023											Group Description/Period
Jul.	Ogo.	Sep.	Okt.	Nov.	Dis.	Jan.	Feb.	Mac	Apr.	Mei	
86,684	86,089	86,614	86,623	86,667	86,356	86,764	84,734	84,597	85,017	85,642	Manufacture of non-metallic mineral products n.e.c.
											<i>Manufacture of refractory mortars and concretes</i>
10,482	10,418	10,305	10,352	10,732	10,661	10,126	9,968	9,930	9,889	9,837	<i>Manufacture of non-refractory ceramic</i>
5,245	5,272	5,284	5,277	5,240	5,248	5,261	4,449	4,429	4,384	4,534	<i>Manufacture of other porcelain and ceramic products</i>
7,918	6,905	7,036	7,043	7,344	7,303	7,410	7,413	7,152	7,130	7,145	<i>Manufacture of hydraulic cement</i>
15,865	16,317	16,550	16,585	16,883	16,685	16,853	15,890	15,664	15,652	15,833	<i>Manufacture of ready-mix and dry-mix concrete and mortars</i>
											<i>Manufacture of precast concrete, cement or artificial stone articles for use in construction</i>
30,237	30,084	30,296	30,466	29,939	30,016	30,459	30,305	30,811	31,153	31,352	<i>Manufacture of prefabricated structural components for building or civil engineering of cement, concrete or artificial stone</i>
											<i>Manufacture of other articles of concrete, cement and plaster n.e.c.</i>
8,814	8,792	8,833	8,596	8,624	8,662	8,558	8,621	8,532	8,618	8,764	<i>Manufacture of other non-metallic mineral products n.e.c.</i>
8,123	8,301	8,310	8,305	7,905	7,782	8,097	8,088	8,081	8,189	8,177	<i>Other industry</i>
53,707	53,646	53,779	54,665	54,524	54,534	54,998	53,259	54,032	54,039	54,449	Manufacture of basic iron and steel
42,521	42,554	42,633	42,565	42,523	42,642	42,836	43,852	43,283	43,049	42,949	Manufacture of basic precious and other non-ferrous metals
14,664	14,580	14,642	14,763	14,411	14,362	14,866	15,369	15,271	14,889	14,682	Casting of metals
58,305	58,501	58,655	58,569	58,615	60,158	59,926	60,142	60,572	59,650	60,307	Manufacture of structural metal products, tanks, reservoirs , steam generators , weapons and ammunition
38,893	38,804	38,843	38,649	38,764	40,355	40,023	40,175	40,398	39,796	40,239	<i>Manufacture of metal doors, windows and their frames, shutters and gates</i>
											<i>Manufacture of other structural metal products</i>
11,029	11,182	11,574	11,564	11,534	11,447	11,429	11,507	11,540	11,227	11,368	<i>Manufacture of tanks, reservoirs and containers of metal</i>
8,383	8,515	8,237	8,356	8,318	8,357	8,474	8,460	8,633	8,626	8,700	<i>Other industry</i>
96,892	97,243	98,005	97,929	98,098	99,084	100,149	101,147	101,196	99,821	99,997	Manufacture of other fabricated metal products; metal working service activities
21,806	22,305	22,744	22,490	22,122	22,151	22,317	21,794	21,696	21,086	21,096	<i>Forging, pressing, stamping and roll-forming of metal; powder metallurgy</i>
12,415	12,344	12,460	12,682	12,519	12,860	12,990	13,420	13,812	13,194	13,133	<i>Treatment and coating of metals; machining</i>
7,724	7,759	7,651	7,595	7,693	7,655	7,925	7,926	7,797	7,461	7,478	<i>Manufacture of tins and cans for food products, collapsible tubes and boxes</i>
											<i>Manufacture of metal cable, plaited bands and similar articles</i>
18,945	19,007	19,031	19,135	19,405	19,365	19,603	19,804	19,498	19,600	19,649	<i>Manufacture of bolts, screws, nuts and similar threaded products</i>
3,008	3,029	3,027	3,023	3,178	3,168	3,224	3,222	3,374	3,420	3,399	<i>Manufacture of metal household articles</i>
22,278	22,186	22,397	22,394	22,712	23,427	23,533	24,024	23,789	23,792	23,865	<i>Manufacture of any other fabricated metal products n.e.c.</i>
10,716	10,614	10,694	10,610	10,469	10,458	10,557	10,956	11,228	11,269	11,378	<i>Other industry</i>
227,591	229,495	231,236	230,820	232,722	234,460	232,601	235,331	236,008	240,519	242,132	Manufacture of electronic components and boards
125,551	127,253	127,593	127,100	126,922	127,805	125,741	127,188	127,630	132,595	130,700	<i>Manufacture of diodes, transistors and similar semiconductor devices</i>
											<i>Manufacture of electronic integrated circuits micro assemblies</i>
											<i>Manufacture of electrical capacitors and resistors</i>
87,549	87,851	89,380	89,568	91,413	92,370	92,577	93,866	94,113	93,703	96,536	<i>Manufacture of printed circuit boards</i>
											<i>Manufacture of display components</i>
14,491	14,391	14,263	14,152	14,388	14,285	14,283	14,277	14,265	14,221	14,897	<i>Manufacture of other components for electronic applications</i>
67,694	68,390	68,367	67,995	70,189	69,667	66,447	66,566	66,793	66,430	67,101	Manufacture of computers and peripheral equipment
25,435	25,770	26,196	26,094	26,072	26,230	26,067	25,910	25,929	26,167	26,399	Manufacture of communication equipment
35,808	37,486	35,695	35,631	35,379	35,099	34,397	34,161	34,130	33,564	34,215	Manufacture of consumer electronics
30,282	30,749	30,947	31,136	31,633	31,734	31,749	32,153	32,146	32,093	32,335	Manufacture of measuring, testing, navigating and control equipment; watches and clocks
23,211	23,624	23,808	24,010	24,534	24,604	24,687	25,020	24,911	24,945	25,343	<i>Manufacture of measuring, testing, navigating and control equipment</i>
											<i>Manufacture of industrial process control equipment</i>
7,070	7,125	7,139	7,126	7,099	7,131	7,062	7,133	7,236	7,148	6,991	<i>Manufacture of watches and clocks and parts</i>
13,008	13,136	13,139	13,185	13,176	13,120	13,142	13,004	13,055	12,999	13,097	Manufacture of irradiation, electromedical and electrotherapeutic equipment

Jadual
Table **1.5a** : Bilangan Pekerja Bergaji Sektor Pembuatan Mengikut Kumpulan
: Number of Paid Employees of Manufacturing Sector by Group

Kod Kumpulan Group code	Keterangan Kumpulan/Tempoh	2021	2022	2021			
				Q1	Q2	Q3	Q4
267 (26701 & 26702) & 268 (26800)	Pembuatan peralatan optikal, kelengkapan fotografi, media magnetik dan optikal	5,900	5,818	6,353	6,352	6,261	5,900
271	Pembuatan motor elektrik, penjana, transformer dan perkakasan pengagihan dan pengawalan elektrik	43,287	44,502	41,568	40,743	42,472	43,287
	27101 Pembuatan motor elektrik, penjana dan transformer	19,041	18,608	19,015	18,385	18,891	19,041
	27102 Pembuatan perkakasan pengagihan dan pengawalan elektrik	24,245	25,894	22,552	22,358	23,582	24,245
272/ 27200	Pembuatan bateri dan akumulator	8,019	8,687	8,964	8,620	8,604	8,019
273	Pembuatan pendawaian dan peranti pendawaian	24,181	24,074	21,783	22,241	23,044	24,181
	27310 Pembuatan kabel gantian optikal	887	926	887	874	946	887
	27320 Pembuatan wayar dan kabel elektronik dan elektrik lain	21,561	21,825	19,449	19,631	20,353	21,561
	27330 Pembuatan alatan pendawaian pembawa dan bukan pembawa arus untuk litar elektrik (tanpa mengira jenis bahan)	1,733	1,323	1,447	1,736	1,745	1,733
274/ 27400	Pembuatan kelengkapan pencahayaan elektrik	3,692	3,656	4,415	4,321	4,105	3,692
275/ 27500	Pembuatan perkakasan domestik	15,318	14,844	15,462	15,009	14,755	15,318
279/ 27900	Pembuatan kelengkapan elektrik lain	7,583	7,818	7,466	7,335	7,381	7,583
281 & 282	Pembuatan jentera kegunaan umum dan kegunaan khas	92,969	96,289	92,497	93,644	91,587	92,969
	28120 Pembuatan alat-alat kuasa bendalir &	7,625	7,548	6,250	6,121	6,262	7,625
	28130 Pembuatan pam, pemampat, kepala paip dan injap lain						
	28180 Pembuatan alatan tangan yang menggunakan kuasa dilengkapkan dengan motor elektrik atau bukan motor elektrik atau pneumatik &	22,560	22,093	23,726	23,781	23,311	22,560
	28220 Pembuatan jentera pembentukan logam dan alatan mesin						
	28192 Pembuatan mesin penyaman udara, termasuk untuk kenderaan bermotor	8,760	10,104	9,240	9,077	8,696	8,760
	28290 Pembuatan lain-lain mesin bertujuan khas t.t.t.l. Industri lain	9,574	9,303	9,890	9,850	9,395	9,574
		44,450	47,242	43,391	44,816	43,922	44,450
291 (29101 & 29102)	Pembuatan kenderaan bermotor	24,246	25,340	23,975	23,655	23,976	24,246
292/ 29200	Pembuatan kerangka (<i>coachwork</i>) untuk kenderaan bermotor; pembuatan treler dan semi treler	6,504	7,336	6,509	6,563	6,572	6,504
293/ 29300	Pembuatan alat ganti dan aksesori untuk kenderaan bermotor	53,048	54,158	52,742	52,493	52,484	53,048
301 (30110 & 30120)	Pembinaan kapal dan bot	12,847	13,936	13,318	12,340	12,971	12,847
302, 303, 304 & 309	Pembuatan lokomotif keretapi, <i>rolling stock</i> , kapal angkasa dan udara, jentera berkaitan, kenderaan tempur ketenteraan, dan kelengkapan pengangkutan t.t.t.l.	28,749	29,491	29,773	28,366	28,632	28,749
	30910 Pembuatan motosikal	11,399	11,782	11,645	11,084	11,280	11,399
	30920 Pembuatan basikal dan <i>invalid carriages</i>	3,222	3,464	3,861	3,372	3,237	3,222
	Industri lain	14,129	14,244	14,267	13,910	14,115	14,129
310	Pembuatan perabot	76,839	77,294	75,614	72,124	77,542	76,839
	31001 Pembuatan perabot kayu dan rotan	58,845	59,201	56,642	53,543	58,867	58,845
	Industri lain	17,994	18,092	18,971	18,581	18,674	17,994
321 (32110 & 32120)	Pembuatan barang kemas, <i>bijouterie</i> dan artikel berkaitan	5,401	5,577	5,436	5,268	5,284	5,401
322, 325 & 329	Pembuatan instrumen muzik, peralatan dan bekalan perubatan dan pergigian dan pembuatan lain t.t.t.l.	26,303	27,237	25,614	25,402	25,565	26,303
	32901 Pembuatan alat tulis	6,332	6,191	6,063	5,975	6,016	6,332
	Industri lain	19,972	21,046	19,551	19,427	19,549	19,972
323/ 32300	Pembuatan barangan sukan	2,667	2,723	2,652	2,564	2,526	2,667
324/ 32400	Pembuatan permainan dan mainan	4,851	5,251	4,882	4,698	4,800	4,851
331 & 332	Pembaikan pemasangan produk logam, jentera, kelengkapan dan pemasangan jentera perindustrian dan kelengkapan	41,456	42,314	41,113	40,018	41,003	41,456
	33150 Pembaikan dan penyelenggaraan kelengkapan pengangkutan kecuali motosikal dan basikal	6,594	6,891	6,963	6,648	6,610	6,594
	Industri lain	34,861	35,423	34,151	33,370	34,392	34,861
Jumlah Pembuatan		2,259,619	2,335,435	2,233,545	2,215,420	2,231,406	2,259,619

2022				2023	2022		2023		Group Description/Period
Q1	Q2	Q3	Q4	Q1	(Jan. - Mei)	(Jan. - Mei)			
5,643	5,936	5,999	5,818	5,980	5,822	5,916		Manufacture of optical instruments, photographic equipment, magnetic and optical media	
43,237	42,382	44,414	44,502	44,617	42,223	43,288		Manufacture of electric motors, generators, transformers and electricity distribution and control apparatus	
19,128	18,606	18,852	18,608	18,928	18,675	18,325		Manufacture of electric motors, generators and transformers	
24,109	23,776	25,562	25,894	25,689	23,549	24,962		Manufacture of electricity distribution and control apparatus	
8,489	8,318	8,849	8,687	8,624	8,110	8,587		Manufacture of batteries and accumulators	
23,924	24,331	24,275	24,074	24,299	24,295	23,557		Manufacture of wiring and wiring devices	
937	966	1,026	926	949	962	974		Manufacture of fibre optic cables	
21,213	21,614	21,499	21,825	21,892	21,591	21,087		Manufacture of other electronic and electric wires and cables	
1,774	1,751	1,750	1,323	1,459	1,742	1,496		Manufacture of current -carrying and non current-carrying wiring devices for electrical circuits regardless of material	
3,642	3,790	4,043	3,656	3,624	3,669	3,501		Manufacture of electric lighting equipment	
15,787	15,552	14,968	14,844	15,597	15,530	15,888		Manufacture of domestic appliances	
7,727	7,812	7,686	7,818	7,873	7,731	7,741		Manufacture of other electrical equipment	
93,591	96,289	95,616	96,289	97,105	94,870	96,815		Manufacture of general-purpose and special-purpose machinery	
7,756	7,565	7,475	7,548	7,916	7,602	7,856		Manufacture of fluid power equipment	
22,721	22,846	22,359	22,093	22,879	22,805	22,787		Manufacture of other pumps, compressors, taps and valves	
9,434	9,295	9,670	10,104	10,320	9,328	9,980		Manufacture of power-driven hand tools with self-contained electric or non-electric motor or pneumatic drives	
9,900	9,860	9,283	9,303	9,516	9,888	9,689		Manufacture of metal-forming machinery and machine tools	
43,781	46,723	46,829	47,242	46,473	45,247	46,503		Manufacture of air-conditioning machines, including for motor vehicles	
24,441	24,590	25,233	25,340	24,538	23,870	24,840		Manufacture of other special-purpose machinery n.e.c.	
6,672	6,905	7,078	7,336	7,572	6,796	7,595		Other industry	
53,903	54,279	54,005	54,158	54,927	54,234	55,002		Manufacture of motor vehicles	
13,252	13,269	13,692	13,936	14,201	13,129	14,262		Manufacture of bodies (coachwork) for motor vehicles; manufacture of trailers and semi-trailers	
30,075	29,704	30,033	29,491	30,053	29,733	29,565		Manufacture of parts and accessories for motor vehicles	
11,960	11,574	11,822	11,782	12,510	11,512	11,853		Building of ships and boats	
3,428	3,554	3,567	3,464	3,241	3,515	3,146		Manufacture of railway locomotives, rolling stock, air and spacecraft, related machinery, military fighting vehicles and transport equipment n.e.c	
14,688	14,577	14,644	14,244	14,302	14,705	14,566		Manufacture of motorcycles	
78,959	79,824	78,998	77,294	79,337	79,616	80,682		Manufacture of bicycles and invalid carriages	
60,777	61,735	60,915	59,201	60,595	61,540	61,915		Other industry	
18,182	18,088	18,083	18,092	18,742	18,076	18,767		Manufacture of furniture	
5,335	5,278	5,375	5,577	6,107	5,403	6,041		Manufacture of wooden and cane furniture	
26,627	26,857	27,241	27,237	27,190	26,786	27,073		Other industry	
6,137	6,149	6,281	6,191	6,062	6,199	6,077		Manufacture of jewellery, bijouterie and related articles	
20,490	20,708	20,960	21,046	21,129	20,587	20,996		Manufacture of musical instruments, medical and dental instruments and supplies and other manufacturing n.e.c.	
2,614	2,605	2,639	2,723	2,585	2,640	2,580		Manufacture of stationery	
4,936	5,039	5,439	5,251	5,052	4,925	5,044		Other industry	
42,865	43,016	41,867	42,314	43,583	43,347	44,026		Manufacture of sports goods	
6,667	6,739	6,625	6,891	7,280	6,709	7,286		Manufacture of games and toys	
36,198	36,276	35,242	35,423	36,302	36,638	36,740		Repair of fabricated metal products, machinery and equipment and installation of industrial machinery and equipment	
2,287,325	2,297,905	2,316,961	2,335,435	2,351,269	2,296,686	2,355,748		Repair and maintenance of transport equipment except motorcycles and bicycles	
								Other industry	
								Total Manufacturing	

Jadual
Table **1.5a** : Bilangan Pekerja Bergaji Sektor Pembuatan Mengikut Kumpulan
: Number of Paid Employees of Manufacturing Sector by Group

Kod Kumpulan Group code	Keterangan Kumpulan/Tempoh	2022					
		Jan.	Feb.	Mac	Apr.	Mei	Jun
267 (26701 & 26702) & 268 (26800)	Pembuatan peralatan optikal, kelengkapan fotografi, media magnetik dan optikal	5,601	5,674	5,643	5,859	5,822	5,936
271	Pembuatan motor elektrik, penjana, transformer dan perkakasan pengagihan dan pengawalan elektrik	43,546	43,361	43,237	42,301	42,223	42,382
27101	Pembuatan motor elektrik, penjana dan transformer	19,281	19,161	19,128	18,574	18,675	18,606
27102	Pembuatan perkakasan pengagihan dan pengawalan elektrik	24,265	24,200	24,109	23,727	23,549	23,776
272/ 27200	Pembuatan bateri dan akumulator	8,030	8,513	8,489	8,388	8,110	8,318
273	Pembuatan pendawaian dan peranti pendawaian	24,094	23,788	23,924	24,027	24,295	24,331
27310	Pembuatan kabel gantian optikal	884	884	937	946	962	966
27320	Pembuatan wayar dan kabel elektronik dan elektrik lain	21,457	21,151	21,213	21,312	21,591	21,614
27330	Pembuatan alatan pendawaian pembawa dan bukan pembawa arus untuk litar elektrik (tanpa mengira jenis bahan)	1,753	1,753	1,774	1,770	1,742	1,751
274/ 27400	Pembuatan kelengkapan pencahayaan elektrik	3,705	3,698	3,642	3,652	3,669	3,790
275/ 27500	Pembuatan perkakasan domestik	15,393	15,300	15,787	15,574	15,530	15,552
279/ 27900	Pembuatan kelengkapan elektrik lain	7,631	7,593	7,727	7,697	7,731	7,812
281 & 282	Pembuatan jentera kegunaan umum dan kegunaan khas	93,820	95,057	93,591	94,805	94,870	96,289
28120 & 28130	Pembuatan alat-alat kuasa bendalir	7,649	7,703	7,756	7,678	7,602	7,565
28180 & 28220	Pembuatan pam, pemampat, kepala paip dan injap lain	22,670	23,030	22,721	22,797	22,805	22,846
28180 & 28220	Pembuatan alatan tangan yang menggunakan kuasa dilengkapkan dengan motor elektrik atau bukan motor elektrik atau pneumatik	22,670	23,030	22,721	22,797	22,805	22,846
28220	Pembuatan jentera pembentukan logam dan alatan mesin						
28192	Pembuatan mesin penyaman udara, termasuk untuk kenderaan bermotor	9,300	9,415	9,434	9,334	9,328	9,295
28290	Pembuatan lain-lain mesin bertujuan khas t.t.t.l. Industri lain	9,728	9,855	9,900	9,955	9,888	9,860
		44,473	45,054	43,781	45,041	45,247	46,723
291 (29101 & 29102)	Pembuatan kenderaan bermotor	24,294	24,524	24,441	24,098	23,870	24,590
292/ 29200	Pembuatan kerangka (<i>coachwork</i>) untuk kenderaan bermotor; pembuatan treler dan semi treler	6,514	6,757	6,672	6,814	6,796	6,905
293/ 29300	Pembuatan alat ganti dan aksesori untuk kenderaan bermotor	53,581	53,814	53,903	54,112	54,234	54,279
301 (30110 & 30120)	Pembinaan kapal dan bot	13,103	13,066	13,252	13,056	13,129	13,269
302, 303, 304 & 309	Pembuatan lokomotif keretapi, <i>rolling stock</i> , kapal angkasa dan udara, jentera berkaitan, kenderaan tempur ketenteraan, dan kelengkapan pengangkutan t.t.t.l.	29,738	29,978	30,075	29,858	29,733	29,704
30910	Pembuatan motosikal	11,680	11,785	11,960	11,684	11,512	11,574
30920	Pembuatan basikal dan <i>invalid carriages</i>	3,442	3,431	3,428	3,458	3,515	3,554
	Industri lain	14,616	14,763	14,688	14,716	14,705	14,577
310	Pembuatan perabot	78,359	78,533	78,959	80,154	79,616	79,824
31001	Pembuatan perabot kayu dan rotan	60,314	60,211	60,777	61,922	61,540	61,735
	Industri lain	18,045	18,322	18,182	18,232	18,076	18,088
321 (32110 & 32120)	Pembuatan barang kemas, <i>bijouterie</i> dan artikel berkaitan	5,507	5,602	5,335	5,409	5,403	5,278
322, 325 & 329	Pembuatan instrumen muzik, peralatan dan bekalan perubatan dan pergigian dan pembuatan lain t.t.t.l.	26,385	26,487	26,627	26,676	26,786	26,857
32901	Pembuatan alat tulis	6,288	6,308	6,137	6,181	6,199	6,149
	Industri lain	20,097	20,180	20,490	20,496	20,587	20,708
323/ 32300	Pembuatan barangan sukan	2,692	2,606	2,614	2,625	2,640	2,605
324/ 32400	Pembuatan permainan dan mainan	4,853	5,006	4,936	4,833	4,925	5,039
331 & 332	Pembaikan pemasangan produk logam, jentera, kelengkapan dan pemasangan jentera perindustrian dan kelengkapan	42,529	42,470	42,865	43,097	43,347	43,016
33150	Pembaikan dan penyelenggaraan kelengkapan pengangkutan kecuali motosikal dan basikal	6,754	6,628	6,667	6,724	6,709	6,739
	Industri lain	35,775	35,842	36,198	36,373	36,638	36,276
Jumlah Pembuatan		2,274,146	2,275,927	2,287,325	2,291,470	2,296,686	2,297,905

2023											Group Description/Period
Jul.	Ogo.	Sep.	Okt.	Nov.	Dis.	Jan.	Feb.	Mac	Apr.	Mei	
5,857	6,021	5,999	5,997	5,740	5,818	6,019	5,956	5,980	5,891	5,916	Manufacture of optical instruments, photographic equipment, magnetic and optical media
43,008	44,102	44,414	44,512	44,336	44,502	44,702	44,495	44,617	43,615	43,288	Manufacture of electric motors, generators, transformers and electricity distribution and control
18,555	18,619	18,852	18,783	18,521	18,608	19,030	18,915	18,928	18,370	18,325	Manufacture of electric motors, generators and
24,453	25,483	25,562	25,728	25,815	25,894	25,672	25,580	25,689	25,245	24,962	Manufacture of electricity distribution and control
8,198	8,389	8,849	8,955	8,635	8,687	8,689	8,630	8,624	8,538	8,587	Manufacture of batteries and accumulators
23,984	24,548	24,275	24,337	24,749	24,074	23,949	24,428	24,299	24,434	23,557	Manufacture of wiring and wiring devices
999	1,016	1,026	1,022	929	926	936	941	949	961	974	Manufacture of fibre optic cables
21,238	21,781	21,499	21,583	22,072	21,825	21,586	22,060	21,892	21,973	21,087	Manufacture of other electronic and electric wires and
1,746	1,750	1,750	1,732	1,748	1,323	1,427	1,427	1,459	1,501	1,496	Manufacture of current -carrying and non current-carrying wiring devices for electrical circuits regardless of material
3,953	3,942	4,043	4,012	3,632	3,656	3,601	3,521	3,624	3,528	3,501	Manufacture of electric lighting equipment
15,266	15,415	14,968	15,273	14,704	14,844	14,901	14,932	15,597	15,371	15,888	Manufacture of domestic appliances
7,847	7,938	7,686	7,725	7,819	7,818	7,905	7,882	7,873	7,782	7,741	Manufacture of other electrical equipment
95,670	95,818	95,616	96,128	96,173	96,289	96,996	98,086	97,105	97,395	96,815	Manufacture of general-purpose and special-purpose machinery
7,582	7,542	7,475	7,522	7,568	7,548	7,902	7,976	7,916	7,874	7,856	Manufacture of fluid power equipment
22,405	22,395	22,359	22,294	22,175	22,093	22,213	22,593	22,879	22,934	22,787	Manufacture of other pumps, compressors, taps and valves
9,487	9,593	9,670	9,688	9,905	10,104	10,379	10,517	10,320	10,248	9,980	Manufacture of power-driven hand tools with self-contained electric or non-electric motor or pneumatic drives
9,850	9,696	9,283	9,326	9,213	9,303	9,397	9,530	9,516	9,637	9,689	Manufacture of metal-forming machinery and machine tools
46,346	46,591	46,829	47,297	47,312	47,242	47,104	47,471	46,473	46,702	46,503	Manufacture of air-conditioning machines, including for motor vehicles
25,068	25,180	25,233	25,217	25,233	25,340	25,254	24,684	24,538	24,501	24,840	Manufacture of other special-purpose machinery n.e.c.
6,862	6,937	7,078	7,084	6,998	7,336	7,361	7,676	7,572	7,590	7,595	Other industry
54,106	53,973	54,005	54,085	54,084	54,158	54,385	54,728	54,927	54,833	55,002	Manufacture of motor vehicles
13,607	13,669	13,692	14,008	14,044	13,936	14,356	14,389	14,201	14,031	14,262	Manufacture of bodies (coachwork) for motor vehicles; manufacture of trailers and semi-trailers
29,633	29,736	30,033	29,678	29,559	29,491	29,937	29,923	30,053	29,681	29,565	Manufacture of parts and accessories for motor vehicles
11,425	11,539	11,822	11,757	11,782	11,782	12,113	12,233	12,510	12,163	11,853	Building of ships and boats
3,562	3,500	3,567	3,562	3,532	3,464	3,349	3,280	3,241	3,227	3,146	Manufacture of railway locomotives, rolling stock, air and spacecraft, related machinery, military fighting vehicles and transport equipment n.e.c
14,647	14,696	14,644	14,359	14,245	14,244	14,475	14,411	14,302	14,290	14,566	Manufacture of motorcycles
78,338	78,497	78,998	78,762	77,544	77,294	79,024	79,053	79,337	80,462	80,682	Manufacture of bicycles and invalid carriages
60,345	60,650	60,915	60,637	59,865	59,201	60,332	60,239	60,595	61,799	61,915	Other industry
17,993	17,846	18,083	18,124	17,680	18,092	18,692	18,815	18,742	18,664	18,767	Manufacture of furniture
5,351	5,328	5,375	5,434	5,569	5,577	5,981	6,112	6,107	6,014	6,041	Manufacture of wooden and cane furniture
27,270	27,293	27,241	27,119	27,119	27,237	27,159	27,107	27,190	26,890	27,073	Other industry
6,263	6,272	6,281	6,272	6,134	6,191	6,215	6,079	6,062	6,057	6,077	Manufacture of jewellery, bijouterie and related articles
21,006	21,020	20,960	20,847	20,985	21,046	20,944	21,028	21,129	20,833	20,996	Manufacture of musical instruments, medical and dental instruments and supplies and other manufacturing n.e.c.
2,615	2,637	2,639	2,683	2,649	2,723	2,646	2,547	2,585	2,576	2,580	Manufacture of stationery
5,317	5,337	5,439	5,432	5,371	5,251	5,130	5,127	5,052	5,024	5,044	Other industry
42,826	42,276	41,867	42,353	42,172	42,314	43,460	43,478	43,583	43,684	44,026	Manufacture of sports goods
6,640	6,601	6,625	6,625	6,730	6,891	7,422	7,409	7,280	7,434	7,286	Manufacture of games and toys
36,187	35,675	35,242	35,728	35,441	35,423	36,037	36,069	36,302	36,251	36,740	Repair of fabricated metal products, machinery and equipment and installation of industrial machinery and equipment
											Repair and maintenance of transport equipment except motorcycles and bicycles
											Other industry
2,300,906	2,309,353	2,316,961	2,321,179	2,328,070	2,335,435	2,341,951	2,349,967	2,351,269	2,349,159	2,355,748	Total Manufacturing

Jadual **1.5b** : Bilangan Pekerja Bergaji Sektor Pembuatan Mengikut Kumpulan: Perubahan Peratusan Tahunan
 Table : Number of Paid Employees of Manufacturing Sector by Group: Annual Percentage Change

Kod Kumpulan Group code	Keterangan Kumpulan/Tempoh			2021				2022				2023	2022	2023
		2021	2022	Q1	Q2	Q3	Q4	Q1	Q2	Q3	Q4	Q1	(Jan. - Mei)	(Jan. - Mei)
101	Pemprosesan dan pengawetan daging	1.1	4.9	-0.7	1.2	2.0	1.1	-0.02	0.4	-0.1	4.9	6.3	0.4	9.6
102	Pemprosesan dan pengawetan ikan, krustasea dan moluska	2.2	5.3	-1.0	-0.4	-0.1	2.2	-2.3	3.2	3.9	5.3	9.1	0.8	7.9
	10201 Pengetinan ikan, krustasea dan moluska & 10202 Pemprosesan dan pengawetan ikan, krustasea dan moluska	-0.6	6.4	-0.3	-0.8	-1.4	-0.6	-3.5	0.9	3.0	6.4	9.5	-0.4	8.1
	Industri lain	19.5	-0.4	-4.9	2.1	7.9	19.5	4.2	17.0	9.2	-0.4	6.7	7.8	6.8
103	Pemprosesan dan pengawetan buah-buahan dan sayur - sayuran	-9.1	-2.1	-2.5	-7.9	-8.7	-9.1	-9.1	-9.3	-2.1	-2.1	2.2	-9.1	6.2
	10303 Pengetinan nanas & 10304 Pembuatan jem, marmalad dan sajian jeli	-50.6	12.4	8.0	6.9	-51.0	-50.6	-57.0	-52.1	-2.9	12.4	17.0	-54.1	11.4
	Industri lain	-4.5	-3.0	-3.6	-9.3	-4.0	-4.5	-3.8	-4.6	-2.1	-3.0	1.5	-4.2	6.0
104	Pembuatan minyak dan lemak daripada sayuran dan haiwan	2.9	6.0	-1.9	-3.2	-0.3	2.9	3.2	3.1	3.6	6.0	6.9	2.7	6.8
	10404 Pembuatan minyak sayuran mentah dan bertapis & 10406 Pembuatan sebatian lemak masakan	5.5	5.7	-2.5	3.5	-0.1	5.5	1.8	4.6	5.0	5.7	9.9	3.5	8.0
	10405 Pembuatan minyak kelapa	2.9	4.9	2.2	0.8	0.3	2.9	3.5	6.8	7.5	4.9	3.5	6.8	1.3
	Industri lain	2.7	6.0	-2.0	-3.7	-0.3	2.7	3.3	2.8	3.4	6.0	6.9	2.6	6.9
105	Pembuatan produk tenusu	1.8	1.1	4.8	4.1	3.2	1.8	-5.2	-4.0	-4.9	1.1	2.5	-5.0	0.7
	10502 Pembuatan susu pekat, tepung dan sejat	3.1	-1.1	3.9	5.2	4.0	3.1	-5.9	-5.4	-7.0	-1.1	1.3	-5.8	-0.3
	Industri lain	-1.7	7.3	7.4	0.9	0.9	-1.7	-3.4	-0.2	0.8	7.3	5.9	-2.9	3.4
106	Pembuatan produk bijian, kanji dan produk berkanji	5.1	3.6	-0.9	2.2	5.1	5.1	3.2	2.5	1.8	3.6	4.3	2.3	4.6
	10611 Pengilangan beras	4.5	9.5	0.9	2.5	8.3	4.5	2.3	2.7	1.6	9.5	8.5	2.6	7.4
	10613 Pengilangan tepung	5.6	0.7	-1.1	2.1	2.6	5.6	5.0	2.8	2.1	0.7	2.8	2.4	4.1
	Industri lain	5.2	-9.5	-7.6	1.0	1.0	5.2	-0.9	-0.1	1.8	-9.5	-9.4	-0.3	-7.2
107	Pembuatan produk makanan lain	6.4	5.6	4.6	4.7	4.5	6.4	4.8	4.0	4.7	5.6	4.6	4.4	6.6
	10711 Pembuatan biskut dan cookies	18.4	1.0	1.6	-1.1	-2.5	18.4	20.4	21.2	21.9	1.0	2.1	19.7	2.5
	10712 Pembuatan roti, kek dan produk bakeri lain	7.5	3.5	-3.8	5.6	6.5	7.5	2.1	-2.3	-1.6	3.5	8.7	1.9	8.8
	10713 Pembuatan produk snek	-3.8	5.0	-1.8	-1.1	-3.6	-3.8	-5.1	-3.1	1.2	5.0	5.3	-4.0	6.6
	10721 Pembuatan gula	-3.2	-1.2	-10.9	-12.1	0.2	-3.2	-2.7	-3.5	-3.8	-1.2	-0.5	-2.5	1.9
	10731 Pembuatan produk koko	-5.1	-0.5	-4.6	-10.8	-12.2	-5.1	-3.8	-1.9	1.8	-0.5	-2.2	-1.1	0.0
	10732 Pembuatan coklat dan produk coklat & 10733 Pembuatan konfeksi gula	-8.0	-2.1	-8.2	-5.0	-6.2	-8.0	-8.5	-5.5	-2.1	-2.1	-0.1	-8.8	1.5
	10793 Pembuatan sos dan bahan perasa	18.4	15.5	17.3	11.3	11.3	18.4	13.5	17.5	14.6	15.5	10.0	16.0	8.7
	10799 Pembuatan produk makanan lain t.t.t.l.	7.6	10.7	26.2	19.5	18.5	7.6	14.5	8.1	9.9	10.7	-7.4	9.2	5.0
	Industri lain	5.4	7.3	9.8	5.6	5.3	5.4	2.1	3.1	2.5	7.3	7.9	2.2	8.4
108/10800	Pembuatan makanan haiwan tersedia	-16.9	4.6	-6.8	-6.1	-16.7	-16.9	-16.4	-12.6	-2.5	4.6	5.3	-12.8	-2.3
110	Pembuatan minuman ringan	1.7	2.6	-10.6	-2.1	0.7	1.7	1.2	3.9	0.7	2.6	2.9	3.4	3.0
	11041 Pembuatan minuman ringan	0.0	3.1	-12.9	-2.7	-2.8	0.0	2.3	3.6	4.0	3.1	1.7	4.8	1.4
	11042 Pengeluaran air mineral semulajadi dan minuman lain yang dibotolkan	-3.6	-1.8	-8.6	-6.3	-4.1	-3.6	-5.4	0.5	-4.2	-1.8	4.9	-3.8	6.1
	Industri lain	34.0	10.6	0.9	17.6	45.2	34.0	11.4	15.1	-6.4	10.6	5.2	13.7	5.4
120/12000	Pembuatan produk tembakau	3.3	2.8	-12.8	17.6	11.1	3.3	0.1	1.7	0.2	2.8	2.4	0.7	8.7
131	Pemintalan, penenunan dan penyiapan tekstil	-0.4	-1.8	-7.4	-6.7	-2.8	-0.4	-1.8	-1.9	-0.7	-1.8	0.5	-3.5	2.8
	13110 Penyediaan dan pemintalan gentian tekstil & 13120 Penenunan tekstil	-5.8	-3.6	-4.2	-5.1	-6.6	-5.8	-7.5	-8.7	-5.6	-3.6	1.2	-9.3	3.8
	13132 Pewarnaan, pelunturan, percetakan dan penyiapan akhir benang dan fabrik	26.6	3.2	-14.6	-6.9	16.0	26.6	22.8	22.1	15.3	3.2	-1.6	21.9	0.5
	Industri lain	-37.5	-5.0	-16.1	-27.3	-26.6	-37.5	-30.2	-16.7	-16.3	-5.0	3.7	-32.6	1.2
139	Pembuatan tekstil lain	8.2	2.5	-1.7	1.4	3.6	8.2	3.2	6.3	4.9	2.5	3.2	3.8	2.8
	13910 Pembuatan fabrik dikait dan dikrusye	10.9	-1.9	-3.4	3.4	5.4	10.9	8.4	6.6	4.2	-1.9	-4.8	6.5	-4.7
	Industri lain	6.5	5.6	-0.6	0.1	2.4	6.5	-0.2	6.0	5.4	5.6	8.8	2.1	7.9
141	Pembuatan pakaian, kecuali pakaian berbulu	1.9	2.6	-23.2	-19.0	-8.9	1.9	2.8	6.4	5.8	2.6	1.8	2.0	2.5
	14102 Pembuatan pakaian	3.2	2.9	-27.6	-21.5	-8.0	3.2	3.1	5.6	4.8	2.9	3.2	1.8	3.1
	Industri lain	-1.3	1.9	-9.3	-11.5	-11.3	-1.3	2.1	8.6	8.7	1.9	-1.9	2.6	0.8
142 & 143	Pembuatan artikel daripada kulit bulu dan pakaian yang dikait dan dikrusye	-19.1	2.6	-30.8	-12.2	-20.1	-19.1	-12.1	-10.6	4.9	2.6	6.7	-10.5	6.0
151 (15110 & 15120)	Penyamakan dan pembersihan kulit, pembuatan bagasi, beg tangan, pelana dan abah-abah pembersihan dan pewarnaan bulu	7.7	-4.4	0.4	2.7	7.4	7.7	5.8	2.6	-1.5	-4.4	-0.3	2.9	-0.8
152	Pembuatan kasut	0.3	8.8	-5.0	-5.5	-0.9	0.3	0.9	8.3	9.3	8.8	9.9	2.9	8.1
	15201 Pembuatan kasut kulit & 15203 Pembuatan kasut getah	-2.0	10.3	-7.6	-5.9	-4.2	-2.0	0.4	9.2	13.0	10.3	7.4	0.1	3.3
	Industri lain	3.2	6.9	-1.6	-5.1	3.0	3.2	1.4	7.1	5.1	6.9	13.0	6.4	14.0
161/16100	Pengilangan dan pengetaman kayu	4.2	-1.9	-6.6	-5.9	2.9	4.2	3.6	10.4	0.6	-1.9	-1.7	3.3	-2.5

2022																2023					Group Description/Period
Jan.	Feb.	Mar.	Apr.	Mei	Jun	Jul.	Ogo.	Sep.	Okt.	Nov.	Dis.	Jan.	Feb.	Mar.	Apr.	Mei					
1.3	1.4	0.0	-0.1	0.4	0.4	-0.8	0.3	-0.1	2.7	4.0	4.9	4.2	4.6	6.3	10.0	9.6	Processing and preserving of meat				
-0.3	-2.2	-2.3	-0.1	0.8	3.2	3.9	4.8	3.9	4.9	5.8	5.3	4.5	9.1	9.1	7.4	7.9	Processing and preserving of fish, crustaceans and molluscs				
																	<i>Canning of fish, crustaceans and molluscs</i>				
-1.0	-3.2	-3.5	-1.0	-0.4	0.9	2.3	3.3	3.0	4.4	6.3	6.4	4.9	9.7	9.5	7.3	8.1	<i>Processing, curing and preserving of fish, crustacean and molluscs</i>				
3.3	3.3	4.2	5.1	7.8	17.0	12.8	13.4	9.2	7.3	3.4	-0.4	2.1	6.2	6.7	8.1	6.8	<i>Other industry</i>				
-8.4	-8.1	-9.1	-10.1	-9.1	-9.3	-8.7	-3.8	-2.1	-0.5	-0.2	-2.1	-3.3	-0.1	2.2	3.2	6.2	Processing and preserving of fruits and vegetable				
																	<i>Pineapple canning</i>				
-54.2	-54.2	-57.0	-53.7	-54.1	-52.1	-52.0	-4.9	-2.9	-3.4	-1.8	12.4	7.1	8.6	17.0	9.6	11.4	<i>Manufacture of jams, marmalades and table jellies</i>				
-3.4	-3.0	-3.8	-5.3	-4.2	-4.6	-4.1	-3.7	-2.1	-0.3	-0.2	-3.0	-3.9	-0.6	1.5	2.9	6.0	<i>Other industry</i>				
2.7	3.3	3.2	3.0	2.7	3.1	3.2	3.7	3.6	5.9	5.9	6.0	6.5	6.7	6.9	6.6	6.8	Manufacture of vegetable and animal oils and fats				
																	<i>Manufacture of crude and refined vegetable oil</i>				
5.1	5.4	1.8	2.7	3.5	4.6	5.4	4.6	5.0	4.9	6.1	5.7	8.3	8.1	9.9	9.2	8.0	<i>Manufacture of compound cooking fats</i>				
3.2	3.0	3.5	6.4	6.8	6.8	8.0	7.0	7.5	7.5	4.5	4.9	4.4	3.8	3.5	1.2	1.3	<i>Manufacture of coconut oil</i>				
2.5	3.2	3.3	2.9	2.6	2.8	3.0	3.5	3.4	5.9	6.0	6.0	6.5	6.8	6.9	6.6	6.9	<i>Other industry</i>				
-4.0	-5.0	-5.2	-5.7	-5.0	-4.0	-3.9	-5.1	-4.9	-0.03	0.8	1.1	3.0	3.1	2.5	2.5	0.7	Manufacture of dairy products				
-5.0	-5.8	-5.9	-6.1	-5.8	-5.4	-5.6	-7.2	-7.0	-2.5	-1.2	-1.1	1.5	1.7	1.3	2.5	-0.3	<i>Manufacture of condensed, powdered and evaporated milk</i>				
-0.8	-2.8	-3.4	-4.3	-2.9	-0.2	1.0	1.1	0.8	6.8	6.5	7.3	7.2	6.9	5.9	2.5	3.4	<i>Other industry</i>				
2.6	3.3	3.2	4.0	2.3	2.5	2.8	2.1	1.8	1.6	3.7	3.6	3.5	5.0	4.3	2.8	4.6	Manufacture of grain mill products, starches and starch products				
0.4	2.1	2.3	4.1	2.6	2.7	3.2	1.5	1.6	2.0	7.5	9.5	8.1	9.3	8.5	5.7	7.4	<i>Rice milling</i>				
6.1	5.6	5.0	4.8	2.4	2.8	3.3	2.9	2.1	2.0	2.3	0.7	0.6	3.5	2.8	2.4	4.1	<i>Flour milling</i>				
-2.0	-1.1	-0.9	0.1	-0.3	-0.1	-1.9	1.0	1.8	-2.1	-7.6	-9.5	-5.0	-9.0	-9.4	-10.1	-7.2	<i>Other industry</i>				
4.5	4.1	4.8	3.8	4.4	4.0	3.9	4.6	4.7	5.4	4.5	5.6	5.0	5.8	4.6	6.3	6.6	Manufacture of other food products				
19.3	20.0	20.4	19.0	19.7	21.2	23.2	23.4	21.9	17.7	0.7	1.0	2.6	4.1	2.1	1.9	2.5	<i>Manufacture of biscuits and cookies</i>				
6.7	2.7	2.1	1.7	1.9	-2.3	-1.8	-1.5	-1.6	1.7	2.1	3.5	3.3	7.6	8.7	8.8	8.8	<i>Manufacture of bread, cakes and other bakery products</i>				
-6.4	-5.9	-5.1	-4.1	-4.0	-3.1	-2.2	-2.4	1.2	3.2	3.0	5.0	4.7	5.6	5.3	5.4	6.6	<i>Manufacture of snack products</i>				
-2.9	-2.6	-2.7	-3.5	-2.5	-3.5	-3.3	-3.2	-3.8	-1.4	-1.5	-1.2	-0.9	-1.3	-0.5	1.5	1.9	<i>Manufacture of sugar</i>				
-4.5	-3.5	-3.8	-2.6	-1.1	-1.9	-1.3	1.1	1.8	1.4	-0.6	-0.5	-0.9	-0.3	-2.2	-2.6	0.0	<i>Manufacture of cocoa products</i>				
																	<i>Manufacture of chocolate and chocolate products</i>				
-10.6	-10.0	-8.5	-8.9	-8.8	-5.5	-4.4	-2.8	-2.1	-2.5	-2.0	-2.1	3.3	1.2	-0.1	1.2	1.5	<i>Manufacture of sugar confectionery</i>				
6.8	11.1	13.5	12.1	16.0	17.5	16.7	16.6	14.6	14.4	15.3	15.5	14.2	10.7	10.0	12.4	8.7	<i>Manufacture of sauces and condiments</i>				
7.8	7.9	14.5	8.6	9.2	8.1	7.5	9.8	9.9	11.0	10.4	10.7	3.5	-0.7	-7.4	3.7	5.0	<i>Manufacture of other food products n.e.c.</i>				
3.3	3.4	2.1	1.9	2.2	3.1	1.7	2.4	2.5	2.5	5.2	7.3	6.6	8.4	7.9	7.7	8.4	<i>Other industry</i>				
-15.4	-16.1	-16.4	-13.6	-12.8	-12.6	-14.4	-2.3	-2.5	-0.01	3.1	4.6	4.2	5.4	5.3	-1.6	-2.3	Manufacture of prepared animal feeds				
0.8	1.3	1.2	3.2	3.4	3.9	3.7	0.8	0.7	2.2	1.9	2.6	2.9	2.7	2.9	2.2	3.0	Manufacture of beverages				
0.3	2.2	2.3	4.2	4.8	3.6	5.1	4.3	4.0	3.9	3.0	3.1	3.2	1.8	1.7	1.2	1.4	<i>Manufacture of soft drinks</i>				
-4.2	-6.6	-5.4	-4.2	-3.8	0.5	-3.7	-4.3	-4.2	-0.2	-1.9	-1.8	2.8	5.2	4.9	5.2	6.1	<i>Production of natural mineral waters and other bottled waters</i>				
17.9	16.8	11.4	17.1	13.7	15.1	14.7	-6.7	-6.4	-1.8	4.2	10.6	1.8	2.1	5.2	1.6	5.4	<i>Other industry</i>				
3.6	0.2	0.1	1.1	0.7	1.7	4.6	4.5	0.2	0.4	0.9	2.8	0.6	0.8	2.4	9.3	8.7	Manufacture of tobacco products				
-0.9	-2.1	-1.8	-3.0	-3.5	-1.9	-1.2	-2.0	-0.7	-1.1	-0.04	-1.8	0.5	-0.2	0.5	1.4	2.8	Spinning, weaving and finishing of textiles				
																	<i>Preparation and spinning of textile fibres</i>				
-6.9	-7.4	-7.5	-8.7	-9.3	-8.7	-8.0	-6.1	-5.6	-4.4	-2.9	-3.6	-0.2	-1.5	1.2	2.6	3.8	<i>Weaving of textiles</i>				
27.6	22.0	22.8	21.3	21.9	22.1	18.9	15.2	15.3	9.5	8.5	3.2	3.1	3.3	-1.6	-1.3	0.5	<i>Dyeing, bleaching, printing and finishing of yarns and fabrics</i>				
-32.4	-29.9	-30.2	-31.2	-32.6	-16.7	2.3	-29.6	-16.3	-16.5	-5.6	-5.0	-6.7	-3.2	3.7	0.8	1.2	<i>Other industry</i>				
3.4	3.9	3.2	3.8	3.8	6.3	5.7	5.8	4.9	4.5	3.1	2.5	2.9	2.5	3.2	3.6	2.8	Manufacture of other textiles				
8.3	8.5	8.4	7.3	6.5	6.6	6.1	6.3	4.2	1.2	-0.3	-1.9	-2.8	-3.0	-4.8	-3.5	-4.7	<i>Manufacture of knitted and crocheted fabrics</i>				
0.3	0.9	-0.2	1.4	2.1	6.0	5.4	5.5	5.4	6.8	5.5	5.6	6.9	6.4	8.8	8.5	7.9	<i>Other industry</i>				
2.3	2.7	2.8	2.5	2.0	6.4	6.0	4.2	5.8	5.2	2.5	2.6	2.8	1.7	1.8	2.7	2.5	Manufacture of wearing apparel, except fur				
2.5	2.9	3.1	2.5	1.8	5.6	4.9	2.8	4.8	4.5	2.1	2.9	5.3	3.1	3.2	3.7	3.1	<i>Manufacture of clothings</i>				
1.8	2.2	2.1	2.5	2.6	8.6	8.9	8.0	8.7	7.1	3.5	1.9	-3.5	-2.0	-1.9	0.3	0.8	<i>Other industry</i>				
-13.2	-14.7	-12.1	-10.9	-10.5	-10.6	-10.3	4.5	4.9	5.0	5.1	2.6	2.4	5.8	6.7	5.6	6.0	Manufacture of articles of fur, knitted and crocheted apparel				
																	<i>Tanning and dressing of leather; manufacture of luggage, handbags, saddlery and harness; dressing and dyeing of fur</i>				
7.1	6.1	5.8	4.5	2.9	2.6	3.4	1.1	-1.5	-4.3	-5.4	-4.4	-2.5	-1.5	-0.3	-2.0	-0.8					
1.1	2.2	0.9	1.1	2.9	8.3	8.7	10.3	9.3	8.5	8.7	8.8	8.0	7.7	9.9	8.8	8.1	Manufacture of footwear				
																	<i>Manufacture of leather footwear</i>				
0.8	1.2	0.4	-1.0	0.1	9.2	9.4	11.3	13.0	11.3	10.6	10.3	8.8	5.5	7.4	5.7	3.3	<i>Manufacture of rubber footwear</i>				
1.6	3.5	1.4	3.9	6.4	7.1	8.0	9.1	5.1	5.2	6.3	6.9	7.0	10.3	13.0	12.6	14.0	<i>Other industry</i>				
4.4	3.8	3.6	2.8	3.3	10.4	3.5	2.2	0.6	0.3	0.2	-1.9	-0.7	-0.3	-1.7	-3.6	-2.5	Sawmilling and planing of wood				

Jadual Table **1.5b** : Bilangan Pekerja Bergaji Sektor Pembuatan Mengikut Kumpulan: Perubahan Peratusan Tahunan
 : Number of Paid Employees of Manufacturing Sector by Group: Annual Percentage Change

Kod Kumpulan Group code	Keterangan Kumpulan/Tempoh			2021				2022				2023	2022	2023
		2021	2022	Q1	Q2	Q3	Q4	Q1	Q2	Q3	Q4	Q1	(Jan. - Mei)	(Jan. - Mei)
162	Pembuatan produk daripada kayu, gabus, jerami dan bahan jalinan lain	2.0	1.6	-8.7	-2.6	-0.4	2.0	0.6	1.7	-0.1	1.6	3.0	0.2	1.8
16211	Pembuatan kepingan venier dan papan lapis	1.0	1.7	-15.6	-6.4	-1.2	1.0	1.2	2.3	-1.2	1.7	2.6	1.0	1.2
16212	Pembuatan papan partikel dan papan gentian	-2.7	-4.9	-8.6	-7.6	-8.8	-2.7	-1.5	5.3	5.0	-4.9	-7.7	-1.1	-4.5
16221	Pertukangan kayu untuk jurubina	-0.1	-3.4	8.7	7.1	5.3	-0.1	-13.6	-14.0	-15.7	-3.4	6.5	-14.3	5.3
	Industri lain	10.3	9.3	1.6	4.1	2.1	10.3	15.0	14.4	17.4	9.3	7.1	13.6	4.0
170	Pembuatan kertas dan produk kertas	3.5	4.3	-3.1	2.7	2.9	3.5	3.0	4.4	5.1	4.3	4.1	3.2	2.2
17010	Pembuatan pulpa, kertas dan kertas tebal	7.3	5.3	2.7	1.8	1.2	7.3	4.9	8.6	8.8	5.3	7.1	6.6	-2.8
17020	Pembuatan kertas gelugur dan kertas tebal dan bekas daripada kertas dan kertas tebal	1.5	6.9	-3.8	5.0	2.5	1.5	2.1	2.3	5.6	6.9	5.4	1.9	4.0
17091	Pembuatan sampul surat dan kad surat	-5.9	-0.3	-6.2	2.7	0.1	-5.9	-7.8	-4.0	-0.7	-0.3	4.4	-4.6	3.1
17092	Pembuatan kertas kegunaan rumah dan pembersih peribadi	6.0	-1.4	-7.1	1.0	1.5	6.0	4.3	3.2	4.9	-1.4	-1.7	3.3	-0.4
17093	Pembuatan kertas bergam atau pelekat yang berjalur atau bergulung dan label dan kertas dinding	7.3	4.0	-1.6	1.9	11.6	7.3	4.4	9.8	0.9	4.0	4.3	6.1	3.3
	Industri lain	-0.03	6.0	-1.4	-1.0	0.2	-0.03	3.1	4.9	5.9	6.0	5.0	2.2	5.8
181 & 182	Percetakan, aktiviti perkhidmatan berkaitan percetakan dan penerbitan semua media rakaman	3.7	4.0	-1.2	-0.4	-1.9	3.7	3.1	4.5	4.7	4.0	3.9	3.0	7.0
18110	Percetakan	4.6	4.7	-1.9	0.3	-1.3	4.6	4.0	5.8	6.2	4.7	4.5	4.3	8.2
18120	Aktiviti perkhidmatan berkaitan percetakan &	0.1	0.9	1.8	-3.2	-4.6	0.1	-0.6	-1.0	-1.2	0.9	1.4	-2.3	1.4
18200	Penerbitan semua media rakaman													
192 (19201 & 19202)	Pembuatan produk petroleum bertapis	2.8	4.2	-4.5	5.7	5.1	2.8	3.0	2.7	2.9	4.2	4.3	3.0	5.4
201	Pembuatan kimia asas, baja dan sebatian nitrogen, plastik dan getah sintetik dalam bentuk primer	-7.8	1.8	-10.5	-1.4	-3.4	-7.8	-3.5	-1.8	-2.4	1.8	3.5	-2.3	2.7
20111	Pembuatan gas perindustrian atau perubatan bukan organik dalam bentuk cecair atau mampat	-18.3	5.6	-3.1	12.2	11.8	-18.3	-22.8	-21.3	-23.0	5.6	13.2	-21.7	10.8
20112 &	Pembuatan kimia organik asas	8.8	8.5	-2.1	2.6	1.8	8.8	10.1	11.7	12.3	8.5	9.4	10.3	6.5
20113	Pembuatan sebatian bukan organik													
20121 &	Pembuatan baja	-17.1	-16.2	-1.4	-1.3	-2.6	-17.1	-16.0	-15.8	-17.2	-16.2	-12.5	-15.9	-8.7
20129	Pembuatan produk campuran nitrogen													
20131	Pembuatan plastik dalam bentuk primer	-18.9	1.2	-30.8	-13.4	-18.3	-18.9	-2.6	-2.4	-2.6	1.2	0.2	-2.5	0.5
	Industri lain	14.2	13.0	8.1	3.5	2.9	14.2	14.2	27.2	23.5	13.0	14.1	27.5	5.2
202 & 203	Pembuatan produk kimia lain dan serat buatan manusia	8.3	4.3	2.4	6.0	3.4	8.3	3.6	3.8	4.1	4.3	1.2	4.4	0.8
20210	Pembuatan racun perosak dan produk agrokimia lain	18.0	-0.3	14.8	12.8	10.7	18.0	1.3	1.5	0.5	-0.3	7.5	1.4	8.2
20221	Pembuatan cat, varnis dan penyadur dan mastik	-6.2	-0.3	3.4	-2.1	-2.9	-6.2	-7.1	-7.9	-6.5	-0.3	-11.2	-7.7	4.0
20222	Pembuatan dakwat cetak	24.4	15.2	20.9	22.1	21.6	24.4	18.6	15.4	15.7	15.2	3.6	19.5	4.1
20231 &	Pembuatan sabun dan bahan pencuci, penyediaan membersihkan dan mengilap	0.1	5.7	0.4	5.1	-0.8	0.1	-2.0	-2.0	1.1	5.7	4.4	-1.6	-3.9
20232	Pembuatan pewangi dan penyediaan dandanan diri													
20291 &	Pembuatan plat fotografi, filem, sensitized paper dan other sensitized unexposed materials	26.7	3.3	-3.5	7.4	7.9	26.7	17.6	18.5	13.7	3.3	3.4	18.8	2.2
20292 &	Pembuatan dakwat menulis dan melukis													
20299	Pembuatan produk kimia lain t.t.t.l.													
	Industri lain	-11.5	-11.4	-2.2	0.3	0.3	-11.5	-5.9	-8.2	-7.2	-11.4	-4.0	-6.2	-4.1
210	Pembuatan produk farmaseutikal, kimia perubatan dan botani	7.5	8.9	11.6	11.6	11.8	7.5	5.9	6.6	8.6	8.9	8.5	6.2	0.6
21001	Pembuatan bahan aktif ubat-ubatan untuk digunakan oleh bidang farmakologi dalam pembuatan ubat-ubatan	8.5	7.0	11.6	10.8	9.8	8.5	5.8	5.8	8.7	7.0	6.1	5.5	1.1
	Industri lain	4.9	13.8	11.6	13.6	16.6	4.9	6.1	8.5	8.3	13.8	14.4	8.0	-0.6
221	Pembuatan produk getah	0.7	-0.2	3.9	6.2	3.5	0.7	1.7	-0.5	0.2	-0.2	-2.7	1.9	-8.7
22111	Pembuatan tayar getah untuk kenderaan	-3.7	-6.1	-11.8	1.0	-10.1	-3.7	-0.5	-4.3	-5.1	-6.1	-6.3	-2.2	-6.4
22112	Pembuatan bunga tayar yang boleh ditukar ganti dan tayar celup	2.9	3.6	-3.5	-15.3	-6.4	2.9	1.0	2.6	4.1	3.6	12.2	3.0	9.1
22191 &	Pembuatan produk lain daripada getah asli atau sintetik, tidak divulkan, divulkan atau dikeraskan	-6.7	5.8	2.3	-0.7	-5.0	-6.7	-7.1	-5.5	0.4	5.8	12.5	-3.5	10.7
22193	Pengilangan semula getah dan prosesan susu getah													
22192	Pembuatan sarung tangan getah	0.1	-1.1	3.7	7.7	7.5	0.1	2.7	0.8	-0.6	-1.1	-8.5	2.1	-16.3
22199	Pembuatan produk getah lain yang t.t.t.l.	7.3	-0.4	10.3	10.5	4.6	7.3	5.4	0.1	2.8	-0.4	0.9	5.3	-4.9
222	Pembuatan produk plastik	-0.2	3.3	3.9	1.3	-1.7	-0.2	0.1	1.0	4.3	3.3	2.5	-0.2	3.0
22201	Pembuatan produk plastik separa siap													
22202	Pembuatan produk plastik siap	-5.2	11.4	5.0	4.0	-3.3	-5.2	2.0	5.6	8.8	11.4	3.8	1.8	5.5
22203	Pembuatan artikel plastik untuk pembungkusan barangan	4.0	4.0	5.6	1.6	-0.4	4.0	3.7	3.5	6.8	4.0	4.3	2.7	5.1
22204	Pembuatan barangan plastik jurubina	0.2	9.3	-3.0	-0.7	0.004	0.2	4.1	7.0	7.9	9.3	2.6	4.4	3.7
22205	Pembuatan pinggan mangkuk, peralatan dapur dan barangan tandas daripada plastik	0.7	9.4	10.2	3.8	0.4	0.7	13.2	17.9	20.8	9.4	-1.4	16.1	-4.8
22209	Pembuatan pelbagai produk plastik t.t.t.l.	-0.9	-4.1	1.1	-1.1	-2.3	-0.9	-7.4	-8.3	-4.9	-4.1	1.0	-7.9	1.6
231 (23101 & 23102 & 23109)	Pembuatan kaca dan produk kaca	5.5	11.3	-0.5	0.1	-1.5	5.5	4.1	12.6	17.6	11.3	11.3	11.0	6.2

2022												2023					Group Description/Period
Jan.	Feb.	Mar.	Apr.	Mei	Jun	Jul.	Ogo.	Sep.	Okt.	Nov.	Dis.	Jan.	Feb.	Mar.	Apr.	Mei	
1.2	1.9	0.6	0.2	0.2	1.7	0.1	0.03	-0.1	0.4	0.04	1.6	1.3	2.7	3.0	3.5	1.8	Manufacture of products of wood, cork, straw and plaiting materials
0.0	0.5	1.2	0.9	1.0	2.3	-0.7	-1.6	-1.2	0.8	1.4	1.7	2.4	4.4	2.6	2.7	1.2	Manufacture of veneer sheets and plywood
-1.1	-0.8	-1.5	-1.7	-1.1	5.3	6.2	7.2	5.0	4.2	-2.4	-4.9	-8.8	-7.6	-7.7	-8.2	-4.5	Manufacture of particle board and fibreboard
-4.9	-3.7	-13.6	-15.5	-14.3	-14.0	-14.8	-14.3	-15.7	-16.8	-10.1	-3.4	-2.3	-1.1	6.5	9.1	5.3	Manufacture of builders' carpentry
12.7	14.3	15.0	16.4	13.6	14.4	14.5	16.4	17.4	15.1	6.5	9.3	6.7	7.0	7.1	8.0	4.0	Other industry
2.8	3.0	3.0	2.7	3.2	4.4	5.3	5.2	5.1	4.8	3.3	4.3	4.0	4.2	4.1	3.9	2.2	Manufacture of paper and paper products
7.0	5.4	4.9	6.2	6.6	8.6	9.0	8.7	8.8	3.5	3.9	5.3	5.2	7.9	7.1	7.2	-2.8	Manufacture of pulp, paper and paperboard
1.2	2.3	2.1	1.4	1.9	2.3	6.0	5.5	5.6	5.7	6.2	6.9	6.5	5.6	5.4	4.3	4.0	Manufacture of corrugated paper and paperboard and of containers of paper and paperboard
-7.5	-7.7	-7.8	-7.9	-4.6	-4.0	-3.8	-3.4	-0.7	-0.6	-3.1	-0.3	-0.1	3.9	4.4	5.1	3.1	Manufacture of envelopes and letter-card
4.8	4.4	4.3	4.0	3.3	3.2	4.5	4.8	4.9	5.4	-3.3	-1.4	-1.3	-1.4	-1.7	-1.6	-0.4	Manufacture of household and personal hygiene paper
5.4	4.8	4.4	4.1	6.1	9.8	3.0	2.8	0.9	2.3	3.9	4.0	3.8	3.9	4.3	5.7	3.3	Manufacture of gummed or adhesive paper in strips or rolls and labels and wall paper
-0.7	0.6	3.1	1.7	2.2	4.9	5.3	5.7	5.9	6.7	5.1	6.0	4.1	4.8	5.0	5.0	5.8	Other industry
3.5	3.2	3.1	2.7	3.0	4.5	4.7	4.5	4.7	4.9	4.1	4.0	4.1	3.8	3.9	6.4	7.0	Printing, service activities related to printing and reproduction of recorded media
4.2	3.9	4.0	3.8	4.3	5.8	6.0	5.9	6.2	6.3	5.2	4.7	4.8	4.3	4.5	7.6	8.2	Printing
0.4	0.2	-0.6	-1.7	-2.3	-1.0	-1.0	-1.3	-1.2	-0.8	-0.7	0.9	1.2	1.5	1.4	1.2	1.4	Service activities related to printing
																	Reproduction of recorded media
1.5	2.9	3.0	2.8	3.0	2.7	2.9	3.2	2.9	3.4	4.1	4.2	4.4	4.1	4.3	5.9	5.4	Manufacture of refined petroleum products
-5.1	-4.3	-3.5	-3.1	-2.3	-1.8	-2.5	-2.6	-2.4	-0.3	1.3	1.8	2.8	3.1	3.5	2.2	2.7	Manufacture of basic chemicals, fertilizer and nitrogen compounds, plastics and synthetic rubber in primary forms
-22.5	-23.1	-22.8	-22.8	-21.7	-21.3	-22.1	-22.9	-23.0	-20.3	5.0	5.6	5.7	7.2	13.2	6.7	10.8	Manufacture of liquefied or compressed inorganic industrial or medical gases
																	Manufacture of basic organic chemicals
7.6	8.3	10.1	10.0	10.3	11.7	11.3	11.4	12.3	13.6	7.8	8.5	8.9	9.6	9.4	6.2	6.5	Manufacture of inorganic compounds
																	Manufacture of fertilizers
-18.6	-15.3	-16.0	-16.4	-15.9	-15.8	-17.1	-16.9	-17.2	-15.2	-15.9	-16.2	-14.2	-13.9	-12.5	-8.7	-8.7	Manufacture of associated nitrogen products
-3.5	-3.8	-2.6	-2.9	-2.5	-2.4	-2.9	-2.5	-2.6	0.5	0.1	1.2	3.2	2.2	0.2	0.3	0.5	Manufacture of plastics in primary forms
13.9	14.0	14.2	22.7	27.5	27.2	28.1	24.7	23.5	24.3	14.1	13.0	13.3	14.8	14.1	8.4	5.2	Other industry
5.2	4.2	3.6	4.0	4.4	3.8	4.5	4.5	4.1	2.3	3.2	4.3	3.6	4.3	1.2	2.9	0.8	Manufacture of other chemical products and man-made fibres
-1.6	-1.7	1.3	0.8	1.4	1.5	1.7	-3.4	0.5	1.5	1.6	-0.3	1.2	6.0	7.5	7.2	8.2	Manufacture of pesticides and other agrochemical products
-6.1	-6.3	-7.1	-7.5	-7.7	-7.9	-8.5	-8.3	-6.5	-5.7	-2.7	-0.3	0.1	-1.2	-11.2	3.2	4.0	Manufacture of paints, varnishes and similar coatings ink and mastics
24.6	24.3	18.6	19.4	19.5	15.4	15.3	15.6	15.7	18.0	15.1	15.2	16.7	16.8	3.6	4.4	4.1	Manufacture of printing ink
																	Manufacture of soap and detergents, cleaning and polishing preparations
-0.6	-1.8	-2.0	-3.0	-1.6	-2.0	1.1	1.5	1.1	3.1	4.7	5.7	2.5	4.3	4.4	3.1	-3.9	Manufacture of perfumes and toilet preparations
																	Manufacture of photographic plates, films, sensitized paper and other sensitized unexposed materials
20.3	18.0	17.6	19.6	18.8	18.5	17.2	17.4	13.7	1.7	1.9	3.3	4.1	3.5	3.4	1.2	2.2	Manufacture of writing and drawing ink
																	Manufacture of other chemical products n.e.c.
-8.7	-7.1	-5.9	-6.5	-6.2	-8.2	-7.4	-7.3	-7.2	-7.5	-7.9	-11.4	-14.9	-7.3	-4.0	-3.9	-4.1	Other industry
5.8	5.7	5.9	6.0	6.2	6.6	7.2	7.3	8.6	9.4	9.7	8.9	8.6	8.5	8.5	1.3	0.6	Manufacture of pharmaceuticals, medicinal chemical and botanical products
																	Manufacture of medicinal active substances to be used for their pharmacological properties in the manufacture of medicaments
5.6	5.7	5.8	5.3	5.5	5.8	7.0	7.4	8.7	9.6	7.1	7.0	6.5	5.7	6.1	3.4	1.1	
6.4	5.7	6.1	7.6	8.0	8.5	7.7	7.2	8.3	8.8	16.4	13.8	13.6	15.3	14.4	-3.8	-0.6	Other industry
2.1	2.2	1.7	2.0	1.9	-0.5	-0.5	-0.2	0.2	-0.9	-0.5	-0.2	-3.7	-3.1	-2.7	-7.6	-8.7	Manufacture of rubber products
-3.6	-1.4	-0.5	-2.1	-2.2	-4.3	-4.8	-5.3	-5.1	-4.1	-4.0	-6.1	-7.3	-7.1	-6.3	-6.1	-6.4	Manufacture of rubber tyres for vehicles
3.4	1.2	1.0	2.6	3.0	2.6	2.1	2.9	4.1	3.4	3.5	3.6	3.5	10.7	12.2	6.4	9.1	Manufacture of interchangeable tyre treads and retreading rubber tyres
																	Manufacture of other products of natural or synthetic rubber, unvulcanized, vulcanized or hardened
-6.3	-6.2	-7.1	-4.0	-3.5	-5.5	-4.7	-2.9	0.4	1.2	5.2	5.8	7.2	11.7	12.5	9.4	10.7	Rubber remilling and latex processing
3.4	2.9	2.7	2.5	2.1	0.8	0.03	-0.5	-0.6	-2.5	-1.2	-1.1	-8.6	-8.6	-8.5	-14.7	-16.3	Manufacture of rubber gloves
5.6	6.7	5.4	5.1	5.3	0.1	1.3	2.9	2.8	1.8	-1.5	-0.4	0.6	0.2	0.9	-3.1	-4.9	Manufacture of other rubber products n.e.c.
-2.6	-2.9	0.1	0.0	-0.2	1.0	2.7	3.2	4.3	3.6	3.4	3.3	4.7	5.8	2.5	2.4	3.0	Manufacture of plastics products
																	Manufacture of semi-manufactures of plastic products
-6.3	-6.1	2.0	1.7	1.8	5.6	8.4	8.9	8.8	8.0	10.9	11.4	12.4	13.5	3.8	4.7	5.5	Manufacture of finished plastic products
0.3	0.3	3.7	3.2	2.7	3.5	5.1	5.9	6.8	6.8	4.4	4.0	5.8	7.9	4.3	4.4	5.1	Manufacture of plastic articles for the packing of goods
-1.7	-2.8	4.1	5.1	4.4	7.0	7.2	6.3	7.9	9.2	9.1	9.3	9.7	10.6	2.6	1.5	3.7	Manufacture of builders' plastics ware
13.5	13.3	13.2	15.6	16.1	17.9	21.3	20.1	20.8	13.3	11.2	9.4	-2.8	-1.5	-1.4	-4.9	-4.8	Manufacture of plastic tableware, kitchenware and toilet articles
-6.4	-7.3	-7.4	-7.8	-7.9	-8.3	-7.3	-6.7	-4.9	-4.6	-4.3	-4.1	0.6	0.9	1.0	1.2	1.6	Manufacture of diverse plastic products n.e.c.
5.7	4.4	4.1	3.3	11.0	12.6	14.8	17.0	17.6	13.5	16.3	11.3	10.2	11.5	11.3	11.5	6.2	Manufacture of glass and glass products

Jadual Table **1.5b** : Bilangan Pekerja Bergaji Sektor Pembuatan Mengikut Kumpulan: Perubahan Peratusan Tahunan
 : Number of Paid Employees of Manufacturing Sector by Group: Annual Percentage Change

Kod Kumpulan Group code	Keterangan Kumpulan/Tempoh			2021				2022				2023	2022	2023
		2021	2022	Q1	Q2	Q3	Q4	Q1	Q2	Q3	Q4	Q1	(Jan. - Mei)	(Jan. - Mei)
239	Pembuatan pengeluaran galian bukan logam t.t.t.l.	1.4	-0.5	-2.3	-2.3	0.4	1.4	0.3	1.5	0.3	-0.5	-2.0	-0.81	-0.5
23911	Pembuatan mortar refraktori dan konkrit &	3.6	-6.6	-2.2	-0.1	0.6	3.6	-9.2	-9.5	-8.5	-6.6	-6.4	-10.3	-6.1
23921	Pembuatan seramik bukan refraktori													
23930	Pembuatan produk porselin dan seramik lain	-6.2	2.9	2.0	-1.1	-8.0	-6.2	-2.0	-2.8	5.1	2.9	-12.6	-4.8	-11.1
23941	Pembuatan simen hidraulik	6.1	-4.7	-2.1	-2.8	2.4	6.1	3.6	6.9	-4.5	-4.7	-6.6	6.7	-9.7
23951	Pembuatan konkrit dan mortar siap bancuh dan banchuan kering	2.0	4.3	-13.6	-7.2	-0.2	2.0	3.1	5.2	2.3	4.3	1.7	3.5	-0.3
23952	Pembuatan konkrit pratuangan, simen atau artikel batu buatan yang digunakan dalam pembinaan;													
23953	Pembuatan komponen struktur pasang siap untuk bangunan atau kejuruteraan awam dari simen, batu atau konkrit buatan &	3.3	-0.9	4.0	-1.2	1.8	3.3	2.4	3.7	2.8	-0.9	0.7	0.2	5.2
23959	Pembuatan artikel konkrit, simen dan plaster lain t.t.t.l.													
23990	Pembuatan produk mineral bukan logam lain t.t.t.l. Industri lain	4.9	0.8	-5.1	-1.0	1.2	4.9	7.7	7.1	4.9	0.8	-5.1	3.5	-0.1
		-10.9	1.0	-0.9	-1.2	-0.8	-10.9	-7.8	-5.1	-3.6	1.0	1.8	-7.3	1.1
241 (24101 & 24102 & 24103 & 24104 & 24109)	Pembuatan besi dan keluli asas	1.8	0.4	3.2	4.6	2.7	1.8	0.9	3.8	6.0	0.4	1.7	3.5	2.1
242 (24201 & 24202 & 24209)	Pembuatan logam asas berharga dan logam bukan ferus lain	-1.9	1.6	-5.0	-2.9	-2.8	-1.9	0.02	1.1	2.3	1.6	-0.4	1.0	-0.7
243	Pengacuan logam	1.7	-2.8	2.8	1.4	-0.4	1.7	0.2	0.5	0.9	-2.8	-2.4	-0.7	1.4
251 & 252	Pembuatan produk struktur logam, tangki, takungan, penjana wap, senjata dan peluru	-1.1	0.8	12.0	-1.2	-0.1	-1.1	-2.3	1.6	-2.1	0.8	1.1	-1.0	1.2
25113	Pembuatan pintu, tingkap dan bingkai, penutup tingkap dan & pintu pagar daripada logam	-1.8	-0.2	12.2	-2.5	0.2	-1.8	-3.2	0.3	-5.6	-0.2	-0.9	-3.0	-0.2
25119	Pembuatan produk struktur logam lain													
25120	Pembuatan tangki, takungan dan kontena daripada logam	1.5	4.6	13.2	7.5	2.9	1.5	1.1	4.1	7.1	4.6	6.2	3.2	3.2
	Industri lain	-1.2	0.5	9.6	-5.3	-5.6	-1.2	-2.0	4.7	3.9	0.5	4.3	3.5	5.3
259	Pembuatan lain-lain produk yang direka daripada logam; aktiviti perkhidmatan kerja logam	2.9	2.2	2.3	0.4	0.7	2.9	2.6	2.8	3.5	2.2	2.1	2.0	2.7
25910	Tempaan, tekanan, hentakan dan bentuk gelekkan logam; serbuk metalurgi	2.2	1.5	7.9	2.9	2.1	2.2	1.6	2.7	5.5	1.5	-1.1	2.6	-4.5
25920	Rawatan dan penyalutan logam; menggunakan mesin	5.0	5.8	15.0	7.1	5.6	5.0	3.2	2.1	7.0	5.8	4.8	0.9	6.5
25991	Pembuatan tin untuk produk makanan dan minuman, tiub dan kotak boleh dilipat	0.4	-1.9	-1.6	-0.3	-2.4	0.4	1.0	1.0	2.4	-1.9	0.5	-0.3	-1.9
25992	Pembuatan kabel, plaited bands (jalur/pita berpintal) dan & artikel seumpamanya daripada logam													
25993	Pembuatan bolt, skru, nat dan produk uliran seumpamanya	0.2	0.3	-3.2	-5.2	-1.7	0.2	1.1	1.8	-0.5	0.3	1.8	1.1	4.1
25994	Pembuatan barangan rumah daripada logam	-7.5	-0.8	-2.0	-11.5	-13.1	-7.5	-6.0	1.5	-1.2	-0.8	1.8	-7.1	4.3
25999	Pembuatan produk lain yang direka daripada logam t.t.t.l.	7.3	5.4	2.3	2.1	3.1	7.3	5.4	3.9	3.6	5.4	3.5	3.8	5.9
	Industri lain	3.0	-0.3	-6.9	-0.1	-1.0	3.0	4.8	4.7	4.5	-0.3	3.8	4.2	6.8
261	Pembuatan komponen dan papan elektronik	8.8	7.4	-1.4	6.5	7.6	8.8	8.4	8.3	9.5	7.4	6.5	7.8	8.1
26101	Pembuatan diod, transistor dan alatan semikonduktor yang & seumpamanya	7.5	6.7	-3.7	4.6	7.2	7.5	7.2	7.6	8.0	6.7	5.1	6.4	5.9
26102	Pembuatan litar elektronik bersepadu dengan pemasangan mikro													
26103	Pembuatan kapasitor dan perintang elektrik &													
26104	Pembuatan papan litar bercetak &	11.9	9.3	3.6	10.5	9.0	11.9	10.9	10.2	13.0	9.3	9.5	10.3	12.4
26105	Pembuatan komponen paparan													
26109	Pembuatan komponen lain untuk aplikasi elektronik	2.1	1.1	-7.8	1.7	2.6	2.1	3.7	4.1	3.1	1.1	0.2	4.9	1.5
262 (26201 & 26202)	Pembuatan komputer dan kelengkapan peranti	9.2	5.8	-5.7	5.0	7.6	9.2	8.8	9.4	7.0	5.8	0.3	9.0	-0.3
263/ 26300	Pembuatan peralatan komunikasi	2.7	7.8	0.6	6.9	3.7	2.7	4.6	4.6	8.4	7.8	6.6	4.5	5.9
264/ 26400	Pembuatan peralatan elektronik pengguna	-0.6	3.9	-1.4	-1.6	-1.2	-0.6	0.6	5.4	4.2	3.9	0.9	3.8	-2.1
265	Pembuatan kelengkapan mengukur, menguji, memandu arah dan kawalan; jam tangan dan jam	6.7	8.2	-5.2	2.2	3.9	6.7	3.8	5.0	8.0	8.2	8.5	3.0	9.5
26511	Pembuatan kelengkapan mengukur, menguji, memandu arah & dan kawalan	7.3	8.8	-4.2	3.6	6.2	7.3	2.9	3.4	6.2	8.8	10.0	2.0	12.1
26512	Pembuatan kelengkapan kawalan proses perindustrian													
26520	Pembuatan jam tangan dan jam dan bahagiannya	4.9	6.0	-8.6	-2.5	-3.8	4.9	6.7	10.7	14.6	6.0	3.4	6.7	0.9
266/ 26600	Pembuatan peralatan penyinaran, perubahan elektro dan elektroterapeutik	0.1	1.5	-8.0	2.2	4.4	0.1	-0.4	-1.1	-1.8	1.5	1.8	-0.6	2.1

																	Group Description/Period
2022											2023						
Jan.	Feb.	Mac	Apr.	Mei	Jun	Jul.	Ogo.	Sep.	Okt.	Nov.	Dis.	Jan.	Feb.	Mac	Apr.	Mei	
0.3	0.5	0.3	0.0	-0.8	1.5	1.3	0.5	0.3	0.9	0.2	-0.5	-1.0	-1.5	-2.0	-2.0	-0.5	Manufacture of non-metallic mineral products
																	<i>Manufacture of refractory mortars and concretes</i>
-6.0	-5.6	-9.2	-10.1	-10.3	-9.5	-7.3	-7.4	-8.5	-5.8	-5.3	-6.6	-5.3	-4.7	-6.4	-5.9	-6.1	<i>Manufacture of non-refractory ceramic</i>
-5.7	-1.2	-2.0	-2.9	-4.8	-2.8	0.3	1.3	5.1	3.2	3.0	2.9	1.4	-13.3	-12.6	-12.8	-11.1	<i>Manufacture of other porcelain and ceramic products</i>
4.0	4.2	3.6	5.6	6.7	6.9	7.3	-6.1	-4.5	-4.4	-3.9	-4.7	-3.6	-3.7	-6.6	-9.6	-9.7	<i>Manufacture of hydraulic cement</i>
0.7	2.3	3.1	5.2	3.5	5.2	3.1	3.2	2.3	5.6	5.7	4.3	4.4	3.4	1.7	-2.7	-0.3	<i>Manufacture of ready-mix and dry-mix concrete and mortars</i>
																	<i>Manufacture of precast concrete, cement or artificial stone articles for use in construction</i>
3.9	1.8	2.4	0.7	0.2	3.7	2.9	3.1	2.8	3.6	-0.8	-0.9	-1.2	0.1	0.7	3.5	5.2	<i>Manufacture of prefabricated structural components for building or civil engineering of cement, concrete or artificial stone</i>
																	<i>Manufacture of other articles of concrete, cement and plaster n.e.c.</i>
6.7	7.6	7.7	6.3	3.5	7.1	6.4	6.6	4.9	-0.1	0.0	0.8	-4.1	-4.4	-5.1	-3.7	-0.1	<i>Manufacture of other non-metallic mineral products n.e.c.</i>
-9.2	-8.1	-7.8	-7.4	-7.3	-5.1	-5.4	-3.2	-3.6	-3.8	2.6	1.0	-0.5	0.3	1.8	0.5	1.1	<i>Other industry</i>
-0.6	-0.2	0.9	3.5	3.5	3.8	5.6	5.8	6.0	5.3	5.3	0.4	1.8	1.0	1.7	1.3	2.1	Manufacture of basic iron and steel
-0.9	0.3	0.0	1.5	1.0	1.1	2.9	3.0	2.3	1.6	1.3	1.6	0.7	0.4	-0.4	-1.6	-0.7	Manufacture of basic precious and other non-ferrous metals
5.1	4.1	0.2	-1.2	-0.7	0.5	4.0	0.9	0.9	1.8	-2.3	-2.8	-3.2	-2.0	-2.4	1.6	1.4	Casting of metals
-1.5	-2.1	-2.3	-1.5	-1.0	1.6	0.1	0.3	-2.1	-2.5	-1.5	0.8	0.3	1.3	1.1	0.5	1.2	Manufacture of structural metal products, tanks, reservoirs , steam generators , weapons and ammunition
																	<i>Manufacture of metal doors, windows and their frames, shutters and gates</i>
-2.0	-2.6	-3.2	-3.0	-3.0	0.3	-2.2	-2.9	-5.6	-6.2	-3.6	-0.2	-1.3	-0.3	-0.9	-0.9	-0.2	<i>Manufacture of other structural metal products</i>
0.7	1.3	1.1	2.3	3.2	4.1	4.2	6.9	7.1	6.4	5.2	4.6	5.2	5.5	6.2	2.3	3.2	<i>Manufacture of tanks, reservoirs and containers of metal</i>
-1.8	-3.5	-2.0	1.0	3.5	4.7	6.1	7.6	3.9	4.3	0.1	0.5	1.7	3.9	4.3	4.5	5.3	<i>Other industry</i>
2.7	2.3	2.6	1.8	2.0	2.8	3.5	3.9	3.5	2.7	2.1	2.2	2.8	3.3	2.1	2.2	2.7	Manufacture of other fabricated metal products; metal working service activities
																	<i>Forging, pressing, stamping and roll-forming of metal; powder metallurgy</i>
1.3	1.7	1.6	1.8	2.6	2.7	3.1	5.4	5.5	3.6	1.4	1.5	1.2	-1.4	-1.1	-3.7	-4.5	<i>Treatment and coating of metals; machining</i>
5.1	3.4	3.2	1.1	0.9	2.1	3.6	5.3	7.0	6.8	3.8	5.8	6.1	6.2	4.8	6.1	6.5	<i>Manufacture of tins and cans for food products, collapsible tubes and boxes</i>
0.9	1.2	1.0	1.5	-0.3	1.0	2.8	4.0	2.4	-0.1	0.1	-1.9	-0.3	0.6	0.5	-4.9	-1.9	<i>Manufacture of metal cable, plaited bands and similar articles</i>
-0.6	0.8	1.1	0.6	1.1	1.8	3.1	2.8	-0.5	0.6	0.8	0.3	2.2	3.0	1.8	3.5	4.1	<i>Manufacture of bolts, screws, nuts and similar threaded products</i>
-8.2	-8.3	-6.0	-7.8	-7.1	1.5	-0.3	-0.2	-1.2	-1.1	-1.0	-0.8	1.6	0.6	1.8	6.4	4.3	<i>Manufacture of metal household articles</i>
7.8	4.7	5.4	3.2	3.8	3.9	4.3	3.3	3.6	3.2	5.3	5.4	5.3	8.2	3.5	5.4	5.9	<i>Manufacture of any other fabricated metal products n.e.c.</i>
3.6	4.7	4.8	4.9	4.2	4.7	5.1	3.6	4.5	2.0	-0.1	-0.3	0.5	3.3	3.8	4.6	6.8	<i>Other industry</i>
8.3	7.9	8.4	8.0	7.8	8.3	8.6	8.7	9.5	7.3	7.3	7.4	6.9	7.2	6.5	7.7	8.1	Manufacture of electronic components and boards
																	<i>Manufacture of diodes, transistors and similar semiconductor devices</i>
6.5	6.2	7.2	6.7	6.4	7.6	7.9	7.8	8.0	7.3	6.6	6.7	5.9	6.1	5.1	7.7	5.9	<i>Manufacture of electronic integrated circuits micro assemblies</i>
																	<i>Manufacture of electrical capacitors and resistors</i>
11.7	11.3	10.9	10.5	10.3	10.2	10.6	10.8	13.0	8.1	9.1	9.3	9.5	10.0	9.5	9.1	12.4	<i>Manufacture of printed circuit boards</i>
																	<i>Manufacture of display components</i>
3.2	2.9	3.7	4.2	4.9	4.1	3.7	3.7	3.1	2.0	2.1	1.1	0.3	0.4	0.2	-1.4	1.5	<i>Manufacture of other components for electronic applications</i>
8.3	7.7	8.8	8.4	9.0	9.4	7.9	8.2	7.0	6.4	6.8	5.8	0.5	0.5	0.3	0.2	-0.3	Manufacture of computers and peripheral equipment
2.3	3.7	4.6	3.9	4.5	4.6	5.5	6.3	8.4	7.4	6.4	7.8	8.6	6.7	6.6	6.7	5.9	Manufacture of communication equipment
1.2	0.8	0.6	3.5	3.8	5.4	12.5	12.6	4.2	2.2	3.5	3.9	0.8	0.6	0.9	-2.8	-2.1	Manufacture of consumer electronics
3.9	3.5	3.8	3.3	3.0	5.0	6.4	7.3	8.0	8.3	8.0	8.2	7.4	9.2	8.5	8.6	9.5	Manufacture of measuring, testing, navigating and control equipment; watches and clocks
																	<i>Manufacture of measuring, testing, navigating and control equipment</i>
3.4	3.0	2.9	2.5	2.0	3.4	4.5	5.5	6.2	6.4	9.0	8.8	8.2	10.4	10.0	10.1	12.1	<i>Manufacture of industrial process control equipment</i>
5.8	5.1	6.7	5.8	6.7	10.7	13.2	13.8	14.6	15.3	4.9	6.0	4.9	5.1	3.4	3.6	0.9	<i>Manufacture of watches and clocks and parts</i>
-0.1	-0.5	-0.4	-0.9	-0.6	-1.1	-2.1	-2.3	-1.8	-1.0	1.6	1.5	2.2	1.5	1.8	2.2	2.1	Manufacture of irradiation, electromedical and electrotherapeutic equipment

Jadual Table **1.5b** : Bilangan Pekerja Bergaji Sektor Pembuatan Mengikut Kumpulan: Perubahan Peratusan Tahunan
 : Number of Paid Employees of Manufacturing Sector by Group: Annual Percentage Change

Kod Kumpulan Group code	Keterangan Kumpulan/Tempoh	2021				2022				2023		2022	2023	
		2021	2022	Q1	Q2	Q3	Q4	Q1	Q2	Q3	Q4	Q1	(Jan. - Mei)	(Jan. - Mei)
267 (26701 & 26702) & 268 (26800)	Pembuatan peralatan optikal, kelengkapan fotografi, media magnetik dan optikal	-8.8	-1.4	-10.6	-4.8	-4.9	-8.8	-11.2	-6.6	-4.2	-1.4	6.0	-8.9	1.6
271	Pembuatan motor elektrik, penjana, transformer dan perkakasan pengagihan dan pengawalan elektrik	6.7	2.8	6.0	3.7	5.6	6.7	4.0	4.0	4.6	2.8	3.2	3.6	2.5
27101	Pembuatan motor elektrik, penjana dan transformer	5.8	-2.3	8.0	6.2	6.4	5.8	0.6	1.2	-0.2	-2.3	-1.0	1.8	-1.9
27102	Pembuatan perkakasan pengagihan dan pengawalan elektrik	7.4	6.8	4.3	1.8	4.9	7.4	6.9	6.3	8.4	6.8	6.6	5.1	6.0
272/ 27200	Pembuatan bateri dan akumulator	-8.8	8.3	11.2	0.5	-2.2	-8.8	-5.3	-3.5	2.8	8.3	1.6	-10.0	5.9
273	Pembuatan pendawaian dan peranti pendawaian	7.9	-0.4	-1.0	9.6	9.4	7.9	9.8	9.4	5.3	-0.4	1.6	11.5	-3.0
27310	Pembuatan kabel gentian optikal	-0.3	4.4	-11.7	-4.2	4.4	-0.3	5.6	10.5	8.5	4.4	1.3	9.6	1.3
27320	Pembuatan wayar dan kabel elektronik dan elektrik lain	7.2	1.2	-0.5	9.4	8.7	7.2	9.1	10.1	5.6	1.2	3.2	11.1	-2.3
27330	Pembuatan alatan pendawaian pembawa dan bukan pembawa arus untuk litar elektrik (tanpa mengira jenis bahan)	22.1	-23.7	-1.1	20.9	22.2	22.1	22.6	0.9	0.3	-23.7	-17.8	18.4	-14.1
274/ 27400	Pembuatan kelengkapan pencahayaan elektrik	-18.9	-1.0	-11.3	-4.3	-9.0	-18.9	-17.5	-12.3	-1.5	-1.0	-0.5	-15.2	-4.6
275/ 27500	Pembuatan perkakasan domestik	3.3	-3.1	-0.1	-1.7	-2.9	3.3	2.1	3.6	1.4	-3.1	-1.2	2.6	2.3
279/ 27900	Pembuatan kelengkapan elektrik lain	0.5	3.1	16.0	11.1	-0.3	0.5	3.5	6.5	4.1	3.1	1.9	3.9	0.1
281 & 282	Pembuatan jentera kegunaan umum dan kegunaan khas	1.1	3.6	3.1	3.1	0.3	1.1	1.2	2.8	4.4	3.6	3.8	2.5	2.0
28120 & 28130	Pembuatan alat-alat kuasa bendalir & Pembuatan pam, pemampat, kepala paip dan injap lain	22.6	-1.0	-6.9	-0.7	3.8	22.6	24.1	23.6	19.4	-1.0	2.1	21.3	3.3
28180 & 28220	Pembuatan alatan tangan yang menggunakan kuasa dilengkapkan dengan motor elektrik atau bukan motor elektrik atau pneumatik & Pembuatan jentera pembentukan logam dan alatan mesin	-5.1	-2.1	5.2	3.8	-0.8	-5.1	-4.2	-3.9	-4.1	-2.1	0.7	-4.4	-0.1
28192	Pembuatan mesin penyaman udara, termasuk untuk kenderaan bermotor	-7.9	15.3	-9.6	-2.7	-7.5	-7.9	2.1	2.4	11.2	15.3	9.4	2.6	7.0
28290	Pembuatan lain-lain mesin bertujuan khas t.t.t.l. Industri lain	-3.4	-2.8	-5.4	-6.1	-6.9	-3.4	0.1	0.1	-1.2	-2.8	-3.9	-1.8	-2.0
291 (29101 & 29102)	Pembuatan kenderaan bermotor	1.7	4.5	-8.2	0.4	2.4	1.7	1.9	4.0	5.2	4.5	0.4	-0.1	4.1
292/ 29200	Pembuatan kerangka (coachwork) untuk kenderaan bermotor; pembuatan treler dan semi treler	-1.1	12.8	-19.6	-0.6	0.8	-1.1	2.5	5.2	7.7	12.8	13.5	1.8	11.7
293/ 29300	Pembuatan alat ganti dan aksesori untuk kenderaan bermotor	0.9	2.1	-5.6	0.9	0.5	0.9	2.2	3.4	2.9	2.1	1.9	2.9	1.4
301 (30110 & 30120)	Pembinaan kapal dan bot	-0.6	8.5	-0.7	-1.8	-0.8	-0.6	-0.5	7.5	5.6	8.5	7.2	4.0	8.6
302, 303, 304 & 309	Pembuatan lokomotif keretapi, rolling stock, kapal angkasa dan udara, jentera berkaitan, kenderaan tempur ketenteraan, dan kelengkapan pengangkutan t.t.t.l.	1.5	2.6	-9.2	1.3	0.5	1.5	1.0	4.7	4.9	2.6	-0.1	3.8	-0.6
30910	Pembuatan motosikal	3.4	3.4	-7.6	0.7	2.5	3.4	2.7	4.4	4.8	3.4	4.6	3.6	3.0
30920	Pembuatan basikal dan invalid carriages Industri lain	-7.1	7.5	-13.0	6.3	-2.8	-7.1	-11.2	5.4	10.2	7.5	-5.5	2.1	-10.5
310	Pembuatan perabot	4.0	0.6	-0.7	-2.5	4.6	4.0	4.4	10.7	1.9	0.6	0.5	4.2	1.3
31001	Pembuatan perabot kayu dan rotan Industri lain	5.4	0.6	-1.9	-5.3	4.3	5.4	7.3	15.3	3.5	0.6	-0.3	7.1	0.6
321 (32110 & 32120)	Pembuatan barang kemas, bijouterie dan artikel berkaitan	-4.2	3.3	-9.0	-8.4	-7.5	-4.2	-1.9	0.2	1.7	3.3	14.5	0.7	11.8
322, 325 & 329	Pembuatan instrumen muzik, peralatan dan bekalan perubatan dan pergigian dan pembuatan lain t.t.t.l.	8.2	3.6	7.3	4.6	5.4	8.2	4.0	5.7	6.6	3.6	2.1	4.3	1.1
32901	Pembuatan alat tulis Industri lain	3.0	-2.2	-4.0	-4.6	-3.9	3.0	1.2	2.9	4.4	-2.2	-1.2	2.9	-2.0
323/ 32300	Pembuatan barangan sukan	13.0	2.1	14.7	6.9	5.4	13.0	-1.4	1.6	4.5	2.1	-1.1	1.5	-2.2
324/ 32400	Pembuatan permainan dan mainan	0.5	8.2	-8.3	-7.7	-6.5	0.5	1.1	7.3	13.3	8.2	2.3	4.1	2.4
331 & 332	Pembaikan pemasangan produk logam, jentera, kelengkapan dan pemasangan jentera perindustrian dan kelengkapan	3.7	2.1	0.8	1.5	2.3	3.7	4.3	7.5	2.1	2.1	1.7	5.8	1.6
33150	Pembaikan dan penyelenggaraan kelengkapan pengangkutan kecuali motosikal dan basikal Industri lain	-7.3	4.5	-9.3	-7.3	-4.2	-7.3	-4.2	1.4	0.2	4.5	9.2	-3.9	8.6
		6.1	1.6	3.2	3.5	3.7	6.1	6.0	8.7	2.5	1.6	0.3	7.7	0.3
Jumlah Pembuatan		2.7	3.4	-1.1	1.2	1.6	2.7	2.4	3.7	3.8	3.4	2.8	2.7	2.6

2022												2023					Group Description/Period
Jan.	Feb.	Mac	Apr.	Mei	Jun	Jul.	Ogo.	Sep.	Okt.	Nov.	Dis.	Jan.	Feb.	Mac	Apr.	Mei	
-13.3	-11.3	-11.2	-8.0	-8.9	-6.6	-6.0	-4.6	-4.2	-4.0	-2.4	-1.4	7.5	5.0	6.0	0.5	1.6	Manufacture of optical instruments, photographic equipment, magnetic and optical media
5.0	4.5	4.0	3.6	3.6	4.0	5.8	5.9	4.6	4.5	4.2	2.8	2.7	2.6	3.2	3.1	2.5	Manufacture of electric motors, generators, transformers and electricity distribution and control apparatus
1.8	1.0	0.6	0.5	1.8	1.2	0.4	0.3	-0.2	-0.4	-1.0	-2.3	-1.3	-1.3	-1.0	-1.1	-1.9	Manufacture of electric motors, generators and transformers
7.7	7.5	6.9	6.1	5.1	6.3	10.3	10.4	8.4	8.3	8.4	6.8	5.8	5.7	6.6	6.4	6.0	Manufacture of electricity distribution and control apparatus
-10.6	-4.6	-5.3	-5.9	-10.0	-3.5	-3.6	-6.7	2.8	4.3	6.7	8.3	8.2	1.4	1.6	1.8	5.9	Manufacture of batteries and accumulators
8.6	8.3	9.8	11.4	11.5	9.4	8.4	8.6	5.3	3.8	3.9	-0.4	-0.6	2.7	1.6	1.7	-3.0	Manufacture of wiring and wiring devices
0.6	0.2	5.6	8.6	9.6	10.5	12.7	15.1	8.5	8.2	8.0	4.4	5.9	6.3	1.3	1.6	1.3	Manufacture of fibre optic cables
7.9	7.7	9.1	10.8	11.1	10.1	8.9	9.0	5.6	4.0	4.1	1.2	0.6	4.3	3.2	3.1	-2.3	Manufacture of other electronic and electric wires and cables
22.7	21.9	22.6	21.5	18.4	0.9	0.9	0.3	0.3	-1.0	-0.9	-23.7	-18.6	-18.6	-17.8	-15.2	-14.1	Manufacture of current -carrying and non current-carrying wiring devices for electrical circuits regardless of material
-18.2	-17.3	-17.5	-16.1	-15.2	-12.3	-6.7	-5.1	-1.5	-1.3	-2.3	-1.0	-2.8	-4.8	-0.5	-3.4	-4.6	Manufacture of electric lighting equipment
3.4	3.2	2.1	1.9	2.6	3.6	3.2	4.1	1.4	1.6	-3.2	-3.1	-3.2	-2.4	-1.2	-1.3	2.3	Manufacture of domestic appliances
1.6	1.4	3.5	3.3	3.9	6.5	6.8	8.6	4.1	5.3	3.0	3.1	3.6	3.8	1.9	1.1	0.1	Manufacture of other electrical equipment
1.4	1.3	1.2	2.0	2.5	2.8	4.4	4.5	4.4	5.0	3.2	3.6	3.4	3.2	3.8	2.7	2.0	Manufacture of general-purpose and special-purpose machinery
23.1	23.6	24.1	21.8	21.3	23.6	22.0	21.0	19.4	21.7	-2.3	-1.0	3.3	3.5	2.1	2.6	3.3	Manufacture of fluid power equipment
-3.9	-4.3	-4.2	-5.2	-4.4	-3.9	-4.4	-4.2	-4.1	-4.5	-2.0	-2.1	-2.0	-1.9	0.7	0.6	-0.1	Manufacture of other pumps, compressors, taps and valves
1.1	1.6	2.1	1.3	2.6	2.4	10.4	10.8	11.2	14.0	14.1	15.3	11.6	11.7	9.4	9.8	7.0	Manufacture of power-driven hand tools with self-contained electric or non-electric motor or pneumatic drives
-2.1	-0.6	0.1	-0.9	-1.8	0.1	-0.1	-0.5	-1.2	-1.6	-3.1	-2.8	-3.4	-3.3	-3.9	-3.2	-2.0	Manufacture of metal-forming machinery and machine tools
2.1	1.7	0.9	4.0	4.6	4.3	6.4	6.7	6.6	7.4	6.1	6.3	5.9	5.4	6.1	3.7	2.8	Manufacture of air-conditioning machines, including for motor vehicles
1.9	1.9	1.9	0.6	-0.1	4.0	7.0	7.0	5.2	4.6	4.5	4.5	4.0	0.7	0.4	1.7	4.1	Manufacture of other special-purpose machinery
-1.5	2.3	2.5	2.6	1.8	5.2	4.8	5.9	7.7	7.4	7.1	12.8	13.0	13.6	13.5	11.4	11.7	Other industry
2.1	1.9	2.2	2.3	2.9	3.4	3.6	3.8	2.9	2.3	2.2	2.1	1.5	1.7	1.9	1.3	1.4	Manufacture of motor vehicles
-0.1	-0.7	-0.5	3.9	4.0	7.5	10.4	10.6	5.6	7.4	7.2	8.5	9.6	10.1	7.2	7.5	8.6	Manufacture of bodies (coachwork) for motor vehicles; manufacture of trailers and semi-trailers
0.2	0.8	1.0	3.6	3.8	4.7	4.7	5.3	4.9	2.7	2.3	2.6	0.7	-0.2	-0.1	-0.6	-0.6	Manufacture of parts and accessories for motor vehicles
3.1	2.6	2.7	4.3	3.6	4.4	3.4	4.5	4.8	2.1	2.5	3.4	3.7	3.8	4.6	4.1	3.0	Building of ships and boats
-10.5	-11.0	-11.2	-1.3	2.1	5.4	6.7	7.3	10.2	10.3	9.3	7.5	-2.7	-4.4	-5.5	-6.7	-10.5	Manufacture of railway locomotives, rolling stock, air and spacecraft, related machinery, military fighting vehicles and transport equipment n.e.c
0.7	2.6	3.0	4.3	4.3	4.8	5.2	5.5	3.8	1.4	0.6	0.8	-1.0	-2.4	-2.6	-2.9	-0.9	Manufacture of motorcycles
4.4	4.3	4.4	4.6	4.2	10.7	10.8	10.7	1.9	2.3	0.4	0.6	0.8	0.7	0.5	0.4	1.3	Manufacture of bicycles and invalid carriages
7.6	7.1	7.3	7.5	7.1	15.3	15.8	16.0	3.5	3.6	1.5	0.6	0.03	0.05	-0.3	-0.2	0.6	Other industry
-5.0	-3.8	-4.2	-4.0	-4.4	-2.6	-3.2	-4.1	-3.2	-1.8	-3.2	0.5	3.6	2.7	3.1	2.4	3.8	Manufacture of furniture
-4.6	-1.7	-1.9	0.0	0.7	0.2	0.2	0.02	1.7	2.2	2.6	3.3	8.6	9.1	14.5	11.2	11.8	Manufacture of wooden and cane furniture
5.6	3.9	4.0	3.7	4.3	5.7	7.4	7.5	6.6	5.4	3.8	3.6	2.9	2.3	2.1	0.8	1.1	Other industry
2.0	4.3	1.2	2.1	2.9	2.9	5.1	5.8	4.4	1.8	-2.4	-2.2	-1.2	-3.6	-1.2	-2.0	-2.0	Manufacture of jewellery, bijouterie and related articles
6.7	3.8	4.8	4.2	4.7	6.6	8.1	8.0	7.2	6.5	5.7	5.4	4.2	4.2	3.1	1.6	2.0	Manufacture of musical instruments, medical and dental instruments and supplies and other manufacturing n.e.c.
2.1	-1.4	-1.4	0.8	1.5	1.6	2.0	3.9	4.5	5.3	0.6	2.1	-1.7	-2.3	-1.1	-1.9	-2.2	Manufacture of stationery
-1.2	3.3	1.1	0.6	4.1	7.3	13.1	13.2	13.3	12.7	12.3	8.2	5.7	2.4	2.3	3.9	2.4	Other industry
2.6	1.7	4.3	5.0	5.8	7.5	6.1	4.0	2.1	1.8	0.6	2.1	2.2	2.4	1.7	1.4	1.6	Manufacture of sports goods
-7.2	-6.9	-4.2	-3.4	-3.9	1.4	0.3	-0.02	0.2	0.8	-0.5	4.5	9.9	11.8	9.2	10.5	8.6	Manufacture of games and toys
4.7	3.5	6.0	6.7	7.7	8.7	7.2	4.8	2.5	2.0	0.8	1.6	0.7	0.6	0.3	-0.3	0.3	Repair of fabricated metal products, machinery and equipment and installation of industrial machinery and equipment
2.2	2.1	2.4	2.5	2.7	3.7	4.1	4.3	3.8	3.6	3.3	3.4	3.0	3.3	2.8	2.5	2.6	Repair and maintenance of transport equipment except motorcycles and bicycles
																	Other industry
																	Total Manufacturing

Kod Kumpulan Group code	Keterangan Kumpulan/Tempoh	2021				2022				2023		
		Q1	Q2	Q3	Q4	Q1	Q2	Q3	Q4	Q1	Jan.	Feb.
101	Pemprosesan dan pengawetan daging	1.7	-0.2	3.7	-3.9	0.6	0.2	3.1	1.0	1.8	3.7	-0.6
102	Pemprosesan dan pengawetan ikan, krustasea dan moluska	4.8	-2.9	0.5	0.0	0.1	2.6	1.2	1.2	3.8	2.5	-1.8
	10201 Pengetinan ikan, krustasea dan moluska &											
	10202 Pemprosesan dan pengawetan ikan, krustasea dan moluska	3.8	-2.4	-0.7	-1.2	0.8	2.0	1.3	2.1	3.8	3.1	-1.7
	Industri lain	10.7	-5.9	7.9	6.3	-3.4	5.6	0.8	-3.1	3.5	-0.6	-1.9
103	Pemprosesan dan pengawetan buah-buahan dan sayur - sayuran	1.2	-0.7	-8.7	-1.1	1.3	-0.9	-1.4	-1.1	5.8	4.8	-0.9
	10303 Pengetinan nanas &											
	10304 Pembuatan jem, marmalad dan sajian jeli	1.2	-1.8	-50.7	0.9	-11.9	9.4	-0.1	16.8	-8.3	-4.3	-1.0
	Industri lain	1.2	-0.5	-4.1	-1.2	2.0	-1.4	-1.5	-2.1	6.7	5.3	-0.9
104	Pembuatan minyak dan lemak daripada sayuran dan haiwan	0.2	0.4	2.1	0.2	0.5	0.2	2.6	2.5	1.4	0.2	0.7
	10404 Pembuatan minyak sayuran mentah dan bertapis &											
	10406 Pembuatan sebatian lemak masakan	1.5	-0.8	0.0	4.8	-2.1	1.9	0.4	5.6	1.8	-1.5	0.3
	10405 Pembuatan minyak kelapa	1.3	-1.1	0.0	2.6	1.9	2.2	0.6	0.1	0.6	0.7	0.6
	Industri lain	0.1	0.5	2.3	-0.2	0.6	0.1	2.8	2.4	1.4	0.3	0.7
105	Pembuatan produk tenusu	6.3	0.7	0.1	-4.9	-1.1	2.0	-0.9	1.1	0.3	-1.4	-0.3
	10502 Pembuatan susu pekat, tepung dan sejat	7.0	0.4	0.5	-4.5	-2.3	1.0	-1.2	1.5	0.04	-2.2	-0.4
	Industri lain	4.3	1.4	-1.0	-6.1	2.5	4.7	0.1	-0.03	1.1	0.8	0.2
106	Pembuatan produk bijian, kanji dan produk berkanji	2.4	0.0	3.1	-0.4	0.6	-0.7	2.4	1.3	1.3	0.6	0.0
	10611 Pengilangan beras	5.2	-1.0	6.7	-6.0	3.0	-0.6	5.6	1.3	2.1	2.2	0.8
	10613 Pengilangan tepung	0.2	1.5	0.4	3.4	-0.4	-0.6	-0.3	1.9	1.8	0.1	-0.6
	Industri lain	-0.3	-2.6	-2.2	10.8	-6.1	-1.7	-0.5	-1.4	-6.1	-4.4	-0.4
107	Pembuatan produk makanan lain	4.5	0.5	0.4	0.9	3.0	-0.3	1.0	1.8	2.0	2.3	-0.2
	10711 Pembuatan biskut dan cookies	-1.0	-0.1	0.0	19.7	0.7	0.5	0.6	-0.8	1.8	0.7	0.1
	10712 Pembuatan roti, kek dan produk bakeri lain	1.9	4.9	1.4	-0.8	-3.2	0.4	2.0	4.4	1.7	1.0	-3.7
	10713 Pembuatan produk snek	1.2	-0.5	-4.4	0.0	-0.2	1.5	-0.1	3.7	0.1	0.5	-0.5
	10721 Pembuatan gula	-0.3	-1.0	1.2	-3.1	0.2	-1.8	0.9	-0.5	0.9	-0.2	0.4
	10731 Pembuatan produk koko	-1.3	-1.7	-1.2	-1.1	0.1	0.3	2.5	-3.3	-1.6	0.5	0.4
	10732 Pembuatan coklat dan produk coklat &											
	10733 Pembuatan konfeksi gula	-0.6	-1.3	-1.5	-4.7	-1.2	1.9	2.1	-4.8	0.8	-2.2	0.1
	10793 Pembuatan sos dan bahan perasa	12.7	-2.1	1.0	6.2	8.0	1.4	-1.5	7.0	2.9	3.2	3.2
	10799 Pembuatan produk makanan lain t.t.t.l.	14.9	-1.5	0.4	-5.3	22.4	-7.0	2.1	-4.6	2.3	10.5	3.6
	Industri lain	5.6	-0.4	1.2	-1.1	2.3	0.6	0.6	3.6	2.9	2.5	0.1
108/ 10800	Pembuatan makanan haiwan tersedia	-1.0	-0.2	-10.6	-5.9	-0.5	4.4	-0.2	0.9	0.2	0.5	-0.7
110	Pembuatan minuman ringan	2.8	-3.0	2.5	-0.5	2.2	-0.4	-0.6	1.4	2.4	1.0	1.1
	11041 Pembuatan minuman ringan	0.2	-1.3	-0.9	1.9	2.5	0.0	-0.5	1.0	1.2	-0.1	2.3
	11042 Pengeluaran air mineral semulajadi dan minuman lain yang dibotolkan	2.0	-6.3	2.6	-1.7	0.1	-0.5	-2.2	0.8	7.0	0.8	-2.2
	Industri lain	26.5	-5.0	25.4	-11.0	5.2	-1.9	2.0	5.1	0.03	8.5	1.5
120/ 12000	Pembuatan produk tembakau	21.7	-18.5	3.9	0.2	17.9	-17.2	2.4	2.8	17.5	7.5	11.1
131	Pemintalan, penenunan dan penyiapan tekstil	0.7	-2.7	0.7	0.9	-0.6	-2.8	1.9	-0.2	1.7	-1.2	-0.1
	13110 Penyediaan dan pemintalan gentian tekstil &											
	13120 Penenunan tekstil	-0.6	-2.2	-2.5	-0.5	-2.5	-3.5	0.8	1.7	2.4	-2.2	0.3
	13132 Pewarnaan, pelunturan, percetakan dan penyiapan akhir benang dan fabrik	6.0	0.1	10.4	8.1	2.8	-0.5	4.2	-3.3	-1.9	-0.2	-1.0
	Industri lain	-2.1	-21.6	2.9	-20.9	9.4	-6.4	3.4	-10.2	19.4	13.4	0.2
139	Pembuatan tekstil lain	4.4	0.0	1.3	2.3	-0.5	3.1	-0.1	0.02	0.2	0.2	-0.6
	13910 Pembuatan fabrik dikait dan dikrusye	2.4	2.6	2.3	3.2	0.0	1.0	-0.1	-2.8	-3.0	0.7	-0.1
	Industri lain	5.8	-1.6	0.5	1.8	-0.9	4.5	-0.05	1.9	2.2	-0.1	-0.9
141	Pembuatan pakaian, kecuali pakaian berbulu	0.7	-4.4	-1.3	7.3	1.5	-1.1	-1.8	4.1	0.7	0.4	1.0
	14102 Pembuatan pakaian	0.4	-2.3	-1.1	6.3	0.3	0.1	-1.8	4.4	0.6	-1.2	1.2
	Industri lain	1.4	-9.9	-1.9	10.1	4.9	-4.1	-1.8	3.2	1.0	4.8	0.5
142 & 143	Pembuatan artikel daripada kulit bulu dan pakaian yang dikait dan dikrusye	-4.3	-0.8	-16.4	1.9	4.0	1.0	-2.0	-0.3	8.1	2.8	0.1
151 (15110 & 15120)	Penyamakan dan pembersihan kulit, pembuatan bagasi, beg tangan, pelana dan abah-abah pembersihan dan pewarnaan bulu	0.8	-2.9	6.6	3.3	-1.0	-5.8	2.3	0.2	3.2	-0.4	0.4
152	Pembuatan kasut	2.2	-3.5	-0.1	1.8	2.8	3.5	0.9	1.3	3.9	3.8	2.7
	15201 Pembuatan kasut kulit &											
	15203 Pembuatan kasut getah	0.5	-5.0	-2.3	5.0	3.0	3.4	1.1	2.4	0.3	5.4	1.6
	Industri lain	4.4	-1.7	2.5	-1.9	2.6	3.8	0.6	-0.1	8.4	1.9	4.1
161/ 16100	Pengilangan dan pengetaman kayu	0.9	-7.7	11.1	0.7	0.3	-1.7	1.3	-1.8	0.5	1.2	-0.4

2022														2023			Group Description/Period
Mac	Apr.	Mei	Jun	Jul.	Ogo.	Sep.	Okt.	Nov.	Dis.	Jan.	Feb.	Mac	Apr.	Mei			
-2.4	0.0	0.5	-0.3	-1.3	0.4	4.0	0.0	0.9	0.1	2.9	-0.3	-0.8	3.4	0.2	Processing and preserving of meat		
-0.5	1.1	-0.2	1.7	0.8	0.2	0.2	0.0	0.3	0.9	1.7	2.6	-0.6	-0.5	0.2	Processing and preserving of fish, crustaceans and molluscs		
															<i>Canning of fish, crustaceans and molluscs</i>		
-0.5	1.3	-0.5	1.1	0.7	0.3	0.2	0.4	0.3	1.4	1.7	2.7	-0.6	-0.7	0.3	<i>Processing, curing and preserving of fish, crustacean and molluscs</i>		
-0.9	-0.5	1.2	4.9	0.9	-0.3	0.2	-1.7	-0.1	-1.3	2.0	2.0	-0.5	0.8	0.02	<i>Other industry</i>		
-2.4	-0.5	-0.1	-0.3	1.5	-3.2	0.3	-0.6	-0.5	-0.03	3.5	2.3	-0.2	0.5	2.8	Processing and preserving of fruits and vegetable		
															<i>Pineapple canning</i>		
-7.1	6.3	-1.0	4.0	-0.4	-1.1	1.4	-0.7	0.1	17.6	-8.9	0.4	0.2	-0.4	0.6	<i>Manufacture of jams, marmalades and table jellies</i>		
-2.2	-0.9	-0.1	-0.5	1.6	-3.3	0.3	-0.6	-0.5	-1.0	4.3	2.5	-0.2	0.6	2.9	<i>Other industry</i>		
-0.3	-0.2	0.2	0.3	1.1	0.3	1.2	0.2	1.6	0.6	0.7	0.9	-0.2	-0.6	0.3	Manufacture of vegetable and animal oils and fats		
															<i>Manufacture of crude and refined vegetable oil</i>		
-1.0	0.1	1.6	0.3	0.8	-0.6	0.2	-0.1	5.8	-0.2	0.9	0.2	0.7	-0.6	0.4	<i>Manufacture of compound cooking fats</i>		
0.6	2.2	0.0	0.0	0.1	-0.1	0.6	0.0	-0.1	0.2	0.3	0.0	0.3	-0.1	0.1	<i>Manufacture of coconut oil</i>		
-0.3	-0.3	0.1	0.3	1.1	0.4	1.3	0.3	1.4	0.7	0.7	1.0	-0.2	-0.6	0.3	<i>Other industry</i>		
0.6	0.6	0.4	1.0	-0.2	-0.8	0.2	0.4	0.4	0.3	0.5	-0.2	0.03	0.5	-1.4	Manufacture of dairy products		
															<i>Manufacture of condensed, powdered and evaporated milk</i>		
0.2	0.4	0.1	0.5	-0.5	-0.9	0.2	0.0	1.3	0.2	0.4	-0.2	-0.2	1.6	-2.6	<i>Other industry</i>		
1.5	1.0	1.1	2.5	0.5	-0.6	0.2	1.5	-1.9	0.4	0.7	-0.1	0.6	-2.3	2.0	<i>Other industry</i>		
-0.1	0.5	-1.3	0.1	0.2	0.3	2.0	-0.6	1.3	0.7	0.5	1.5	-0.7	-1.0	0.5	Manufacture of grain mill products, starches and starch products		
0.0	0.8	-1.0	-0.4	0.3	1.8	3.4	-0.4	0.6	1.2	0.9	1.9	-0.7	-1.8	0.6	<i>Rice milling</i>		
0.1	0.1	-1.2	0.6	0.6	-1.1	0.2	-0.5	2.4	0.0	0.1	2.3	-0.5	-0.3	0.43	<i>Flour milling</i>		
-1.4	1.0	-2.5	-0.2	-2.5	-1.1	3.3	-2.1	-0.6	1.3	0.3	-4.6	-1.8	0.2	0.7	<i>Other industry</i>		
0.8	-0.8	-0.1	0.5	0.1	0.5	0.4	0.5	0.3	1.0	1.8	0.6	-0.4	0.9	0.2	Manufacture of other food products		
-0.2	-0.2	-0.8	1.6	0.7	0.0	-0.1	-0.9	0.6	-0.5	2.3	1.5	-2.0	-0.5	-0.1	<i>Manufacture of biscuits and cookies</i>		
-0.5	1.4	-0.4	-0.6	0.7	0.7	0.6	1.9	0.9	1.5	0.9	0.3	0.5	1.5	-0.4	<i>Manufacture of bread, cakes and other bakery products</i>		
-0.1	0.4	-0.3	1.5	0.3	-0.6	0.1	1.1	0.2	2.4	0.2	0.4	-0.4	0.5	0.8	<i>Manufacture of snack products</i>		
0.0	-1.5	0.8	-1.2	-0.1	1.3	-0.3	-0.4	-2.0	2.0	0.2	0.0	0.8	0.6	1.1	<i>Manufacture of sugar</i>		
-0.9	0.3	0.3	-0.3	0.8	1.2	0.4	-3.6	-0.6	0.9	0.1	1.1	-2.7	-0.1	2.9	<i>Manufacture of cocoa products</i>		
															<i>Manufacture of chocolate and chocolate products</i>		
0.9	-0.6	-0.4	2.9	0.4	1.5	0.2	0.2	-4.9	-0.1	3.3	-1.9	-0.5	0.8	-0.1	<i>Manufacture of sugar confectionery</i>		
1.4	-1.7	2.8	0.4	-1.1	0.3	-0.7	0.4	5.1	1.5	2.0	0.1	0.8	0.4	-0.6	<i>Manufacture of sauces and condiments</i>		
6.9	-6.6	0.1	-0.6	0.1	0.0	2.0	0.1	-4.6	-0.1	3.3	-0.6	-0.4	4.7	1.3	<i>Manufacture of other food products n.e.c.</i>		
-0.3	0.0	-0.4	1.0	-0.3	0.7	0.2	0.2	1.8	1.5	1.8	1.8	-0.7	-0.2	0.3	<i>Other industry</i>		
-0.3	3.8	0.7	-0.1	-0.2	0.1	-0.1	0.3	0.4	0.2	0.2	0.4	-0.4	-3.1	0.04	Manufacture of prepared animal feeds		
0.1	1.1	-0.6	-0.9	-0.3	-0.4	0.1	-0.2	-0.4	2.0	1.3	0.8	0.3	0.4	0.2	Manufacture of beverages		
0.4	1.1	-0.1	-1.0	0.2	-0.7	0.1	-0.1	-0.6	1.7	-0.05	0.9	0.3	0.6	0.1	<i>Manufacture of soft drinks</i>		
1.6	-0.3	-0.5	0.3	-0.9	-1.3	0.1	0.0	0.5	0.3	5.6	0.1	1.3	-0.01	0.3	<i>Production of natural mineral waters and other bottled waters</i>		
-4.4	4.0	-3.4	-2.3	-1.4	3.3	0.2	-1.5	-1.0	7.7	-0.2	1.8	-1.6	0.4	0.3	<i>Other industry</i>		
-1.3	-17.5	-0.1	0.5	-0.5	-4.8	8.1	0.3	0.6	1.8	5.2	11.4	0.3	-12.0	-0.6	Manufacture of tobacco products		
0.6	-1.3	-0.3	-1.2	-0.5	1.0	1.5	0.4	-0.6	-0.03	1.1	-0.7	1.3	-0.5	1.1	Spinning, weaving and finishing of textiles		
															<i>Preparation and spinning of textile fibres</i>		
-0.6	-1.6	-0.9	-1.2	-0.5	1.0	0.3	0.9	1.5	-0.7	1.2	-1.0	2.2	-0.2	0.3	<i>Weaving of textiles</i>		
4.1	-0.7	0.5	-0.3	-0.5	0.7	4.1	-0.1	-4.6	1.5	-0.3	-0.8	-0.8	-0.4	2.3	<i>Dyeing, bleaching, printing and finishing of yarns and fabrics</i>		
-3.7	-2.6	4.7	-8.3	-0.3	2.0	1.7	-3.0	-8.0	0.7	11.4	4.0	3.1	-5.3	5.1	<i>Other industry</i>		
-0.1	0.8	2.0	0.2	-0.6	0.1	0.4	-0.6	1.3	-0.7	0.6	-1.0	0.6	1.2	1.3	Manufacture of other textiles		
-0.5	-0.1	1.4	-0.3	-0.4	-0.1	0.5	-2.3	0.4	-0.9	-0.3	-0.3	-2.4	1.3	0.1	<i>Manufacture of knitted and crocheted fabrics</i>		
0.2	1.4	2.5	0.6	-0.7	0.3	0.4	0.6	1.8	-0.5	1.1	-1.4	2.5	1.1	2.0	<i>Other industry</i>		
0.1	-0.7	0.7	-1.1	-1.2	-0.7	0.1	-1.0	4.5	0.7	0.6	-0.1	0.2	0.2	0.5	Manufacture of wearing apparel, except fur		
0.3	-0.7	1.2	-0.4	-1.3	-0.8	0.3	-1.2	4.4	1.1	1.1	-0.9	0.4	-0.2	0.6	<i>Manufacture of clothings</i>		
-0.4	-0.8	-0.5	-2.8	-0.8	-0.4	-0.6	-0.7	4.6	-0.6	-0.7	2.0	-0.2	1.3	0.0	<i>Other industry</i>		
1.0	1.1	0.0	-0.1	0.0	-2.6	0.6	-3.2	3.8	-0.7	2.5	3.5	1.9	0.0	0.4	Manufacture of articles of fur, knitted and crocheted apparel		
															<i>Tanning and dressing of leather; manufacture of luggage, handbags, saddlery and harness; dressing and dyeing of fur</i>		
-1.0	-1.2	-1.0	-3.7	-1.2	2.2	1.3	0.0	-0.7	0.9	1.7	1.4	0.2	-2.9	0.3	<i>Manufacture of footwear</i>		
-3.6	0.7	1.8	1.0	-1.0	0.7	1.2	0.5	0.8	-0.1	3.1	2.4	-1.6	-0.3	1.1	<i>Manufacture of leather footwear</i>		
-3.8	-0.2	1.6	2.0	-0.5	0.8	0.8	1.4	1.2	-0.2	3.9	-1.4	-2.1	-1.8	-0.7	<i>Manufacture of rubber footwear</i>		
-3.4	1.9	2.0	-0.2	-1.7	0.6	1.7	-0.6	0.3	0.1	2.0	7.3	-1.0	1.5	3.3	<i>Other industry</i>		
-0.5	0.1	0.4	-2.1	0.2	0.6	0.5	-0.4	0.5	-1.8	2.5	-0.04	-1.9	-1.9	1.6	Sawmilling and planning of wood		

Jadual Table **1.5c** : Bilangan Pekerja Bergaji Sektor Pembuatan Mengikut Kumpulan: Perubahan Peratusan Bulanan/Suku Tahunan
 : Number of Paid Employees of Manufacturing Sector by Group: Monthly/Quarterly Percentage Change

Kod Kumpulan Group code	Keterangan Kumpulan/Tempoh	2021				2022				2023		
		Q1	Q2	Q3	Q4	Q1	Q2	Q3	Q4	Q1	Jan.	Feb.
162	Pembuatan produk daripada kayu, gabus, jerami dan bahan jalinan lain	-1.8	0.9	2.7	0.2	-3.1	2.0	0.8	1.9	-1.8	0.1	-0.5
16211	Pembuatan kepingan venier dan papan lapis	-3.6	0.8	5.4	-1.4	-3.4	1.8	1.8	1.5	-2.6	-1.7	-0.9
16212	Pembuatan papan partikel dan papan gentian	0.6	-6.7	-2.3	6.1	1.8	-0.3	-2.6	-3.9	-1.2	1.9	0.5
16221	Pertukangan kayu untuk jurubina	3.0	2.9	0.2	-5.9	-10.9	2.3	-1.7	7.8	-1.7	0.1	0.3
	Industri lain	-2.0	4.1	-0.8	9.0	2.2	3.5	1.8	1.4	0.2	4.8	-0.3
170	Pembuatan kertas dan produk kertas	7.6	-2.0	1.1	2.6	1.4	-0.6	1.8	1.8	1.1	0.7	0.8
17010	Pembuatan pulpa, kertas dan kertas tebal	1.4	-3.0	0.9	8.1	-0.9	0.4	1.1	4.6	0.8	0.2	-1.1
17020	Pembuatan kertas gelugur dan kertas tebal dan bekas daripada kertas dan kertas tebal	7.7	-0.7	0.1	1.2	1.5	-0.5	3.3	2.4	0.1	-0.1	1.6
17091	Pembuatan sampul surat dan kad surat	3.0	-2.5	-1.3	-5.0	0.9	1.5	2.1	-4.7	5.7	2.9	-1.0
17092	Pembuatan kertas kegunaan rumah dan pembersih peribadi	1.0	-1.0	0.2	5.9	-0.6	-2.1	1.8	-0.5	-0.9	0.7	-0.7
17093	Pembuatan kertas bergam atau pelekat yang berjalur atau bergulung dan label dan kertas dinding	7.3	-5.5	6.7	-0.9	4.4	-0.6	-1.9	2.2	4.8	0.6	4.1
	Industri lain	1.3	-2.6	0.8	0.5	4.4	-0.9	1.8	0.6	3.4	4.1	-0.5
181 & 182	Percetakan, aktiviti perkhidmatan berkaitan percetakan dan penerbitan semula media rakaman	0.9	-3.9	-0.9	7.9	0.3	-2.6	-0.7	7.1	0.3	0.1	-0.2
18110	Percetakan	1.1	-3.8	-1.0	8.7	0.5	-2.2	-0.7	7.2	0.3	0.1	-0.3
18120	Aktiviti perkhidmatan berkaitan percetakan &	0.2	-4.0	-0.4	4.4	-0.4	-4.4	-0.6	6.8	0.1	0.1	-0.1
18200	Penerbitan semula media rakaman											
192 (19201 & 19202)	Pembuatan produk petroleum bertapis	3.5	-2.3	2.0	-0.3	3.7	-2.6	2.3	0.9	3.8	-0.3	1.5
201	Pembuatan kimia asas, baja dan sebatian nitrogen, plastik dan getah sintetik dalam bentuk primer	-2.2	-3.2	0.6	-3.1	2.3	-1.5	-0.1	1.1	4.0	0.6	0.8
20111	Pembuatan gas perindustrian atau perubatan bukan organik dalam bentuk cecair atau mampat	7.4	-0.7	1.9	-24.8	1.5	1.2	-0.3	3.1	8.8	2.8	-1.2
20112	Pembuatan kimia organik asas &	0.7	-2.1	1.0	9.4	1.9	-0.7	1.5	5.7	2.7	0.1	0.4
20113	Pembuatan sebatian bukan organik											
20121	Pembuatan baja &	3.4	-8.8	1.1	-13.0	4.7	-8.5	-0.6	-11.9	9.2	1.2	3.7
20129	Pembuatan produk campuran nitrogen											
20131	Pembuatan plastik dalam bentuk primer	-15.8	-0.8	-1.6	-1.4	1.1	-0.6	-1.7	2.4	0.1	-0.6	0.1
	Industri lain	4.3	-3.1	1.6	11.2	4.3	7.9	-1.3	1.8	5.3	2.5	1.2
202 & 203	Pembuatan produk kimia lain dan serat buatan manusia	9.2	-3.2	-1.1	3.6	4.5	-3.0	-0.8	3.7	1.3	0.7	-1.1
20210	Pembuatan racun perosak dan produk agrokimia lain	14.2	-1.5	-0.7	5.7	-2.0	-1.4	-1.6	4.8	5.8	0.6	-2.8
20221	Pembuatan cat, varnis dan penyadur dan mastik	19.5	-16.7	-2.7	-3.2	18.4	-17.4	-1.2	3.2	5.5	3.7	-3.3
20222	Pembuatan dakwat cetak	23.1	0.8	0.0	0.4	17.3	-2.0	0.2	-0.01	5.4	0.2	-0.2
20231	Pembuatan sabun dan bahan pencuci, penyediaan & membersihkan dan mengilat	1.6	0.8	-1.7	-0.5	-0.6	0.9	1.3	4.1	-1.8	0.0	-0.8
20232	Pembuatan pewangi dan penyediaan dandanan diri											
20291	Pembuatan plat fotografi, filem, sensitized paper dan other sensitized unexposed materials &	8.1	0.8	0.4	15.8	0.3	1.6	-3.6	5.3	0.3	-0.1	0.1
20292	Pembuatan dakwat menulis dan melukis &											
20299	Pembuatan produk kimia lain t.t.t.l.											
	Industri lain	-2.9	0.6	-1.0	-8.6	3.3	-1.8	0.1	-12.8	12.0	2.2	0.8
210	Pembuatan produk farmaseutikal, kimia perubatan dan botani	0.3	12.1	1.1	-5.5	-1.2	12.9	3.0	-5.2	-1.6	-1.6	0.5
21001	Pembuatan bahan aktif ubat-ubatan untuk digunakan oleh bidang farmakologi dalam pembuatan ubat-ubatan	0.5	11.1	0.2	-3.0	-2.0	11.1	3.0	-4.6	-2.8	-2.9	1.1
	Industri lain	-0.2	14.8	3.1	-11.2	1.0	17.3	2.9	-6.7	1.5	1.6	-0.8
221	Pembuatan produk getah	0.9	3.7	-1.3	-2.5	2.0	1.4	-0.6	-2.9	-0.6	2.2	-0.4
22111	Pembuatan tayar getah untuk kenderaan	-1.3	8.9	-12.5	2.4	2.1	4.7	-13.2	1.3	1.8	1.7	0.9
22112	Pembuatan bunga tayar yang boleh ditukar ganti dan tayar celup	-3.8	-5.9	5.2	8.0	-5.6	-4.4	6.7	7.5	2.2	0.4	-4.0
22191	Pembuatan produk lain daripada getah asli atau sintetik, tidak & divulkan, divulkan atau dikeraskan	-0.3	-0.2	-3.3	-3.2	-0.6	1.6	2.7	2.1	5.7	0.8	-1.1
22193	Pengilangan semula getah dan prosesan susu getah											
22192	Pembuatan sarung tangan getah	1.2	5.4	-0.2	-6.0	3.8	3.4	-1.6	-6.5	-3.9	3.4	-0.7
22199	Pembuatan produk getah lain yang t.t.t.l.	2.0	2.1	-0.4	3.4	0.2	-3.0	2.3	0.2	1.5	0.7	0.6
222	Pembuatan produk plastik	0.8	-0.2	-2.1	1.3	1.2	0.7	1.0	0.3	0.4	-1.0	-0.8
22201	Pembuatan produk plastik separa siap &	-1.2	1.3	-3.3	-1.9	6.3	4.8	-0.4	0.4	-1.0	-1.1	-0.7
22202	Pembuatan produk plastik siap											
22203	Pembuatan artikel plastik untuk pembungkusan barangan	0.8	0.5	-1.1	3.7	0.5	0.4	2.0	1.0	0.8	-1.5	-0.9
22204	Pembuatan barangan plastik jurubina	3.7	-3.9	0.2	0.4	7.8	-1.3	1.0	1.7	1.2	0.9	-0.5
22205	Pembuatan pinggan mangkuk, peralatan dapur dan barangan tandas daripada plastik	3.0	-0.9	-1.6	0.3	15.7	3.2	0.8	-9.2	4.3	14.9	0.0
22209	Pembuatan pelbagai produk plastik t.t.t.l.	1.5	-1.4	-2.4	1.5	-5.2	-2.3	1.2	2.3	-0.2	-4.4	-1.0
231 (23101 & 23102 & 23109)	Pembuatan kaca dan produk kaca	1.6	-2.0	-1.6	7.7	0.4	6.0	2.7	1.9	0.4	1.2	-0.9

2022														2023			Group Description/Period
Mac	Apr.	Mei	Jun	Jul.	Ogo.	Sep.	Okt.	Nov.	Dis.	Jan.	Feb.	Mac	Apr.	Mei			
-2.8	-0.8	3.9	-1.0	-0.8	0.0	1.6	0.4	1.1	0.5	-0.1	1.0	-2.6	-0.3	2.1	Manufacture of products of wood, cork, straw and plaiting materials		
-0.8	-1.1	4.8	-1.8	-1.3	-0.2	3.4	0.5	1.4	-0.4	-1.0	1.0	-2.5	-1.0	3.3	Manufacture of veneer sheets and plywood		
-0.5	-0.7	0.6	-0.1	0.5	0.1	-3.2	0.6	-2.8	-1.8	-2.3	1.8	-0.7	-1.3	4.7	Manufacture of particle board and fibreboard		
-11.2	-1.2	3.4	0.2	-1.3	0.5	-0.9	-0.5	2.5	5.7	1.3	1.5	-4.4	1.2	-0.2	Manufacture of builders' carpentry		
-2.1	0.2	3.4	-0.1	0.6	0.3	0.8	0.5	1.0	-0.02	2.3	-0.01	-2.0	1.1	-0.4	Other industry		
-0.1	-1.0	0.2	0.1	0.3	-0.1	1.6	1.2	0.3	0.3	0.3	1.0	-0.2	-1.2	-1.4	Manufacture of paper and paper products		
-0.1	0.1	0.0	0.4	0.3	-1.1	2.0	2.0	1.1	1.4	0.1	1.5	-0.8	0.2	-9.4	Manufacture of pulp, paper and paperboard		
0.1	-1.4	0.5	0.4	0.1	0.9	2.3	1.7	0.6	0.1	-0.5	0.7	-0.1	-2.4	0.2	Manufacture of corrugated paper and paperboard and of containers of paper and paperboard		
-1.0	-2.2	3.3	0.5	-0.2	-0.2	2.4	-0.8	-5.8	2.0	3.1	3.0	-0.5	-1.6	1.4	Manufacture of envelopes and letter-card		
-0.6	-0.6	-1.2	-0.3	0.7	-0.1	1.2	0.2	-0.4	-0.3	0.8	-0.8	-0.9	-0.5	-0.02	Manufacture of household and personal hygiene paper		
-0.2	-1.1	1.6	-1.1	-0.2	-0.8	-0.9	0.5	1.6	0.1	0.4	4.2	0.2	0.2	-0.7	Manufacture of gummed or adhesive paper in strips or rolls and labels and wall paper		
0.8	-0.9	-0.3	0.3	1.1	-1.8	2.5	1.0	-0.7	0.4	2.3	0.1	1.0	-0.9	0.4	Other industry		
0.5	-3.3	0.6	0.2	-0.3	0.0	-0.4	4.3	2.3	0.4	0.2	-0.5	0.6	-1.0	1.1	Printing, service activities related to printing and reproduction of recorded media		
0.7	-3.3	0.8	0.3	-0.3	-0.1	-0.3	4.3	2.6	0.1	0.2	-0.7	0.9	-0.4	1.4	Printing		
-0.4	-3.6	-0.6	-0.2	-0.3	0.2	-0.5	4.0	0.8	1.8	0.3	0.2	-0.5	-3.9	-0.4	Service activities related to printing		
															Reproduction of recorded media		
2.5	-2.8	0.3	0.0	2.2	0.3	-0.2	0.0	0.1	0.8	-0.2	1.2	2.8	-1.3	-0.2	Manufacture of refined petroleum products		
0.9	-1.9	0.3	0.0	0.2	-0.1	-0.1	1.6	-1.0	0.5	1.6	1.1	1.3	-3.1	0.8	Manufacture of basic chemicals, fertilizer and nitrogen compounds, plastics and synthetic rubber in primary forms		
-0.1	0.0	0.2	1.0	0.2	-1.0	0.5	2.6	0.1	0.4	3.0	0.2	5.5	-5.7	4.1	Manufacture of liquefied or compressed inorganic industrial or medical gases		
1.4	-0.7	0.1	-0.1	1.1	0.0	0.4	1.7	2.7	1.2	0.4	1.1	1.1	-3.5	0.3	Manufacture of basic organic chemicals		
-0.3	-8.9	0.4	0.0	0.1	0.3	-1.0	1.3	-11.8	-1.3	3.5	4.1	1.3	-5.0	0.4	Manufacture of inorganic compounds		
1.7	-0.3	-0.4	0.1	-1.1	0.1	-0.7	1.7	-0.1	0.8	1.4	-0.9	-0.3	-0.2	-0.2	Manufacture of fertilizers		
0.6	4.3	4.5	-1.0	0.3	-1.7	0.1	0.5	1.2	0.2	2.7	2.5	0.1	-1.0	1.5	Manufacture of associated nitrogen products		
4.9	-3.8	1.2	-0.3	-0.4	-0.4	-0.1	1.0	2.3	0.4	0.0	-0.4	1.7	-2.1	-0.9	Manufacture of other chemical products and man-made fibres		
0.3	-0.8	-0.6	0.0	0.0	-5.6	4.2	1.6	4.2	-1.0	2.1	1.8	1.7	-1.1	0.4	Manufacture of pesticides and other agrochemical products		
18.0	-16.7	-0.6	-0.3	-0.5	-0.7	0.0	1.1	0.9	1.2	4.1	-4.5	6.1	-3.2	0.2	Manufacture of paints, varnishes and similar coatings ink and mastics		
17.3	-0.7	0.3	-1.6	0.1	0.0	0.2	0.0	-0.1	0.1	1.4	-0.1	4.0	0.1	0.1	Manufacture of printing ink		
0.2	-2.4	3.9	-0.6	1.1	0.1	0.1	1.9	1.9	0.3	-3.0	1.0	0.3	-3.6	-3.1	Manufacture of soap and detergents, cleaning and polishing preparations		
															Manufacture of perfumes and toilet preparations		
0.3	1.5	-0.5	0.6	-2.5	0.3	-1.5	0.0	4.3	0.9	0.7	-0.5	0.2	-0.7	0.4	Manufacture of photographic plates, films, sensitized paper and other sensitized unexposed materials		
															Manufacture of writing and drawing ink		
															Manufacture of other chemical products n.e.c.		
0.3	-0.9	0.0	-0.8	0.6	0.1	-0.5	-0.3	-8.4	-4.5	-1.7	9.8	3.8	-0.8	-0.3	Other industry		
-0.1	12.9	-0.5	0.5	1.4	1.1	0.5	0.1	-4.8	-0.5	-1.9	0.4	-0.1	5.4	-1.2	Manufacture of pharmaceuticals, medicinal chemical and botanical products		
-0.2	11.5	-0.5	0.2	1.9	1.1	0.0	1.1	-5.2	-0.4	-3.3	0.3	0.2	8.7	-2.7	Manufacture of medicinal active substances to be used for their pharmacological properties in the manufacture of medicaments		
0.2	16.4	-0.5	1.3	0.2	0.9	1.8	-2.2	-3.9	-0.8	1.5	0.7	-0.6	-2.1	2.8	Other industry		
0.2	4.4	-0.4	-2.6	-0.7	0.0	0.2	-1.4	-1.4	-0.1	-1.5	0.3	0.6	-0.8	-1.6	Manufacture of rubber products		
-0.5	7.1	0.1	-2.4	-12.5	-0.7	-0.2	0.4	1.4	-0.4	0.4	1.0	0.4	7.3	-0.2	Manufacture of rubber tyres for vehicles		
-2.0	4.9	-3.3	-5.8	0.0	3.8	2.8	1.3	7.3	-1.1	0.3	2.7	-0.7	-0.4	-0.9	Manufacture of interchangeable tyre treads and retreading rubber tyres		
-0.3	5.0	-0.9	-2.5	1.7	1.2	-0.2	-0.4	2.1	0.3	2.2	3.0	0.4	2.1	0.3	Manufacture of other products of natural or synthetic rubber, unvulcanized, vulcanized or hardened		
1.1	4.5	-0.3	-0.8	-1.0	-0.8	0.2	-2.5	-3.6	-0.5	-4.4	-0.7	1.2	-2.6	-2.1	Rubber remilling and latex processing		
-1.0	3.3	-0.2	-6.0	1.1	0.9	0.3	-0.4	0.0	0.6	1.7	0.2	-0.4	-0.8	-2.0	Manufacture of rubber gloves		
3.1	1.1	-0.4	0.0	0.8	0.1	0.1	-0.3	0.6	0.1	0.3	0.3	-0.2	1.1	0.2	Manufacture of other rubber products n.e.c.		
8.3	3.4	-0.4	1.8	0.4	-0.4	-0.4	-0.5	0.7	0.3	-0.2	0.2	-1.0	4.2	0.4	Manufacture of plastics products		
3.0	0.7	-0.6	0.3	0.4	0.6	1.0	0.9	-0.2	0.3	0.2	1.0	-0.4	0.8	0.05	Manufacture of semi-manufactures of plastic products		
7.4	0.6	-1.6	-0.3	0.6	-0.5	0.9	2.5	-1.3	0.6	1.3	0.3	-0.4	-0.5	0.6	Manufacture of finished plastic products		
0.7	2.5	0.5	0.2	0.7	-0.4	0.5	-5.7	-1.7	-2.0	2.1	1.4	0.8	-1.1	0.6	Manufacture of plastic articles for the packing of goods		
0.2	-0.3	-0.4	-1.6	1.6	0.1	-0.5	0.1	2.0	0.3	0.2	-0.7	0.3	-0.2	0.04	Manufacture of builders' plastics ware		
0.1	-0.2	6.2	0.0	1.5	2.0	-0.8	-0.6	1.9	0.5	0.3	0.3	-0.2	0.03	1.1	Manufacture of plastic tableware, kitchenware and toilet articles		
															Manufacture of diverse plastic products n.e.c.		
															Manufacture of glass and glass products		

Kod Kumpulan Group code	Keterangan Kumpulan/Tempoh	2021				2022				2023		
		Q1	Q2	Q3	Q4	Q1	Q2	Q3	Q4	Q1	Jan.	Feb.
239	Pembuatan pengeluaran galian bukan logam t.t.t.l.	0.6	-1.2	1.6	0.5	-0.6	-0.1	0.4	-0.3	-2.0	1.0	-1.8
23911	Pembuatan mortar refraktori dan konkrit											
&												
23921	Pembuatan seramik bukan refraktori	6.1	-0.8	-2.7	1.2	-7.0	-1.2	-1.7	3.5	-6.9	-6.3	-2.2
23930	Pembuatan produk porselin dan seramik lain	-4.9	1.9	-4.7	1.5	-0.6	1.1	3.2	-0.7	-15.6	1.8	-1.1
23941	Pembuatan simen hidraulik	2.4	0.0	-0.3	4.1	-0.1	3.2	-11.0	3.8	-2.1	0.3	0.1
23951	Pembuatan konkrit dan mortar siap bancuh dan banchuan kering	-4.7	1.2	6.9	-1.1	-3.7	3.3	4.0	0.8	-6.1	0.9	-4.8
23952	Pembuatan konkrit pratuangan, simen atau artikel batu buatan yang digunakan dalam pembinaan;											
&												
23953	Pembuatan komponen struktur pasang siap untuk bangunan atau kejuruteraan awam dari simen, batu atau konkrit buatan	1.9	-3.6	2.2	2.8	1.0	-2.4	1.4	-0.9	2.6	1.7	-1.7
&												
23959	Pembuatan artikel konkrit, simen dan plaster lain t.t.t.l.											
23990	Pembuatan produk mineral bukan logam lain t.t.t.l.	2.0	-1.8	2.7	2.1	4.7	-2.4	0.6	-1.9	-1.5	3.9	1.1
	Industri lain	-0.3	-0.3	0.4	-10.6	3.0	2.7	1.9	-6.4	3.8	5.6	-0.9
241 (24101 & 24102 & 24103 & 24104 & 24109)	Pembuatan besi dan keluli asas	-1.3	-1.7	-2.0	7.1	-2.2	1.1	0.1	1.4	-0.9	-0.6	-2.4
242 (24201 & 24202 & 24209)	Pembuatan logam asas berharga dan logam bukan ferus lain	1.6	-4.2	0.1	0.8	3.6	-3.1	1.3	0.02	1.5	1.4	2.7
243	Pengacuan logam	7.4	-7.0	0.0	1.8	5.9	-6.8	0.4	-1.9	6.3	4.0	2.1
251 & 252	Pembuatan produk struktur logam, tangki, takungan, penjana wap, senjata dan peluru	1.6	-6.1	4.1	-0.3	0.4	-2.4	0.3	2.6	0.7	0.1	-0.7
25113	Pembuatan pintu, tingkap dan bingkai, penutup tingkap dan pintu pagar daripada logam	2.4	-7.2	5.3	-1.8	0.9	-3.9	-0.9	3.9	0.1	0.3	-0.6
25119	Pembuatan produk struktur logam lain											
25120	Pembuatan tangki, takungan dan kontena daripada logam	-0.3	-2.3	3.0	1.3	-0.8	0.6	5.9	-1.1	0.8	-0.8	0.4
	Industri lain	0.3	-5.7	-0.4	4.9	-0.5	0.7	-1.2	1.5	3.3	0.1	-2.2
259	Pembuatan lain-lain produk yang direka daripada logam; aktiviti perkhidmatan kerja logam	2.5	-2.4	0.4	2.4	2.2	-2.2	1.1	1.1	2.1	0.5	0.4
25910	Tempaan, tekanan, hentakan dan bentuk geleskan logam; serbuk metalurgi	1.1	-0.7	0.5	1.2	0.5	0.4	3.3	-2.6	-2.1	1.1	0.2
25920	Rawatan dan penyalutan logam; menggunakan mesin	10.3	-6.6	-2.4	4.4	8.4	-7.6	2.3	3.2	7.4	0.7	3.2
25991	Pembuatan tin untuk produk makanan dan minuman, tiub dan kotak boleh dilipat	-1.1	-1.1	-1.7	4.4	-0.5	-1.1	-0.3	0.1	1.9	1.9	-0.9
25992	Pembuatan kabel, plaited bands (jalur/pita berpintal) dan artikel seumpamanya daripada logam											
&												
25993	Pembuatan bolt, skru, nat dan produk uliran seumpamanya	-1.6	-2.1	3.1	0.9	-0.8	-1.3	0.7	1.8	0.7	-0.6	0.2
25994	Pembuatan barangan rumah daripada logam	2.2	-11.0	-2.5	4.2	3.8	-3.8	-5.0	4.7	6.5	-0.6	0.9
25999	Pembuatan produk lain yang direka daripada logam t.t.t.l.	5.3	-1.3	0.5	2.8	3.4	-2.7	0.2	4.6	1.5	0.5	-0.6
	Industri lain	1.4	-1.9	1.1	2.5	3.1	-2.0	0.8	-2.2	7.4	0.2	1.0
261	Pembuatan komponen dan papan elektronik	1.9	2.2	1.0	3.5	1.5	2.2	2.1	1.4	0.7	-0.4	0.9
26101	Pembuatan diod, transistor dan alatan semikonduktor yang seumpamanya	1.8	2.4	1.8	1.4	1.4	2.8	2.2	0.2	-0.1	-0.9	1.0
26102	Pembuatan litar elektronik bersepadu dengan pemasangan mikro											
26103	Pembuatan kapasitor dan perintang elektrik											
&												
26104	Pembuatan papan litar bercetak	2.7	1.9	0.1	6.8	1.7	1.2	2.7	3.3	1.9	0.0	0.9
&												
26105	Pembuatan komponen paparan											
26109	Pembuatan komponen lain untuk aplikasi elektronik	-0.7	2.2	-1.5	2.1	0.8	2.6	-2.4	0.2	-0.1	0.9	-0.2
262 (26201 & 26202)	Pembuatan komputer dan kelengkapan peranti	1.5	1.1	3.3	3.1	1.1	1.7	1.0	1.9	-4.1	0.5	0.1
263/ 26300	Pembuatan peralatan komunikasi	-1.8	4.1	-0.1	0.6	0.0	4.1	3.5	0.1	-1.1	-1.3	1.2
264/ 26400	Pembuatan peralatan elektronik pengguna	-1.1	-0.3	2.2	-1.4	0.1	4.4	1.0	-1.7	-2.8	1.0	-0.5
265	Pembuatan kelengkapan mengukur, menguji, memandu arah dan kawalan; jam tangan dan jam	4.0	-0.3	0.6	2.4	1.0	0.9	3.5	2.5	1.3	0.8	-0.3
26511	Pembuatan kelengkapan mengukur, menguji, memandu arah dan kawalan	4.5	0.4	1.5	0.8	0.2	0.9	4.2	3.3	1.2	1.0	-0.7
&												
26512	Pembuatan kelengkapan kawalan proses perindustrian											
26520	Pembuatan jam tangan dan jam dan bahagiannya	2.3	-2.9	-2.2	8.0	4.0	0.7	1.3	-0.1	1.5	0.1	0.8
266/ 26600	Pembuatan peralatan penyinaran, perubahan elektro dan elektroterapeutik	-0.2	1.6	2.3	-3.4	-0.8	0.9	1.6	-0.1	-0.5	-0.6	-0.4

															Group Description/Period
2022												2023			
Mac	Apr.	Mei	Jun	Jul.	Ogo.	Sep.	Okt.	Nov.	Dis.	Jan.	Feb.	Mac	Apr.	Mei	
0.3	0.5	-0.8	0.2	0.5	-0.7	0.6	0.0	0.1	-0.4	0.5	-2.3	-0.2	0.5	0.7	Manufacture of non-metallic mineral products
															<i>Manufacture of refractory mortars and concretes</i>
1.5	-1.0	-0.3	0.1	0.0	-0.6	-1.1	0.5	3.7	-0.7	-5.0	-1.6	-0.4	-0.4	-0.5	<i>Manufacture of non-refractory ceramic</i>
-1.3	-0.7	1.4	0.4	2.4	0.5	0.2	-0.1	-0.7	0.1	0.2	-15.4	-0.4	-1.0	3.4	<i>Manufacture of other porcelain and ceramic products</i>
-0.5	3.0	0.4	-0.2	0.2	-12.8	1.9	0.1	4.3	-0.6	1.5	0.03	-3.5	-0.3	0.2	<i>Manufacture of hydraulic cement</i>
0.3	4.4	-1.3	0.2	-0.3	2.9	1.4	0.2	1.8	-1.2	1.0	-5.7	-1.4	-0.1	1.2	<i>Manufacture of ready-mix and dry-mix concrete and mortars</i>
															<i>Manufacture of precast concrete, cement or artificial stone articles for use in construction</i>
															<i>Manufacture of prefabricated structural components for building or civil engineering of cement, concrete or artificial stone</i>
															<i>Manufacture of other articles of concrete, cement and plaster n.e.c.</i>
-0.3	-0.5	-2.0	0.1	0.4	-0.3	0.5	-2.7	0.3	0.4	-1.2	0.7	-1.0	1.0	1.7	<i>Manufacture of other non-metallic mineral products n.e.c.</i>
-1.6	2.6	-0.7	0.8	-0.4	2.2	0.1	-0.1	-4.8	-1.6	4.1	-0.1	-0.1	1.3	-0.2	<i>Other industry</i>
0.8	0.4	-0.1	0.8	0.0	-0.1	0.2	1.6	-0.3	0.02	0.9	-3.2	1.5	0.01	0.8	Manufacture of basic iron and steel
-0.5	0.7	-1.2	-2.7	1.0	0.1	0.2	-0.2	-0.1	0.3	0.5	2.4	-1.3	-0.5	-0.2	Manufacture of basic precious and other non-ferrous metals
-0.3	-6.3	-1.1	0.6	0.6	-0.6	0.4	0.8	-2.4	-0.3	3.5	3.4	-0.6	-2.5	-1.4	Casting of metals
0.9	-0.9	0.4	-1.9	-0.3	0.3	0.3	-0.1	0.1	2.6	-0.4	0.4	0.7	-1.5	1.1	Manufacture of structural metal products, tanks, reservoirs , steam generators , weapons and ammunition
															<i>Manufacture of metal doors, windows and their frames, shutters and gates</i>
															<i>Manufacture of other structural metal products</i>
															<i>Manufacture of tanks, reservoirs and containers of metal</i>
															<i>Other industry</i>
1.3	-1.5	-0.3	-0.5	0.0	0.4	0.8	-0.1	0.2	1.0	1.1	1.0	0.05	-1.4	0.2	Manufacture of other fabricated metal products; metal working service activities
															<i>Forging, pressing, stamping and roll-forming of metal; powder metallurgy</i>
															<i>Treatment and coating of metals; machining</i>
															<i>Manufacture of tins and cans for food products, collapsible tubes and boxes</i>
															<i>Manufacture of metal cable, plaited bands and similar articles</i>
															<i>Manufacture of bolts, screws, nuts and similar threaded products</i>
															<i>Manufacture of metal household articles</i>
															<i>Manufacture of any other fabricated metal products n.e.c.</i>
															<i>Other industry</i>
1.0	0.8	0.2	1.1	0.5	0.8	0.8	-0.2	0.8	0.7	-0.8	1.2	0.3	1.9	0.7	Manufacture of electronic components and boards
															<i>Manufacture of diodes, transistors and similar semiconductor devices</i>
															<i>Manufacture of electronic integrated circuits micro assemblies</i>
															<i>Manufacture of electrical capacitors and resistors</i>
															<i>Manufacture of printed circuit boards</i>
															<i>Manufacture of display components</i>
															<i>Manufacture of other components for electronic applications</i>
0.6	-0.5	1.5	0.6	0.0	1.0	0.0	-0.5	3.2	-0.7	-4.6	0.2	0.3	-0.5	1.0	Manufacture of computers and peripheral equipment
0.2	0.8	1.6	1.5	0.5	1.3	1.7	-0.4	-0.1	0.6	-0.6	-0.6	0.1	0.9	0.9	Manufacture of communication equipment
-0.3	2.1	1.2	1.1	1.4	4.7	-4.8	-0.2	-0.7	-0.8	-2.0	-0.7	-0.1	-1.7	1.9	Manufacture of consumer electronics
0.6	-0.3	0.0	1.2	1.3	1.5	0.6	0.6	1.6	0.3	0.05	1.3	-0.02	-0.2	0.8	Manufacture of measuring, testing, navigating and control equipment; watches and clocks
															<i>Manufacture of measuring, testing, navigating and control equipment</i>
															<i>Manufacture of industrial process control equipment</i>
															<i>Manufacture of watches and clocks and parts</i>
0.1	-0.9	0.9	0.9	0.5	1.0	0.0	0.3	-0.1	-0.4	0.2	-1.0	0.4	-0.4	0.8	Manufacture of irradiation, electromedical and electrotherapeutic equipment

Jadual Table **1.5c** : Bilangan Pekerja Bergaji Sektor Pembuatan Mengikut Kumpulan: Perubahan Peratusan Bulanan/Suku Tahunan
 : Number of Paid Employees of Manufacturing Sector by Group: Monthly/Quarterly Percentage Change

Kod Kumpulan Group code	Keterangan Kumpulan/Tempoh	2021				2022				2023		
		Q1	Q2	Q3	Q4	Q1	Q2	Q3	Q4	Q1	Jan.	Feb.
267 (26701 & 26702) & 268 (26800)	Pembuatan peralatan optikal, kelengkapan fotografi, media magnetik dan optikal	-1.8	0.0	-1.4	-5.8	-4.3	5.2	1.1	-3.0	2.8	-5.1	1.3
271	Pembuatan motor elektrik, penjana, transformer dan perkakasan pengagihan dan pengawalan elektrik	2.5	-2.0	4.2	1.9	-0.1	-2.0	4.8	0.2	0.3	0.6	-0.4
27101	Pembuatan motor elektrik, penjana dan transformer	5.7	-3.3	2.7	0.8	0.5	-2.7	1.3	-1.3	1.7	1.3	-0.6
27102	Pembuatan perkakasan pengagihan dan pengawalan elektrik	-0.1	-0.9	5.5	2.8	-0.6	-1.4	7.5	1.3	-0.8	0.1	-0.3
272/ 27200	Pembuatan bateri dan akumulator	2.0	-3.8	-0.2	-6.8	5.9	-2.0	6.4	-1.8	-0.7	0.1	6.0
273	Pembuatan pendawaian dan peranti pendawaian	-2.8	2.1	3.6	4.9	-1.1	1.7	-0.2	-0.8	0.9	-0.4	-1.3
27310	Pembuatan kabel gantian optikal	-0.3	-1.4	8.2	-6.2	5.6	3.1	6.2	-9.7	2.5	-0.4	0.1
27320	Pembuatan wayar dan kabel elektronik dan elektrik lain	-3.3	0.9	3.7	5.9	-1.6	1.9	-0.5	1.5	0.3	-0.5	-1.4
27330	Pembuatan alatan pendawaian pembawa dan bukan pembawa arus untuk litar elektrik (tanpa mengira jenis bahan)	2.0	19.9	0.5	-0.7	2.4	-1.3	0.0	-24.4	10.3	1.1	0.0
274/ 27400	Pembuatan kelengkapan pencahayaan elektrik	-3.0	-2.1	-5.0	-10.1	-1.3	4.0	6.7	-9.6	-0.9	0.3	-0.2
275/ 27500	Pembuatan perkakasan domestik	4.3	-2.9	-1.7	3.8	3.1	-1.5	-3.8	-0.8	5.1	0.5	-0.6
279/ 27900	Pembuatan kelengkapan elektrik lain	-1.0	-1.8	0.6	2.7	1.9	1.1	-1.6	1.7	0.7	0.6	-0.5
281 & 282	Pembuatan jentera kegunaan umum dan kegunaan khas	0.6	1.2	-2.2	1.5	0.7	2.9	-0.7	0.7	0.8	0.9	1.3
28120	Pembuatan alat-alat kuasa bendalir &	0.5	-2.1	2.3	21.8	1.7	-2.5	-1.2	1.0	4.9	0.3	0.7
28130	Pembuatan pam, pemampat, kepala paip dan injap lain											
28180	Pembuatan alatan tangan yang menggunakan kuasa dilengkapkan dengan motor elektrik atau bukan motor elektrik atau pneumatik	-0.2	0.2	-2.0	-3.2	0.7	0.6	-2.1	-1.2	3.6	0.5	1.6
28220	Pembuatan jentera pembentukan logam dan alatan mesin											
28192	Pembuatan mesin penyaman udara, termasuk untuk kenderaan bermotor	-2.8	-1.8	-4.2	0.7	7.7	-1.5	4.0	4.5	2.1	6.2	1.2
28290	Pembuatan lain-lain mesin bertujuan khas t.t.t.l. Industri lain	-0.2	-0.4	-4.6	1.9	3.4	-0.4	-5.9	0.2	2.3	1.6	1.3
		1.9	3.3	-2.0	1.2	-1.5	6.7	0.2	0.9	-1.6	0.1	1.3
291 (29101 & 29102)	Pembuatan kenderaan bermotor	0.6	-1.3	1.4	1.1	0.8	0.6	2.6	0.4	-3.2	0.2	0.9
292/ 29200	Pembuatan kerangka (coachwork) untuk kenderaan bermotor; pembuatan treler dan semi treler	-1.1	0.8	0.1	-1.0	2.6	3.5	2.5	3.6	3.2	0.2	3.7
293/ 29300	Pembuatan alat ganti dan aksesori untuk kenderaan bermotor	0.3	-0.5	0.0	1.1	1.6	0.7	-0.5	0.3	1.4	1.0	0.4
301 (30110 & 30120)	Pembinaan kapal dan bot	3.0	-7.3	5.1	-1.0	3.2	0.1	3.2	1.8	1.9	2.0	-0.3
302, 303, 304 & 309	Pembuatan lokomotif keretapi, rolling stock, kapal angkasa dan udara, jentera berkaitan, kenderaan tempur ketenteraan, dan kelengkapan pengangkutan t.t.t.l.	5.1	-4.7	0.9	0.4	4.6	-1.2	1.1	-1.8	1.9	3.4	0.8
30910	Pembuatan motosikal	5.7	-4.8	1.8	1.1	4.9	-3.2	2.1	-0.3	6.2	2.5	0.9
30920	Pembuatan basikal dan invalid carriages Industri lain	11.4	-12.7	-4.0	-0.5	6.4	3.7	0.4	-2.9	-6.5	6.8	-0.3
		3.1	-2.5	1.5	0.1	4.0	-0.8	0.5	-2.7	0.4	3.4	1.0
310	Pembuatan perabot	2.4	-4.6	7.5	-0.9	2.8	1.1	-1.0	-2.2	2.6	2.0	0.2
31001	Pembuatan perabot kayu dan rotan Industri lain	1.5	-5.5	9.9	0.0	3.3	1.6	-1.3	-2.8	2.4	2.5	-0.2
		5.0	-2.1	0.5	-3.6	1.0	-0.5	0.0	0.1	3.6	0.3	1.5
321 (32110 & 32120)	Pembuatan barang kemas, bijouterie dan artikel berkaitan	-3.5	-3.1	0.3	2.2	-1.2	-1.1	1.8	3.7	9.5	2.0	1.7
322, 325 & 329	Pembuatan instrumen muzik, peralatan dan bekalan perubatan dan pergigian dan pembuatan lain t.t.t.l.	5.3	-0.8	0.6	2.9	1.2	0.9	1.4	-0.01	-0.2	0.3	0.4
32901	Pembuatan alat tulis Industri lain	-1.4	-1.5	0.7	5.2	-3.1	0.2	2.2	-1.4	-2.1	-0.7	0.3
		7.6	-0.6	0.6	2.2	2.6	1.1	1.2	0.4	0.4	0.6	0.4
323/ 32300	Pembuatan barangan sukan	12.4	-3.3	-1.5	5.6	-2.0	-0.3	1.3	3.2	-5.1	0.9	-3.2
324/ 32400	Pembuatan permainan dan mainan	1.2	-3.8	2.2	1.1	1.8	2.1	7.9	-3.5	-3.8	0.0	3.1
331 & 332	Pembaikan pemasangan produk logam, jentera, kelengkapan dan pemasangan jentera perindustrian dan kelengkapan	2.8	-2.7	2.5	1.1	3.4	0.4	-2.7	1.1	3.0	2.6	-0.1
33150	Pembaikan dan penyelenggaraan kelengkapan pengangkutan kecuali motosikal dan basikal Industri lain	-2.1	-4.5	-0.6	-0.2	1.1	1.1	-1.7	4.0	5.7	2.4	-1.9
		3.9	-2.3	3.1	1.4	3.8	0.2	-2.9	0.5	2.5	2.6	0.2
Jumlah Pembuatan		1.6	-0.8	0.7	1.3	1.2	0.5	0.8	0.8	0.7	0.6	0.1

2022											2023			Group Description/Period	
Mac	Apr.	Mei	Jun	Jul.	Ogo.	Sep.	Okt.	Nov.	Dis.	Jan.	Feb.	Mac	Apr.		Mei
-0.5	3.8	-0.6	2.0	-1.3	2.8	-0.4	0.0	-4.3	1.3	3.5	-1.0	0.4	-1.5	0.4	Manufacture of optical instruments, photographic equipment, magnetic and optical media
-0.3	-2.2	-0.2	0.4	1.5	2.5	0.7	0.2	-0.4	0.4	0.5	-0.5	0.3	-2.2	-0.7	Manufacture of electric motors, generators, transformers and electricity distribution and control apparatus
-0.2	-2.9	0.5	-0.4	-0.3	0.3	1.3	-0.4	-1.4	0.5	2.3	-0.6	0.1	-2.9	-0.2	Manufacture of electric motors, generators and transformers
-0.4	-1.6	-0.8	1.0	2.8	4.2	0.3	0.6	0.3	0.3	-0.9	-0.4	0.4	-1.7	-1.1	Manufacture of electricity distribution and control apparatus
-0.3	-1.2	-3.3	2.6	-1.4	2.3	5.5	1.2	-3.6	0.6	0.02	-0.7	-0.1	-1.0	0.6	Manufacture of batteries and accumulators
0.6	0.4	1.1	0.1	-1.4	2.4	-1.1	0.3	1.7	-2.7	-0.5	2.0	-0.5	0.6	-3.6	Manufacture of wiring and wiring devices
5.9	1.0	1.7	0.4	3.4	1.7	1.0	-0.4	-9.1	-0.3	1.0	0.5	0.9	1.2	1.4	Manufacture of fibre optic cables
0.3	0.5	1.3	0.1	-1.7	2.6	-1.3	0.4	2.3	-1.1	-1.1	2.2	-0.8	0.4	-4.0	Manufacture of other electronic and electric wires and cables
1.2	-0.3	-1.6	0.5	-0.3	0.2	0.0	-1.1	0.9	-24.3	7.9	0.0	2.2	2.9	-0.3	Manufacture of current-carrying and non current-carrying wiring devices for electrical circuits regardless of material
-1.5	0.3	0.5	3.3	4.3	-0.3	2.6	-0.8	-9.5	0.7	-1.5	-2.2	2.9	-2.6	-0.8	Manufacture of electric lighting equipment
3.2	-1.4	-0.3	0.1	-1.8	1.0	-2.9	2.0	-3.7	0.9	0.4	0.2	4.5	-1.5	3.4	Manufacture of domestic appliances
1.8	-0.4	0.4	1.0	0.5	1.2	-3.2	0.5	1.2	-0.01	1.1	-0.3	-0.1	-1.2	-0.5	Manufacture of other electrical equipment
-1.5	1.3	0.1	1.5	-0.6	0.2	-0.2	0.5	0.05	0.1	0.7	1.1	-1.0	0.3	-0.6	Manufacture of general-purpose and special-purpose machinery
0.7	-1.0	-1.0	-0.5	0.2	-0.5	-0.9	0.6	0.6	-0.3	4.7	0.9	-0.7	-0.5	-0.2	Manufacture of fluid power equipment
-1.3	0.3	0.0	0.2	-1.9	0.0	-0.2	-0.3	-0.5	-0.4	0.5	1.7	1.3	0.2	-0.6	Manufacture of other pumps, compressors, taps and valves
0.2	-1.1	-0.1	-0.4	2.1	1.1	0.8	0.2	2.2	2.0	2.7	1.3	-1.9	-0.7	-2.6	Manufacture of power-driven hand tools with self-contained electric or non-electric motor or pneumatic drives
0.5	0.6	-0.7	-0.3	-0.1	-1.6	-4.3	0.5	-1.2	1.0	1.0	1.4	-0.2	1.3	0.5	Manufacture of metal-forming machinery and machine tools
-2.8	2.9	0.5	3.3	-0.8	0.5	0.5	1.0	0.03	-0.1	-0.3	0.8	-2.1	0.5	-0.4	Manufacture of air-conditioning machines, including for motor vehicles
-0.3	-1.4	-0.9	3.0	1.9	0.4	0.2	-0.1	0.1	0.4	-0.3	-2.3	-0.6	-0.2	1.4	Manufacture of motor vehicles
-1.3	2.1	-0.3	1.6	-0.6	1.1	2.0	0.1	-1.2	4.8	0.3	4.3	-1.4	0.2	0.1	Manufacture of bodies (coachwork) for motor vehicles; manufacture of trailers and semi-trailers
0.2	0.4	0.2	0.1	-0.3	-0.2	0.1	0.1	0.0	0.1	0.4	0.6	0.4	-0.2	0.3	Manufacture of parts and accessories for motor vehicles
1.4	-1.5	0.6	1.1	2.6	0.5	0.2	2.3	0.3	-0.8	3.0	0.2	-1.3	-1.2	1.6	Building of ships and boats
0.3	-0.7	-0.4	-0.1	-0.2	0.3	1.0	-1.2	-0.4	-0.2	1.5	-0.05	0.4	-1.2	-0.4	Manufacture of railway locomotives, rolling stock, air and spacecraft, related machinery, military fighting vehicles and transport equipment n.e.c
1.5	-2.3	-1.5	0.5	-1.3	1.0	2.4	-0.5	0.2	0.0	2.8	1.0	2.3	-2.8	-2.6	Manufacture of motorcycles
-0.1	0.9	1.7	1.1	0.2	-1.7	1.9	-0.1	-0.8	-1.9	-3.3	-2.1	-1.2	-0.4	-2.5	Manufacture of bicycles and invalid carriages
-0.5	0.2	-0.1	-0.9	0.5	0.3	-0.4	-1.9	-0.8	-0.01	1.6	-0.4	-0.76	-0.1	1.93	Other industry
0.5	1.5	-0.7	0.3	-1.9	0.2	0.6	-0.3	-1.5	-0.3	2.2	0.04	0.4	1.4	0.3	Manufacture of furniture
0.9	1.9	-0.6	0.3	-2.3	0.5	0.4	-0.5	-1.3	-1.1	1.9	-0.2	0.6	2.0	0.2	Manufacture of wooden and cane furniture
-0.8	0.3	-0.9	0.1	-0.5	-0.8	1.3	0.2	-2.5	2.3	3.3	0.7	-0.4	-0.4	0.6	Other industry
-4.8	1.4	-0.1	-2.3	1.4	-0.4	0.9	1.1	2.5	0.1	7.3	2.2	-0.1	-1.5	0.5	Manufacture of jewellery, bijouterie and related articles
0.5	0.2	0.4	0.3	1.5	0.1	-0.2	-0.4	0.0	0.4	-0.3	-0.2	0.3	-1.1	0.7	Manufacture of musical instruments, medical and dental instruments and supplies and other manufacturing n.e.c.
-2.7	0.7	0.3	-0.8	1.9	0.1	0.1	-0.1	-2.2	0.9	0.4	-2.2	-0.3	-0.1	0.3	Manufacture of stationery
1.5	0.0	0.4	0.6	1.4	0.1	-0.3	-0.5	0.7	0.3	-0.5	0.4	0.5	-1.4	0.8	Other industry
0.3	0.4	0.6	-1.3	0.4	0.8	0.1	1.7	-1.3	2.8	-2.8	-3.8	1.5	-0.4	0.2	Manufacture of sports goods
-1.4	-2.1	1.9	2.3	5.5	0.4	1.9	-0.1	-1.1	-2.2	-2.3	-0.1	-1.5	-0.6	0.4	Manufacture of games and toys
0.9	0.5	0.6	-0.8	-0.4	-1.3	-1.0	1.2	-0.4	0.3	2.7	0.04	0.2	0.2	0.8	Repair of fabricated metal products, machinery and equipment and installation of industrial machinery and equipment
0.6	0.9	-0.2	0.4	-1.5	-0.6	0.4	0.0	1.6	2.4	7.7	-0.2	-1.7	2.1	-2.0	Repair and maintenance of transport equipment except motorcycles and bicycles
1.0	0.5	0.7	-1.0	-0.2	-1.4	-1.2	1.4	-0.8	-0.1	1.7	0.1	0.6	-0.1	1.3	Other industry
0.5	0.2	0.2	0.1	0.1	0.4	0.3	0.2	0.3	0.3	0.3	0.3	0.1	-0.1	0.3	Total Manufacturing

Jadual **1.6a** : Gaji dan Upah yang Dibayar Sektor Pembuatan Mengikut Kumpulan
 Table : *Salaries and Wages Paid of Manufacturing Sector by Group*

Kod Kumpulan Group code	Keterangan Kumpulan/Tempoh			2021				2022				2023	2022	2023
		2021	2022	Q1	Q2	Q3	Q4	Q1	Q2	Q3	Q4	Q1	(Jan. - Mei)	(Jan. - Mei)
101	Pemprosesan dan pengawetan daging	355	361	88	89	87	92	88	87	87	99	103	146	173
102	Pemprosesan dan pengawetan ikan, krustasea dan moluska	457	449	117	115	113	112	111	110	111	116	118	184	196
	10201 Pengetinan ikan, krustasea dan moluska													
	10202 Pemprosesan dan pengawetan ikan, krustasea dan moluska	369	358	95	94	90	90	89	88	88	94	96	147	159
	Industri lain	87	91	22	21	22	22	22	22	24	22	22	37	36
103	Pemprosesan dan pengawetan buah-buahan dan sayur - sayuran	174	190	45	45	43	42	46	47	48	48	55	78	94
	10303 Pengetinan nanas													
	10304 Pembuatan jem, marmalad dan sajian jeli	15	11	5	5	3	2	2	3	3	3	4	4	7
	Industri lain	160	179	40	40	40	40	44	45	45	45	51	73	87
104	Pembuatan minyak dan lemak daripada sayuran dan haiwan	2,773	2,958	681	691	685	716	721	727	736	774	782	1,202	1,306
	10404 Pembuatan minyak sayuran mentah dan bertapis													
	10406 Pembuatan sebatian lemak masakan	204	218	51	51	51	51	52	55	56	55	55	88	92
	10405 Pembuatan minyak kelapa	96	93	28	26	21	21	24	25	23	22	26	40	45
	Industri lain	2,473	2,646	603	613	613	644	645	648	657	697	701	1,074	1,169
105	Pembuatan produk tenusu	804	875	198	204	200	202	221	227	217	211	225	375	378
	10502 Pembuatan susu pekat, tepung dan sejat	704	775	173	178	176	177	195	200	193	187	199	331	336
	Industri lain	99	100	25	26	24	24	26	27	23	24	25	44	43
106	Pembuatan produk bijian, kanji dan produk berkanji	366	370	93	91	91	92	93	92	92	91	96	155	160
	10611 Pengilangan beras	176	179	44	43	44	45	45	44	45	44	48	75	79
	10613 Pengilangan tepung	165	166	42	41	41	41	42	42	42	41	41	70	70
	Industri lain	25	25	6	6	6	6	6	6	6	6	7	11	11
107	Pembuatan produk makanan lain	3,799	4,170	932	939	944	985	1,011	1,028	1,043	1,088	1,094	1,690	1,814
	10711 Pembuatan biskut dan cookies	320	375	76	75	81	88	89	93	95	97	101	151	169
	10712 Pembuatan roti, kek dan produk bakeri lain	933	932	228	233	235	238	219	229	238	247	239	370	401
	10713 Pembuatan produk snek	204	232	50	52	51	52	55	58	59	60	62	92	101
	10721 Pembuatan gula	76	81	19	18	19	20	22	21	20	18	17	36	29
	10731 Pembuatan produk koko	82	93	19	21	20	22	24	23	22	23	23	40	40
	10732 Pembuatan coklat dan produk coklat													
	10733 Pembuatan konfeksi gula	347	401	86	87	85	88	99	99	99	104	101	164	162
	10793 Pembuatan sos dan bahan perasa	363	369	87	85	91	100	92	91	90	96	100	152	168
	10799 Pembuatan produk makanan lain t.t.t.l.	381	481	92	95	93	100	114	116	120	132	135	190	223
	Industri lain	1,094	1,206	274	271	270	278	297	299	299	311	316	495	520
108/ 10800	Pembuatan makanan haiwan tersedia	1,045	1,061	257	256	260	272	262	260	261	278	281	435	465
110	Pembuatan minuman ringan	508	532	131	121	120	136	132	128	128	143	141	218	235
	11041 Pembuatan minuman ringan	342	373	86	81	81	94	90	89	90	104	101	150	168
	11042 Pengeluaran air mineral semulajadi dan minuman lain yang dibotolkan	128	127	33	32	30	32	34	31	30	31	32	55	52
	Industri lain	38	32	12	9	8	9	8	8	8	8	9	14	14
120/ 12000	Pembuatan produk tembakau	62	63	17	14	14	17	17	14	14	18	18	27	28
131	Pemintalan, penenunan dan penyiapan tekstil	328	353	82	81	79	87	87	86	88	92	84	145	140
	13110 Penyediaan dan pemintalan gentian tekstil													
	13120 Penenunan tekstil	222	238	56	55	53	57	59	58	59	62	56	97	95
	13132 Pewarnaan, pelunturan, percetakan dan penyiapan akhir benang dan fabrik	98	107	24	23	24	27	26	27	27	27	25	44	41
	Industri lain	8	9	2	2	2	2	2	2	2	2	2	4	4
139	Pembuatan tekstil lain	329	319	81	81	82	84	79	78	80	83	88	131	149
	13910 Pembuatan fabrik dikait dan dikrusye	111	97	26	27	28	30	25	23	23	25	24	41	41
	Industri lain	218	222	55	54	54	55	54	55	57	57	65	90	108
141	Pembuatan pakaian, kecuali pakaian berbulu	838	887	217	200	198	223	225	212	213	238	238	369	394
	14102 Pembuatan pakaian	580	598	147	136	141	155	151	141	143	164	162	247	267
	Industri lain	258	289	70	64	57	67	74	71	70	74	76	123	127
142 & 143	Pembuatan artikel daripada kulit bulu dan pakaian yang dikait dan dikrusye	25	25	7	6	6	6	6	7	6	6	6	11	10
151 (15110 & 15120)	Penyamakan dan pembersihan kulit, pembuatan bagasi, beg tangan, pelana dan abah-abah pembersihan dan pewarnaan bulu	121	123	31	30	29	32	31	30	30	32	32	51	54
152	Pembuatan kasut	186	201	48	45	43	50	51	50	48	51	54	85	90
	15201 Pembuatan kasut kulit													
	15203 Pembuatan kasut getah	133	145	34	32	31	36	37	36	35	37	39	61	64
	Industri lain	54	56	14	13	13	14	15	14	13	14	15	24	26
161/ 16100	Pengilangan dan pengetaman kayu	547	520	139	130	136	143	137	129	127	128	134	223	219

2022												2023					Group Description/Period
Jan.	Feb.	Mar.	Apr.	Mei	Jun	Jul.	Ogo.	Sep.	Okt.	Nov.	Dis.	Jan.	Feb.	Mar.	Apr.	Mei	
31	29	28	29	29	29	29	29	30	30	33	37	36	34	33	35	35	Processing and preserving of meat
38	36	36	37	37	37	37	37	37	39	39	39	40	39	39	38	40	Processing and preserving of fish, crustaceans and molluscs
30	29	29	29	29	29	29	29	29	31	31	32	32	32	32	31	32	<i>Canning of fish, crustaceans and molluscs</i>
8	7	7	7	8	7	8	8	8	8	7	7	7	7	7	7	7	<i>Processing, curing and preserving of fish, crustacean and molluscs</i>
15	15	15	16	16	16	16	16	16	16	16	16	18	18	19	19	20	Processing and preserving of fruits and vegetable
1	1	1	1	1	1	1	1	1	1	1	1	1	1	1	1	1	<i>Pineapple canning</i>
15	14	15	15	15	15	15	15	15	15	15	15	17	17	17	18	18	<i>Manufacture of jams, marmalades and table jellies</i>
241	240	240	239	242	246	250	239	246	249	246	280	264	261	258	262	262	Manufacture of vegetable and animal oils and fats
17	17	18	18	18	19	19	19	18	18	18	18	19	18	18	19	18	<i>Manufacture of crude and refined vegetable oil</i>
8	8	8	8	8	8	8	8	8	7	7	7	9	9	9	9	9	<i>Manufacture of compound cooking fats</i>
215	215	215	214	215	219	223	213	220	223	220	254	237	230	230	234	235	<i>Manufacture of coconut oil</i>
73	74	74	77	77	73	72	73	72	69	71	73	77	75	77	77	77	Manufacture of dairy products
64	66	65	68	69	64	64	65	64	61	63	62	64	69	66	69	68	<i>Manufacture of condensed, powdered and evaporated milk</i>
9	8	9	9	9	9	8	8	8	8	8	8	9	8	9	8	9	<i>Other industry</i>
32	31	31	32	30	30	31	32	30	30	30	31	32	32	32	33	32	Manufacture of grain mill products, starches and starch products
16	15	15	15	15	15	15	15	15	15	15	15	16	16	16	16	16	<i>Rice milling</i>
14	14	14	14	14	14	14	15	13	13	13	14	14	14	14	15	14	<i>Flour milling</i>
2	2	2	2	2	2	2	2	2	2	2	2	2	2	2	2	2	<i>Other industry</i>
335	330	345	338	341	349	343	346	354	353	360	375	372	361	361	357	363	Manufacture of other food products
30	29	30	30	31	32	31	32	32	32	33	33	34	33	33	34	35	<i>Manufacture of biscuits and cookies</i>
73	72	73	74	77	77	76	77	85	82	83	82	82	79	77	80	82	<i>Manufacture of bread, cakes and other bakery products</i>
19	17	18	18	19	20	20	20	20	20	20	21	20	21	21	20	19	<i>Manufacture of snack products</i>
7	7	8	7	7	7	7	7	7	7	6	5	6	6	5	5	6	<i>Manufacture of sugar</i>
8	8	8	9	7	7	7	7	8	8	8	8	7	8	8	9	8	<i>Manufacture of cocoa products</i>
31	32	36	32	33	34	33	33	32	33	33	38	34	33	34	31	31	<i>Manufacture of chocolate and chocolate products</i>
30	30	32	30	30	32	30	30	30	30	30	35	32	31	37	35	33	<i>Manufacture of sugar confectionery</i>
37	38	39	38	38	39	39	39	41	42	45	45	48	44	43	43	45	<i>Manufacture of sauces and condiments</i>
99	97	101	99	99	101	100	100	99	100	103	109	107	106	103	101	103	<i>Manufacture of other food products n.e.c.</i>
87	87	87	86	87	87	88	87	86	86	86	105	90	98	93	90	94	Manufacture of prepared animal feeds
44	45	43	44	42	42	41	42	45	45	47	52	48	47	47	47	46	Manufacture of beverages
30	31	29	30	30	29	29	29	32	32	34	38	34	33	33	34	33	<i>Manufacture of soft drinks</i>
11	11	11	11	10	10	10	10	10	10	10	11	11	10	11	11	10	<i>Production of natural mineral waters and other bottled waters</i>
3	3	3	3	2	3	3	3	3	3	3	3	3	3	3	3	3	<i>Other industry</i>
5	6	6	5	5	5	5	5	5	5	5	7	6	6	6	5	5	Manufacture of tobacco products
29	29	29	28	29	29	29	29	30	30	30	31	29	27	28	28	29	Spinning, weaving and finishing of textiles
20	20	20	19	19	19	19	19	20	20	21	21	20	18	19	19	20	<i>Preparation and spinning of textile fibres</i>
9	9	9	9	9	9	9	9	9	9	9	10	9	9	8	8	8	<i>Weaving of textiles</i>
1	1	1	1	1	1	1	1	1	1	1	1	1	1	1	1	1	<i>Dyeing, bleaching, printing and finishing of yarns and fabrics</i>
27	26	26	26	26	26	27	27	27	27	28	28	30	29	30	30	31	Manufacture of other textiles
9	9	8	8	8	8	8	8	8	8	9	9	8	8	8	8	9	<i>Manufacture of knitted and crocheted fabrics</i>
18	17	18	18	18	18	19	19	19	19	19	19	22	21	22	22	22	<i>Other industry</i>
79	73	73	72	72	67	70	70	72	72	79	87	83	77	78	78	77	Manufacture of wearing apparel, except fur apparel
53	49	49	48	48	45	47	47	49	49	53	62	58	52	52	53	52	<i>Manufacture of clothings</i>
25	25	24	24	24	22	23	23	24	23	25	26	26	25	26	25	25	<i>Other industry</i>
2	2	2	2	2	2	2	2	2	2	2	2	2	2	2	2	2	Manufacture of articles of fur, knitted and crocheted apparel
11	10	10	10	10	10	9	10	11	11	11	11	11	11	11	11	11	<i>Tanning and dressing of leather; manufacture of luggage, handbags, saddlery and harness; dressing and dyeing of fur</i>
17	17	17	17	17	16	15	16	17	17	17	18	18	18	18	18	18	Manufacture of footwear
12	12	12	12	12	12	11	12	12	12	12	13	13	13	13	12	13	<i>Manufacture of leather footwear</i>
5	5	5	5	5	4	4	4	5	5	5	5	5	5	5	5	5	<i>Manufacture of rubber footwear</i>
46	47	44	44	43	43	42	42	43	43	42	43	44	45	44	43	42	<i>Other industry</i>
46	47	44	44	43	43	42	42	43	43	42	43	44	45	44	43	42	Sawmilling and planning of wood

Jadual **1.6a** : Gaji dan Upah yang Dibayar Sektor Pembuatan Mengikut Kumpulan
 Table : *Salaries and Wages Paid of Manufacturing Sector by Group*

Kod Kumpulan Group code	Keterangan Kumpulan/Tempoh			2021				2022				2023	2022	2023
		2021	2022	Q1	Q2	Q3	Q4	Q1	Q2	Q3	Q4	Q1	(Jan. - Mei)	(Jan. - Mei)
162	Pembuatan produk daripada kayu, gabus, jerami dan bahan jalinan	1,913	2,064	466	456	480	511	514	504	516	530	544	851	903
16211	Pembuatan kepingan venier dan papan lapis	934	1,008	221	214	238	260	248	239	255	265	255	408	424
16212	Pembuatan papan partikel dan papan gentian	251	299	59	61	62	70	76	74	74	82	127	135	
16221	Pertukangan kayu untuk jurubina	407	428	103	102	101	100	107	106	106	109	122	178	203
	Industri lain	321	329	83	79	79	81	83	83	80	83	85	139	141
170	Pembuatan kertas dan produk kertas	2,018	2,100	505	502	495	517	524	516	520	541	548	867	897
17010	Pembuatan pulpa, kertas dan kertas tebal	271	304	64	65	67	75	74	76	77	77	67	124	105
17020	Pembuatan kertas gelugur dan kertas tebal dan bekas daripada kertas dan kertas tebal	805	836	200	205	196	203	200	205	211	220	226	336	375
17091	Pembuatan sampul surat dan kad surat	59	54	14	15	15	15	13	13	13	14	13	22	22
17092	Pembuatan kertas kegunaan rumah dan pembersih peribadi	345	374	86	88	85	87	98	93	90	94	108	160	173
17093	Pembuatan kertas bergam atau pelekat yang berjalur atau bergulung dan label dan kertas dinding	308	270	83	72	75	78	73	65	64	68	63	117	104
	Industri lain	230	263	57	58	56	59	65	64	64	69	70	108	117
181 & 182	Percetakan, aktiviti perkhidmatan berkaitan percetakan dan penerbitan semula media rakaman	2,153	2,242	559	549	507	538	567	559	542	575	594	939	994
18110	Percetakan	1,807	1,892	466	463	426	452	474	475	458	486	498	790	838
18120	Aktiviti perkhidmatan berkaitan percetakan &													
18200	Penerbitan semula media rakaman	346	350	94	86	81	86	93	84	84	88	96	149	156
192 (19201 & 19202)	Pembuatan produk petroleum bertapis	2,326	2,363	617	522	565	621	629	532	577	625	677	975	1,051
201	Pembuatan kimia asas, baja dan sebatian nitrogen, plastik dan getah sintetik dalam bentuk primer	3,062	3,205	763	746	787	765	799	787	807	812	863	1,317	1,398
20111	Pembuatan gas perindustrian atau perubatan bukan organik dalam bentuk cecair atau mampat	226	296	55	55	57	59	73	73	76	74	90	121	144
20112 & 20113	Pembuatan kimia organik asas & Pembuatan sebatian bukan organik	1,560	1,670	383	374	410	392	413	403	427	426	451	676	722
20121 & 20129	Pembuatan baja & Pembuatan produk campuran nitrogen	343	310	91	86	87	78	82	76	75	77	76	132	126
20131	Pembuatan plastik dalam bentuk primer	831	811	208	204	208	211	203	206	199	204	216	340	357
	Industri lain	102	118	26	26	25	25	28	29	30	30	31	48	49
202 & 203	Pembuatan produk kimia lain dan serat buatan manusia	2,616	2,626	699	642	611	663	686	635	638	667	688	1,112	1,127
20210	Pembuatan racun perosak dan produk agrokimia lain	240	258	63	61	59	57	67	66	61	64	71	113	125
20221	Pembuatan cat, varnis dan penyadur dan mastik	340	361	91	81	82	86	98	85	85	93	106	155	173
20222	Pembuatan dakwat cetak	279	236	79	69	64	66	63	58	57	58	54	102	90
20231 & 20232	Pembuatan sabun dan bahan pencuci, penyediaan membersihkan dan mengilat & Pembuatan pewangi dan penyediaan dandanan diri	902	844	255	221	208	218	230	198	202	215	236	362	383
20291 & 20292 & 20299	Pembuatan plat fotografi, filem, sensitized paper dan other sensitized unexposed materials & Pembuatan dakwat menulis dan melukis & Pembuatan produk kimia lain t.t.t.l.	821	891	203	201	189	228	219	219	224	229	210	365	341
	Industri lain	34	37	9	9	8	8	9	9	9	9	9	15	15
210	Pembuatan produk farmaseutikal, kimia perubatan dan botani	717	789	165	180	183	189	180	196	202	211	188	311	321
21001	Pembuatan bahan aktif ubat-ubatan untuk digunakan oleh bidang farmakologi dalam pembuatan ubat-ubatan	574	629	133	145	144	152	143	156	160	171	149	248	253
	Industri lain	143	159	32	35	39	36	37	40	43	40	39	63	68
221	Pembuatan produk getah	4,095	4,094	919	1,060	1,112	1,003	938	1,063	1,089	1,003	943	1,616	1,596
22111	Pembuatan tayar getah untuk kenderaan	353	382	80	94	93	87	81	97	104	99	115	144	195
22112	Pembuatan bunga tayar yang boleh ditukar ganti dan tayar celup	88	103	21	23	22	23	23	26	27	27	29	40	50
22191 & 22193	Pembuatan produk lain daripada getah asli atau sintetik, tidak divulkan, divulkan atau dikeraskan & Pengilangan semula getah dan prosesan susu getah	682	737	166	174	177	165	172	185	196	184	182	294	311
22192	Pembuatan sarung tangan getah	2,238	2,160	444	588	654	551	484	576	584	516	444	841	754
22199	Pembuatan produk getah lain yang t.t.t.l.	732	712	208	181	167	177	179	178	178	177	173	297	285
222	Pembuatan produk plastik	7,528	7,892	1,853	1,970	1,846	1,860	1,847	2,013	2,013	2,019	1,996	3,196	3,385
22201 & 22202	Pembuatan produk plastik separa siap & Pembuatan produk plastik siap	2,636	2,724	644	693	646	652	624	691	688	720	712	1,093	1,189
22203	Pembuatan artikel plastik untuk pembungkusan barangan	1,591	1,847	373	425	395	398	402	471	472	502	550	718	956
22204	Pembuatan barangan plastik jurubina	96	101	25	26	22	23	25	26	25	26	29	42	50
22205	Pembuatan pinggan mangkuk, peralatan dapur dan barangan tandas daripada plastik	570	598	141	143	141	144	148	151	153	146	145	248	244
22209	Pembuatan pelbagai produk plastik t.t.t.l.	2,635	2,622	669	683	641	642	649	674	674	624	560	1,095	946
231 (23101 & 23102 & 23109)	Pembuatan kaca dan produk kaca	747	890	174	185	182	206	210	215	224	241	230	353	382

																		(RM Juta/Million)																	
2022												2023						Group Description/Period																	
Jan.	Feb.	Mac	Apr.	Mei	Jun	Jul.	Ogo.	Sep.	Okt.	Nov.	Dis.	Jan.	Feb.	Mac	Apr.	Mei																			
174	170	169	168	170	167	171	172	173	174	175	181	181	182	180	179	180	180	Manufacture of products of wood, cork, straw and plaiting materials																	
84	82	81	79	81	79	83	86	87	87	89	90	84	86	85	83	85	85	Manufacture of veneer sheets and plywood																	
25	25	25	26	25	25	25	25	24	24	24	25	28	27	27	27	26	26	Manufacture of particle board and fibreboard																	
36	36	35	36	36	35	36	35	35	36	34	38	41	41	40	41	40	40	Manufacture of builders' carpentry																	
29	27	27	28	28	27	27	27	27	27	28	27	28	28	29	28	28	28	Other industry																	
173	177	174	172	171	173	171	173	176	177	178	187	180	186	182	175	174	174	Manufacture of paper and paper products																	
25	25	25	24	25	26	26	26	25	26	26	25	21	24	22	20	18	18	Manufacture of pulp, paper and paperboard																	
69	65	65	68	68	69	68	71	72	72	73	75	76	75	75	74	76	76	Manufacture of corrugated paper and paperboard and of containers of paper and paperboard																	
5	4	4	4	4	4	4	4	5	5	4	5	4	4	4	4	4	4	Manufacture of envelopes and letter-card																	
28	36	34	33	30	30	30	29	30	30	29	34	33	38	37	32	32	32	Manufacture of household and personal hygiene paper																	
24	25	24	22	21	22	21	21	22	23	23	23	21	21	21	21	21	21	Manufacture of gummed or adhesive paper in strips or rolls and labels and wall paper																	
22	21	21	21	22	21	22	22	21	21	22	26	24	23	23	24	24	24	Other industry																	
194	185	188	184	188	187	182	182	177	183	190	202	204	193	197	197	203	Printing, service activities related to printing and reproduction of recorded media																		
162	154	158	156	159	159	154	154	150	155	160	171	170	162	166	168	172	172	Printing																	
32	31	30	28	28	28	28	28	27	28	30	31	33	31	31	29	31	31	Service activities related to printing																	
																		Reproduction of recorded media																	
199	198	231	173	173	186	185	187	206	204	195	226	216	212	249	188	187	Manufacture of refined petroleum products																		
259	263	277	262	256	269	273	268	266	267	265	279	282	279	302	280	255	Manufacture of basic chemicals, fertilizer and nitrogen compounds, plastics and synthetic rubber in primary forms																		
24	24	24	24	23	25	25	26	25	26	24	24	26	31	33	27	27	27	Manufacture of liquefied or compressed inorganic industrial or medical gases																	
136	137	140	133	130	141	144	142	141	142	137	147	150	146	155	146	125	125	Manufacture of basic organic chemicals																	
																		Manufacture of inorganic compounds																	
																		Manufacture of fertilizers																	
25	27	30	25	25	25	26	25	25	25	25	28	26	24	26	25	25	25	Manufacture of associated nitrogen products																	
65	65	72	70	68	68	68	66	65	65	69	70	69	69	78	72	69	69	Manufacture of plastics in primary forms																	
9	10	10	10	10	10	10	10	10	10	10	10	11	10	10	10	8	8	Other industry																	
229	226	231	217	210	209	216	213	210	210	211	246	227	232	229	222	217	Manufacture of other chemical products and man-made fibres																		
22	20	25	24	21	21	21	19	21	21	21	21	22	22	27	27	27	27	Manufacture of pesticides and other agrochemical products																	
35	31	32	30	27	28	29	28	28	29	29	35	34	38	33	34	33	33	Manufacture of paints, varnishes and similar coatings ink and mastics																	
21	21	21	20	19	19	19	19	19	19	19	20	18	18	18	18	18	18	Manufacture of printing ink																	
72	79	79	67	65	66	66	68	67	66	67	83	74	83	79	75	72	72	Manufacture of soap and detergents, cleaning and polishing preparations																	
																		Manufacture of perfumes and toilet preparations																	
																		Manufacture of photographic plates, films, sensitized paper and other sensitized unexposed materials																	
75	72	72	72	74	73	78	75	71	72	72	85	75	68	68	66	64	64	Manufacture of writing and drawing ink																	
																		Manufacture of other chemical products n.e.c.																	
3	3	3	3	3	3	3	3	3	3	3	3	3	3	3	3	3	3	Other industry																	
61	60	60	67	64	65	66	68	68	69	66	76	65	61	62	68	64	Manufacture of pharmaceuticals, medicinal chemical and botanical products																		
49	47	47	54	51	51	52	54	54	56	52	62	52	48	49	54	50	50	Manufacture of medicinal active substances to be used for their pharmacological properties in the manufacture of medicaments																	
12	13	12	14	13	13	14	14	14	13	14	13	13	13	13	14	15	15	Other industry																	
320	308	310	324	353	385	369	368	352	338	338	327	309	315	319	321	331	Manufacture of rubber products																		
28	24	29	29	34	34	34	36	34	33	34	33	40	39	36	40	40	40	Manufacture of rubber tyres for vehicles																	
8	7	9	9	9	9	9	9	9	9	9	9	9	9	11	10	11	11	Manufacture of interchangeable tyre treads and retreading rubber tyres																	
56	56	59	61	61	63	64	65	66	61	61	63	59	59	64	65	64	64	Manufacture of other products of natural or synthetic rubber, unvulcanized, vulcanized or hardened																	
168	160	156	165	192	219	204	197	183	176	177	163	143	153	148	149	161	161	Rubber remilling and latex processing																	
61	60	58	61	57	60	59	61	59	59	58	60	57	56	60	57	55	55	Manufacture of rubber gloves																	
																		Manufacture of other rubber products n.e.c.																	
607	600	641	665	684	664	661	677	674	670	658	692	672	652	671	696	693	Manufacture of plastics products																		
203	205	216	227	242	222	224	235	230	233	233	254	244	246	222	239	238	238	Manufacture of semi-manufactures of plastic products																	
																		Manufacture of finished plastic products																	
131	121	150	156	160	155	156	159	156	166	165	172	179	166	205	202	204	204	Manufacture of plastic articles for the packing of goods																	
8	8	8	9	9	8	8	8	8	9	8	9	9	9	10	10	11	11	Manufacture of builders' plastics ware																	
48	49	51	51	50	50	50	51	52	50	47	49	48	48	49	49	49	49	Manufacture of plastic tableware, kitchenware and toilet articles																	
216	217	216	223	223	228	223	223	228	212	204	209	192	183	185	195	191	191	Manufacture of diverse plastic products n.e.c.																	
72	68	69	69	74	71	73	73	79	78	79	84	81	75	74	75	77	Manufacture of glass and glass products																		

Jadual Table **1.6a** : Gaji dan Upah yang Dibayar Sektor Pembuatan Mengikut Kumpulan
 : *Salaries and Wages Paid of Manufacturing Sector by Group*

Kod Kumpulan Group code	Keterangan Kumpulan/Tempoh			2021				2022				2023	2022	2023
		2021	2022	Q1	Q2	Q3	Q4	Q1	Q2	Q3	Q4	Q1	(Jan. - Mei)	(Jan. - Mei)
239	Pembuatan pengeluaran galian bukan logam t.t.t.l.	3,592	3,717	904	903	873	911	913	931	927	946	914	1,532	1,532
23911	Pembuatan mortar refraktori dan konkrit &	365	311	94	93	92	85	74	78	79	81	75	126	127
23921	Pembuatan seramik bukan refraktori													
23930	Pembuatan produk porselin dan seramik lain	159	170	42	39	38	40	44	43	42	41	37	72	60
23941	Pembuatan simen hidraulik	287	278	72	76	68	71	69	70	68	71	73	116	123
23951	Pembuatan konkrit dan mortar siap bancuh dan bancuhan kering	686	738	170	171	168	176	181	185	187	185	175	305	290
23952	Pembuatan konkrit pratuangan, simen atau artikel batu buatan yang digunakan dalam pembinaan;													
23953	& Pembuatan komponen struktur pasang siap untuk bangunan atau kejuruteraan awam dari simen, batu atau konkrit buatan	1,253	1,279	318	313	306	316	316	319	320	324	319	527	537
23959	& Pembuatan artikel konkrit, simen dan plaster lain t.t.t.l.													
23990	Pembuatan produk mineral bukan logam lain t.t.t.l. Industri lain	484	539	121	115	115	132	133	132	131	142	141	220	234
		359	402	87	95	86	91	96	104	100	103	95	167	161
241 (24101 & 24102 & 24103 & 24104 & 24109)	Pembuatan besi dan keluli asas	2,210	2,368	581	531	516	582	621	592	558	597	631	1,020	1,033
242 (24201 & 24202 & 24209)	Pembuatan logam asas berharga dan logam bukan ferus lain	1,423	1,396	356	354	343	371	365	336	336	358	394	590	637
243	Pengacuan logam	415	416	107	101	100	106	107	101	102	106	103	175	169
251 & 252	Pembuatan produk struktur logam, tangki, takungan, penjana wap, senjata dan peluru	1,632	1,643	426	396	395	415	414	403	403	423	431	684	716
25113	Pembuatan pintu, tingkap dan bingkai, penutup tingkap dan pintu pagar daripada logam &	880	841	240	216	207	217	214	205	203	218	226	354	376
25119	Pembuatan produk struktur logam lain													
25120	Pembuatan tangki, takungan dan kontena daripada logam Industri lain	557	609	132	130	143	152	152	149	153	155	154	251	256
		195	193	54	50	45	47	48	48	47	50	51	80	84
259	Pembuatan lain-lain produk yang direka daripada logam; aktiviti perkhidmatan kerja logam	3,841	3,982	977	923	925	1,016	1,021	976	970	1,016	1,063	1,672	1,744
25910	Tempaan, tekanan, hentakan dan bentuk gelekkan logam; serbuk metalurgi	768	754	194	189	187	197	194	188	183	189	185	322	305
25920	Rawatan dan penyalutan logam; menggunakan mesin	502	509	131	127	116	128	132	130	121	126	128	218	211
25991	Pembuatan tin untuk produk makanan dan minuman, tiub dan kotak boleh dilipat	419	476	106	95	100	119	112	109	119	136	134	184	219
25992	& Pembuatan kabel, plaited bands (jalur/pita berpintal) dan artikel seumpamanya daripada logam													
25993	Pembuatan bolt, skru, nat dan produk uliran seumpamanya	893	1,020	217	198	218	260	264	243	250	263	277	424	458
25994	Pembuatan barangan rumah daripada logam	70	65	19	19	16	16	16	17	17	16	16	27	26
25999	Pembuatan produk lain yang direka daripada logam t.t.t.l. Industri lain	927	973	240	231	224	232	247	244	240	243	272	410	439
		261	185	70	64	63	65	56	45	41	43	50	87	84
261	Pembuatan komponen dan papan elektronik	11,848	12,261	3,043	2,944	2,803	3,058	3,183	3,024	2,923	3,130	3,230	5,206	5,322
26101	Pembuatan diod, transistor dan alatan semikonduktor yang seumpamanya &	7,743	7,883	1,939	1,944	1,866	1,994	2,026	1,972	1,891	1,993	2,051	3,332	3,385
26102	Pembuatan litar elektronik bersepadu dengan pemasangan mikro													
26103	& Pembuatan kapasitor dan perintang elektrik &													
26104	Pembuatan papan litar bercetak &	3,638	3,901	976	883	829	951	1,033	930	918	1,020	1,056	1,666	1,733
26105	Pembuatan komponen paparan													
26109	Pembuatan komponen lain untuk aplikasi elektronik	466	477	128	117	108	113	124	122	114	117	123	208	205
262 (26201 & 26202)	Pembuatan komputer dan kelengkapan peranti	2,839	3,001	720	671	695	753	741	739	733	788	748	1,233	1,258
263/ 26300	Pembuatan peralatan komunikasi	665	789	152	171	159	182	194	196	187	211	211	328	342
264/ 26400	Pembuatan peralatan elektronik pengguna	1,140	1,341	281	272	275	312	329	327	343	342	329	545	534
265	Pembuatan kelengkapan mengukur, menguji, memandu arah dan kawalan; jam tangan dan jam	1,693	2,450	409	401	413	470	521	583	634	712	629	893	1,113
26511	Pembuatan kelengkapan mengukur, menguji, memandu arah dan kawalan &													
26512	Pembuatan kelengkapan kawalan proses perindustrian	1,535	2,275	371	362	375	427	477	542	591	666	582	821	1,037
26520	Pembuatan jam tangan dan jam dan bahagiannya	157	175	38	39	38	43	44	41	44	46	47	72	77
266/ 26600	Pembuatan peralatan penyinaran, perubatan elektro dan elektroterapeutik	705	736	162	187	185	170	179	186	184	187	192	302	323

2022												2023					Group Description/Period
Jan.	Feb.	Mac	Apr.	Mei	Jun	Jul.	Ogo.	Sep.	Okt.	Nov.	Dis.	Jan.	Feb.	Mac	Apr.	Mei	
305	298	309	309	311	311	310	306	311	313	313	321	312	298	305	304	314	Manufacture of non-metallic mineral products n.e.c.
24	24	26	25	27	26	27	26	26	26	26	28	25	24	26	26	27	Manufacture of refractory mortars and concretes
14	15	14	14	15	15	14	14	14	14	14	14	15	11	11	11	12	Manufacture of non-refractory ceramic
25	22	22	23	24	23	23	22	23	23	23	25	26	24	24	24	26	Manufacture of other porcelain and ceramic products
60	58	63	63	61	62	62	63	62	63	59	62	59	58	58	57	58	Manufacture of hydraulic cement
																	Manufacture of ready-mix and dry-mix concrete and mortars
																	Manufacture of precast concrete, cement or artificial stone articles for use in construction
106	105	106	105	107	108	109	105	106	106	112	106	109	103	107	107	112	Manufacture of prefabricated structural components for building or civil engineering of cement, concrete or artificial stone
																	Manufacture of other articles of concrete, cement and plaster n.e.c.
45	44	44	41	46	45	43	43	45	46	45	51	46	47	47	44	49	Manufacture of other non-metallic mineral products n.e.c.
31	31	34	39	33	32	33	33	34	34	34	35	32	31	32	34	32	Other industry
208	203	210	202	197	194	184	184	190	190	191	216	215	207	208	202	201	Manufacture of basic iron and steel
126	124	114	110	114	111	110	112	114	116	116	126	131	135	128	121	122	Manufacture of basic precious and other non-ferrous metals
36	36	36	34	34	33	34	34	35	35	35	36	36	33	34	33	33	Casting of metals
142	136	135	134	136	132	135	132	137	138	141	144	144	143	144	141	144	Manufacture of structural metal products, tanks, reservoirs, steam generators, weapons and ammunition
75	70	69	69	70	66	67	65	71	70	72	76	75	75	77	74	76	Manufacture of metal doors, windows and their frames, shutters and gates
																	Manufacture of other structural metal products
51	51	50	49	50	50	51	51	51	52	52	51	52	51	51	51	52	Manufacture of tanks, reservoirs and containers of metal
16	16	16	16	16	16	16	16	15	16	17	17	17	17	17	17	17	Other industry
347	337	336	322	329	325	320	323	326	329	332	355	354	358	351	337	344	Manufacture of other fabricated metal products; metal working service activities
65	65	64	63	64	61	60	62	61	61	60	68	63	62	60	60	61	Forging, pressing, stamping and roll-forming of metal; powder metallurgy
44	45	43	42	44	44	41	40	40	40	41	45	43	44	42	41	41	Treatment and coating of metals; machining
38	37	38	36	36	37	37	39	43	43	46	47	46	45	44	42	43	Manufacture of tins and cans for food products, collapsible tubes and boxes
																	Manufacture of metal cable, plaited bands and similar articles
90	87	87	76	84	83	84	83	83	86	86	91	90	94	93	88	93	Manufacture of bolts, screws, nuts and similar threaded products
5	5	5	5	6	6	6	6	5	5	5	5	5	5	5	5	5	Manufacture of metal household articles
84	81	82	81	82	80	79	81	80	80	79	83	93	91	89	83	84	Manufacture of any other fabricated metal products n.e.c.
22	17	17	18	13	13	13	14	14	14	14	16	15	18	18	18	16	Other industry
1,058	1,099	1,027	1,015	1,007	1,002	958	963	1,001	997	990	1,144	1,055	1,103	1,073	1,046	1,046	Manufacture of electronic components and boards
																	Manufacture of diodes, transistors and similar semiconductor devices
677	689	661	656	650	667	623	627	642	639	631	723	668	688	695	678	656	Manufacture of electronic integrated circuits micro assemblies
																	Manufacture of electrical capacitors and resistors
340	370	323	317	316	297	298	299	321	320	321	379	346	374	336	327	350	Manufacture of printed circuit boards
																	Manufacture of display components
41	40	43	42	41	38	38	38	38	38	38	41	41	41	42	41	41	Manufacture of other components for electronic applications
250	241	251	243	249	248	235	239	259	255	243	290	252	259	237	248	262	Manufacture of computers and peripheral equipment
65	64	65	73	61	62	61	64	62	62	77	72	72	69	70	67	64	Manufacture of communication equipment
115	109	106	108	107	111	107	120	115	115	115	113	113	104	112	101	104	Manufacture of consumer electronics
165	168	188	179	193	211	202	214	218	221	234	257	200	208	222	231	253	Manufacture of measuring, testing, navigating and control equipment; watches and clocks
																	Manufacture of measuring, testing, navigating and control equipment
149	154	174	166	179	197	188	200	203	206	219	241	184	193	206	217	238	Manufacture of industrial process control equipment
16	14	14	13	14	14	14	15	15	15	15	16	16	15	15	15	15	Manufacture of watches and clocks and parts
58	58	62	61	62	63	62	61	61	60	59	68	63	66	64	67	64	Manufacture of irradiation, electromedical and electrotherapeutic equipment

Jadual Table **1.6a** : Gaji dan Upah yang Dibayar Sektor Pembuatan Mengikut Kumpulan
: *Salaries and Wages Paid of Manufacturing Sector by Group*

Kod Kumpulan Group code	Keterangan Kumpulan/Tempoh			2021				2022				2023	2022	2023
		2021	2022	Q1	Q2	Q3	Q4	Q1	Q2	Q3	Q4	Q1	(Jan. - Mei)	(Jan. - Mei)
267 (26701 & 26702) & 268 (26800)	Pembuatan peralatan optikal, kelengkapan fotografi, media magnetik dan optikal	395	500	104	96	93	102	121	130	125	124	124	206	204
271	Pembuatan motor elektrik, penjana, transformer dan perkakasan pengagihan dan pengawalan elektrik	1,298	1,246	338	294	321	345	328	289	313	317	322	516	520
	27101 Pembuatan motor elektrik, penjana dan transformer	450	474	100	109	120	122	113	118	123	120	116	190	193
	27102 Pembuatan perkakasan pengagihan dan pengawalan elektrik	847	772	238	185	201	223	215	171	190	196	207	326	328
272/ 27200	Pembuatan bateri dan akumulator	438	481	97	105	120	116	117	114	121	129	135	193	224
273	Pembuatan pendawaian dan peranti pendawaian	1,003	1,133	244	239	249	272	273	273	292	295	278	452	452
	27310 Pembuatan kabel gentian optikal	67	84	12	13	17	25	18	18	22	24	21	30	36
	27320 Pembuatan wayar dan kabel elektronik dan elektrik lain	898	1,011	223	216	222	237	244	245	260	261	250	404	404
	27330 Pembuatan alatan pendawaian pembawa dan bukan pembawa arus untuk litar elektrik (tanpa mengira jenis bahan)	38	39	9	9	10	10	11	10	10	9	8	17	13
274/ 27400	Pembuatan kelengkapan pencahayaan elektrik	221	248	46	52	61	61	62	55	64	66	61	97	96
275/ 27500	Pembuatan perkakasan domestik	574	436	181	149	128	116	124	118	105	89	94	199	155
279/ 27900	Pembuatan kelengkapan elektrik lain	299	395	70	72	73	84	89	91	99	115	116	149	183
281 & 282	Pembuatan jentera kegunaan umum dan kegunaan khas	4,292	4,424	1,110	1,039	1,032	1,112	1,123	1,070	1,083	1,149	1,148	1,841	1,871
	28120 & 28130 Pembuatan alat-alat kuasa bendalir	340	348	87	81	81	90	84	83	87	94	85	139	144
	28180 & 28220 Pembuatan alatan tangan yang menggunakan kuasa dilengkapkan dengan motor elektrik atau bukan motor elektrik atau pneumatik	918	919	235	214	220	249	229	220	229	242	221	375	367
	28192 Pembuatan mesin penyaman udara, termasuk untuk kenderaan bermotor	689	743	174	167	175	173	180	172	189	202	185	295	286
	28290 Pembuatan lain-lain mesin bertujuan khas t.t.t.l. Industri lain	554	525	145	137	129	144	149	129	117	130	142	236	232
		1,790	1,889	468	440	427	456	482	466	461	480	515	796	843
291 (29101 & 29102)	Pembuatan kenderaan bermotor	1,057	1,152	257	261	252	287	286	290	281	295	270	479	451
292/ 29200	Pembuatan kerangka (<i>coachwork</i>) untuk kenderaan bermotor; pembuatan treler dan semi treler	283	344	66	71	71	75	77	87	89	92	97	134	158
293/ 29300	Pembuatan alat ganti dan aksesori untuk kenderaan bermotor	2,071	2,030	542	526	481	523	509	512	492	517	511	851	876
301 (30110 & 30120)	Pembinaan kapal dan bot	285	281	80	72	66	67	74	70	67	69	77	122	127
302, 303, 304 & 309	Pembuatan lokomotif keretapi, <i>rolling stock</i> , kapal angkasa dan udara, jentera berkaitan, kenderaan tempur ketenteraan, dan kelengkapan pengangkutan t.t.t.l.	810	861	208	205	194	204	215	219	214	213	220	362	368
	30910 Pembuatan motosikal	482	534	120	122	116	125	134	139	134	128	133	228	224
	30920 Pembuatan basikal dan invalid carriages Industri lain	132	121	37	34	31	30	30	29	30	32	31	50	51
		195	206	51	49	46	49	51	51	50	54	56	85	92
310	Pembuatan perabot	2,425	2,556	617	578	586	643	658	629	622	647	683	1,081	1,123
	31001 Pembuatan perabot kayu dan rotan Industri lain	1,852	2,025	466	436	450	501	517	493	497	519	553	849	912
		573	530	151	142	136	143	141	136	126	128	130	232	211
321 (32110 & 32120)	Pembuatan barang kemas, <i>bijouterie</i> dan artikel berkaitan	250	261	66	60	57	67	68	63	62	69	67	109	109
322, 325 & 329	Pembuatan instrumen muzik, peralatan dan bekalan perubatan dan pergigian dan pembuatan lain t.t.t.l.	721	732	183	177	177	184	185	180	184	183	179	305	298
	32901 Pembuatan alat tulis Industri lain	151	153	38	37	37	39	39	39	38	37	37	65	61
		570	579	146	140	140	145	146	141	145	146	142	239	238
323/ 32300	Pembuatan barangan sukan	71	71	18	17	17	18	18	17	17	19	19	30	31
324/ 32400	Pembuatan permainan dan mainan	184	236	34	36	52	62	54	54	63	65	63	89	106
331 & 332	Pembaikan pemasangan produk logam, jentera, kelengkapan dan pemasangan jentera perindustrian dan kelengkapan	1,260	1,319	322	309	298	330	334	331	312	342	359	559	600
	33150 Pembaikan dan penyelenggaraan kelengkapan pengangkutan kecuali motosikal dan basikal Industri lain	268	275	71	65	64	67	69	68	63	76	80	115	132
		992	1,043	251	244	234	264	265	263	249	267	279	443	468
Jumlah Pembuatan		89,830	94,528	22,584	22,162	21,904	23,180	23,513	23,318	23,364	24,332	24,517	39,015	40,633

																(RM Juta/Million)	
2022												2023					Group Description/Period
Jan.	Feb.	Mac	Apr.	Mei	Jun	Jul.	Ogo.	Sep.	Okt.	Nov.	Dis.	Jan.	Feb.	Mac	Apr.	Mei	
35	35	50	43	42	45	43	41	40	40	39	45	41	40	44	41	39	Manufacture of optical instruments, photographic equipment, magnetic and optical media
115	110	102	90	98	101	103	106	104	102	101	113	111	104	107	97	101	Manufacture of electric motors, generators, transformers and electricity distribution and control apparatus
40	37	36	37	40	41	41	42	41	41	39	40	42	37	36	38	40	Manufacture of electric motors, generators and transformers
75	74	67	53	58	60	62	64	63	61	62	73	69	67	70	59	62	Manufacture of electricity distribution and control apparatus
39	40	38	36	39	38	39	41	41	42	43	45	43	46	45	42	47	Manufacture of batteries and accumulators
93	91	89	86	93	94	95	98	98	100	94	100	95	94	89	84	90	Manufacture of wiring and wiring devices
6	6	6	6	6	6	7	7	8	8	8	9	7	7	7	7	8	Manufacture of fibre optic cables
83	81	80	77	83	85	85	88	87	89	83	88	85	85	80	75	79	Manufacture of other electronic and electric wires and cables
																	Manufacture of current-carrying and non current-carrying wiring devices for electrical circuits regardless of material
3	4	3	3	3	3	3	3	3	3	3	2	3	3	3	2	3	
23	21	18	17	18	21	21	22	22	21	22	23	22	21	18	17	18	Manufacture of electric lighting equipment
42	41	40	33	43	43	39	36	31	30	29	30	30	32	31	25	36	Manufacture of domestic appliances
30	29	30	30	30	31	31	31	37	36	36	43	40	39	37	33	34	Manufacture of other electrical equipment
386	383	354	359	359	351	353	363	366	372	366	411	393	384	371	363	360	Manufacture of general-purpose and special-purpose machinery
																	Manufacture of fluid power equipment
29	27	28	28	28	27	28	29	29	30	29	36	28	28	28	29	30	Manufacture of other pumps, compressors, taps and valves
																	Manufacture of power-driven hand tools with self-contained electric or non-electric motor or pneumatic drives
77	81	70	73	74	73	74	77	78	81	78	82	75	72	75	72	74	Manufacture of metal-forming machinery and machine tools
57	60	63	57	58	58	61	65	63	62	64	75	60	63	61	51	50	Manufacture of air-conditioning machines, including for motor vehicles
53	53	43	46	42	41	39	39	39	41	41	49	49	49	44	45	45	Manufacture of other special-purpose machinery n.e.c.
171	161	150	156	158	152	152	153	157	158	154	169	181	172	162	166	162	Other industry
96	98	91	97	97	97	92	97	92	94	93	109	92	93	85	90	92	Manufacture of motor vehicles
24	25	28	29	29	29	29	29	31	30	30	32	33	33	30	30	31	Manufacture of bodies (coachwork) for motor vehicles; manufacture of trailers and semi-trailers
169	173	168	174	168	170	162	163	167	167	168	182	166	171	174	181	184	Manufacture of parts and accessories for motor vehicles
23	23	28	24	23	23	22	22	23	23	23	23	24	24	29	24	26	Building of ships and boats
69	72	74	73	74	72	71	70	73	73	70	71	72	74	74	74	74	Manufacture of railway locomotives, rolling stock, air and spacecraft, related machinery, military fighting vehicles and transport equipment n.e.c
43	44	47	46	47	45	44	44	45	45	41	42	43	45	45	46	46	Manufacture of motorcycles
10	10	10	10	10	10	10	10	10	10	11	11	10	10	11	10	10	Manufacture of bicycles and invalid carriages
17	18	17	17	17	17	17	16	17	17	18	18	19	18	19	18	19	Other industry
222	218	217	211	212	205	203	204	214	213	221	233	225	224	217	223	223	Manufacture of furniture
175	171	171	165	167	161	161	163	172	171	171	177	190	182	181	174	185	Manufacture of wooden and cane furniture
48	47	46	46	46	44	42	42	42	42	42	44	44	43	43	43	38	Other industry
24	23	21	21	21	21	21	21	21	21	21	27	23	22	22	22	20	Manufacture of jewellery, bijouterie and related articles
62	62	61	60	60	61	60	62	62	60	60	63	61	60	58	58	62	Manufacture of musical instruments, medical and dental instruments and supplies and other manufacturing n.e.c.
13	13	13	13	13	13	13	13	12	12	12	12	12	13	12	12	12	Manufacture of stationery
49	49	48	47	47	48	47	49	50	48	48	50	49	47	46	46	50	Other industry
6	6	6	6	6	6	6	6	6	6	6	6	6	6	6	6	6	Manufacture of sports goods
18	18	18	18	18	19	20	21	22	20	21	24	21	21	22	20	22	Manufacture of games and toys
111	110	113	115	110	106	104	103	104	110	114	119	119	120	120	122	119	Repair of fabricated metal products, machinery and equipment and installation of industrial machinery and equipment
22	23	24	24	22	22	20	21	22	22	26	27	26	28	26	26	25	Repair and maintenance of transport equipment except motorcycles and bicycles
89	87	89	91	87	84	84	82	82	87	88	91	93	92	93	96	94	Other industry
7,865	7,805	7,843	7,715	7,787	7,816	7,709	7,771	7,885	7,881	7,890	8,562	8,183	8,164	8,170	8,017	8,100	Total Manufacturing

Jadual **1.6b** : Gaji dan Upah yang Dibayar Sektor Pembuatan Mengikut Kumpulan: Perubahan Peratusan Tahunan
 Table : *Salaries and Wages Paid of Manufacturing Sector by Group: Annual Percentage Change*

Kod Kumpulan Group code	Keterangan Kumpulan/Tempoh			2021				2022				2022	2022	2023
		2021	2022	Q1	Q2	Q3	Q4	Q1	Q2	Q3	Q4	Q1	(Jan. - Mei)	(Jan. - Mei)
101	Pemprosesan dan pengawetan daging	3.6	1.8	-4.6	8.1	7.0	4.8	-0.4	-2.2	1.0	8.3	17.2	-1.3	18.7
102	Pemprosesan dan pengawetan ikan, krustasea dan moluska	2.8	-1.7	7.5	9.1	-1.4	-3.3	-5.1	-4.3	-1.1	3.8	6.0	-5.0	6.0
	10201 Pengetinan ikan, krustasea dan moluska & 10202 Pemprosesan dan pengawetan ikan, krustasea dan moluska	2.4	-3.0	8.2	8.8	-1.8	-4.9	-6.6	-6.4	-2.8	4.3	8.3	-6.8	8.4
	Industri lain	4.6	3.6	4.5	10.5	0.5	3.7	1.6	5.0	6.0	1.7	-3.0	3.0	-3.3
103	Pemprosesan dan pengawetan buah-buahan dan sayur - sayuran	4.5	8.8	9.7	5.2	3.6	-0.3	3.1	5.3	11.8	15.6	18.5	3.9	20.8
	10303 Pengetinan nanas & 10304 Pembuatan jem, marmalad dan sajian jeli	-17.2	-25.2	12.8	3.4	-33.2	-47.4	-46.9	-41.9	-6.6	24.4	56.6	-45.4	58.7
	Industri lain	7.1	12.0	9.3	5.4	8.4	5.5	8.9	10.7	13.3	15.1	16.4	9.5	18.6
104	Pembuatan minyak dan lemak daripada sayuran dan haiwan	-0.1	6.6	-4.0	-0.3	-0.3	4.5	5.8	5.2	7.4	8.0	8.5	5.0	8.6
	10404 Pembuatan minyak sayuran mentah dan bertapis & 10406 Pembuatan sebatian lemak masakan	5.6	6.9	0.1	13.8	5.8	3.5	3.2	7.2	10.0	7.0	5.5	4.1	4.5
	10405 Pembuatan minyak kelapa	-19.0	-2.9	-18.8	-10.3	-25.3	-22.3	-15.3	-6.2	9.5	5.4	11.5	-14.4	11.5
	Industri lain	0.4	7.0	-3.5	-0.9	0.3	5.7	7.0	5.6	7.1	8.2	8.7	6.0	8.9
105	Pembuatan produk tenusu	9.9	8.9	3.3	14.7	19.2	3.9	11.4	11.0	8.5	4.5	1.8	11.6	1.0
	10502 Pembuatan susu pekat, tepung dan sejat	11.7	10.0	4.3	17.1	22.9	4.8	12.5	12.3	10.2	5.1	2.3	12.9	1.4
	Industri lain	-1.7	0.8	-3.6	1.0	-2.0	-2.5	3.9	2.3	-3.4	0.0	-1.6	3.1	-2.4
106	Pembuatan produk bijian, kanji dan produk berkanji	5.3	1.0	3.6	11.9	4.1	2.2	0.7	1.9	1.6	-0.2	2.7	1.3	3.4
	10611 Pengilangan beras	1.9	1.3	-1.7	-1.3	4.4	6.6	2.6	3.2	0.7	-1.2	6.0	2.5	6.0
	10613 Pengilangan tepung	8.8	0.7	9.5	30.2	3.1	-2.6	-1.2	1.6	2.9	-0.3	-0.7	0.3	0.8
	Industri lain	7.3	0.6	4.9	10.0	9.2	5.2	0.04	-4.6	-0.5	7.7	1.7	-1.0	1.5
107	Pembuatan produk makanan lain	2.6	9.8	-1.2	-0.2	1.7	10.2	8.5	9.5	10.5	10.5	8.2	8.2	7.3
	10711 Pembuatan biskut dan cookies	6.0	17.0	5.2	0.2	4.9	13.6	17.1	23.3	18.0	10.8	12.6	18.9	12.3
	10712 Pembuatan roti, kek dan produk bakeri lain	-6.8	-0.1	-12.2	-9.9	-5.3	0.8	-3.9	-1.8	1.3	3.7	9.1	-3.4	8.4
	10713 Pembuatan produk snek	7.4	13.5	1.5	9.1	8.8	10.6	9.8	10.6	16.6	16.9	12.3	8.9	9.4
	10721 Pembuatan gula	-9.9	7.3	-26.5	-14.5	2.3	7.0	16.0	14.0	7.5	-7.4	-22.0	15.5	-20.4
	10731 Pembuatan produk koko	-16.2	13.2	-31.0	-23.9	-18.3	21.8	27.8	9.3	10.3	7.1	-4.8	19.3	-1.8
	10732 Pembuatan coklat dan produk coklat & 10733 Pembuatan konfeksi gula	-1.6	15.6	-9.0	-4.4	-0.1	8.7	14.7	13.4	16.5	17.7	2.4	13.3	-1.0
	10793 Pembuatan sos dan bahan perasa	4.8	1.6	-1.7	-2.2	2.6	21.7	5.2	7.2	-0.4	-4.5	9.1	4.5	11.0
	10799 Pembuatan produk makanan lain t.t.t.l.	17.7	26.4	17.2	19.1	11.4	23.3	23.7	21.3	28.6	31.4	18.9	21.3	17.5
	Industri lain	8.6	10.3	11.5	7.9	5.2	9.8	8.3	10.2	10.7	12.0	6.4	8.6	5.1
108/ 10800	Pembuatan makanan haiwan tersedia	3.3	1.5	-2.2	4.8	6.6	4.4	1.8	1.6	0.5	2.2	7.2	1.6	6.9
110	Pembuatan minuman ringan	-5.4	4.8	-16.6	-0.05	-2.8	0.5	1.0	5.5	6.8	5.8	6.9	2.2	7.4
	11041 Pembuatan minuman ringan	-3.4	9.0	-14.2	1.3	-1.2	2.5	4.9	10.1	10.6	10.6	11.9	6.6	12.0
	11042 Pengeluaran air mineral semulajadi dan minuman lain yang dibotolkan	-0.3	-0.8	-13.3	10.5	1.7	4.0	0.8	-1.2	0.2	-3.0	-5.5	-0.5	-4.2
	Industri lain	-30.6	-15.2	-36.9	-31.8	-26.6	-23.4	-26.8	-12.5	-6.1	-11.5	3.3	-24.7	3.3
120/ 12000	Pembuatan produk tembakau	-2.4	2.6	-18.7	16.7	1.7	0.4	0.8	1.8	3.9	3.9	4.5	0.7	6.1
131	Pemintalan, penenunan dan penyiapan tekstil	-2.2	7.8	-8.4	2.2	-5.4	3.6	6.6	7.1	11.9	5.7	-4.4	6.3	-3.4
	13110 Penyediaan dan pemintalan gentian tekstil & 13120 Penenunan tekstil	-0.4	7.2	-3.9	8.7	-6.7	1.4	5.5	4.0	11.6	8.0	-4.9	4.5	-2.4
	13132 Pewarnaan, pelunturan, percetakan dan penyiapan akhir benang dan fabrik	-6.5	9.5	-17.5	-13.4	-1.7	9.3	10.0	14.4	13.4	1.3	-3.6	10.9	-5.6
	Industri lain	3.9	1.5	-8.1	79.7	-12.8	-5.2	-0.3	5.8	2.7	-2.0	-1.0	0.6	-4.2
139	Pembuatan tekstil lain	1.0	-2.9	-1.1	4.5	-1.3	2.2	-3.2	-3.8	-2.8	-1.7	12.3	-3.8	14.1
	13910 Pembuatan fabrik dikait dan dikrusye	-4.1	-12.6	-15.1	1.5	-4.7	3.1	-4.0	-14.0	-16.9	-14.7	-5.4	-7.7	0.5
	Industri lain	3.8	2.0	7.3	6.0	0.5	1.7	-2.8	1.3	4.5	5.3	20.5	-1.9	20.3
141	Pembuatan pakaian, kecuali pakaian berbulu	-15.7	5.9	-26.9	-17.2	-13.0	-2.0	3.8	5.8	7.4	6.8	6.0	3.4	6.6
	14102 Pembuatan pakaian	-19.4	3.2	-35.1	-23.0	-11.1	-0.8	2.4	3.4	1.4	5.3	7.7	1.4	8.2
	Industri lain	-6.0	12.1	-0.2	-1.4	-17.3	-4.7	6.9	10.7	22.2	10.4	2.7	7.6	3.5
142 & 143	Pembuatan artikel daripada kulit bulu dan pakaian yang dikait dan dikrusye	-16.1	1.9	-22.6	-9.6	-17.4	-13.3	-3.8	2.7	10.3	-0.3	-5.5	-2.6	-5.7
151 (15110 & 15120)	Penyamakan dan pembersihan kulit, pembuatan bagasi, beg tangan, pelana dan abah-abah pembersihan dan pewarnaan bulu	-0.3	1.5	-10.0	14.3	-2.9	0.7	-0.5	-0.9	5.6	2.0	4.3	-1.3	5.9
152	Pembuatan kasut	-2.3	7.6	-13.7	4.5	-2.3	4.8	5.9	9.6	11.8	3.6	6.0	6.7	5.6
	15201 Pembuatan kasut kulit & 15203 Pembuatan kasut getah	-2.1	9.1	-14.2	5.4	-2.8	6.1	6.9	12.0	14.8	3.8	5.8	8.1	5.0
	Industri lain	-3.0	3.7	-12.7	2.3	-1.0	1.6	3.5	4.0	4.7	2.8	6.6	3.1	7.1
161/ 16100	Pengilangan dan pengetaman kayu	-1.3	-5.0	2.6	4.3	-6.1	-5.0	-1.5	-0.5	-7.0	-10.4	-2.2	-1.7	-1.8

2022																2023					Group Description/Period
Jan.	Feb.	Mar.	Apr.	Mei	Jun	Jul.	Ogo.	Sep.	Okt.	Nov.	Dis.	Jan.	Feb.	Mar.	Apr.	Mei					
4.6	-1.0	-4.8	-4.1	-1.3	-1.1	0.01	1.4	1.6	3.3	3.5	17.7	16.1	17.3	18.5	20.9	21.0	Processing and preserving of meat				
-4.9	-4.4	-5.9	-4.5	-5.0	-3.3	-3.0	-0.1	-0.1	3.7	4.9	2.9	3.6	7.2	7.3	4.6	7.4	Processing and preserving of fish, crustaceans and molluscs				
																	<i>Canning of fish, crustaceans and molluscs</i>				
-6.2	-5.8	-7.9	-6.4	-7.7	-5.0	-4.7	-1.3	-2.4	2.8	5.5	4.7	5.7	8.8	10.4	6.5	10.5	<i>Processing, curing and preserving of fish, crustacean and molluscs</i>				
0.4	1.5	2.9	3.5	7.1	4.5	4.2	4.5	9.6	7.3	2.3	-4.5	-5.0	0.9	-4.7	-2.9	-4.5	<i>Other industry</i>				
2.1	3.5	3.7	3.7	6.3	6.1	7.3	14.6	13.9	15.6	16.3	14.9	15.3	19.7	20.6	25.0	23.2	Processing and preserving of fruits and vegetable				
																	<i>Pineapple canning</i>				
-51.1	-45.6	-43.8	-44.7	-41.5	-39.7	-36.8	24.4	21.3	21.3	27.3	24.7	48.8	50.8	70.3	69.3	55.1	<i>Manufacture of jams, marmalades and table jellies</i>				
8.4	9.5	8.8	8.9	11.7	11.4	12.4	14.1	13.5	15.3	15.7	14.3	13.5	17.8	17.8	22.6	21.3	<i>Other industry</i>				
6.4	6.5	4.5	2.9	4.9	8.0	5.4	12.4	4.8	6.2	6.8	10.9	9.8	8.5	7.3	9.2	8.4	Manufacture of vegetable and animal oils and fats				
																	<i>Manufacture of crude and refined vegetable oil</i>				
3.0	3.5	3.1	3.6	7.1	11.1	14.5	8.4	7.3	5.5	7.9	7.7	6.8	5.1	4.7	4.7	1.4	<i>Manufacture of compound cooking fats</i>				
-15.6	-14.0	-16.3	-13.6	-12.6	11.3	11.1	12.3	5.3	5.2	4.7	6.4	14.0	10.5	10.2	11.6	11.3	<i>Manufacture of coconut oil</i>				
7.7	7.7	5.6	3.6	5.5	7.6	4.5	12.8	4.6	6.3	6.8	11.3	10.0	8.7	7.4	9.5	8.9	<i>Other industry</i>				
11.7	12.2	10.4	11.3	12.6	9.0	9.0	8.7	7.9	4.5	9.8	-0.3	-0.3	4.1	1.6	0.6	-1.1	Manufacture of dairy products				
12.6	13.4	11.4	12.6	14.3	9.9	10.2	10.3	10.0	5.2	11.1	-0.3	-0.2	4.9	2.1	1.7	-1.4	<i>Manufacture of condensed, powdered and evaporated milk</i>				
5.2	3.1	3.3	2.5	1.2	3.3	-0.2	-3.1	-6.8	-0.5	0.4	0.2	-0.7	-2.2	-1.8	-7.7	1.0	<i>Other industry</i>				
1.7	-0.2	0.6	3.9	0.3	1.5	1.8	5.6	-2.6	-2.1	0.2	1.2	0.5	4.4	3.2	4.3	4.4	Manufacture of grain mill products, starches and starch products				
3.7	1.9	2.1	3.7	1.1	5.0	2.2	3.4	-3.4	-3.1	-1.1	0.7	-0.5	9.2	9.5	5.6	6.6	<i>Rice milling</i>				
-0.3	-2.6	-0.6	4.9	0.3	-0.4	2.6	8.6	-2.6	-2.1	0.8	0.5	0.1	0.3	-2.5	3.5	2.6	<i>Flour milling</i>				
0.4	1.4	-1.7	-0.6	-4.6	-8.7	-6.3	2.0	3.6	5.7	6.8	10.5	10.5	-2.6	-3.2	1.2	1.5	<i>Other industry</i>				
8.3	7.3	9.9	7.1	8.4	13.1	11.4	11.4	8.7	8.4	9.2	13.7	10.8	9.3	4.7	5.7	6.3	Manufacture of other food products				
17.6	16.0	17.5	20.6	22.9	26.4	19.3	19.5	15.5	10.9	9.8	11.6	12.6	15.1	10.2	11.1	12.6	<i>Manufacture of biscuits and cookies</i>				
-1.6	-5.2	-4.8	-3.3	-2.2	0.2	-1.0	-0.9	5.7	1.4	1.5	8.4	12.6	9.4	5.4	8.0	6.7	<i>Manufacture of bread, cakes and other bakery products</i>				
13.4	7.8	8.2	6.4	8.6	16.9	18.1	16.3	15.3	15.2	19.3	16.4	6.2	19.1	12.4	7.3	2.9	<i>Manufacture of snack products</i>				
4.4	19.2	25.3	12.6	16.9	12.4	6.8	9.7	6.1	13.5	-7.2	-26.5	-15.6	-17.9	-31.4	-19.9	-15.6	<i>Manufacture of sugar</i>				
35.0	20.3	28.6	6.6	10.9	11.3	12.4	12.5	6.5	7.6	10.2	3.6	-8.9	2.8	-7.6	-2.6	9.3	<i>Manufacture of cocoa products</i>				
																	<i>Manufacture of chocolate and chocolate products</i>				
10.0	12.6	21.0	10.7	11.7	17.9	19.0	19.5	11.3	12.1	12.4	28.5	8.4	6.3	-6.4	-5.8	-6.2	<i>Manufacture of sugar confectionery</i>				
4.1	3.1	8.6	2.6	4.3	15.1	12.7	4.5	-14.4	-8.3	-10.0	4.7	5.3	3.6	18.0	17.2	10.6	<i>Manufacture of sauces and condiments</i>				
22.6	23.5	25.1	17.8	18.1	28.4	23.8	29.6	32.6	33.5	34.5	26.8	29.2	15.3	12.4	11.6	19.4	<i>Manufacture of other food products n.e.c.</i>				
7.4	7.8	9.8	8.4	9.8	12.4	11.5	12.4	8.4	8.5	11.9	15.6	8.9	8.7	1.7	2.5	3.9	<i>Other industry</i>				
2.1	1.7	1.5	1.1	1.7	2.1	-3.2	3.2	1.7	1.4	1.5	3.5	3.3	11.7	6.6	5.0	8.2	Manufacture of prepared animal feeds				
-0.04	2.0	1.2	2.5	5.6	8.9	8.8	7.0	4.8	5.1	4.7	7.5	7.9	4.0	9.0	7.8	8.4	Manufacture of beverages				
2.5	4.7	7.6	9.3	9.6	11.5	10.2	12.3	9.5	9.2	9.7	12.5	13.5	8.2	14.1	12.1	12.3	<i>Manufacture of soft drinks</i>				
2.4	2.9	-2.6	-3.8	-1.1	1.7	4.5	-2.0	-1.8	-1.2	-4.4	-3.2	-5.8	-7.6	-3.0	-2.2	-2.3	<i>Production of natural mineral waters and other bottled waters</i>				
-26.1	-21.9	-32.2	-29.3	-9.6	10.7	11.3	-9.2	-16.2	-13.0	-14.1	-7.8	3.3	3.6	2.9	0.5	6.2	<i>Other industry</i>				
1.3	0.9	0.3	0.5	0.2	4.8	4.9	4.6	2.3	2.6	4.4	4.6	3.8	4.1	5.6	9.7	8.3	Manufacture of tobacco products				
6.0	6.4	7.5	5.8	5.6	9.9	9.1	12.7	14.1	9.7	4.9	2.7	-1.2	-7.4	-4.6	-2.5	-1.5	Spinning, weaving and finishing of textiles				
																	<i>Preparation and spinning of textile fibres</i>				
3.5	5.4	7.5	4.4	1.7	6.1	4.7	14.6	16.1	11.3	7.0	6.0	0.7	-10.6	-4.8	-0.1	2.7	<i>Weaving of textiles</i>				
12.5	9.3	8.2	9.4	15.5	18.6	18.7	10.6	11.3	7.4	0.8	-3.4	-4.6	-1.2	-4.9	-7.0	-10.1	<i>Dyeing, bleaching, printing and finishing of yarns and fabrics</i>				
-0.1	0.0	-0.7	1.2	2.5	15.6	28.7	-8.3	-5.2	-1.6	0.4	-4.8	-10.0	4.0	3.2	-10.4	-7.8	<i>Other industry</i>				
-1.2	-2.5	-5.9	-4.6	-4.7	-2.2	-0.8	-4.5	-3.2	-3.2	-0.5	-1.5	9.9	11.5	15.6	17.1	16.8	Manufacture of other textiles				
-1.3	-1.0	-9.8	-10.5	-15.5	-15.8	-15.1	-18.4	-17.0	-17.5	-12.1	-14.5	-7.3	-7.7	-0.9	10.6	9.6	<i>Manufacture of knitted and crocheted fabrics</i>				
-1.2	-3.3	-4.0	-1.8	0.8	5.1	6.7	2.8	4.0	4.5	5.8	5.5	18.0	20.9	22.8	19.9	20.0	<i>Other industry</i>				
3.3	4.2	4.1	2.9	2.4	13.2	6.5	6.2	9.5	9.2	5.8	5.9	6.1	5.7	6.3	8.0	7.1	Manufacture of wearing apparel, except fur				
1.8	2.7	2.7	1.1	-1.3	12.1	0.6	-0.2	3.8	4.1	4.2	7.3	8.2	7.6	7.3	10.2	7.6	<i>Manufacture of clothings</i>				
6.5	7.2	7.0	6.7	10.7	15.5	21.0	22.1	23.6	21.5	9.4	2.7	1.8	2.0	4.2	3.8	6.1	<i>Other industry</i>				
-1.1	-6.9	-3.6	-4.1	2.2	10.5	8.5	13.7	9.1	10.4	-4.2	-5.4	-8.4	-3.3	-4.3	-3.2	-8.8	Manufacture of articles of fur, knitted and crocheted apparel				
																	<i>Tanning and dressing of leather; manufacture of luggage, handbags, saddlery and harness; dressing and dyeing of fur</i>				
1.9	-1.3	-2.1	-2.7	-2.2	2.5	6.8	6.4	3.9	0.8	0.6	4.6	3.0	4.1	6.0	8.4	8.2					
3.4	7.4	7.1	6.9	8.8	13.6	14.6	10.0	11.1	4.3	3.0	3.4	5.0	7.0	6.1	3.5	6.4	Manufacture of footwear				
																	<i>Manufacture of leather footwear</i>				
3.7	9.0	8.3	8.2	11.9	16.4	18.9	11.5	14.5	4.5	2.6	4.4	4.4	6.7	6.3	3.3	4.3	<i>Manufacture of rubber footwear</i>				
2.7	3.5	4.1	3.9	1.4	6.9	4.8	6.5	3.0	3.9	4.0	0.6	6.5	7.8	5.6	4.0	12.1	<i>Other industry</i>				
-1.3	-1.8	-1.5	-2.3	-1.7	2.6	-5.4	-5.7	-9.6	-9.9	-10.3	-11.1	-3.5	-2.5	-0.5	-1.5	-1.0	Sawmilling and planning of wood				

Jadual Table **1.6b** : Gaji dan Upah yang Dibayar Sektor Pembuatan Mengikut Kumpulan: Perubahan Peratusan Tahunan
 : Salaries and Wages Paid of Manufacturing Sector by Group: Annual Percentage Change

Kod Kumpulan Group code	Keterangan Kumpulan/Tempoh			2021				2022				2022	2022	2023
		2021	2022	Q1	Q2	Q3	Q4	Q1	Q2	Q3	Q4	Q1	(Jan. - Mei)	(Jan. - Mei)
162	Pembuatan produk daripada kayu, gabus, jerami dan bahan jalinan lain	2.4	7.9	-8.2	2.2	3.5	13.4	10.2	10.7	7.4	3.7	5.9	10.2	6.0
16211	Pembuatan kepingan venier dan papan lapis	-3.2	7.9	-18.0	-8.3	0.3	16.4	12.1	11.8	7.3	1.8	3.0	11.8	3.9
16212	Pembuatan papan partikel dan papan gentian	5.7	19.0	-11.4	5.8	9.2	22.2	28.5	25.0	19.1	5.9	8.2	27.6	6.5
16221	Pertukangan kayu untuk jurubina	15.9	5.3	23.7	24.4	8.2	9.1	3.5	4.0	4.8	8.7	14.3	3.1	14.0
	Industri lain	1.7	2.5	-6.2	7.8	3.2	3.4	0.8	5.6	1.8	1.8	1.9	2.2	1.4
170	Pembuatan kertas dan produk kertas	0.7	4.1	-4.7	7.6	0.7	4.3	3.7	2.9	5.1	4.6	4.7	3.1	3.5
17010	Pembuatan pulpa, kertas dan kertas tebal	-1.9	12.1	-14.9	-5.1	-0.4	15.1	16.4	17.1	14.2	2.1	-9.5	16.0	-14.9
17020	Pembuatan kertas gelugur dan kertas tebal dan bekas daripada kertas dan kertas tebal	0.9	3.9	-5.2	7.7	-0.5	2.8	-0.1	-0.1	7.7	8.2	12.9	-0.2	11.7
17091	Pembuatan sampul surat dan kad surat	1.5	-8.9	-8.7	-0.03	9.2	6.9	-6.2	-11.4	-10.2	-7.7	-1.7	-8.3	-0.8
17092	Pembuatan kertas kegunaan rumah dan pembersih peribadi	2.3	8.3	-0.2	6.7	0.8	1.9	13.0	6.0	6.3	7.9	10.9	10.3	7.8
17093	Pembuatan kertas bergam atau pelekat yang berjalur atau bergulung dan label dan kertas dinding	-12.8	-12.4	-12.1	-18.7	-11.4	-9.1	-11.7	-9.2	-15.6	-12.9	-13.5	-11.6	-10.4
	Industri lain	27.3	14.3	21.7	37.5	28.2	23.1	14.1	11.5	15.1	16.6	8.0	12.5	8.6
181 & 182	Percetakan, aktiviti perkhidmatan berkaitan percetakan dan penerbitan semua media rakaman	-0.8	4.2	-4.1	2.3	-2.8	1.8	1.3	1.9	6.9	6.8	4.8	1.0	5.8
18110	Percetakan	-0.5	4.7	-4.2	2.8	-2.3	2.1	1.7	2.5	7.4	7.5	5.1	1.6	6.1
18120	Aktiviti perkhidmatan berkaitan percetakan &	-2.4	1.2	-3.6	-0.7	-5.1	-0.1	-0.6	-1.5	4.1	3.2	2.8	-1.7	4.1
18200	Penerbitan semua media rakaman													
192 (19201 & 19202)	Pembuatan produk petroleum bertapis	1.9	1.6	-3.1	6.4	5.2	0.6	1.9	1.9	2.1	0.7	7.7	2.2	7.8
201	Pembuatan kimia asas, baja dan sebatian nitrogen, plastik dan getah sintetik dalam bentuk primer	-2.2	4.7	-21.5	4.8	9.0	5.5	4.7	5.4	2.6	6.1	8.0	5.7	6.2
20111	Pembuatan gas perindustrian atau perubatan bukan organik dalam bentuk cecair atau mampat	-9.0	31.2	-47.6	19.0	16.7	22.1	32.9	31.4	34.3	26.3	23.0	32.4	19.4
20112	Pembuatan kimia organik asas &	3.1	7.0	-7.1	-1.4	14.2	8.2	7.8	7.7	4.0	8.6	9.0	8.9	6.8
20113	Pembuatan sebatian bukan organik													
20121	Pembuatan baja &	-17.1	-9.5	-44.8	12.8	-2.3	-5.3	-10.5	-12.1	-13.3	-1.2	-6.8	-10.4	-4.7
20129	Pembuatan produk campuran nitrogen													
20131	Pembuatan plastik dalam bentuk primer	-3.4	-2.3	-21.2	9.5	2.7	1.6	-2.3	0.7	-4.4	-3.3	6.4	-0.7	4.9
	Industri lain	7.7	15.0	1.5	14.5	12.4	3.6	9.9	12.0	19.1	19.1	9.0	10.4	2.2
202 & 203	Pembuatan produk kimia lain dan serat buatan manusia	3.1	0.4	11.5	6.6	-4.4	-0.8	-1.9	-1.0	4.5	0.5	0.3	-1.7	1.4
20210	Pembuatan racun perosak dan produk agrokimia lain	31.5	7.7	49.3	34.2	23.8	20.7	6.3	9.2	2.8	12.8	6.8	8.6	11.2
20221	Pembuatan cat, varnis dan penyadur dan mastik	2.9	6.2	6.7	2.2	-0.5	3.0	8.1	4.3	4.6	7.6	7.7	6.3	11.4
20222	Pembuatan dakwat cetak	-6.4	-15.5	21.7	-11.5	-15.2	-16.1	-20.7	-15.9	-11.8	-12.3	-13.1	-19.3	-11.6
20231	Pembuatan sabun dan bahan pencuci, penyediaan &	-3.3	-6.4	1.7	9.8	-10.0	-12.7	-9.9	-10.6	-3.0	-1.4	2.9	-10.3	5.8
20232	Pembuatan pewangi dan penyediaan dandanan diri													
20291	Pembuatan plat fotografi, filem, sensitized paper dan other sensitized unexposed materials &	8.0	8.5	15.6	6.3	-2.5	13.3	8.1	9.1	18.3	0.2	-4.0	8.2	-6.6
20292	Pembuatan dakwat menulis dan melukis &													
20299	Pembuatan produk kimia lain t.t.t.l.													
	Industri lain	-0.8	6.2	-1.3	-2.1	0.5	-0.4	3.2	7.2	10.4	4.2	2.6	4.6	-0.1
210	Pembuatan produk farmaseutikal, kimia perubatan dan botani	13.7	10.0	14.6	14.8	13.9	11.9	8.8	8.6	10.3	11.8	4.6	8.7	3.0
21001	Pembuatan bahan aktif ubat-ubatan untuk digunakan oleh bidang farmakologi dalam pembuatan ubat-ubatan	12.1	9.6	13.1	13.5	10.3	11.5	7.5	7.7	11.0	11.9	3.9	7.7	1.9
	Industri lain	20.9	11.3	21.1	20.6	29.0	13.5	14.3	12.4	8.0	11.4	7.1	12.7	7.2
221	Pembuatan produk getah	8.9	0.0	7.3	11.5	14.3	2.3	2.1	0.2	-2.1	0.0	0.5	2.5	-1.2
22111	Pembuatan tayar getah untuk kenderaan	-2.2	8.0	-14.2	5.0	0.4	0.7	1.7	3.4	12.3	14.1	41.6	1.7	35.8
22112	Pembuatan bunga tayar yang boleh ditukar ganti dan tayar celup	14.7	16.1	19.1	21.0	8.1	11.6	8.0	14.7	22.3	19.3	25.3	8.8	24.8
22191	Pembuatan produk lain daripada getah asli atau sintetik, tidak &	15.2	8.0	25.6	22.2	11.6	3.8	3.3	6.3	10.8	11.6	6.3	4.0	6.0
22193	Pengilangan semula getah dan prosesan susu getah													
22192	Pembuatan sarung tangan getah	15.6	-3.5	7.1	15.7	30.3	8.0	8.9	-2.1	-10.7	-6.4	-8.2	7.4	-10.3
22199	Pembuatan produk getah lain yang t.t.t.l.	-7.8	-2.7	4.5	-5.5	-16.8	-13.3	-13.9	-1.5	7.0	-0.1	-3.1	-10.5	-4.1
222	Pembuatan produk plastik	6.5	4.8	15.9	11.5	-0.5	0.7	-0.3	2.2	9.1	8.6	8.0	0.1	5.9
22201	Pembuatan produk plastik separa siap &	1.3	3.3	8.7	4.8	-3.8	-3.6	-3.1	-0.3	6.5	10.4	14.0	-2.4	8.8
22202	Pembuatan produk plastik siap													
22203	Pembuatan artikel plastik untuk pembungkusan barangan	13.0	16.0	18.6	19.5	5.2	9.7	7.8	10.7	19.4	26.2	36.8	8.6	33.1
22204	Pembuatan barangan plastik jurubina	2.6	5.4	9.5	13.2	-8.4	-3.3	-3.6	-0.3	15.2	12.4	16.9	-2.9	19.8
22205	Pembuatan pinggan mangkuk, peralatan dapur dan barangan tandas daripada plastik	13.1	4.9	34.0	14.6	1.6	7.2	4.6	5.4	8.5	1.3	-1.7	4.3	-1.9
22209	Pembuatan pelbagai produk plastik t.t.t.l.	7.2	-0.5	18.9	13.4	-0.6	-1.0	-2.9	-1.2	5.2	-2.8	-13.7	-3.1	-13.6
231 (23101 & 23102 & 23109)	Pembuatan kaca dan produk kaca	12.3	19.1	-2.9	10.9	14.4	28.8	20.5	15.8	23.3	17.0	9.5	18.6	8.2

2022												2023					Group Description/Period
Jan.	Feb.	Mar.	Apr.	Mei	Jun	Jul.	Ogo.	Sep.	Okt.	Nov.	Dis.	Jan.	Feb.	Mar.	Apr.	Mei	
10.3	11.0	9.5	9.7	10.6	11.9	10.3	9.0	3.1	3.4	3.3	4.5	4.1	7.2	6.5	6.3	6.1	Manufacture of products of wood, cork, straw and plaiting materials
12.8	12.5	10.9	11.2	11.8	12.3	10.5	10.9	1.2	0.9	3.4	1.2	0.4	4.6	3.9	5.4	5.6	Manufacture of veneer sheets and plywood
26.7	29.7	29.0	32.6	20.6	22.4	24.6	21.7	11.5	9.6	2.3	6.0	9.1	9.8	5.6	4.0	4.2	Manufacture of particle board and fibreboard
4.8	3.7	2.1	0.3	4.6	7.5	6.3	4.3	3.9	6.8	5.2	14.0	14.2	14.4	14.2	14.6	12.6	Manufacture of builders' carpentry
-1.0	2.4	1.3	1.8	6.9	8.1	4.0	-0.3	1.6	2.1	1.4	2.1	-2.3	3.4	4.9	0.6	0.7	Other industry
4.0	5.9	1.3	1.2	3.0	4.4	6.1	5.8	3.5	3.3	2.7	7.7	4.1	5.0	4.9	1.8	1.7	Manufacture of paper and paper products
17.6	17.3	14.3	15.2	15.8	20.3	16.0	17.2	9.6	6.2	0.2	0.1	-14.5	-4.3	-9.8	-15.4	-30.3	Manufacture of pulp, paper and paperboard
4.9	0.6	-5.7	-0.6	-0.1	0.3	9.0	7.5	6.8	6.1	8.0	10.5	10.2	14.3	14.4	9.0	10.8	Manufacture of corrugated paper and paperboard and of containers of paper and paperboard
2.4	-9.9	-10.5	-11.6	-11.4	-11.3	-11.1	-11.0	-8.4	-7.5	-9.6	-6.0	-6.2	-1.2	2.6	2.9	-1.6	Manufacture of envelopes and letter-card
-4.1	25.4	17.8	3.5	9.4	5.4	7.0	7.2	4.6	4.3	1.6	17.9	20.0	6.2	8.3	-0.9	7.2	Manufacture of household and personal hygiene paper
-12.6	-10.3	-12.2	-13.0	-9.6	-4.6	-15.9	-14.3	-16.5	-13.2	-12.3	-13.2	-12.3	-14.0	-14.3	-5.8	-4.4	Manufacture of gummed or adhesive paper in strips or rolls and labels and wall paper
23.6	9.5	9.7	10.6	9.7	14.5	17.0	14.6	13.8	13.8	12.1	23.2	6.1	8.7	9.3	9.6	9.5	Other industry
1.6	1.3	1.0	0.5	0.6	4.7	6.0	5.8	9.1	9.3	8.6	3.0	5.1	4.5	4.7	6.6	8.2	Printing, service activities related to printing and reproduction of recorded media
1.5	1.8	1.9	1.5	1.1	5.1	6.2	6.1	10.2	10.5	8.9	3.6	5.3	5.1	5.0	7.3	8.0	Printing
2.4	-1.0	-3.3	-4.7	-1.8	2.5	4.7	4.0	3.5	3.0	7.0	-0.2	4.0	1.3	3.1	3.0	9.6	Service activities related to printing
																	Reproduction of recorded media
0.2	2.5	2.7	2.5	3.1	0.2	2.5	3.9	0.2	0.3	0.4	1.2	8.1	7.3	7.6	8.3	8.0	Manufacture of refined petroleum products
4.2	4.4	5.6	6.1	8.6	2.0	3.7	2.3	1.7	5.6	7.2	5.4	9.0	6.1	8.9	6.9	-0.5	Manufacture of basic chemicals, fertilizer and nitrogen compounds, plastics and synthetic rubber in primary forms
30.1	35.5	33.2	32.3	31.0	30.8	32.3	35.8	34.6	35.6	22.0	21.9	7.6	26.9	34.2	12.3	15.6	Manufacture of liquefied or compressed inorganic industrial or medical gases
8.1	6.9	8.5	7.2	14.2	2.8	4.9	5.4	1.9	8.5	9.2	8.2	10.6	6.5	10.0	10.1	-3.5	Manufacture of basic organic chemicals
																	Manufacture of inorganic compounds
																	Manufacture of fertilizers
-14.5	-8.4	-9.0	-10.9	-9.3	-16.0	-12.8	-18.5	-8.1	-5.7	1.3	0.7	6.4	-13.2	-11.8	-0.6	-2.2	Manufacture of associated nitrogen products
-3.0	-3.9	-0.3	3.2	0.2	-1.2	-1.8	-5.6	-5.8	-5.1	-0.1	-4.5	5.6	5.7	7.8	2.6	2.7	Manufacture of plastics in primary forms
10.2	9.8	9.7	10.8	11.4	14.0	24.0	16.7	16.8	17.1	20.0	20.4	20.5	6.0	1.2	0.6	-15.8	Other industry
-0.8	-2.1	-2.9	-0.7	-2.1	-0.2	5.9	6.3	1.3	-0.04	-1.2	2.6	-0.9	2.7	-0.9	2.6	3.6	Manufacture of other chemical products and man-made fibres
2.8	2.5	13.2	19.4	4.8	3.4	2.3	-0.3	6.3	13.1	9.1	16.5	-1.5	10.5	11.2	10.0	26.3	Manufacture of pesticides and other agrochemical products
2.8	12.2	10.4	6.8	0.1	6.0	3.3	7.6	3.2	5.3	4.7	12.3	-3.5	22.3	5.6	14.1	21.8	Manufacture of paints, varnishes and similar coatings ink and mastics
-17.6	-18.2	-25.8	-19.9	-13.5	-13.8	-12.8	-10.8	-11.7	-10.2	-13.6	-13.0	-13.3	-13.7	-12.2	-12.6	-5.9	Manufacture of printing ink
																	Manufacture of soap and detergents, cleaning and polishing preparations
-10.5	-9.0	-10.1	-8.9	-13.4	-9.6	-3.6	1.8	-6.8	-4.1	-2.7	2.0	2.8	5.1	0.7	11.3	10.6	Manufacture of perfumes and toilet preparations
																	Manufacture of photographic plates, films, sensitized paper and other sensitized unexposed materials
14.6	5.2	4.9	5.7	11.2	10.4	24.9	18.3	11.9	1.1	-1.3	0.9	0.2	-6.1	-6.2	-8.2	-13.0	Manufacture of writing and drawing ink
																	Manufacture of other chemical products n.e.c.
2.3	3.6	3.8	7.6	5.8	8.2	11.9	9.4	9.8	8.0	2.2	2.5	2.9	8.9	-4.1	-3.2	-4.6	Other industry
10.5	7.8	8.2	8.3	8.5	9.1	9.9	10.0	11.0	11.7	12.3	11.6	6.7	3.2	3.8	1.1	0.6	Manufacture of pharmaceuticals, medicinal chemical and botanical products
																	Manufacture of medicinal active substances to be used for their pharmacological properties in the manufacture of medicaments
9.6	5.8	7.2	7.5	8.3	7.4	11.3	10.1	11.5	12.3	11.2	12.2	6.4	2.7	2.6	0.5	-2.2	Other industry
14.4	16.0	12.4	11.5	9.5	16.3	5.1	9.7	9.1	9.2	16.6	8.7	7.7	5.1	8.5	3.3	11.6	Other industry
0.6	3.5	2.2	3.9	2.5	-4.5	-2.8	-2.3	-1.1	-1.5	4.8	-3.0	-3.7	2.4	3.0	-0.9	-6.2	Manufacture of rubber products
2.1	1.8	1.1	0.3	3.2	6.5	6.6	16.5	14.1	12.8	17.8	11.6	44.6	58.7	24.3	41.2	17.6	Manufacture of rubber tyres for vehicles
8.5	8.1	7.5	8.4	11.6	25.2	24.8	24.1	18.3	18.1	19.8	20.1	17.5	28.2	29.8	22.2	26.1	Manufacture of interchangeable tyre treads and retreading rubber tyres
																	Manufacture of other products of natural or synthetic rubber, unvulcanized, vulcanized or hardened
																	Rubber remilling and latex processing
6.6	10.8	9.5	10.3	1.5	-12.2	-10.2	-12.3	-9.6	-9.7	0.1	-9.2	-14.9	-4.6	-4.8	-9.9	-15.9	Manufacture of rubber gloves
-15.6	-11.6	-14.5	-10.6	2.4	5.8	5.8	10.0	5.3	4.6	1.0	-5.4	-5.6	-7.6	4.2	-7.5	-3.6	Manufacture of other rubber products n.e.c.
0.3	-1.2	0.1	0.5	1.0	5.2	9.3	9.2	8.7	7.7	6.7	11.3	10.8	8.8	4.7	4.7	1.4	Manufacture of plastics products
																	Manufacture of semi-manufactures of plastic products
-2.0	-5.2	-2.2	-2.1	-0.6	1.9	7.9	6.4	5.3	6.6	5.8	19.1	20.3	19.7	2.7	5.4	-1.6	Manufacture of finished plastic products
7.6	6.9	8.6	9.1	10.4	12.6	19.3	19.8	19.2	25.6	25.8	27.1	37.1	36.6	36.7	29.5	27.4	Manufacture of plastic articles for the packing of goods
-2.6	-4.3	-3.9	-2.6	-1.2	3.4	14.1	17.6	13.9	14.2	9.6	13.4	13.2	18.3	19.2	18.5	29.1	Manufacture of builders' plastics ware
4.3	4.9	4.6	5.3	2.6	8.5	13.2	6.6	6.0	2.6	2.0	-0.6	-1.1	-0.7	-3.2	-2.3	-2.1	Manufacture of plastic tableware, kitchenware and toilet articles
-2.3	-2.7	-3.8	-3.1	-3.5	3.1	3.6	5.6	6.3	-1.3	-3.4	-3.6	-11.4	-15.4	-14.3	-12.5	-14.4	Manufacture of diverse plastic products n.e.c.
25.5	18.3	17.8	14.6	17.2	15.5	21.4	28.7	20.4	15.9	18.6	16.5	12.0	9.4	7.1	7.9	4.5	Manufacture of glass and glass products

Jadual Table **1.6b** : Gaji dan Upah yang Dibayar Sektor Pembuatan Mengikut Kumpulan: Perubahan Peratusan Tahunan
 : Salaries and Wages Paid of Manufacturing Sector by Group: Annual Percentage Change

Kod Kumpulan Group code	Keterangan Kumpulan/Tempoh			2021				2022				2022	2022	2023
		2021	2022	Q1	Q2	Q3	Q4	Q1	Q2	Q3	Q4	Q1	(Jan. - Mei)	(Jan. - Mei)
239	Pembuatan pengeluaran galian bukan logam t.t.t.l.	-0.3	3.5	-3.6	4.0	-1.3	-0.2	0.9	3.1	6.2	3.8	0.1	1.0	0.01
23911	Pembuatan mortar refraktori dan konkrit &	-11.4	-14.7	-16.4	-4.4	-8.3	-15.6	-21.8	-16.9	-14.3	-4.7	1.1	-20.5	1.2
23921	Pembuatan seramik bukan refraktori													
23930	Pembuatan produk porselin dan seramik lain	-0.6	7.4	6.5	3.6	-6.3	-5.4	5.0	11.4	10.9	2.6	-15.2	6.8	-16.1
23941	Pembuatan simen hidraulik	-5.2	-3.3	-11.4	-4.7	-1.7	-2.1	-3.7	-8.8	-0.1	-0.1	5.1	-6.7	5.8
23951	Pembuatan konkrit dan mortar siap bancuh dan bancuhan kering	3.2	7.5	-3.3	8.7	1.5	6.6	6.6	8.1	10.9	4.7	-3.4	7.1	-4.9
23952 & 23953 & 23959	Pembuatan konkrit pratuangan, simen atau artikel batu buatan yang digunakan dalam pembinaan; Pembuatan komponen struktur pasang siap untuk bangunan atau kejuruteraan awam dari simen, batu atau konkrit buatan Pembuatan artikel konkrit, simen dan plaster lain t.t.t.l.	2.2	2.1	5.3	6.2	-0.1	-2.0	-0.8	2.0	4.8	2.5	0.9	-1.1	2.0
23990	Pembuatan produk mineral bukan logam lain t.t.t.l. Industri lain	-4.7	11.4	-14.7	-8.4	-1.5	7.5	10.0	14.9	13.9	7.4	6.1	11.5	6.4
		8.1	12.0	3.1	26.1	0.6	4.6	9.8	9.5	16.0	12.9	-1.0	8.9	-3.5
241 (24101 & 24102 & 24103 & 24104 & 24109)	Pembuatan besi dan keluli asas	-0.5	7.2	-3.2	-0.5	-3.5	5.3	7.0	11.5	8.2	2.5	1.5	8.5	1.3
242 (24201 & 24202 & 24209)	Pembuatan logam asas berharga dan logam bukan ferus lain	4.5	-1.9	-5.7	9.8	6.4	8.8	2.6	-4.9	-1.8	-3.4	7.9	-0.5	8.1
243	Pengacuan logam	2.2	0.4	-0.4	11.5	-2.8	2.0	-0.2	-0.2	2.3	-0.5	-3.7	-0.4	-3.4
251 & 252	Pembuatan produk struktur logam, tangki, takungan, penjana wap, senjata dan peluru	-1.6	0.7	1.7	1.5	-6.7	-2.8	-2.8	1.7	2.1	1.9	4.1	-1.9	4.7
25113 & 25119	Pembuatan pintu, tingkap dan bingkai, penutup tingkap dan pintu pagar daripada logam	-10.6	-4.4	-3.7	-3.9	-18.7	-15.0	-10.7	-5.0	-2.0	0.8	5.7	-9.5	6.4
25119	Pembuatan produk struktur logam lain													
25120	Pembuatan tangki, takungan dan kontena daripada logam	17.5	9.3	16.5	14.3	18.4	20.4	14.6	15.1	7.3	1.7	1.3	14.6	2.1
	Industri lain	-2.8	-1.0	-3.8	-2.8	-5.7	1.2	-10.1	-4.3	4.8	7.5	6.0	-9.2	5.5
259	Pembuatan lain-lain produk yang direka daripada logam; aktiviti perkhidmatan kerja logam	4.9	3.7	6.8	5.6	1.1	6.2	4.5	5.7	4.8	0.0	4.1	4.8	4.3
25910	Tempaan, tekanan, hentakan dan bentuk gelekkan logam; serbuk metalurgi	7.4	-1.8	14.4	9.0	2.0	4.7	-0.02	-0.4	-2.6	-4.3	-5.0	0.3	-5.2
25920	Rawatan dan penyalutan logam; menggunakan mesin	13.0	1.3	26.3	24.0	2.5	2.6	0.8	2.6	3.8	-1.6	-2.9	0.9	-3.1
25991	Pembuatan tin untuk produk makanan dan minuman, tiub dan kotak boleh dilipat	2.4	13.4	5.2	-3.8	-0.4	7.9	5.9	14.7	18.9	14.5	19.8	8.7	18.9
25992 & 25993	Pembuatan kabel, plaited bands (jalur/pita berpintal) dan artikel seumpamanya daripada logam	10.2	14.2	1.1	3.8	9.6	26.1	21.6	22.3	14.6	1.3	5.1	21.4	8.2
25994	Pembuatan barangan rumah daripada logam	-8.1	-7.2	-10.6	0.7	-10.8	-11.5	-18.0	-10.7	2.8	-0.4	1.2	-17.1	-0.8
25999	Pembuatan produk lain yang direka daripada logam t.t.t.l. Industri lain	2.5	5.0	3.4	6.1	-0.02	0.8	2.8	5.6	7.1	4.6	10.3	3.6	7.1
		-13.3	-29.1	-4.1	-11.2	-17.8	-19.3	-19.6	-29.6	-35.4	-32.8	-10.2	-22.3	-3.7
261	Pembuatan komponen dan papan elektronik	5.8	3.5	-0.2	11.7	5.0	7.7	4.6	2.7	4.3	2.3	1.5	4.2	2.2
26101 & 26102	Pembuatan diod, transistor dan alatan semikonduktor yang seumpamanya	6.5	1.8	-8.2	14.6	12.3	10.8	4.5	1.5	1.4	-0.1	1.2	3.9	1.6
26102	Pembuatan litar elektronik bersepadu dengan pemasangan mikro													
26103 & 26104 & 26105	Pembuatan kapasitor dan perintang elektrik	7.0	7.2	19.5	9.2	-5.1	5.4	5.9	5.3	10.7	7.2	2.3	5.4	4.0
26105	Pembuatan komponen paparan													
26109	Pembuatan komponen lain untuk aplikasi elektronik	-10.7	2.4	5.6	-10.1	-19.7	-17.0	-3.0	4.1	5.5	3.6	-0.7	-0.5	-1.2
262 (26201 & 26202)	Pembuatan komputer dan kelengkapan peranti	9.8	5.7	5.1	8.5	13.8	12.1	3.0	10.1	5.5	4.6	0.9	5.7	2.0
263/ 26300	Pembuatan peralatan komunikasi	-5.8	18.5	-29.5	-1.8	-1.1	17.9	27.4	14.5	17.3	16.0	8.7	22.7	4.1
264/ 26400	Pembuatan peralatan elektronik pengguna	-4.3	17.7	-4.8	-5.6	-7.9	1.0	17.2	20.3	24.7	9.5	-0.1	17.4	-2.1
265	Pembuatan kelengkapan mengukur, menguji, memandu arah dan kawalan; jam tangan dan jam	5.7	44.8	-3.5	2.5	9.6	14.5	27.4	45.4	53.7	51.6	20.8	31.1	24.7
26511 & 26512	Pembuatan kelengkapan mengukur, menguji, memandu arah dan kawalan	6.8	48.2	-2.4	3.4	11.3	15.5	28.4	49.5	57.7	56.0	22.2	32.9	26.2
26512	Pembuatan kelengkapan kawalan proses perindustrian													
26520	Pembuatan jam tangan dan jam dan bahagiannya	-4.6	11.3	-13.4	-5.3	-4.5	5.4	17.4	7.0	14.2	7.1	6.6	13.0	7.0
266/ 26600	Pembuatan peralatan penyinaran, perubahan elektro dan elektroterapeutik	15.4	4.5	0.4	19.0	17.7	26.3	10.0	-0.3	-0.6	9.9	7.2	6.5	6.9

																	Group Description/Period
2022												2023					
Jan.	Feb.	Mac	Apr.	Mei	Jun	Jul.	Ogo.	Sep.	Okt.	Nov.	Dis.	Jan.	Feb.	Mac	Apr.	Mei	
0.6	1.0	1.1	1.2	0.9	7.5	7.4	5.7	5.4	5.5	3.0	2.9	2.1	-0.2	-1.5	-1.5	1.1	Manufacture of non-metallic mineral products
																	<i>Manufacture of refractory mortars and concretes</i>
-26.6	-19.9	-18.7	-21.9	-15.2	-13.2	-11.8	-15.1	-15.9	-15.0	-1.0	3.2	3.4	-0.2	0.3	3.1	-0.5	<i>Manufacture of non-refractory ceramic</i>
-6.4	16.5	6.5	10.3	9.1	15.0	13.3	10.7	9.0	6.1	5.4	-3.5	5.0	-27.0	-22.3	-17.9	-17.2	<i>Manufacture of other porcelain and ceramic products</i>
3.2	-4.3	-9.9	-12.7	-9.0	-4.5	2.0	-3.4	1.2	-1.7	-1.0	2.2	2.1	8.0	5.6	5.2	8.3	<i>Manufacture of hydraulic cement</i>
6.4	6.5	6.9	11.3	4.5	8.5	9.3	12.8	10.8	12.6	3.2	-1.0	-1.3	0.02	-8.6	-8.9	-5.3	<i>Manufacture of ready-mix and dry-mix concrete and mortars</i>
																	<i>Manufacture of precast concrete, cement or artificial stone articles for use in construction</i>
1.1	-2.2	-1.2	-1.7	-1.7	10.0	6.8	3.7	3.8	4.1	-0.04	3.7	3.2	-1.9	1.3	2.6	4.6	<i>Manufacture of prefabricated structural components for building or civil engineering of cement, concrete or artificial stone</i>
																	<i>Manufacture of other articles of concrete, cement and plaster n.e.c.</i>
8.7	9.4	12.1	13.6	14.1	16.8	15.8	13.8	12.3	12.4	8.1	2.8	3.5	8.4	6.4	6.8	6.9	<i>Manufacture of other non-metallic mineral products n.e.c.</i>
8.5	10.4	10.6	8.6	6.9	13.4	17.5	15.8	14.8	14.6	13.1	11.0	0.9	0.7	-4.4	-10.9	-2.0	<i>Other industry</i>
5.9	6.6	8.5	10.2	11.9	12.4	11.9	9.8	3.4	3.5	2.0	2.0	3.7	2.0	-1.0	-0.2	2.3	Manufacture of basic iron and steel
6.9	6.9	-5.7	-4.3	-5.8	-4.6	-2.4	0.7	-3.7	-4.4	-2.5	-3.3	3.4	8.3	12.5	9.8	7.1	Manufacture of basic precious and other non-ferrous metals
1.1	1.9	-3.3	-0.3	-1.1	1.0	5.8	1.6	-0.3	-1.4	-1.2	1.2	1.6	-7.1	-5.6	-2.6	-3.4	Casting of metals
-0.7	-3.3	-4.4	-1.4	0.4	6.4	2.5	3.2	0.8	0.3	2.4	2.9	1.2	4.7	6.6	5.1	6.1	Manufacture of structural metal products, tanks, reservoirs , steam generators , weapons and ammunition
																	<i>Manufacture of metal doors, windows and their frames, shutters and gates</i>
-10.0	-10.6	-11.6	-8.6	-6.6	0.9	-1.8	-3.6	-0.6	-1.6	1.2	2.8	0.3	6.7	10.6	6.4	8.4	<i>Manufacture of other structural metal products</i>
20.6	12.3	11.2	14.3	15.2	15.8	7.6	11.2	3.3	2.1	1.6	1.5	1.2	1.5	1.3	3.4	3.2	<i>Manufacture of tanks, reservoirs and containers of metal</i>
-7.8	-10.6	-11.9	-9.0	-6.5	3.2	5.7	9.3	-0.5	3.3	10.7	8.4	5.7	5.9	6.3	4.8	4.7	<i>Other industry</i>
4.0	3.2	6.3	4.6	5.7	6.9	7.4	7.5	-0.1	0.04	-0.05	-0.07	1.8	6.3	4.3	4.6	4.5	Manufacture of other fabricated metal products; metal working service activities
																	<i>Forging, pressing, stamping and roll-forming of metal; powder metallurgy</i>
-3.6	2.1	1.7	0.5	1.3	-3.0	-2.9	-1.1	-3.8	-4.4	-4.8	-3.8	-3.5	-5.7	-5.8	-5.1	-5.8	<i>Treatment and coating of metals; machining</i>
0.6	1.1	0.7	1.3	0.8	5.6	5.3	3.8	2.2	-0.4	-1.1	-3.1	-2.9	-2.3	-3.6	-1.2	-5.5	<i>Manufacture of tins and cans for food products, collapsible tubes and boxes</i>
2.3	0.1	16.8	12.2	14.5	17.4	19.0	19.3	18.5	15.4	14.2	14.1	21.1	22.3	16.0	15.3	19.7	<i>Manufacture of metal cable, plaited bands and similar articles</i>
25.3	19.3	20.4	17.4	24.3	25.2	28.5	25.5	-4.2	-0.1	0.6	3.5	0.03	8.1	7.3	15.3	11.6	<i>Manufacture of bolts, screws, nuts and similar threaded products</i>
-13.4	-22.7	-17.6	-18.0	-13.8	1.3	3.2	3.0	2.3	-0.2	-0.9	-0.1	-0.6	6.1	-1.5	-0.9	-6.3	<i>Manufacture of metal household articles</i>
2.7	1.1	4.8	3.6	5.8	7.6	7.2	7.5	6.5	6.0	5.8	2.3	10.6	11.2	9.0	2.3	2.1	<i>Manufacture of any other fabricated metal products n.e.c.</i>
-17.6	-22.3	-19.3	-16.5	-36.9	-35.6	-38.2	-34.2	-33.7	-33.9	-34.1	-30.6	-32.6	7.0	1.2	-2.3	21.3	<i>Other industry</i>
6.0	3.2	4.7	4.0	3.2	1.0	3.1	3.5	6.2	3.7	1.6	1.8	-0.3	0.4	4.4	3.0	3.9	Manufacture of electronic components and boards
																	<i>Manufacture of diodes, transistors and similar semiconductor devices</i>
7.3	3.0	3.3	3.6	2.6	-1.6	1.6	-0.3	2.8	2.0	-0.9	-1.1	-1.3	-0.2	5.2	3.5	0.9	<i>Manufacture of electronic integrated circuits micro assemblies</i>
																	<i>Manufacture of electrical capacitors and resistors</i>
5.3	4.9	7.6	4.8	4.7	6.6	6.0	11.9	14.4	7.6	7.2	7.0	1.9	1.1	3.9	3.0	10.6	<i>Manufacture of printed circuit boards</i>
																	<i>Manufacture of display components</i>
-7.0	-7.4	5.7	4.8	2.1	5.6	6.5	8.1	2.2	1.8	1.4	7.4	-1.1	3.2	-3.9	-3.0	-1.1	<i>Manufacture of other components for electronic applications</i>
2.0	1.6	5.5	8.7	11.3	10.4	9.3	6.6	1.4	-0.4	6.5	7.6	0.6	7.8	-5.6	2.2	5.3	Manufacture of computers and peripheral equipment
23.3	35.2	24.5	16.7	16.3	10.3	19.1	19.1	13.8	13.2	18.7	15.6	10.8	8.1	7.3	-8.5	4.3	Manufacture of communication equipment
8.6	27.3	17.8	18.6	16.9	25.4	28.7	30.4	16.1	9.9	12.3	6.5	-1.9	-4.0	5.8	-6.7	-3.3	Manufacture of consumer electronics
17.4	27.3	37.7	31.7	41.6	63.7	53.3	53.9	53.7	55.2	53.8	46.8	21.4	23.5	17.9	29.2	30.9	Manufacture of measuring, testing, navigating and control equipment; watches and clocks
																	<i>Manufacture of measuring, testing, navigating and control equipment</i>
16.3	28.8	40.5	34.5	45.2	70.0	57.5	57.8	57.7	59.1	58.5	51.4	23.4	25.1	18.5	30.7	33.0	<i>Manufacture of industrial process control equipment</i>
28.8	13.5	10.3	5.2	8.2	7.7	13.1	15.6	14.0	15.2	6.4	1.3	2.9	6.6	10.7	10.4	5.2	<i>Manufacture of watches and clocks and parts</i>
18.2	12.0	1.8	1.3	2.1	-4.0	-2.2	-0.2	0.6	0.5	-2.0	35.6	7.2	12.9	2.0	9.7	3.3	Manufacture of irradiation, electromedical and electrotherapeutic equipment

Jadual Table **1.6b** : Gaji dan Upah yang Dibayar Sektor Pembuatan Mengikut Kumpulan: Perubahan Peratusan Tahunan
: *Salaries and Wages Paid of Manufacturing Sector by Group: Annual Percentage Change*

Kod Kumpulan Group code	Keterangan Kumpulan/Tempoh	2021	2022	2021				2022				2022	2022	2023
				Q1	Q2	Q3	Q4	Q1	Q2	Q3	Q4	Q1	(Jan. - Mei)	(Jan. - Mei)
267 (26701 & 26702) & 268 (26800)	Pembuatan peralatan optikal, kelengkapan fotografi, media magnetik dan optikal	0.4	26.6	2.6	-1.8	-2.9	3.4	16.3	36.3	34.0	21.2	3.1	23.0	-0.9
271	Pembuatan motor elektrik, penjana, transformer dan perkakasan pengagihan dan pengawalan elektrik	-1.2	-4.0	-0.3	-5.5	-0.9	1.5	-3.0	-1.7	-2.5	-8.3	-1.7	-2.3	0.9
27101	Pembuatan motor elektrik, penjana dan transformer	3.0	5.2	-16.8	6.6	11.2	13.6	12.5	8.2	3.1	-1.4	2.5	11.6	1.7
27102	Pembuatan perkakasan pengagihan dan pengawalan elektrik	-3.3	-8.9	8.8	-11.4	-6.9	-4.1	-9.6	-7.5	-5.8	-12.0	-3.9	-8.9	0.4
272/ 27200	Pembuatan bateri dan akumulator	3.5	10.0	-3.9	1.2	9.7	6.2	21.1	8.4	1.3	11.0	14.8	17.8	16.0
273	Pembuatan pendawaian dan peranti pendawaian	13.5	13.0	7.1	19.7	13.2	14.9	12.1	14.5	17.3	8.4	2.0	12.9	0.04
27310	Pembuatan kabel gentian optikal	-1.0	24.2	-30.1	-20.7	0.7	45.0	55.3	39.6	29.3	-2.0	11.8	50.3	17.5
27320	Pembuatan wayar dan kabel elektronik dan elektrik lain	15.1	12.6	10.7	24.3	14.3	12.4	9.6	13.2	17.4	10.4	2.5	10.7	-0.2
27330	Pembuatan alatan pendawaian pembawa dan bukan pembawa arus untuk litar elektrik (tanpa mengira jenis bahan)	7.4	1.9	-3.4	6.5	12.5	14.3	18.6	6.8	-3.5	-12.2	-26.6	17.1	-24.9
274/ 27400	Pembuatan kelengkapan pencahayaan elektrik	43.9	12.5	21.5	33.5	60.4	60.7	33.6	6.3	6.0	8.3	-1.3	23.3	-0.7
275/ 27500	Pembuatan perkakasan domestik	-17.2	-24.1	6.4	-8.3	-28.8	-35.9	-31.7	-20.4	-18.0	-23.7	-24.1	-28.6	-22.0
279/ 27900	Pembuatan kelengkapan elektrik lain	5.7	31.8	2.0	4.3	3.3	12.8	26.9	26.0	35.4	37.8	30.3	25.3	22.9
281 & 282	Pembuatan jentera kegunaan umum dan kegunaan khas	3.0	3.1	4.4	5.8	0.2	1.8	1.2	3.0	4.9	3.3	2.3	1.8	1.6
28120	Pembuatan alat-alat kuasa bendalir &	-0.1	2.1	7.8	0.2	-0.4	-6.6	-4.3	1.9	6.6	4.4	1.5	-2.2	3.2
28130	Pembuatan pam, pemampat, kepala paip dan injap lain													
28180	Pembuatan alatan tangan yang menggunakan kuasa dilengkapkan dengan motor elektrik atau bukan motor elektrik atau pneumatik	15.3	0.1	26.3	21.2	5.4	10.9	-2.8	3.1	3.8	-3.1	-3.2	-0.7	-2.3
28220	Pembuatan jentera pembenturan logam dan alatan mesin													
28192	Pembuatan mesin penyaman udara, termasuk untuk kenderaan bermotor	-1.9	7.8	1.0	-6.2	-1.3	-1.1	3.5	2.8	7.9	17.0	2.6	3.7	-2.8
28290	Pembuatan lain-lain mesin bertujuan khas t.t.t.l. Industri lain	1.0	-5.3	-12.7	17.2	0.5	4.3	2.6	-6.1	-8.8	-9.2	-4.5	-0.8	-2.0
291 (29101 & 29102)	Pembuatan kenderaan bermotor	2.6	9.0	-10.8	11.2	-1.1	13.6	11.0	11.2	11.7	2.7	-5.4	10.5	-5.8
292/ 29200	Pembuatan kerangka (coachwork) untuk kenderaan bermotor; pembuatan treler dan semi treler	8.6	21.7	-10.1	13.6	15.5	18.8	16.5	22.1	25.4	22.3	25.5	18.0	17.7
293/ 29300	Pembuatan alat ganti dan aksesori untuk kenderaan bermotor	-2.6	-2.0	-6.0	5.1	-3.8	-5.0	-6.0	-2.6	2.3	-1.1	0.4	-5.4	2.8
301 (30110 & 30120)	Pembinaan kapal dan bot	-4.7	-1.6	0.5	1.0	-11.8	-8.7	-7.1	-2.2	2.5	1.6	2.8	-5.4	3.7
302, 303, 304 & 309	Pembuatan lokomotif keretapi, rolling stock, kapal angkasa dan udara, jentera berkaitan, kenderaan tempur ketenteraan, dan kelengkapan pengangkutan t.t.t.l.	1.0	6.3	-12.3	10.5	4.0	5.5	3.5	6.8	10.4	4.7	2.3	3.9	1.5
30910	Pembuatan motosikal	10.7	10.7	-4.5	19.1	13.3	18.4	11.7	13.8	15.3	2.4	-0.4	12.0	-1.4
30920	Pembuatan basikal dan invalid carriages Industri lain	-4.2	-8.4	5.6	8.4	-11.1	-17.8	-18.6	-13.4	-4.7	6.1	3.4	-18.5	2.7
310	Pembuatan perabot	2.4	5.4	3.4	4.6	-3.3	5.2	6.6	8.7	6.1	0.6	3.8	7.2	3.9
31001	Pembuatan perabot kayu dan rotan Industri lain	3.9	9.3	5.8	4.4	-1.7	7.0	11.0	13.0	10.3	3.7	6.9	11.8	7.5
321 (32110 & 32120)	Pembuatan barang kemas, bijouterie dan artikel berkaitan	3.3	4.4	8.6	8.0	-5.9	3.0	2.3	4.1	8.3	3.4	-0.9	2.2	-0.3
322, 325 & 329	Pembuatan instrumen muzik, peralatan dan bekalan perubatan dan pergigian dan pembuatan lain t.t.t.l.	7.9	1.5	10.2	8.7	7.5	5.5	1.2	1.6	3.8	-0.4	-3.4	1.1	-2.1
32901	Pembuatan alat tulis Industri lain	-0.1	1.5	-11.1	-1.8	6.2	8.8	4.5	4.8	2.7	-5.7	-6.7	3.9	-7.5
323/ 32300	Pembuatan barangan sukan	7.0	1.3	11.3	13.6	0.5	3.6	-1.6	1.6	1.6	3.6	5.2	-0.9	4.9
324/ 32400	Pembuatan permainan dan mainan	-0.4	28.2	-27.3	-22.0	9.6	40.1	59.6	49.3	20.9	4.6	17.4	59.3	18.8
331 & 332	Pembaikan pemasangan produk logam, jentera, kelengkapan dan pemasangan jentera perindustrian dan kelengkapan	1.6	4.7	-3.9	4.4	1.7	4.7	3.7	7.1	4.6	3.6	7.5	4.6	7.3
33150	Pembaikan dan penyelenggaraan kelengkapan pengangkutan kecuali motosikal dan basikal Industri lain	-6.2	2.9	-7.6	-10.9	-2.7	-3.1	-3.1	3.9	-1.8	12.8	16.1	-0.6	14.2
	Jumlah Pembuatan	3.0	5.2	-0.6	6.0	2.3	4.7	4.1	5.2	6.7	5.0	4.3	4.4	4.1

2022												2023					Group Description/Period
Jan.	Feb.	Mac	Apr.	Mei	Jun	Jul.	Ogo.	Sep.	Okt.	Nov.	Dis.	Jan.	Feb.	Mac	Apr.	Mei	
2.7	3.8	41.8	33.1	34.5	41.3	43.9	32.9	25.7	23.6	19.6	20.7	14.8	12.0	-11.5	-5.7	-7.2	Manufacture of optical instruments, photographic equipment, magnetic and optical media
-2.5	-3.3	-3.4	0.6	-2.2	-3.1	-0.6	-1.3	-5.4	-7.9	-10.2	-6.8	-3.1	-5.6	4.2	7.6	3.5	Manufacture of electric motors, generators, transformers and electricity distribution and control apparatus
13.1	12.8	11.5	10.1	10.5	4.4	4.7	3.4	1.2	1.6	-2.6	-3.2	4.6	0.6	2.1	1.8	-0.5	Manufacture of electric motors, generators and transformers
-9.2	-9.7	-9.9	-5.2	-9.4	-7.6	-3.8	-4.1	-9.3	-13.3	-14.4	-8.7	-7.3	-8.7	5.3	11.6	6.2	Manufacture of electricity distribution and control apparatus
6.8	32.1	27.5	19.1	7.9	0.3	2.0	-1.3	3.5	5.1	11.4	16.7	10.8	16.5	17.2	16.5	19.1	Manufacture of batteries and accumulators
10.9	8.3	17.6	13.2	15.1	15.0	18.4	19.8	14.0	14.5	10.8	1.0	2.2	3.6	0.1	-2.6	-3.3	Manufacture of wiring and wiring devices
60.5	50.3	55.3	43.1	43.3	33.2	52.5	49.7	2.3	2.4	-3.4	-4.5	11.6	14.4	9.4	25.2	26.9	Manufacture of fibre optic cables
8.2	5.7	15.4	11.2	13.6	14.8	17.3	18.9	15.9	16.4	13.2	2.6	2.7	4.2	0.6	-3.5	-5.2	Manufacture of other electronic and electric wires and cables
19.1	17.6	19.2	22.3	8.2	-5.8	-5.0	-3.0	-2.4	-2.5	-7.1	-27.3	-25.3	-27.3	-27.1	-28.6	-15.7	Manufacture of current -carrying and non current-carrying wiring devices for electrical circuits regardless of material
43.2	38.6	18.2	8.1	8.8	2.8	2.9	7.7	7.3	5.8	9.9	9.1	-5.4	1.4	0.8	0.6	0.3	Manufacture of electric lighting equipment
-30.5	-31.6	-32.9	-25.6	-20.6	-15.6	-18.2	-17.6	-18.2	-22.1	-22.8	-26.0	-27.3	-22.6	-22.2	-23.2	-15.2	Manufacture of domestic appliances
21.6	23.4	36.5	22.4	23.5	32.3	33.5	28.9	43.1	38.6	39.8	35.6	36.8	32.4	21.9	10.5	13.5	Manufacture of other electrical equipment
2.0	1.1	0.3	2.8	2.9	3.2	5.1	5.2	4.6	4.7	1.4	4.0	1.7	0.5	4.8	1.0	0.2	Manufacture of general-purpose and special-purpose machinery
-1.4	-6.4	-5.1	-1.0	3.4	3.6	7.0	6.5	6.4	9.8	4.4	0.3	-1.2	2.8	3.0	4.3	7.3	Manufacture of fluid power equipment
-7.7	0.2	-0.7	1.5	4.3	3.5	3.8	7.8	0.2	4.1	-5.1	-7.5	-2.6	-11.9	6.0	-1.1	-0.7	Manufacture of other pumps, compressors, taps and valves
-2.1	3.5	9.1	7.6	0.6	0.5	10.3	5.4	8.3	8.2	10.4	32.8	5.6	5.5	-2.9	-10.1	-12.6	Manufacture of power-driven hand tools with self-contained electric or non-electric motor or pneumatic drives
5.7	7.6	-6.3	-5.6	-6.7	-6.1	-8.7	-8.7	-8.9	-8.5	-8.3	-10.6	-7.5	-7.9	3.4	-2.4	7.4	Manufacture of metal-forming machinery and machine tools
8.1	0.05	0.5	5.2	6.0	6.8	7.4	7.7	9.2	6.5	3.8	5.9	5.7	7.2	8.2	6.4	2.3	Manufacture of air-conditioning machines, including for motor vehicles
11.0	10.5	11.5	9.7	9.8	14.2	13.3	16.0	6.1	4.3	-0.3	4.1	-4.1	-5.9	-6.3	-7.2	-5.7	Manufacture of other special-purpose machinery
13.5	17.6	18.1	19.9	20.1	26.6	27.1	24.6	24.6	19.8	21.3	25.6	39.7	33.3	6.8	5.9	8.3	Other industry
-6.1	-6.2	-5.6	-6.2	-2.6	1.3	4.2	3.4	-0.5	-0.9	-1.2	-1.1	-1.6	-0.8	3.8	3.5	9.4	Manufacture of motor vehicles
-6.7	-7.6	-7.0	-3.8	-1.6	-1.1	0.8	3.1	3.7	3.3	1.8	-0.3	3.0	3.4	2.1	0.02	10.6	Manufacture of bodies (coachwork) for motor vehicles; manufacture of trailers and semi-trailers
2.5	3.8	4.2	3.2	5.6	12.2	11.9	11.4	8.1	6.4	1.6	6.1	3.9	2.5	0.5	0.9	-0.2	Manufacture of parts and accessories for motor vehicles
11.2	11.8	12.0	10.3	14.7	16.5	14.5	19.7	12.0	9.5	-3.4	1.3	1.6	1.9	-4.5	-1.7	-3.7	Building of ships and boats
-19.7	-17.4	-18.6	-19.9	-16.8	-1.4	6.8	-12.0	-6.9	-8.1	9.9	18.7	1.8	0.7	7.9	4.7	-1.1	Manufacture of railway locomotives, rolling stock, air and spacecraft, related machinery, military fighting vehicles and transport equipment n.e.c
-0.8	0.7	1.0	1.7	-0.6	10.2	8.6	8.6	8.5	8.3	9.8	11.0	11.1	5.0	10.3	5.9	10.2	Manufacture of motorcycles
6.7	5.2	7.9	8.5	7.9	9.6	9.8	9.3	0.2	0.3	0.1	1.4	4.8	3.3	3.2	2.9	5.2	Manufacture of bicycles and invalid carriages
10.7	9.1	13.3	13.4	12.6	13.1	14.2	14.5	3.5	3.4	3.6	4.0	8.5	6.4	5.9	5.5	11.0	Other industry
-5.9	-7.0	-8.1	-6.0	-6.2	-1.4	-4.4	-7.3	-11.4	-10.4	-11.8	-7.9	-8.6	-7.9	-7.0	-6.6	-16.1	Manufacture of furniture
5.0	1.0	0.8	1.9	2.4	8.2	9.0	14.2	2.3	2.2	3.4	4.4	-3.4	-3.6	4.7	4.3	-2.8	Manufacture of wooden and cane furniture
2.6	0.3	0.6	0.8	1.2	2.8	2.5	5.1	3.9	1.0	-0.7	-1.4	-2.6	-3.0	-4.7	-3.5	3.5	Other industry
4.8	5.6	3.2	4.8	1.3	8.6	5.8	5.5	-3.0	-4.7	-6.5	-5.8	-9.5	-4.9	-5.6	-12.4	-4.9	Manufacture of musical instruments, medical and dental instruments and supplies and other manufacturing n.e.c.
2.0	-1.0	-0.1	-0.3	1.2	1.3	1.6	5.0	5.8	2.5	0.9	-0.3	-0.8	-2.5	-4.5	-1.0	5.8	Manufacture of stationery
-0.6	-2.7	-1.6	-0.8	1.3	4.3	7.5	4.5	-6.3	2.5	7.8	0.6	-0.7	8.4	8.1	3.2	5.8	Other industry
60.4	61.7	56.7	57.6	60.2	34.2	31.2	15.2	18.2	5.6	6.5	2.1	15.6	12.2	24.8	16.8	25.1	Manufacture of sports goods
3.6	3.3	4.2	5.4	6.4	9.6	5.7	4.6	3.3	2.0	1.9	6.9	7.0	9.1	6.4	5.8	8.5	Manufacture of games and toys
-6.2	-2.5	-0.7	4.8	2.2	4.6	-4.8	-0.4	-0.1	3.2	12.7	22.2	16.3	20.3	11.9	8.6	14.1	Repair of fabricated metal products, machinery and equipment and installation of industrial machinery and equipment
6.5	4.9	5.5	5.6	7.6	10.9	8.6	6.0	4.3	1.8	-0.9	3.0	4.6	6.1	4.9	5.0	7.1	Repair and maintenance of transport equipment except motorcycles and bicycles
4.1	3.9	4.4	4.5	5.0	6.2	7.1	7.5	5.4	4.8	4.7	5.4	4.0	4.6	4.2	3.9	4.0	Other industry
Total Manufacturing																	

Jadual **1.6c** : Gaji dan Upah yang Dibayar Sektor Pembuatan Mengikut Kumpulan: Perubahan Peratusan Bulanan/Suku Tahunan
 Table : *Salaries and Wages Paid of Manufacturing Sector by Group: Monthly/Quarterly Percentage Change*

Kod Kumpulan Group code	Keterangan Kumpulan/Tempoh	2021				2022				2023		
		Q1	Q2	Q3	Q4	Q1	Q2	Q3	Q4	Q1	Jan.	Feb.
101	Pemprosesan dan pengawetan daging	0.7	0.4	-2.3	6.1	-4.3	-1.4	0.9	13.8	3.6	-0.5	-9.0
102	Pemprosesan dan pengawetan ikan, krustasea dan moluska	1.1	-1.7	-2.0	-0.7	-0.8	-0.9	1.3	4.3	1.3	1.1	-4.5
	10201 Pengetinan ikan, krustasea dan moluska & 10202 Pemprosesan dan pengawetan ikan, krustasea dan moluska Industri lain	0.5	-1.2	-3.8	-0.5	-1.3	-0.9	-0.1	6.9	2.4	0.6	-3.8
		3.6	-4.1	5.8	-1.4	1.5	-0.8	6.8	-5.4	-3.2	3.1	-7.1
103	Pemprosesan dan pengawetan buah-buahan dan sayur - sayuran	6.4	0.5	-4.8	-2.1	10.0	2.7	1.1	1.3	12.7	8.1	-0.3
	10303 Pengetinan nanas & 10304 Pembuatan jem, marmalad dan sajian jeli Industri lain	1.7	-1.9	-31.1	-23.5	2.6	7.4	10.7	1.9	29.1	-5.8	11.4
		6.9	0.8	-1.8	-0.4	10.4	2.5	0.5	1.2	11.7	8.9	-0.9
104	Pembuatan minyak dan lemak daripada sayuran dan haiwan	-0.6	1.4	-0.8	4.6	0.6	0.8	1.2	5.2	1.1	-4.6	-0.1
	10404 Pembuatan minyak sayuran mentah dan bertapis & 10406 Pembuatan sebatian lemak masakan	3.1	0.4	-0.1	0.0	2.8	4.4	2.5	-2.7	1.3	2.7	0.1
	10405 Pembuatan minyak kelapa Industri lain	3.1	-6.1	-20.1	0.4	12.5	4.0	-6.8	-3.3	19.0	11.1	1.7
		-1.1	1.8	-0.1	5.1	0.1	0.4	1.4	6.2	0.5	-5.6	-0.2
105	Pembuatan produk tenusu	1.9	3.2	-2.3	1.2	9.2	2.8	-4.4	-2.6	6.4	3.0	1.3
	10502 Pembuatan susu pekat, tepung dan sejat Industri lain	2.3	2.8	-1.4	1.1	9.8	2.7	-3.3	-3.6	6.8	2.5	2.6
		-1.3	5.3	-7.8	1.8	5.1	3.7	-13.0	5.4	3.4	7.2	-8.4
106	Pembuatan produk bijian, kanji dan produk berkanji	3.3	-2.2	0.5	p	1.8	-1.0	0.1	-1.1	4.8	2.7	-4.0
	10611 Pengilangan beras & 10613 Pengilangan tepung Industri lain	4.8	-2.8	3.3	1.3	0.9	-2.2	0.7	-0.6	8.2	5.3	-4.9
		0.6	-1.9	-1.6	0.2	2.1	0.9	-0.4	-2.8	1.6	-0.9	-3.2
		12.4	0.2	-4.7	-2.0	6.8	-4.4	-0.6	6.1	0.9	8.5	-3.2
107	Pembuatan produk makanan lain	4.2	0.8	0.6	4.4	2.6	1.7	1.5	4.3	0.5	1.7	-1.4
	10711 Pembuatan biskut dan cookies & 10712 Pembuatan roti, kek dan produk bakeri lain	-1.1	-1.5	7.2	8.8	2.0	3.7	2.6	2.0	3.7	3.5	-4.0
	10713 Pembuatan produk snek & 10721 Pembuatan gula	-3.6	2.3	0.9	1.4	-8.1	4.5	4.1	3.7	-3.3	-3.9	-0.7
	10721 Pembuatan gula & 10731 Pembuatan produk koko	7.0	4.4	-2.9	2.0	6.2	5.2	2.3	2.4	2.0	6.7	-9.8
	10731 Pembuatan produk koko & 10732 Pembuatan coklat dan produk coklat	3.7	-4.4	1.7	6.2	12.4	-6.1	-4.0	-8.6	-5.3	1.8	4.4
	10732 Pembuatan coklat dan produk coklat & 10733 Pembuatan konfeksi gula	6.3	13.9	-6.1	7.1	11.6	-2.6	-5.2	3.9	-0.7	10.2	-7.1
	10733 Pembuatan konfeksi gula & 10793 Pembuatan sos dan bahan perasa	6.2	0.9	-2.4	3.8	12.1	-0.2	0.3	4.9	-2.5	6.6	0.4
	10793 Pembuatan sos dan bahan perasa & 10799 Pembuatan produk makanan lain t.t.t.l. Industri lain	6.2	-2.5	6.5	10.4	-8.1	-0.7	-1.1	5.8	5.0	-8.8	-0.9
		12.8	3.7	-1.9	7.4	13.2	1.7	4.0	9.8	2.4	5.8	1.0
		8.4	-1.0	-0.5	2.8	6.9	0.7	0.02	4.0	1.6	4.8	-1.1
108/ 10800	Pembuatan makanan haiwan tersedia	-1.0	-0.6	1.6	4.5	-3.5	-0.7	0.5	6.2	1.2	-13.6	-0.2
110	Pembuatan minuman ringan	-3.0	-7.3	-1.1	12.9	-2.4	-3.2	0.1	11.9	-1.4	-7.2	1.1
	11041 Pembuatan minuman ringan & 11042 Pengeluaran air mineral semulajadi dan minuman lain yang dibotolkan Industri lain	-6.3	-5.9	0.6	15.5	-4.1	-1.2	1.0	15.5	-2.9	-10.4	1.9
		7.9	-5.2	-4.0	6.0	4.6	-7.1	-2.7	2.7	1.9	4.3	-1.4
		-5.6	-23.8	-5.8	12.9	-9.7	-8.9	1.1	6.4	5.4	-11.8	2.4
120/ 12000	Pembuatan produk tembakau	-0.1	-15.7	-1.5	21.1	0.3	-14.9	0.5	21.1	0.9	-16.4	6.7
131	Pemintalan, penenunan dan penyiapan tekstil	-2.0	-1.7	-2.7	10.4	0.9	-1.2	1.8	4.2	-8.7	-3.4	-0.3
	13110 Penyediaan dan pemintalan gentian tekstil & 13120 Penenunan tekstil	-1.3	-0.9	-4.6	8.7	2.6	-2.2	2.4	5.1	-9.7	-0.7	0.8
	13132 Pewarnaan, pelunturan, percetakan dan penyiapan akhir benang dan fabrik Industri lain	-3.5	-3.0	2.0	14.4	-2.8	0.9	1.1	2.2	-7.5	-9.5	-2.5
		-1.1	-6.9	-3.8	7.0	4.0	-1.2	-6.6	2.1	5.1	4.9	-2.3
139	Pembuatan tekstil lain	-1.2	-0.5	1.6	2.2	-6.4	-1.1	2.7	3.4	7.0	-4.5	-3.1
	13910 Pembuatan fabrik dikait dan dikrusye Industri lain	-8.8	3.7	4.1	4.7	-15.1	-7.0	0.6	7.4	-5.9	-13.7	0.4
		2.9	-2.4	0.4	0.9	-1.6	1.7	3.5	1.7	12.6	0.6	-4.8
141	Pembuatan pakaian, kecuali pakaian berbulu	-4.7	-7.6	-0.9	12.2	1.0	-5.9	0.6	11.7	0.3	-4.7	-6.8
	14102 Pembuatan pakaian Industri lain	-6.1	-7.3	3.6	10.0	-3.1	-6.3	1.5	14.2	-0.9	-7.6	-8.4
		-1.4	-8.4	-10.5	17.9	10.6	-5.1	-1.2	6.5	2.8	2.0	-3.3
142 & 143	Pembuatan artikel daripada kulit bulu dan pakaian yang dikait dan dikrusye	-3.7	-3.6	-13.0	7.3	7.0	2.9	-6.6	-3.1	1.4	7.4	-15.1
151 (15110 & 15120)	Penyamakan dan pembersihan kulit, pembuatan bagasi, beg tangan, pelana dan abah-abah pembersihan dan pewarnaan bulu	-2.0	-3.4	-4.3	11.3	-3.3	-3.8	2.0	7.5	-1.0	-0.5	-3.3
152	Pembuatan kasut	2.3	-6.7	-4.5	15.0	3.3	-3.4	-2.6	6.5	5.8	1.7	-0.9
	15201 Pembuatan kasut kulit & 15203 Pembuatan kasut getah Industri lain	1.4	-7.2	-4.3	17.9	2.2	-2.8	-2.0	6.7	4.1	0.8	-1.6
		4.6	-5.3	-4.9	7.9	6.4	-4.9	-4.1	5.9	10.4	4.3	0.8
161/ 16100	Pengilangan dan pengetaman kayu	-7.5	-6.2	4.5	4.8	-4.1	-5.3	-2.3	0.9	4.7	-5.3	1.5

2022															2023			Group Description/Period
Mac	Apr.	Mei	Jun	Jul.	Ogo.	Sep.	Okt.	Nov.	Dis.	Jan.	Feb.	Mac	Apr.	Mei				
-2.2	2.3	2.5	-1.9	-0.3	1.7	1.4	0.7	9.3	14.2	-1.9	-8.0	-1.2	4.4	2.6	Processing and preserving of meat			
-0.3	0.6	0.6	-0.4	1.4	-0.5	0.6	3.7	0.3	0.4	1.8	-1.1	-0.2	-2.0	3.3	Processing and preserving of fish, crustaceans and molluscs			
															<i>Canning of fish, crustaceans and molluscs</i>			
-1.4	1.1	0.0	0.8	-0.3	-1.2	1.1	4.8	1.7	1.4	1.6	-1.1	0.1	-2.5	3.7	<i>Processing, curing and preserving of fish, crustacean and molluscs</i>			
4.2	-1.4	3.0	-4.8	8.3	2.1	-1.4	-0.6	-5.3	-3.6	2.5	-1.4	-1.6	0.4	1.3	<i>Other industry</i>			
1.2	0.4	2.5	-0.1	0.6	-0.5	0.1	0.5	0.7	1.1	8.4	3.6	1.9	4.1	1.0	Processing and preserving of fruits and vegetable			
															<i>Pineapple canning</i>			
-7.3	-0.8	11.9	5.7	3.3	0.5	-1.8	0.05	1.7	5.5	12.4	12.8	4.7	-1.4	2.5	<i>Manufacture of jams, marmalades and table jellies</i>			
1.7	0.5	2.0	-0.5	0.5	-0.6	0.2	0.5	0.7	0.8	8.1	2.9	1.7	4.5	0.9	<i>Other industry</i>			
-0.1	-0.3	1.0	1.6	1.8	-4.2	2.8	1.1	-1.3	13.9	-5.5	-1.4	-1.2	1.5	0.2	Manufacture of vegetable and animal oils and fats			
															<i>Manufacture of crude and refined vegetable oil</i>			
0.5	1.3	2.2	3.5	1.8	-2.5	-1.8	-1.6	1.3	0.0	1.9	-1.5	0.1	1.3	-1.0	<i>Manufacture of compound cooking fats</i>			
0.1	2.4	0.9	1.0	-8.1	1.4	-1.1	-3.5	-0.1	1.6	19.0	-1.4	-0.2	3.7	0.6	<i>Manufacture of coconut oil</i>			
-0.1	-0.5	0.9	1.5	2.1	-4.5	3.3	1.5	-1.6	15.4	-6.8	-1.3	-1.3	1.5	0.3	<i>Other industry</i>			
-0.7	4.4	0.9	-6.4	-0.8	1.3	-1.6	-3.7	3.0	-0.7	3.0	5.7	-3.0	3.3	-0.8	Manufacture of dairy products			
-1.8	4.5	1.6	-7.1	0.6	1.5	-1.4	-5.0	3.5	-1.1	2.6	7.9	-4.4	4.1	-1.5	<i>Manufacture of condensed, powdered and evaporated milk</i>			
8.7	3.8	-3.8	-0.2	-10.9	-0.1	-2.6	7.1	-0.7	2.1	6.2	-9.8	9.2	-2.4	5.2	<i>Other industry</i>			
0.9	2.2	-3.4	-0.2	2.4	1.3	-5.2	0.1	0.8	4.3	1.9	-0.3	-0.3	3.3	-3.3	Manufacture of grain mill products, starches and starch products			
-0.1	1.0	-2.5	0.7	0.5	1.6	-1.1	-0.5	-0.6	1.8	4.1	4.4	0.1	-2.6	-1.6	<i>Rice milling</i>			
2.3	3.5	-4.2	-0.5	3.9	1.6	-10.4	0.1	2.6	6.8	-1.3	-3.0	-0.6	9.9	-5.0	<i>Flour milling</i>			
-1.5	1.9	-4.0	-5.1	6.2	-3.3	1.5	4.1	0.3	5.6	8.5	-14.7	-2.1	6.5	-3.7	<i>Other industry</i>			
4.4	-2.1	1.0	2.2	-1.6	0.7	2.5	-0.3	1.9	4.1	-0.9	-2.8	0.01	-1.2	1.6	Manufacture of other food products			
3.8	0.3	1.9	3.1	-2.3	3.0	1.1	-1.3	2.5	-0.1	4.4	-1.9	-0.6	1.1	3.2	<i>Manufacture of biscuits and cookies</i>			
1.2	1.3	4.0	-0.2	-1.3	1.1	10.4	-3.8	1.3	-0.5	-0.2	-3.5	-2.6	3.9	2.7	<i>Manufacture of bread, cakes and other bakery products</i>			
6.6	0.5	2.0	7.5	-3.7	0.5	0.8	-0.9	1.2	5.3	-2.7	1.2	0.6	-4.1	-2.2	<i>Manufacture of snack products</i>			
8.6	-13.5	3.2	-2.2	-4.8	1.1	1.5	4.0	-11.6	-18.9	16.9	1.5	-9.2	1.1	8.7	<i>Manufacture of sugar</i>			
8.4	8.9	-19.9	0.8	-0.4	2.9	1.7	1.0	1.4	-0.4	-3.2	4.8	-2.6	14.8	-10.1	<i>Manufacture of cocoa products</i>			
															<i>Manufacture of chocolate and chocolate products</i>			
14.3	-10.0	0.9	3.0	-1.1	0.3	-3.3	1.5	1.3	13.8	-10.0	-1.6	0.7	-9.5	0.4	<i>Manufacture of sugar confectionery</i>			
4.7	-6.0	1.7	4.8	-4.6	0.4	-1.0	1.1	0.2	14.9	-8.3	-2.5	19.3	-6.7	-4.0	<i>Manufacture of sauces and condiments</i>			
2.0	-0.8	-0.6	3.7	0.2	0.1	4.7	2.6	5.6	-0.01	7.8	-9.8	-0.6	-1.5	6.4	<i>Manufacture of other food products n.e.c.</i>			
3.7	-2.3	0.5	1.7	-1.1	0.02	-0.5	0.6	2.6	6.1	-1.3	-1.3	-2.9	-1.5	1.9	<i>Other industry</i>			
-0.2	-1.3	1.2	0.1	0.6	-0.2	-1.2	-0.1	0.2	21.3	-13.8	7.9	-4.7	-2.9	4.2	Manufacture of prepared animal feeds			
-4.7	2.6	-3.8	-1.0	-1.1	1.6	6.6	-0.04	5.2	9.4	-6.8	-2.6	-0.2	1.6	-3.3	Manufacture of beverages			
-5.6	4.3	-2.2	-1.8	-1.6	2.9	8.2	-0.2	7.2	11.3	-9.6	-2.9	-0.4	2.5	-2.1	<i>Manufacture of soft drinks</i>			
-0.6	-1.3	-7.3	-0.7	0.5	-2.3	4.0	0.1	0.3	1.6	1.5	-3.3	4.4	-0.5	-7.4	<i>Production of natural mineral waters and other bottled waters</i>			
-12.0	1.1	-6.9	6.7	-2.1	2.4	-0.8	1.3	-0.4	15.1	-1.2	2.7	-12.6	-1.2	-1.7	<i>Other industry</i>			
-5.0	-13.9	0.0	0.2	-0.01	-3.7	8.7	4.7	2.2	27.6	-17.0	7.0	-3.6	-10.5	-1.3	Manufacture of tobacco products			
-1.3	-2.0	2.8	-0.2	-0.4	0.4	3.3	0.3	0.8	3.0	-7.1	-6.6	1.7	0.1	3.9	Spinning, weaving and finishing of textiles			
															<i>Preparation and spinning of textile fibres</i>			
-1.4	-3.1	2.7	-0.5	-0.4	0.4	6.1	-0.2	1.1	1.5	-5.6	-10.5	5.0	1.6	5.6	<i>Weaving of textiles</i>			
-1.1	0.2	2.9	1.0	-0.2	0.8	-2.5	1.5	-0.2	7.0	-10.6	1.0	-4.8	-2.1	-0.5	<i>Dyeing, bleaching, printing and finishing of yarns and fabrics</i>			
-0.1	0.3	3.4	-8.3	-1.9	-1.5	2.5	0.9	2.5	-4.4	-0.8	12.8	-0.8	-13.0	6.4	<i>Other industry</i>			
-1.6	0.1	2.1	-1.2	2.4	-0.01	1.2	0.8	2.6	-0.1	6.7	-1.8	2.0	1.4	1.8	Manufacture of other textiles			
-8.8	-2.5	3.1	-2.1	0.9	0.1	0.3	3.3	6.1	-1.0	-6.5	0.1	-2.1	8.7	2.2	<i>Manufacture of knitted and crocheted fabrics</i>			
2.0	1.2	1.6	-0.9	3.1	-0.03	1.5	-0.2	1.2	0.3	12.5	-2.5	3.6	-1.1	1.7	<i>Other industry</i>			
-0.1	-1.2	-0.1	-7.2	4.9	-0.2	3.2	-0.6	9.2	11.1	-4.5	-7.2	0.5	0.5	-0.9	Manufacture of wearing apparel, except fur			
0.1	-1.5	1.1	-7.8	6.2	-1.0	4.0	-0.6	9.8	15.8	-6.9	-9.0	-0.2	1.1	-1.3	<i>Manufacture of clothings</i>			
-0.3	-0.4	-2.3	-5.9	2.3	1.3	1.6	-0.7	7.8	1.1	1.1	-3.1	1.9	-0.8	-0.1	<i>Other industry</i>			
3.9	1.6	7.0	-0.4	-0.8	-11.5	-0.1	-1.1	0.8	5.4	4.0	-10.3	2.8	2.7	0.8	Manufacture of articles of fur, knitted and crocheted apparel			
															<i>Tanning and dressing of leather; manufacture of luggage, handbags, saddlery and harness; dressing and dyeing of fur</i>			
-0.9	-1.6	0.4	-2.2	-4.2	9.4	4.4	-0.2	1.1	3.0	-2.0	-2.4	1.0	0.6	0.2	Manufacture of footwear			
															<i>Manufacture of leather footwear</i>			
-1.8	0.4	-0.5	-3.4	-4.8	5.5	5.2	-0.1	-0.8	6.1	0.8	0.5	-2.1	-2.6	0.5	<i>Manufacture of rubber footwear</i>			
2.0	-1.3	-5.5	-4.4	-4.0	5.2	4.3	0.8	2.4	-3.1	10.4	2.1	-0.1	-2.8	1.8	<i>Other industry</i>			
-5.1	-0.9	-2.4	0.3	-2.0	-0.7	2.2	-0.4	-1.1	2.4	2.9	2.5	-3.2	-1.8	-1.9	Sawmilling and planning of wood			

Jadual Table **1.6c** : Gaji dan Upah yang Dibayar Sektor Pembuatan Mengikut Kumpulan: Perubahan Peratusan Bulanan/Suku Tahunan
 : Salaries and Wages Paid of Manufacturing Sector by Group: Monthly/Quarterly Percentage Change

Kod Kumpulan Group code	Keterangan Kumpulan/Tempoh	2021				2022				2023		
		Q1	Q2	Q3	Q4	Q1	Q2	Q3	Q4	Q1	Jan.	Feb.
162	Pembuatan produk daripada kayu, gabus, jerami dan bahan jalinan lain	3.3	-2.2	5.4	6.5	0.4	-1.8	2.2	2.9	2.5	0.7	-2.5
16211	Pembuatan kepingan venier dan papan lapis	-1.1	-3.2	11.3	9.3	-4.8	-3.5	6.8	3.8	-3.7	-5.5	-1.9
16212	Pembuatan papan partikel dan papan gentian	3.1	3.0	2.2	12.5	8.4	0.3	-2.6	-0.01	10.8	6.3	-1.4
16221	Pertukangan kayu untuk jurubina	12.2	-0.7	-1.2	-0.9	6.4	-0.2	-0.4	2.8	11.9	7.1	-1.5
	Industri lain	5.4	-5.0	0.5	2.7	2.8	-0.5	-3.1	2.8	2.8	7.9	-6.7
170	Pembuatan kertas dan produk kertas	7.6	-0.6	-1.4	4.6	1.2	-1.5	0.7	4.1	1.3	-0.05	2.1
17010	Pembuatan pulpa, kertas dan kertas tebal	-2.1	0.9	4.2	11.8	-1.0	1.5	1.6	0.03	-12.3	1.3	0.5
17020	Pembuatan kertas gelugur dan kertas tebal dan bekas daripada kertas dan kertas tebal	7.7	2.6	-4.4	3.5	-1.7	2.6	3.1	4.0	2.6	2.0	-5.1
17091	Pembuatan sampul surat dan kad surat	3.8	3.6	0.9	-1.5	-8.8	-2.2	2.3	1.2	-3.0	-3.9	-6.9
17092	Pembuatan kertas kegunaan rumah dan pembersih peribadi	1.4	1.4	-3.1	2.2	12.4	-4.9	-2.8	3.8	15.5	-4.0	30.4
17093	Pembuatan kertas bergam atau pelekat yang berjalur atau bergulung dan label dan kertas dinding	-3.3	-13.9	5.3	3.7	-6.1	-11.4	-2.2	7.0	-6.8	-6.4	0.7
	Industri lain	18.6	1.4	-3.4	5.9	9.9	-0.8	-0.3	7.3	1.8	6.0	-5.3
181 & 182	Percetakan, aktiviti perkhidmatan berkaitan percetakan dan penerbitan semua media rakaman	5.8	-1.9	-7.7	6.2	5.3	-1.3	-3.2	6.1	3.4	-1.2	-4.7
18110	Percetakan	5.2	-0.6	-8.0	6.2	4.8	0.2	-3.6	6.2	2.5	-2.3	-4.8
18120	Aktiviti perkhidmatan berkaitan percetakan &	9.0	-8.4	-6.0	6.4	8.4	-9.1	-0.7	5.5	8.0	4.3	-4.2
18200	Penerbitan semua media rakaman											
192 (19201 & 19202)	Pembuatan produk petroleum bertapis	0.0	-15.4	8.2	9.9	1.2	-15.4	8.5	8.3	8.2	-10.8	-0.7
201	Pembuatan kimia asas, baja dan sebatian nitrogen, plastik dan getah sintetik dalam bentuk primer	5.2	-2.2	5.4	-2.8	4.4	-1.5	2.6	0.6	6.3	-2.4	1.7
20111	Pembuatan gas perindustrian atau perubatan bukan organik dalam bentuk cecair atau mampat	14.3	1.0	2.7	2.9	24.5	-0.1	5.0	-3.2	21.2	20.6	2.3
20112	Pembuatan kimia organik asas &	5.7	-2.4	9.5	-4.3	5.4	-2.4	5.8	-0.1	5.7	0.1	0.7
20113	Pembuatan sebatian bukan organik											
20121	Pembuatan baja &	10.5	-5.6	0.7	-9.8	4.4	-7.3	-0.7	2.7	-1.5	-9.9	10.2
20129	Pembuatan produk campuran nitrogen											
20131	Pembuatan plastik dalam bentuk primer	0.0	-1.6	1.9	1.3	-3.8	1.5	-3.3	2.4	5.8	-11.3	-0.2
	Industri lain	4.9	1.7	-3.8	0.8	11.3	3.7	2.3	0.9	1.9	5.7	4.7
202 & 203	Pembuatan produk kimia lain dan serat buatan manusia	4.5	-8.2	-4.8	8.6	3.4	-7.3	0.4	4.5	3.1	-4.5	-1.2
20210	Pembuatan racun perosak dan produk agrokimia lain	34.1	-3.4	-2.2	-4.8	18.1	-0.7	-8.0	4.5	11.8	21.6	-10.2
20221	Pembuatan cat, varnis dan penyadur dan mastik	8.6	-10.6	0.3	5.8	14.0	-13.7	0.6	8.8	14.0	14.8	-11.2
20222	Pembuatan dakwat cetak	0.2	-12.6	-6.7	2.7	-5.3	-7.3	-2.1	2.1	-6.2	-7.4	-2.1
20231	Pembuatan sabun dan bahan pencuci, penyediaan membersihkan dan mengilat &	2.2	-13.2	-6.1	4.8	5.5	-14.0	2.0	6.6	10.1	-10.7	9.4
20232	Pembuatan pewangi dan penyediaan dandanan diri											
20291	Pembuatan plat fotografi, filem, sensitized paper dan other sensitized unexposed materials &	0.6	-0.9	-5.7	20.5	-4.0	-0.1	2.3	2.1	-8.0	-10.8	-3.7
20292	Pembuatan dakwat menulis dan melukis &											
20299	Pembuatan produk kimia lain t.t.t.l.											
	Industri lain	2.0	2.2	-4.1	-0.3	5.6	6.1	-1.2	-5.9	4.0	5.7	0.7
210	Pembuatan produk farmaseutikal, kimia perubatan dan botani	-1.9	8.9	1.7	3.0	-4.5	8.7	3.3	4.4	-10.7	-10.3	-2.3
21001	Pembuatan bahan aktif ubat-ubatan untuk digunakan oleh bidang farmakologi dalam pembuatan ubat-ubatan	-2.6	8.7	-0.7	6.1	-6.1	8.9	2.3	7.0	-12.8	-12.5	-3.5
	Industri lain	1.2	9.8	11.3	-8.2	1.8	8.0	6.9	-5.3	-2.1	-0.1	2.2
221	Pembuatan produk getah	-6.2	15.3	4.9	-9.9	-6.4	13.3	2.5	-7.9	-6.0	-4.9	-3.9
22111	Pembuatan tayar getah untuk kenderaan	-7.9	17.7	-1.4	-5.8	-7.0	19.8	7.0	-4.3	15.4	-5.6	-12.4
22112	Pembuatan bunga tayar yang boleh ditukar ganti dan tayar celup	5.1	7.2	-4.2	3.4	1.7	13.9	2.2	0.8	6.8	3.1	-7.9
22191	Pembuatan produk lain daripada getah asli atau sintetik, tidak divulkan, divulkan atau dikeraskan &	4.5	5.1	1.4	-6.8	4.0	8.0	5.7	-6.0	-0.9	-3.1	0.8
22193	Pengilangan semula getah dan prosesan susu getah											
22192	Pembuatan sarung tangan getah	-12.9	32.4	11.2	-15.8	-12.2	19.0	1.4	-11.7	-13.9	-6.2	-5.0
22199	Pembuatan produk getah lain yang t.t.t.l.	1.9	-13.0	-7.7	6.0	1.1	-0.4	0.3	-1.0	-1.9	-3.7	-1.1
222	Pembuatan produk plastik	0.3	6.3	-6.3	0.8	-0.7	8.9	0.0	0.3	-1.2	-2.4	-1.1
22201	Pembuatan produk plastik separa siap &	-4.7	7.6	-6.8	0.9	-4.3	10.7	-0.4	4.7	-1.2	-4.8	1.3
22202	Pembuatan produk plastik siap											
22203	Pembuatan artikel plastik untuk pembungkusan barangan	2.9	14.0	-7.2	0.8	1.1	17.1	0.2	6.5	9.6	-3.1	-7.2
22204	Pembuatan barangan plastik jurubina	5.3	1.4	-15.7	7.4	4.9	4.9	-2.6	4.8	9.2	0.7	-5.5
22205	Pembuatan pinggan mangkuk, peralatan dapur dan barangan tandas daripada plastik	4.9	1.5	-1.3	2.1	2.3	2.3	1.5	-4.7	-0.7	-1.5	0.8
22209	Pembuatan pelbagai produk plastik t.t.t.l.	3.1	2.1	-6.1	0.1	1.1	3.9	0.0	-7.4	-10.3	0.1	0.1
231 (23101 & 23102 & 23109)	Pembuatan kaca dan produk kaca	8.7	6.4	-1.9	13.4	1.8	2.2	4.5	7.6	-4.7	-0.3	-5.6

2022											2023			Group Description/Period	
Mac	Apr.	Mei	Jun	Jul.	Ogo.	Sep.	Okt.	Nov.	Dis.	Jan.	Feb.	Mac	Apr.		Mei
-0.3	-0.7	0.9	-1.9	2.5	0.6	0.8	0.6	0.6	3.2	0.3	0.4	-1.0	-0.8	0.7	Manufacture of products of wood, cork, straw and plaiting materials
-1.1	-2.8	1.9	-1.6	4.4	3.2	1.9	-0.6	2.3	1.5	-6.2	2.3	-1.8	-1.4	2.1	Manufacture of veneer sheets and plywood
1.8	1.0	-1.6	-1.2	-0.4	-0.7	-1.3	-0.3	0.5	3.4	9.5	-0.8	-2.0	-0.6	-1.3	Manufacture of particle board and fibreboard
-1.3	2.0	0.3	-3.0	3.8	-3.1	-0.2	3.7	-5.0	11.7	7.3	-1.3	-1.4	2.3	-1.5	Manufacture of builders' carpentry
1.3	0.8	1.3	-1.9	-1.8	-1.1	0.7	1.5	2.7	-2.0	3.2	-1.3	2.8	-3.3	1.4	Other industry
-1.9	-0.8	-0.8	1.4	-1.0	0.8	1.6	0.7	0.4	5.2	-3.4	3.0	-2.0	-3.8	-0.8	Manufacture of paper and paper products
-1.5	-2.4	4.5	5.4	-2.5	-0.4	-1.4	3.9	-1.4	-5.4	-13.5	12.6	-7.2	-8.5	-13.8	Manufacture of pulp, paper and paperboard
-0.2	3.8	0.4	1.3	-0.9	3.5	1.9	-0.5	2.1	1.9	1.8	-1.6	-0.1	-1.1	2.0	Manufacture of corrugated paper and paperboard and of containers of paper and paperboard
-1.4	-1.7	4.5	-0.2	1.1	-1.2	2.4	0.1	-1.9	3.6	-4.1	-1.9	2.4	-1.4	-0.1	Manufacture of envelopes and letter-card
-6.5	-3.1	-8.4	0.8	0.3	-2.5	3.3	-0.6	-3.1	15.9	-2.3	15.4	-4.7	-11.4	-0.9	Manufacture of household and personal hygiene paper
-1.7	-10.1	-1.5	1.2	-3.7	-0.6	5.0	3.0	1.3	-0.5	-5.5	-1.2	-2.1	-1.2	0.04	Manufacture of gummed or adhesive paper in strips or rolls and labels and wall paper
-0.1	1.0	1.1	-1.9	1.2	-0.1	-1.5	0.2	1.8	20.8	-8.7	-3.0	0.5	1.2	1.0	Other industry
2.0	-2.1	1.9	-0.4	-2.7	0.2	-2.9	3.2	3.8	6.6	0.8	-5.3	2.2	-0.3	3.4	Printing, service activities related to printing and reproduction of recorded media
2.7	-1.2	2.1	-0.2	-3.2	-0.1	-2.8	3.4	3.2	7.3	-0.6	-5.0	2.6	0.9	2.7	Printing
-1.9	-6.7	0.9	-1.7	0.1	1.7	-3.2	1.7	6.6	2.9	8.7	-6.7	-0.1	-6.8	7.5	Service activities related to printing
															Reproduction of recorded media
16.9	-25.1	-0.1	7.4	-0.4	0.9	10.2	-0.5	-4.8	16.1	-4.7	-1.5	17.2	-24.6	-0.5	Manufacture of refined petroleum products
5.2	-5.4	-2.3	5.1	1.4	-1.8	-0.7	0.3	-0.6	5.3	1.0	-1.0	8.0	-7.2	-9.0	Manufacture of basic chemicals, fertilizer and nitrogen compounds, plastics and synthetic rubber in primary forms
0.1	-0.9	-3.3	6.6	-0.5	5.1	-3.4	1.3	-5.7	0.1	6.4	20.6	5.9	-17.1	-0.4	Manufacture of liquefied or compressed inorganic industrial or medical gases
2.5	-5.3	-2.6	8.5	2.2	-1.5	-0.2	0.3	-3.0	7.0	2.2	-3.1	5.9	-5.2	-14.6	Manufacture of basic organic chemicals
															Manufacture of inorganic compounds
															Manufacture of fertilizers
10.4	-16.5	1.4	-0.1	1.8	-4.4	0.4	-0.3	1.7	9.6	-4.9	-10.0	12.1	-5.8	-0.2	Manufacture of associated nitrogen products
11.4	-3.6	-3.2	0.9	0.1	-3.7	-1.1	0.1	5.5	2.3	-1.9	-0.1	13.7	-8.3	-3.1	Manufacture of plastics in primary forms
0.2	1.8	0.4	0.0	3.5	-2.0	0.2	-0.04	-0.3	4.9	5.8	-7.9	-4.3	1.2	-16.0	Other industry
2.1	-6.2	-3.3	-0.1	3.2	-1.5	-1.4	0.03	0.8	16.3	-7.8	2.5	-1.5	-2.8	-2.4	Manufacture of other chemical products and man-made fibres
22.8	-1.0	-11.9	-3.9	1.0	-8.2	10.8	-0.6	2.0	-0.5	2.8	0.8	23.6	-2.0	1.2	Manufacture of pesticides and other agrochemical products
1.2	-5.7	-9.0	1.9	3.5	-1.7	0.8	2.3	0.4	18.2	-1.4	12.5	-12.6	1.9	-2.9	Manufacture of paints, varnishes and similar coatings ink and mastics
1.8	-3.3	-5.3	-3.3	1.3	1.3	-0.8	1.3	-0.4	3.6	-7.7	-2.5	3.5	-3.7	2.0	Manufacture of printing ink
															Manufacture of soap and detergents, cleaning and polishing preparations
-0.4	-14.6	-3.7	1.7	0.8	3.2	-2.2	-1.9	1.6	23.8	-10.1	11.8	-4.5	-5.6	-4.3	Manufacture of perfumes and toilet preparations
															Manufacture of photographic plates, films, sensitized paper and other sensitized unexposed materials
-0.3	-0.1	2.5	-0.4	6.4	-4.4	-4.6	0.8	0.4	17.6	-11.4	-9.8	-0.5	-2.2	-2.9	Manufacture of writing and drawing ink
															Manufacture of other chemical products n.e.c.
-0.3	3.2	5.0	-1.5	-1.4	1.6	-4.4	-1.6	-1.8	-2.1	6.1	6.6	-12.3	4.2	3.5	Other industry
0.0	12.7	-4.5	0.7	2.3	3.5	-0.8	2.3	-5.1	15.2	-14.2	-5.5	0.5	9.7	-4.9	Manufacture of pharmaceuticals, medicinal chemical and botanical products
															Manufacture of medicinal active substances to be used for their pharmacological properties in the manufacture of medicaments
1.0	12.8	-4.6	0.5	1.5	3.3	-0.3	4.3	-6.6	19.6	-17.0	-6.8	0.9	10.5	-7.2	Other industry
-3.7	12.4	-4.1	1.6	5.5	4.0	-2.7	-5.0	1.3	-1.8	-1.0	-0.2	-0.6	7.1	3.7	Other industry
0.7	4.6	9.0	9.1	-4.1	-0.4	-4.3	-4.0	0.03	-3.2	-5.6	2.1	1.3	0.6	3.2	Manufacture of rubber products
18.5	-0.7	18.9	0.6	-0.7	4.6	-3.8	-3.5	1.4	-1.9	22.3	-3.8	-7.2	12.8	-1.0	Manufacture of rubber tyres for vehicles
23.6	0.4	1.0	2.8	-2.1	3.2	-0.1	1.7	-1.2	-3.2	0.8	0.5	25.2	-5.5	4.2	Manufacture of interchangeable tyre treads and retreading rubber tyres
															Manufacture of other products of natural or synthetic rubber, unvulcanized, vulcanized or hardened
5.2	2.7	0.7	3.0	1.7	1.7	1.8	-8.7	-0.01	3.4	-6.2	1.0	7.7	1.7	-2.0	Rubber remilling and latex processing
-2.8	6.0	16.4	14.2	-7.1	-3.1	-7.2	-4.0	0.7	-7.9	-12.1	6.5	-3.0	0.3	8.7	Manufacture of rubber gloves
-4.0	5.8	-6.3	4.1	-1.5	3.2	-2.3	-0.1	-2.3	3.5	-3.9	-3.2	8.2	-6.1	-2.3	Manufacture of other rubber products n.e.c.
6.9	3.7	2.8	-2.9	-0.4	2.4	-0.4	-0.7	-1.8	5.2	-2.9	-2.9	2.9	3.7	-0.4	Manufacture of plastics products
															Manufacture of semi-manufactures of plastic products
5.0	5.2	6.6	-8.1	0.7	5.1	-2.2	1.5	-0.03	8.9	-3.9	0.8	-9.9	7.9	-0.5	Manufacture of finished plastic products
23.6	4.0	2.4	-3.0	0.8	2.0	-2.1	6.4	-0.9	4.3	4.5	-7.6	23.7	-1.4	0.7	Manufacture of plastic articles for the packing of goods
9.1	1.9	1.9	-6.4	0.5	0.4	1.2	1.5	-1.5	10.1	0.5	-1.2	9.9	1.3	11.0	Manufacture of builders' plastics ware
4.7	-0.5	-0.7	-0.1	0.4	1.9	0.4	-2.7	-5.7	2.7	-2.0	1.2	2.1	0.4	-0.5	Manufacture of plastic tableware, kitchenware and toilet articles
-0.3	3.1	0.1	2.5	-2.5	0.2	2.4	-7.4	-3.5	2.1	-8.0	-4.4	1.0	5.3	-2.1	Manufacture of diverse plastic products n.e.c.
1.4	-0.1	7.0	-3.4	2.4	-0.8	8.3	-0.5	0.5	7.6	-4.1	-7.8	-0.8	0.6	3.6	Manufacture of glass and glass products

Jadual Table **1.6c** : Gaji dan Upah yang Dibayar Sektor Pembuatan Mengikut Kumpulan: Perubahan Peratusan Bulanan/Suku Tahunan
 : Salaries and Wages Paid of Manufacturing Sector by Group: Monthly/Quarterly Percentage Change

Kod Kumpulan Group code	Keterangan Kumpulan/Tempoh	2021				2022				2023		
		Q1	Q2	Q3	Q4	Q1	Q2	Q3	Q4	Q1	Jan.	Feb.
239	Pembuatan pengeluaran galian bukan logam t.t.t.l.	-1.0	-0.2	-3.3	4.4	0.1	2.0	-0.4	2.0	-3.4	-2.2	-2.2
23911	Pembuatan mortar refraktori dan konkrit											
&												
23921	Pembuatan seramik bukan refraktori	-6.0	-1.0	-1.5	-8.0	-12.9	5.3	1.6	2.3	-7.5	-12.5	-0.6
23930	Pembuatan produk porselin dan seramik lain	-1.9	-7.3	-1.8	6.0	8.9	-1.6	-2.2	-2.0	-10.0	-0.3	9.9
23941	Pembuatan simen hidraulik	0.0	6.0	-11.0	3.8	-1.6	0.3	-2.5	3.7	3.6	2.4	-12.1
23951	Pembuatan konkrit dan mortar siap bancuh dan bancuhan kering	2.7	0.8	-1.6	4.6	2.8	2.2	1.0	-1.2	-5.2	-3.6	-3.5
23952	Pembuatan konkrit pratuangan, simen atau artikel batu buatan yang digunakan dalam pembinaan;											
&												
23953	Pembuatan komponen struktur pasang siap untuk bangunan atau kejuruteraan awam dari simen, batu atau konkrit buatan	-1.3	-1.6	-2.4	3.5	0.0	1.1	0.2	1.2	-1.6	3.6	-0.8
&												
23959	Pembuatan artikel konkrit, simen dan plaster lain t.t.t.l.											
23990	Pembuatan produk mineral bukan logam lain t.t.t.l.	-2.0	-4.5	0.0	14.9	0.3	-0.3	-0.8	8.3	-1.0	-10.5	-2.3
	Industri lain	0.1	8.7	-9.1	5.8	5.1	8.4	-3.7	2.9	-7.8	-0.7	-2.6
241 (24101 & 24102 & 24103 & 24104 & 24109)	Pembuatan besi dan keluli asas	5.0	-8.5	-2.8	12.8	6.7	-4.7	-5.7	6.9	5.7	-1.8	-2.3
242 (24201 & 24202 & 24209)	Pembuatan logam asas berharga dan logam bukan ferus lain	4.3	-0.6	-3.1	8.2	-1.6	-7.9	0.1	6.5	9.9	-3.3	-1.7
243	Pengacuan logam	3.1	-5.6	-1.1	5.9	1.0	-5.6	1.4	3.0	-2.3	-0.9	0.7
251 & 252	Pembuatan produk struktur logam, tangki, takungan, penjana wap, senjata dan peluru	-0.3	-7.0	-0.3	5.2	-0.3	-2.7	0.2	4.9	1.9	1.6	-4.1
25113	Pembuatan pintu, tingkap dan bingkai, penutup tingkap dan pintu pagar daripada logam	-5.9	-9.9	-4.1	4.6	-1.2	-4.2	-1.1	7.6	3.6	1.4	-6.4
25119	Pembuatan produk struktur logam lain											
25120	Pembuatan tangki, takungan dan kontena daripada logam	4.8	-1.9	10.0	6.5	-0.3	-1.4	2.5	1.0	-0.7	0.7	-0.8
	Industri lain	16.5	-6.4	-10.4	3.6	3.4	-0.3	-1.9	6.3	2.0	5.1	-3.8
259	Pembuatan lain-lain produk yang direka daripada logam; aktiviti perkhidmatan kerja logam	2.1	-5.6	0.3	9.8	0.5	-4.4	-0.6	4.8	4.6	-2.2	-3.0
25910	Tempaan, tekanan, hentakan dan bentuk gelekkan logam; serbuk metalurgi	3.2	-2.7	-0.9	5.2	-1.4	-3.1	-3.1	3.4	-2.2	-7.6	0.1
25920	Rawatan dan penyalutan logam; menggunakan mesin	5.1	-3.5	-8.1	10.1	3.3	-1.8	-7.1	4.4	1.9	-5.3	1.6
25991	Pembuatan tin untuk produk makanan dan minuman, tiub dan kotak boleh dilipat	-3.8	-9.8	4.6	18.9	-5.6	-2.3	8.4	14.6	-1.3	-8.8	-2.4
25992	Pembuatan kabel, plaited bands (jalur/pita berpintal) dan artikel seumpamanya daripada logam	5.2	-8.4	10.1	18.9	1.5	-7.9	3.2	5.1	5.2	2.0	-2.9
&												
25993	Pembuatan bolt, skru, nat dan produk uliran seumpamanya											
25994	Pembuatan barangan rumah daripada logam	6.8	-3.1	-11.6	-3.3	-0.9	5.5	1.7	-6.3	0.7	-0.1	-7.3
25999	Pembuatan produk lain yang direka daripada logam t.t.t.l.	4.4	-4.0	-3.0	3.6	6.5	-1.4	-1.7	1.3	12.3	3.0	-2.7
	Industri lain	-13.0	-8.3	-0.7	1.9	-13.3	-19.7	-8.9	6.0	15.9	-2.9	-23.2
261	Pembuatan komponen dan papan elektronik	7.2	-3.2	-4.8	9.1	4.1	-5.0	-3.4	7.1	3.2	-5.9	3.9
26101	Pembuatan diod, transistor dan alatan semikonduktor yang seumpamanya											
&												
26102	Pembuatan litar elektronik bersepadu dengan pemasangan mikro	7.7	0.2	-4.0	6.9	1.6	-2.7	-4.1	5.4	2.9	-7.4	1.9
26103	Pembuatan kapasitor dan perintang elektrik											
&												
26104	Pembuatan papan litar bercetak	8.1	-9.5	-6.2	14.8	8.6	-10.0	-1.3	11.1	3.6	-4.1	8.9
&												
26105	Pembuatan komponen paparan											
26109	Pembuatan komponen lain untuk aplikasi elektronik	-6.0	-8.2	-7.9	4.4	9.9	-1.5	-6.6	2.5	5.3	7.0	-4.1
262 (26201 & 26202)	Pembuatan komputer dan kelengkapan peranti	7.1	-6.7	3.5	8.5	-1.6	-0.3	-0.9	7.5	-5.1	-7.3	-3.8
263/ 26300	Pembuatan peralatan komunikasi	-1.5	12.5	-6.9	14.3	6.4	1.1	-4.6	13.0	-0.2	3.2	-0.7
264/ 26400	Pembuatan peralatan elektronik pengguna	-9.2	-3.2	1.1	13.7	5.4	-0.7	4.9	-0.2	-3.9	8.2	-5.2
265	Pembuatan kelengkapan mengukur, menguji, memandu arah dan kawalan; jam tangan dan jam	-0.3	-1.9	2.9	13.7	10.9	11.9	8.8	12.2	-11.6	-6.1	2.3
26511	Pembuatan kelengkapan mengukur, menguji, memandu arah dan kawalan	0.5	-2.4	3.4	13.9	11.7	13.6	9.1	12.8	-12.6	-6.4	3.3
&												
26512	Pembuatan kelengkapan kawalan proses perindustrian											
26520	Pembuatan jam tangan dan jam dan bahagiannya	-7.4	2.9	-1.1	11.8	3.1	-6.2	5.6	4.8	2.7	-3.0	-7.9
266/ 26600	Pembuatan peralatan penyinaran, perubatan elektro dan elektroterapeutik	20.4	15.0	-1.1	-7.8	4.9	4.2	-1.4	1.9	2.3	16.8	-0.5

															Group Description/Period
2022												2023			
Mac	Apr.	Mei	Jun	Jul.	Ogo.	Sep.	Okt.	Nov.	Dis.	Jan.	Feb.	Mac	Apr.	Mei	
3.6	-0.2	0.8	0.1	-0.5	-1.1	1.5	0.5	0.04	2.6	-2.9	-4.4	2.3	-0.2	3.5	Manufacture of non-metallic mineral products
															<i>Manufacture of refractory mortars and concretes</i>
7.0	-3.4	8.6	-3.7	3.6	-3.1	-0.3	1.0	-0.8	9.4	-12.3	-4.1	7.6	-0.7	4.8	<i>Manufacture of non-refractory ceramic</i>
-6.4	-5.6	7.8	1.1	-6.8	1.8	1.0	-0.9	-3.4	-0.4	8.4	-23.6	-0.4	-0.2	8.7	<i>Manufacture of other porcelain and ceramic products</i>
1.9	1.8	3.7	-2.1	-0.8	-5.8	7.6	-2.9	0.9	9.4	2.2	-7.0	-0.4	1.4	6.8	<i>Manufacture of hydraulic cement</i>
8.5	-0.5	-3.0	1.4	0.3	1.5	-0.6	1.5	-6.0	3.8	-3.9	-2.2	-0.8	-0.8	0.9	<i>Manufacture of ready-mix and dry-mix concrete and mortars</i>
															<i>Manufacture of precast concrete, cement or artificial stone articles for use in construction</i>
0.9	-1.0	2.0	1.2	0.6	-3.4	1.4	0.1	5.0	-5.5	3.1	-5.7	4.2	0.3	4.0	<i>Manufacture of prefabricated structural components for building or civil engineering of cement, concrete or artificial stone</i>
															<i>Manufacture of other articles of concrete, cement and plaster n.e.c.</i>
1.6	-6.6	10.0	-0.4	-5.1	0.9	3.2	2.3	-2.0	14.1	-9.9	2.3	-0.3	-6.2	10.1	<i>Manufacture of other non-metallic mineral products n.e.c.</i>
10.1	14.8	-15.6	-0.8	0.8	2.3	1.2	0.1	0.05	3.7	-9.7	-2.9	4.7	6.9	-7.2	<i>Other industry</i>
3.6	-4.0	-2.7	-1.5	-4.9	0.1	2.9	-0.02	0.7	13.1	-0.3	-3.9	0.6	-3.2	-0.3	Manufacture of basic iron and steel
-8.1	-3.3	3.4	-2.5	-1.0	2.0	1.0	2.0	0.2	8.7	3.5	2.9	-4.5	-5.6	0.9	Manufacture of basic precious and other non-ferrous metals
-1.0	-3.6	-1.4	-2.3	3.3	-1.4	3.2	-0.4	0.2	5.0	-0.4	-7.9	0.6	-0.5	-2.3	Casting of metals
-0.8	-0.9	1.4	-2.7	1.8	-2.3	3.9	0.8	2.4	2.1	-0.1	-0.8	1.1	-2.3	2.4	Manufacture of structural metal products, tanks, reservoirs, steam generators, weapons and ammunition
															<i>Manufacture of metal doors, windows and their frames, shutters and gates</i>
-1.1	0.2	0.9	-6.2	2.6	-3.5	8.4	-0.5	3.1	4.7	-1.0	-0.4	2.5	-3.6	2.9	<i>Manufacture of other structural metal products</i>
															<i>Manufacture of tanks, reservoirs and containers of metal</i>
-1.1	-2.3	2.5	0.7	2.0	-1.2	0.2	1.3	0.1	-0.5	0.4	-0.5	-1.3	-0.2	2.3	<i>Other industry</i>
1.6	-1.1	0.4	2.3	-2.2	-0.4	-3.1	4.5	6.7	-1.2	2.5	-3.6	2.0	-2.5	0.3	
-0.2	-4.3	2.1	-1.3	-1.5	1.2	0.9	0.7	1.0	7.0	-0.4	1.3	-2.0	-4.0	2.0	Manufacture of other fabricated metal products; metal working service activities
															<i>Forging, pressing, stamping and roll-forming of metal; powder metallurgy</i>
-2.2	-1.1	1.9	-5.3	-1.1	2.5	-1.8	0.1	-0.8	12.8	-7.3	-2.2	-2.3	-0.4	1.1	<i>Treatment and coating of metals; machining</i>
-3.4	-3.1	3.7	2.1	-8.2	-2.4	0.8	-0.6	2.9	10.1	-5.1	2.2	-4.7	-0.7	-0.9	<i>Manufacture of tins and cans for food products, collapsible tubes and boxes</i>
2.3	-3.6	-0.4	2.7	-1.1	5.7	11.4	-0.9	7.5	2.3	-3.2	-1.4	-2.9	-4.2	3.3	<i>Manufacture of metal cable, plaited bands and similar articles</i>
															<i>Manufacture of bolts, screws, nuts and similar threaded products</i>
-0.1	-12.1	9.5	-1.1	1.8	-1.1	-0.3	3.5	0.5	5.3	-1.4	4.9	-0.8	-5.6	6.0	
7.6	-0.8	5.0	1.8	3.5	-4.1	-5.2	-2.7	0.4	2.8	-0.5	-1.0	-0.2	-0.2	-0.7	<i>Manufacture of metal household articles</i>
0.7	-1.2	1.5	-2.3	-2.2	2.4	-0.1	-0.1	-1.6	5.0	11.3	-2.2	-1.3	-7.2	1.3	<i>Manufacture of any other fabricated metal products n.e.c.</i>
3.8	3.6	-25.1	-0.7	0.2	2.9	-0.9	1.3	0.4	12.0	-5.7	22.0	-1.9	0.02	-7.0	<i>Other industry</i>
-6.6	-1.1	-0.8	-0.5	-4.4	0.5	3.9	-0.5	-0.7	15.6	-7.8	4.6	-2.7	-2.5	0.05	Manufacture of electronic components and boards
															<i>Manufacture of diodes, transistors and similar semiconductor devices</i>
-4.2	-0.8	-0.9	2.6	-6.6	0.6	2.5	-0.5	-1.3	14.7	-7.7	3.0	1.1	-2.4	-3.3	<i>Manufacture of electronic integrated circuits micro assemblies</i>
															<i>Manufacture of electrical capacitors and resistors</i>
-12.7	-1.8	-0.3	-6.1	0.3	0.3	7.5	-0.4	0.4	18.0	-8.6	8.1	-10.3	-2.8	7.1	<i>Manufacture of printed circuit boards</i>
															<i>Manufacture of display components</i>
9.5	-2.0	-2.6	-6.8	-1.2	0.1	-0.05	-0.2	-1.0	9.9	-1.4	0.1	2.0	-1.2	-0.7	<i>Manufacture of other components for electronic applications</i>
4.3	-3.2	2.3	-0.3	-5.2	1.6	8.5	-1.5	-4.8	19.5	-13.3	3.1	-8.7	4.8	5.3	Manufacture of computers and peripheral equipment
1.5	12.1	-16.1	1.0	-1.2	4.4	-2.4	-0.1	23.6	-5.8	-1.1	-3.1	0.8	-4.5	-4.5	Manufacture of communication equipment
-2.9	2.6	-1.1	3.8	-3.4	11.6	-3.8	-0.8	0.1	-1.3	-0.4	-7.3	7.1	-9.6	2.5	Manufacture of consumer electronics
11.6	-4.7	7.7	9.4	-4.2	6.0	1.6	1.5	5.7	10.1	-22.3	4.0	6.5	4.4	9.2	Manufacture of measuring, testing, navigating and control equipment; watches and clocks
															<i>Manufacture of measuring, testing, navigating and control equipment</i>
13.0	-4.7	8.0	10.2	-4.6	6.2	1.7	1.6	6.1	10.0	-23.7	4.7	7.1	5.1	9.9	<i>Manufacture of industrial process control equipment</i>
-3.7	-3.7	4.3	-0.3	2.6	2.8	-0.7	0.3	0.1	11.6	-1.5	-4.6	0.03	-4.0	-0.6	<i>Manufacture of watches and clocks and parts</i>
7.3	-1.8	1.4	1.4	-2.0	-0.4	-1.4	-0.6	-1.6	14.3	-7.7	4.8	-3.0	5.6	-4.5	Manufacture of irradiation, electromedical and electrotherapeutic equipment

Jadual Table **1.6c** : Gaji dan Upah yang Dibayar Sektor Pembuatan Mengikut Kumpulan: Perubahan Peratusan Bulanan/Suku Tahunan
 : *Salaries and Wages Paid of Manufacturing Sector by Group: Monthly/Quarterly Percentage Change*

Kod Kumpulan Group code	Keterangan Kumpulan/Tempoh	2021				2022				2023		
		Q1	Q2	Q3	Q4	Q1	Q2	Q3	Q4	Q1	Jan.	Feb.
267 (26701 & 26702) & 268 (26800)	Pembuatan peralatan optikal, kelengkapan fotografi, media magnetik dan optikal	5.1	-7.8	-2.7	9.6	18.3	8.0	-4.3	-0.8	0.6	-5.1	0.2
271	Pembuatan motor elektrik, penjana, transformer dan perkakasan pengagihan dan pengawalan elektrik	-0.6	-13.2	9.3	7.6	-5.1	-12.0	8.4	1.2	1.8	-5.5	-4.0
27101	Pembuatan motor elektrik, penjana dan transformer	-6.7	8.6	9.9	2.0	-7.6	4.4	4.7	-2.5	-3.9	-3.0	-8.7
27102	Pembuatan perkakasan pengagihan dan pengawalan elektrik	2.1	-22.3	9.0	10.9	-3.7	-20.6	11.0	3.6	5.2	-6.8	-1.5
272/ 27200	Pembuatan bateri dan akumulator	-11.3	8.3	14.1	-3.2	1.2	-3.0	6.7	6.1	4.6	2.5	1.7
273	Pembuatan pendawaian dan peranti pendawaian	3.0	-2.0	4.2	9.1	0.5	0.1	6.9	0.8	-5.4	-6.0	-2.0
27310	Pembuatan kabel gentian optikal	-31.3	11.8	30.0	45.3	-26.4	0.5	20.4	10.1	-16.0	-33.6	-1.3
27320	Pembuatan wayar dan kabel elektronik dan elektrik lain	5.8	-2.8	2.3	6.8	3.1	0.4	6.1	0.5	-4.3	-3.5	-2.3
27330	Pembuatan alatan pendawaian pembawa dan bukan pembawa arus untuk litar elektrik (tanpa mengira jenis bahan)	2.4	1.8	11.7	-1.8	6.2	-8.3	0.9	-10.7	-11.2	7.0	2.6
274/ 27400	Pembuatan kelengkapan pencahayaan elektrik	21.5	12.7	16.3	1.0	1.0	-10.4	16.0	3.2	-8.0	8.1	-10.0
275/ 27500	Pembuatan perkakasan domestik	-0.3	-17.9	-13.9	-9.2	6.3	-4.3	-11.3	-15.5	5.8	3.7	-1.5
279/ 27900	Pembuatan kelengkapan elektrik lain	-5.3	2.5	2.0	13.9	6.6	1.8	9.6	15.9	0.7	-7.2	-0.7
281 & 282	Pembuatan jentera kegunaan umum dan kegunaan khas	1.6	-6.4	-0.7	7.8	1.0	-4.7	1.2	6.1	-0.1	-2.3	-0.9
28120	Pembuatan alat-alat kuasa bendalir &	-9.8	-6.8	-0.1	11.2	-7.5	-0.7	4.5	8.9	-10.1	-19.1	-5.4
28130	Pembuatan pam, pemampat, kepala paip dan injap lain											
28180	Pembuatan alatan tangan yang menggunakan kuasa dilengkapkan dengan motor elektrik atau bukan motor elektrik atau pneumatik &	4.6	-9.2	3.0	13.3	-8.4	-3.6	3.8	5.8	-8.5	-13.5	5.8
28220	Pembuatan jentera pembentukan logam dan alatan mesin											
28192	Pembuatan mesin penyaman udara, termasuk untuk kenderaan bermotor	-0.2	-4.0	4.4	-1.2	4.4	-4.6	9.7	7.2	-8.4	0.8	5.1
28290	Pembuatan lain-lain mesin bertujuan khas t.t.t.l. Industri lain	5.3	-5.4	-6.0	11.5	3.5	-13.5	-8.6	10.9	8.9	-3.9	1.3
		2.2	-6.1	-2.9	6.8	5.7	-3.3	-1.0	4.2	7.2	7.2	-5.9
291 (29101 & 29102)	Pembuatan kenderaan bermotor	1.8	1.5	-3.7	14.2	-0.6	1.7	-3.3	5.1	-8.5	-8.0	2.4
292/ 29200	Pembuatan kerangka (<i>coachwork</i>) untuk kenderaan bermotor; pembuatan treler dan semi treler	4.4	7.3	0.0	6.0	2.4	12.5	2.6	3.4	5.1	-6.0	4.0
293/ 29300	Pembuatan alat ganti dan aksesori untuk kenderaan bermotor	-1.7	-2.9	-8.6	8.8	-2.6	0.5	-4.0	5.3	-1.2	-8.1	2.3
301 (30110 & 30120)	Pembinaan kapal dan bot	8.4	-10.3	-8.6	2.7	10.3	-5.6	-4.1	1.7	11.6	-0.7	1.3
302, 303, 304 & 309	Pembuatan lokomotif keretapi, <i>rolling stock</i> , kapal angkasa dan udara, jentera berkaitan, kenderaan tempur ketenteraan, dan kelengkapan pengangkutan t.t.t.l.	7.5	-1.5	-5.4	5.2	5.5	1.7	-2.1	-0.3	3.1	3.5	3.6
30910	Pembuatan motosikal	13.5	1.7	-4.9	7.8	7.1	3.6	-3.6	-4.3	4.1	3.0	3.4
30920	Pembuatan basikal dan <i>invalid carriages</i> Industri lain	1.2	-7.9	-7.7	-4.3	0.2	-2.1	1.5	6.5	-2.3	9.2	1.8
		-0.3	-4.2	-4.9	5.2	4.7	-1.1	-0.4	6.3	3.8	1.7	5.2
310	Pembuatan perabot	0.9	-6.3	1.4	9.7	2.2	-4.4	-1.0	4.0	5.5	2.1	-1.9
31001	Pembuatan perabot kayu dan rotan Industri lain	-0.5	-6.3	3.2	11.2	3.2	-4.6	0.7	4.5	6.5	2.5	-1.9
		5.4	-6.2	-4.1	4.6	-1.2	-3.8	-7.3	2.1	1.3	0.6	-1.6
321 (32110 & 32120)	Pembuatan barang kemas, <i>bijouterie</i> dan artikel berkaitan	2.1	-9.1	-4.8	16.6	1.4	-7.5	-1.0	11.4	-2.8	-8.6	-4.8
322, 325 & 329	Pembuatan instrumen muzik, peralatan dan bekalan perubatan dan pergigian dan pembuatan lain t.t.t.l.	5.3	-3.2	-0.3	3.8	0.9	-2.8	1.9	-0.4	-2.1	-1.6	-0.8
32901	Pembuatan alat tulis Industri lain	5.5	-1.4	0.3	4.2	1.4	-1.1	-1.7	-4.3	0.4	0.1	0.4
		5.2	-3.6	-0.4	3.7	0.8	-3.2	3.0	0.6	-2.8	-2.0	-1.2
323/ 32300	Pembuatan barangan sukan	5.2	-7.2	-0.3	6.4	-0.1	-4.2	-0.3	8.5	1.5	0.4	-3.3
324/ 32400	Pembuatan permainan dan mainan	-23.3	7.2	43.5	18.7	-12.6	0.3	16.2	2.6	-1.8	-22.7	2.6
331 & 332	Pembaikan pemasangan produk logam, jentera, kelengkapan dan pemasangan jentera perindustrian dan kelengkapan	2.0	-4.0	-3.5	10.8	1.0	-0.9	-5.8	9.8	4.8	0.2	-1.1
33150	Pembaikan dan penyelenggaraan kelengkapan pengangkutan kecuali motosikal dan basikal Industri lain	3.1	-8.3	-2.0	4.5	3.1	-1.6	-7.3	20.0	6.2	0.3	2.5
		1.7	-2.8	-4.0	12.6	0.5	-0.7	-5.4	7.3	4.4	0.1	-1.9
Jumlah Pembuatan		2.0	-1.9	-1.2	5.8	1.4	-0.8	0.2	4.1	0.8	-3.2	-0.8

															(%)
2022												2023			Group Description/Period
Mac	Apr.	Mei	Jun	Jul.	Ogo.	Sep.	Okt.	Nov.	Dis.	Jan.	Feb.	Mac	Apr.	Mei	
40.8	-13.8	-1.2	5.8	-3.7	-4.7	-2.4	-1.8	-0.7	14.6	-9.7	-2.3	11.3	-8.1	-2.9	Manufacture of optical instruments, photographic equipment, magnetic and optical media
-7.2	-12.2	9.0	2.8	2.3	2.5	-1.3	-2.2	-0.6	11.9	-1.7	-6.5	2.4	-9.3	4.8	Manufacture of electric motors, generators, transformers and electricity distribution and control apparatus
-3.1	3.8	7.6	2.7	0.1	1.6	-1.9	0.2	-4.3	2.8	4.8	-12.2	-1.7	3.5	5.1	Manufacture of electric motors, generators and transformers
-9.3	-20.7	10.0	2.8	3.8	3.2	-1.0	-3.8	1.9	17.6	-5.3	-3.0	4.6	-16.0	4.6	Manufacture of electricity distribution and control apparatus
-3.6	-5.4	7.8	-1.9	1.5	6.2	-0.7	1.4	2.3	4.7	-2.7	6.9	-3.1	-6.0	10.2	Manufacture of batteries and accumulators
-1.7	-3.5	7.4	2.0	1.0	3.1	0.1	2.1	-6.0	5.5	-4.8	-0.7	-5.1	-6.1	6.6	Manufacture of wiring and wiring devices
2.2	-9.7	15.5	-0.4	10.1	3.0	7.8	-0.1	-0.7	13.1	-22.4	1.2	-2.3	3.3	17.1	Manufacture of fibre optic cables
-2.0	-2.8	7.1	2.1	0.4	3.1	-0.4	2.4	-6.6	5.9	-3.5	-0.8	-5.4	-6.7	5.3	Manufacture of other electronic and electric wires and cables
-2.8	-8.3	-0.4	3.9	-1.8	2.1	-3.2	0.2	-2.3	-24.4	10.0	-0.2	-2.5	-10.1	17.6	Manufacture of current-carrying and non current-carrying wiring devices for electrical circuits regardless of material
-15.1	-5.1	6.8	14.6	0.04	6.4	-1.1	-2.3	2.2	8.1	-6.3	-3.6	-15.5	-5.3	6.5	Manufacture of electric lighting equipment
-1.9	-19.1	31.0	-0.5	-9.1	-8.3	-14.0	-3.0	-1.8	2.5	1.9	4.8	-1.4	-20.1	44.6	Manufacture of domestic appliances
2.8	-1.5	1.1	2.8	0.5	0.3	19.4	-3.7	1.2	19.2	-6.3	-3.9	-5.4	-10.7	3.8	Manufacture of other electrical equipment
-7.6	1.6	0.0	-2.2	0.6	2.7	1.0	1.5	-1.5	12.2	-4.4	-2.1	-3.6	-2.1	-0.7	Manufacture of general-purpose and special-purpose machinery
1.3	0.8	-0.3	-1.2	3.1	2.9	0.9	1.8	-3.4	23.7	-20.3	-1.5	1.5	2.2	2.5	Manufacture of fluid power equipment
-13.3	3.2	1.8	-0.9	0.3	4.2	1.7	4.1	-3.5	4.7	-8.9	-4.3	4.3	-3.7	2.3	Manufacture of other pumps, compressors, taps and valves
4.7	-10.1	1.8	-0.1	5.3	7.2	-3.5	-0.7	3.2	17.1	-19.8	5.0	-3.6	-16.8	-1.0	Manufacture of power-driven hand tools with self-contained electric or non-electric motor or pneumatic drives
-20.0	8.5	-10.2	-1.7	-4.1	-0.5	1.0	3.2	0.2	20.2	-0.5	0.9	-10.2	2.4	-1.2	Manufacture of metal-forming machinery and machine tools
-6.7	3.8	1.6	-4.0	-0.2	0.8	2.6	0.5	-2.4	9.7	6.9	-4.6	-5.8	2.1	-2.4	Manufacture of air-conditioning machines, including for motor vehicles
-7.5	6.2	0.4	-0.3	-4.5	4.5	-4.7	1.9	-1.2	17.4	-15.3	0.6	-7.9	5.2	2.0	Manufacture of motor vehicles
14.0	1.5	0.3	1.2	0.1	-1.5	8.2	-3.5	0.2	6.2	4.6	-0.8	-8.7	0.6	2.6	Manufacture of bodies (coachwork) for motor vehicles; manufacture of trailers and semi-trailers
-2.9	4.0	-3.8	1.0	-4.7	0.9	2.2	0.4	0.5	8.0	-8.6	3.1	1.6	3.8	1.7	Manufacture of parts and accessories for motor vehicles
20.8	-13.2	-5.4	-1.9	-1.4	-0.04	1.4	0.2	0.1	1.6	2.6	1.7	19.2	-14.9	4.6	Building of ships and boats
2.9	-1.2	1.6	-3.5	-0.6	-1.4	3.7	-0.3	-3.6	1.6	1.5	2.1	0.9	-0.9	0.5	Manufacture of railway locomotives, rolling stock, air and spacecraft, related machinery, military fighting vehicles and transport equipment n.e.c
7.6	-1.7	1.7	-5.2	-1.1	-0.3	2.2	-0.2	-8.9	1.8	3.3	3.7	0.9	1.1	-0.4	Manufacture of motorcycles
-4.7	-1.4	4.0	-2.0	0.5	0.2	2.8	-1.5	8.9	0.5	-6.4	0.7	2.1	-4.4	-1.7	Manufacture of bicycles and invalid carriages
-4.5	0.4	-0.2	0.4	0.2	-5.0	8.3	0.1	2.8	1.9	1.8	-0.6	0.3	-3.7	3.9	Other industry
-0.5	-2.8	0.5	-3.2	-1.0	0.5	4.9	-0.5	-0.1	3.7	5.6	-3.3	-0.7	-3.0	2.8	Manufacture of furniture
-0.3	-3.3	0.8	-3.1	0.1	0.8	5.8	-0.7	-0.2	3.8	7.0	-3.8	-0.7	-3.7	6.1	Manufacture of wooden and cane furniture
-1.5	-0.8	-0.5	-3.5	-5.0	-0.6	1.5	0.1	0.1	3.3	-0.1	-0.9	-0.5	-0.4	-10.6	Other industry
-5.3	-1.6	-1.1	-0.2	-0.6	0.6	-0.9	0.6	2.6	27.7	-15.4	-5.0	2.9	-2.0	-7.9	Manufacture of jewellery, bijouterie and related articles
-1.4	-2.2	0.1	1.8	-0.7	2.2	0.1	-2.2	-0.6	4.2	-2.8	-1.2	-3.2	-0.9	7.3	Manufacture of musical instruments, medical and dental instruments and supplies and other manufacturing n.e.c.
-1.7	1.3	-2.9	1.7	0.1	0.6	-7.0	0.7	-2.1	3.2	-3.8	5.6	-2.4	-6.0	5.5	Manufacture of stationery
-1.4	-3.1	0.9	1.8	-1.0	2.7	2.0	-2.9	-0.2	4.4	-2.5	-2.9	-3.4	0.5	7.8	Other industry
0.4	-4.5	1.9	-0.5	-1.2	2.7	-3.4	10.4	0.8	-2.4	-0.9	5.5	0.2	-8.8	4.6	Manufacture of sports goods
-4.2	-0.7	1.6	6.0	5.8	5.0	4.9	-8.1	2.3	14.6	-12.4	-0.4	6.6	-7.1	8.8	Manufacture of games and toys
2.3	2.3	-4.8	-3.3	-1.6	-0.8	0.4	5.5	4.0	4.0	0.3	0.9	-0.3	1.8	-2.4	Repair of fabricated metal products, machinery and equipment and installation of industrial machinery and equipment
3.2	1.8	-7.9	-2.8	-5.8	3.3	2.8	2.7	17.6	4.7	-4.5	6.0	-4.1	-1.2	-3.2	Repair and maintenance of transport equipment except motorcycles and bicycles
2.0	2.5	-4.0	-3.4	-0.6	-1.8	-0.2	6.3	0.6	3.8	1.7	-0.6	0.9	2.6	-2.1	Other industry
0.5	-1.6	0.9	0.4	-1.4	0.8	1.5	-0.05	0.1	8.5	-4.4	-0.2	0.1	-1.9	1.0	Total Manufacturing

Jadual 2 : Pengeluaran Produk Utama dalam Industri Pembuatan yang Terpilih
Table 2 : Production of Major Products in Selected Manufacturing Industries

Keterangan Produk Product Description	Unit Kuantiti Quantity Unit	2020	2021	2022				
					Jan.	Feb.	Mac	Apr.
Ikan tin Canned fish	Tan Tonne	6,970	6,224	5,751	575	573	681	522
Ikan segar sejuk beku Frozen fish	Tan Tonne	16,658	15,032	15,551	1,054	1,110	990	1,097
Bebola ikan Fish ball	Tan Tonne	6,190	6,716	7,609	530	438	485	613
Sotong sejuk beku Frozen cuttle fish/squid	Tan Tonne	6,679	6,047	6,613	399	392	494	558
Udang geragau/udang sejuk beku Frozen shrimps/prawns	Tan Tonne	19,460	16,140	15,676	1,473	1,386	1,589	1,530
Jem (semua jenis) Jams (all types)	Tan Tonne	7,376	8,082	10,381	709	881	870	732
Minyak kelapa mentah Coconut (copra) oil and its fraction crude oil	Tan Tonne	15,593	16,721	19,293	1,455	1,676	1,795	1,434
Minyak kelapa, ditapis Coconut oil, refined	Tan Tonne	49,268	61,883	77,053	6,412	5,085	5,345	6,100
Lemak doh/shortening Dough fats/shortening	Tan Tonne	191,050	184,620	168,717	19,552	14,868	12,837	13,699
Marjerin Margerine	Tan Tonne	58,569	61,332	64,079	6,406	5,087	4,561	5,021
Minyak masak campuran Blended/deodorised cooking oil	Tan Tonne	423,403	406,788	449,191	29,780	37,100	42,595	44,277
Susu pekat manis Sweetened condensed milk	Tan Tonne	321,036	405,676	431,843	36,651	27,016	30,233	33,676
Minuman susu Milk drinks	Liter ('000) Litres ('000)	93,369	83,078	90,600	6,577	5,534	5,931	6,723
Beras Whole rice	Tan Tonne	679,152	710,685	756,333	62,719	86,662	76,096	75,775
Beras hancur Broken rice	Tan Tonne	65,748	73,238	83,440	6,633	8,311	7,767	7,806
Tepung gandum Wheat flour	Tan Tonne	862,885	993,335	1,003,321	76,997	75,107	76,894	69,242
Roti dan kek Bread and cakes	Tan Tonne	411,561	479,951	483,325	40,182	42,619	41,659	41,458
Mee dan bihun Mee and bihun	Tan Tonne	234,890	249,484	271,986	25,191	23,356	21,334	21,324
Sos dan bahan perasa Sos and flavoring ingredients	Tan Tonne	98,393	80,711	81,282	7,293	6,440	5,603	5,704
Kelapa kering Desiccated coconuts	Tan Tonne	3,208	4,259	4,968	340	346	405	405
Makanan ayam itik campuran Mixed poultry feed	Tan Tonne	2,043,813	1,958,720	2,076,296	189,039	165,455	165,558	161,454
Hidangan ikan Fish meals	Tan Tonne	82,677	119,236	131,999	11,589	11,545	12,402	12,470
Biskut Biscuits	Tan Tonne	173,019	165,062	148,395	12,985	12,194	12,729	12,019
Gula bertapis Refined sugar	Tan Tonne	1,440,768	1,571,056	1,725,619	133,586	126,077	153,348	169,602
Minuman manis berkarbonat Sweet beverages (carbonated)	Liter ('000) Litres ('000)	207,249	219,416	255,335	20,938	20,421	20,969	25,977

2022						2023						
Mei	Jun	Jul.	Ogo.	Sept.	Okt.	Nov.	Dis.	Jan.	Feb.	Mac	Apr.	Mei
467	474	402	466	454	381	366	390	488	500	572	495	498
1,083	1,259	1,425	1,431	1,442	1,674	1,448	1,538	1,226	1,337	1,392	1,395	1,465
725	740	783	783	779	665	547	520	535	439	546	659	751
669	707	602	604	589	606	476	517	512	532	606	568	622
1,505	1,527	927	1,097	1,033	1,110	1,272	1,227	1,454	1,501	1,605	1,543	1,468
851	949	913	927	910	924	936	779	845	1,051	1,125	758	994
1,307	1,824	1,561	1,626	1,700	2,065	1,448	1,402	1,764	1,851	1,874	1,694	1,534
6,544	7,041	5,461	7,061	7,137	7,993	5,711	7,162	6,742	4,833	4,578	5,927	6,469
12,115	13,002	14,810	12,379	13,047	13,647	14,521	14,239	13,952	14,046	11,907	12,140	11,815
4,437	5,019	5,446	5,510	5,408	5,965	5,274	5,944	6,420	6,340	5,231	5,455	5,076
39,192	38,303	38,751	38,748	36,061	36,586	34,407	33,391	31,903	39,165	50,943	41,344	40,776
34,861	39,356	40,104	43,081	41,714	36,625	34,314	34,211	34,290	32,032	33,185	32,398	37,643
7,020	8,066	8,626	9,805	9,598	8,820	7,024	6,876	7,392	7,815	7,351	7,559	8,696
56,749	57,487	53,520	62,190	71,021	58,274	55,550	40,290	52,499	75,233	73,227	56,227	58,584
7,968	6,666	7,139	7,752	6,592	5,715	5,423	5,667	7,044	9,205	10,056	8,589	10,643
84,344	85,019	83,318	88,827	89,810	88,642	95,606	89,514	85,194	80,665	77,355	69,774	78,311
37,177	39,705	40,132	40,138	40,592	39,202	39,753	40,707	46,706	57,507	50,801	46,250	49,754
19,106	21,188	21,416	23,208	22,445	22,881	25,408	25,129	25,519	27,765	24,975	22,304	20,393
5,225	7,011	6,815	7,366	6,968	8,164	7,174	7,518	8,963	8,892	7,094	7,257	5,803
391	449	392	455	479	493	428	384	356	402	456	490	466
147,477	142,203	162,822	165,664	162,459	165,806	211,141	237,218	204,045	172,901	185,917	199,776	187,501
8,885	11,723	11,102	11,823	11,188	9,353	10,448	9,470	10,446	10,098	11,790	13,526	10,074
11,223	12,014	10,375	11,908	11,361	12,906	14,700	13,981	11,277	12,190	12,653	10,471	10,765
148,073	148,564	149,233	137,662	121,436	133,701	159,505	144,831	145,457	154,114	169,973	179,867	180,189
23,604	21,885	20,247	21,243	21,753	17,594	18,229	22,476	23,795	25,078	26,245	28,616	29,377

Jadual 2 : Pengeluaran Produk Utama dalam Industri Pembuatan yang Terpilih
Table 2 : Production of Major Products in Selected Manufacturing Industries

Keterangan Produk Product Description	Unit Kuantiti Quantity Unit	2020	2021	2022				
					Jan.	Feb.	Mac	Apr.
Minuman manis tidak berkarbonat <i>Sweet beverages (non-carbonated)</i>	Liter ('000) <i>Litres ('000)</i>	2,799,877	2,218,416	2,077,269	209,942	211,612	209,735	233,035
Air mineral dan minuman <i>Mineral and drinking water</i>	Liter ('000) <i>Litres ('000)</i>	618,790	612,345	643,820	40,162	55,073	54,827	58,588
Kain kapas <i>Cotton cloth</i>	Meter ('000) <i>Metres ('000)</i>	84,100	72,734	61,170	4,599	5,307	4,513	5,303
Seluar lelaki <i>Pants, males</i>	Bilangan ('000) <i>Number ('000)</i>	8,304	6,035	3,842	452	452	485	507
Kemeja lelaki <i>Shirts, males</i>	Bilangan ('000) <i>Number ('000)</i>	13,937	13,569	14,032	1,271	1,057	935	990
Blaus <i>Blouses</i>	Bilangan ('000) <i>Number ('000)</i>	6,663	4,709	4,341	382	383	398	419
Pakaian perempuan <i>Dresses</i>	Bilangan ('000) <i>Number ('000)</i>	3,704	3,150	2,353	226	222	245	274
Kasut getah (semua jenis) <i>Rubber footwear (all types)</i>	Pasang ('000) <i>Pairs ('000)</i>	2,185	2,045	2,062	161	168	168	174
Kiln kayu kering <i>Kiln dried timber</i>	Tan <i>Tonne</i>	130,342	127,086	151,050	8,264	7,973	10,740	11,878
Kayu gergaji <i>Rubberwood (sawn)</i>	Tan <i>Tonne</i>	145,231	139,692	165,191	9,789	10,735	8,248	10,615
Kepingan venir <i>Veneer sheets</i>	Meter Padu <i>Cubic metre</i>	581,444	394,056	338,186	28,703	28,863	37,663	38,763
Papan gentian berkepadatan sederhana <i>Medium density fibreboard</i>	Meter Padu <i>Cubic metre</i>	3,101,939	2,117,223	2,143,469	233,191	185,859	124,650	145,441
Papan lapis <i>Plywood</i>	Meter Padu <i>Cubic metre</i>	2,767,847	3,438,335	3,956,588	307,464	347,707	452,726	423,959
Ukiran kayu <i>Timber moulding</i>	Meter Padu <i>Cubic metre</i>	70,500	54,406	45,564	4,075	4,083	4,706	5,347
Kayu balak siap <i>Dressed timber</i>	Meter Padu <i>Cubic metre</i>	6,761	7,984	7,617	890	852	812	905
Rak dan beg kertas <i>Sacks and bags of paper</i>	Bilangan ('000) <i>Number ('000)</i>	305,075	355,061	372,939	30,350	28,594	28,900	27,735
Kertas tisu <i>Tissue paper</i>	Tan <i>Tonne</i>	101,978	96,290	95,013	9,051	7,899	6,553	7,904
Kertas napkin <i>Napkin paper</i>	Tan <i>Tonne</i>	9,556	5,355	3,831	545	569	460	492
Kertas tandas <i>Toilet paper</i>	Tan <i>Tonne</i>	102,267	75,508	67,708	7,525	7,051	5,714	6,563
Minyak tanah <i>Kerosene</i>	Tan <i>Tonne</i>	3,554,047	4,168,054	3,157,887	339,125	225,119	262,606	246,327
Gas petroleum cecair <i>Liquefied petroleum gas</i>	Tan <i>Tonne</i>	2,525,357	2,692,737	2,677,740	214,892	223,610	234,612	230,996
Minyak bahan api <i>Fuel oil</i>	Tan <i>Tonne</i>	2,064,280	2,118,830	1,990,382	168,656	172,040	175,192	168,554
Minyak diesel/gas <i>Diesel/ gas oil</i>	Tan <i>Tonne</i>	10,921,709	12,881,426	15,412,400	1,057,053	1,149,385	1,194,170	728,887
Gasolin (spirit motor) <i>Gasoline (motor spirit)</i>	Tan <i>Tonne</i>	4,980,906	6,433,373	6,466,006	422,866	491,936	530,775	587,688
Minyak pelincir campuran <i>Blended lubricating oil</i>	Tan <i>Tonne</i>	92,387	106,578	144,668	7,857	7,278	8,201	8,315

2022						2023						
Mei	Jun	Jul.	Ogo.	Sept.	Okt.	Nov.	Dis.	Jan.	Feb.	Mac	Apr.	Mei
159,811	145,816	143,478	152,103	154,519	150,298	157,557	149,364	178,192	188,186	192,169	192,361	172,234
56,314	53,386	50,664	58,975	67,078	57,708	49,012	42,033	37,284	52,130	44,817	47,685	60,080
5,078	6,033	4,821	4,852	4,791	5,180	5,900	4,792	3,373	3,278	3,028	3,418	3,430
290	115	152	264	254	256	332	282	328	342	357	360	283
1,057	1,065	1,255	1,176	1,137	1,305	1,451	1,333	1,405	1,247	1,090	1,181	1,305
365	382	487	438	399	198	239	252	295	310	311	338	311
224	138	137	194	180	167	182	164	171	182	204	229	196
114	110	152	162	191	251	224	187	164	169	175	208	142
12,519	12,441	18,426	16,457	16,140	13,638	10,774	11,799	11,006	11,062	12,827	12,994	10,548
12,609	12,647	17,704	17,496	15,953	18,095	17,447	13,853	10,639	12,211	9,268	10,352	9,678
22,360	30,601	30,926	26,395	25,394	25,071	20,908	22,539	23,817	27,994	32,305	32,578	28,378
102,626	92,142	133,698	202,824	202,273	235,782	245,561	239,422	201,203	235,274	200,086	184,479	118,195
409,518	319,644	367,368	282,464	271,696	286,869	253,220	233,953	233,036	317,336	358,212	315,158	393,850
5,381	2,780	2,545	3,147	3,297	3,591	3,548	3,064	3,328	3,286	3,973	4,575	4,493
740	508	444	439	409	498	474	646	852	709	680	784	623
26,025	30,234	34,913	32,527	34,776	34,184	32,270	32,431	33,310	32,482	30,427	27,986	26,999
6,961	6,559	8,611	10,054	9,080	7,864	7,392	7,087	6,917	6,858	7,042	7,570	7,328
432	212	211	235	184	181	191	121	171	199	260	258	264
5,714	5,514	6,812	5,263	4,712	4,413	4,413	4,013	4,000	4,495	4,895	4,494	4,308
246,868	280,765	242,871	241,308	260,885	273,060	270,123	268,829	274,589	207,240	316,930	305,623	314,510
237,318	237,069	215,751	217,239	220,819	228,647	205,767	211,020	228,283	226,457	215,490	232,599	258,426
126,759	150,480	172,323	171,151	156,585	175,719	172,016	180,907	183,132	110,218	144,543	132,926	150,716
886,360	1,189,158	1,237,929	1,633,407	1,582,662	1,658,524	1,585,058	1,509,806	1,424,840	1,543,133	1,772,586	811,203	1,065,404
644,917	594,875	580,093	662,354	591,414	622,471	374,967	361,650	335,806	396,975	426,631	404,507	527,974
9,825	10,560	13,272	17,011	17,465	15,912	14,859	14,114	12,511	11,557	12,410	12,168	14,624

Jadual 2 : Pengeluaran Produk Utama dalam Industri Pembuatan yang Terpilih
Table 2 : Production of Major Products in Selected Manufacturing Industries

Keterangan Produk Product Description	Unit Kuantiti Quantity Unit	2020	2021	2022				
					Jan.	Feb.	Mac	Apr.
Nafta <i>Naptha</i>	Tan <i>Tonne</i>	3,754,323	3,901,388	3,258,599	283,494	290,304	291,133	265,542
Gas asli cecair <i>Liquefied natural gas</i>	Tan <i>Tonne</i>	26,576,031	29,011,740	31,283,443	2,480,530	2,520,849	3,021,754	1,949,026
Nitrogen dan oksigen <i>Nitrogen and oxygen</i>	Meter padu ('000) <i>Cubic metre ('000)</i>	456,279	564,435	610,924	48,541	54,388	63,436	52,681
Methanol (methyl alcohol) <i>Methanol (methyl alcohol)</i>	Tan <i>Tonne</i>	4,554,549	3,717,444	4,364,885	387,861	455,504	410,956	322,281
Baja (termasuk urea) <i>Fertilizers (includes urea)</i>	Tonne <i>Tonne</i>	4,080,289	5,839,960	7,584,494	607,577	623,200	525,919	552,711
Sebatian P.V.C <i>P.V.C. compound</i>	Tan <i>Tonne</i>	76,016	88,182	71,331	8,010	7,666	6,856	6,576
Racun serangga aerosol (cecair) <i>Aerosol insecticides (liquid)</i>	Liter <i>Litres</i>	7,241,839	7,057,722	6,083,228	552,408	550,003	533,184	500,430
Racun herba (cecair) <i>Herbicides (liquid)</i>	Liter ('000) <i>Litres ('000)</i>	55,497	68,379	97,264	8,169	8,885	9,770	9,259
Racun herba (bukan cecair) <i>Herbicides (non-liquid)</i>	Tonne <i>Tonne</i>	43,157	66,062	91,308	7,329	7,730	8,270	8,807
Cat emulsi <i>Emulsion paints</i>	Liter ('000) <i>Litres ('000)</i>	68,600	49,480	58,557	4,498	4,394	4,123	3,263
Cat lapis <i>Under-coats</i>	Liter ('000) <i>Litres ('000)</i>	13,869	17,890	17,875	1,465	1,293	1,206	1,137
Cat asas <i>Primers</i>	Liter ('000) <i>Litres ('000)</i>	20,036	19,302	18,342	1,843	1,736	1,465	1,109
Dakwat pencetak <i>Printing ink</i>	Tan <i>Tonne</i>	35,326	28,717	21,967	2,129	1,716	2,197	1,686
Pelembut fabrik <i>Fabric softener</i>	Liter ('000) <i>Litres ('000)</i>	40,262	33,368	31,289	2,649	2,748	2,795	2,165
Sabun mandi <i>Toilet soap</i>	Tan <i>Tonne</i>	21,028	16,915	15,469	1,185	1,246	1,248	921
Sabun serbuk (bahan pencuci) <i>Soap powder (detergents)</i>	Tan <i>Tonne</i>	96,719	102,043	97,339	8,057	8,265	9,018	6,885
Pelekat perindustrian <i>Adhesive, industrial</i>	Liter ('000) <i>Litres ('000)</i>	161,056	156,030	156,135	11,894	13,036	13,037	13,923
Tayar pneumatik (semua jenis) <i>Pneumatic tyres (all types)</i>	Bilangan ('000) <i>Number ('000)</i>	9,131	8,261	6,775	979	943	777	657
Tiub dalam (semua jenis) <i>Inner tubes (all types)</i>	Bilangan ('000) <i>Number ('000)</i>	1,869	1,426	1,124	134	121	83	84
Getah mutu malaysia (semua gred) <i>S.M.R. (all grades)</i>	Tan <i>Tonne</i>	972,584	817,560	686,810	59,033	63,192	53,261	53,191
Susu getah diproses <i>Processed latex</i>	Tan <i>Tonne</i>	33,471	41,081	45,852	2,775	3,355	3,598	4,037
Sarung tangan getah <i>Rubber gloves</i>	Pasang (Juta) <i>Pairs (Million)</i>	102,592	136,796	85,559	8,188	7,845	9,727	10,341
Kondom <i>Condom</i>	Gross ('000) <i>Gross ('000)</i>	15,532	18,085	18,730	1,508	1,395	1,542	1,858
Paip P.V.C. <i>P.V.C. pipes</i>	Tan <i>Tonne</i>	105,091	99,972	98,006	8,332	9,310	10,963	9,704
Bata tanah <i>Earthen bricks</i>	Bilangan ('000) <i>Number ('000)</i>	181,463	109,691	153,283	12,453	15,412	12,734	13,511

2022						2023						
Mei	Jun	Jul.	Ogo.	Sept.	Okt.	Nov.	Dis.	Jan.	Feb.	Mac	Apr.	Mei
229,645	309,408	259,083	278,135	268,478	281,581	254,667	247,128	271,062	248,478	218,498	273,287	283,120
2,463,934	2,972,336	3,008,451	2,790,947	2,537,110	2,542,402	2,589,739	2,406,365	2,751,277	2,594,258	3,044,181	1,987,056	2,712,791
53,108	53,846	51,803	42,583	42,353	44,951	52,244	50,990	47,260	48,817	54,618	48,975	42,934
377,058	273,473	249,620	386,661	395,315	350,255	340,803	415,098	374,694	407,881	403,658	320,412	388,091
412,337	584,235	603,450	751,728	757,716	642,860	815,789	706,973	655,340	452,398	398,842	358,670	426,865
4,991	4,089	4,466	6,360	5,857	5,017	5,730	5,713	5,438	6,038	6,056	5,441	4,584
472,647	453,389	455,106	548,224	558,412	515,383	511,808	432,234	418,120	411,624	384,343	389,137	432,745
7,915	6,865	6,813	7,864	6,653	8,812	8,634	7,624	8,996	8,614	8,911	8,927	9,612
8,262	8,004	6,945	7,457	7,681	7,236	6,250	7,337	4,845	4,864	5,530	5,460	6,280
4,070	4,693	4,805	6,254	6,287	4,824	6,062	5,284	6,733	6,803	6,007	4,626	6,415
1,283	1,552	1,593	1,509	1,699	1,568	1,808	1,763	1,518	1,598	1,430	1,197	1,556
1,081	1,434	1,395	1,452	1,725	1,442	1,556	2,103	1,508	1,799	1,424	1,064	1,287
2,297	1,572	1,547	1,883	1,765	1,723	1,738	1,715	2,266	1,675	1,675	1,619	1,492
2,249	2,011	2,201	2,717	2,254	2,880	3,027	3,593	2,594	2,605	2,569	2,158	2,849
891	1,386	1,281	1,495	1,277	1,253	1,499	1,787	1,380	1,413	1,388	1,026	1,222
7,107	7,485	8,262	10,594	9,311	8,166	7,019	7,170	6,291	6,243	6,683	5,394	6,896
13,965	13,253	12,784	13,507	13,329	12,713	12,251	12,443	13,228	14,684	12,898	13,911	14,166
426	441	566	527	335	406	335	384	507	514	445	343	349
66	64	97	123	103	100	82	67	93	90	64	52	54
48,567	45,231	50,969	68,621	61,250	60,289	58,460	64,745	57,754	59,442	48,306	47,401	47,783
4,037	3,698	4,164	5,167	4,535	3,939	2,943	3,605	3,275	3,769	3,729	3,849	4,065
9,499	8,457	6,774	4,971	5,151	4,788	4,991	4,826	6,065	5,892	7,374	7,002	6,242
1,796	1,983	1,672	1,456	1,580	1,303	1,180	1,456	1,547	1,454	1,465	1,997	2,020
7,487	7,049	7,114	6,068	7,013	7,621	8,746	8,600	9,670	11,653	12,461	11,802	9,794
11,054	7,447	8,362	10,093	10,629	14,026	19,723	17,838	13,700	17,458	13,268	17,142	14,890

Jadual 2 : Pengeluaran Produk Utama dalam Industri Pembuatan yang Terpilih
Table 2 : Production of Major Products in Selected Manufacturing Industries

Keterangan Produk Product Description	Unit Kuantiti Quantity Unit	2020	2021	2022				
					Jan.	Feb.	Mac	Apr.
Jubin seramik Ceramic tiles	M. Persegi ('000) Sq. metres ('000)	31,495	28,512	26,270	2,589	2,800	2,775	2,248
Simen (semua jenis) Cement (all types)	Tan ('000) Tonnes ('000)	19,936	19,961	19,856	2,326	2,456	2,417	1,524
Konkrit campuran siap Ready mixed concrete	Meter padu ('000) Cubic metre ('000)	34,841	35,425	37,695	2,809	2,819	3,001	2,939
Bumbung genting simen (semua jenis) Cement roofing tiles (all types)	Bilangan ('000) Number ('000)	47,874	37,054	39,761	2,623	3,166	3,249	3,104
Cerucuk, tiang konkrit Piles, poles, posts of concrete	Tan Tonne	1,699,228	1,549,050	1,416,140	127,642	139,049	121,530	141,318
Pasir silika (diproses) Silica sands (processed)	Tan ('000) Tonnes ('000)	261,872	157,885	153,159	8,592	16,848	8,271	8,723
Selak dan kekeras Bolts and nuts	Tan ('000) Tonnes ('000)	616,367	870,924	1,011,455	86,716	92,569	87,366	74,234
Bar dan batang besi dan keluli Iron and steel bars and rods	Tan Tonne	1,295,505	707,765	931,443	50,692	57,811	60,645	70,605
Kepingan besi yang disadur Galvanized iron sheets	Tan Tonne	152,099	167,833	175,928	11,652	13,722	13,889	18,132
Tin timah dan semua tin lain Tin cans and all other tins	Bilangan ('000) Number ('000)	2,683,374	2,899,385	2,815,239	267,779	256,075	219,429	249,226
Dram besi dan keluli Iron and steel drums	Bilangan ('000) Number ('000)	3,717	3,936	3,139	322	304	280	307
Dawai besi dan keluli bersadur Galvanised iron and steel wire	Tan Tonne	131,139	135,473	151,610	10,576	13,693	13,230	11,180
Dawai mata punai dan jaring Wire mesh and netting	M. Persegi ('000) Sq. metres ('000)	28,555	19,258	18,630	1,929	1,652	1,521	1,963
Transformer elektrik Electrical transformers	Bilangan ('000) Number ('000)	202,996	266,713	290,765	25,116	25,981	28,975	24,252
Dawai dan kabel yang tertebat Insulated wires and cables	Tan Tonne	111,184	129,356	154,579	11,565	11,977	12,818	13,462
Separa konduktor Semi-conductors	Bil. (Juta) Num. (Million)	26,699	29,453	32,644	2,544	2,824	3,091	2,600
Transistor elektronik Electronic transistors	Bil. (Juta) Num. (Million)	36,919	48,538	55,538	4,750	4,959	5,394	5,034
Litar bersepadu Integrated circuits	Bil. (Juta) Num. (Million)	34,318	41,416	55,168	3,561	3,875	4,069	4,959
Televisyen Television	Bilangan Number	12,228,893	15,071,948	15,977,868	1,421,426	1,407,226	1,696,344	1,970,185
Radio Radios	Bilangan ('000) Number ('000)	9,363	9,752	10,190	1,045	995	769	961
Penyaman udara Air-conditioners	Bilangan Number	1,910,268	2,253,569	3,162,946	185,063	269,167	271,051	278,643
Kereta penumpang Passenger cars	Bilangan Number	454,805	446,417	650,217	39,455	47,445	55,137	50,724
Kenderaan perdagangan Commercial vehicles	Bilangan Number	43,691	61,634	117,019	6,024	7,151	6,949	7,658
Wayar abah-abah, kenderaan bermotor Wire harness, motor vehicle	Bilangan ('000) Number ('000)	6,642	7,825	9,764	801	851	916	766
Motosikal dan skuter Motor cycles and scooters	Bilangan Number	240,066	172,431	175,222	10,745	13,959	18,538	23,617

2022						2023						
Mei	Jun	Jul.	Ogo.	Sept.	Okt.	Nov.	Dis.	Jan.	Feb.	Mac	Apr.	Mei
2,492	1,893	1,901	2,053	2,220	1,989	1,311	2,000	1,003	1,146	1,859	1,865	2,075
1,214	1,140	1,147	1,205	1,163	1,295	1,899	2,070	1,961	2,496	2,704	1,660	1,630
2,881	3,095	3,125	3,439	3,305	3,559	3,205	3,519	3,653	3,144	3,342	3,033	2,810
3,249	3,206	3,728	4,004	3,877	4,102	2,663	2,789	3,645	2,482	3,020	3,460	4,051
128,212	108,807	101,214	108,645	124,362	120,303	100,989	94,069	97,365	99,515	100,767	101,081	105,043
14,828	12,396	13,392	9,106	9,100	16,040	19,824	16,038	11,095	17,083	12,508	9,669	15,069
70,387	79,917	85,107	87,058	88,311	86,192	91,215	82,383	93,671	101,549	90,100	80,637	88,201
50,584	65,418	88,081	109,542	103,947	97,398	80,743	95,977	91,486	111,535	94,582	86,637	87,237
14,367	15,545	12,069	16,820	17,824	19,282	12,128	10,497	10,307	11,148	12,940	17,541	19,868
230,141	232,686	215,698	240,082	219,112	223,494	224,125	237,393	235,256	255,272	224,148	224,951	182,697
308	320	223	243	201	207	202	222	211	230	219	209	294
10,932	11,842	14,367	13,872	12,924	12,132	12,240	14,622	11,770	15,512	14,010	13,046	12,395
1,853	1,398	1,384	1,457	1,372	1,283	1,431	1,388	1,212	1,270	1,099	1,294	1,307
23,238	25,352	25,622	22,548	22,133	26,259	20,688	20,599	25,826	28,438	27,362	19,620	19,078
11,700	12,470	13,199	14,475	16,269	15,630	10,753	10,260	11,524	13,660	15,687	15,909	7,981
2,345	2,729	2,725	3,024	2,827	2,687	2,610	2,638	3,043	3,270	3,392	2,625	2,590
5,060	4,903	4,476	4,333	4,077	4,108	4,038	4,406	4,657	4,663	4,686	4,092	4,287
5,070	5,079	5,046	5,106	5,557	4,502	3,900	4,445	3,885	3,919	4,311	4,881	5,465
2,030,000	1,561,635	977,510	1,061,957	927,793	918,615	997,790	1,007,387	807,858	811,933	997,866	1,031,793	1,482,331
940	886	837	859	705	635	776	781	709	737	638	637	593
244,431	238,752	290,930	278,422	271,153	264,490	274,276	296,568	251,254	292,175	328,527	304,699	307,501
45,518	55,843	48,002	64,282	64,701	54,601	60,657	63,852	54,663	59,843	71,731	38,575	60,391
10,283	11,676	11,440	12,108	11,086	9,268	12,438	10,939	9,283	10,387	9,461	9,393	15,306
770	927	916	800	727	773	774	742	809	844	865	730	817
32,530	8,012	9,113	11,238	11,195	10,613	11,313	14,349	15,992	18,563	21,731	28,591	37,701

Muka surat ini sengaja dibiarkan kosong
This page is deliberately left blank



NOTA TEKNIKAL

Technical Notes

Muka surat ini sengaja dibiarkan kosong
This page is deliberately left blank



- 1. OBJEKTIF** Objektif utama penerbitan ini ialah untuk menyediakan statistik aliran terkini bagi indikator utama di sektor Pembuatan, iaitu statistik **nilai jualan, bilangan pekerja bergaji, gaji & upah** serta **pengeluaran produk utama** yang dipungut melalui Survei Pembuatan Bulanan. Statistik ini membantu pengguna dalam merangka dasar serta membuat keputusan.
- 2. PENANDA ARASAN** Selepas melaksanakan Banci Ekonomi 2016 (tahun rujukan 2015), Jabatan Perangkaan Malaysia (DOSM) telah mengkaji dan melaksanakan proses penanda arasan terhadap statistik pembuatan yang dipungut melalui Survei Pembuatan Bulanan. Proses penanda arasan ini membolehkan siri nilai anggaran tahunan yang dijana menerusi statistik jangka pendek konsisten dengan nilai tahunan daripada banci/survei tahunan sebagai tahun penanda aras. Penanda arasan yang dibuat berpandukan *Quarterly National Accounts Manual 2017 edition, International Monetary Fund* bagi mencapai objektif seperti berikut:
- Menganggarkan data bulanan supaya konsisten dengan data tahunan iaitu, untuk memastikan jumlah data bulanan adalah sama dengan penanda aras tahunan;
 - Memelihara sebanyak mungkin pertumbuhan indikator bulanan semasa proses penanda arasan tahunan dibuat; dan
 - Memastikan data siri ke hadapan, jumlah data bulanan bagi tahun semasa sedekat mungkin dengan data tahunan yang diperoleh semasa banci atau survei tahunan yang dijalankan.

Statistik penanda arasan disusun bagi nilai jualan, bilangan pekerja bergaji dan gaji & upah sektor Pembuatan dan diterbitkan mulai Januari 2020. Tahun asas (penanda aras) adalah menggunakan Banci Ekonomi 2016 (tahun rujukan 2015) sebagai tahun penanda aras dan kaedah *pro rata* (1) dan *extrapolation* (2) digunakan dalam pemprosesan penanda arasan ini.

Kaedah *pro rata*:

$$M^i V = \frac{M^i I}{\sum_{i=1}^{12} M^i V} \times ADT \tag{1}$$

di mana

- $M^i V$ = pemboleh ubah anggaran bulanan yang dinaik aras
- $M^i V$ = siri indikator bulanan
- $M^i I$ = data tahunan tahun asas (penanda aras)
- ADT

Kaedah *extrapolation*:

$$V_t = V_{t-1} * G_{t-1,t}$$

di mana

- V_t = nilai pemboleh ubah (2)
- $G_{t-1,t}$ = pertumbuhan daripada t-1 kepada t



3. SKOP DAN LIPUTAN

Data yang dipungut dalam Survei Pembuatan Bulanan meliputi seluruh Malaysia. Mulai Januari 2020, penerbitan ini memaparkan statistik berwajaran yang menggambarkan populasi sampel bagi 251 industri dalam sektor Pembuatan.

Data bagi industri yang mempunyai perwakilan kurang daripada tiga pertubuhan telah digabungkan kepada industri terhampir bagi memelihara kerahsiaan responden seperti mana yang termaktub dalam Akta Perangkaan 1965 (Disemak - 1989).

4. SUMBER RANGKA

Sumber rangka ialah daripada *Malaysia Statistical Business Register (MSBR)* di mana maklumat utama diperoleh daripada banci dan survei yang dilaksanakan oleh Jabatan Perangkaan Malaysia (DOSM) serta data pentadbiran. Sumber utama data pentadbiran tersebut adalah daripada Suruhanjaya Syarikat Malaysia (SSM). Selain itu, DOSM juga turut bekerjasama mendapatkan maklumat daripada lebih 50 agensi lain seperti Kumpulan Wang Simpanan Pekerja (KWSP), Jabatan Kastam Diraja Malaysia (JKDM), Lembaga Hasil Dalam Negeri (LHDN), Pihak Berkuasa Tempatan (PBT) serta Badan-badan Profesional. Rangka dikemaskini secara berterusan dengan mengambil kira pertubuhan baru dan merekod sebarang perubahan dalam status pertubuhan seperti tutup, tidak beroperasi, perubahan jenis aktiviti dan lokasi atau alamat pos untuk memastikan maklumat yang terdapat dalam rangka adalah yang paling terkini.

5. JENIS AKTIVITI PERNIAGAAN

Jenis aktiviti perniagaan merujuk kepada aktiviti utama dan sekunder. Aktiviti utama merujuk kepada aktiviti yang mana pertubuhan menumpukan sebahagian besar sumbernya atau memberi sumbangan besar dari segi pendapatan. Aktiviti sekunder didefinisikan sebagai aktiviti sampingan kepada aktiviti utama. Klasifikasi bagi pertubuhan adalah berasaskan kepada aktiviti utama dan Piawaian Klasifikasi Industri Malaysia (MSIC 2008) Versi 1.0. yang diselaraskan dengan *International Standard Industrial Classification of All Economic Activities (ISIC), Rev. 4, United Nations* dengan pengubahsuaian mengikut keperluan tempatan.

6. KONSEP DAN DEFINISI

Konsep dan definisi yang digunakan selari dengan manual *International Recommendations for Industrial Statistics 2008, United Nations Statistics Division*. Takrif pembuatan yang digunakan dalam survei ini adalah selaras dengan Piawaian Klasifikasi Industri Malaysia (MSIC) 2008 Versi 1.0.

Pembuatan ditakrifkan sebagai perubahan fizikal atau kimia ke atas bahan atau komponen menjadi produk baru sama ada kerja itu dilakukan oleh jentera yang dijalankan oleh kuasa atau yang dijalankan dengan tangan, sama ada dijalankan dalam kilang atau di rumah pekerja, dan sama ada barang keluaran dijual secara borong atau runcit.



7. REKA BENTUK PENSAMPELAN

Reka bentuk pensampelan bagi survei ini adalah pensampelan rawak strata satu peringkat. Pertubuhan dikelaskan sebagai unit pensampelan manakala beberapa kategori strata telah dikenalpasti.

Setiap strata telah dibentuk kepada tiga substrata untuk memastikan sampel yang diagihkan mengambil kira ciri-ciri ekonomi strata tersebut. Substrata utama bersifat heterogen dan diliputi secara penuh. Manakala, substrata selainnya yang bersifat homogen disampelkan.

Substrata utama meliputi pertubuhan kategori besar dan yang mempunyai jumlah hasil yang signifikan dalam industri berkaitan manakala bagi substrata kedua dan ketiga berdasarkan kategori perusahaan kecil dan sederhana (PKS).

8. SAIZ SAMPEL

Statistik utama yang digunakan untuk penganggaran saiz sampel adalah nilai jualan. Formula yang digunakan dalam penganggaran saiz sampel bagi strata adalah seperti berikut:

$$n = \frac{(\sum N_i S_i^2)^2}{V + \sum N_i S_i^2} \quad (3)$$

di mana;

- n = Saiz sampel
- N_i = Saiz populasi bagi strata i
- S_i^2 = Varian bagi strata i
- V = Varian sasaran

$$V = RSE^2 \cdot \left(\frac{\hat{Y}_i}{Z} \right)^2 \quad (4)$$

di mana;

- \hat{Y}_i = Jumlah nilai jualan bagi strata
- RSE = Ralat piawai relatif
- Z = Nilai aras keyakinan

Sampel akan diagihkan kepada substrata dalam industri liputan dengan menggunakan kaedah *Neyman Allocation* seperti berikut:

$$n_{hi} = \left(\frac{N_h S_h}{\sum N_h S_h} \right) n_i \quad (5)$$

$$h = 2, 3 \text{ dan } 4$$

$$i = 1, 2, \dots k$$



di mana;

n_{hi} = Saiz sampel bagi substrata h dalam strata i

N_h = Saiz populasi bagi substrata h

S_h = Sisihan piawai bagi substrata h

n_i = Saiz sampel bagi strata i

h = Substrata

i = Strata

Pertubuhan kategori substrata utama diliputi sepenuhnya, manakala pertubuhan bagi substrata kedua dan ketiga dipilih secara rawak mengikut kaedah pensampelan bersistematik.

9. WAJARAN

Analisis berwajaran disediakan menggunakan wajaran sampel bagi memastikan sampel yang dipilih dapat menggambarkan populasi survei. Wajaran yang diperlukan adalah wajaran di peringkat reka bentuk pensampelan dan tiada respons.

Wajaran reka bentuk pensampelan pada substrata h adalah seperti berikut :

$$W_h = \frac{N_h}{n_h}, \quad h = 1, \dots, 4 \quad (6)$$

di mana;

N_h = Bilangan populasi bagi substrata h ; dan

n_h = Bilangan sampel bagi substrata h



Wajaran tiada respons pada substrata h adalah seperti berikut :

$$NRW_h = \frac{1}{\frac{n'_h}{n_h}} \quad h = 1, \dots, 4 \quad (7)$$

di mana;

$$n'_h = \text{Bilangan sampel respons bagi substrata } h$$

$$n_h = \text{Bilangan sampel bagi substrata } h$$

Kaedah pengiraan wajaran reka bentuk pensampelan selepas survei (*adjusted weight*) pada substrata h seperti berikut:

$$W'_h = W_h \times NRW_h, \quad h = 1, \dots, 4 \quad (8)$$

di mana;

$$W_h = \text{Wajaran reka bentuk pensampelan pada substrata } h$$

$$NRW_h = \text{Wajaran tiada respons pada substrata } h$$

10. UNIT MELAPOR

Unit melapor bagi survei ini ialah **pertubuhan**. Sesebuah pertubuhan ditakrifkan sebagai "satu unit ekonomi yang bergiat di bawah satu hak milik atau penguasaan tunggal, iaitu di bawah satu entiti yang sah. Ia menjalankan satu jenis aktiviti ekonomi utama di satu tempat / lokasi fizikal". Setiap pertubuhan diberikan klasifikasi industri berdasarkan aktiviti utamanya. Bagi pertubuhan yang menjalankan pelbagai aktiviti, unit yang bergiat dalam aktiviti yang berasingan dalam satu lokasi yang sama adalah terdiri daripada entiti pertubuhan yang berbeza. Oleh itu, setiap cawangan daripada organisasi yang mempunyai pelbagai cawangan di lokasi yang berbeza dari segi konsep dianggap sebagai pertubuhan yang berlainan. Pertubuhan berkenaan diminta memberikan penyata yang berasingan bagi setiap kegiatannya dari segi nilai. Walau bagaimanapun, dari segi praktiknya akaun biasanya disediakan secara berpusat kerana kesukaran untuk memperoleh data yang berasingan bagi setiap unit atau cawangan. Entiti atau enterpris ini akan dianggap sebagai satu unit pelapor dan dibenarkan mengemukakan soal selidik yang menggabungkan semua unit atau cawangannya.



11. NILAI JUALAN

Nilai jualan yang dilaporkan merujuk kepada nilai jualan produk sendiri sahaja. Ini bermaksud jualan produk yang berlaku dalam bulan laporan, sama ada produk tersebut telah dibuat/dihasilkan oleh pertubuhan pada bulan tersebut atau bulan-bulan sebelumnya. Nilai jualan adalah berdasarkan kepada nilai bersih di kilang dan berkaitan dengan kuantiti yang dijual. Penilaian harga yang dikenakan kepada pelanggan adalah tidak termasuk:

- a. diskaun atau rebat;
- b. bayaran untuk pengangkutan keluar;
- c. komisen kepada wakil-wakil penjual;
- d. bayaran lain seperti cukai eksais yang dibayar atau cukai jualan yang dipungut oleh kilang bagi pihak kerajaan; dan
- e. bayaran pemasangan, pembaikan dan pembinaan

12. BILANGAN PEKERJA BERGAJI

Bilangan pekerja bergaji meliputi seperti berikut:

- a. Pekerja bergaji (sepenuh masa) - Merujuk kepada semua pekerja bergaji yang bekerja sekurang-kurangnya 6 jam sehari dan sekurang-kurangnya 20 hari sebulan; dan
- b. Pekerja bergaji (sambilan) - Merujuk kepada semua pekerja bergaji yang bekerja kurang daripada 6 jam sehari dan/atau kurang daripada 20 hari sebulan.

13. GAJI & UPAH DIBAYAR

Gaji & upah yang dibayar merujuk kepada semua bayaran tunai, termasuk bonus, komisen, bayaran lebih masa, elaun kos sara hidup dan elaun lain yang dibayar kepada semua pekerja bergaji dalam bulan rujukan. Caruman Kumpulan Wang Simpanan Pekerja (KWSP) serta Pertubuhan Keselamatan Sosial (PERKESO) turut dimasukkan tetapi caruman oleh majikan dikecualikan. Elaun kepada pemilik yang bekerja, rakan niaga yang bekerja dan pekerja keluarga tidak bergaji, bayaran pampasan dan saguhati kerana pemberhentian adalah juga dikecualikan.

14. KEPERLUAN KERAHSIAAN

Survei ini dijalankan di bawah peruntukan Akta Perangkaan 1965 (Disemak 1989). Akta ini mensyaratkan bahawa kandungan penyata individu adalah SULIT. Selaras dengan peruntukan dalam Akta tersebut, hanya angka agregat akan diterbitkan.



- 15. PINDAAN** Pindaan akan dibuat ke atas statistik yang telah diterbitkan berdasarkan data terkini yang diperolehi.
- 16. PEMBUNDARAN** Perjumlahan komponen mungkin berbeza dengan angka jumlah besar disebabkan pembundaran.
- 17. SIMBOL DAN SINGKATAN** Simbol-simbol berikut telah digunakan dalam keseluruhan penerbitan:-
t.t.t.l. : tidak terkelas di tempat lain
RM : Ringgit Malaysia
- 18. PELARASAN MUSIM**
- Data siri masa adalah amat berguna untuk ahli ekonomi, pembuat dasar & keputusan serta penganalisis siri masa untuk mengenal pasti ciri-ciri penting siri ekonomi seperti arah aliran, *turning point* dan konsistensi antara penunjuk ekonomi yang lain. Kadangkala ciri ini sukar untuk diperhatikan kerana pergerakan bermusim. Oleh itu, sekiranya kesan bermusim boleh disingkirkan, arah aliran data siri ini dapat dilihat dengan lebih baik. Anggaran dan penyingkiran kesan bermusim dipanggil pelarasan bermusim.
- Pelarasan bermusim adalah satu proses untuk mengenal pasti dan menyingkirkan bentuk pola bermusim yang biasa berlaku dalam tempoh satu tahun, yang mungkin juga merangkumi pengaruh dari kesan cuti yang bergerak dan hari bekerja/berdagang bagi suatu tempoh. Objektif utama proses ini adalah untuk menyerlahkan arah aliran dan pergerakan-pergerakan jangka pendek dalam siri ini.
- Di Malaysia, kebanyakan data siri masa dipengaruhi oleh kesan bermusim. Oleh itu, untuk menghapus dan melaras kesan bermusim data siri masa ekonomi Malaysia, pakej standard pelarasan bermusim, X-12 ARIMA telah digunakan oleh Jabatan Perangkaan, Malaysia. Data siri masa ekonomi Malaysia juga kerap dipengaruhi oleh perayaan agama utama seperti Aidil Fitri bagi umat Islam, Tahun Baru Cina untuk kaum Cina dan Deepavali untuk kaum India. Tarikh perayaan-perayaan ini tetap mengikut tahun lunar tetapi berbeza-beza mengikut kalendar Gregorian. Oleh itu, untuk menganggar dan menyingkirkan kesan cuti yang bergerak dari data siri masa, satu prosedur telah dibangunkan iaitu *Seasonal Adjustment For Malaysia (SEAM)*.



1. OBJECTIVE

The main objective of this publication is to provide statistics on the latest trend of main indicators in the Manufacturing sector, ie. **sales value, number of employees, salaries & wages and the production of main products manufactured** which is collected through Monthly Manufacturing Survey. This statistics assists users in policy formulation and decision making.

2. BENCHMARKING

After conducting the Economic Census 2016 (reference year 2015), Department of Statistics Malaysia (DOSM) has reviewed and carried out the benchmarking process towards the manufacturing statistics collected from the Monthly Manufacturing Survey. The benchmarking process is done to enable the series of values of annual estimates derived from short term survey consistent and match with the annual value from census/annual survey of the benchmark year. The benchmark process adapted the guideline of the Quarterly National Accounts Manual 2017 edition, International Monetary Fund to meet the objectives as follows:

- a. to estimate monthly data that are temporally consistent with the annual data: that is, to ensure that the sum of the monthly data is equal to the annual benchmark;
- b. to preserve as much as possible the monthly movements in the indicator under the restrictions provided by the annual data; and
- c. to ensure, for forward series, that the sum of the monthly of the current year is as close as possible to the unknown future annual data.

The benchmarking statistics is compiled on sales value, number of employees and salaries & wages and being published starting from January 2020. The base (benchmark) year using the Economic Census 2016 (reference year 2015) and pro rata (1) and extrapolation method (2) is used in the benchmarking process.

Pro rata Method:

$$M^i V = \frac{M^i I}{\sum_{i=1}^{12} M^i I} \times ADT \quad (1)$$

where

$M^i V$ = new derived monthly variables estimates

$M^i I$ = monthly indicator series

ADT = annual benchmark data

Extrapolation Method:

$$V_t = V_{t-1} * G_{t-1,t} \quad (2)$$

where

V_t = value of variable

$G_{t-1,t}$ = growth from t-1 to t



3. SCOPE AND COVERAGE

Data collected in the Monthly Manufacturing Survey covered the whole of Malaysia. Since January 2020, this publication presents weighted statistics which represent the population sample of 251 industries in Manufacturing sector. Data for industries with less than three establishments was combined to the closest industry to ensure the confidentiality of the respondents as stipulated under the Statistics Act 1965 (Revised-1989).

4. SOURCE OF FRAME

The source of frame is from Malaysia Statistical Business Register (MSBR) where the main information is from census and survey conducted by the Department of Statistics Malaysia (DOSM) and administrative data. The main source of the administrative data is from the Companies Commission of Malaysia (CCM). In addition, DOSM also collaborates and yield information from over 50 other agencies such as the Employees Provident Fund (EPF), Royal Malaysian Customs Department (RMCD), Inland Revenue Board (IRB), Local Authorities and other Professional Bodies. The frame is updated continuously by taking into account of new establishments and to record any changes in the establishment status such as closed down, not in operation, change in types of activity and location or postal addresses to ensure that the information in the frame is at the most current status.

5. TYPE OF BUSINESS ACTIVITY

Type of business activity is divided into primary and secondary. The primary activity refers to the activities which focus on its main resources and income. Secondary activities are defined as those incidental or ancillary to the primary activity. The classification of the establishment's industry is based on the primary activity and the Malaysia Standard Industrial Classification (MSIC 2008) Version 1.0 according to the International Standard Industrial Classification of All Economic Activities (ISIC), Rev. 4, United Nations, with modifications to suit local conditions.

6. CONCEPT AND DEFINITION

Concepts and definitions used are in line with the manual of Recommendations for Industrial Statistics 2008, United Nations Statistics Division. The definition of manufacturing used in this survey is consistent with Malaysia Standard Industrial Classification (MSIC) 2008 Ver. 1.0.

Manufacturing is defined as the physical or chemical transformation of materials or components into new products, whether the work is performed by power-driven machines or by hand, whether it is done in a factory or in the worker's home, and whether the products are sold at wholesale or retail.



7. SAMPLING DESIGN

Sampling design of the survey is a one-stage stratified random sampling. The establishment is classified as sampling unit while a few categories of stratum was identified.

Each stratum has been set up to three substrata to ensure the distributed sample takes into account the economic characteristics of the stratum. The main substratum is heterogeneous and was fully covered. Whereas, other substratum that are homogeneous were sampled.

Main substratum include large establishments which have a significant total revenue in the respective industry while for the second and third substratum are based on small and medium enterprise (SME) categories.

8. SAMPLE SIZE

The main statistics used to estimate the sample size is the sales value. The formula used in the estimation of the sample size for a stratum is as follows:

$$n = \frac{(\sum N_i S_i)^2}{V + \sum N_i S_i^2} \quad (3)$$

where;

- n = Sample size
- N_i = Population size for stratum i
- S_i^2 = Variance for stratum i
- V = Desired variance

$$V = RSE^2 \cdot \left(\frac{\hat{Y}_i}{Z}\right)^2 \quad (4)$$

where;

- \hat{Y}_i = Estimated sales value for stratum
- RSE = Relative standard error
- Z = Value of confidence level

Sample is distributed to substratum of the industry using Neyman Allocation method as follows:

$$n_{hi} = \left(\frac{N_h S_h}{\sum N_h S_h} \right) n_i \quad (5)$$

$$h = 2, 3 \text{ and } 4$$

$$i = 1, 2, \dots k$$



where;

n_{hi} = Sample size for substratum h of stratum i

N_h = Population size for substratum h

S_h = Standard deviation for substratum h

n_i = Sample size for stratum i

h = Substratum

i = Stratum

Establishments of the main substratum were fully covered while establishments of the second and third substratum were randomly selected using systematic random sampling.

9. WEIGHTED

Weighted analysis is done using sampling weight to ensure that the selected sample can reflect population survey. The weights required are the sampling design and non response weights.

The sampling design weight for the establishment at substratum h is as follows:

$$W_h = \frac{N_h}{n_h}, \quad h = 1, \dots, 4 \quad (6)$$

where,

N_h = Total population of substratum h ; and

n_h = Total sample of substratum h



Non response weight at substratum h as below:

$$NRW_h = \frac{1}{\frac{n'_h}{n_h}}, \quad h = 1, \dots, 4 \quad (7)$$

where,

n'_h = Number of response in sample size for substratum h

n_h = Number of sample size for substratum h

The method of calculating the sampling design weight after the survey (adjusted weight) on substratum h as below:

$$W'_h = W_h \times NRW_h, \quad h = 1, \dots, 4 \quad (8)$$

where,

W_h = Sampling design weight at substratum h

NRW_h = Non response weight at substratum h

10. REPORTING UNIT

The reporting unit used in the survey was the **establishment**. An establishment is defined as “an economic unit engaged in one activity, under a single legal entity and operating in a single physical location”. Each establishment was assigned an industry classification based on its principal activity. In the case of a multi-activity entity, units engaged in separate activities in the same location constituted distinct establishments. Thus, each branch of a multi-branch organisation at a different location was conceptually treated as a different establishment. The establishment was requested to give separate returns for each activity in terms of value. However, if in practice, the accounts were centrally kept such that it was not possible to obtain separate data for each individual unit or branch. The entity or enterprise was treated as a single reporting unit and allowed to submit a consolidated questionnaire covering all the units or branches.



11. VALUE OF SALES

The reported sales value refers to the sales value of their own products. This relates to sales of goods made on the reporting month, whether the products were produced/ manufactured by the establishment during the month or in the other months previously. The sales value was net selling price (ex-factory) value relating to the quantity sold. The valuation price charged to customers were excluding:

- a. discounts or rebates;
- b. Charges for carriage outwards;
- c. commissions to selling agents;
- d. all other charges such as excise duties paid, sales tax collected by the factory on behalf of the government; and
- e. Installation, repairs and construction charges.

12. NUMBER OF PAID EMPLOYEES

Number of paid employees cover as follows:

- a. Paid employees (full-time) - Refers to those who work for at least 6 hours a day and 20 days a month; and
- b. Paid employees (part-time) - Refers to all paid workers who work for less than 6 hours a day and/or less than 20 days a month.

13. SALARIES & WAGES PAID

Salaries & wages paid refers to all cash payments, including bonuses, commissions, overtime wages, cost of living allowances and other allowances made to all employees during the reference month. The employees' contribution to Employees' Provident Fund (EPF) and Social Security Organisation (SOCSO) is included but the employer's contribution is excluded. Allowances to working proprietors, working partners and unpaid family workers and severance and termination pay are not included.

14. CONFIDENTIALITY REQUIRED

The survey is conducted under the provisions of the Statistics Act 1965 (Revised-1989). The Act stipulates that the contents of individual returns are CONFIDENTIAL. In conformity with the stipulations of this Act, only aggregated figures are published.



- 15. REVISIONS** *Revisions will be made to the published figures based on the latest data available.*
- 16. ROUNDING** *The sum of the component figures may not tally with the sub-total or total figures due to rounding.*
- 17. SYMBOLS AND ABBREVIATIONS** *The following symbols have been used throughout the publication:-*
n.e.c. : not elsewhere classified
RM : Malaysian Ringgit
- 18. SEASONAL ADJUSTMENT** *Time-series data are very useful for economists, policy & decision makers and time-series analysts to identify the important features of economic series such as direction, turning point and consistency between other economic indicators. Sometimes this feature is difficult to observe because of seasonal movements. Thus, if the seasonal effect can be removed, the behaviour of the series would be better viewed. The estimation and removal of the seasonal effects is called seasonal adjustment.*
- Seasonal adjustment is a process to identify and to remove the regular within-a-year seasonal pattern, which may also include the influences of moving holidays and working/trading days effect in each period. The ultimate objective of the process is to highlight the underlying trends and short-term movements in the series.*
- In Malaysia, most of the time series data are affected by seasonal effects. Hence, to eliminate the seasonal effect as well as to seasonally adjust the Malaysian economic time series data, a standard seasonal adjustment package, X-12 ARIMA was used by Department of Statistics, Malaysia. Malaysian economic time series data also often affected by major religious festivals such as Eid-ul Fitr for Muslims, Chinese New Year to the Chinese and the Indian Deepavali. These festivals' dates are fixed according to the lunar year but vary according to the Gregorian calendar. Therefore, to estimate and remove moving holiday effect from time-series data, a procedure was developed, namely Seasonal Adjustment for Malaysia (SEAM).*