



KEMENTERIAN EKONOMI
JABATAN PERANGKAAAN MALAYSIA

ISSN 2682-8472



9 772682 847006

PERANGKAAAN PERKHIDMATAN / *SERVICES STATISTICS*

PRESTASI PERDAGANGAN BORONG & RUNCIT

PERFORMANCE OF WHOLESALE & RETAIL TRADE

MEI
MAY 2023

JABATAN PERANGKAAAN MALAYSIA
DEPARTMENT OF STATISTICS MALAYSIA



**KEMENTERIAN EKONOMI
JABATAN PERANGKAAN MALAYSIA**

**PERANGKAAN PERKHIDMATAN
PRESTASI PERDAGANGAN BORONG & RUNCIT
PERFORMANCE OF WHOLESALE & RETAIL TRADE**

**MEI
MAY 2023**

**Dikeluarkan pada: 12 Julai 2023
Released on: 12 July 2023**

Pemakluman

Jabatan Perangkaan Malaysia (DOSM) sedang menjalankan Banci Ekonomi pada tahun 2023. DOSM amat menghargai kerjasama daripada responden dalam memberikan maklumat kepada DOSM serta menjayakan banci ini. Sila layari www.dosm.gov.my untuk maklumat lanjut.

DOSM telah melancarkan OpenDOSM NextGen sebagai medium yang menyediakan katalog data dan visualisasi bagi memudahkan pengguna menganalisis pelbagai data. OpenDOSM NextGen ialah platform perkongsian data sumber terbuka dan boleh diakses melalui portal <https://open.dosm.gov.my>.

Dimaklumkan bahawa Kerajaan Malaysia telah mengisytiharkan Hari Statistik Negara (MyStats Day) pada 20 Oktober setiap tahun. Tema sambutan MyStats Day adalah "Connecting the World with Data We Can Trust".

DOSM akan mengeluarkan Anggaran KDNK Awalan bermula pada suku tahun kedua 2023. Anggaran awalan ini merupakan inisiatif yang dilaksanakan oleh DOSM untuk memberikan gambaran prestasi ekonomi empat (4) minggu awal sebelum KDNK Suku Tahunan dikeluarkan.

Announcement

The Department of Statistics Malaysia (DOSM) is conducting the Economic Census in 2023. DOSM greatly appreciates the cooperation of respondents in providing information and ensuring the success of this census. Please visit www.dosm.gov.my for more information.

DOSM has launched OpenDOSM NextGen as a medium that provides a catalogue of data and visualisation to facilitate users in analysing various data. OpenDOSM NextGen is an open source data sharing platform and accessible through <https://open.dosm.gov.my> portal.

Please be informed that the Government of Malaysia has declared National Statistics Day (MyStats Day) on October 20 each year. MyStats Day theme is "Connecting the World with Data We Can Trust".

DOSM will release Preliminary GDP Estimates commencing the second quarter of 2023. This preliminary estimate is an initiative by DOSM to provide an overview of the economic performance four (4) weeks in advance before the Quarterly GDP is released.

Muka surat ini sengaja dibiarkan kosong.
This page is deliberately left blank.

Diterbitkan dan dicetak oleh/ *Published and printed by:*

Jabatan Perangkaan Malaysia

Department of Statistics, Malaysia

Blok C6, Kompleks C,

Pusat Pentadbiran Kerajaan Persekutuan

62514 Putrajaya,

MALAYSIA

Tel. : 03-8885 7000
Faks : 03-8888 9248
Portal : <https://www.dosm.gov.my>

Facebook / Twitter / Instagram : StatsMalaysia
Emel / *Email* : info@dosm.gov.my (pertanyaan umum / *general enquiries*) data@dosm.gov.my (pertanyaan & permintaan data / *data request & enquiries*)

Harga / *Price* : RM15.00

Diterbitkan pada Julai 2023 / *Published on July 2023*

Hakcipta terpelihara / *All rights reserved.*

Tiada bahagian daripada terbitan ini boleh diterbitkan semula, disimpan untuk pengeluaran atau ditukar dalam apa-apa bentuk atau alat apa jua pun kecuali setelah mendapat kebenaran daripada Jabatan Perangkaan Malaysia. Pengguna yang mengeluarkan sebarang maklumat dari terbitan ini sama ada yang asal atau diolah semula hendaklah meletakkan kenyataan berikut:

“Sumber : Jabatan Perangkaan Malaysia.”

No part of this publication may be reproduced or distributed in any form or by any means or stored in data base without the prior written permission from Department of Statistics, Malaysia. Users reproducing content of this publication with or without adaptation should quote the following:

“Source : Department of Statistics, Malaysia.”

ISSN 2682 - 8472

KATA PENGANTAR

Penerbitan ini memaparkan **Prestasi Perdagangan Borong & Runcit bagi bulan rujukan Mei 2023** meliputi subsektor Kenderaan Bermotor, Perdagangan Borong dan Perdagangan Runcit. Ianya diterbitkan secara bulanan dan menggunakan klasifikasi industri yang terperinci berdasarkan Piawai Klasifikasi Industri Malaysia (MSIC) 2008, Ver.1.0 yang selari dengan *International Standard Industrial Classification of All Economic Activities Revision 4*, yang diterbitkan oleh *United Nations Statistics Division*. Bagi indeks volum, ia telah disusun buat kali pertama dengan menggunakan tahun 2008 sebagai tahun asas (2008=100). Bermula suku tahun pertama 2014, ianya telah diasaskan semula kepada tahun 2010 dan seterusnya, pada suku tahun kedua 2019, ia telah menggunakan tahun asas 2015.

Penerbitan ini mengandungi ringkasan penemuan, jadual terperinci, nota teknikal dan glosari yang menerangkan istilah dan takrifnya bagi meningkatkan kefahaman berkenaan data.

Jabatan merakamkan setinggi-tinggi penghargaan atas kerjasama yang diberikan oleh semua pihak dalam membekalkan data yang diperlukan dan menyumbang kepada kejayaan penerbitan ini. Sebarang maklum balas dan cadangan untuk penambahbaikan penerbitan ini pada masa akan datang amat dihargai.

DATO' SRI DR. MOHD UZIR MAHIDIN

Ketua Perangkawan Malaysia

Julai 2023

PREFACE

*This publication highlights the **Performance of Wholesale & Retail Trade for reference May 2023** encompassing the Motor Vehicles, Wholesale Trade and Retail Trade sub-sectors. It is published on a monthly basis and uses the detailed classification of industries in the Malaysia Standard Industrial Classification (MSIC) 2008, Ver. 1.0 which is in line with the International Standard Industrial Classification of All Economic Activities Revision 4, published by the United Nations Statistics Division. For volume index, it was compiled for the first time using 2008 as the base year (2008=100). Starting in first quarter 2014, it has been rebased to 2010 and subsequently, in second quarter 2019, 2015 as the base year has been implemented.*

This publication consists summary of the main findings, detailed tables, technical notes and glossary which describes the terms used and their definition to enhance the understanding of data.

The Department gratefully acknowledges the cooperation of all parties who have provided the required data and contributed to the success of this publication. Any feedback and suggestion towards improving this publication in future is highly appreciated.

DATO' SRI DR. MOHD UZIR MAHIDIN

Chief Statistician Malaysia

July 2023

KALENDAR AWALAN KELUARAN 2023
PERDAGANGAN BORONG & RUNCIT
ADVANCE RELEASE CALENDAR YEAR 2023
WHOLESALE & RETAIL TRADE

| Bulan rujukan <i>Reference month</i> | Tarikh <i>Date</i> |
|--|--|
| November 2022 <i>November 2022</i> | 11 Januari 2023 <i>11 January 2023</i> |
| Disember 2022 <i>December 2022</i> | 8 Februari 2023 <i>8 February 2023</i> |
| Januari 2023 <i>January 2023</i> | 13 Mac 2023 <i>13 March 2023</i> |
| Februari 2023 <i>February 2023</i> | 11 April 2023 <i>11 April 2023</i> |
| Mac 2023 <i>March 2023</i> | 10 Mei 2023 <i>10 May 2023</i> |
| April 2023 <i>April 2023</i> | 12 Jun 2023 <i>12 June 2023</i> |
| Mei 2023 <i>May 2023</i> | 12 Julai 2023 <i>12 July 2023</i> |
| Jun 2023 <i>June 2023</i> | 9 Ogos 2023 <i>9 August 2023</i> |
| Julai 2023 <i>July 2023</i> | 11 September 2023 <i>11 September 2023</i> |
| Ogos 2023 <i>August 2023</i> | 12 Oktober 2023 <i>12 October 2023</i> |
| September 2023 <i>September 2023</i> | 9 November 2023 <i>9 November 2023</i> |
| Oktober 2023 <i>October 2023</i> | 11 Disember 2023 <i>11 December 2023</i> |

Nota.
Notes.

Merujuk kepada tarikh data disembarkan kepada media atau dalam penerbitan khusus.
Refers to the date of release of the data to the media or in the specific publication.

Tarikh siaran tertakluk kepada pindaan.
Release dates are subject to change.

SINGKATAN ABBREVIATIONS

| | |
|---------|-------------------------------|
| b | Bilion |
| j | Juta |
| p | Permulaan |
| MoM | Bulan ke Bulan |
| r | Pindaan |
| RM | Ringgit Malaysia |
| t.t.t.l | Tidak terkelas di tempat lain |
| YoY | Tahun ke Tahun |
| n.a | Tiada |
| SA | Pelarasan Musim |

| | |
|--------------|---------------------------------|
| <i>b</i> | <i>Billion</i> |
| <i>m</i> | <i>Million</i> |
| <i>p</i> | <i>Preliminary</i> |
| <i>MoM</i> | <i>Month-on-Month</i> |
| <i>r</i> | <i>Revision</i> |
| <i>n.e.c</i> | <i>Not elsewhere classified</i> |
| <i>YoY</i> | <i>Year-on-Year</i> |
| <i>n.a</i> | <i>Not available</i> |
| <i>SA</i> | <i>Seasonal Adjusted</i> |

Simbol Symbols

| | |
|---|----------------------------|
| & | dan/ <i>and</i> |
| / | atau/ <i>or</i> |
| % | Peratus/ <i>percentage</i> |

Nota. *Note.*

Penjumlahan komponen mungkin berbeza dengan angka jumlah kecil atau jumlah besar disebabkan pembundaran.

The sum of the component figures may not totally with the sub-total or total figures due to rounding.

KANDUNGAN

CONTENTS

| | Muka surat <i>Page</i> |
|---|----------------------------------|
| Kata pengantar <i>Preface</i> | i |
| Kalendar Awalan Keluaran <i>Advance Release Calendar</i> | iii |
| Singkatan <i>Abbreviations</i> | iv |
| Sepintas Lalu <i>Snapshots</i> | 1 |
| Ringkasan Penemuan <i>Summary of Findings</i> | 5 |
| Jadual <i>Tables</i> | |
| 1. Nilai Jualan Perdagangan Borong & Runcit Mengikut Subsektor <i>Sales Value of Wholesales & Retail Trade by Sub-sector</i> | 17 |
| 2. Indeks Volum Perdagangan Borong & Runcit Tidak Diselaraskan Musim mengikut Subsektor (2015=100) <i>Non-Seasonally Adjusted Volume Index of Wholesale & Retail Trade by Sub-sector (2015=100)</i> | 18 |
| 3. Indeks Volum Perdagangan Borong & Runcit Pelarasan Musim Mengikut Subsektor (2015=100) <i>Seasonally Adjusted Volume Index of Wholesale & Retail Trade by Sub-sector (2015=100)</i> | 19 |
| 4. Nilai Jualan Perdagangan Borong mengikut Kumpulan <i>Sales Value of Wholesale Trade by Group</i> | 20 |
| 5. Indeks Volum Perdagangan Borong Tidak Diselaraskan Musim Mengikut Kumpulan (2015=100) <i>Non-Seasonally Adjusted Volume Index of Wholesale Trade by Group (2015=100)</i> | 22 |
| 6. Nilai Jualan Perdagangan Runcit mengikut Kumpulan <i>Sales Value of Retail Trade by Group</i> | 24 |
| 7. Indeks Volum Perdagangan Runcit Tidak Diselaraskan Musim Mengikut Kumpulan (2015=100) <i>Non-Seasonally Adjusted Volume Index of Retail Trade by Group (2015=100)</i> | 26 |
| 8. Nilai Jualan Kenderaan Bermotor mengikut Kumpulan <i>Sales Value of Motor Vehicles by Group</i> | 28 |
| 9. Indeks Volum Kenderaan Bermotor Tidak Diselaraskan Musim mengikut Kumpulan (2015=100) <i>Non-Seasonally Adjusted Volume Index of Motor Vehicles by Group (2015=100)</i> | 29 |
| 10. Indikator Ekonomi, Malaysia <i>Economic Indicators, Malaysia</i> | 30 |

KANDUNGAN

CONTENTS

| | Muka surat <i>Page</i> |
|---|----------------------------------|
| 11. Indeks Perdagangan Runcit bagi Negara Terpilih <i>Retail Trade Index for Selected Countries</i> | 31 |
| Indikator Tambahan <i>Additional Indicators</i> | 35 |
| Nota Teknikal <i>Technical Notes</i> | 39 |
| Lampiran <i>Appendix</i> | 53 |
| Glosari <i>Glossary</i> | 69 |

Muka surat ini sengaja dibiarkan kosong.
This page is deliberately left blank.

SEPINTAS LALU
SNAPSHOTS

Muka surat ini sengaja dibiarkan kosong.
This page is deliberately left blank.

PRESTASI PERDAGANGAN BORONG & RUNCIT, MEI 2023

Perdagangan Borong & Runcit Malaysia merekodkan pertumbuhan 6.6 peratus pada Mei 2023 untuk berada pada paras RM138.0 bilion

NILAI JUALAN

PERDAGANGAN BORONG



Mei 2023 : RM62.2b | 4.4% ↑
Apr. 2023 : RM60.9b | 3.2% ↑

PERDAGANGAN RUNCIT



Mei 2023 : RM58.8b | 5.0% ↑
Apr. 2023 : RM60.5b | 12.9% ↑

KENDERAAN BERMOTOR



Mei 2023 : RM17.0b | 22.0% ↑
Apr. 2023 : RM14.6b | -5.1% ↓

NILAI JUALAN

RM 138.0b
Mei 2023: 6.6%
Apr. 2023: 6.3%

INDEKS VOLUM

148.3 mata
Mei 2023: 4.6%
Apr. 2023: 4.7%

INDEKS VOLUM



PERDAGANGAN BORONG

Mei 2023 : 5.3% ↑
Apr. 2023 : 3.4% ↑



PERDAGANGAN RUNCIT

Mei 2023 : 2.4% ↑
Apr. 2023 : 10.0% ↑



KENDERAAN BERMOTOR

Mei 2023 : 17.8% ↑
Apr. 2023 : -9.0% ↓

APRIL 2023
6.5%

INDEKS VOLUM PELARASAN
MUSIM (BULANAN)

MEI 2023
-4.1%

KUMPULAN UTAMA (NILAI JUALAN)

PERDAGANGAN BORONG



Lain-lain Pengkhususan
Jualan Borong

Apr. 2023: -1.1% | Mei 2023: -1.8%



Jualan Borong
Barangan Isi Rumah

Apr. 2023: 5.4% | Mei 2023: 7.9%



Jualan Borong Makanan,
Minuman & Tembakau

Apr. 2023: 7.7% | Mei 2023: 9.6%

PERDAGANGAN RUNCIT



Jualan Runcit Di Kedai
Bukan Pengkhususan

Apr. 2023: 18.0% | Mei 2023: 8.4%



Jualan Runcit Di Kedai
Khusus Yang Menjual
Barangan Lain

Apr. 2023: 17.4% | Mei 2023: 6.0%



Jualan Runcit Di Kedai
Khusus Yang Menjual
Peralatan Lain Isi Rumah

Apr. 2023: 1.5% | Mei 2023: -1.9%

KENDERAAN BERMOTOR



Jualan Kenderaan
Bermotor

Apr. 2023: -17.3% | Mei 2023: 29.8%



Jualan Komponen &
Aksesori Kenderaan
Bermotor

Apr. 2023: 17.4% | Mei 2023: 17.7%



Penyelenggaraan &
Pembaikan Kenderaan
Bermotor

Apr. 2023: 20.5% | Mei 2023: 20.4%



PERFORMANCE OF WHOLESALE & RETAIL TRADE, MAY 2023

Malaysia's Wholesale & Retail Trade recorded 6.6 per cent growth in May 2023 to stand at RM138.0 billion

SALES VALUE

WHOLESALE TRADE



May 2023: RM62.2b | 4.4%

Apr. 2023: RM60.9b | 3.2%



RETAIL TRADE



May 2023: RM58.8b | 5.0%

Apr. 2023: RM60.5b | 12.9%



MOTOR VEHICLES



May 2023: RM17.0b | 22.0%

Apr. 2023: RM14.6b | -5.1%



VOLUME INDEX



WHOLESALE TRADE

May 2023: 5.3%

Apr. 2023: 3.4%



RETAIL TRADE

May 2023: 2.4%

Apr. 2023: 10.0%



MOTOR VEHICLES

May 2023: 17.8%

Apr. 2023: -9.0%



SALES VALUE

RM138.0 b

May 2023: 6.6%

Apr. 2023: 6.3%

VOLUME INDEX

148.3 points

May 2023: 4.6%

Apr. 2023: 4.7%

APR. 2023
6.5 %

SEASONALLY ADJUSTED
VOLUME INDEX (MONTHLY)

MAY 2023
-4.1%

MAIN GROUPS (SALES VALUE)

WHOLESALE TRADE



Other Specialised Wholesale

Apr. 2023: -1.1% | May 2023: -1.8%



Wholesale of Household Goods

Apr. 2023: 5.4 % | May 2023: 7.9%



Wholesale of Food, Beverages & Tobacco

Apr. 2023: 7.7 % | May 2023: 9.6%

RETAIL TRADE



Retail Sale in Non-specialised Stores

Apr. 2023: 18.0 % | May 2023: 8.4%



Retail Sale of Other Goods in Specialised Stores

Apr. 2023: 17.4 % | May 2023: 6.0%



Retail Sale of Other Household Equipment in Specialised Stores

Apr. 2023: 1.5 % | May 2023: -1.9%

MOTOR VEHICLES



Sale of Motor Vehicles

Apr. 2023: -17.3 % | May 2023: 29.8%



Sale of Motor Vehicles Parts & Accessories

Apr. 2023: 17.4 % | May 2023: 17.7%



Maintenance & Repair of Motor Vehicles





Apr. 2023: 20.5 % | May 2023: 20.4%

RINGKASAN PENEMUAN
SUMMARY OF FINDINGS

Muka surat ini sengaja dibiarkan kosong.
This page is deliberately left blank.

PRESTASI PERDAGANGAN BORONG & RUNCIT, MEI 2023

Paparan 1: Prestasi Nilai Jualan dan Indeks Volum Perdagangan Borong & Runcit, Mei 2023

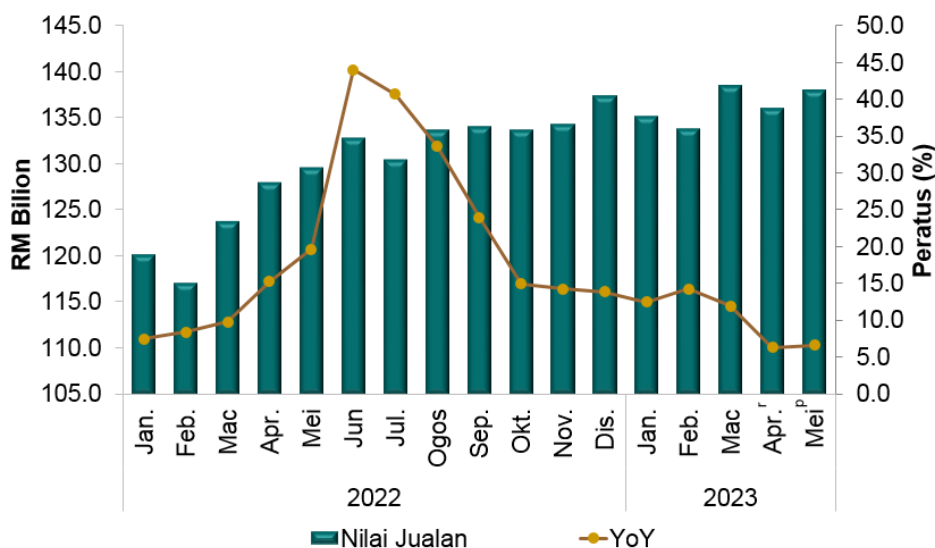
| SUBSEKTOR | Nilai Jualan | | | Indeks Volum (2015=100) | | | | |
|---|--------------|-------------|------|-------------------------|-------------|------|-----------------|-------------|
| | RM Bilion | % Perubahan | | Asal | % Perubahan | | Pelarasan Musim | % Perubahan |
| | Mei 2023 | YoY | MoM | Mei 2023 | YoY | MoM | Mei 2023 | MoM (SA) |
|  PERDAGANGAN BORONG & RUNCIT | 138.0 | 6.6 | 1.5 | 148.3 | 4.6 | 0.7 | 152.2 | -4.1 |
|  PERDAGANGAN BORONG | 62.2 | 4.4 | 2.1 | 137.3 | 5.3 | 1.7 | 139.7 | -2.5 |
|  PERDAGANGAN RUNCIT | 58.8 | 5.0 | -2.7 | 167.9 | 2.4 | -3.0 | 173.7 | -8.8 |
|  KENDERAAN BERMOTOR | 17.0 | 22.0 | 16.2 | 127.6 | 17.8 | 15.8 | 159.4 | 31.1 |

PRESTASI KESELURUHAN

1 Jualan Perdagangan Borong & Runcit

Nilai jualan Perdagangan Borong & Runcit merekodkan **RM138.0 bilion** pada bulan Mei 2023, catat pertumbuhan **6.6 peratus** tahun ke tahun (**Carta 1**). Pertumbuhan positif ini disumbangkan oleh semua subsektor, iaitu Kenderaan Bermotor **22.0 peratus**, Perdagangan Runcit **5.0 peratus** dan Perdagangan Borong **4.4 peratus**.

Carta 1: Nilai Jualan dan Kadar Pertumbuhan Tahunan Perdagangan Borong & Runcit, Januari 2022 - Mei 2023

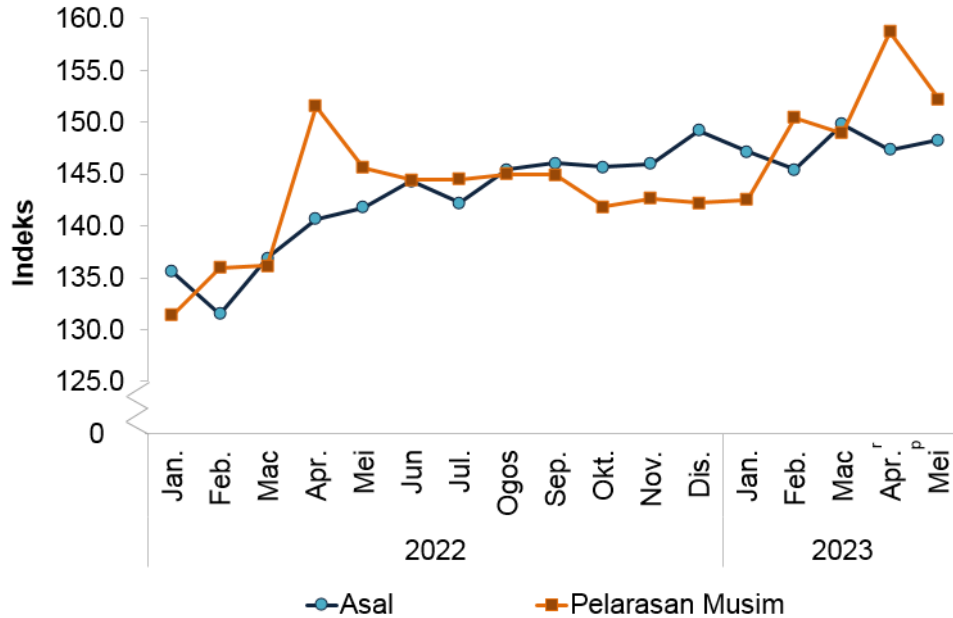


2

Indeks Volum Perdagangan Borong & Runcit

Bagi indeks volum, Perdagangan Borong & Runcit mencatatkan **4.6 peratus** tahun ke tahun untuk mencapai **148.3 mata**. Peningkatan ini disumbangkan oleh Kenderaan Bermotor **17.8 peratus** dan Perdagangan Borong **5.3 peratus** (**Carta 2**). Bagi indeks volum pelarasan musim, ia menurun **-4.1 peratus** bulan ke bulan pada Mei 2023.

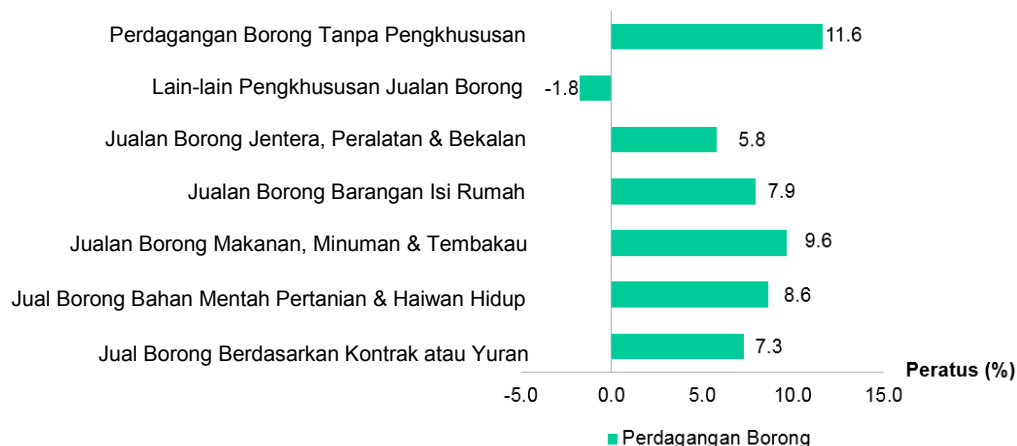
Carta 2: Indeks Volum Perdagangan Borong & Runcit, Januari 2022 - Mei 2023



3 Jualan Perdagangan Borong

Perdagangan Borong menjana jualan sebanyak **RM62.2 bilion** pada Mei 2023 dengan pertumbuhan **4.4 peratus** berbanding bulan Mei 2022. Peningkatan ini disumbangkan oleh Perdagangan Borong Tanpa Pengkhususan **11.6 peratus**, Jualan Borong Makanan, Minuman & Tembakau **9.6 peratus**, Jual Borong Bahan Mentah Pertanian & Haiwan Hidup **8.6 peratus**, Jualan Borong Barangan Isi Rumah **7.9 peratus**, Jual Borong Berdasarkan Kontrak atau Yuran **7.3 peratus** dan Jualan Borong Jentera, Peralatan & Bekalan **5.8 peratus** (**Carta 3**). Bagi perbandingan antara bulan, jualan bagi subsektor ini meningkat **2.1 peratus**.

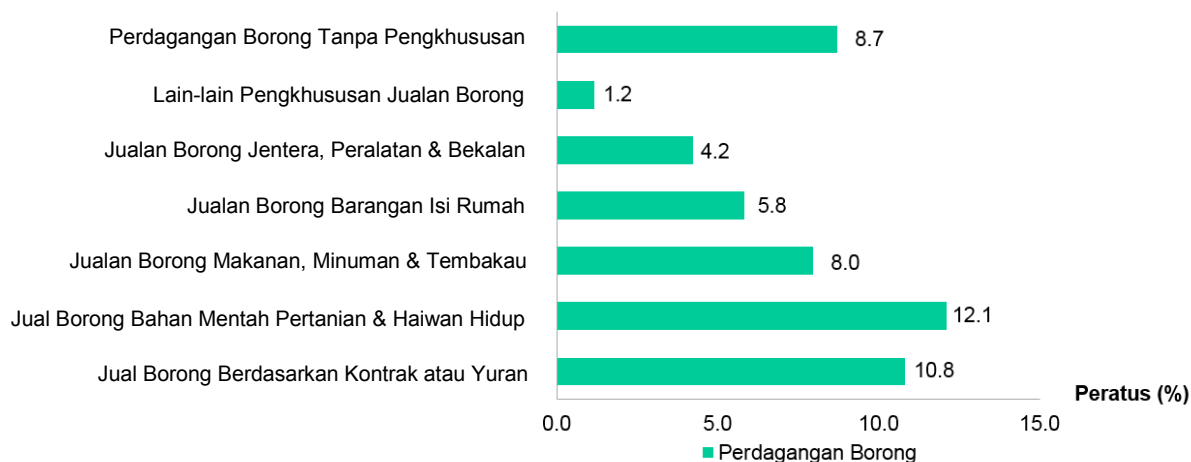
Carta 3: Kadar Pertumbuhan Tahunan Nilai Jualan Perdagangan Borong mengikut Kumpulan, Mei 2023



4 Indeks Volum Perdagangan Borong

Indeks volum Perdagangan Borong mencatatkan **137.3 mata**, meningkat **5.3 peratus** tahun ke tahun. Pertumbuhan positif ini direkodkan oleh Jual Borong Bahan Mentah Pertanian & Haiwan Hidup (**12.1%**), Jual Borong Berdasarkan Kontrak atau Yuran (**10.8%**), Perdagangan Borong Tanpa Pengkhususan (**8.7%**), Jualan Borong Makanan, Minuman & Tembakau (**8.0%**) dan Jualan Borong Barangan Isi Rumah (**5.8%**) seperti di **Carta 4**. Sementara itu, indeks volum pelarasan musim menurun **-2.5 peratus** bulan ke bulan.

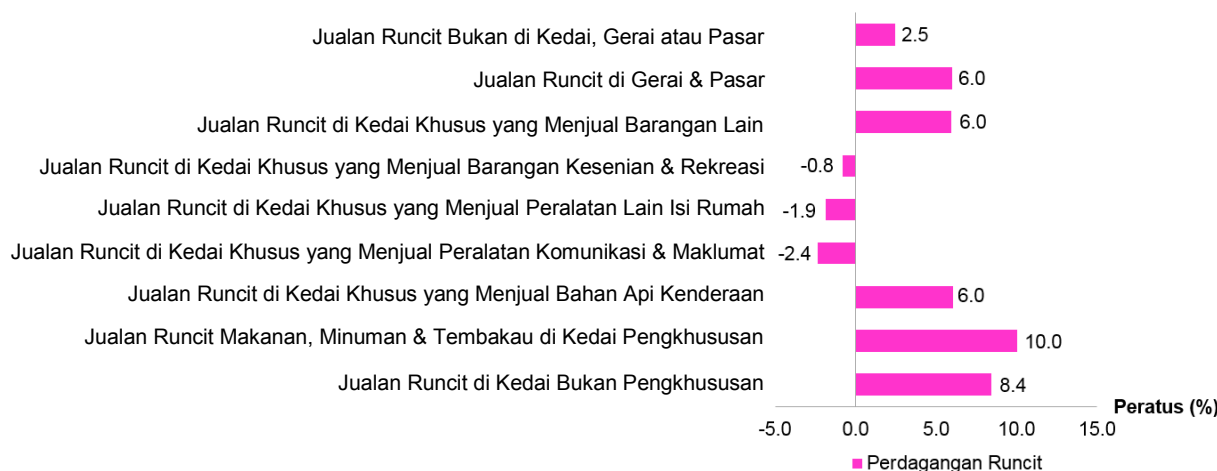
Carta 4: Kadar Pertumbuhan Tahunan Indeks Volum Perdagangan Borong mengikut Kumpulan, Mei 2023



5 **Jualan Perdagangan Runcit**

Jualan Perdagangan Runcit mencatatkan pertumbuhan **5.0 peratus** berbanding Mei 2022. **Carta 5** menunjukkan antara kumpulan yang menyumbang kepada peningkatan ini ialah Jualan Runcit Makanan, Minuman & Tembakau di Kedai Pengkhususan (**10.0%**), Jualan Runcit di Kedai Bukan Pengkhususan (**8.4%**), Jualan Runcit di Kedai Khusus yang Menjual Bahan Api Kenderaan (**6.0%**), Jualan Runcit di Kedai Khusus yang Menjual Barangan Lain (**6.0%**) dan Jualan Runcit di Gerai & Pasar (**6.0%**). Berbanding April 2023, jualan bagi subsektor ini menurun **-2.7 peratus**.

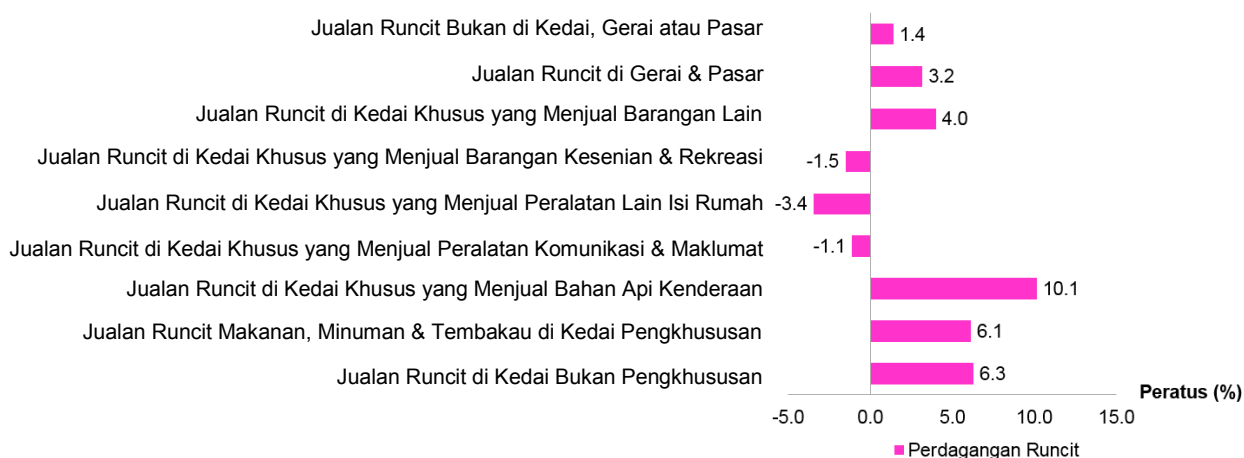
Carta 5: Kadar Pertumbuhan Tahunan Nilai Jualan Perdagangan Runcit mengikut Kumpulan, Mei 2023



6 **Indeks Volum Perdagangan Runcit**

Indeks volum Perdagangan Runcit merekodkan pertumbuhan **2.4 peratus** kepada **167.9 mata** berbanding Mei 2022. Antara kumpulan yang menyumbang kepada peningkatan ini ialah Jualan Runcit di Kedai Khusus yang Menjual Bahan Api Kenderaan (**10.1%**), Jualan Runcit di Kedai Bukan Pengkhususan (**6.3%**), Jualan Runcit Makanan, Minuman & Tembakau di Kedai Pengkhususan (**6.1%**), Jualan Runcit di Kedai Khusus yang Menjual Barangan Lain (**4.0%**) dan Jualan Runcit di Gerai & Pasar (**3.2%**) seperti pada **Carta 6**. Bagi indeks volum pelarasan musim, ia turun sebanyak **-8.8 peratus** berbanding April 2023.

Carta 6: Kadar Pertumbuhan Tahunan Indeks Volum Perdagangan Runcit mengikut Kumpulan, Mei 2023

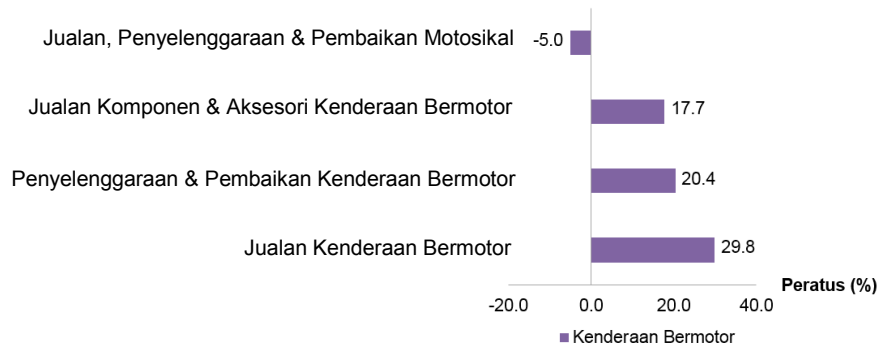


KENDERAAN BERMOTOR

7 Jualan Kenderaan Bermotor

Nilai jualan subsektor Kenderaan Bermotor mencatatkan pertumbuhan positif **22.0 peratus** tahun ke tahun. Peningkatan ini disumbangkan oleh Jualan Kenderaan Bermotor yang melonjak **29.8 peratus** pada Mei 2023 (**Carta 7**). Bagi perbandingan bulanan, jualan subsektor ini meningkat **16.2 peratus**.

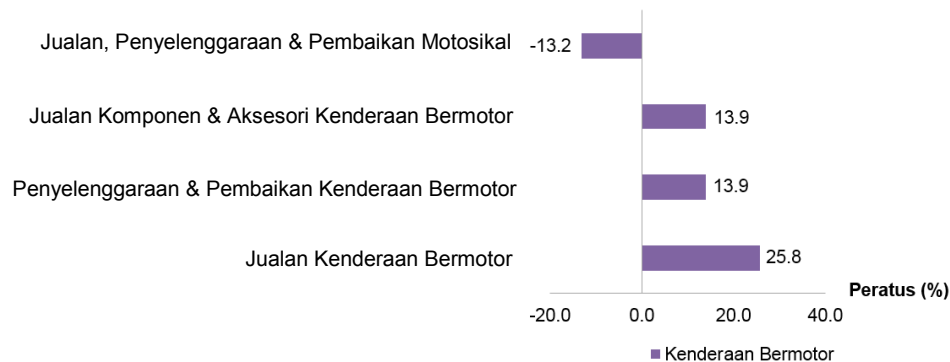
Carta 7: Kadar Pertumbuhan Tahunan Nilai Jualan Kenderaan Bermotor mengikut Kumpulan, Mei 2023



8 Indeks Volum Kenderaan Bermotor

Indeks volum Kenderaan Bermotor berkembang **17.8 peratus** tahun ke tahun untuk mencapai **127.6 mata**. Peningkatan ini disumbangkan oleh Jualan Kenderaan Bermotor (**25.8%**) seperti di **Carta 8**. Indeks volum pelarasan musim bagi subsektor ini meningkat **31.1 peratus** bulan ke bulan.

Carta 8: Kadar Pertumbuhan Tahunan Indeks Volum Kenderaan Bermotor mengikut Kumpulan, Mei 2023



PERFORMANCE OF WHOLESALE & RETAIL TRADE, MAY 2023

Exhibit 1: Performance of Sales Value and Volume Index of Wholesale & Retail Trade, May 2023

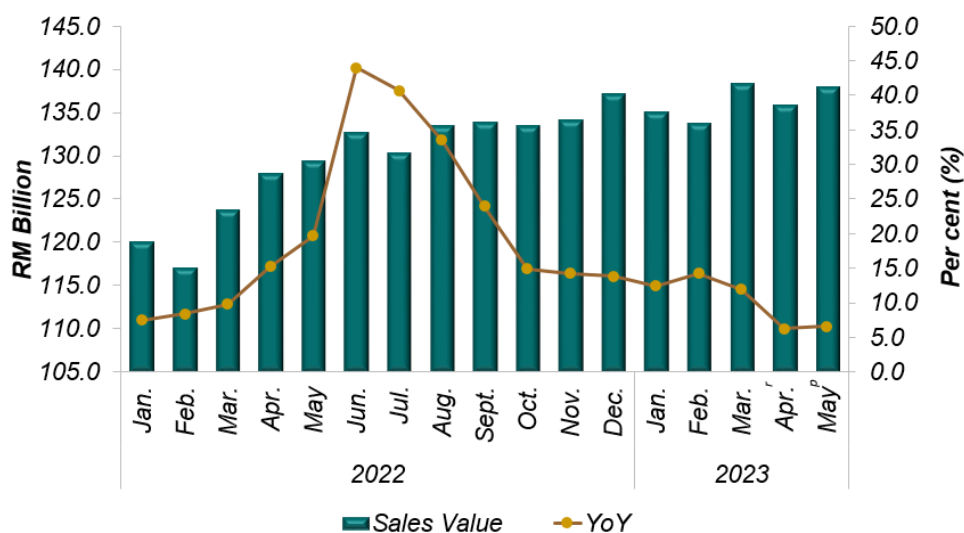
| SUB-SECTOR | Sales Value | | | Volume Index (2015=100) | | | | |
|-------------------------------------|--------------|-------------|-------------|-------------------------|-------------|-------------|--------------------------|-------------|
| | RM Billion | % Changes | | Original | % Changes | | Seasonally Adjusted (SA) | % Changes |
| | May 2023 | YoY | MoM | May 2023 | YoY | MoM | May 2023 | MoM (SA) |
| WHOLESALE & RETAIL TRADE | 138.0 | 6.6 | 1.5 | 148.3 | 4.6 | 0.7 | 152.2 | -4.1 |
| WHOLESALE TRADE | 62.2 | 4.4 | 2.1 | 137.3 | 5.3 | 1.7 | 139.7 | -2.5 |
| RETAIL TRADE | 58.8 | 5.0 | -2.7 | 167.9 | 2.4 | -3.0 | 173.7 | -8.8 |
| MOTOR VEHICLES | 17.0 | 22.0 | 16.2 | 127.6 | 17.8 | 15.8 | 159.4 | 31.1 |

OVERALL PERFORMANCE

1 Sales of Wholesale & Retail Trade

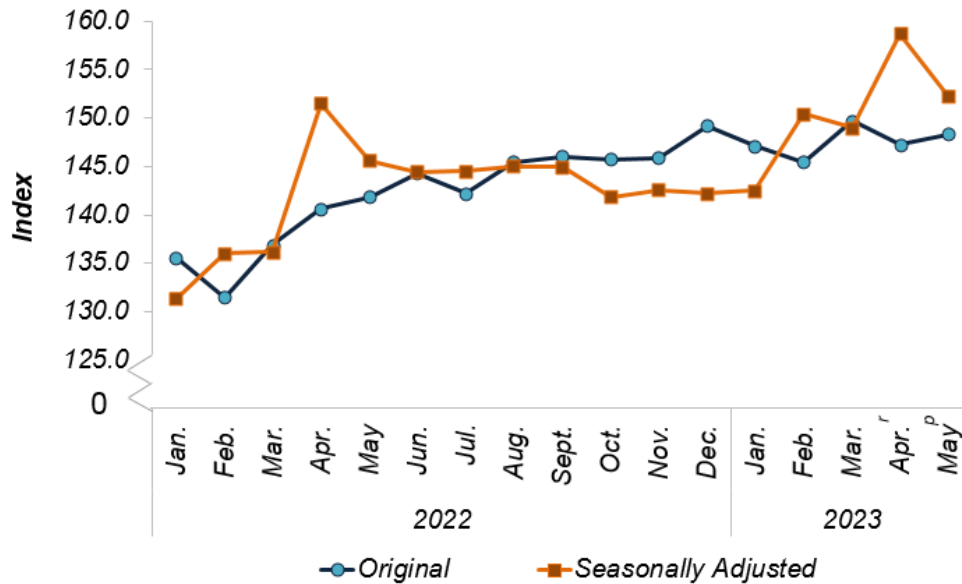
Sales value of Wholesale & Retail Trade recorded **RM138.0 billion** in May 2023, registered a growth of **6.6 per cent** year-on-year (**Chart 1**). The positive growth was contributed by all sub-sectors, namely Motor Vehicles **22.0 per cent**, Retail Trade **5.0 per cent**, and Wholesale Trade **4.4 per cent**.

Chart 1: Sales Value and Annual Growth Rate of Wholesale & Retail Trade, January 2022 - May 2023



In terms of volume index, Wholesale & Retail Trade registered **4.6 per cent** year-on-year to record **148.3 points**. The increase was supported by Motor Vehicles **17.8 per cent** and Wholesale Trade **5.3 per cent** (Chart 2). As for seasonally adjusted volume index, it went down **-4.1 per cent** month-on-month in May 2023.

Chart 2: Volume Index of Wholesale & Retail Trade, January 2022 - May 2023



WHOLESALE TRADE

3

Sales of Wholesale Trade

Wholesale Trade generated sales value of **RM62.2 billion** in May 2023 with a growth of **4.4 per cent** as against May 2022. This increase was attributed to Non-specialised Wholesale Trade **11.6 per cent**, Wholesale of Food, Beverages & Tobacco **9.6 per cent**, Wholesale of Agricultural Raw Materials & Live Animals **8.6 per cent**, Wholesale of Household Goods **7.9 per cent**, Wholesale on a Fee or Contract Basis **7.3 per cent**, and Wholesale of Machinery, Equipment & Supplies **5.8 per cent** (Chart 3). For monthly comparison, sales of this sub-sector increased **2.1 per cent**.

Chart 3: Annual Growth Rate for Sales Value of Wholesale Trade by Group, May 2023



4

Volume Index of Wholesale Trade

Volume index of Wholesale Trade registered **137.3 points**, expanded **5.3 per cent** year-on-year. The positive growth was recorded in Wholesale of Agricultural Raw Materials & Live Animals (**12.1%**), Wholesale on a Fee or Contract Basis (**10.8%**), Non-specialised Wholesale Trade (**8.7%**), Wholesale of Food, Beverages & Tobacco (**8.0%**), and Wholesale of Household Goods (**5.8%**) as in Chart 4. Meanwhile, the seasonally adjusted volume index inched down **-2.5 per cent** month-on-month.

Chart 4: Annual Growth Rate for Volume Index of Wholesale Trade by Group, May 2023



RETAIL TRADE

5 Sales of Retail Trade

Sales of Retail Trade registered a growth of **5.0 per cent** as compared to May 2022. **Chart 5** shows that among the groups that contributed to this expansion were Retail Sale of Food, Beverages & Tobacco in Specialised Stores (**10.0%**), Retail Sale in Non-specialised Stores (**8.4%**), Retail Sale of Automotive Fuel in Specialised Stores (**6.0%**), Retail Sale of Other Goods in Specialised Stores (**6.0%**), and Retail Sale Via Stalls & Markets (**6.0%**). Compared with April 2023, sales of this sub-sector decreased **-2.7 per cent**.

Chart 5: Annual Growth Rate for Sales Value of Retail Trade by Group, May 2023



6 Volume Index of Retail Trade

Volume Index of Retail Trade recorded a growth of **2.4 per cent** to **167.9 points** as compared to May 2022. Among the groups that contributed to this growth were Retail Sale of Automotive Fuel in Specialised Stores (**10.1%**), Retail Sale in Non-specialised Stores (**6.3%**), Retail Sale of Food, Beverages & Tobacco in Specialised Stores (**6.1%**), Retail Sale of Other Goods in Specialised Stores (**4.0%**), and Retail Sale Via Stalls & Markets (**3.2%**) as presented in **Chart 6**. As for seasonally adjusted volume index, it decreased **-8.8 per cent** as against April 2023.

Chart 6: Annual Growth Rate for Volume Index of Retail Trade by Group, May 2023

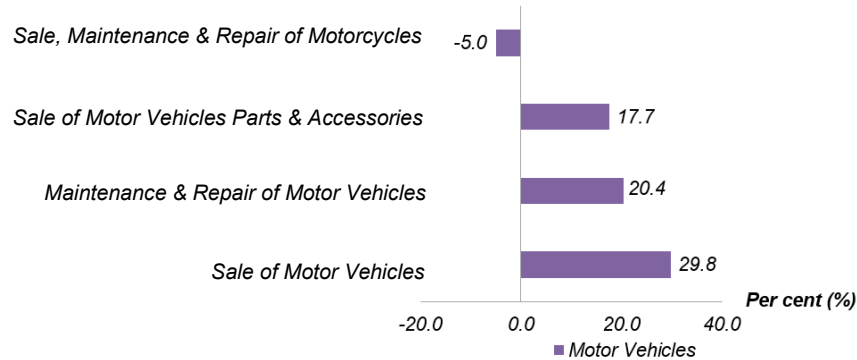


MOTOR VEHICLES

7 Sales of Motor Vehicles

Sales value of Motor Vehicles sub-sector registered a positive growth of **22.0 per cent** year-on-year. The increase was attributed to Sale of Motor Vehicles which surged **29.8 per cent** in May 2023 (**Chart 7**). On a monthly basis, sales of this sub-sector increased **16.2 per cent**.

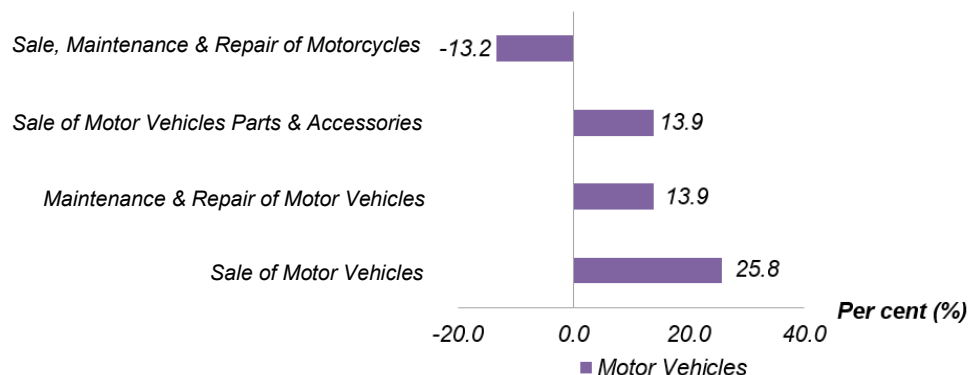
Chart 7: Annual Growth Rate for Sales Value of Motor Vehicles by Group, May 2023



8 Volume Index of Motor Vehicles

The volume index of Motor Vehicles expanded **17.8 per cent** year-on-year to reach **127.6 points**. The increase was attributed to Sale of Motor Vehicles (**25.8%**) as in **Chart 8**. Seasonally adjusted volume index for this sub-sector elevated **31.1 per cent** month-on-month.

Chart 8: Annual Growth Rate for Volume Index of Motor Vehicles by Group, May 2023



SENARAI JADUAL STATISTIK
LIST OF STATISTICAL TABLES

Muka surat ini sengaja dibiarkan kosong.
This page is deliberately left blank.

| Tahun/ Bulan Year/ Month | Jumlah Total | Perdagangan Borong Wholesale Trade | Perdagangan Runcit Retail Trade | Kenderaan Bermotor Motor Vehicles | |
|--|-------------------|---------------------------------------|------------------------------------|--------------------------------------|---------|
| Jualan / Sales (RM Juta/ million) | | | | | |
| 2022 | Jan. | 120,185 | 58,581 | 48,970 | 12,634 |
| | Feb. | 117,090 | 55,850 | 48,783 | 12,456 |
| | Mac | 123,773 | 57,241 | 49,851 | 16,682 |
| | Apr. | 127,984 | 59,023 | 53,559 | 15,402 |
| | Mei | 129,504 | 59,555 | 56,019 | 13,930 |
| | Jun | 132,795 | 60,515 | 56,154 | 16,127 |
| | Jul. | 130,393 | 59,696 | 56,582 | 14,115 |
| | Ogos | 133,626 | 60,131 | 56,980 | 16,514 |
| | Sep. | 134,015 | 60,038 | 57,653 | 16,323 |
| | Okt. | 133,596 | 59,868 | 58,307 | 15,422 |
| | Nov. | 134,264 | 59,487 | 58,740 | 16,036 |
| | Dis. | 137,294 | 60,308 | 59,454 | 17,532 |
| 2023 | Jan. | 135,130 | 60,374 | 59,577 | 15,179 |
| | Feb. | 133,792 | 59,148 | 58,158 | 16,485 |
| | Mac | 138,497 | 61,597 | 58,671 | 18,229 |
| | Apr. ^r | 135,988 | 60,902 | 60,462 | 14,623 |
| | Mei ^p | 137,996 | 62,170 | 58,830 | 16,997 |
| % Perubahan / % Changes (YoY) | | | | | |
| 2022 | Jan. | 7.5 | 5.7 | 7.3 | 17.0 |
| | Feb. | 8.4 | 6.2 | 10.2 | 11.6 |
| | Mac | 9.8 | 8.6 | 10.8 | 11.1 |
| | Apr. | 15.2 | 11.5 | 20.9 | 11.3 |
| | Mei | 19.6 | 11.7 | 29.2 | 20.1 |
| | Jun | 44.0 | 19.3 | 38.4 | 1,642.8 |
| | Jul. | 40.7 | 20.6 | 37.5 | 597.7 |
| | Ogos | 33.6 | 16.0 | 34.5 | 183.3 |
| | Sep. | 24.0 | 13.3 | 30.0 | 51.2 |
| | Okt. | 14.9 | 7.3 | 26.0 | 8.9 |
| | Nov. | 14.2 | 5.6 | 22.8 | 19.8 |
| | Dis. | 13.8 | 4.7 | 22.7 | 20.3 |
| 2023 | Jan. | 12.4 | 3.1 | 21.7 | 20.1 |
| | Feb. | 14.3 | 5.9 | 19.2 | 32.3 |
| | Mac | 11.9 | 7.6 | 17.7 | 9.3 |
| | Apr. ^r | 6.3 | 3.2 | 12.9 | -5.1 |
| | Mei ^p | 6.6 | 4.4 | 5.0 | 22.0 |
| % Perubahan / % Changes (MoM) | | | | | |
| 2022 | Jan. | -0.4 | 1.7 | 1.0 | -13.3 |
| | Feb. | -2.6 | -4.7 | -0.4 | -1.4 |
| | Mac | 5.7 | 2.5 | 2.2 | 33.9 |
| | Apr. | 3.4 | 3.1 | 7.4 | -7.7 |
| | Mei | 1.2 | 0.9 | 4.6 | -9.6 |
| | Jun | 2.5 | 1.6 | 0.2 | 15.8 |
| | Jul. | -1.8 | -1.4 | 0.8 | -12.5 |
| | Ogos | 2.5 | 0.7 | 0.7 | 17.0 |
| | Sep. | 0.3 | -0.2 | 1.2 | -1.2 |
| | Okt. | -0.3 | -0.3 | 1.1 | -5.5 |
| | Nov. | 0.5 | -0.6 | 0.7 | 4.0 |
| | Dis. | 2.3 | 1.4 | 1.2 | 9.3 |
| 2023 | Jan. | -1.6 | 0.1 | 0.2 | -13.4 |
| | Feb. | -1.0 | -2.0 | -2.4 | 8.6 |
| | Mac | 3.5 | 4.1 | 0.9 | 10.6 |
| | Apr. ^r | -1.8 | -1.1 | 3.1 | -19.8 |
| | Mei ^p | 1.5 | 2.1 | -2.7 | 16.2 |

| Tahun/ Bulan Year/ Month | Jumlah Total | Perdagangan Borong Wholesale Trade | Perdagangan Runcit Retail Trade | Kenderaan Bermotor Motor Vehicles |
|--------------------------------------|-----------------|---------------------------------------|------------------------------------|--------------------------------------|
| Wajaran / Weight | 100.0 | 44.9 | 40.9 | 14.2 |
| 2022 | | | | |
| Jan. | 135.6 | 134.1 | 147.2 | 107.7 |
| Feb. | 131.5 | 126.1 | 146.2 | 104.9 |
| Mac | 136.9 | 127.8 | 148.1 | 132.4 |
| Apr. | 140.6 | 130.6 | 157.3 | 121.1 |
| Mei | 141.8 | 130.4 | 164.0 | 108.4 |
| Jun | 144.3 | 132.0 | 164.9 | 121.6 |
| Jul. | 142.2 | 130.1 | 165.8 | 105.8 |
| Ogos | 145.5 | 132.3 | 166.5 | 125.1 |
| Sep. | 146.0 | 132.4 | 168.1 | 123.4 |
| Okt. | 145.7 | 132.1 | 169.4 | 118.0 |
| Nov. | 145.9 | 131.3 | 169.7 | 121.5 |
| Dis. | 149.2 | 133.8 | 171.4 | 133.0 |
| 2023 | | | | |
| Jan. | 147.1 | 134.5 | 171.0 | 117.6 |
| Feb. | 145.4 | 130.9 | 166.8 | 126.9 |
| Mac | 149.8 | 136.5 | 168.6 | 139.8 |
| Apr. ^r | 147.3 | 135.0 | 173.1 | 110.2 |
| Mei ^p | 148.3 | 137.3 | 167.9 | 127.6 |
| % Perubahan / % Changes (YoY) | | | | |
| 2022 | | | | |
| Jan. | 3.4 | 1.7 | 2.8 | 13.8 |
| Feb. | 3.6 | 0.7 | 5.4 | 6.9 |
| Mac | 4.7 | 1.2 | 7.3 | 6.5 |
| Apr. | 10.0 | 3.3 | 16.6 | 7.2 |
| Mei | 14.7 | 3.1 | 24.2 | 19.6 |
| Jun | 35.8 | 10.7 | 31.3 | 1,529.9 |
| Jul. | 33.4 | 10.8 | 31.6 | 667.1 |
| Ogos | 26.9 | 7.3 | 30.1 | 168.1 |
| Sep. | 18.5 | 3.4 | 27.1 | 44.1 |
| Okt. | 10.3 | 0.8 | 22.3 | 1.2 |
| Nov. | 9.8 | 0.6 | 18.3 | 10.3 |
| Dis. | 9.5 | 1.1 | 17.4 | 9.7 |
| 2023 | | | | |
| Jan. | 8.5 | 0.3 | 16.2 | 9.2 |
| Feb. | 10.6 | 3.8 | 14.1 | 20.9 |
| Mac | 9.4 | 6.7 | 13.8 | 5.6 |
| Apr. ^r | 4.7 | 3.4 | 10.0 | -9.0 |
| Mei ^p | 4.6 | 5.3 | 2.4 | 17.8 |
| % Perubahan / % Changes (MoM) | | | | |
| 2022 | | | | |
| Jan. | -0.4 | 1.3 | 0.8 | -11.2 |
| Feb. | -3.0 | -5.9 | -0.7 | -2.5 |
| Mac | 4.1 | 1.4 | 1.3 | 26.2 |
| Apr. | 2.7 | 2.2 | 6.2 | -8.5 |
| Mei | 0.8 | -0.2 | 4.3 | -10.5 |
| Jun | 1.7 | 1.2 | 0.5 | 12.2 |
| Jul. | -1.5 | -1.4 | 0.6 | -12.9 |
| Ogos | 2.3 | 1.7 | 0.5 | 18.2 |
| Sep. | 0.4 | 0.1 | 1.0 | -1.4 |
| Okt. | -0.3 | -0.2 | 0.7 | -4.4 |
| Nov. | 0.2 | -0.6 | 0.2 | 3.0 |
| Dis. | 2.3 | 1.9 | 1.0 | 9.4 |
| 2023 | | | | |
| Jan. | -1.4 | 0.5 | -0.2 | -11.6 |
| Feb. | -1.1 | -2.6 | -2.5 | 7.9 |
| Mac | 3.0 | 4.3 | 1.1 | 10.2 |
| Apr. ^r | -1.6 | -1.0 | 2.7 | -21.2 |
| Mei ^p | 0.7 | 1.7 | -3.0 | 15.8 |

| Tahun/ Bulan Year/ Month | Jumlah Total | Perdagangan Borong Wholesale Trade | Perdagangan Runcit Retail Trade | Kenderaan Bermotor Motor Vehicles |
|--------------------------------------|-----------------|---------------------------------------|------------------------------------|--------------------------------------|
| Wajaran / Weight | 100.0 | 44.9 | 40.9 | 14.2 |
| 2022 | | | | |
| Jan. | 131.3 | 129.2 | 142.9 | 103.6 |
| Feb. | 136.0 | 131.1 | 150.6 | 106.9 |
| Mac | 136.2 | 130.5 | 152.1 | 115.8 |
| Apr. | 151.5 | 138.6 | 176.1 | 133.6 |
| Mei | 145.6 | 132.6 | 172.1 | 134.0 |
| Jun | 144.4 | 135.3 | 161.9 | 129.1 |
| Jul. | 144.5 | 135.1 | 176.5 | 115.5 |
| Ogos | 145.0 | 130.3 | 168.5 | 131.3 |
| Sep. | 145.0 | 127.6 | 175.4 | 119.0 |
| Okt. | 141.8 | 126.6 | 167.4 | 110.0 |
| Nov. | 142.6 | 128.6 | 168.2 | 113.9 |
| Dis. | 142.2 | 129.0 | 165.8 | 116.1 |
| 2023 | | | | |
| Jan. | 142.5 | 129.3 | 162.7 | 113.8 |
| Feb. | 150.4 | 135.9 | 168.4 | 130.3 |
| Mac | 149.0 | 139.5 | 170.3 | 120.4 |
| Apr. ^r | 158.7 | 143.3 | 190.4 | 121.6 |
| Mei ^p | 152.2 | 139.7 | 173.7 | 159.4 |
| % Perubahan / % Changes (MoM) | | | | |
| 2022 | | | | |
| Jan. | 1.1 | 1.2 | 1.4 | -2.8 |
| Feb. | 3.5 | 1.5 | 5.4 | 3.2 |
| Mac | 0.1 | -0.4 | 0.9 | 8.3 |
| Apr. | 11.3 | 6.2 | 15.8 | 15.3 |
| Mei | -3.9 | -4.3 | -2.3 | 0.3 |
| Jun | -0.8 | 2.0 | -5.9 | -3.7 |
| Jul. | 0.1 | -0.1 | 9.0 | -10.6 |
| Ogos | 0.3 | -3.5 | -4.5 | 13.7 |
| Sep. | -0.03 | -2.1 | 4.1 | -9.4 |
| Okt. | -2.2 | -0.8 | -4.5 | -7.5 |
| Nov. | 0.5 | 1.6 | 0.4 | 3.6 |
| Dis. | -0.3 | 0.4 | -1.4 | 1.9 |
| 2023 | | | | |
| Jan. | 0.2 | 0.2 | -1.9 | -2.0 |
| Feb. | 5.5 | 5.1 | 3.5 | 14.4 |
| Mac | -0.9 | 2.6 | 1.2 | -7.5 |
| Apr. ^r | 6.5 | 2.7 | 11.8 | 1.0 |
| Mei ^p | -4.1 | -2.5 | -8.8 | 31.1 |

| Tahun/ Bulan | Jumlah | Jual Borong Berdasarkan Kontrak atau Yuran | Jual Borong Bahan Mentah Pertanian dan Haiwan Hidup | Jualan Borong Makanan, Minuman dan Tembakau | |
|--|-------------------|--|--|---|--------|
| Year/ Month | Total | Wholesale on a Fee or Contract Basis | Wholesale of Agricultural Raw Materials and Live Animals | Wholesale of Food, Beverages and Tobacco | |
| Kod/ Code | 46 | 461 | 462 | 463 | |
| Jualan / Sales (RM Juta/ million) | | | | | |
| 2022 | Jan. | 58,581 | 980 | 4,684 | 11,744 |
| | Feb. | 55,850 | 1,000 | 4,716 | 10,909 |
| | Mac | 57,241 | 1,019 | 5,140 | 10,936 |
| | Apr. | 59,023 | 1,021 | 5,168 | 11,221 |
| | Mei | 59,555 | 1,032 | 5,374 | 11,198 |
| | Jun | 60,515 | 1,029 | 5,208 | 11,310 |
| | Jul. | 59,696 | 977 | 5,442 | 11,254 |
| | Ogos | 60,131 | 989 | 5,295 | 11,344 |
| | Sep. | 60,038 | 1,003 | 5,377 | 11,423 |
| | Okt. | 59,868 | 1,045 | 5,237 | 11,617 |
| | Nov. | 59,487 | 1,083 | 5,148 | 12,070 |
| | Dis. | 60,308 | 1,119 | 5,519 | 12,203 |
| 2023 | Jan. | 60,374 | 1,073 | 5,282 | 12,630 |
| | Feb. | 59,148 | 1,090 | 5,187 | 11,986 |
| | Mac | 61,597 | 1,075 | 5,508 | 12,346 |
| | Apr. ^r | 60,902 | 1,103 | 5,431 | 12,085 |
| | Mei ^p | 62,170 | 1,108 | 5,838 | 12,279 |
| % Perubahan / % Changes (YoY) | | | | | |
| 2022 | Jan. | 5.7 | 2.6 | 15.3 | 9.5 |
| | Feb. | 6.2 | 3.9 | 15.9 | 9.2 |
| | Mac | 8.6 | 7.6 | 18.2 | 9.4 |
| | Apr. | 11.5 | 6.7 | 14.9 | 11.8 |
| | Mei | 11.7 | 12.0 | 17.7 | 7.4 |
| | Jun | 19.3 | 43.4 | 13.6 | 9.4 |
| | Jul. | 20.6 | 32.5 | 17.8 | 7.2 |
| | Ogos | 16.0 | 23.9 | 12.7 | 5.9 |
| | Sep. | 13.3 | 27.5 | 16.0 | 3.8 |
| | Okt. | 7.3 | 17.9 | 11.8 | 3.7 |
| | Nov. | 5.6 | 14.7 | 9.4 | 6.0 |
| | Dis. | 4.7 | 15.0 | 18.2 | 6.1 |
| 2023 | Jan. | 3.1 | 9.5 | 12.8 | 7.6 |
| | Feb. | 5.9 | 9.0 | 10.0 | 9.9 |
| | Mac | 7.6 | 5.5 | 7.2 | 12.9 |
| | Apr. ^r | 3.2 | 8.0 | 5.1 | 7.7 |
| | Mei ^p | 4.4 | 7.3 | 8.6 | 9.6 |
| % Perubahan / % Changes (MoM) | | | | | |
| 2022 | Jan. | 1.7 | 0.7 | 0.3 | 2.1 |
| | Feb. | -4.7 | 2.0 | 0.7 | -7.1 |
| | Mac | 2.5 | 2.0 | 9.0 | 0.3 |
| | Apr. | 3.1 | 0.2 | 0.5 | 2.6 |
| | Mei | 0.9 | 1.1 | 4.0 | -0.2 |
| | Jun | 1.6 | -0.3 | -3.1 | 1.0 |
| | Jul. | -1.4 | -5.1 | 4.5 | -0.5 |
| | Ogos | 0.7 | 1.2 | -2.7 | 0.8 |
| | Sep. | -0.2 | 1.4 | 1.5 | 0.7 |
| | Okt. | -0.3 | 4.2 | -2.6 | 1.7 |
| | Nov. | -0.6 | 3.6 | -1.7 | 3.9 |
| | Dis. | 1.4 | 3.4 | 7.2 | 1.1 |
| 2023 | Jan. | 0.1 | -4.1 | -4.3 | 3.5 |
| | Feb. | -2.0 | 1.5 | -1.8 | -5.1 |
| | Mac | 4.1 | -1.3 | 6.2 | 3.0 |
| | Apr. ^r | -1.1 | 2.6 | -1.4 | -2.1 |
| | Mei ^p | 2.1 | 0.4 | 7.5 | 1.6 |

| Tahun/ Bulan | Jualan Borong Barangan Isi Rumah | Jualan Borong Jentera, Peralatan dan Bekalan | Lain-lain Pengkhususan Jualan Borong | Perdagangan Borong Tanpa Pengkhususan | |
|--|----------------------------------|--|--------------------------------------|---------------------------------------|-------|
| Year/ Month | Wholesale of Household Goods | Wholesale of Machinery, Equipment and Supplies | Other Specialised Wholesale | Non-specialised Wholesale Trade | |
| Kod/ Code | 464 | 465 | 466 | 469 | |
| Jualan / Sales (RM Juta/ million) | | | | | |
| 2022 | Jan. | 11,795 | 4,901 | 22,836 | 1,642 |
| | Feb. | 10,833 | 4,538 | 22,308 | 1,547 |
| | Mac | 11,150 | 4,563 | 22,852 | 1,580 |
| | Apr. | 12,109 | 4,702 | 23,201 | 1,601 |
| | Mei | 11,927 | 4,795 | 23,624 | 1,604 |
| | Jun | 12,352 | 4,972 | 24,026 | 1,617 |
| | Jul. | 12,426 | 4,753 | 23,233 | 1,610 |
| | Ogos | 12,377 | 4,920 | 23,558 | 1,649 |
| | Sep. | 12,438 | 4,982 | 23,158 | 1,657 |
| | Okt. | 12,749 | 4,827 | 22,741 | 1,651 |
| | Nov. | 12,494 | 4,875 | 22,104 | 1,712 |
| | Dis. | 12,270 | 5,007 | 22,480 | 1,710 |
| 2023 | Jan. | 12,809 | 4,707 | 22,188 | 1,684 |
| | Feb. | 12,540 | 4,627 | 22,077 | 1,642 |
| | Mac | 12,979 | 4,913 | 23,026 | 1,749 |
| | Apr. ^r | 12,759 | 4,830 | 22,957 | 1,737 |
| | Mei ^p | 12,873 | 5,071 | 23,210 | 1,790 |
| % Perubahan / % Changes (YoY) | | | | | |
| 2022 | Jan. | 1.9 | 2.3 | 5.2 | 2.7 |
| | Feb. | 2.6 | 2.1 | 6.0 | 3.4 |
| | Mac | 9.0 | 5.7 | 6.8 | 5.7 |
| | Apr. | 22.9 | 8.8 | 6.5 | 6.3 |
| | Mei | 22.1 | 10.1 | 8.8 | 3.8 |
| | Jun | 32.6 | 22.9 | 18.7 | 9.7 |
| | Jul. | 35.0 | 20.0 | 22.0 | 10.8 |
| | Ogos | 27.9 | 14.5 | 16.8 | 9.9 |
| | Sep. | 21.9 | 11.1 | 13.9 | 6.6 |
| | Okt. | 18.8 | 3.6 | 3.1 | 5.9 |
| | Nov. | 14.4 | 3.9 | 0.1 | 6.2 |
| | Dis. | 7.6 | 2.7 | -0.3 | 5.9 |
| 2023 | Jan. | 8.6 | -4.0 | -2.8 | 2.6 |
| | Feb. | 15.8 | 1.9 | -1.0 | 6.1 |
| | Mac | 16.4 | 7.7 | 0.8 | 10.7 |
| | Apr. ^r | 5.4 | 2.7 | -1.1 | 8.5 |
| | Mei ^p | 7.9 | 5.8 | -1.8 | 11.6 |
| % Perubahan / % Changes (MoM) | | | | | |
| 2022 | Jan. | 3.5 | 0.5 | 1.3 | 1.7 |
| | Feb. | -8.2 | -7.4 | -2.3 | -5.8 |
| | Mac | 2.9 | 0.6 | 2.4 | 2.1 |
| | Apr. | 8.6 | 3.0 | 1.5 | 1.3 |
| | Mei | -1.5 | 2.0 | 1.8 | 0.2 |
| | Jun | 3.6 | 3.7 | 1.7 | 0.8 |
| | Jul. | 0.6 | -4.4 | -3.3 | -0.4 |
| | Ogos | -0.4 | 3.5 | 1.4 | 2.4 |
| | Sep. | 0.5 | 1.3 | -1.7 | 0.5 |
| | Okt. | 2.5 | -3.1 | -1.8 | -0.4 |
| | Nov. | -2.0 | 1.0 | -2.8 | 3.7 |
| | Dis. | -1.8 | 2.7 | 1.7 | -0.1 |
| 2023 | Jan. | 4.4 | -6.0 | -1.3 | -1.5 |
| | Feb. | -2.1 | -1.7 | -0.5 | -2.5 |
| | Mac | 3.5 | 6.2 | 4.3 | 6.5 |
| | Apr. ^r | -1.7 | -1.7 | -0.3 | -0.7 |
| | Mei ^p | 0.9 | 5.0 | 1.1 | 3.1 |

| Tahun/ Bulan | Jumlah | Jual Borong Berdasar Kontrak atau Yuran | Jual Borong Bahan Mentah Pertanian dan Haiwan Hidup | Jualan Borong Makanan, Minuman dan Tembakau |
|--------------------------------------|--------|---|--|---|
| Year/ Month | Total | Wholesale on a Fee or Contract Basis | Wholesale of Agricultural Raw Materials and Live Animals | Wholesale of Food, Beverages and Tobacco |
| Kod/ Code | 46 | 461 | 462 | 463 |
| Wajaran/ Weighted | 100.0 | 2.2 | 9.3 | 17.0 |
| 2022 | | | | |
| Jan. | 134.1 | 110.0 | 116.2 | 146.1 |
| Feb. | 126.1 | 108.9 | 118.9 | 135.4 |
| Mac | 127.8 | 108.2 | 130.4 | 136.4 |
| Apr. | 130.6 | 106.3 | 128.6 | 139.1 |
| Mei | 130.4 | 108.0 | 131.5 | 137.4 |
| Jun | 132.0 | 107.8 | 127.0 | 138.5 |
| Jul. | 130.1 | 103.0 | 133.1 | 138.6 |
| Ogos | 132.3 | 105.7 | 131.3 | 140.3 |
| Sep. | 132.4 | 108.4 | 134.7 | 141.9 |
| Okt. | 132.1 | 112.8 | 132.9 | 144.7 |
| Nov. | 131.3 | 116.7 | 130.6 | 149.4 |
| Dis. | 133.8 | 121.8 | 140.4 | 151.7 |
| 2023 | | | | |
| Jan. | 134.5 | 118.8 | 135.2 | 158.0 |
| Feb. | 130.9 | 118.1 | 132.2 | 147.2 |
| Mac | 136.5 | 116.7 | 139.9 | 150.5 |
| Apr. ^r | 135.0 | 119.8 | 137.5 | 146.2 |
| Mei ^p | 137.3 | 119.7 | 147.4 | 148.3 |
| % Perubahan / % Changes (YoY) | | | | |
| 2022 | | | | |
| Jan. | 1.7 | 3.2 | 13.9 | 8.3 |
| Feb. | 0.7 | -1.3 | 7.5 | 3.1 |
| Mac | 1.2 | -0.9 | 4.8 | 2.3 |
| Apr. | 3.3 | -3.6 | 2.7 | 3.8 |
| Mei | 3.1 | -1.0 | 5.8 | 0.4 |
| Jun | 10.7 | 27.6 | 1.9 | 1.7 |
| Jul. | 10.8 | 19.2 | 6.0 | 0.3 |
| Ogos | 7.3 | 7.4 | 6.3 | 0.1 |
| Sep. | 3.4 | 20.5 | 12.9 | -0.6 |
| Okt. | 0.8 | 14.1 | 10.9 | 0.6 |
| Nov. | 0.6 | 10.8 | 9.8 | 3.5 |
| Dis. | 1.1 | 10.4 | 20.5 | 4.7 |
| 2023 | | | | |
| Jan. | 0.3 | 8.0 | 16.3 | 8.1 |
| Feb. | 3.8 | 8.4 | 11.1 | 8.8 |
| Mac | 6.7 | 7.8 | 7.3 | 10.3 |
| Apr. ^r | 3.4 | 12.7 | 7.0 | 5.2 |
| Mei ^p | 5.3 | 10.8 | 12.1 | 8.0 |
| % Perubahan / % Changes (MoM) | | | | |
| 2022 | | | | |
| Jan. | 1.3 | -0.3 | -0.2 | 0.8 |
| Feb. | -5.9 | -1.0 | 2.3 | -7.4 |
| Mac | 1.4 | -0.6 | 9.6 | 0.8 |
| Apr. | 2.2 | -1.8 | -1.4 | 1.9 |
| Mei | -0.2 | 1.6 | 2.3 | -1.2 |
| Jun | 1.2 | -0.2 | -3.4 | 0.8 |
| Jul. | -1.4 | -4.5 | 4.9 | 0.04 |
| Ogos | 1.7 | 2.7 | -1.4 | 1.2 |
| Sep. | 0.1 | 2.5 | 2.6 | 1.2 |
| Okt. | -0.2 | 4.1 | -1.3 | 2.0 |
| Nov. | -0.6 | 3.5 | -1.7 | 3.2 |
| Dis. | 1.9 | 4.3 | 7.5 | 1.5 |
| 2023 | | | | |
| Jan. | 0.5 | -2.4 | -3.7 | 4.2 |
| Feb. | -2.6 | -0.7 | -2.2 | -6.8 |
| Mac | 4.3 | -1.2 | 5.8 | 2.2 |
| Apr. ^r | -1.0 | 2.7 | -1.7 | -2.8 |
| Mei ^p | 1.7 | -0.1 | 7.2 | 1.4 |

| Tahun/ Bulan | Jualan Borong Barangan Isi Rumah | Jualan Borong Jentera, Peralatan dan Bekalan | Lain-lain Pengkhususan Jualan Borong | Perdagangan Borong Tanpa Pengkhususan |
|--------------------------------------|----------------------------------|--|--------------------------------------|---------------------------------------|
| Year/ Month | Wholesale of Household Goods | Wholesale of Machinery, Equipment and Supplies | Other Specialised Wholesale | Non-specialised Wholesale Trade |
| Kod/ Code | 464 | 465 | 466 | 469 |
| Wajaran/ Weighted | 17.4 | 12.2 | 39.0 | 2.9 |
| 2022 | | | | |
| Jan. | 142.7 | 129.6 | 132.7 | 132.3 |
| Feb. | 129.6 | 118.9 | 126.7 | 126.4 |
| Mac | 133.6 | 118.5 | 126.6 | 128.2 |
| Apr. | 144.4 | 121.7 | 126.2 | 129.7 |
| Mei | 141.7 | 122.7 | 126.6 | 129.5 |
| Jun | 146.5 | 126.9 | 126.9 | 130.3 |
| Jul. | 147.5 | 120.8 | 123.1 | 129.3 |
| Ogos | 146.3 | 124.0 | 127.9 | 130.7 |
| Sep. | 146.8 | 124.7 | 125.7 | 131.7 |
| Okt. | 149.7 | 119.6 | 123.5 | 131.1 |
| Nov. | 146.4 | 121.0 | 119.7 | 135.0 |
| Dis. | 144.3 | 125.4 | 122.7 | 134.1 |
| 2023 | | | | |
| Jan. | 149.9 | 120.0 | 120.4 | 132.9 |
| Feb. | 146.4 | 117.2 | 119.4 | 129.8 |
| Mac | 151.4 | 123.3 | 127.1 | 138.4 |
| Apr. ^r | 149.1 | 123.0 | 126.6 | 137.5 |
| Mei ^p | 150.0 | 127.9 | 128.1 | 140.8 |
| % Perubahan / % Changes (YoY) | | | | |
| 2022 | | | | |
| Jan. | 1.5 | 2.8 | -3.3 | -0.8 |
| Feb. | 2.0 | 1.1 | -2.2 | -0.9 |
| Mac | 6.6 | 4.3 | -3.8 | -1.4 |
| Apr. | 19.6 | 6.9 | -5.9 | -0.3 |
| Mei | 18.5 | 7.2 | -5.1 | -2.5 |
| Jun | 28.7 | 19.0 | 1.9 | 2.0 |
| Jul. | 31.6 | 17.2 | 2.4 | 2.1 |
| Ogos | 28.2 | 9.9 | 1.7 | 5.2 |
| Sep. | 14.5 | 3.5 | -0.1 | 0.8 |
| Okt. | 10.8 | -4.5 | -7.2 | 1.2 |
| Nov. | 8.1 | -3.6 | -7.7 | 2.7 |
| Dis. | 5.5 | -2.6 | -7.1 | 2.2 |
| 2023 | | | | |
| Jan. | 5.0 | -7.4 | -9.3 | 0.4 |
| Feb. | 13.0 | -1.4 | -5.8 | 2.7 |
| Mac | 13.3 | 4.0 | 0.4 | 8.0 |
| Apr. ^r | 3.3 | 1.1 | 0.3 | 6.0 |
| Mei ^p | 5.8 | 4.2 | 1.2 | 8.7 |
| % Perubahan / % Changes (MoM) | | | | |
| 2022 | | | | |
| Jan. | 4.3 | 0.6 | 0.6 | 0.9 |
| Feb. | -9.2 | -8.3 | -4.5 | -4.5 |
| Mac | 3.1 | -0.3 | -0.1 | 1.4 |
| Apr. | 8.1 | 2.6 | -0.3 | 1.2 |
| Mei | -1.9 | 0.9 | 0.4 | -0.1 |
| Jun | 3.4 | 3.4 | 0.3 | 0.6 |
| Jul. | 0.7 | -4.8 | -3.0 | -0.7 |
| Ogos | -0.8 | 2.7 | 3.9 | 1.0 |
| Sep. | 0.3 | 0.6 | -1.7 | 0.8 |
| Okt. | 2.0 | -4.1 | -1.8 | -0.5 |
| Nov. | -2.2 | 1.2 | -3.0 | 3.0 |
| Dis. | -1.4 | 3.6 | 2.4 | -0.7 |
| 2023 | | | | |
| Jan. | 3.8 | -4.3 | -1.9 | -0.9 |
| Feb. | -2.3 | -2.3 | -0.8 | -2.3 |
| Mac | 3.4 | 5.2 | 6.5 | 6.6 |
| Apr. ^r | -1.5 | -0.2 | -0.4 | -0.7 |
| Mei ^p | 0.6 | 4.0 | 1.2 | 2.4 |

JADUAL | **6** **NILAI JUALAN PERDAGANGAN RUNCIT MENGIKUT KUMPULAN**
TABLE | **SALES VALUE OF RETAIL TRADE BY GROUP**

| Tahun/ Bulan | Jumlah | Jualan Runcit di Kedai Bukan Pengkhususan | Jualan Runcit Makanan, Minuman dan Tembakau di Kedai Pengkhususan | Jualan Runcit di Kedai Khusus yang Menjual Bahan Api Kenderaan | Jualan Runcit di Kedai Khusus yang Menjual Peralatan Komunikasi dan Maklumat |
|-----------------------------------|-------------------|---|---|--|--|
| Year/ Month | Total | Retail Sale in Non-specialised Stores | Retail Sale of Food, Beverages and Tobacco in Specialised Stores | Retail Sale of Automotive Fuel in Specialised Stores | Retail Sale of Information and Communication Equipment in Specialised Stores |
| Kod/ Code | 47 | 471 | 472 | 473 | 474 |
| Jualan / Sales (RM Juta/ million) | | | | | |
| 2022 | Jan. | 48,970 | 18,236 | 3,095 | 4,702 |
| | Feb. | 48,783 | 18,273 | 3,046 | 4,585 |
| | Mac | 49,851 | 18,656 | 3,094 | 4,690 |
| | Apr. | 53,559 | 19,869 | 3,258 | 4,967 |
| | Mei | 56,019 | 20,743 | 3,346 | 5,111 |
| | Jun | 56,154 | 20,515 | 3,326 | 4,988 |
| | Jul. | 56,582 | 20,823 | 3,340 | 5,043 |
| | Ogos | 56,980 | 21,052 | 3,350 | 5,109 |
| | Sep. | 57,653 | 21,326 | 3,373 | 5,139 |
| | Okt. | 58,307 | 21,624 | 3,407 | 5,103 |
| | Nov. | 58,740 | 21,970 | 3,471 | 5,057 |
| | Dis. | 59,454 | 22,410 | 3,548 | 5,068 |
| 2023 | Jan. | 59,577 | 22,723 | 3,637 | 5,002 |
| | Feb. | 58,158 | 22,132 | 3,607 | 4,952 |
| | Mac | 58,671 | 22,354 | 3,647 | 4,986 |
| | Apr. ^r | 60,462 | 23,449 | 3,749 | 4,911 |
| | Mei ^p | 58,830 | 22,488 | 3,682 | 4,990 |
| % Perubahan / % Changes (YoY) | | | | | |
| 2022 | Jan. | 7.3 | 10.1 | 8.4 | 0.2 |
| | Feb. | 10.2 | 15.9 | 8.6 | -3.1 |
| | Mac | 10.8 | 16.2 | 9.9 | 1.5 |
| | Apr. | 20.9 | 26.4 | 15.5 | 5.0 |
| | Mei | 29.2 | 36.3 | 19.5 | 6.1 |
| | Jun | 38.4 | 38.4 | 21.5 | 17.2 |
| | Jul. | 37.5 | 39.1 | 20.5 | 17.5 |
| | Ogos | 34.5 | 37.1 | 18.1 | 17.5 |
| | Sep. | 30.0 | 31.9 | 15.7 | 15.9 |
| | Okt. | 26.0 | 25.7 | 14.7 | 13.3 |
| | Nov. | 22.8 | 23.9 | 14.4 | 10.3 |
| | Dis. | 22.7 | 24.7 | 16.0 | 9.8 |
| 2023 | Jan. | 21.7 | 24.6 | 17.5 | 6.4 |
| | Feb. | 19.2 | 21.1 | 18.4 | 8.0 |
| | Mac | 17.7 | 19.8 | 17.9 | 6.3 |
| | Apr. ^r | 12.9 | 18.0 | 15.1 | -1.1 |
| | Mei ^p | 5.0 | 8.4 | 10.0 | -2.4 |
| % Perubahan / % Changes (MoM) | | | | | |
| 2022 | Jan. | 1.0 | 1.5 | 1.2 | 1.9 |
| | Feb. | -0.4 | 0.2 | -1.6 | -2.5 |
| | Mac | 2.2 | 2.1 | 1.6 | 2.3 |
| | Apr. | 7.4 | 6.5 | 5.3 | 5.9 |
| | Mei | 4.6 | 4.4 | 2.7 | 2.9 |
| | Jun | 0.2 | -1.1 | -0.6 | -2.4 |
| | Jul. | 0.8 | 1.5 | 0.4 | 1.1 |
| | Ogos | 0.7 | 1.1 | 0.3 | 1.3 |
| | Sep. | 1.2 | 1.3 | 0.7 | 0.6 |
| | Okt. | 1.1 | 1.4 | 1.0 | -0.7 |
| | Nov. | 0.7 | 1.6 | 1.9 | -0.9 |
| | Dis. | 1.2 | 2.0 | 2.2 | 0.2 |
| 2023 | Jan. | 0.2 | 1.4 | 2.5 | -1.3 |
| | Feb. | -2.4 | -2.6 | -0.8 | -1.0 |
| | Mac | 0.9 | 1.0 | 1.1 | 0.7 |
| | Apr. ^r | 3.1 | 4.9 | 2.8 | -1.5 |
| | Mei ^p | -2.7 | -4.1 | -1.8 | 1.6 |

NILAI JUALAN PERDAGANGAN RUNCIT MENGIKUT KUMPULAN (SAMB.)

SALES VALUE OF RETAIL TRADE BY GROUP (CONT.)

| Tahun/ Bulan | Jualan Runcit di Kedai Khusus yang Menjual Peralatan Lain Isi Rumah | Jualan Runcit di Kedai Khusus yang Menjual Barangan Kesenian dan Rekreasi | Jualan Runcit di Kedai Khusus yang Menjual Barang Lain | Jualan Runcit di Gerai dan Pasar | Jualan Runcit Bukan di Kedai, Gerai atau Pasar |
|-----------------------------------|---|---|--|------------------------------------|--|
| Year/ Month | Retail Sale of Other Household Equipment in Specialised Stores | Retail Sale of Cultural and Recreation Goods in Specialised Stores | Retail Sale of Other Goods in Specialised Stores | Retail Sale Via Stalls and Markets | Retail Trade Not in Stores, Stalls or Markets |
| Kod/ Code | 475 | 476 | 477 | 478 | 479 |
| Jualan / Sales (RM Juta/ million) | | | | | |
| 2022 | | | | | |
| Jan. | 6,290 | 2,593 | 9,519 | 160 | 553 |
| Feb. | 6,322 | 2,552 | 9,585 | 157 | 531 |
| Mac | 6,360 | 2,572 | 9,815 | 162 | 511 |
| Apr. | 6,849 | 2,582 | 10,591 | 173 | 564 |
| Mei | 7,062 | 2,616 | 11,184 | 182 | 595 |
| Jun | 7,041 | 2,642 | 11,698 | 185 | 599 |
| Jul. | 6,998 | 2,661 | 11,675 | 185 | 605 |
| Ogos | 6,977 | 2,671 | 11,827 | 186 | 610 |
| Sep. | 7,005 | 2,685 | 12,051 | 187 | 615 |
| Okt. | 7,060 | 2,674 | 12,304 | 187 | 616 |
| Nov. | 7,018 | 2,658 | 12,354 | 188 | 619 |
| Dis. | 6,962 | 2,661 | 12,502 | 190 | 624 |
| 2023 | | | | | |
| Jan. | 6,976 | 2,605 | 12,289 | 191 | 614 |
| Feb. | 6,794 | 2,521 | 11,908 | 190 | 606 |
| Mac | 6,855 | 2,549 | 11,968 | 192 | 607 |
| Apr. ^r | 6,951 | 2,529 | 12,435 | 196 | 614 |
| Mei ^p | 6,930 | 2,594 | 11,850 | 193 | 609 |
| % Perubahan / % Changes (YoY) | | | | | |
| 2022 | | | | | |
| Jan. | 7.1 | 5.0 | 1.2 | 8.2 | 26.8 |
| Feb. | 9.8 | 5.7 | 5.6 | 8.8 | 25.9 |
| Mac | 9.6 | 11.4 | 7.5 | 11.8 | 26.5 |
| Apr. | 16.0 | 15.5 | 19.2 | 17.3 | 28.6 |
| Mei | 21.3 | 20.1 | 30.8 | 24.0 | 27.0 |
| Jun | 28.5 | 27.0 | 44.3 | 26.9 | 30.9 |
| Jul. | 28.8 | 26.3 | 47.1 | 26.6 | 30.5 |
| Ogos | 27.9 | 18.7 | 45.7 | 23.5 | 28.7 |
| Sep. | 23.1 | 11.6 | 43.4 | 20.2 | 21.3 |
| Okt. | 19.1 | 8.2 | 40.9 | 18.3 | 19.0 |
| Nov. | 14.8 | 5.9 | 32.8 | 18.5 | 10.8 |
| Dis. | 12.6 | 3.9 | 30.7 | 17.8 | 11.4 |
| 2023 | | | | | |
| Jan. | 10.9 | 0.4 | 29.1 | 19.8 | 10.9 |
| Feb. | 7.5 | -1.2 | 24.2 | 21.0 | 14.0 |
| Mac | 7.8 | -0.9 | 21.9 | 18.8 | 18.9 |
| Apr. ^r | 1.5 | -2.1 | 17.4 | 13.1 | 8.9 |
| Mei ^p | -1.9 | -0.8 | 6.0 | 6.0 | 2.5 |
| % Perubahan / % Changes (MoM) | | | | | |
| 2022 | | | | | |
| Jan. | 1.7 | 1.3 | -0.5 | -0.8 | -1.2 |
| Feb. | 0.5 | -1.6 | 0.7 | -1.6 | -4.0 |
| Mac | 0.6 | 0.8 | 2.4 | 3.1 | -3.9 |
| Apr. | 7.7 | 0.4 | 7.9 | 6.8 | 10.5 |
| Mei | 3.1 | 1.3 | 5.6 | 5.1 | 5.4 |
| Jun | -0.3 | 1.0 | 4.6 | 1.5 | 0.8 |
| Jul. | -0.6 | 0.7 | -0.2 | 0.4 | 1.0 |
| Ogos | -0.3 | 0.4 | 1.3 | 0.2 | 0.7 |
| Sep. | 0.4 | 0.5 | 1.9 | 0.5 | 0.9 |
| Okt. | 0.8 | -0.4 | 2.1 | 0.3 | 0.2 |
| Nov. | -0.6 | -0.6 | 0.4 | 0.6 | 0.4 |
| Dis. | -0.8 | 0.1 | 1.2 | 0.7 | 0.8 |
| 2023 | | | | | |
| Jan. | 0.2 | -2.1 | -1.7 | 0.9 | -1.6 |
| Feb. | -2.6 | -3.2 | -3.1 | -0.6 | -1.3 |
| Mac | 0.9 | 1.1 | 0.5 | 1.2 | 0.2 |
| Apr. ^r | 1.4 | -0.8 | 3.9 | 1.7 | 1.2 |
| Mei ^p | -0.3 | 2.6 | -4.7 | -1.5 | -0.8 |

| Tahun/ Bulan | Jumlah | Jualan Runcit di Kedai Bukan Pengkhususan | Jualan Runcit Makanan, Minuman dan Tembakau di Kedai Pengkhususan | Jualan Runcit di Kedai Khusus yang Menjual Bahan Api Kenderaan | Jualan Runcit di Kedai Khusus yang Menjual Peralatan Komunikasi dan Maklumat |
|--------------------------------------|--------------|---|---|--|--|
| Year/ Month | Total | Retail Sale in Non-specialised Stores | Retail Sale of Food, Beverages and Tobacco in Specialised Stores | Retail Sale of Automotive Fuel in Specialised Stores | Retail Sale of Information and Communication Equipment in Specialised Stores |
| Kod/ Code | 47 | 471 | 472 | 473 | 474 |
| Wajaran/ Weighted | 100.0 | 33.6 | 5.5 | 10.3 | 9.3 |
| 2022 | | | | | |
| Jan. | 147.2 | 158.2 | 162.1 | 142.2 | 155.4 |
| Feb. | 146.2 | 158.4 | 159.9 | 138.5 | 149.9 |
| Mac | 148.1 | 161.0 | 162.1 | 145.2 | 151.1 |
| Apr. | 157.3 | 171.0 | 170.1 | 169.3 | 156.1 |
| Mei | 164.0 | 178.1 | 174.3 | 180.6 | 162.3 |
| Jun | 164.9 | 176.4 | 172.5 | 179.7 | 159.0 |
| Jul. | 165.8 | 179.0 | 173.0 | 183.4 | 160.7 |
| Ogos | 166.5 | 180.0 | 173.1 | 183.0 | 162.7 |
| Sep. | 168.1 | 181.8 | 173.4 | 186.7 | 163.5 |
| Okt. | 169.4 | 183.2 | 174.4 | 189.5 | 162.5 |
| Nov. | 169.7 | 185.2 | 176.5 | 192.2 | 161.3 |
| Dis. | 171.4 | 188.6 | 179.7 | 196.9 | 161.7 |
| 2023 | | | | | |
| Jan. | 171.0 | 191.3 | 183.2 | 200.0 | 160.5 |
| Feb. | 166.8 | 186.8 | 181.3 | 196.9 | 159.8 |
| Mac | 168.6 | 189.5 | 183.1 | 199.4 | 160.9 |
| Apr. ^r | 173.1 | 198.7 | 189.2 | 203.7 | 157.8 |
| Mei ^p | 167.9 | 189.3 | 185.0 | 198.9 | 160.5 |
| % Perubahan / % Changes (YoY) | | | | | |
| 2022 | | | | | |
| Jan. | 2.8 | 7.2 | 5.9 | 13.4 | -0.8 |
| Feb. | 5.4 | 12.2 | 6.4 | 15.2 | -3.9 |
| Mac | 7.3 | 14.0 | 7.4 | 4.1 | 2.0 |
| Apr. | 16.6 | 26.0 | 12.6 | 31.2 | 5.2 |
| Mei | 24.2 | 32.1 | 16.4 | 56.4 | 9.1 |
| Jun | 31.3 | 31.5 | 16.6 | 109.8 | 16.6 |
| Jul. | 31.6 | 32.7 | 18.2 | 71.3 | 17.6 |
| Ogos | 30.1 | 32.6 | 16.8 | 50.6 | 16.4 |
| Sep. | 27.1 | 31.5 | 10.5 | 37.3 | 15.5 |
| Okt. | 22.3 | 24.3 | 9.7 | 33.5 | 10.3 |
| Nov. | 18.3 | 21.0 | 9.8 | 35.0 | 6.1 |
| Dis. | 17.4 | 20.8 | 12.0 | 38.6 | 5.7 |
| 2023 | | | | | |
| Jan. | 16.2 | 20.9 | 13.0 | 40.6 | 3.3 |
| Feb. | 14.1 | 17.9 | 13.4 | 42.1 | 6.7 |
| Mac | 13.8 | 17.7 | 13.0 | 37.3 | 6.5 |
| Apr. ^r | 10.0 | 16.2 | 11.3 | 20.3 | 1.1 |
| Mei ^p | 2.4 | 6.3 | 6.1 | 10.1 | -1.1 |
| % Perubahan / % Changes (MoM) | | | | | |
| 2022 | | | | | |
| Jan. | 0.8 | 1.3 | 1.0 | 0.1 | 1.6 |
| Feb. | -0.7 | 0.1 | -1.3 | -2.6 | -3.6 |
| Mac | 1.3 | 1.7 | 1.4 | 4.8 | 0.8 |
| Apr. | 6.2 | 6.2 | 5.0 | 16.6 | 3.3 |
| Mei | 4.3 | 4.1 | 2.5 | 6.7 | 4.0 |
| Jun | 0.5 | -1.0 | -1.0 | -0.5 | -2.1 |
| Jul. | 0.6 | 1.5 | 0.2 | 2.0 | 1.0 |
| Ogos | 0.5 | 0.6 | 0.1 | -0.2 | 1.2 |
| Sep. | 1.0 | 1.0 | 0.2 | 2.0 | 0.5 |
| Okt. | 0.7 | 0.8 | 0.6 | 1.5 | -0.6 |
| Nov. | 0.2 | 1.1 | 1.2 | 1.4 | -0.8 |
| Dis. | 1.0 | 1.8 | 1.8 | 2.5 | 0.3 |
| 2023 | | | | | |
| Jan. | -0.2 | 1.4 | 1.9 | 1.6 | -0.7 |
| Feb. | -2.5 | -2.3 | -1.0 | -1.6 | -0.4 |
| Mac | 1.1 | 1.4 | 1.0 | 1.3 | 0.6 |
| Apr. ^r | 2.7 | 4.8 | 3.3 | 2.1 | -1.9 |
| Mei ^p | -3.0 | -4.7 | -2.2 | -2.3 | 1.7 |

| Tahun/ Bulan | Jualan Runcit di Kedai Khusus yang Menjual Peralatan Lain Isi Rumah | Jualan Runcit di Kedai Khusus yang Menjual Barangan Kesenian dan Rekreasi | Jualan Runcit di Kedai Khusus yang Menjual Barang Lain | Jualan Runcit di Gerai dan Pasar | Jualan Runcit Bukan di Kedai, Gerai atau Pasar |
|--------------------------------------|---|---|--|------------------------------------|--|
| Year/ Month | Retail Sale of Other Household Equipment in Specialised Stores | Retail Sale of Cultural and Recreation Goods in Specialised Stores | Retail Sale of Other Goods in Specialised Stores | Retail Sale Via Stalls and Markets | Retail Trade Not in Stores, Stalls or Markets |
| Kod/ Code | 475 | 476 | 477 | 478 | 479 |
| Wajaran/ Weighted | 15.2 | 4.8 | 20.0 | 0.3 | 1.0 |
| 2022 | | | | | |
| Jan. | 125.5 | 148.1 | 139.9 | 155.1 | 192.5 |
| Feb. | 125.1 | 145.4 | 143.0 | 153.6 | 182.6 |
| Mac | 125.2 | 145.5 | 144.8 | 161.7 | 174.8 |
| Apr. | 134.6 | 145.2 | 155.8 | 173.1 | 189.9 |
| Mei | 140.2 | 146.1 | 164.4 | 181.5 | 199.1 |
| Jun | 139.5 | 147.9 | 171.6 | 183.4 | 201.2 |
| Jul. | 138.3 | 148.7 | 171.5 | 183.6 | 203.4 |
| Ogos | 137.0 | 148.7 | 173.2 | 184.2 | 205.1 |
| Sep. | 137.7 | 148.8 | 176.1 | 184.8 | 207.0 |
| Okt. | 139.0 | 147.6 | 179.0 | 185.1 | 207.4 |
| Nov. | 137.6 | 146.3 | 179.2 | 185.3 | 207.5 |
| Dis. | 136.2 | 147.5 | 181.5 | 185.9 | 208.9 |
| 2023 | | | | | |
| Jan. | 136.8 | 144.4 | 178.6 | 186.8 | 204.2 |
| Feb. | 132.4 | 139.6 | 172.9 | 185.1 | 200.9 |
| Mac | 133.9 | 142.2 | 174.2 | 187.1 | 201.6 |
| Apr. ^r | 135.7 | 141.2 | 180.4 | 190.5 | 204.0 |
| Mei ^p | 135.4 | 143.8 | 171.0 | 187.2 | 201.9 |
| % Perubahan / % Changes (YoY) | | | | | |
| 2022 | | | | | |
| Jan. | -1.5 | 1.1 | -0.3 | 3.7 | 26.2 |
| Feb. | 3.9 | 2.8 | 4.3 | 4.2 | 28.4 |
| Mac | 2.9 | 9.3 | 5.6 | 8.8 | 24.3 |
| Apr. | 9.6 | 17.0 | 17.7 | 11.4 | 25.8 |
| Mei | 17.0 | 21.4 | 28.9 | 17.7 | 25.4 |
| Jun | 25.2 | 26.3 | 40.7 | 25.7 | 28.7 |
| Jul. | 25.3 | 26.2 | 43.4 | 31.7 | 26.8 |
| Ogos | 23.2 | 21.8 | 44.5 | 20.3 | 23.5 |
| Sep. | 17.0 | 21.7 | 43.0 | 14.4 | 16.0 |
| Okt. | 14.8 | 14.2 | 38.3 | 20.9 | 14.9 |
| Nov. | 10.5 | 7.9 | 31.5 | 20.5 | 6.2 |
| Dis. | 8.4 | 3.1 | 29.3 | 19.4 | 6.4 |
| 2023 | | | | | |
| Jan. | 9.0 | -2.4 | 27.7 | 20.4 | 6.1 |
| Feb. | 5.8 | -4.0 | 20.9 | 20.5 | 10.0 |
| Mac | 6.9 | -2.3 | 20.3 | 15.7 | 15.3 |
| Apr. ^r | 0.8 | -2.8 | 15.8 | 10.0 | 7.4 |
| Mei ^p | -3.4 | -1.5 | 4.0 | 3.2 | 1.4 |
| % Perubahan / % Changes (MoM) | | | | | |
| 2022 | | | | | |
| Jan. | -0.1 | 3.5 | -0.3 | -0.4 | -2.0 |
| Feb. | -0.3 | -1.8 | 2.2 | -1.0 | -5.1 |
| Mac | 0.1 | 0.1 | 1.3 | 5.3 | -4.3 |
| Apr. | 7.5 | -0.2 | 7.6 | 7.1 | 8.6 |
| Mei | 4.1 | 0.6 | 5.5 | 4.8 | 4.8 |
| Jun | -0.5 | 1.3 | 4.3 | 1.1 | 1.0 |
| Jul. | -0.9 | 0.5 | -0.1 | 0.1 | 1.1 |
| Ogos | -0.9 | 0.1 | 1.0 | 0.3 | 0.9 |
| Sep. | 0.5 | 0.03 | 1.7 | 0.4 | 0.9 |
| Okt. | 0.9 | -0.8 | 1.6 | 0.1 | 0.2 |
| Nov. | -1.0 | -0.9 | 0.1 | 0.1 | 0.1 |
| Dis. | -1.0 | 0.8 | 1.3 | 0.3 | 0.6 |
| 2023 | | | | | |
| Jan. | 0.5 | -2.1 | -1.6 | 0.5 | -2.2 |
| Feb. | -3.2 | -3.4 | -3.2 | -0.9 | -1.6 |
| Mac | 1.1 | 1.8 | 0.7 | 1.1 | 0.3 |
| Apr. ^r | 1.4 | -0.7 | 3.5 | 1.8 | 1.2 |
| Mei ^p | -0.2 | 1.9 | -5.2 | -1.7 | -1.0 |

| Tahun/ Bulan | Jumlah | Jualan Kenderaan Bermotor | Penyelenggaraan dan Pembaikan Kenderaan Bermotor | Jualan Komponen dan Aksesori Kenderaan Bermotor | Jualan, Penyelenggaraan dan Pembaikan Motosikal | |
|--|-------------------|--------------------------------|--|---|--|---------|
| <i>Year/ Month</i> | <i>Total</i> | <i>Sales of Motor Vehicles</i> | <i>Maintenance and Repair of Motor Vehicles</i> | <i>Sale of Motor Vehicles Parts and Accessories</i> | <i>Sale, Maintenance and Repair of Motorcycles</i> | |
| Kod/ Code | 45 | 451 | 452 | 453 | 454 | |
| Jualan / Sales (RM Juta/ million) | | | | | | |
| 2022 | Jan. | 12,634 | 6,132 | 1,910 | 3,657 | 935 |
| | Feb. | 12,456 | 6,203 | 1,861 | 3,500 | 893 |
| | Mac | 16,682 | 9,894 | 1,903 | 3,637 | 1,248 |
| | Apr. | 15,402 | 8,261 | 1,957 | 3,804 | 1,380 |
| | Mei | 13,930 | 6,882 | 1,972 | 3,827 | 1,249 |
| | Jun | 16,127 | 8,850 | 2,024 | 3,884 | 1,369 |
| | Jul. | 14,115 | 6,974 | 2,058 | 3,931 | 1,153 |
| | Ogos | 16,514 | 9,352 | 2,037 | 3,883 | 1,242 |
| | Sep. | 16,323 | 9,099 | 2,068 | 3,950 | 1,207 |
| | Okt. | 15,422 | 8,235 | 2,095 | 4,005 | 1,087 |
| | Nov. | 16,036 | 8,786 | 2,126 | 4,069 | 1,055 |
| | Dis. | 17,532 | 9,999 | 2,222 | 4,228 | 1,083 |
| 2023 | Jan. | 15,179 | 7,662 | 2,231 | 4,239 | 1,047 |
| | Feb. | 16,485 | 8,830 | 2,255 | 4,290 | 1,110 |
| | Mac | 18,229 | 10,269 | 2,300 | 4,371 | 1,288 |
| | Apr. ^r | 14,623 | 6,829 | 2,358 | 4,468 | 969 |
| | Mei ^p | 16,997 | 8,932 | 2,375 | 4,503 | 1,186 |
| % Perubahan / % Changes (YoY) | | | | | | |
| 2022 | Jan. | 17.0 | 15.1 | 26.8 | 24.5 | -9.3 |
| | Feb. | 11.6 | 3.3 | 27.3 | 27.0 | -4.9 |
| | Mac | 11.1 | 10.6 | 26.9 | 22.5 | -22.2 |
| | Apr. | 11.3 | 1.2 | 33.8 | 31.1 | 5.7 |
| | Mei | 20.1 | 9.3 | 37.4 | 34.3 | 23.2 |
| | Jun | 1,642.8 | 2,430.2 | 1,211.2 | 1,026.2 | 1,693.8 |
| | Jul. | 597.7 | 431.5 | 1,062.3 | 911.6 | 692.9 |
| | Ogos | 183.3 | 202.6 | 134.2 | 135.2 | 471.2 |
| | Sep. | 51.2 | 40.4 | 80.2 | 65.8 | 53.3 |
| | Okt. | 8.9 | -9.3 | 62.4 | 49.2 | -2.1 |
| | Nov. | 19.8 | 15.3 | 40.6 | 32.8 | -11.2 |
| | Dis. | 20.3 | 24.8 | 30.9 | 27.3 | -29.8 |
| 2023 | Jan. | 20.1 | 25.0 | 16.8 | 15.9 | 12.1 |
| | Feb. | 32.3 | 42.4 | 21.2 | 22.6 | 24.4 |
| | Mac | 9.3 | 3.8 | 20.9 | 20.2 | 3.2 |
| | Apr. ^r | -5.1 | -17.3 | 20.5 | 17.4 | -29.8 |
| | Mei ^p | 22.0 | 29.8 | 20.4 | 17.7 | -5.0 |
| % Perubahan / % Changes (MoM) | | | | | | |
| 2022 | Jan. | -13.3 | -23.5 | 12.5 | 10.1 | -39.4 |
| | Feb. | -1.4 | 1.2 | -2.6 | -4.3 | -4.5 |
| | Mac | 33.9 | 59.5 | 2.3 | 3.9 | 39.8 |
| | Apr. | -7.7 | -16.5 | 2.8 | 4.6 | 10.6 |
| | Mei | -9.6 | -16.7 | 0.8 | 0.6 | -9.5 |
| | Jun | 15.8 | 28.6 | 2.6 | 1.5 | 9.6 |
| | Jul. | -12.5 | -21.2 | 1.7 | 1.2 | -15.8 |
| | Ogos | 17.0 | 34.1 | -1.0 | -1.2 | 7.7 |
| | Sep. | -1.2 | -2.7 | 1.5 | 1.7 | -2.8 |
| | Okt. | -5.5 | -9.5 | 1.3 | 1.4 | -9.9 |
| | Nov. | 4.0 | 6.7 | 1.5 | 1.6 | -3.0 |
| | Dis. | 9.3 | 13.8 | 4.5 | 3.9 | 2.7 |
| 2023 | Jan. | -13.4 | -23.4 | 0.4 | 0.3 | -3.3 |
| | Feb. | 8.6 | 15.2 | 1.1 | 1.2 | 6.0 |
| | Mac | 10.6 | 16.3 | 2.0 | 1.9 | 16.0 |
| | Apr. ^r | -19.8 | -33.5 | 2.5 | 2.2 | -24.8 |
| | Mei ^p | 16.2 | 30.8 | 0.7 | 0.8 | 22.5 |

| Tahun/ Bulan | Jumlah | Jualan Kenderaan Bermotor | Penyelenggaraan dan Pembaikan Kenderaan Bermotor | Jualan Komponen dan Aksesori Kenderaan Bermotor | Jualan, Penyelenggaraan dan Pembaikan Motosikal | |
|--------------------------------------|-------------------|---------------------------|--|---|---|---------|
| Year/ Month | Total | Sales of Motor Vehicles | Maintenance and Repair of Motor Vehicles | Sale of Motor Vehicles Parts and Accessories | Sale, Maintenance and Repair of Motorcycles | |
| Kod/ Code | 45 | 451 | 452 | 453 | 454 | |
| Wajaran/ Weighted | 100.0 | 59.5 | 10.3 | 22.0 | 8.3 | |
| 2022 | Jan. | 107.7 | 94.0 | 113.5 | 133.5 | 98.3 |
| | Feb. | 104.9 | 95.3 | 110.1 | 127.5 | 93.9 |
| | Mac | 132.4 | 146.6 | 111.8 | 130.8 | 124.1 |
| | Apr. | 121.1 | 123.4 | 113.2 | 134.3 | 130.7 |
| | Mei | 108.4 | 101.4 | 113.6 | 135.0 | 118.4 |
| | Jun | 121.6 | 126.8 | 116.9 | 137.1 | 125.2 |
| | Jul. | 105.8 | 98.9 | 118.5 | 139.0 | 102.5 |
| | Ogos | 125.1 | 130.9 | 116.6 | 135.8 | 106.1 |
| | Sep. | 123.4 | 128.6 | 117.2 | 136.9 | 104.0 |
| | Okt. | 118.0 | 117.3 | 118.0 | 137.8 | 96.6 |
| | Nov. | 121.5 | 124.9 | 119.3 | 139.9 | 91.5 |
| | Dis. | 133.0 | 142.3 | 125.0 | 145.1 | 93.7 |
| 2023 | Jan. | 117.6 | 109.4 | 124.3 | 144.6 | 91.1 |
| | Feb. | 126.9 | 125.7 | 125.3 | 146.5 | 97.2 |
| | Mac | 139.8 | 146.7 | 127.2 | 149.3 | 113.5 |
| | Apr. ^r | 110.2 | 97.3 | 128.9 | 152.3 | 84.3 |
| | Mei ^p | 127.6 | 127.6 | 129.4 | 153.7 | 102.8 |
| % Perubahan / % Changes (YoY) | | | | | | |
| 2022 | Jan. | 13.8 | 15.0 | 15.7 | 19.9 | -7.0 |
| | Feb. | 6.9 | 2.2 | 17.6 | 16.9 | -6.9 |
| | Mac | 6.5 | 10.3 | 16.2 | 18.6 | -23.2 |
| | Apr. | 7.2 | 1.2 | 24.7 | 27.8 | 3.9 |
| | Mei | 19.6 | 21.6 | 28.1 | 32.2 | 20.8 |
| | Jun | 1,529.9 | 2,628.3 | 1,068.4 | 1,000.1 | 2,893.4 |
| | Jul. | 667.1 | 468.0 | 940.4 | 884.9 | 1,175.5 |
| | Ogos | 168.1 | 195.5 | 105.9 | 128.8 | 729.3 |
| | Sep. | 44.1 | 37.0 | 59.3 | 68.6 | 32.7 |
| | Okt. | 1.2 | -11.6 | 39.9 | 43.5 | -16.4 |
| | Nov. | 10.3 | 12.6 | 21.6 | 26.2 | -25.8 |
| | Dis. | 9.7 | 19.3 | 18.0 | 20.4 | -39.3 |
| 2023 | Jan. | 9.2 | 16.4 | 9.5 | 8.4 | -7.3 |
| | Feb. | 20.9 | 32.0 | 13.8 | 14.8 | 3.6 |
| | Mac | 5.6 | 0.02 | 13.8 | 14.1 | -8.5 |
| | Apr. ^r | -9.0 | -21.2 | 13.9 | 13.4 | -35.5 |
| | Mei ^p | 17.8 | 25.8 | 13.9 | 13.9 | -13.2 |
| % Perubahan / % Changes (MoM) | | | | | | |
| 2022 | Jan. | -11.2 | -21.3 | 7.2 | 10.8 | -36.3 |
| | Feb. | -2.5 | 1.4 | -3.0 | -4.4 | -4.5 |
| | Mac | 26.2 | 53.9 | 1.6 | 2.5 | 32.1 |
| | Apr. | -8.5 | -15.9 | 1.2 | 2.7 | 5.3 |
| | Mei | -10.5 | -17.8 | 0.4 | 0.5 | -9.4 |
| | Jun | 12.2 | 25.0 | 2.9 | 1.6 | 5.7 |
| | Jul. | -12.9 | -22.1 | 1.3 | 1.4 | -18.1 |
| | Ogos | 18.2 | 32.4 | -1.6 | -2.4 | 3.5 |
| | Sep. | -1.4 | -1.7 | 0.6 | 0.8 | -2.0 |
| | Okt. | -4.4 | -8.8 | 0.7 | 0.7 | -7.1 |
| | Nov. | 3.0 | 6.4 | 1.1 | 1.5 | -5.3 |
| | Dis. | 9.4 | 14.0 | 4.7 | 3.7 | 2.4 |
| 2023 | Jan. | -11.6 | -23.1 | -0.6 | -0.3 | -2.7 |
| | Feb. | 7.9 | 14.9 | 0.8 | 1.3 | 6.7 |
| | Mac | 10.2 | 16.6 | 1.6 | 1.9 | 16.7 |
| | Apr. ^r | -21.2 | -33.7 | 1.3 | 2.0 | -25.7 |
| | Mei ^p | 15.8 | 31.2 | 0.4 | 0.9 | 21.8 |

| Tahun/ Bulan | Indeks Harga Pengguna | Kadar Penyertaan Tenaga Buruh (%) | Kadar Pengangguran (%) | Eksport (RM Juta) | Import (RM Juta) | |
|--------------------------------------|-----------------------|-------------------------------------|------------------------|---------------------|---------------------|---------|
| Year/ Month | Consumer Price Index | Labour Force Participation Rate (%) | Unemployment Rate (%) | Export (RM Million) | Import (RM Million) | |
| 2022 | Jan. | 124.9 | 69.1 | 4.2 | 111,068 | 92,507 |
| | Feb. | 125.2 | 69.1 | 4.1 | 102,266 | 82,452 |
| | Mac | 125.6 | 69.2 | 4.1 | 131,559 | 104,912 |
| | Apr. | 125.9 | 69.4 | 3.9 | 127,585 | 104,105 |
| | Mei | 126.6 | 69.5 | 3.9 | 120,492 | 107,794 |
| | Jun | 127.4 | 69.5 | 3.8 | 146,026 | 124,163 |
| | Jul. | 127.9 | 69.6 | 3.7 | 134,074 | 118,489 |
| | Ogos | 128.2 | 69.7 | 3.7 | 141,271 | 124,234 |
| | Sep. | 128.3 | 69.7 | 3.6 | 144,253 | 112,416 |
| | Okt. | 128.6 | 69.7 | 3.6 | 131,586 | 113,525 |
| | Nov. | 129.0 | 69.8 | 3.6 | 129,664 | 107,907 |
| | Dis. | 129.2 | 69.8 | 3.6 | 131,774 | 103,632 |
| 2023 | Jan. | 129.5 | 69.8 | 3.6 | 112,655 | 94,525 |
| | Feb. | 129.8 | 69.9 | 3.5 | 112,269 | 92,700 |
| | Mac | 129.9 | 69.9 | 3.5 | 129,668 | 102,980 |
| | Apr. ^r | 130.0 | 70.0 | 3.5 | 105,193 | 92,567 |
| | Mei ^p | 130.2 | 70.0 | 3.5 | 119,607 | 104,188 |
| % Perubahan / % Changes (YoY) | | | | | | |
| 2022 | Jan. | 2.3 | 0.6 | -0.7 | 23.9 | 26.6 |
| | Feb. | 2.2 | 0.6 | -0.7 | 16.5 | 18.3 |
| | Mac | 2.2 | 0.6 | -0.6 | 25.0 | 29.7 |
| | Apr. | 2.3 | 0.8 | -0.7 | 20.8 | 22.1 |
| | Mei | 2.8 | 1.0 | -0.6 | 30.4 | 37.3 |
| | Jun | 3.4 | 1.2 | -1.0 | 38.7 | 49.2 |
| | Jul. | 4.4 | 1.4 | -1.1 | 38.0 | 41.8 |
| | Ogos | 4.7 | 1.3 | -0.9 | 48.1 | 67.3 |
| | Sep. | 4.5 | 1.1 | -0.9 | 30.1 | 32.8 |
| | Okt. | 4.0 | 0.9 | -0.7 | 14.9 | 29.1 |
| | Nov. | 4.0 | 0.9 | -0.7 | 15.1 | 15.6 |
| | Dis. | 3.8 | 0.8 | -0.6 | 5.9 | 11.5 |
| 2023 | Jan. | 3.7 | 0.7 | -0.6 | 1.4 | 2.2 |
| | Feb. | 3.7 | 0.8 | -0.6 | 9.8 | 12.4 |
| | Mac | 3.4 | 0.7 | -0.6 | -1.4 | -1.8 |
| | Apr. ^r | 3.3 | 0.6 | -0.4 | -17.6 | -11.1 |
| | Mei ^p | 2.8 | 0.5 | -0.4 | -0.7 | -3.3 |
| % Perubahan / % Changes (MoM) | | | | | | |
| 2022 | Jan. | 0.3 | 0.1 | 0.0 | -10.7 | -0.5 |
| | Feb. | 0.2 | 0.0 | -0.1 | -7.9 | -10.9 |
| | Mac | 0.3 | 0.1 | 0.0 | 28.6 | 27.2 |
| | Apr. | 0.2 | 0.2 | -0.2 | -3.0 | -0.8 |
| | Mei | 0.6 | 0.1 | -0.03 | -5.6 | 3.5 |
| | Jun | 0.6 | 0.04 | -0.1 | 21.2 | 15.2 |
| | Jul. | 0.4 | 0.1 | -0.1 | -8.2 | -4.6 |
| | Ogos | 0.2 | 0.1 | 0.0 | 5.4 | 4.8 |
| | Sep. | 0.1 | 0.0 | -0.1 | 2.1 | -9.5 |
| | Okt. | 0.2 | 0.0 | -0.03 | -8.8 | 1.0 |
| | Nov. | 0.3 | 0.1 | 0.0 | -1.5 | -4.9 |
| | Dis. | 0.2 | 0.0 | 0.0 | 1.6 | -4.0 |
| 2023 | Jan. | 0.2 | 0.0 | 0.0 | -14.5 | -8.8 |
| | Feb. | 0.2 | 0.1 | -0.1 | -0.3 | -1.9 |
| | Mac | 0.1 | 0.0 | 0.0 | 15.5 | 11.1 |
| | Apr. ^r | 0.1 | 0.1 | 0.0 | -18.9 | -10.1 |
| | Mei ^p | 0.2 | 0.0 | 0.0 | 13.7 | 12.6 |

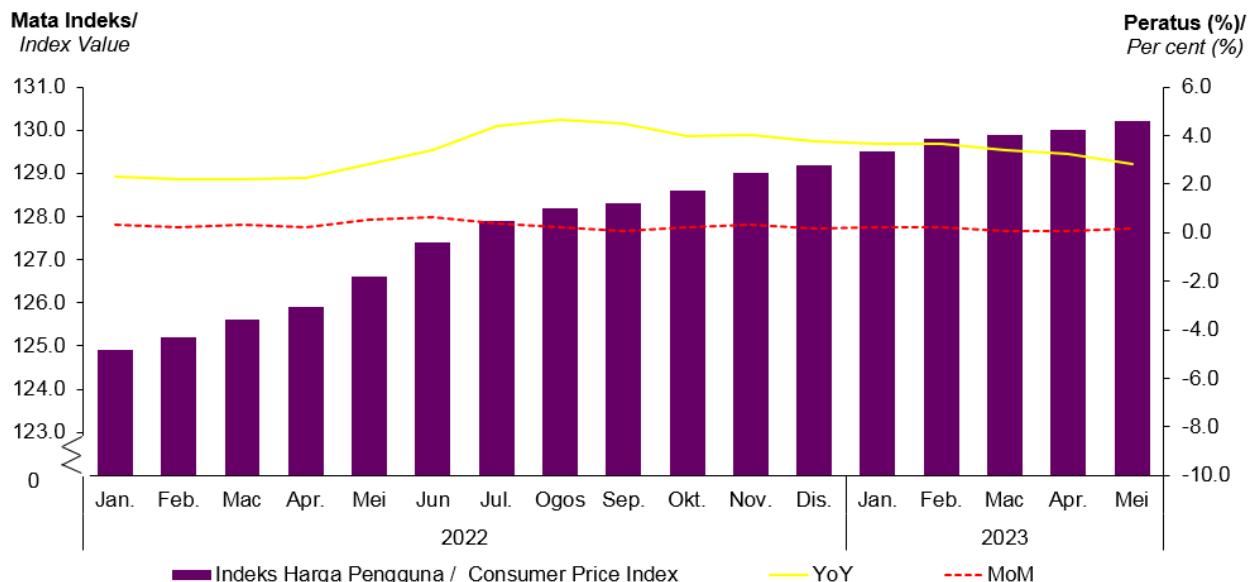
| Tahun/ Bulan | MALAYSIA | HONG KONG | SINGAPURA | INDONESIA | UNITED KINGDOM | THAILAND | REPUBLIK KOREA | |
|--------------------------------------|-------------------|-----------|-----------|-----------|----------------|----------|-------------------|-------|
| Year/ Month | MALAYSIA | HONG KONG | SINGAPORE | INDONESIA | UNITED KINGDOM | THAILAND | REPUBLIC OF KOREA | |
| 2022 | Jan. | 147.2 | 118.3 | 115.8 | 209.6 | 94.1 | 269.7 | 107.9 |
| | Feb. | 146.2 | 87.1 | 85.6 | 200.0 | 94.8 | 274.0 | 95.1 |
| | Mac | 148.1 | 81.3 | 100.9 | 205.3 | 97.0 | 311.3 | 107.4 |
| | Apr. | 157.3 | 102.8 | 99.1 | 239.2 | 99.7 | 265.2 | 105.1 |
| | Mei | 164.0 | 98.9 | 104.5 | 234.1 | 99.2 | 284.7 | 108.7 |
| | Jun | 164.9 | 94.2 | 99.1 | 206.6 | 98.4 | 285.0 | 117.7 |
| | Jul. | 165.8 | 96.9 | 103.5 | 200.2 | 100.3 | 275.7 | 117.9 |
| | Ogos | 166.5 | 98.0 | 102.1 | 201.8 | 95.1 | 285.2 | 119.3 |
| | Sep. | 168.1 | 96.9 | 102.8 | 198.1 | 93.1 | 281.7 | 121.7 |
| | Okt. | 169.4 | 110.2 | 108.5 | 202.7 | 99.6 | 273.1 | 124.1 |
| | Nov. | 169.7 | 101.4 | 109.4 | 203.5 | 110.0 | 290.8 | 109.3 |
| | Dis. | 171.4 | 115.8 | 130.4 | 217.8 | 117.8 | 305.2 | 108.7 |
| 2023 | Jan. | 171.0 | 124.3 | 114.1 | 208.2 | 89.0 | 287.5 | 103.8 |
| | Feb. | 166.8 | 112.9 | 92.6 | 201.2 | 91.1 | 279.8 | 95.5 |
| | Mac | 168.6 | 113.1 | 103.2 | 215.3 | 93.1 | 313.4 | 107.5 |
| | Apr. ^r | 173.1 | 116.3 | 101.6 | 242.9 | 95.9 | 266.1 | 103.6 |
| | Mei ^p | 167.9 | 115.2 | 105.3 | 234.2 | 97.1 | n.a | 108.0 |
| % Perubahan / % Changes (YoY) | | | | | | | | |
| 2022 | Jan. | 2.8 | 1.5 | 16.0 | 15.2 | 8.8 | 14.4 | -3.8 |
| | Feb. | 5.4 | -17.5 | -2.7 | 12.9 | 6.4 | 10.1 | -10.0 |
| | Mac | 7.3 | -16.8 | 11.9 | 9.3 | -0.4 | 6.4 | -10.1 |
| | Apr. | 16.6 | 8.0 | 14.3 | 8.5 | -4.7 | 11.4 | -11.6 |
| | Mei | 24.2 | -4.8 | 19.5 | 2.9 | -5.6 | 13.7 | -11.5 |
| | Jun | 31.3 | -4.1 | 15.5 | 4.1 | -6.6 | 12.8 | -1.5 |
| | Jul. | 31.6 | 1.1 | 14.9 | 6.2 | -4.0 | 18.1 | -1.9 |
| | Ogos | 30.1 | -3.0 | 13.4 | 4.8 | -5.9 | 22.6 | 2.4 |
| | Sep. | 27.1 | -1.3 | 14.1 | 4.6 | -7.0 | 12.7 | -0.8 |
| | Okt. | 22.3 | 2.5 | 12.5 | 3.7 | -5.4 | -0.3 | -0.7 |
| | Nov. | 18.3 | -5.2 | 6.5 | 1.3 | -6.5 | 5.0 | -12.3 |
| | Dis. | 17.4 | -0.6 | 6.9 | 0.7 | -4.0 | 0.0 | -14.5 |
| 2023 | Jan. | 16.2 | 5.1 | -1.4 | -0.7 | -5.4 | 6.6 | -3.8 |
| | Feb. | 14.1 | 29.6 | 8.2 | 0.6 | -3.9 | 2.1 | 0.4 |
| | Mac | 13.8 | 39.1 | 2.2 | 4.9 | -4.0 | 0.7 | 0.1 |
| | Apr. ^r | 10.0 | 13.1 | 2.5 | 1.5 | -3.8 | 0.3 | -1.4 |
| | Mei ^p | 2.4 | 16.5 | 0.8 | 0.0 | -2.1 | n.a | -0.6 |
| % Perubahan / % Changes (MoM) | | | | | | | | |
| 2022 | Jan. | 0.8 | 1.5 | -5.0 | -3.1 | -23.3 | -11.7 | -15.2 |
| | Feb. | -0.7 | -26.4 | -26.1 | -4.6 | 0.7 | 1.6 | -25.2 |
| | Mac | 1.3 | -6.7 | 17.9 | 2.6 | 2.3 | 13.6 | 12.9 |
| | Apr. | 6.2 | 26.4 | -1.8 | 16.5 | 2.8 | -14.8 | -2.1 |
| | Mei | 4.3 | -3.8 | 5.4 | -2.1 | -0.5 | 7.3 | 3.4 |
| | Jun | 0.5 | -4.8 | -5.2 | -11.7 | -0.8 | 0.1 | 8.3 |
| | Jul. | 0.6 | 2.9 | 4.5 | -3.1 | 1.9 | -3.3 | 0.2 |
| | Ogos | 0.5 | 1.1 | -1.4 | 0.8 | -5.2 | 3.5 | 1.2 |
| | Sep. | 1.0 | -1.1 | 0.7 | -1.8 | -2.1 | -1.2 | 2.0 |
| | Okt. | 0.7 | 13.7 | 5.5 | 2.3 | 7.0 | -3.1 | 2.0 |
| | Nov. | 0.2 | -8.0 | 0.9 | 0.4 | 10.4 | 6.5 | -11.9 |
| | Dis. | 1.0 | 14.2 | 19.1 | 7.0 | 7.1 | 4.9 | -0.5 |
| 2023 | Jan. | -0.2 | 7.3 | -12.5 | -4.4 | -24.4 | -5.8 | -4.5 |
| | Feb. | -2.5 | -9.2 | -18.9 | -3.4 | 2.4 | -2.7 | -8.0 |
| | Mac | 1.1 | 0.2 | 11.5 | 7.0 | 2.2 | 12.0 | 12.6 |
| | Apr. ^r | 2.7 | 2.8 | -1.6 | 12.8 | 3.0 | -15.1 | -3.6 |
| | Mei ^p | -3.0 | -0.9 | 3.7 | -3.6 | 1.3 | n.a | 4.2 |

Muka surat ini sengaja dibiarkan kosong.
This page is deliberately left blank.

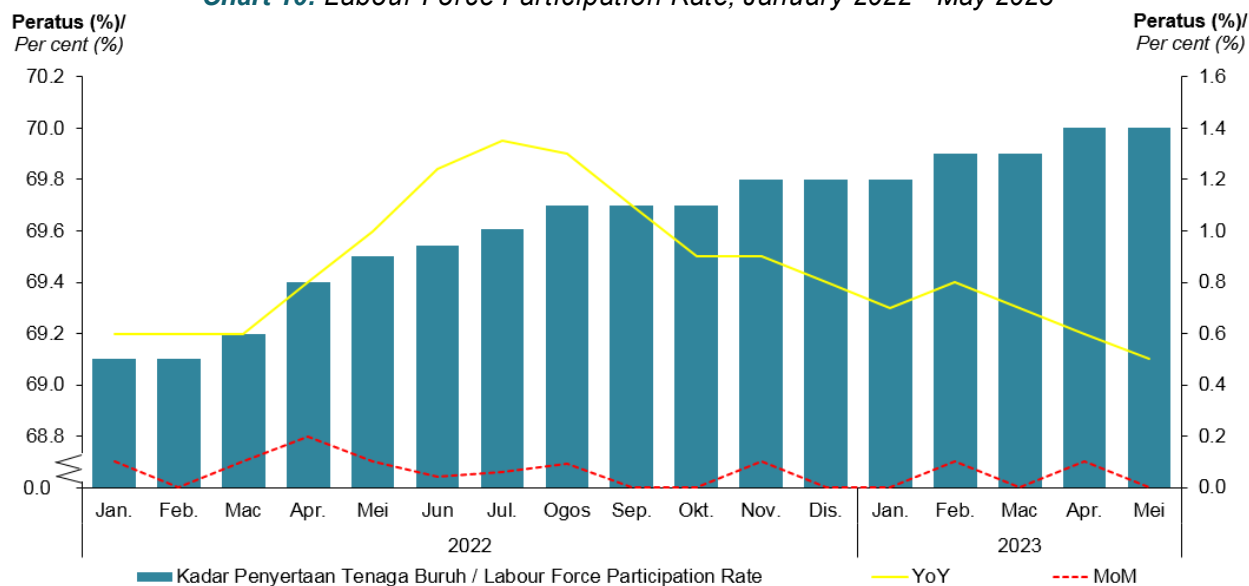
INDIKATOR TAMBAHAN
ADDITIONAL INDICATORS

Muka surat ini sengaja dibiarkan kosong.
This page is deliberately left blank.

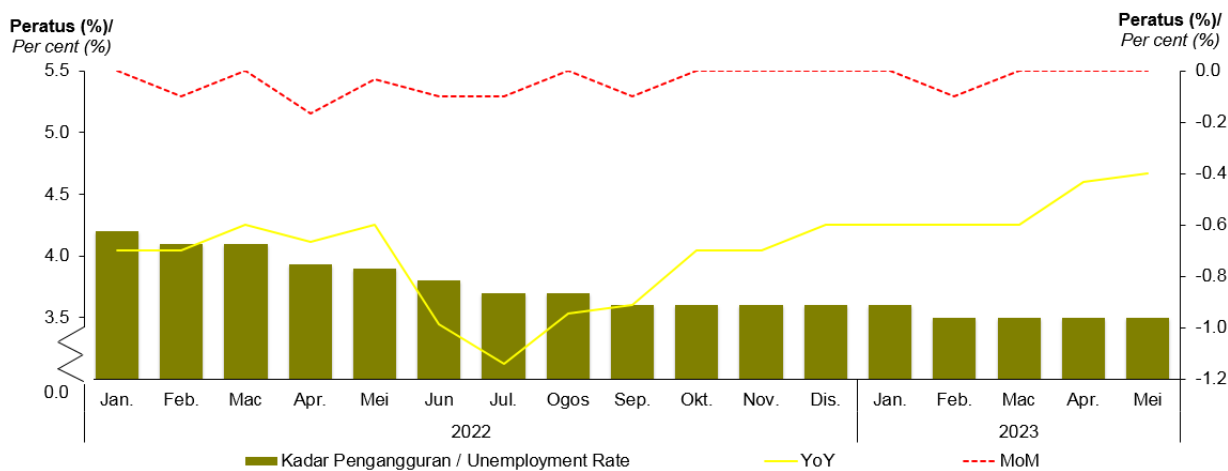
Carta 9: Indeks Harga Pengguna, Januari 2022 - Mei 2023
Chart 9: Consumer Price Index, January 2022 - May 2023



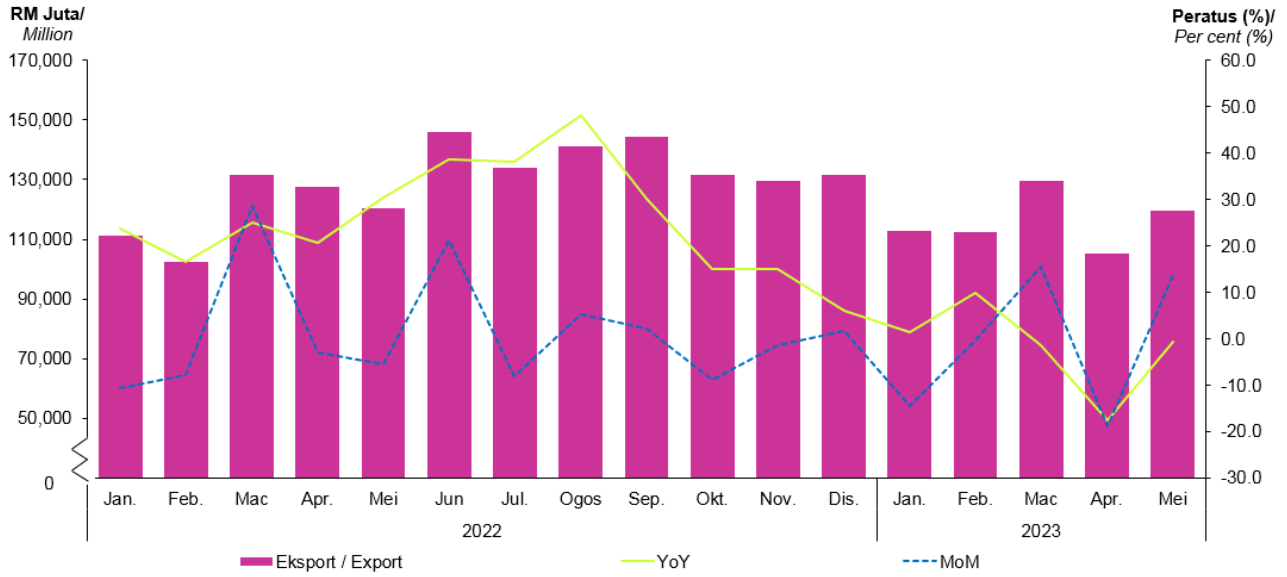
Carta 10: Kadar Penyertaan Tenaga Buruh, Januari 2022 - Mei 2023
Chart 10: Labour Force Participation Rate, January 2022 - May 2023



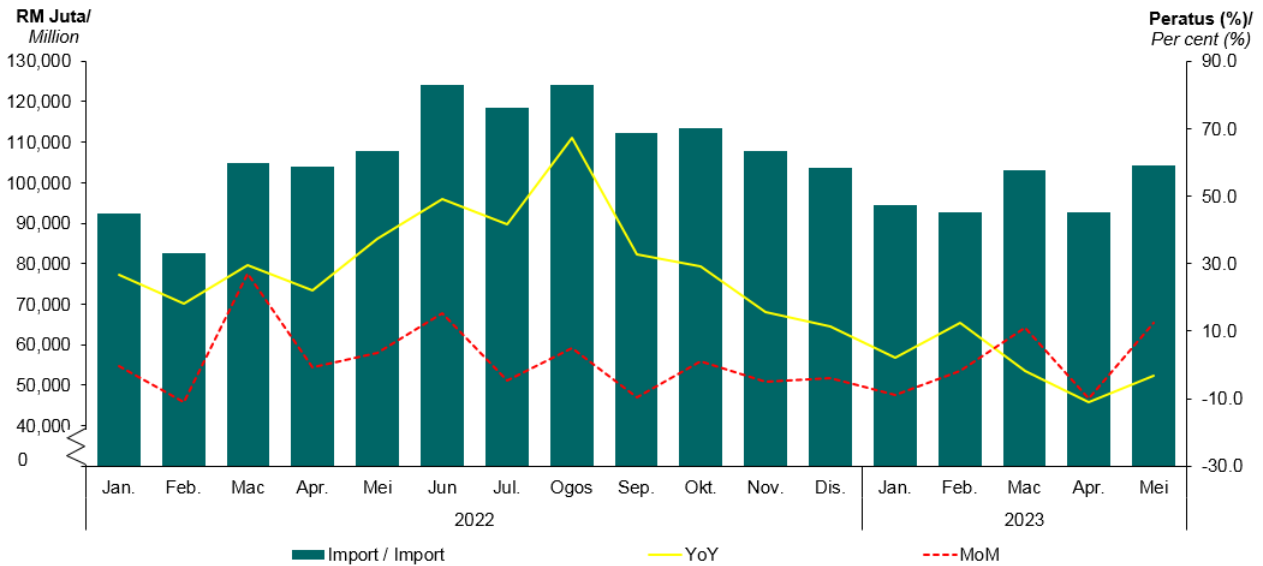
Carta 11: Kadar Pengangguran, Januari 2022 - Mei 2023
Chart 11: Unemployment Rate, January 2022 - May 2023



Carta 12: Eksport Malaysia, Januari 2022 - Mei 2023
Chart 12: Malaysia Export, January 2022 - May 2023



Carta 13: Import Malaysia, Januari 2022 - Mei 2023
Chart 13: Malaysia Import, January 2022 - May 2023



NOTA TEKNIKAL
TECHNICAL NOTES

Muka surat ini sengaja dibiarkan kosong.
This page is deliberately left blank.

NOTA TEKNIKAL

1. PENDAHULUAN

Data dalam penerbitan ini dikumpul melalui Survei Perdagangan Borong & Runcit Bulanan yang merangkumi sektor Perdagangan Borong dan Runcit bermula pada Januari 2014;

Walau bagaimanapun, untuk tujuan penerbitan ini, statistik yang dilaporkan adalah bermula tahun 2022.

2. OBJEKTIF

Penerbitan ini membentangkan maklumat nilai jualan dalam sektor Perdagangan Borong dan Runcit. Survei yang dijalankan ini adalah untuk:

- Menyediakan indikator jangka pendek sektor Perdagangan Borong dan Runcit;
- Menyediakan input dalam penyusunan Indeks Perdagangan Borong dan Runcit bulanan;
- Menyediakan maklumat bagi penyusunan Keluaran Dalam Negeri Kasar Suku Tahunan; dan
- Membantu pihak kerajaan dan organisasi lain termasuk komuniti perniagaan dalam merancang dan membuat keputusan berdasarkan fakta.

3. SKOP DAN LIPUTAN

Survei ini meliputi semua pertubuhan yang berdaftar dengan badan-badan kawal selia yang terlibat dalam Perkhidmatan Perdagangan Borong & Runcit.

4. KONSEP DAN DEFINISI

Klasifikasi industri adalah berasaskan kepada Piawaian Klasifikasi Industri Malaysia 2008 Ver.1.0. Klasifikasi yang diguna pakai adalah selaras dengan *International Standard Industrial Classification All Economic Activities, Revision 4, United Nations Statistics Division*. Manakala, perdagangan borong dan runcit yang digunapakai dalam penerbitan ini berasaskan kepada saranan di dalam Manual *International Recommendations for Distributive Trade Statistics 2008 (IRDTS 2008)* yang diterbitkan oleh *United Nations Statistics Division*. Definisi tersebut adalah termasuk aktiviti berikut:

4.1 Perdagangan Borong & Runcit

4.1.1 Perdagangan Borong

Merujuk kepada penjualan semula (tanpa pengubahsuaian) barangan baharu dan barang yang telah digunakan kepada peruncit, pengguna perindustrian, perdagangan, institusi atau profesional; atau kepada pemborong lain; atau menjual dagangan kepada orang atau syarikat berkenaan.

Pemborong selalunya memasang, memilih dan mengklasifikasikan barang dalam lot-lot besar; memecahkan muatan yang besar, membungkus semula dan membotol (kecuali bekas yang kedap udara) dan membahagi semula kepada lot-lot kecil; menyimpan, menyejuk, menghantar dan memasang barang dan juga turut serta dalam promosi jualan untuk pelanggan dan rekabentuk label.

4.1.2 Perdagangan Runcit

Merujuk kepada penjualan semula (jualan tanpa pengubahsuaian) barang baharu dan terpakai kepada orang awam untuk kegunaan peribadi atau isi rumah.

4.1.3 Kenderaan Bermotor

Merujuk kepada jualan secara borong dan runcit kenderaan bermotor dan motosikal, sama ada baharu atau terpakai, jualan alat-alat ganti dan aksesori kenderaan, penyelenggaraan dan pembaikan kenderaan bermotor dan motosikal termasuk mencuci, mengilap serta agen komisen.

4.2 Indeks Volum Perdagangan Borong & Runcit

4.2.1 Jenis Indeks Volum

Indeks Volum Perdagangan Borong & Runcit diukur pada tempoh rujukan berbanding tahun asas, (2015=100).

5. UNIT MELAPOR

Survei ini dilaksanakan dengan menggunakan pendekatan **pertubuhan**. Pertubuhan ditakrifkan sebagai “satu unit ekonomi yang bergiat di bawah satu aktiviti, di bawah penguasaan tunggal yang sah dan beroperasi di satu lokasi fizikal”. Setiap pertubuhan diberikan klasifikasi industri yang berdasarkan aktiviti utama dan bukannya mengikut syarikat induk.

6. NILAI JUALAN

Definisi ini terpakai kepada **Perdagangan Borong & Runcit**.

Nilai jualan merujuk kepada:

- (a) nilai semua **barang** di mana hak milik atau hak mutlak untuk penggunaan telah dipindahkan kepada orang lain dengan tujuan barang itu akan dibeli akhirnya; dan
- (b) nilai **perkhidmatan** yang diberikan dalam tempoh laporan tanpa mengambil kira masa dan cara pembayaran dibuat.

Nilai jualan dalam survei ini merujuk kepada **jumlah bayaran** yang dibayar oleh pelanggan-pelanggan. Ia termasuk:

- (a) harga jualan;
- (b) caj-caj pinjaman kewangan, pengiriman dan pemasangan, jika perkhidmatan ini diberikan oleh pertubuhan yang diliputi.

7. KUASA PERUNDANGAN

Maklumat yang dikumpul adalah mengikut peruntukan **Akta Perangkaan 1965 (Disemak 1989)**. Seksyen 5 di bawah Akta ini menghendaki mana-mana pertubuhan yang beroperasi di Malaysia untuk memberikan maklumat sebenar atau anggaran terbaik kepada Jabatan. Mengikut Akta ini, kandungan soal selidik adalah **sulit** dan hanya angka agregat diterbitkan. Sementara itu, Seksyen 7 di bawah Akta yang sama memperuntukkan denda kepada responden yang gagal memberi kerjasama kepada survei yang dijalankan.

8. POLISI PINDAAN

- Bagi data bulanan, perubahan tertakluk kepada sumber data, semakan adalah $t-1$ di mana t merujuk kepada bulan semasa.
- Bagi data suku tahunan, perubahan tertakluk kepada sumber data, semakan adalah $t-1$ di mana t merujuk kepada suku tahun semasa.
- Bagi data tahunan, perubahan tertakluk kepada sumber data, semakan adalah $t-3$ di mana t merujuk kepada tahun semasa.

9. METODOLOGI

9.1. Populasi

Semua pertubuhan meliputi 179 industri (5 digit) berasaskan kod Piawai Klasifikasi Industri Malaysia 2008 Ver 1.0.

9.2. Rangka pensampelan

Berdasarkan populasi yang telah dikenal pasti, pertubuhan yang beroperasi sehingga Disember 2022 disenaraikan sebagai rangka pensampelan.

9.3. Reka bentuk pensampelan

Reka bentuk pensampelan bagi survei ini adalah pensampelan rawak strata satu peringkat. Kategori industri di peringkat nasional telah diklasifikasikan sebagai strata manakala pertubuhan sebagai unit pensampelan.

Setiap strata (industri) telah dibentuk kepada empat substrata untuk memastikan sampel yang diagihkan mengambil kira ciri-ciri ekonomi industri tersebut. Substrata utama bersifat heterogen diliputi secara liputan penuh. Manakala, sub strata selainnya bersifat homogen, disampelkan.

Substrata utama meliputi pertubuhan kategori besar yang mempunyai hasil yang signifikan dalam industri liputan manakala bagi substrata kedua hingga keempat dibentuk berdasarkan Kaedah *Cumulative Square Root Frequency*. Kaedah ini membentuk sempadan bagi setiap substrata.

9.4. Saiz sampel

Statistik utama yang digunakan untuk penganggaran saiz sampel adalah jumlah hasil. Formula yang digunakan dalam penganggaran saiz sampel bagi strata adalah seperti berikut:

di mana;

| | | |
|---------|---|-------------------------------|
| n | = | Saiz sampel |
| N_i | = | Saiz populasi bagi strata i |
| S_i^2 | = | Varian bagi strata i |
| V | = | Varian sasaran |

$$V = RSE^2 \cdot \left(\frac{\hat{Y}_i}{Z} \right)^2$$

di mana;

| | | |
|-------------|---|------------------------------------|
| \hat{Y}_i | = | Jumlah nilai hasil bagi strata i |
| RSE | = | Ralat piawai relatif |
| Z | = | Nilai aras keyakinan |

Sampel akan diagihkan kepada sub strata dalam industri liputan dengan menggunakan kaedah *Neyman Allocation* seperti berikut:

$$n_{hi} = \left(\frac{N_h S_h}{\sum N_h S_h} \right) n_i$$

$$h = 2, 3 \text{ dan } 4$$

$$i = 1, 2, \dots, k$$

di mana;

| | | |
|----------|---|---|
| n_{hi} | = | Saiz sampel bagi substrata h dalam strata i |
| N_h | = | Saiz populasi bagi substrata h |
| S_h | = | Sisihan piawai bagi substrata h |
| n_i | = | Saiz sampel bagi strata i |
| h | = | Substrata |
| i | = | Strata |

Pertubuhan kategori besar diliputi sepenuhnya, manakala pertubuhan bagi substrata kedua hingga keempat dipilih secara rawak mengikut kaedah pensampelan bersistematik.

9.5. Wajaran

Analisis berwajaran disediakan menggunakan wajaran bagi memastikan sampel yang dipilih dapat menggambarkan populasi survei. Wajaran yang diperlukan adalah wajaran di peringkat reka bentuk pensampelan dan wajaran tiada respons.

Wajaran reka bentuk pensampelan bagi pertubuhan pada strata h adalah seperti berikut:

$$W_h = \frac{N_h}{n_h}$$

di mana,

| | | |
|-------|---|-------------------------------------|
| N_h | = | Jumlah populasi substrata h ; dan |
| n_h | = | Jumlah sampel substratum h |

Wajaran tiada respons pada substrata h adalah seperti berikut :

$$NRW_h = \frac{1}{n'_h/n_h}, \quad h = 1, \dots, 4$$

di mana;

$$n'_h = \text{Bilangan sampel respons bagi substrata } h$$

$$n_h = \text{Bilangan sampel bagi substrata } h$$

Kaedah pengiraan wajaran reka bentuk pensampelan selepas survei (*adjusted weight*) pada substrata h seperti berikut:

$$W'_h = W_h \times NRW_h, \quad h = 1, \dots, 4$$

di mana;

$$W_h = \text{Wajaran reka bentuk pensampelan pada substrata } h$$

$$NRW_h = \text{Wajaran tiada respons pada substrata } h$$

10. PEMBUNDARAN

Penjumlahan komponen mungkin berbeza dengan angka jumlah kecil atau jumlah besar disebabkan pembundaran.

TECHNICAL NOTES

1. INTRODUCTION

The data for this publication was collected through the Monthly Survey of Wholesale & Retail Trade which comprise of the Wholesale & Retail Trade sector started in the January 2014;

However, for this publication, the statistics presented commenced from 2022.

2. OBJECTIVES

This publication presents information on sales value in Wholesale & Retail Trade sector. The main objectives of this survey are to:

- Provide short term indicators of Wholesale & Retail Trade sector;*
- Provide input towards the compilation of Monthly Index of Wholesale & Retail Trade sector;*
- Provide information for the compilation of Quarterly Gross Domestic Product; and*
- Assist the government and other organisation as well as business community in planning and decision making based on evidence.*

3. SCOPE AND COVERAGE

The surveys cover all registered establishments of the relevant regulatory bodies engaged in the Wholesale & Retail Trade.

4. CONCEPTS AND DEFINITIONS

The classification of the industry is based on the Malaysia Standard Industrial Classification 2008 Ver. 1.0. The classification conforms to the International Standard Industrial Classification of All Economic Activities, Revision 4, United Nations Statistics Division. Meanwhile, the concepts of wholesale and retail trade adopted in this publication is based on recommendation in the Manual of International Recommendations for Distributive Trade Statistics 2008 (IRDTS 2008) published by the United Nations Statistics Division. The definition of industries are as follows:

4.1 Wholesale and Retail Trade

4.1.1 Wholesale Trade

Refers to the resale (sale without transformation) of new and used goods to retailers; industrial, commercial, institutional or professional users; or to other wholesalers; or selling merchandise to, such persons or companies.

Wholesalers frequently physically assemble, sort and grade goods in large lots; break bulk, repack and bottle (except in air-tight containers) and redistribute in smaller lots; store, refrigerate, deliver and install goods as well as engage in sales promotion for customers and label design.

4.1.2 Retail Trade

Refers to the resale (sale without transformation) of new and used goods to the general public for personal or household consumption or utilisation.

4.1.3 Motor Vehicles

Refers to wholesale and retail sale of motor vehicles and motorcycles, either new or used, sale of motor vehicle parts and accessories, maintenance and repair of motor vehicles and motorcycles including washing, polishing as well as commission agents.

4.2 Index Volume of Wholesale and Retail Trade

4.2.1 Type of Volume Index

The Volume Index of Wholesale & Retail Trade measured in the reference period as compared to the base period, (2015=100).

5. REPORTING UNIT

*The reporting unit is an **establishment**. An establishment is defined as “an economic unit that engaged in one activity, under a single legal entity and operating in a single physical location”. Each establishment was assigned an industry classification based on its principal activity and not by its parent company.*

6. SALES VALUE

This definition is applicable to Wholesale and Retail Trade.

Sales value refer to:

- (a) the value of all **goods**, for which ownership or effective right to use with a view to ultimate purchase, has been transferred to others; and*
- (b) the value of **services** rendered during the inquiry period, irrespective of time or method of payment.*

*The sales value in this survey refers to the **total sum paid** by the customers. It includes:*

- (a) sales price;*
- (b) financing, delivery and installation charges, if these services are rendered by the establishment enumerated.*

7. CONFIDENTIALITY REQUIREMENTS

*The information is gathered under the provisions of the **Statistics Act 1965 (Revised 1989)**. Section 5 of this Act requires all establishments services operating in Malaysia to provide actual information or best estimates to the Department. The Act stipulates that the content of individual returns are **confidential** and only aggregated figures are published. Meanwhile, Section 7 under the same Act provides the penalty to the respondents that could not comply with the surveys undertaken.*

8. REVISIONS POLICY

- For monthly data, subject to changes in data source, revision is t-1 where t refers to current month.*
- For quarterly data, subject to changes in data source, revision is t-1 where t refers to current quarter.*
- For annual data, subject to changes in data source, revision is t-3 where t refers to current year.*

9. METHODOLOGY

9.1. Population

All establishments encompass of 179 industries (5 digits) based on Malaysia Standard Industrial Classification 2008 Ver 1.0.

9.2. Sampling frame

From the identified population, establishments that are still operating as at December 2022 were listed as sampling frame.

9.3. Sampling design

Sampling design of the survey is a one-stage stratified random sampling. Industries at national level have been classified as stratum and the establishment as the sampling unit.

Each stratum (industry) has been set up into four sub stratum to ensure the sample is distributed taking into account the economy characteristics of the industry. The main substratum is heterogeneous, was fully covered while other sub stratum that is homogeneous were sampled.

Main substratum comprise large establishments that have significant total revenue in the industry while for the second to fourth substratum were formed based on Cumulative Frequency Square Root Method. This method forms the boundaries, for each substratum.

9.4. Sample size

The main statistics used to estimate the sample size is the total revenue. The formula used in the estimation of the sample size for a stratum is as follows:

$$n = \frac{(\sum N_i S_i)^2}{V + \sum N_i S_i^2}$$

where;

n = Sample size

N_i = Population size for stratum i

S_i^2 = Variance for stratum i

V = Desired variance

$$V = RSE^2 \cdot \left(\frac{\hat{Y}_i}{Z} \right)^2$$

where;

\hat{Y}_i = Estimated total revenue for stratum i

RSE = Relative standard error

Z = Value of confidence level

Sample is distributed to substratum of the industry using Neyman Allocation Method as follows:

$$n_{hi} = \left(\frac{N_h S_h}{\sum N_h S_h} \right) n_i'$$

$$h = 2, 3 \text{ and } 4$$

$$i = 1, 2, \dots, k$$

where;

$$n_{hi} = \text{Sample size for substratum } h \text{ of stratum } i$$

$$N_h = \text{Population size for substratum } h$$

$$S_h = \text{Standard deviation for substratum } h$$

$$n_j = \text{Sample size for stratum } i$$

$$h = \text{Substratum}$$

$$j = \text{Stratum}$$

Establishments of the large categories were fully covered while establishments of the second to fourth substratum were randomly selected using systematic random sampling.

9.5. Weight

Weighted analysis is done using sampling weight to ensure that the selected sample can reflect population survey. The weights required are the sampling design weight and non-response weight.

The sampling design weight for the establishment at stratum h is as follows:

$$W_h = \frac{N_h}{n_h}$$

where,

$$N_h = \text{Total population of substratum } h; \text{ and}$$

$$n_h = \text{Total sample of substratum } h$$

Weight for non response at sub stratum h as below:

$$NRW_h = \frac{1}{n'_h/n_h}, \quad h = 1, \dots, 4$$

where;

n'_h = Number of response sampel for substratum h ; and

n_h = Number of sampel for substratum h

The method of calculating the sampling design weight after the survey (adjusted weight) on substratum has below:

$$W'_h = W_h \times NRW_h, \quad h = 1, \dots, 4$$

where,

W_h = Sampling design weight at substratum h

NRW_h = Non response weight at substratum h

10. ROUNDING

The sum of the component figures may not tally with the sub-total or total figures due to rounding.

LAMPIRAN
APPENDIX

Muka surat ini sengaja dibiarkan kosong.
This page is deliberately left blank.

LAMPIRAN / APPENDIX

Piawaian Klasifikasi Industri Malaysia 2008 Ver. 1.0 / Malaysia Standard Industrial Classification 2008 Ver.1.0

| Perdagangan Borong <i>Wholesale Trade</i> | | | |
|---|--------------------------|------------------------|--|
| BAHAGIAN <i>DIVISION</i> | KUMPULAN <i>GROUP</i> | PERKARA <i>ITEM</i> | KETERANGAN <i>DESCRIPTION</i> |
| 46 | 461 | | Jual borong berdasarkan kontrak atau yuran <i>Wholesale on a fee or contract basis</i> |
| | | 46100 | Jual borong berdasarkan kontrak atau yuran <i>Wholesale on a fee or contract basis</i> |
| | 462 | | Jual borong bahan mentah pertanian dan haiwan hidup <i>Wholesale of agricultural raw materials and live animals</i> |
| | | 46201 | Jualan borong getah <i>Wholesale of rubber</i> |
| | | 46202 | Jualan borong minyak kelapa sawit <i>Wholesale of palm oil</i> |
| | | 46203 | Jualan borong kayu balak dan kayu kayan <i>Wholesale of lumber and timber</i> |
| | | 46204 | Jualan borong bunga-bunga dan tumbuh-tumbuhan <i>Wholesale of flowers and plants</i> |
| | | 46205 | Jualan borong ternakan <i>Wholesale of livestock</i> |
| | | 46209 | Jualan borong bahan mentah pertanian dan haiwan hidup t.t.t.l <i>Wholesale of agricultural raw material and live animals n.e.c</i> |
| | 463 | | Jualan borong makanan, minuman dan tembakau <i>Wholesale of food, beverages and tobacco</i> |
| | | 46311 | Jualan borong daging, unggas dan telur <i>Wholesale of meat, poultry and eggs</i> |
| | | 46312 | Jualan borong ikan dan lain-lain makanan laut <i>Wholesale of fish and other seafood</i> |
| | | 46313 | Jualan borong buah-buahan <i>Wholesale of fruits</i> |
| | | 46314 | Jualan borong sayur-sayuran <i>Wholesale of vegetables</i> |
| | | 46319 | Jualan borong daging, ikan, buah-buahan dan sayur-sayuran t.t.t.l <i>Wholesale of meat, fish, fruits and vegetables n.e.c</i> |
| | | 46321 | Jualan borong beras, bijirin lain, tepung dan gula <i>Wholesale of rice, other grains, flour and sugars</i> |
| | | 46322 | Jualan borong hasil tenusu <i>Wholesale of dairy products</i> |
| | | 46323 | Jualan borong konfeksi <i>Wholesale of confectionary</i> |
| | | 46324 | Jualan borong biskut, kek, roti dan produk bakeri lain <i>Wholesale of biscuits, cakes, breads and other bakery products</i> |
| | | 46325 | Jualan borong kopi, teh dan minuman lain <i>Wholesale of coffee, tea, cocoa and other beverages</i> |

| Perdagangan Borong | | | |
|---------------------------|-----------------|----------------|--|
| <i>Wholesale Trade</i> | | | |
| BAHAGIAN | KUMPULAN | PERKARA | KETERANGAN |
| <i>DIVISION</i> | <i>GROUP</i> | <i>ITEM</i> | <i>DESCRIPTION</i> |
| | | 46326 | Jualan borong bir, wain dan spirit <i>Wholesale of beer, wine and spirits</i> |
| | | 46327 | Jualan borong tembakau, cerut, rokok <i>Wholesale of tobacco, cigar, cigarettes</i> |
| | | 46329 | Jualan borong bahan makanan lain <i>Wholesale of other foodstuffs</i> |
| | 464 | | Jualan borong barangan isi rumah <i>Wholesale of household goods</i> |
| | | 46411 | Jualan borong benang dan fabrik <i>Wholesale of yarn and fabrics</i> |
| | | 46412 | Jualan borong linen, tuala dan selimut isi rumah <i>Wholesale of household linen, towels, blankets</i> |
| | | 46413 | Jualan borong pakaian <i>Wholesale of clothing</i> |
| | | 46414 | Jualan borong aksesori pakaian <i>Wholesale of clothing accessories</i> |
| | | 46415 | Jualan borong pakaian daripada bulu binatang <i>Wholesale of fur articles</i> |
| | | 46416 | Jualan borong kasut <i>Wholesale of footwear</i> |
| | | 46417 | Jualan borong bahan jahitan <i>Wholesale of haberdashery</i> |
| | | 46419 | Jualan borong tekstil, pakaian, t.t.t.l <i>Wholesale of textiles, clothing n.e.c</i> |
| | | 46421 | Jualan borong barangan farmaseutikal dan perubatan <i>Wholesale of pharmaceutical and medical goods</i> |
| | | 46422 | Jualan borong pewangi, kosmetik, sabun dan kelengkapan dandanan diri <i>Wholesale of perfumeries, cosmetics, soap and toiletries</i> |
| | | 46431 | Jualan borong basikal dan komponen (termasuk alat ganti) dan aksesori <i>Wholesale of bicycles and their parts and accessories</i> |
| | | 46432 | Jualan borong barangan fotografi dan optic <i>Wholesale of photographic and optical goods</i> |
| | | 46433 | Jualan borong barangan kulit dan aksesori kembara <i>Wholesale of leather goods and travel accessories</i> |
| | | 46434 | Jualan borong peralatan muzik, permainan dan barang mainan, barangan sukan <i>Wholesale of musical instruments, games and toys, sports goods</i> |
| | | 46441 | Jualan borong kraftangan dan bunga tiruan <i>Wholesale of handicrafts and artificial flowers</i> |
| | | 46442 | Jualan borong bunga keratan dan tumbuhan <i>Wholesale of cut flowers and plants</i> |

| Perdagangan Borong <i>Wholesale Trade</i> | | | |
|---|---------------------------------|-------------------------------|--|
| BAHAGIAN <i>DIVISION</i> | KUMPULAN <i>GROUP</i> | PERKARA <i>ITEM</i> | KETERANGAN <i>DESCRIPTION</i> |
| | | 46443 | Jualan borong jam tangan dan jam dinding <i>Wholesale of watches and clocks</i> |
| | | 46444 | Jualan borong barang kemas <i>Wholesale of jewellery</i> |
| | | 46491 | Jualan borong perabot isi rumah <i>Wholesale of household furniture</i> |
| | | 46492 | Jualan borong perkakas isi rumah <i>Wholesale of household appliances</i> |
| | | 46493 | Jualan borong peralatan lampu <i>Wholesale of lighting equipment</i> |
| | | 46494 | Jualan borong perkakas dapur dan kutleri, pinggan mangkuk, barangan kaca dan barangan tembikar <i>Wholesale of household utensils and cutlery, crockery, glassware, chinaware and pottery</i> |
| | | 46495 | Jualan borong barangan kayu, anyaman rotan dan barangan gabus <i>Wholesale of woodenware, wickerwork and corkware</i> |
| | | 46496 | Jualan borong barangan elektrik dan elektronik <i>Wholesale of electrical and electronic goods</i> |
| | | 46497 | Jualan borong alat tulis, buku, majalah dan surat khabar <i>Wholesale of stationery, books, magazines and newspaper</i> |
| | | 46499 | Jualan borong lain-lain barangan isi rumah t.t.t.l <i>Wholesale of other household goods n.e.c</i> |
| | 465 | | Jualan borong jentera, peralatan dan bekalan <i>Wholesale of machinery, equipment and supplies</i> |
| | | 46510 | Jualan borong perkakasan komputer, perisian dan peranti <i>Wholesale of computer hardware, software and peripherals</i> |
| | | 46521 | Jualan borong kelengkapan telefon dan telekomunikasi, telefon selular, alat kelui <i>Wholesale of telephone and telecommunications equipment, cell phones, pagers</i> |
| | | 46522 | Jualan borong komponen elektronik dan aksesori pendawaian <i>Wholesale of electronic components and wiring accessories</i> |
| | | 46531 | Jualan borong jentera, kelengkapan dan bekalan pertanian <i>Wholesale of agricultural machinery, equipment and supplies</i> |
| | | 46532 | Jualan borong jentera pemotong rumput sebarang cara operasi <i>Wholesale of lawn movers however operated</i> |
| | | 46591 | Jualan borong mesin pejabat dan kelengkapan perniagaan, kecuali komputer dan kelengkapan peranti komputer (peripheral) <i>Wholesale of office machinery and business equipment, except computers and computer peripheral equipment</i> |
| | | 46592 | Jualan borong perabot pejabat <i>Wholesale of office furniture</i> |
| | | 46593 | Jualan borong peralatan mesin berkawalan komputer <i>Wholesale of computer-controlled machines tools</i> |
| | | 46594 | Jualan borong jentera, kelengkapan dan bekalan perindustrian <i>Wholesale of industrial machinery, equipment and supplies</i> |

| Perdagangan Borong <i>Wholesale Trade</i> | | | |
|---|---------------------------------|-------------------------------|--|
| BAHAGIAN <i>DIVISION</i> | KUMPULAN <i>GROUP</i> | PERKARA <i>ITEM</i> | KETERANGAN <i>DESCRIPTION</i> |
| | | 46595 | Jualan borong jentera dan kelengkapan pembinaan dan kejuruteraan awam <i>Wholesale of construction and civil engineering machinery and equipment</i> |
| | | 46596 | Jualan borong lif, eskalator, penghawa dingin, kelengkapan keselamatan dan pemadam api <i>Wholesale of lift escalators, air-conditioning, security and fire fighting equipment</i> |
| | | 46599 | Jualan borong lain-lain jentera untuk kegunaan industri, perdagangan dan pengemudian dan lain-lain perkhidmatan t.t.t.l <i>Wholesale of other machinery for use in industry, trade and navigation and other services n.e.c</i> |
| | 466 | | Lain-lain pengkhususan jualan borong <i>Other specialised wholesale</i> |
| | | 46611 | Jualan borong petrol, diesel, pelincir <i>Wholesale of petrol, diesel, lubricants</i> |
| | | 46612 | Jualan borong gas petroleum cecair <i>Wholesale of liquefied petroleum gas</i> |
| | | 46619 | Jualan borong bahan api pepejal, cecair dan gas dan produk berkaitan t.t.t.l <i>Wholesale of other solid, liquid and gaseous fuels and related products n.e.c</i> |
| | | 46621 | Jualan borong bijih besi dan bukan besi dan logam <i>Wholesale of ferrous and non-ferrous metal ores and metals</i> |
| | | 46622 | Jualan borong bijih besi dan bukan besi dan logam separuh siap dan produk t.t.t.l <i>Wholesale of ferrous and non-ferrous semi-finished metal ores and products n.e.c</i> |
| | | 46631 | Jualan borong kayu balak, kayu bergergaji, papan lapis, venier dan produk berkaitan <i>Wholesale of logs, sawn timber, plywood, veneer and related products</i> |
| | | 46632 | Jualan borong cat dan varnish <i>Wholesale of paints and varnish</i> |
| | | 46633 | Jualan borong bahan pembinaan <i>Wholesale of construction materials</i> |
| | | 46634 | Jualan borong kelengkapan dan lekapan <i>Wholesale of fittings and fixtures</i> |
| | | 46635 | Jualan borong pemanas air <i>Wholesale of hot water heaters</i> |
| | | 46636 | Jualan borong pemasangan dan peralatan kebersihan <i>Wholesale of sanitary installation and equipment</i> |
| | | 46637 | Jualan borong alatan <i>Wholesale of tools</i> |
| | | 46639 | Jualan borong dan bekalan lain-lain bahan binaan, hardwer, peralatan paip dan alat pemanas t.t.t.l <i>Wholesale of other construction materials, hardware, plumbing and heating equipment and supplies n.e.c</i> |
| | | 46691 | Jualan borong bahan kimia industri <i>Wholesale of industrial chemicals</i> |

| Perdagangan Borong | | | |
|---------------------------|-----------------|----------------|--|
| <i>Wholesale Trade</i> | | | |
| BAHAGIAN | KUMPULAN | PERKARA | KETERANGAN |
| <i>DIVISION</i> | <i>GROUP</i> | <i>ITEM</i> | <i>DESCRIPTION</i> |
| | | 46692 | Jualan borong baja dan produk agrokimia <i>Wholesale of fertilizers and agrochemical products</i> |
| | | 46693 | Jualan borong bahan plastik dalam bentuk asal <i>Wholesale of plastic materials in primary forms</i> |
| | | 46694 | Jualan borong sekerap getah <i>Wholesale of rubber scrap</i> |
| | | 46695 | Jualan borong gentian tekstil <i>Wholesale of textile fibres</i> |
| | | 46696 | Jual borong kertas secara pukal, bahan pembungkusan <i>Wholesale of paper in bulk, packaging materials</i> |
| | | 46697 | Jual borong batu permata berharga <i>Wholesale of precious stones</i> |
| | | 46698 | Jual borong bahan buangan dan sekerap dan bahan lain sama ada logam dan bukan logam untuk kitar semula <i>Wholesale of metal and non-metal waste and scrap and materials for recycling</i> |
| | | 46699 | Meleraikan bahagian kenderaan, komputer, televisyen dan peralatan lain untuk mendapatkan bahagian yang boleh digunakan dan jual semula <i>Dismantling of automobiles, computer, televisions and other equipment to obtain and re-sell usable parts</i> |
| | 469 | | Perdagangan borong tanpa pengkhususan <i>Non-specialised wholesale trade</i> |
| | | 46901 | Jualan borong ikan akuarium, burung dan haiwan peliharaan <i>Wholesale of aquarium fishes, pet birds and animals</i> |
| | | 46902 | Jualan borong makanan haiwan/haiwan peliharaan <i>Wholesale of animal/pet food</i> |
| | | 46909 | Jualan borong pelbagai jenis barang tanpa pengkhususan tertentu t.t.t.l <i>Wholesale of variety of goods without any particular specialisation n.e.c</i> |

| Perdagangan Runcit <i>Retail Trade</i> | | | |
|--|---------------------------------|-------------------------------|---|
| BAHAGIAN <i>DIVISION</i> | KUMPULAN <i>GROUP</i> | PERKARA <i>ITEM</i> | KETERANGAN <i>DESCRIPTION</i> |
| 47 | 471 | | Jualan runcit di kedai bukan pengkhususan <i>Retail sale in non-specialised stores</i> |
| | | 47111 | Kedai runcit <i>Provision stores</i> |
| | | 47112 | Pasar raya <i>Supermarket</i> |
| | | 47113 | Pasar mini <i>Mini market</i> |
| | | 47114 | Kedai 'convenience' <i>Convenience stores</i> |
| | | 47191 | Gedung serbaneka <i>Department stores</i> |
| | | 47192 | Gedung serbaneka dan pasar raya <i>Department stores and supermarket</i> |
| | | 47193 | Pasar raya besar (Hypermarket) <i>Hypermarket</i> |
| | | 47194 | Agen surat khabar dan kedai pelbagai barangan <i>News agent and miscellaneous goods store</i> |
| | | 47199 | Jualan runcit lain di kedai tanpa pengkhususan t.t.t.l <i>Other retail sale in non-specialised stores n.e.c</i> |
| | 472 | | Jualan runcit makanan, minuman dan tembakau di kedai pengkhususan <i>Retail sale of food, beverages and tobacco in specialised stores</i> |
| | | 47211 | Jualan runcit beras, tepung, bijirin lain dan gula <i>Retail sale of rice, flour, other grains and sugars</i> |
| | | 47212 | Jualan runcit sayur-sayuran dan buah-buahan segar atau diawet <i>Retail sale of fresh or preserved vegetables and fruits</i> |
| | | 47213 | Jualan runcit produk tenusu dan telur <i>Retail sale of dairy products and eggs</i> |
| | | 47214 | Jualan runcit daging dan produk daging (unggas) <i>Retail sale of meat and meat products (including poultry)</i> |
| | | 47215 | Jualan runcit ikan dan makanan laut lain dan lain-lain produk yang berkaitan <i>Retail sale of fish, other seafood and products thereof</i> |
| | | 47216 | Jualan runcit produk bakeri dan konfeksi <i>Retail sale of bakery products and sugar confectionery</i> |
| | | 47217 | Jualan runcit mi, kueh teow, mihun, kulit wantan dan produk makanan lain yang dihasilkan daripada tepung atau soya <i>Retail sale of mee, kuey teow, mee hoon, wantan skins and other food products made from flour or soya</i> |

| Perdagangan Runcit | | | |
|------------------------------------|---------------------------------|-------------------------------|--|
| <i>Retail Trade</i> | | | |
| BAHAGIAN <i>DIVISION</i> | KUMPULAN <i>GROUP</i> | PERKARA <i>ITEM</i> | KETERANGAN <i>DESCRIPTION</i> |
| | | 47219 | Jualan runcit produk makanan lain t.t.t.l <i>Retail sale of other food products n.e.c</i> |
| | | 47221 | Jualan runcit bir, wain dan spirit <i>Retail sale of beer, wine and spirits</i> |
| | | 47222 | Jualan runcit teh, kopi, minuman ringan, air mineral dan minuman lain <i>Retail sale of tea, coffee, soft drinks, mineral water and other beverages</i> |
| | | 47230 | Jualan runcit produk tembakau di kedai khusus <i>Retail sale of tobacco products in specialised store</i> |
| | 473 | | Jualan runcit di kedai khusus yang menjual bahan api kenderaan <i>Retail sale of automotive fuel in specialised stores</i> |
| | | 47300 | Jualan runcit bahan api kenderaan di kedai khusus <i>Retail sale of automotive fuel in specialised store</i> |
| | 474 | | Jualan runcit di kedai khusus yang menjual peralatan komunikasi dan maklumat <i>Retail sale of information and communication equipment in specialised stores</i> |
| | | 47411 | Jualan runcit komputer, peralatan dan kelengkapan komputer <i>Retail sale of computers, computer equipment and supplies</i> |
| | | 47412 | Jualan runcit konsol permainan video dan perisian bukan ditempah khas <i>Retail sale of video game consoles and non-customised software</i> |
| | | 47413 | Jualan runcit di peralatan telekomunikasi <i>Retail sale of telecommunication equipment</i> |
| | | 47420 | Jualan runcit peralatan audio dan video di kedai pengkhususan <i>Retail sale of audio and video equipment in specialised store</i> |
| | 475 | | Jualan runcit di kedai khusus yang menjual peralatan lain isi rumah <i>Retail sale of other household equipment in specialised stores</i> |
| | | 47510 | Jualan runcit di kedai khusus yang menjual tekstil <i>Retail sale of textiles in specialised stores</i> |
| | | 47520 | Jualan runcit bahan binaan, perkakasan, cat dan kaca <i>Retail sale of construction materials, hardware, paints and glass</i> |
| | | 47531 | Jualan runcit karpet dan hamparan <i>Retail sale of carpets and rugs</i> |
| | | 47532 | Jualan runcit langsir dan net <i>Retail sale of curtain and net curtain</i> |
| | | 47533 | Jualan runcit kertas dinding dan alas lantai <i>Retail sale of wallpaper and floor coverings</i> |
| | | 47591 | Jualan runcit perabot isi rumah <i>Retail sale of household furniture</i> |

| Perdagangan Runcit <i>Retail Trade</i> | | | |
|--|---------------------------------|-------------------------------|---|
| BAHAGIAN <i>DIVISION</i> | KUMPULAN <i>GROUP</i> | PERKARA <i>ITEM</i> | KETERANGAN <i>DESCRIPTION</i> |
| | | 47592 | Jualan runcit peralatan lampu <i>Retail sale of articles for lighting</i> |
| | | 47593 | Jualan runcit perkakasan isi rumah, perkakas dapur dan kutleri, pinggan mangkuk, barangan kaca dan barangan tembikar <i>Retail sale of household utensils and cutlery, crockery, glassware, chinaware and pottery</i> |
| | | 47594 | Jualan runcit kayu, barangan gabus dan barangan anyaman rotan <i>Retail sale of wood, cork goods and wickerwork goods</i> |
| | | 47595 | Jualan runcit perkakas isi rumah <i>Retail sale of household appliances</i> |
| | | 47596 | Jualan runcit peralatan muzik dan skor <i>Retail sale of musical instruments and scores</i> |
| | | 47597 | Jualan runcit sistem keselamatan <i>Retail sale of security systems</i> |
| | | 47598 | Jualan runcit barangan dan peralatan isi rumah t.t.t.l <i>Retail sale of household articles and equipment n.e.c</i> |
| | 476 | | Jualan runcit di kedai khusus yang menjual barangan kesenian dan rekreasi <i>Retail sale of cultural and recreation goods in specialised stores</i> |
| | | 47611 | Jualan runcit bekalan dan peralatan pejabat <i>Retail sale of office supplies and equipment</i> |
| | | 47612 | Jualan runcit buku, surat khabar dan alat tulis <i>Retail sale of books, newspapers and stationery</i> |
| | | 47620 | Jualan runcit rekod muzik, pita audio, cakera padat, kaset, pita video, VCD dan DVD, pita dan cakera kosong <i>Retail sale of musical records, audio tapes, compact discs, cassettes, video tapes, VCDs and DVDs, blank tapes and discs</i> |
| | | 47631 | Jualan runcit barangan dan peralatan sukan <i>Retail sale of sports goods and equipments</i> |
| | | 47632 | Jualan runcit peralatan memancing <i>Retail sale of fishing equipment</i> |
| | | 47633 | Jualan runcit barangan perkhemahan <i>Retail sale of camping goods</i> |
| | | 47634 | Jualan runcit bot dan peralatannya <i>Retail sale of boats and equipments</i> |

| Perdagangan Runcit <i>Retail Trade</i> | | | |
|--|---------------------------------|-------------------------------|---|
| BAHAGIAN <i>DIVISION</i> | KUMPULAN <i>GROUP</i> | PERKARA <i>ITEM</i> | KETERANGAN <i>DESCRIPTION</i> |
| | | 47635 | Jualan runcit basikal dan komponen (termasuk alat ganti) dan aksesori yang berkaitan <i>Retail sale of bicycles and related parts and accessories</i> |
| | | 47640 | Jualan runcit permainan dan barang mainan, diperbuat dari pelbagai bahan <i>Retail sale of games and toys, made of all materials</i> |
| | 477 | | Jualan runcit di kedai khusus yang menjual barangan lain <i>Retail sale of other goods in specialised stores</i> |
| | | 47711 | Jualan runcit pakaian, artikel bagi bulu binatang dan aksesori pakaian <i>Retail sale of articles of clothing, articles of fur and clothing accessories</i> |
| | | 47712 | Jualan runcit kasut <i>Retail sale of footwear</i> |
| | | 47713 | Jualan runcit barangan kulit, aksesori kulit serta gantian kulit <i>Retail sale of leather goods, accessories of leather and leather substitutes</i> |
| | | 47721 | Jualan runcit di kedai khusus yang menjual barang farmaseutikal, perubatan dan ortopedik <i>Stores specialised in retail sale of pharmaceuticals, medical and orthopaedic goods</i> |
| | | 47722 | Jualan runcit di kedai khusus yang menjual pewangi, kosmetik dan kelengkapan dandanan diri <i>Stores specialised in retail sale of perfumery, cosmetic and toilet articles</i> |
| | | 47731 | Jualan runcit peralatan fotografi dan kepersisan <i>Retail sale of photographic and precision equipment</i> |
| | | 47732 | Jualan runcit jam tangan dan jam dinding <i>Retail sale of watches and clocks</i> |
| | | 47733 | Jualan runcit barang kemas <i>Retail sale of jewellery</i> |
| | | 47734 | Jualan runcit bunga, tumbuhan, biji benih dan baja <i>Retail sale of flowers, plants, seeds, fertilizers</i> |
| | | 47735 | Jualan runcit cenderahati, kraftangan dan barang keagamaan <i>Retail sale of souvenir, craftwork and religious articles</i> |
| | | 47736 | Jualan runcit minyak tanah, gas memasak, batu arang dan kayu api <i>Retail sale of household fuel oil, cooking gas, coal and fuel wood</i> |
| | | 47737 | Jualan runcit cermin mata dan barang optik lain <i>Retail sale of spectacles and other optical goods</i> |
| | | 47738 | Jualan runcit ikan akuarium, haiwan peliharaan dan makanannya <i>Retail sale of aquarium fishes, pet animals and pet food</i> |

| Perdagangan Runcit <i>Retail Trade</i> | | | |
|--|---------------------------------|-------------------------------|--|
| BAHAGIAN <i>DIVISION</i> | KUMPULAN <i>GROUP</i> | PERKARA <i>ITEM</i> | KETERANGAN <i>DESCRIPTION</i> |
| | | 47739 | Jualan runcit di kedai khusus yang menjual barang baru lain t.t.t.l <i>Other retail sale of new goods in specialised stores n.e.c</i> |
| | | 47741 | Jualan runcit buku terpakai <i>Retail sale of second-hand books</i> |
| | | 47742 | Jualan runcit barang elektrik dan elektronik terpakai <i>Retail sale of second-hand electrical and electronic goods</i> |
| | | 47743 | Jualan runcit barang antik <i>Retail sale of antiques</i> |
| | | 47744 | Aktiviti pusat lelongan (runcit) <i>Activities of auctioning houses (retail)</i> |
| | | 47749 | Jualan runcit barangan terpakai t.t.t.l <i>Retail sale of second-hand goods n.e.c</i> |
| | 478 | | Jualan runcit di gerai dan pasar <i>Retail sale via stalls and markets</i> |
| | | 47810 | Jualan runcit makanan, minuman dan produk tembakau di gerai atau pasar <i>Retail sale of food, beverages and tobacco products via stalls or markets</i> |
| | | 47820 | Jualan runcit tekstil, baju dan kasut di gerai atau pasar <i>Retail sale of textiles, clothing and footwear via stalls or markets</i> |
| | | 47891 | Jualan runcit permaidani dan di gerai dan pasar <i>Retail sale of carpets and rugs via stalls or markets</i> |
| | | 47892 | Jualan runcit buku di gerai atau pasar <i>Retail sale of books via stalls or markets</i> |
| | | 47893 | Jualan runcit alat permainan dan barang mainan di gerai atau pasar <i>Retail sale of games and toys via stalls or markets</i> |
| | | 47894 | Jualan runcit peralatan isi rumah dan barang elektronik di gerai atau pasar <i>Retail sale of household appliances and consumer electronics via stall or markets</i> |
| | | 47895 | Jualan runcit rekod muzik dan video di gerai atau pasar <i>Retail sale of music and video recordings via stall or markets</i> |

| Perdagangan Runcit <i>Retail Trade</i> | | | |
|--|---------------------------------|-------------------------------|--|
| BAHAGIAN <i>DIVISION</i> | KUMPULAN <i>GROUP</i> | PERKARA <i>ITEM</i> | KETERANGAN <i>DESCRIPTION</i> |
| | 479 | | Jualan runcit bukan di kedai, gerai atau pasar <i>Retail trade not in stores, stalls or markets</i> |
| | | 47911 | Jualan runcit sebarang jenis produk melalui pesanan mel <i>Retail sale of any kind of products by mail order</i> |
| | | 47912 | Jualan runcit sebarang jenis produk melalui internet <i>Retail sale of any kind of product over the Internet</i> |
| | | 47913 | Jualan langsung melalui televisyen, radio dan telefon <i>Direct sale via television, radio and telephone</i> |
| | | 47914 | Jualan runcit lelongan melalui internet <i>Internet retail auctions</i> |
| | | 47991 | Jualan runcit sebarang jenis produk melalui jualan langsung atau penjualan dari pintu ke pintu <i>Retail sale of any kind of product by direct sales or door-to-door sales persons</i> |
| | | 47992 | Jualan runcit sebarang jenis produk melalui mesin layan diri (vending machine) <i>Retail sale of any kind of product through vending machines</i> |
| | | 47999 | Jualan runcit lain bukan di kedai, gerai atau pasar t.t.t.l <i>Other retail sale not in stores, stalls or markets n.e.c</i> |

| Kendaraan Bermotor <i>Motor Vehicles</i> | | | |
|--|---------------------------------|-------------------------------|--|
| BAHAGIAN <i>DIVISION</i> | KUMPULAN <i>GROUP</i> | PERKARA <i>ITEM</i> | KETERANGAN <i>DESCRIPTION</i> |
| 45 | 451 | | Jualan kenderaan bermotor <i>Sale of motor vehicles</i> |
| | | 45101 | Jualan borong dan runcit kenderaan bermotor baru <i>Wholesale and retail of new motor vehicles</i> |
| | | 45102 | Jualan borong dan runcit kenderaan bermotor terpakai <i>Wholesale and retail of used motor vehicles</i> |
| | | 45103 | Jualan kenderaan industri, komersial dan pertanian - baru <i>Sale of industrial, commercial and agriculture vehicles - new</i> |
| | | 45104 | Jualan kenderaan industri, komersial dan pertanian - terpakai <i>Sale of industrial, commercial and agriculture vehicles - used</i> |
| | | 45105 | Jualan oleh agen komisen <i>Sale of commission agents</i> |
| | | 45106 | Lelongan kereta <i>Car auctions</i> |
| | | 45109 | Jualan lain-lain kenderaan bermotor t.t.t.l <i>Sale of other motor vehicles n.e.c</i> |
| | 452 | | Penyelenggaraan dan pembaikan kenderaan bermotor <i>Maintenance and repair of motor vehicles</i> |
| | | 45201 | Penyelenggaraan dan pembaikan kenderaan bermotor <i>Maintenance and repair of motor vehicles</i> |
| | | 45202 | Menyembur dan mengecat <i>Spraying and painting</i> |
| | | 45203 | Mencuci dan mengilap (cuci kereta) <i>Washing and polishing (car wash)</i> |
| | | 45204 | Pembaikan tempat duduk kenderaan bermotor <i>Repair or motor vehicle seats</i> |
| | | 45205 | Pemasangan komponen (termasuk alat ganti) dan aksesori bukan sebahagian daripada proses pembuatan <i>Installation of parts and accessories not as part of the manufacturing process</i> |
| | 453 | | Jualan komponen (termasuk alat ganti) dan aksesori kenderaan bermotor <i>Sale of motor vehicle parts and accessories</i> |
| | | 45300 | Jualan borong dan runcit semua jenis komponen, alat ganti, bekalan, peralatan dan aksesori kenderaan bermotor <i>Wholesale and retail sale of all kinds of parts, components, supplies, tools and accessories for motor vehicles</i> |

| Kenderaan Bermotor <i>Motor Vehicles</i> | | | |
|--|---------------------------------|-------------------------------|--|
| BAHAGIAN <i>DIVISION</i> | KUMPULAN <i>GROUP</i> | PERKARA <i>ITEM</i> | KETERANGAN <i>DESCRIPTION</i> |
| | 454 | | Jualan, penyelenggaraan dan pembaikan motosikal dan komponen (termasuk alat ganti) dan aksesori berkaitan <i>Sale, maintenance and repair of motorcycles and related parts and accessories</i> |
| | | 45401 | Jualan borong dan runcit motosikal <i>Wholesale and retail sale of motorcycles</i> |
| | | 45402 | Jualan borong dan runcit komponen (termasuk alat ganti) dan aksesori motosikal <i>Wholesale and retail sale of parts and accessories for motorcycles</i> |
| | | 45403 | Pembaikan dan penyelenggaraan motosikal <i>Repair and maintenance of motorcycles</i> |

Muka surat ini sengaja dibiarkan kosong.
This page is deliberately left blank.

GLOSARI
GLOSSARY

Muka surat ini sengaja dibiarkan kosong.
This page is deliberately left blank.

GLOSARI / GLOSSARY

Jualan Borong Berdasarkan Yuran atau Kontrak

Termasuk agen komisyen, broker komoditi dan semua pemborong lain yang berdagang bagi pihak dan dengan akaun orang lain, mereka yang menemukan penjual dan pembeli atau menjalankan transaksi komersil bagi pihak majikan. Termasuk juga aktiviti jual borong pusat lelongan.

Lain-lain Pengkhususan Jual Borong

Kumpulan ini termasuk aktiviti jual borong pengkhususan lain yang tidak terkelas dalam kumpulan lain. Ini juga termasuk jual borong produk perantara, kecuali pertanian, biasanya bukan untuk kegunaan isi rumah.

Jual Borong Tanpa Pengkhususan

Kumpulan ini termasuk jual borong pelbagai barangan tanpa sebarang pengkhususan tertentu.

Jualan Runcit di Stor Tanpa Pengkhususan

Kumpulan ini termasuk jualan runcit pelbagai keluaran produk dalam unit yang sama, seperti kedai runcit, pasar raya, pasar mini, kedai *convenience*, gedung serbaneka dan pasar raya besar.

Indeks Volum Nilai Jualan

Indeks volum bagi nilai jualan mengukur jualan dalam satu tempoh masa dalam bentuk volum (kuantiti yang dijual). Bagi mendapatkan volum nilai jualan, indeks nilai bagi jualan dibahagikan dengan Indeks Harga Pengguna dan Indeks Harga Pengeluar (yang mana berkenaan) untuk menyingkirkan pengaruh harga kepada nilai jualan.

Kadar Pertumbuhan Tahun-ke-Tahun (YoY)

Kadar pertumbuhan tahun-ke-tahun membandingkan satu tempoh (kebiasaannya satu bulan atau suku tahun) dengan tempoh sama tahun sebelumnya dengan mengukur peratus perubahan.

Wholesale on a fee or contract basis

Includes activities of commission agents, commodity brokers and all other wholesalers who trade on behalf and on the account of others, activities or those involved in bringing sellers and buyers together or undertaking commercial transactions on behalf of a principal. Also included are activities of wholesale auctioneering houses.

Other Specialised Wholesale

This group includes other specialized wholesale activities not classified in the other groups. This also includes wholesale of intermediate products, except agriculture, typically not for household use.

Non-Specialized Wholesale

This group includes the wholesale of a variety of goods without any particular specialization.

Retail Sales in Non-Specialised stores

This group includes the retail sale of a variety of product lines in the same unit, such as provision stores, supermarkets, mini markets, convenience stores, department stores and hypermarkets.

Volume Index of Sales

The volume of sales index measures the sales over time in volume terms (quantity sold). In order to determine the volume of sales index, the value of sales index is divided by the Consumer Price Index and Producer Price Index (where applicable) to allow removing price effects on turnover.

Year-on-Year Growth Rate (YoY)

Year-on-year growth rate compares a period (typically a month or quarter) with the same period from the previous year, measuring the percentage change.

Kadar Pertumbuhan Bulan-ke-Bulan (MoM)

Kadar pertumbuhan bulan-ke-bulan membandingkan satu bulan dengan bulan sebelumnya dengan mengukur peratus perubahan.

Pelarasan Musim

Pelarasan musim adalah satu proses untuk mengenalpasti dan menyingkirkan pola musim yang biasa berlaku dalam tempoh tertentu, yang mungkin juga merangkumi pengaruh dari kesan cuti yang bergerak dan hari bekerja/berdagang.

Month-on-Month Growth Rate (MoM)

Month-on-month growth rate compares one month with the previous month, measuring the percentage change.

Seasonal Adjustment

Seasonal adjustment is a process to identify and to remove seasonal pattern within a period, which may also include the influences of moving holidays and working/ trading days effect in each period.

PENERBITAN INI BOLEH JUGA DIPEROLEH DI JABATAN PERANGKAAAN NEGERI SEPERTI BERIKUT:
THIS PUBLICATION IS ALSO AVAILABLE AT THE FOLLOWING STATES DEPARTMENT OF STATISTICS:

Pengarah,
Jabatan Perangkaan Malaysia Negeri Johor,
Tingkat 14, Menara Tabung Haji,
Jalan Air Molek,
80000 Johor Bahru, Johor.
Tel : 07 - 225 3700
Faks : 07 - 224 9972
E-mel : jjjohor@stats.gov.my

Pengarah,
Jabatan Perangkaan Malaysia Negeri Perak,
Tingkat 3, Blok A, Bangunan Persekutuan Ipoh,
Jalan Dato' Seri Ahmad Said (Greentown)
30450 Ipoh, Perak
Tel : 05 - 255 4963
Faks : 05 - 255 1073
E-mel : jjperak@stats.gov.my

Pengarah,
Jabatan Perangkaan Malaysia Negeri Kedah,
Aras 1, Zon C, Wisma Persekutuan,
Pusat Pentadbiran Kerajaan Persekutuan,
Bandar Muadzam Shah,
06550 Anak Bukit, Alor Setar, Kedah
Tel : 04 - 700 1240
Faks : 04 - 733 8412
E-mel : jjpkedah@stats.gov.my

Pengarah,
Jabatan Perangkaan Malaysia Negeri Perlis,
Tingkat 1, Bangunan Perodua Kangar,
No. 2, Persiaran Jubli Perak,
01000 Kangar,
Perlis
Tel : 04 - 976 7381
Faks : 04 - 976 8950
E-mel : jjperlis@stats.gov.my

Pengarah,
Jabatan Perangkaan Malaysia Negeri Kelantan,
Tingkat 8, Bangunan Persekutuan,
Jalan Bayam,
15514 Kota Bharu, Kelantan.
Tel : 09 - 7419449
Faks : 09 - 7482142
E-mel : jjkelantan@stats.gov.my

Pengarah,
Jabatan Perangkaan Malaysia Negeri Selangor,
Tingkat 9, Bangunan Darul Ehsan,
Jalan Indah, Seksyen 14,
40000 Shah Alam, Selangor
Tel : 03 - 5515 0200
Faks : 03 - 5518 0408
E-mel : jjselangor@stats.gov.my

Pengarah,
Jabatan Perangkaan Malaysia Negeri Melaka,
Aras 7 & 8, Wisma Persekutuan,
Jalan MITC, Hang Tuah Jaya,
75450 Ayer Keroh, Melaka.
Tel : 06 - 252 2725
Faks : 06 - 252 2711
E-mel : jjmelaka@stats.gov.my

Pengarah,
Jabatan Perangkaan Malaysia Negeri Terengganu,
Tingkat 9, Wisma Persekutuan,
Jalan Sultan Ismail,
20200 Kuala Terengganu, Terengganu.
Tel : 09 - 622 3062
Faks : 09 - 622 9659
E-mel : jjpterengganu@stats.gov.my

Pengarah,
Jabatan Perangkaan Malaysia Negeri Sembilan,
Tingkat 12, Wisma Persekutuan,
Jalan Dato' Abdul Kadir,
70000 Seremban, Negeri Sembilan.
Tel : 06 - 765 5000
Faks : 06 - 765 5002
E-mel : jjnsembilan@stats.gov.my

Pengarah,
Jabatan Perangkaan Malaysia Negeri Sabah,
Tingkat 1-3, Blok C, Kompleks Pentadbiran
Kerajaan Persekutuan Sabah, Jalan UMS,
Beg Berkunci No. 2046, 88999 Kota Kinabalu, Sabah.
Tel : 088 - 484 602
Faks : 088 - 484 659
E-mel : jjpsabah@stats.gov.my

Pengarah,
Jabatan Perangkaan Malaysia Negeri Pahang,
Tingkat 7, Bangunan Persekutuan,
Jalan Gambut,
25000 Kuantan, Pahang.
Tel : 09 - 516 3931/7
Faks : 09 - 514 4636
E-mel : jjpahang@stats.gov.my

Pengarah,
Jabatan Perangkaan Malaysia Negeri Sarawak,
Tingkat 7 & 8, Bangunan Tun Datuk Patinggi
Tuanku Haji Bujang, Jalan Simpang Tiga,
93514 Kuching, Sarawak.
Tel : 082 - 240 287
Faks : 082 - 242 609
E-mel : jjpsarawak@stats.gov.my

Pengarah,
Jabatan Perangkaan Malaysia Negeri Pulau
Pinang,
Tingkat 6, Bangunan Persekutuan,
10400, Jalan Anson, Pulau Pinang.
Tel : 04 - 226 6244
Faks : 04 - 229 9499
E-mel : jjppinang@stats.gov.my

Pengarah,
Jabatan Perangkaan Malaysia
Wilayah Persekutuan,
Tingkat 14 & 15, Wisma FGV, Jalan Raja Laut,
50350 Kuala Lumpur.
Tel : 03 - 2267 2400
Faks : 03 - 2274 5075
E-mel : jjpwpl@stats.gov.my

www.dosm.gov.my



@StatsMalaysia



20 OKT 2016-2030



PSSN



**MALAYSIA
MADANI**