



MINISTRY OF ECONOMY
DEPARTMENT OF STATISTICS MALAYSIA

MEDIA STATEMENT
INDEX OF INDUSTRIAL PRODUCTION MALAYSIA
APRIL 2023

Malaysia's Industrial Production Index contracted by 3.3 per cent in April 2023, weighed down by all sectors

PUTRAJAYA, 9 June 2023 - Malaysia's Industrial Production Index contracted by 3.3 per cent in April 2023, weighed down by all sectors. The Department of Statistics, Malaysia (DOSM) reported today on the release of the **Industrial Production Index (IPI), Malaysia, April 2023**. This publication presents IPI statistics, consisting of three sectors namely Mining, Manufacturing and Electricity.

According to the Department of Statistics Malaysia, the IPI turned downward to negative 3.3 per cent in April 2023 as against positive 3.2 per cent recorded in the preceding month. The decrease in April 2023 was attributed to contraction in all sectors, namely Mining with negative 4.9 per cent (March 2023: 0.8%); Manufacturing with negative 3.0 per cent (March 2023: 4.1%); and Electricity with negative 2.0 per cent (March 2023: 0.4%). In comparison with the preceding month, the IPI declined by 10.8 per cent after registering a growth of 8.4 per cent in March 2023.

The deterioration of the Manufacturing sector by 3.0 per cent in April 2023 was its first contraction since July 2021, mainly influenced by the decline of 3.5 per cent in export-oriented industries (March 2023: 3.6%). In addition, the contraction of export-oriented industries in April 2023 was the first recorded in 34 months, attributable to the decline in the Manufacture of rubber products by 16.5 per cent and the Manufacture of computers, electronics & optical products which posted a negative 1.8 per cent. In the meantime, the domestic-oriented industries recorded a fall of 2.1 per cent particularly attributed to the Manufacture of motor vehicles, trailers & semi-trailers (-15.5%); Manufacture of beverages (-5.5%); and Manufacture of food processing products (-4.9%). A month-on-month comparison, the Manufacturing sector shrank by 11.4 per cent after registering 7.8 per cent in March 2023.

The production in the Mining sector slowed by 4.9 per cent in April 2023, weighed down by a continuous downturn in the Natural Gas index by 7.8 per cent and a marginal drop of 0.9 per cent in the Crude Oil & Condensate index. As compared to March 2023, the Mining index posted a double-digit decline of 10.7 per cent as compared to an increase of 8.5 per cent recorded in March 2023.

Similarly, the Electricity output dropped by 2.0 per cent in April 2023 after recording slight growth of 0.4 per cent in March 2023. In a month-on-month comparison, the Electricity index weakened by 4.8 per cent as against positive growth of 15.1 per cent recorded in the preceding month.

For the first four months of 2023, the IPI moderated to 1.3 per cent as compared to the same period of 2022. During the period, the Manufacturing and Mining indices increased by 1.8 per cent and 0.3 per cent respectively, while the Electricity index went down by 1.2 per cent.

The Department of Statistics Malaysia (DOSM) is conducting the Economic Census in 2023. DOSM greatly appreciates the cooperation of respondents in providing information and ensuring the success of this census. Please visit www.dosm.gov.my for more information.

DOSM has launched OpenDOSM NextGen as a medium that provides a catalogue of data and visualisation to facilitate users in analysing various data. OpenDOSM NextGen is an open source data sharing platform and accessible through <https://open.dosm.gov.my> portal.

Please be informed that the Government of Malaysia has declared National Statistics Day (MyStats Day) on October 20 each year. MyStats Day theme is “Connecting the World with Data We Can Trust”.

DOSM will release Preliminary GDP Estimates commencing the second quarter of 2023. This preliminary estimate is an initiative by DOSM to provide an overview of the economic performance four (4) weeks in advance before the Quarterly GDP is released.

Chart 1: Performance of Industrial Production Index, April 2022 – April 2023

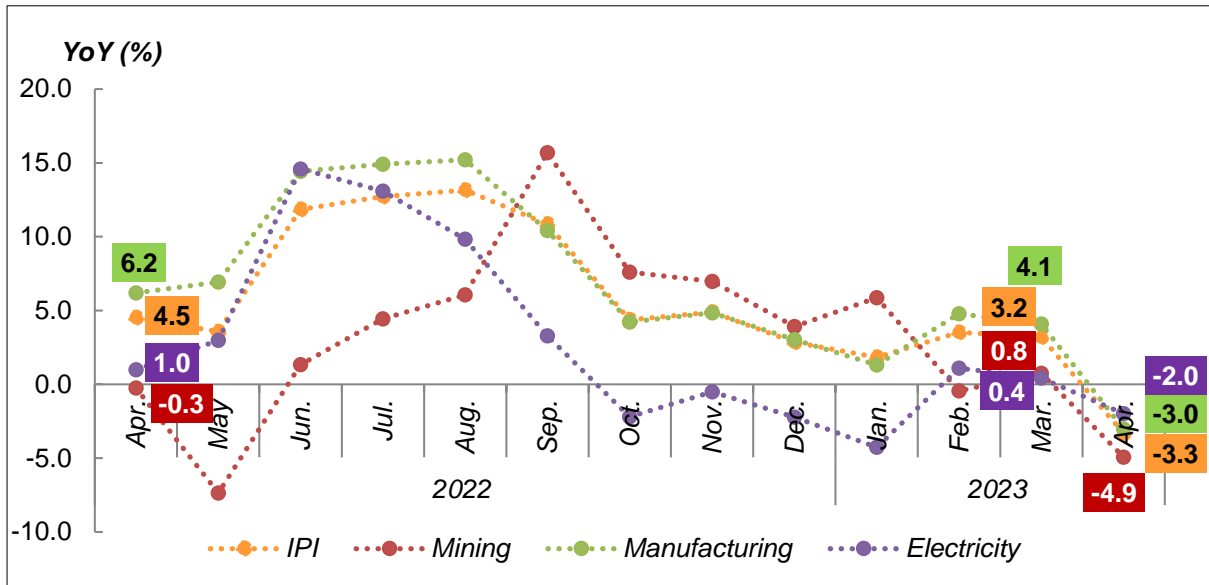


Chart 2: Manufacturing Index Growth by Subsector, March 2023 and April 2023

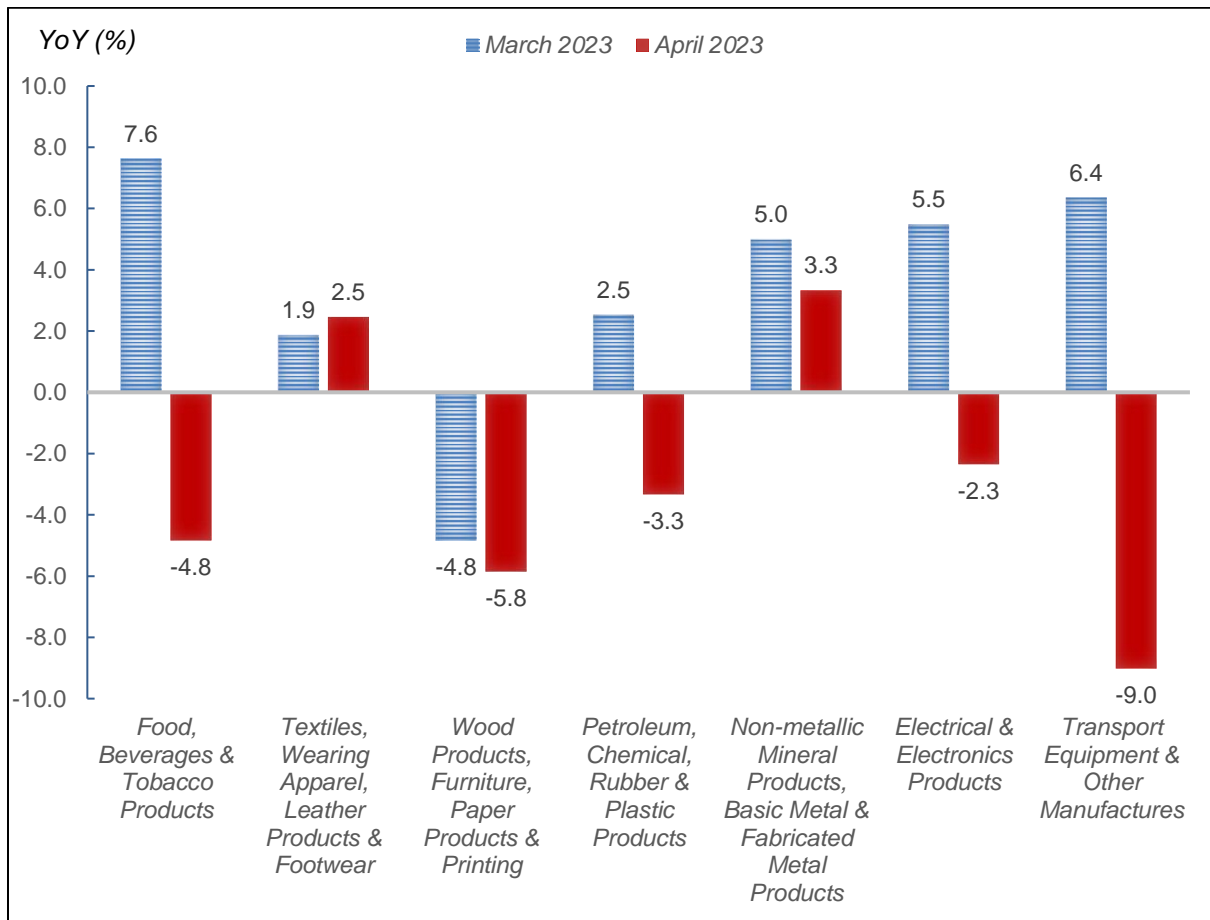


Chart 3: Performance of Manufacturing Index by Export and Domestic Oriented Industries, April 2022 – April 2023

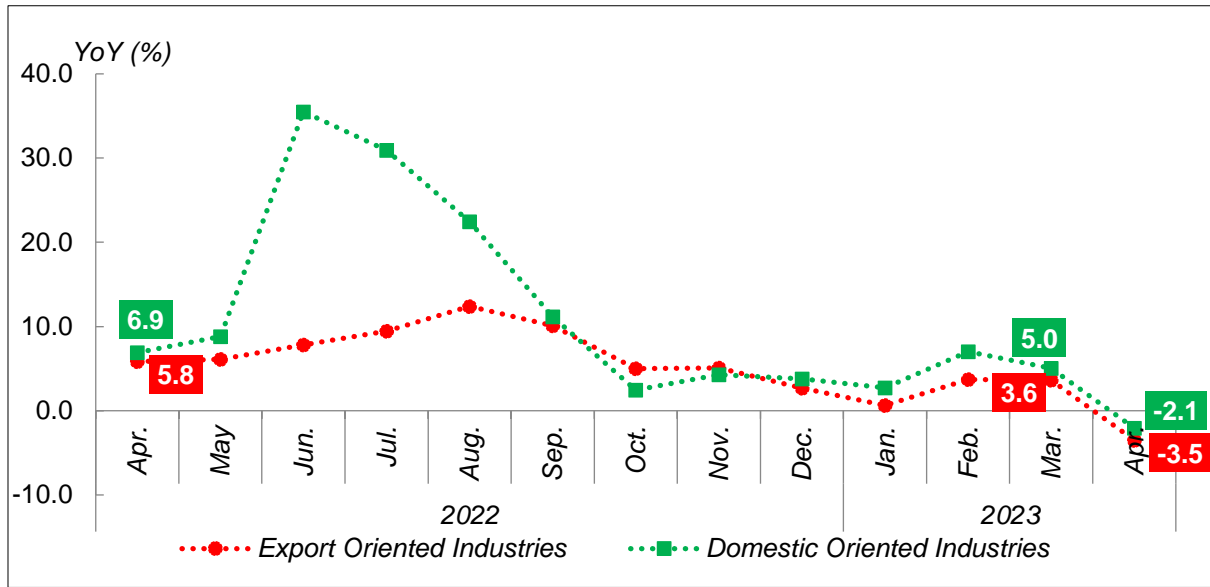
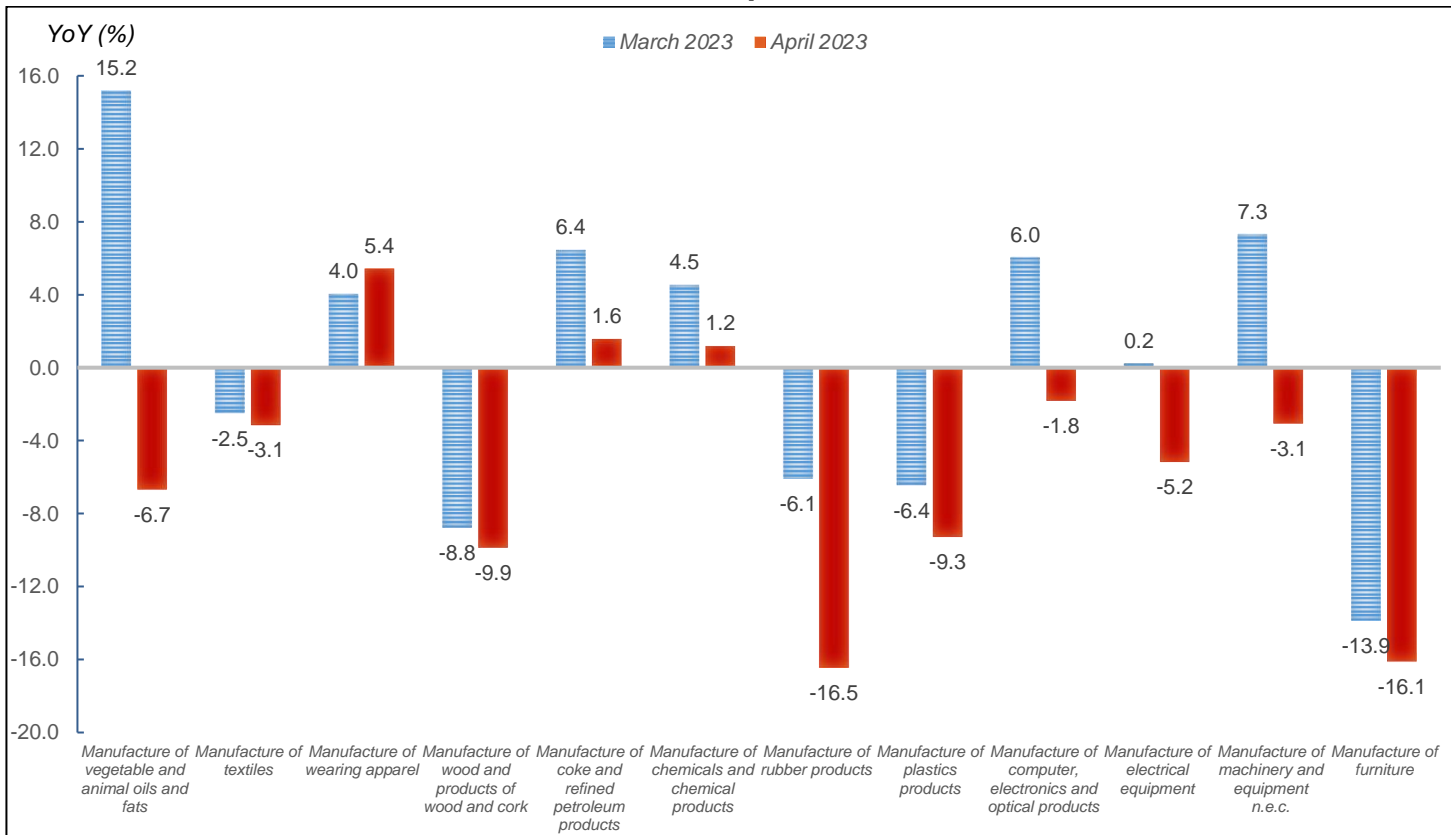
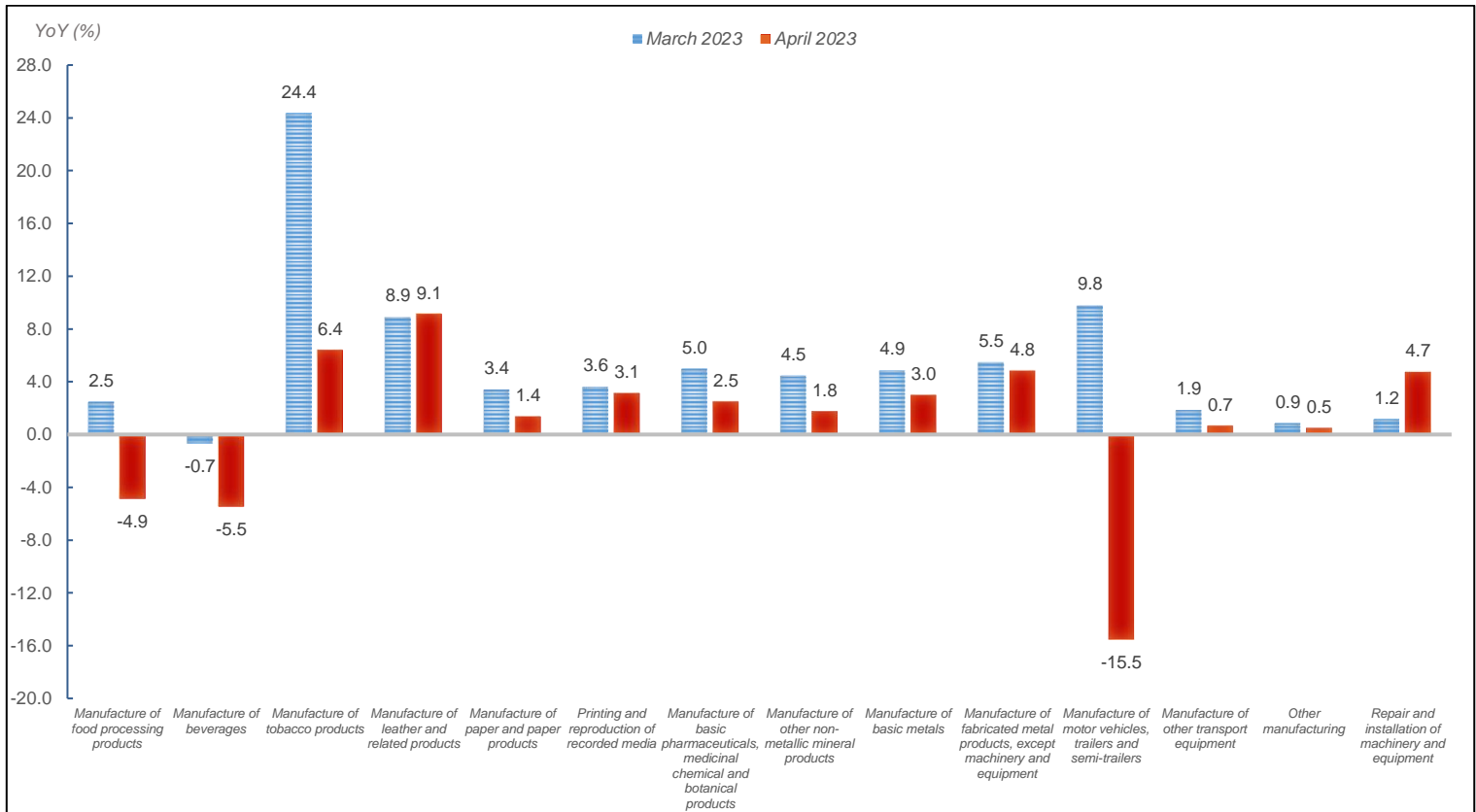


Chart 4: Manufacturing Export-Oriented by Group, March 2023 and April 2023



**Chart 5: Manufacturing Domestic-Oriented by Group,
March 2023 and April 2023**



Released by:

DEPARTMENT OF STATISTICS, MALAYSIA
9 JUNE 2023