



KEMENTERIAN EKONOMI
JABATAN PERANGKAAN MALAYSIA

ISSN 2990-9651



9 772990 965003

2023
SUKU PERTAMA
FIRST QUARTER

**STATISTIK
KAPASITI PENGGUNAAN
INDUSTRI PEMBUATAN**
*MANUFACTURING INDUSTRY
CAPACITY UTILISATION STATISTICS*

JABATAN PERANGKAAN MALAYSIA
DEPARTMENT OF STATISTICS MALAYSIA



KEMENTERIAN EKONOMI
JABATAN PERANGKAAN MALAYSIA

STATISTIK KAPASITI PENGGUNAAN INDUSTRI PEMBUATAN

MANUFACTURING INDUSTRY CAPACITY UTILISATION STATISTICS

SUKU PERTAMA
FIRST QUARTER **2023**

Dikeluarkan pada : **19** Mei **2023**
Released on **May**

PEMAKLUMAN

Jabatan Perangkaan Malaysia (DOSM) sedang menjalankan Banci Ekonomi pada tahun 2023. DOSM amat menghargai kerjasama daripada responden dalam memberikan maklumat kepada DOSM serta menjayakan banci ini. Sila layari www.dosm.gov.my untuk maklumat lanjut.

DOSM telah melancarkan OpenDOSM NextGen sebagai medium yang menyediakan katalog data dan visualisasi bagi memudahkan pengguna menganalisis pelbagai data. OpenDOSM NextGen ialah platform perkongsian data sumber terbuka dan boleh diakses melalui portal <https://open.dosm.gov.my>.

Dimaklumkan bahawa Kerajaan Malaysia telah mengisytiharkan Hari Statistik Negara (*MyStats Day*) pada 20 Oktober setiap tahun. Tema sambutan *MyStats Day* adalah “*Connecting the World with Data We Can Trust*”

ANNOUNCEMENT

The Department of Statistics Malaysia (DOSM) is conducting the Economic Census in 2023. DOSM greatly appreciates the cooperation from respondents in providing information and ensuring the success of this census. Please visit www.dosm.gov.my for more information.

DOSM has launched OpenDOSM NextGen as a medium that provides a catalogue of data and visualization to facilitates users in analysing various data. OpenDOSM NextGen is an open source data sharing platform and accessible through <https://open.dosm.gov.my> portal.

Please be informed that the Government of Malaysia has declared National Statistics Day (MyStats Day) on October 20 each year. MyStats Day theme is “Connecting the World with Data We Can Trust”.

JABATAN PERANGKAAN MALAYSIA
DEPARTMENT OF STATISTICS MALAYSIA

Diterbitkan dan dicetak oleh / Published and printed by:

Jabatan Perangkaan Malaysia

Department of Statistics Malaysia

Blok C6 & C7, Kompleks C,

Pusat Pentadbiran Kerajaan Persekutuan

62514 Putrajaya,

MALAYSIA

Tel.	: 03-8885 7000
Faks	: 03-8888 9248
Portal	: https://www.dosm.gov.my
Facebook/ Twitter/ Instagram/ Youtube	: StatsMalaysia
Emel/ Email	: info@dosm.gov.my (pertanyaan umum / general enquiries) data@dosm.gov.my (pertanyaan & permintaan data / data request & enquiries)
Harga/ Price	: RM20.00

Diterbitkan pada Mei 2023 / *Published in May 2023*

Hakcipta terpelihara/All rights reserved.

Tiada bahagian daripada terbitan ini boleh diterbitkan semula, disimpan untuk pengeluaran atau ditukar dalam apa-apa bentuk atau alat apa jua pun kecuali setelah mendapat kebenaran daripada Jabatan Perangkaan Malaysia. Pengguna yang mengeluarkan sebarang maklumat dari terbitan ini sama ada yang asal atau diolah semula hendaklah meletakkan kenyataan berikut:

“Sumber: Jabatan Perangkaan Malaysia”.

No part of this publication may be reproduced or distributed in any form or by any means or stored in database without the prior written permission from Department of Statistics, Malaysia. Users reproducing content of this publication with or without adaptation should quote the following.

“Source: Department of Statistics Malaysia”.

ISSN 2990-9651



KATA PENGANTAR

Penerbitan Statistik Kapasiti Penggunaan Industri Pembuatan adalah julung kali diterbitkan oleh Jabatan Perangkaan Malaysia (DOSM). Penerbitan ini memaparkan statistik kapasiti penggunaan bagi sektor Pembuatan di Malaysia yang diterbitkan secara suku tahunan mulai Suku Pertama 2023. Statistik ini disusun mulai Januari 2015 sehingga Mac 2023 yang memberikan indikator tambahan kepada pengguna dalam menilai prestasi sektor Pembuatan di Malaysia.

Konsep yang digunakan dalam penerbitan ini adalah berpandukan kepada *International Recommendations for Industrial Statistics 2008, United Nations Statistics Division* manakala definisi Pembuatan adalah konsisten dengan Piawaian Klasifikasi Industri Malaysia (MSIC) 2008 Ver. 1.0. Statistik ini juga boleh digunakan sebagai sumber rujukan oleh kerajaan, ahli ekonomi, ahli akademik, pihak swasta serta individu bagi tujuan perancangan dan penggubalan dasar, analisis ekonomi, unjuran dan membantu dalam perancangan pembangunan perniagaan.

Penerbitan ini mengandungi tiga bahagian. Bahagian pertama memaparkan infografik dan ringkasan penemuan. Bahagian kedua memuatkan jadual terperinci manakala bahagian ketiga menerangkan aspek teknikal seperti skop & liputan dan konsep & definisi yang digunakan bagi memudahkan pengguna memahami statistik yang diterbitkan.

Jabatan Perangkaan Malaysia merakamkan setinggi-tinggi penghargaan atas kerjasama dan sumbangan yang diberikan oleh semua pihak dalam membekalkan data yang diperlukan dan menyumbang kepada kejayaan penerbitan ini. Setiap maklum balas dan cadangan untuk penambahbaikan penerbitan ini pada masa akan datang amatlah dihargai.

DATO' SRI DR. MOHD UZIR MAHIDIN
Ketua Perangkawan Malaysia

Mei 2023



PREFACE

The Manufacturing Industry Capacity Utilisation Statistics is a new publication published by the Department of Statistics Malaysia (DOSM). The publication presents capacity utilisation statistics for the Manufacturing sector in Malaysia which published on quarterly basis since First Quarter 2023. The statistics was compiled from January 2015 until March 2023 which provide additional indicators for the users in assessing the performance of the Manufacturing sector in Malaysia.

The concept used in this compilation is guided by the International Recommendations for Industrial Statistics 2008, United Nations Statistics Division while the definition of Manufacturing is consistent with Malaysia Standard Industrial Classification (MSIC) 2008 Ver. 1.0. These statistics can be used by government agencies, economists, academicians, private sectors and individuals for planning and formulating policies, economic analysis, projections and assisting in business development planning.

This publication is divided into three main parts. The first part displays the infographic and summary of findings. The second part shows the detailed statistical tables meanwhile the third part explains technical aspects such as scope & coverage and concepts & definitions used to assist users to understand the published statistics.

Department of Statistics Malaysia (DOSM) gratefully acknowledges the co-operation and contribution of all parties who have provided the required data and contributed to the success of this publication. Every feedback and suggestion towards improving future publications is highly appreciated.

DATO' SRI DR. MOHD UZIR MAHIDIN
Chief Statistician Malaysia

May 2023



KANDUNGAN CONTENTS

Muka Surat Pages

Kata Pengantar <i>Preface</i>	i - ii
Kandungan <i>Contents</i>	iii - iv
Ringkasan Penemuan <i>Summary of Findings</i>	1 - 16
Jadual Statistik <i>Statistical Tables</i>	17 - 107

1 Kapasiti Penggunaan Industri Pembuatan mengikut Subsektor *Manufacturing Industry Capacity Utilisation by Sub-sector*

1a	Tahunan <i>Yearly</i>	19
1b	Suku Tahunan <i>Quarterly</i>	20 - 22
1c	Bulanan <i>Monthly</i>	23 - 31

2 Kapasiti Penggunaan Industri Pembuatan mengikut Kumpulan *Manufacturing Industry Capacity Utilisation by Group*

2a	Tahunan <i>Yearly</i>	32 - 34
2b	Suku Tahunan <i>Quarterly</i>	35 - 43
2c	Bulanan <i>Monthly</i>	44 - 67

KANDUNGAN CONTENTS

	Muka Surat <i>Pages</i>
3 Kapasiti Penggunaan Industri Pembuatan mengikut Industri Berorientasikan Eksport dan Industri Berorientasikan Domestik <i>Manufacturing Industry Capacity Utilisation by Export-Oriented Industries and Domestic-Oriented Industries</i>	
3a Tahunan <i>Yearly</i>	68
3b Suku Tahunan <i>Quarterly</i>	69 - 71
3c Bulanan <i>Monthly</i>	72 - 79
4 Kapasiti Penggunaan Industri Pembuatan mengikut Negeri <i>Manufacturing Industry Capacity Utilisation by State</i>	
4a Tahunan <i>Yearly</i>	80
4b Suku Tahunan <i>Quarterly</i>	81 - 83
4c Bulanan <i>Monthly</i>	84 - 91
5 Faktor Kapasiti Industri Pembuatan di bawah Tahap Penggunaan - Peratus Sumbangan <i>Factors of Underutilisation of Manufacturing Industry Capacity - Percentage Share</i>	92
6 Kapasiti Penggunaan Industri Pembuatan mengikut Negara Terpilih <i>Manufacturing Industry Capacity Utilisation by Selected Country</i>	93 - 95
7 Indeks Pengeluaran Perindustrian Sektor Pembuatan Mengikut Kumpulan <i>Industrial Production Index of Manufacturing Sector by Group</i>	
7a Tahunan <i>Yearly</i>	96
7b Suku Tahunan <i>Quarterly</i>	97 - 99
7c Bulanan <i>Monthly</i>	100 - 107
Nota Teknikal <i>Technical Notes</i>	109 - 118

Ringkasan Penemuan

Summary of Findings

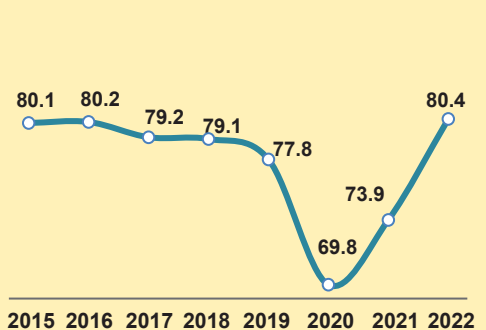


Muka surat ini sengaja dibiarkan kosong
This page is deliberately left blank

STATISTIK KAPASITI PENGGUNAAN INDUSTRI PEMBUATAN SUKU PERTAMA 2023

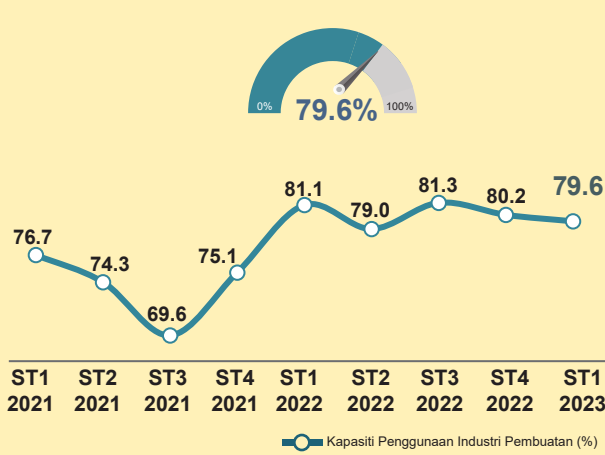
Industri Pembuatan beroperasi pada kapasiti penggunaan 79.6 peratus pada suku pertama 2023

Kapasiti Penggunaan Industri Pembuatan 2015 - 2022



Kapasiti Penggunaan Industri Pembuatan berada dalam julat 69.8 peratus hingga 80.4 peratus bagi tempoh 2015 hingga 2022

Kapasiti Penggunaan Industri Pembuatan ST1 2021 - ST1 2023



Apakah yang dimaksudkan dengan Kapasiti Penggunaan Industri Pembuatan?

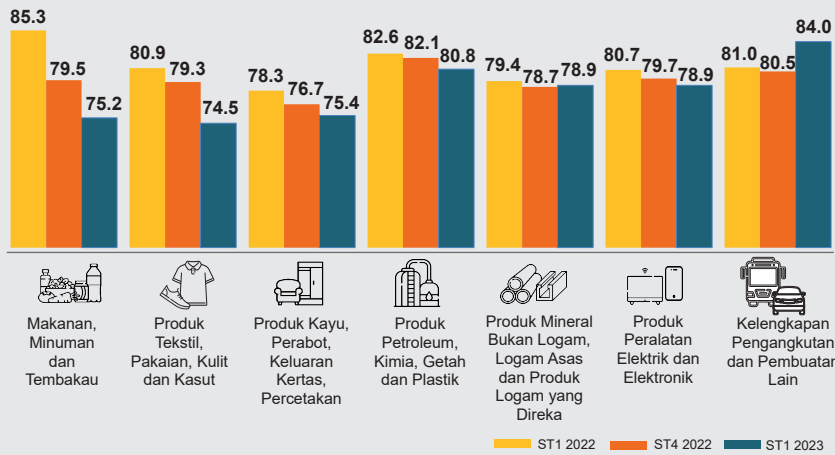
Kapasiti penggunaan merujuk kepada nisbah output sebenar yang dihasilkan berbanding pengeluaran output pada kapasiti penuh melalui gabungan optimum mesin, bahan mentah dan buruh

Kapasiti Penggunaan

$$= \frac{\text{Nilai Pengeluaran Sebenar}}{\text{Nilai Pengeluaran Penuh}} \times 100$$

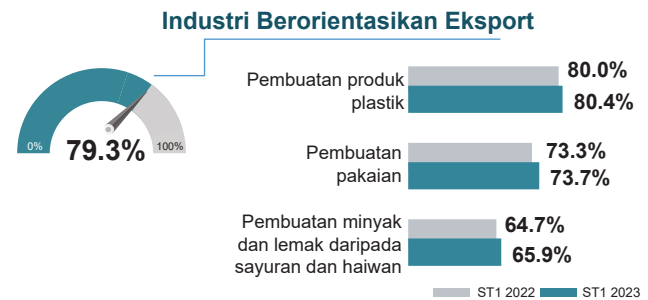
Kapasiti Penggunaan Industri Pembuatan Mengikut Subsektor

Kadar kapasiti penggunaan tertinggi pada suku pertama 2023 dicatatkan oleh subsektor **Kelengkapan pengangkutan & pembuatan lain** dengan **84.0 peratus** yang meningkat sebanyak 3.0 mata peratus tahun ke tahun

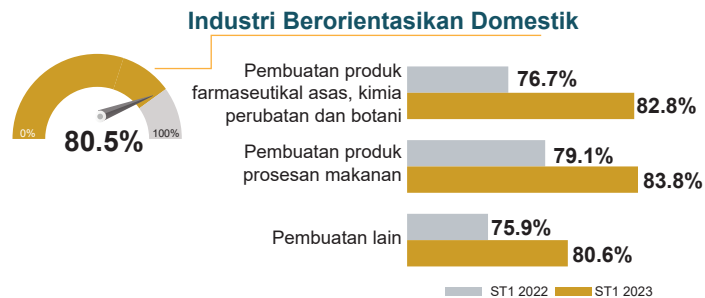


Kapasiti Penggunaan Industri Pembuatan Mengikut Industri Berorientasikan Eksport dan Domestik

Kapasiti penggunaan bagi industri berorientasikan eksport merekodkan **79.3 peratus**. Tiga kenaikan tertinggi ditunjukkan oleh **Pembuatan minyak dan lemak daripada sayuran dan haiwan**; **Pembuatan pakaian**; dan **Pembuatan produk plastik**

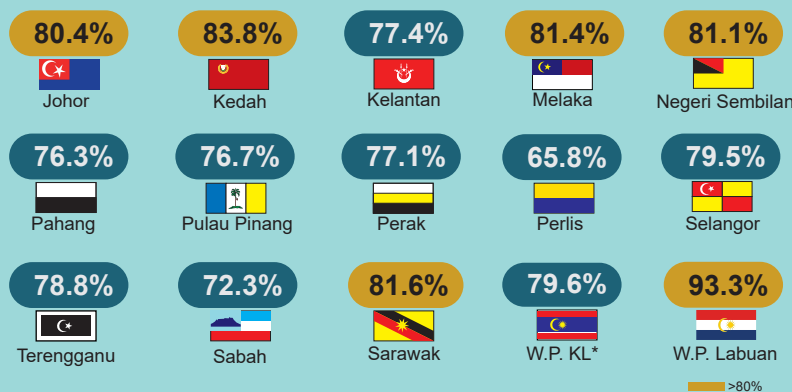


Industri berorientasikan domestik mencatatkan kadar kapasiti penggunaan sebanyak **80.5 peratus** dengan tiga kenaikan tertinggi direkodkan oleh **Pembuatan produk farmaseutikal asas, kimia perubatan dan botani**; **Pembuatan produk prosesan makanan**; dan **Pembuatan lain**



Kapasiti Penggunaan Industri Pembuatan Mengikut Negeri

Industri Pembuatan di enam negeri beroperasi pada kapasiti lebih 80 peratus pada suku pertama 2023 iaitu W.P. Labuan (93.3%), Kedah (83.8%), Sarawak (81.6%), Melaka (81.4%), Negeri Sembilan (81.1%) dan Johor (80.4%)



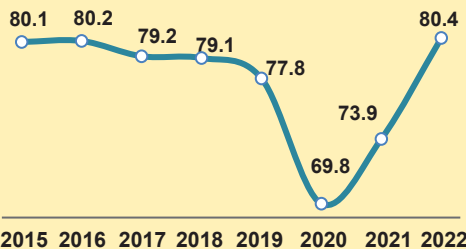
Penerbitan Statistik Kapasiti Penggunaan Industri Pembuatan diterbitkan buat pertama kali oleh Jabatan Perangkaan Malaysia mulai suku pertama 2023. Sila layari www.dosm.gov.my untuk maklumat lanjut

Nota:
* termasuk W.P. Putrajaya | W.P. - Wilayah Persekutuan | KL - Kuala Lumpur | ST - Suku Tahunan

MANUFACTURING INDUSTRY CAPACITY UTILISATION STATISTICS FIRST QUARTER 2023

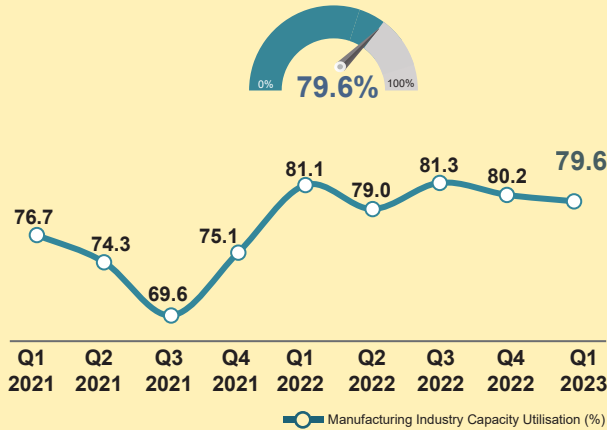
Manufacturing industry operated with capacity utilisation of 79.6 per cent in the first quarter of 2023

Manufacturing Industry Capacity Utilisation 2015 - 2022



For the period of 2015 until 2022, the capacity utilisation of Manufacturing industry was in the range of 69.8 per cent to 80.4 per cent

Manufacturing Industry Capacity Utilisation Q1 2021 - Q1 2023



What is meant by Manufacturing Industry Capacity Utilisation?



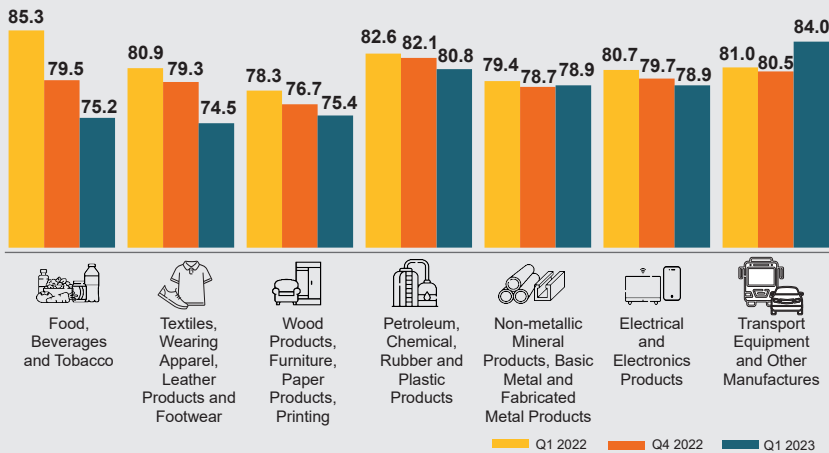
Capacity utilisation refers to a ratio of actual output produced to the production of output at full capacity through an optimal combination of machinery, raw materials and labour

Capacity Utilisation

$$= \frac{\text{Actual Level of Output}}{\text{Full Level of Output}} \times 100$$

Manufacturing Industry Capacity Utilisation by Sub-sector

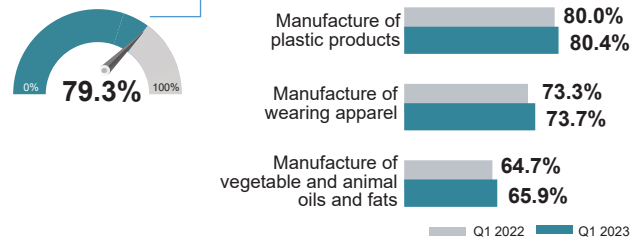
The highest capacity utilisation rate in the first quarter of 2023 was recorded by the sub-sector of **Transport equipment & other manufactures** with **84.0 per cent** which increased by 3.0 percentage points year-on-year



Manufacturing Industry Capacity Utilisation by Export and Domestic-Oriented Industries

Capacity utilisation for the export-oriented industry recorded **79.3 per cent**. Three highest increment showed by **Manufacture of vegetable and animal oils and fats**; **Manufacture of wearing apparel**; and **Manufacture of plastic products**

Export-Oriented Industry



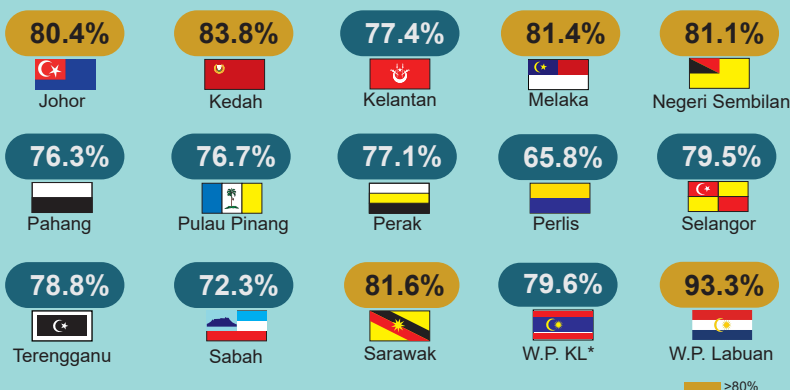
Domestic-oriented industry registered a capacity utilisation rate of **80.5 per cent** with three highest increment were recorded by the **Manufacture of basic pharmaceuticals, medicinal chemical and botanical products**; **Manufacture of food processing products**; and **Other manufacturing**

Domestic-Oriented Industry



Manufacturing Industry Capacity Utilisation by State

The Manufacturing industry in six states operated at a capacity exceed 80 per cent in the first quarter of 2023 namely W.P. Labuan (93.3%), Kedah (83.8%), Sarawak (81.6%), Melaka (81.4%), Negeri Sembilan (81.1%) and Johor (80.4%)



Publication of Manufacturing Industry Capacity Utilisation Statistics is published for the first time by the Department of Statistics Malaysia since the first quarter of 2023. Please visit www.dosm.gov.my for more information

Notes:
* includes W.P. Putrajaya | W.P. - Wilayah Persekutuan | KL - Kuala Lumpur | Q - Quarter



1.0 Pengenalan

Penerbitan ini memaparkan statistik kapasiti penggunaan bagi industri Pembuatan yang diperoleh daripada Survei Pembuatan Bulanan yang dijalankan oleh Jabatan Perangkaan Malaysia. Statistik yang dilaporkan dalam penerbitan ini adalah dari tempoh suku pertama 2015 hingga suku pertama 2023 di peringkat nasional dan negeri. Sebagai tambahan, data tahunan dan bulanan juga dilaporkan dalam penerbitan ini.

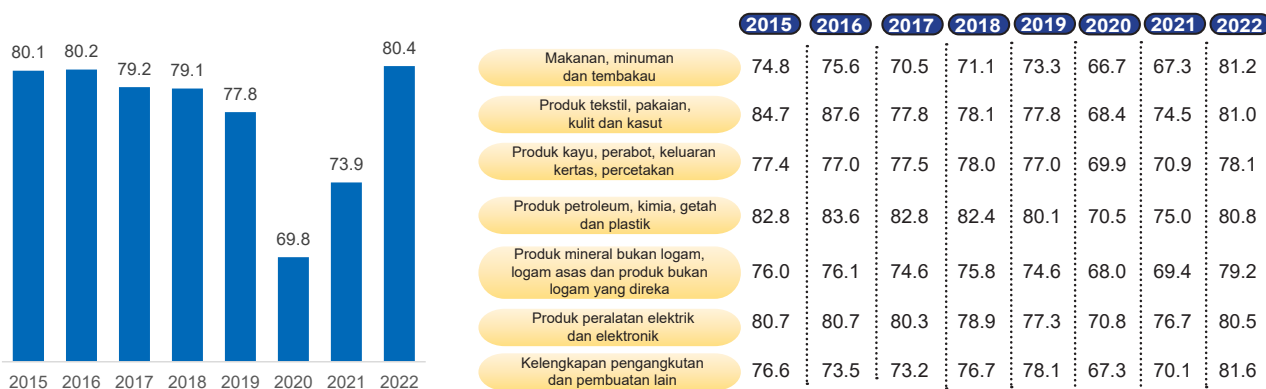
Kapasiti penggunaan merujuk kepada nisbah output sebenar yang dihasilkan berbanding pengeluaran output pada kapasiti penuh melalui gabungan optimum mesin, bahan mentah dan buruh. Konsep yang digunakan dalam penerbitan ini adalah berpandukan kepada *International Recommendations for Industrial Statistics 2008, United Nations Statistics Division* manakala definisi Pembuatan adalah konsisten dengan Piawai Klasifikasi Industri Malaysia (MSIC) 2008 Ver. 1.0.

2.0 Prestasi Kapasiti Penggunaan Industri Pembuatan di Malaysia, 2015 - 2022

Bagi tempoh 2015 hingga 2022, kapasiti penggunaan industri Pembuatan berada dalam julat 69.8 peratus hingga 80.4 peratus. Kadar terendah yang dicatatkan adalah pada 2020 (69.8%) berikutan perintah kawalan pergerakan bagi mengawal penularan wabak Coronavirus-19 (COVID-19) yang melanda negara pada awal 2020. Sementara itu, kadar penggunaan tinggi melebihi 80 peratus dicapai pada 2015, 2016 dan 2022 masing-masing dengan 80.1 peratus, 80.2 peratus dan 80.4 peratus.

Pada masa yang sama, kapasiti penggunaan mengikut subsektor menunjukkan bahawa Pembuatan petroleum, kimia, getah & plastik secara konsisten merekodkan kadar penggunaan yang tinggi, antara 75.0 peratus hingga 83.6 peratus dalam tempoh tersebut kecuali pada 2020 yang mencatatkan 70.5 peratus. Penyumbang utama dalam subsektor ini adalah Pembuatan kok & produk petroleum bertapis; dan Pembuatan kimia & produk kimia, masing-masing antara 63.0 peratus hingga 86.9 peratus dan 76.3 peratus hingga 83.5 peratus. Dalam tempoh tersebut, subsektor Pembuatan makanan, minuman & tembakau mencatatkan kadar kapasiti penggunaan terendah iaitu antara 66.7 peratus hingga 81.2 peratus disebabkan oleh kadar penggunaan yang lebih rendah dalam Pembuatan produk tembakau dengan kadar 59.7 peratus hingga 84.2 peratus (**Paparan 1**).

Paparan 1: Kapasiti Penggunaan Industri Pembuatan mengikut Subsektor, 2015 - 2022



Selain itu, analisis kapasiti penggunaan di peringkat negeri menunjukkan industri Pembuatan di Terengganu mencatatkan kadar tertinggi dengan 78.7 peratus hingga 91.5 peratus, diikuti oleh Kedah (78.5% hingga 89.8%) dan Pahang (76.3% hingga 82.1%). Sementara itu, lapan negeri mencatatkan kadar penggunaan di bawah paras nasional dengan kadar terendah direkodkan oleh W.P. Kuala Lumpur & Putrajaya iaitu antara 58.7 peratus hingga 75.7 peratus sepanjang 2015 hingga 2022 (**Paparan 2**).

Paparan 2: Kapasiti Penggunaan Industri Pembuatan mengikut Negeri, 2015 - 2022

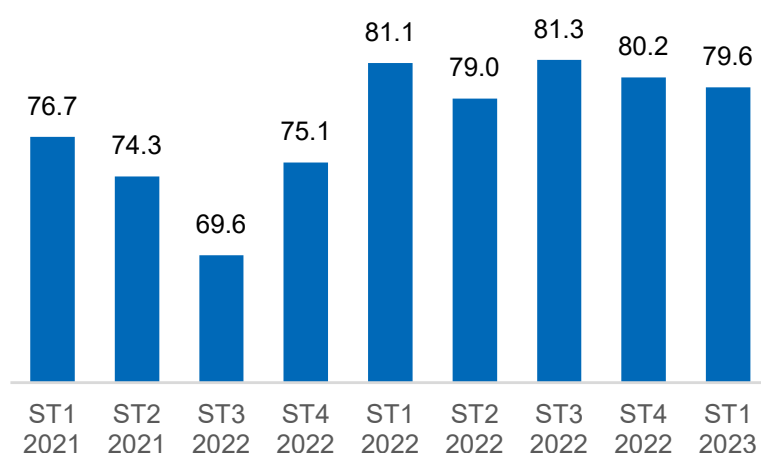
	2015	2016	2017	2018	2019	2020	2021	2022
Malaysia	80.1	80.2	79.2	79.1	77.8	69.8	73.9	80.4
Johor	80.2	78.5	77.3	79.6	78.6	71.3	74.0	81.2
Kedah	89.8	86.1	85.2	86.2	87.5	78.5	81.6	85.2
Kelantan	71.7	73.9	71.1	72.9	74.4	70.5	73.4	79.4
Melaka	84.9	90.7	90.3	91.1	75.2	56.9	70.9	83.2
Negeri Sembilan	77.5	76.6	77.0	73.9	76.7	69.7	70.4	84.8
Pahang	79.8	80.1	78.2	82.1	80.7	76.3	78.3	77.4
Pulau Pinang	77.6	80.3	79.5	79.1	77.6	72.0	75.0	76.8
Perak	72.0	74.3	71.4	70.6	70.8	70.4	72.6	76.3
Perlis	82.5	84.3	76.1	82.0	71.5	62.5	71.2	75.7
Selangor	77.8	76.5	75.9	75.7	75.8	68.9	72.5	81.3
Terengganu	88.8	91.0	86.3	86.1	91.5	78.7	84.7	80.4
Sabah	73.1	73.7	72.7	74.1	74.8	68.0	70.8	72.1
Sarawak	84.8	82.5	83.3	80.3	79.5	68.9	73.3	77.7
W.P. Kuala Lumpur*	67.3	69.6	63.6	61.5	61.3	58.7	64.1	75.7
W.P. Labuan	78.5	81.2	78.4	84.1	76.1	67.0	74.8	80.3

*Termasuk W.P. Putrajaya

3.0 Prestasi Kapasiti Penggunaan Industri Pembuatan di Malaysia, Suku Pertama 2023

Kadar kapasiti penggunaan industri Pembuatan pada suku pertama 2023 adalah 79.6 peratus, susut sebanyak 1.5 mata peratus berbanding setahun lalu. Kemerosotan ini dipengaruhi terutamanya oleh penurunan dalam hampir semua subsektor kecuali Kelengkapan pengangkutan & pembuatan lain. Berbanding dengan suku tahun sebelumnya, kapasiti penggunaan industri Pembuatan terus menurun bagi dua suku tahun berturut-turut dengan negatif 0.6 mata peratus (ST4 2022: 80.2%; -1.1 mata peratus) (Paparan 3).

Paparan 3: Kapasiti Penggunaan Industri Pembuatan, ST1 2021 - ST1 2023



Sejajar dengan itu, kadar kapasiti penggunaan bulanan bagi industri Pembuatan meningkat pada Mac 2023 mencapai 80.6 peratus selepas dua bulan beroperasi dengan kapasiti di bawah 80 peratus iaitu 79.2 peratus (Januari 2023) dan 79.1 peratus (Februari 2023). Sebaliknya, kadar kapasiti penggunaan adalah lebih rendah berbanding bulan yang sama tahun sebelumnya (Januari 2022: 81.3%; Februari 2022: 80.2%; Mac 2022: 81.7%). Beberapa faktor menyumbang kepada kapasiti pengeluaran yang lebih rendah pada bulan terakhir suku pertama, termasuk permintaan yang rendah; bekalan bahan yang tidak mencukupi; dan pembaikan & penyelenggaraan mesin & peralatan.










4.0 Kapasiti Penggunaan mengikut Subsektor Pembuatan, Suku Pertama 2023

Kadar penggunaan kapasiti tertinggi pada suku pertama 2023 direkodkan oleh subsektor Kelengkapan pengangkutan & pembuatan lain dengan 84.0 peratus yang meningkat sebanyak 3.0 mata peratus tahun ke tahun; dan diikuti oleh Pembuatan petroleum, kimia, getah & plastik (80.8%; -1.8 mata peratus). Sementara itu, kadar penggunaan bagi subsektor lain adalah di bawah paras 80 peratus dengan kadar yang terendah dicatatkan oleh subsektor Tekstil, pakaian, kulit & kasut iaitu 74.5 peratus. Kadar penggunaan bagi subsektor ini menurun sebanyak 6.4 mata peratus berbanding 80.9 peratus yang dicatatkan pada suku pertama 2022.

Berbanding dengan suku tahun sebelumnya, subsektor Kelengkapan pengangkutan & pembuatan lain serta Mineral bukan logam, logam asas & produk logam yang direka masing-masing mengukuh dengan 3.5 mata peratus dan 0.2 mata peratus manakala subsektor lain mencatatkan penurunan (**Paparan 4**).

Paparan 4: Kapasiti Penggunaan Industri Pembuatan mengikut Subsektor, ST1 2023

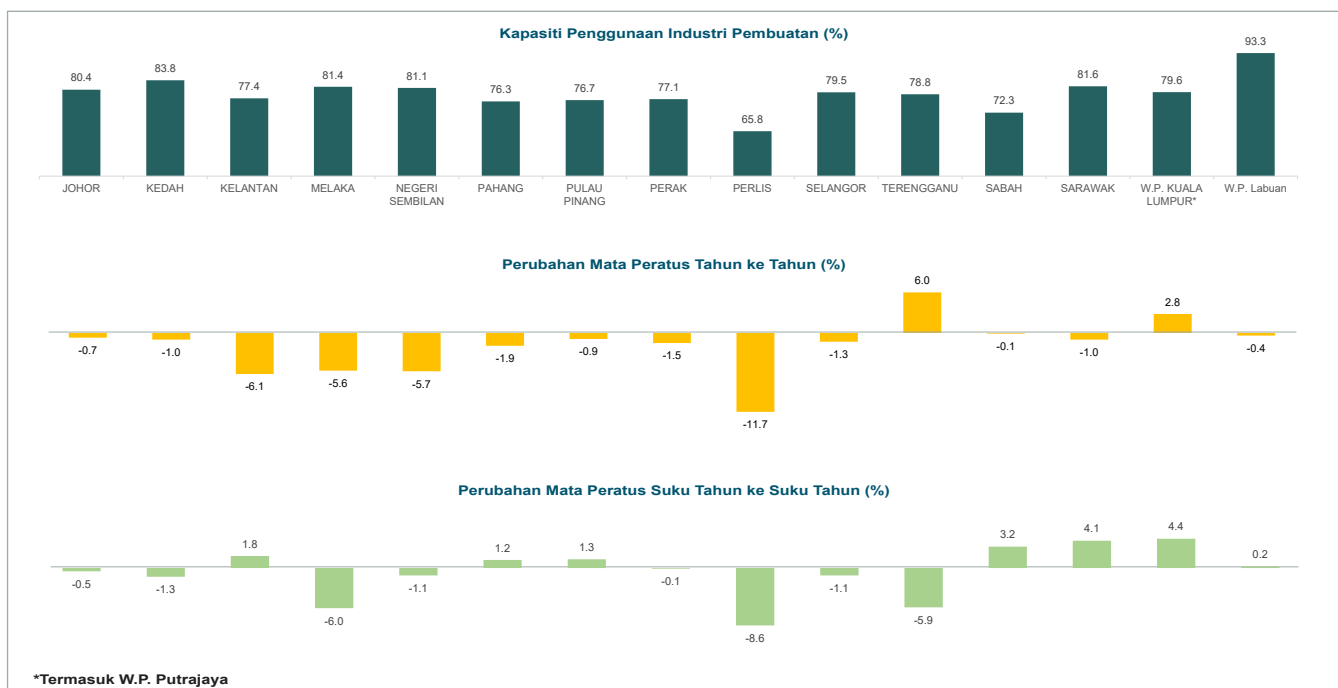
	Kapasiti penggunaan industri Pembuatan	Perubahan mata peratus tahun ke tahun (%)	Perubahan mata peratus suku tahun ke suku tahun (%)
 Makanan, minuman dan tembakau	75.2	-10.1	-1.3
 Tekstil, pakaian, kulit dan kasut	74.5	-6.4	-4.8
 Produk kayu, perabot, keluaran kertas, percetakan	75.4	-2.9	-1.3
 Petroleum, kimia, getah dan plastik	80.8	-1.8	-1.3
 Produk mineral bukan logam, logam asas dan produk logam yang direka	78.9	-0.5	0.2
 Produk elektrik dan elektronik	78.9	-1.8	-0.8
 Kelengkapan pengangkutan dan pembuatan lain	84.0	3.0	3.5

5.0 Kapasiti Penggunaan Industri Pembuatan mengikut Negeri

Secara keseluruhan, industri Pembuatan di enam negeri beroperasi pada kapasiti melebihi 80 peratus pada suku pertama 2023 iaitu W.P. Labuan (93.3%), Kedah (83.8%), Sarawak (81.6%), Melaka (81.4%), Negeri Sembilan (81.1%) dan Johor (80.4%). Selangor yang merupakan penyumbang utama kepada sektor Pembuatan di Malaysia merekodkan kadar penggunaan sebanyak 79.5 peratus pada suku tahun ini. Sementara itu, kapasiti penggunaan di lain-lain negeri adalah di bawah kadar nasional iaitu di antara 65.8 peratus hingga 78.8 peratus.

Berbanding setahun lalu, Terengganu mencatatkan peningkatan tertinggi dengan penambahan 6.0 mata peratus dan diikuti oleh W.P. Kuala Lumpur & Putrajaya yang meningkat sebanyak 2.7 mata peratus. Pada masa yang sama, kadar kapasiti penggunaan bagi tiga belas negeri mencatatkan penurunan pada suku tahun ini. Suku tahun ke suku tahun, penyumbang utama kepada industri Pembuatan seperti Selangor dan Johor terus mencatatkan penurunan kadar kapasiti penggunaan (**Paparan 5**).

Paparan 5: Kapasiti Penggunaan Industri Pembuatan mengikut Negeri, ST1 2023



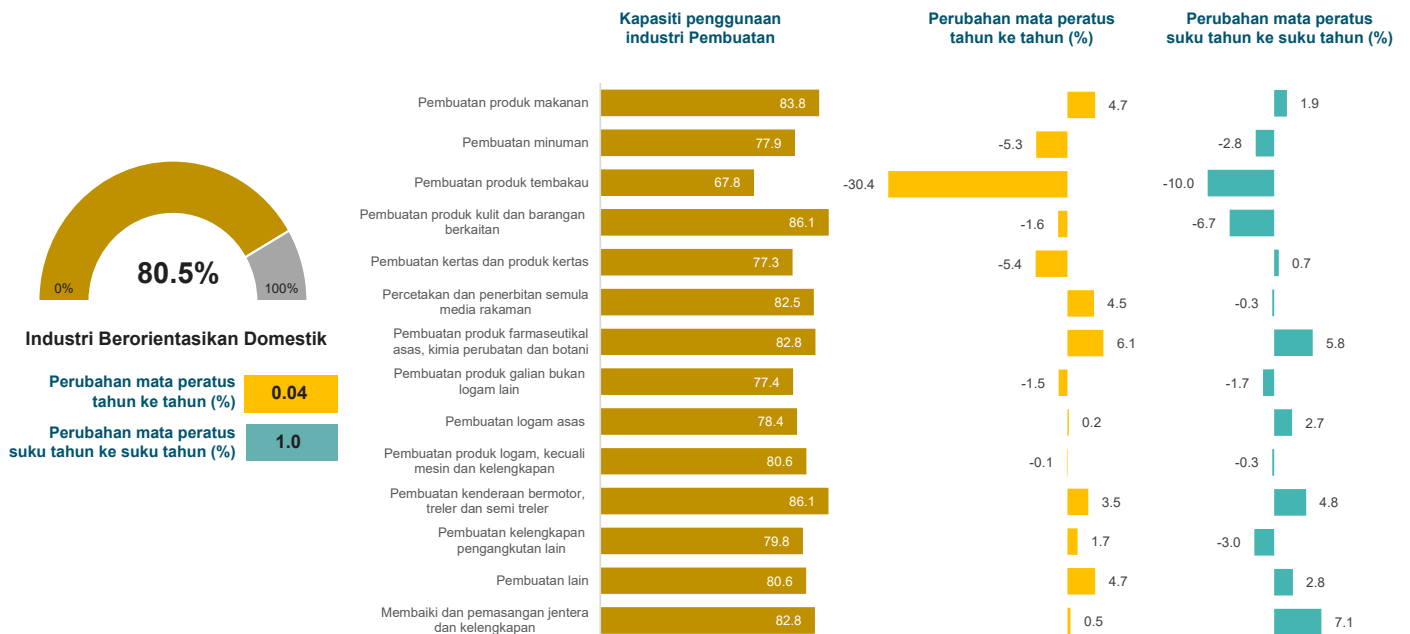
6.0 Kapasiti Penggunaan dalam Industri Berorientasikan Domestik dan Eksport

Pada suku pertama 2023, industri berorientasikan Domestik mencatatkan kadar kapasiti penggunaan sebanyak 80.5 peratus, meningkat sedikit dengan 0.04 mata peratus tahun ke tahun (**Paparan 6**). Tiga kenaikan tertinggi direkodkan oleh industri Pembuatan produk farmaseutikal asas, kimia perubatan & botani (+6.1 mata peratus); Pembuatan produk prosesan makanan (+4.7 mata peratus); dan Pembuatan lain (+4.7 mata peratus).

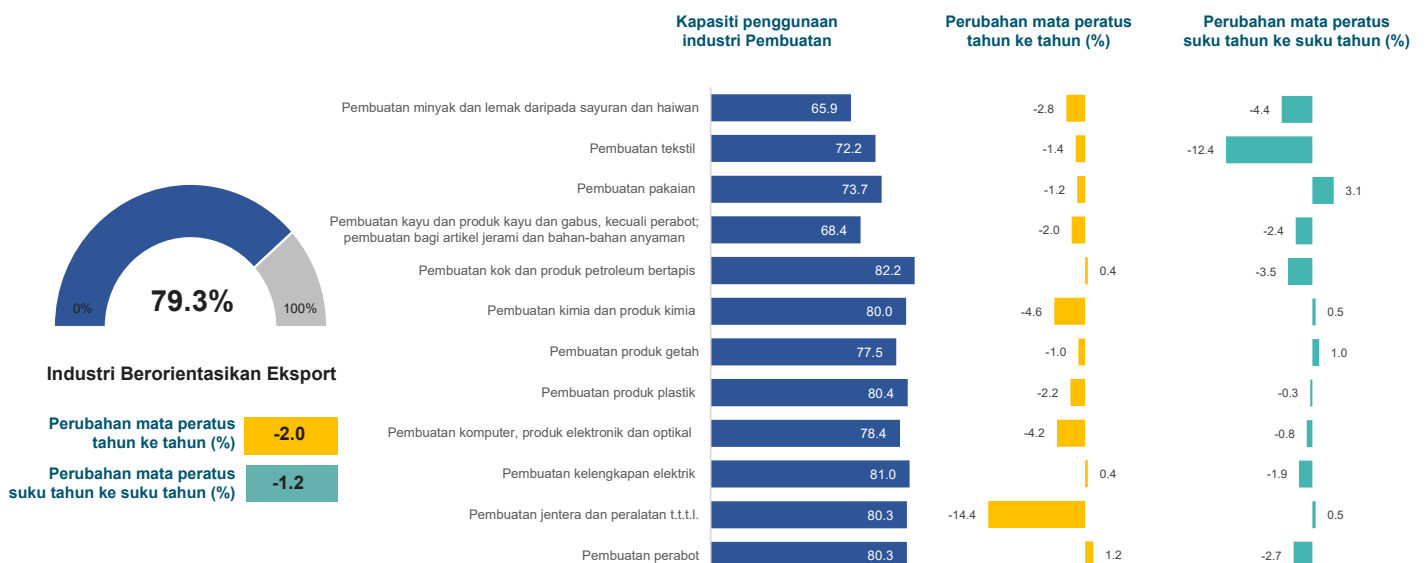
Sebaliknya pula, kapasiti penggunaan bagi industri berorientasikan Eksport merosot 2.0 mata peratus, merekodkan 79.3 peratus pada suku pertama 2023 (**Paparan 7**). Walaupun kebanyakan industri dalam segmen ini mencatatkan penurunan dalam kadar penggunaan suku tahunan, Pembuatan minyak dan lemak daripada sayuran dan haiwan mencatatkan peningkatan sebanyak 1.3 mata peratus untuk mencapai 65.9 peratus. Selain itu, Pembuatan pakaian (73.7%; +0.5 mata peratus) dan Pembuatan produk plastik (80.4%; +0.4 mata peratus) turut mengalami sedikit peningkatan.

Berbanding dengan suku tahun sebelumnya, industri berorientasikan Domestik mencatatkan kenaikan 1.1 mata peratus manakala industri berorientasikan Eksport menyusut dengan 1.2 mata peratus.

Paparan 6: Kapasiti Penggunaan Industri Pembuatan Berorientasikan Domestik



Paparan 7: Kapasiti Penggunaan Industri Pembuatan Berorientasikan Eksport



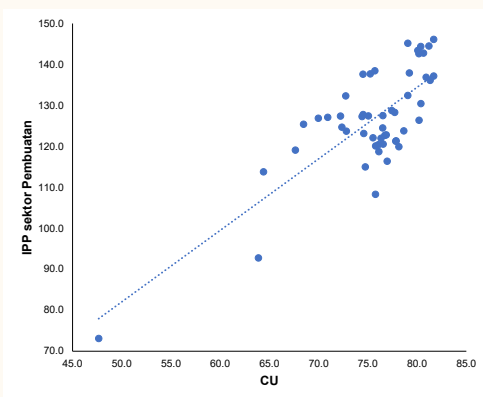
7.0 Prestasi Indeks Pengeluaran Perindustrian (IPP) Suku Pertama 2023

IPP menyederhana kepada 2.8 peratus tahun ke tahun berbanding 4.0 peratus yang dicatatkan pada suku keempat 2022. Pada tempoh tersebut, indeks Pembuatan dan Perlombongan masing-masing meningkat sebanyak 3.4 peratus dan 2.1 peratus; manakala indeks Elektrik terus menyusut kepada 1.2 peratus.

Peningkatan 3.4 peratus dalam sektor Pembuatan pada suku pertama 2023 disokong oleh subsektor Produk Elektrik & Elektronik yang meningkat 4.0 peratus, subsektor Kelengkapan pengangkutan & pembuatan lain (7.5%) dan subsektor Makanan, minuman & tembakau (7.4%).

Korelasi antara Kapasiti Penggunaan Industri Pembuatan dan Indeks Pengeluaran Perindustrian

Paparan 8: Korelasi antara Kapasiti Penggunaan Industri Pembuatan dan Indeks Pengeluaran Perindustrian



Berdasarkan korelasi menggunakan pekali *Pearson*, Indeks Pengeluaran Perindustrian (IPP) bagi sektor Pembuatan dan Kapasiti Penggunaan (CU) mempunyai nilai korelasi 0.776 yang menunjukkan hubungan positif yang sederhana antara dua pembolehubah tersebut. Nilai *adjusted R-squared* 0.595 memaparkan hampir 59.5% variasi data boleh dijelaskan oleh model *linear* tersebut. Semua subsektor Pembuatan menunjukkan hubungan *linear* yang positif yang mana subsektor Kelengkapan pengangkutan dan pembuatan lain menunjukkan korelasi yang kuat manakala lima subsektor lain iaitu Produk tekstil, pakaian, kulit & kasut, Produk kayu, perabot, keluaran kertas & percetakan, Produk petroleum, kimia, getah & plastik, Produk mineral bukan logam, logam asas & produk logam yang direka serta Produk peralatan elektrik & elektronik menunjukkan korelasi yang sederhana. Sementara itu, subsektor Makanan, minuman dan tembakau menunjukkan korelasi yang lemah antara IPP dan CU.



1.0 Introduction

This publication presents statistics on capacity utilisation for Manufacturing industries acquired from the Monthly Manufacturing Survey conducted by the Department of Statistics, Malaysia. The statistics reported in this publication is for the period of the first quarter of 2015 until the first quarter of 2023 at the national and state level. In addition, annual and monthly data are also reported in this publication.

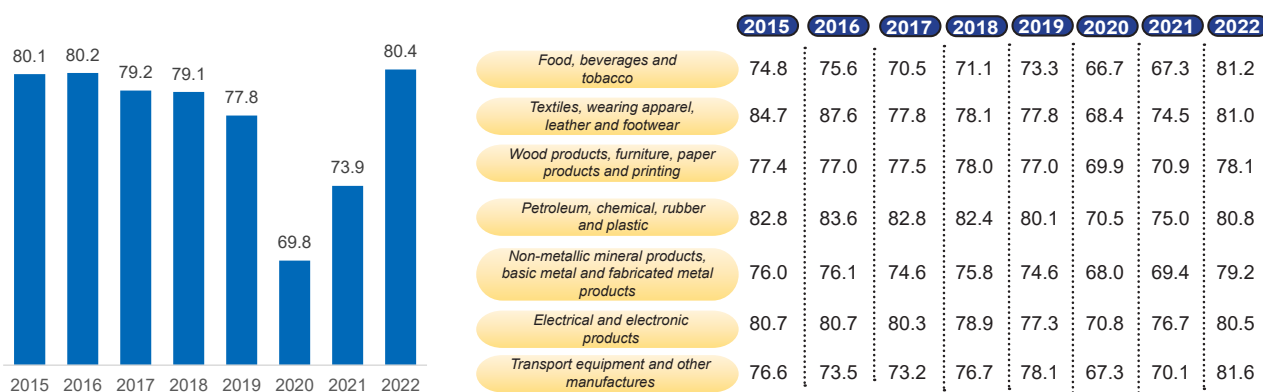
Capacity utilisation refers to a ratio of actual output produced to the production of output at full capacity through an optimal combination of machinery, raw materials and labour. The concept used in this compilation is guided by the International Recommendations for Industrial Statistics 2008, United Nations Statistics Division while the definition of Manufacturing is consistent with Malaysia Standard Industrial Classification (MSIC) 2008 Ver. 1.0.

2.0 Performance of Manufacturing Industry Capacity Utilisation in Malaysia, 2015 - 2022

For the period of 2015 until 2022, the capacity utilisation of the Manufacturing industry was in the range of 69.8 per cent to 80.4 per cent. The lowest rate was recorded in 2020 (69.8%) due to the movement control order following the Coronavirus-19 (COVID-19) pandemic that hit the country in early 2020. Meanwhile, a high utilisation rate above 80 per cent was reached in 2015, 2016 and 2022 with 80.1 per cent, 80.2 per cent and 80.4 per cent respectively.

In the meantime, capacity utilisation by sub-sector showed that the Manufacture of petroleum, chemical, rubber & plastic products had consistently recorded a high utilisation rate, ranging from 75.0 per cent to 83.6 per cent during the period except for 2020 which recorded 70.5 per cent. Major contributors in this sub-sector were the Manufacture of coke & refined petroleum products; and Manufacture of chemical & chemical products ranging from 63.0 per cent to 86.9 per cent and 76.3 per cent to 83.5 per cent respectively. During the period, the sub-sector of Manufacture of food, beverages & tobacco products posted the lowest capacity utilisation rate which was ranging 66.7 per cent to 81.2 per cent attributed to a lower utilisation rate in the Manufacture of tobacco products with a rate of 59.7 per cent to 84.2 per cent (Figure 1).

Figure 1: Manufacturing Industry Capacity Utilisation by Sub-sector, 2015 - 2022



In addition, analysis of capacity utilisation by state showed that the Manufacturing industry in Terengganu posted the highest rate with 78.7 per cent to 91.5 per cent, followed by Kedah (78.5% to 89.8%) and Pahang (76.3% to 82.1%). Meanwhile, eight states registered utilisation rate below than national with the lowest recorded by W.P. Kuala Lumpur & Putrajaya which was in the range of 58.7 per cent to 75.7 per cent from 2015 to 2022 (Figure 2).

Figure 2: Manufacturing Industry Capacity Utilisation by State, 2015 - 2022

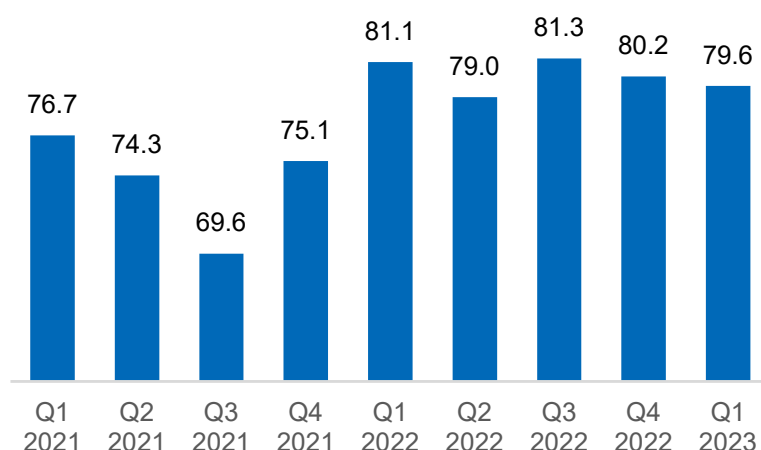
	2015	2016	2017	2018	2019	2020	2021	2022
Malaysia	80.1	80.2	79.2	79.1	77.8	69.8	73.9	80.4
Johor	80.2	78.5	77.3	79.6	78.6	71.3	74.0	81.2
Kedah	89.8	86.1	85.2	86.2	87.5	78.5	81.6	85.2
Kelantan	71.7	73.9	71.1	72.9	74.4	70.5	73.4	79.4
Melaka	84.9	90.7	90.3	91.1	75.2	56.9	70.9	83.2
Negeri Sembilan	77.5	76.6	77.0	73.9	76.7	69.7	70.4	84.8
Pahang	79.8	80.1	78.2	82.1	80.7	76.3	78.3	77.4
Pulau Pinang	77.6	80.3	79.5	79.1	77.6	72.0	75.0	76.8
Perak	72.0	74.3	71.4	70.6	70.8	70.4	72.6	76.3
Perlis	82.5	84.3	76.1	82.0	71.5	62.5	71.2	75.7
Selangor	77.8	76.5	75.9	75.7	75.8	68.9	72.5	81.3
Terengganu	88.8	91.0	86.3	86.1	91.5	78.7	84.7	80.4
Sabah	73.1	73.7	72.7	74.1	74.8	68.0	70.8	72.1
Sarawak	84.8	82.5	83.3	80.3	79.5	68.9	73.3	77.7
W.P. Kuala Lumpur*	67.3	69.6	63.6	61.5	61.3	58.7	64.1	75.7
W.P. Labuan	78.5	81.2	78.4	84.1	76.1	67.0	74.8	80.3

*Includes W.P. Putrajaya

3.0 Performance of Manufacturing Industry Capacity Utilisation in Malaysia, First Quarter of 2023

The capacity utilisation rate of the Manufacturing industry in the first of quarter 2023 was 79.6 per cent, lower by 1.5 percentage points as compared to a year ago (Q1 2022: 81.1%). The downturn was primarily attributable to decreases in almost all sub-sectors except for Transport equipment & other manufactures. In comparison with the previous quarter, the capacity utilisation of the Manufacturing industry continued to trend down for two consecutive quarters with negative 0.6 percentage points (Q4 2022: 80.2%; -1.1 percentage points) (Figure 3).

Figure 3: Manufacturing Industry Capacity Utilisation, Q1 2021 - Q1 2023



Correspondingly, the monthly capacity utilisation rate picked up in March 2023 reaching 80.6 per cent rate after two months of operating below 80 per cent of capacity which was 79.2 per cent (January 2023) and 79.1 per cent (February 2023). On the other hand, the capacity utilisation rate was lower compared to the same month of the previous year (January 2022: 81.3%; February 2022: 80.2%; March 2022: 81.7%). Several factors contributed to the lower production capacity in the final month of the first quarter, including low demand; insufficient supply of materials; and repair & maintenance of machinery & equipment.









4.0 Capacity Utilisation by Manufacturing Sub-sector, First Quarter of 2023

The highest capacity utilisation rate in the first quarter of 2023 was recorded by the sub-sector of Transport equipment & other manufactures with 84.0 per cent which increased by 3.0 percentage points year-on-year; and followed by Manufacture of petroleum, chemical, rubber & plastic products (80.8%; -1.8 percentage points). Meanwhile, the utilisation rate for the remaining sub-sectors was below 80 per cent with the lowest posted by Textiles, wearing apparel, leather & footwear sub-sector at 74.5 per cent. The utilisation rate for this sub-sector decreased by 6.4 percentage points as compared to 80.9 per cent recorded in the first quarter of 2022.

In comparison with the previous quarter, the Transport equipment & other manufactures and Non-metallic mineral products, basic metal & fabricated metal products sub-sectors strengthened by 3.5 percentage points and 0.2 percentage points respectively while other sub-sectors recorded a decrease (Figure 4).

Figure 4: Manufacturing Industry Capacity Utilisation by Sub-sector, Q1 2023

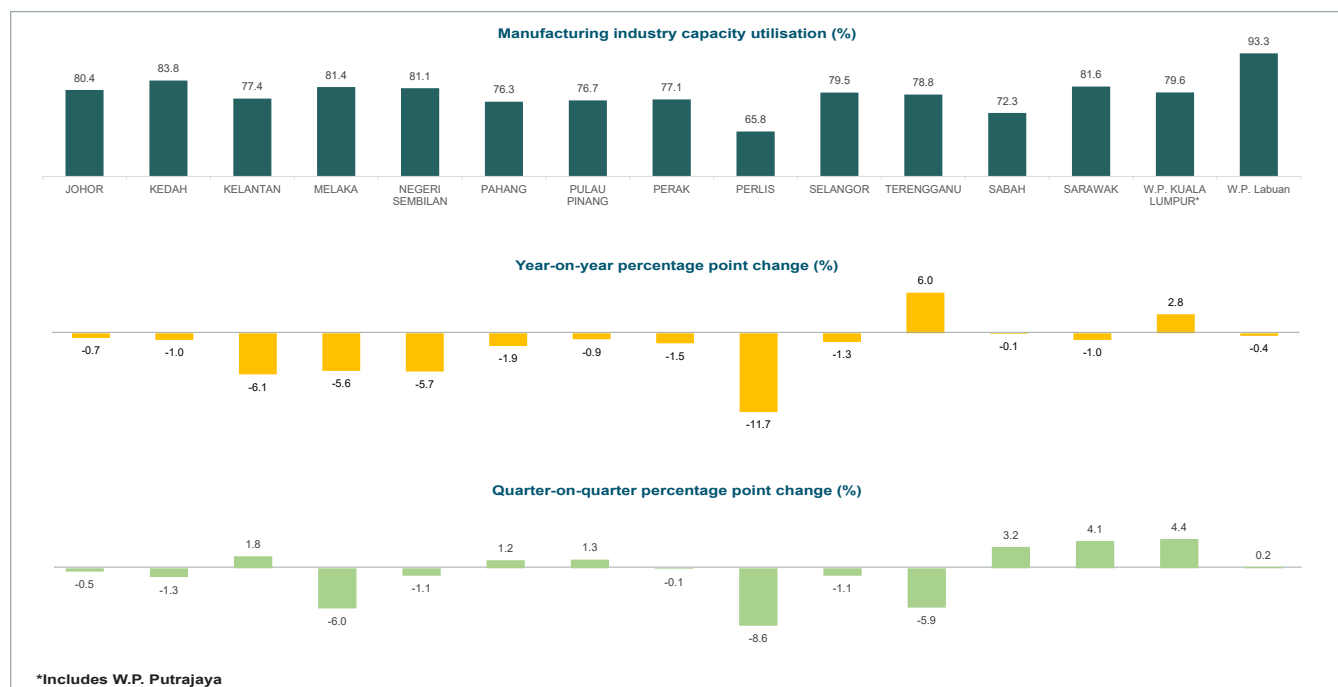
	Manufacturing industry capacity utilisation (%)	Year-on-year percentage point change (%)	Quarter-on-quarter percentage point change (%)
 Food, beverages and tobacco	75.2	-10.1	-1.3
 Textiles, wearing apparel, leather and footwear	74.5	-6.4	-4.8
 Wood products, furniture, paper products and printing	75.4	-2.9	-1.3
 Petroleum, chemical, rubber and plastic	80.8	-1.8	-1.3
 Non-metallic mineral products, basic metal and fabricated metal	78.9	-0.5	0.2
 Electrical and electronic products	78.9	-1.8	-0.8
 Transport equipment and other manufactures	84.0	3.0	3.5

5.0 Manufacturing Industry Capacity Utilisation by State

Overall, the Manufacturing industry in six states were operated at a capacity exceeding 80 per cent in the first quarter of 2023 namely W.P. Labuan (93.3%), Kedah (83.8%), Sarawak (81.6%), Melaka (81.4%), Negeri Sembilan (81.1%) and Johor (80.4%). Selangor which was the major contributor to the Manufacturing sector in Malaysia recorded a utilisation rate of 79.5 per cent in this quarter. Meanwhile, capacity utilisation in the remaining states was below the national rate, ranging from 65.8 per cent to 78.8 per cent.

In comparison with a year ago, Terengganu posted the highest increase with the addition of 6.0 percentage points, followed by W.P. Kuala Lumpur & Putrajaya which increased by 2.7 percentage points. In the meantime, thirteen states posted decreases in capacity utilisation rates in this quarter. Quarter-on-quarter, major contributors to the Manufacturing industry such as Selangor and Johor continued to post a decline in capacity utilisation rate (Figure 5).

Figure 5: Manufacturing Industry Capacity Utilisation by State, Q1 2023



6.0 Capacity Utilisation in Domestic-Oriented and Export-Oriented Industries

In the first quarter of 2023, the domestic-oriented industry registered a capacity utilisation rate of 80.5 per cent, which increased slightly by 0.04 percentage points year-on-year (Figure 6). The three highest increments were recorded by the industry of Manufacture of basic pharmaceuticals, medicinal chemical & botanical products (+6.1 percentage points); Manufacture of food processing products (+4.7 percentage points); and Other manufacturing (+4.7 percentage points).

On the other hand, capacity utilisation for the export-oriented industry declined by 2.0 percentage points, recording 79.3 per cent in the first quarter of 2023 (Figure 7). Although most industries in this segment registered a decline in utilisation rate during the quarter, the Manufacture of vegetable and animals oils and fats posted an increase of 1.3 percentage points to reach 65.9 per cent. Additionally, the Manufacture of wearing apparel (73.7%; +0.5 percentage points) and the Manufacture of plastic products (80.4%; +0.4 percentage points) also experienced slight increases.

In comparison with the previous quarter, domestic-oriented industries registered an increase of 1.0 percentage points while export-oriented industries declined by 1.2 percentage points.

Figure 6: Manufacturing Industry Capacity Utilisation by Domestic-Oriented Industry

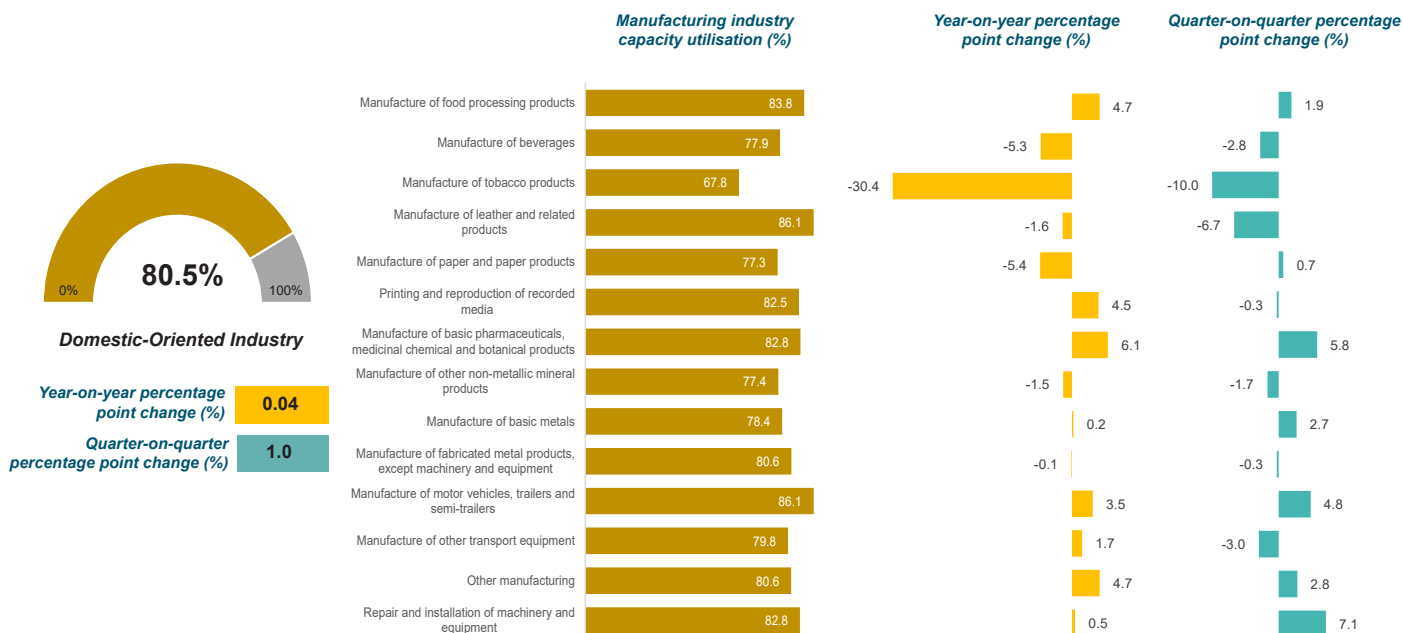


Figure 7: Manufacturing Industry Capacity Utilisation by Export-Oriented Industry



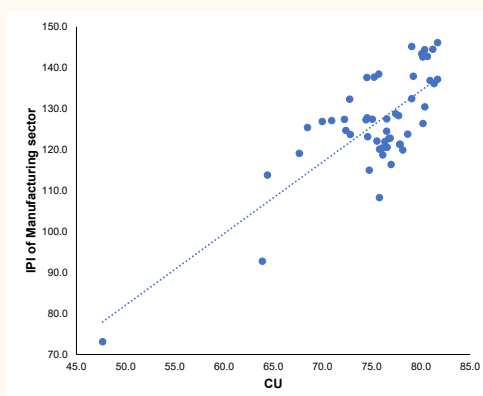
7.0 Industrial Production Index (IPI) Performance First Quarter 2023

The IPI moderated to 2.8 per cent year-on-year as compared to 4.0 per cent registered in the fourth quarter of 2022. During the period, the Manufacturing and Mining indices increased by 3.4 per cent and 2.1 per cent respectively; while the Electricity index continued to decline by 1.2 per cent.

The increase of 3.4 per cent in the Manufacturing sector output in the first quarter 2023 was mainly backed by the Electrical & Electronic products sub-sector which rose by 4.0 per cent, Transport equipment & other manufactures sub-sector (7.5%) and Food, beverages & tobacco sub-sector (7.4%).

Correlation between Manufacturing Industry Capacity Utilisation and Industrial Production Index

Figure 8: Correlation between Manufacturing Industry Capacity Utilisation and Industrial Production Index



According to Pearson correlation coefficient, the Industrial Production Index (IPI) for Manufacturing sector and Capacity Utilisation (CU) have a correlation value of 0.776, which indicates to a moderate positive relationship between the two variables. An adjusted R-squared value of 0.595 indicates that approximately 59.5% of the variability in the data can be explained by the linear model. In comparison between the seven (7) sub-sectors, all subsectors have positive relationship with Transport equipment & other manufactures has a strong correlation while five subsectors namely Textiles, wearing apparel, leather & footwear, Wood products, furniture, paper products & printing, Petroleum, chemical, rubber & plastic, Non-metallic mineral products, basic metal & fabricated metal products and Electrical & electronics products have a moderate correlation. However, Food, beverages & tobacco sub-sector shows a weak correlation between IPI and CU.

Jadual Statistik
Statistical Table



Muka surat ini sengaja dibiarkan kosong
This page is deliberately left blank

1a Kapasiti Penggunaan Industri Pembuatan mengikut Subsektor - Tahunan
Manufacturing Industry Capacity Utilisation by Sub-sector - Yearly

Keterangan Subsektor <i>Sub-sector Description</i>	2015	2016	2017	2018	2019	2020	2021	2022
1. Makanan, minuman dan tembakau <i>Food, beverages and tobacco</i>	74.8	75.6	70.5	71.1	73.3	66.7	67.3	81.2
10 Pembuatan produk makanan <i>Manufacture of food products</i>	75.2	75.2	76.3	76.5	73.7	73.9	75.1	76.4
11 Pembuatan minuman <i>Manufacture of beverages</i>	75.4	76.7	67.3	71.9	71.4	65.3	67.3	81.5
12 Pembuatan produk tembakau <i>Manufacture of tobacco products</i>	73.3	73.5	73.0	65.3	76.9	59.7	61.4	84.2
2. Tekstil, pakaian, kulit dan kasut <i>Textiles, wearing apparel, leather and footwear</i>	84.7	87.6	77.8	78.1	77.8	68.4	74.5	81.0
13 Pembuatan tekstil <i>Manufacture of textiles</i>	80.6	86.9	71.3	69.1	69.1	65.7	73.7	85.5
14 Pembuatan pakaian <i>Manufacture of wearing apparel</i>	90.0	89.4	84.2	87.4	87.0	70.9	76.2	74.1
15 Pembuatan produk kulit dan barangan berkaitan <i>Manufacture of leather and related products</i>	82.1	83.2	81.0	81.8	79.2	70.6	71.2	89.9
3. Produk kayu, perabot, keluaran kertas dan percetakan <i>Wood products, furniture, paper products and printing</i>	77.4	77.0	77.5	78.0	77.0	69.9	70.9	78.1
16 Pembuatan kayu dan produk kayu dan gabus, kecuali perabot; pembuatan bagi artikel jerami dan bahan-bahan anyaman <i>Manufacture of wood and products of wood and cork, except furniture; manufacture of articles of straw and plaiting materials</i>	77.0	74.2	75.1	75.4	73.9	67.6	68.9	72.6
17 Pembuatan kertas dan produk kertas <i>Manufacture of paper and paper products</i>	77.3	79.9	78.2	81.0	79.1	73.9	74.2	79.3
18 Percetakan dan penerbitan semula media rakaman <i>Printing and reproduction of recorded media</i>	78.2	76.6	77.0	76.4	77.1	69.8	70.9	82.0
31 Pembuatan perabot <i>Manufacture of furniture</i>	78.0	79.4	81.4	80.0	79.9	68.8	70.2	83.8
4. Petroleum, kimia, getah dan plastik <i>Petroleum, chemical, rubber and plastic</i>	82.8	83.6	82.8	82.4	80.1	70.5	75.0	80.8
19 Pembuatan kok dan produk petroleum bertapis <i>Manufacture of coke and refined petroleum products</i>	85.5	86.1	86.9	84.4	80.3	63.0	70.8	81.6
20 Pembuatan kimia dan produk kimia <i>Manufacture of chemicals and chemical products</i>	81.8	83.5	78.6	82.3	81.1	76.3	80.2	80.1
21 Pembuatan produk farmaseutikal asas, kimia perubatan dan botani <i>Manufacture of basic pharmaceuticals, medicinal chemical and botanical products</i>	72.3	74.7	72.4	74.6	73.3	73.7	72.4	80.0
22 Pembuatan produk getah dan plastik <i>Manufacture of rubber and plastics products</i>	78.7	78.9	80.1	78.9	78.5	78.3	76.7	79.9
5. Produk mineral bukan logam, logam asas dan produk logam yang direka <i>Non-metallic mineral products, basic metal and fabricated metal products</i>	76.0	76.1	74.6	75.8	74.6	68.0	69.4	79.2
23 Pembuatan produk galian bukan logam lain <i>Manufacture of other non-metallic mineral products</i>	74.0	75.7	72.4	72.7	72.1	64.1	67.9	80.1
24 Pembuatan logam asas <i>Manufacture of basic metals</i>	76.2	76.6	77.8	77.1	75.7	68.0	68.7	77.2
25 Pembuatan produk logam, kecuali mesin dan kelengkapan <i>Manufacture of fabricated metal products, except machinery and equipment</i>	77.4	76.0	73.8	77.1	75.8	70.8	71.1	80.1
6. Produk elektrik dan elektronik <i>Electrical and electronic products</i>	80.7	80.7	80.3	78.9	77.3	70.8	76.7	80.5
26 Pembuatan komputer, produk elektronik dan optikal <i>Manufacture of computer, electronics and optical products</i>	81.2	81.6	80.7	78.9	77.1	70.5	76.9	80.1
27 Pembuatan kelengkapan elektrik <i>Manufacture of electrical equipment</i>	77.9	76.7	80.9	80.6	80.3	71.8	77.1	82.8
28 Pembuatan jentera dan peralatan t.t.t.l. <i>Manufacture of machinery and equipment n.e.c.</i>	78.5	76.8	76.0	76.4	75.5	71.9	74.3	81.7
7. Kelengkapan pengangkutan dan pembuatan lain <i>Transport equipment and other manufactures</i>	76.6	73.5	73.2	76.7	78.1	67.3	70.1	81.6
29 Pembuatan kenderaan bermotor, treler dan semi treler <i>Manufacture of motor vehicles, trailers and semi-trailers</i>	77.6	72.8	70.6	77.9	78.9	64.9	69.0	83.0
30 Pembuatan kelengkapan pengangkutan lain <i>Manufacture of other transport equipment</i>	75.2	74.6	77.7	74.8	78.5	69.6	72.0	81.3
32 Pembuatan lain <i>Other manufacturing</i>	76.4	75.9	76.6	73.9	76.3	72.6	71.9	76.9
33 Pembaikan dan pemasangan jentera dan kelengkapan <i>Repair and installation of machinery and equipment</i>	67.9	76.1	77.9	75.8	74.3	72.7	72.2	78.6
Malaysia	80.1	80.2	79.2	79.1	77.8	69.8	73.9	80.4

1b Kapasiti Penggunaan Industri Pembuatan mengikut Subsektor - Suku Tahunan
Manufacturing Industry Capacity Utilisation by Sub-sector - Quarterly

Keterangan Subsektor <i>Sub-sector Description</i>	2015				2016			
	Q1	Q2	Q3	Q4	Q1	Q2	Q3	Q4
1. Makanan, minuman dan tembakau <i>Food, beverages and tobacco</i>	71.7	76.6	75.2	75.7	72.5	81.7	74.4	73.8
10 Pembuatan produk makanan <i>Manufacture of food products</i>	71.7	77.8	78.3	73.0	73.6	75.1	75.4	76.7
11 Pembuatan minuman <i>Manufacture of beverages</i>	74.2	77.3	73.3	76.8	74.3	81.5	75.5	75.4
12 Pembuatan produk tembakau <i>Manufacture of tobacco products</i>	66.6	74.2	77.2	75.1	67.8	86.6	71.1	68.3
2. Tekstil, pakaian, kulit dan kasut <i>Textiles, wearing apparel, leather and footwear</i>	80.2	83.8	86.2	88.6	87.7	87.8	88.0	86.8
13 Pembuatan tekstil <i>Manufacture of textiles</i>	74.2	76.8	82.1	89.2	87.6	87.8	87.2	85.2
14 Pembuatan pakaian <i>Manufacture of wearing apparel</i>	86.4	92.3	91.8	89.6	89.0	88.9	90.2	89.4
15 Pembuatan produk kulit dan barangan berkaitan <i>Manufacture of leather and related products</i>	82.1	82.0	82.4	82.1	82.8	83.4	82.8	83.8
3. Produk kayu, perabot, keluaran kertas dan percetakan <i>Wood products, furniture, paper products and printing</i>	77.3	77.7	77.0	77.8	76.1	76.8	77.1	78.2
16 Pembuatan kayu dan produk kayu dan gabus, kecuali perabot; pembuatan bagi artikel jerami dan bahan-bahan anyaman <i>Manufacture of wood and products of wood and cork, except furniture; manufacture of articles of straw and plaiting materials</i>	76.5	76.4	77.6	77.4	74.1	74.0	73.3	75.4
17 Pembuatan kertas dan produk kertas <i>Manufacture of paper and paper products</i>	77.2	78.1	76.1	77.8	78.2	80.8	80.4	80.2
18 Percetakan dan penerbitan semula media rakaman <i>Printing and reproduction of recorded media</i>	78.9	78.9	76.6	78.3	75.1	75.4	77.9	78.2
31 Pembuatan perabot <i>Manufacture of furniture</i>	77.3	78.5	77.8	78.4	78.2	78.1	79.8	81.6
4. Petroleum, kimia, getah dan plastik <i>Petroleum, chemical, rubber and plastic</i>	85.0	82.5	81.9	81.6	84.1	82.8	81.9	85.6
19 Pembuatan kok dan produk petroleum bertapis <i>Manufacture of coke and refined petroleum products</i>	90.2	86.6	83.0	82.3	88.2	84.6	81.9	89.7
20 Pembuatan kimia dan produk kimia <i>Manufacture of chemicals and chemical products</i>	82.4	79.5	83.0	82.4	82.0	83.0	84.6	84.1
21 Pembuatan produk farmaseutikal asas, kimia perubatan dan botani <i>Manufacture of basic pharmaceuticals, medicinal chemical and botanical products</i>	72.2	72.3	72.2	72.6	73.5	78.1	73.5	73.6
22 Pembuatan produk getah dan plastik <i>Manufacture of rubber and plastics products</i>	78.1	78.5	78.6	79.5	78.7	79.1	78.7	79.2
5. Produk mineral bukan logam, logam asas dan produk logam yang direka <i>Non-metallic mineral products, basic metal and fabricated metal products</i>	76.8	75.2	75.1	76.8	75.2	76.9	74.9	77.5
23 Pembuatan produk galian bukan logam lain <i>Manufacture of other non-metallic mineral products</i>	75.2	72.5	74.1	74.1	75.8	76.1	74.5	76.4
24 Pembuatan logam asas <i>Manufacture of basic metals</i>	78.6	75.4	73.5	77.2	73.6	79.1	74.9	78.9
25 Pembuatan produk logam, kecuali mesin dan kelengkapan <i>Manufacture of fabricated metal products, except machinery and equipment</i>	76.6	77.2	77.3	78.4	76.0	75.7	75.2	77.1
6. Produk elektrik dan elektronik <i>Electrical and electronic products</i>	78.9	80.6	82.1	81.1	80.9	80.3	80.5	81.2
26 Pembuatan komputer, produk elektronik dan optikal <i>Manufacture of computer, electronics and optical products</i>	78.8	81.2	82.9	82.0	81.8	81.0	81.5	82.2
27 Pembuatan kelengkapan elektrik <i>Manufacture of electrical equipment</i>	79.6	76.7	78.2	77.1	76.5	77.0	76.6	76.6
28 Pembuatan jentera dan peralatan t.t.t.l. <i>Manufacture of machinery and equipment n.e.c.</i>	78.9	79.6	78.5	76.9	77.9	77.0	75.3	77.1
7. Kelengkapan pengangkutan dan pembuatan lain <i>Transport equipment and other manufactures</i>	76.7	76.4	75.8	77.4	75.1	73.4	71.3	74.3
29 Pembuatan kenderaan bermotor, treler dan semi treler <i>Manufacture of motor vehicles, trailers and semi-trailers</i>	76.4	77.5	76.9	79.6	74.6	73.5	70.4	72.7
30 Pembuatan kelengkapan pengangkutan lain <i>Manufacture of other transport equipment</i>	78.8	75.9	73.6	72.7	77.1	71.5	71.9	77.7
32 Pembuatan lain <i>Other manufacturing</i>	79.0	75.4	76.5	74.6	73.4	77.8	75.3	77.2
33 Pembaikan dan pemasangan jentera dan kelengkapan <i>Repair and installation of machinery and equipment</i>	68.7	62.6	69.6	70.8	75.8	73.5	77.1	78.1
Malaysia	80.2	79.9	80.2	80.2	80.3	80.0	79.2	81.3

2017		2018				2019				2020					
Q1	Q2	Q3	Q4	Q1	Q2	Q3	Q4	Q1	Q2	Q3	Q4	Q1	Q2	Q3	Q4
70.3	73.3	74.5	63.8	65.8	71.7	74.1	72.6	71.5	72.9	73.5	75.1	69.3	60.9	69.6	66.8
73.8	78.0	76.7	76.9	76.0	75.5	75.5	79.0	74.4	74.9	73.8	71.5	73.1	75.2	74.9	72.3
64.6	69.2	72.6	62.7	63.9	73.0	77.0	73.5	67.6	70.1	71.6	76.4	68.0	54.5	67.5	71.2
80.0	78.5	77.2	56.2	62.4	66.3	66.6	66.0	78.1	77.4	77.2	74.8	66.8	47.9	70.4	53.6
78.8	73.8	79.0	79.4	75.6	81.4	77.8	77.5	76.8	77.5	78.1	78.7	73.6	57.7	70.4	72.0
73.9	65.7	73.3	72.4	64.3	75.6	68.3	68.3	69.3	68.6	69.1	69.4	71.7	54.1	68.3	68.7
83.0	81.2	85.3	87.4	87.4	87.5	87.4	87.5	85.3	87.0	87.6	88.3	75.8	60.8	72.1	74.8
83.7	81.3	79.7	79.3	80.6	83.9	83.5	79.4	75.9	79.2	79.8	82.1	72.4	61.5	72.8	75.7
77.1	77.1	77.6	78.1	77.4	78.2	78.6	77.7	76.9	77.1	76.8	77.1	72.0	62.0	72.6	73.1
75.1	73.9	74.5	76.7	74.4	74.7	76.1	76.2	74.8	74.4	73.3	73.0	67.3	62.4	70.3	70.1
77.7	78.1	78.1	78.8	81.2	80.7	81.2	80.7	78.2	79.1	78.7	80.2	74.4	68.4	75.7	77.1
74.6	79.0	79.1	75.4	74.9	79.2	78.7	72.8	75.5	78.6	78.2	75.9	73.8	62.9	72.6	70.1
82.1	80.3	81.3	82.2	79.9	80.2	79.7	80.2	80.1	78.3	79.6	81.6	75.9	51.2	72.8	75.5
83.2	80.3	83.6	83.9	83.8	82.7	81.3	81.9	76.7	80.2	81.4	82.0	71.5	62.7	73.3	74.5
88.6	82.8	87.8	88.4	85.8	85.9	81.8	83.9	74.4	79.8	83.5	83.7	65.7	50.9	67.0	68.3
78.2	77.4	79.4	79.5	84.0	81.0	82.2	82.0	79.8	82.2	80.6	81.8	76.1	71.6	77.9	79.5
69.3	71.2	72.5	76.5	74.8	72.9	76.0	74.6	72.9	75.0	74.5	70.6	73.0	70.5	76.0	75.1
79.5	79.3	80.9	80.7	79.6	78.5	79.3	78.3	77.6	78.6	78.5	79.4	77.6	75.0	79.9	80.8
74.9	73.3	74.4	75.7	75.9	75.4	76.3	75.6	74.0	74.5	75.1	75.0	68.9	59.0	71.8	72.4
73.5	71.6	71.3	73.1	72.7	72.4	73.8	72.1	71.8	71.6	72.0	72.9	64.4	53.3	69.1	69.7
78.3	75.0	79.0	79.0	77.4	76.6	77.6	76.8	73.3	75.6	77.5	76.5	69.0	60.3	70.5	72.2
73.3	73.3	73.3	75.3	77.1	76.7	77.2	77.3	76.2	75.8	75.5	75.5	72.2	61.9	74.7	74.5
79.4	78.9	82.0	81.0	79.5	79.1	80.1	76.8	75.9	77.0	78.7	77.8	71.8	62.0	73.9	75.3
79.5	79.0	82.8	81.5	79.2	79.0	80.6	76.6	75.3	76.8	79.0	77.5	71.7	61.4	73.7	75.1
79.7	80.4	82.5	81.2	81.3	82.0	79.5	79.8	80.9	79.6	79.8	80.7	73.2	63.4	76.0	74.5
77.9	76.2	74.4	75.5	79.2	76.4	75.6	74.4	74.6	75.6	75.0	76.6	70.7	65.1	73.0	78.9
73.3	72.7	72.3	74.5	77.1	78.0	74.4	77.3	78.8	77.5	77.9	78.4	71.0	52.7	71.9	73.5
70.1	70.8	69.0	72.4	77.9	80.6	74.7	78.3	80.1	77.6	78.5	79.4	68.8	46.5	71.4	72.9
79.8	74.1	77.8	79.1	75.2	73.0	73.1	77.9	79.8	79.6	78.5	76.0	76.0	60.2	68.8	73.4
77.6	76.2	77.5	75.0	74.3	73.7	73.0	74.6	75.1	77.4	76.0	76.6	72.0	65.9	77.0	75.6
76.2	78.3	78.1	79.0	78.9	75.4	76.6	72.3	71.5	72.4	74.6	78.7	73.7	66.0	75.6	75.3
79.1	77.7	80.1	80.0	79.7	79.4	79.1	78.3	76.1	77.7	78.8	78.7	71.2	60.8	73.0	74.1

1b Kapasiti Penggunaan Industri Pembuatan mengikut Subsektor - Suku Tahunan
Manufacturing Industry Capacity Utilisation by Sub-sector - Quarterly

Keterangan Subsektor <i>Sub-sector Description</i>	2021				2022				2023
	Q1	Q2	Q3	Q4	Q1	Q2	Q3	Q4	Q1
1. Makanan, minuman dan tembakau <i>Food, beverages and tobacco</i>	71.9	63.2	58.5	75.5	85.3	82.2	77.9	79.5	75.2
10 Pembuatan produk makanan <i>Manufacture of food products</i>	75.1	76.2	77.1	71.8	74.2	74.4	78.9	78.0	77.6
11 Pembuatan minuman <i>Manufacture of beverages</i>	66.9	62.7	64.1	75.5	83.2	80.5	81.8	80.7	77.9
12 Pembuatan produk tembakau <i>Manufacture of tobacco products</i>	80.3	55.1	32.1	77.9	98.2	91.7	68.8	77.8	67.8
2. Tekstil, pakaian, kulit dan kasut <i>Textiles, wearing apparel, leather and footwear</i>	77.9	75.6	69.2	75.4	80.9	81.4	82.4	79.3	74.5
13 Pembuatan tekstil <i>Manufacture of textiles</i>	78.4	75.7	68.2	72.4	86.6	83.0	87.7	84.6	72.2
14 Pembuatan pakaian <i>Manufacture of wearing apparel</i>	78.5	76.4	70.8	79.2	73.3	78.4	74.2	70.6	73.7
15 Pembuatan produk kulit dan barangan berkaitan <i>Manufacture of leather and related products</i>	73.2	71.4	66.9	73.4	87.7	86.9	92.4	92.8	86.1
3. Produk kayu, perabot, keluaran kertas dan percetakan <i>Wood products, furniture, paper products and printing</i>	73.2	70.3	66.8	73.4	78.3	78.6	78.9	76.7	75.4
16 Pembuatan kayu dan produk kayu dan gabus, kecuali perabot; pembuatan bagi artikel jerami dan bahan-bahan anyaman <i>Manufacture of wood and products of wood and cork, except furniture; manufacture of articles of straw and plaiting materials</i>	69.0	68.3	66.6	71.7	72.6	73.5	73.5	70.8	68.4
17 Pembuatan kertas dan produk kertas <i>Manufacture of paper and paper products</i>	77.6	75.3	70.4	73.3	82.7	79.3	78.4	76.6	77.3
18 Percetakan dan penerbitan semula media rakaman <i>Printing and reproduction of recorded media</i>	74.4	69.4	65.1	74.5	78.0	82.8	84.5	82.8	82.5
31 Pembuatan perabot <i>Manufacture of furniture</i>	74.0	67.6	63.7	75.7	83.1	83.9	85.1	83.0	80.3
4. Petroleum, kimia, getah dan plastik <i>Petroleum, chemical, rubber and plastic</i>	79.6	77.6	70.4	72.4	82.6	77.7	80.7	82.1	80.8
19 Pembuatan kok dan produk petroleum bertapis <i>Manufacture of coke and refined petroleum products</i>	78.7	77.3	64.2	63.2	84.4	74.7	81.6	85.7	82.2
20 Pembuatan kimia dan produk kimia <i>Manufacture of chemicals and chemical products</i>	81.8	78.8	78.2	81.9	81.0	80.1	79.9	79.5	80.0
21 Pembuatan produk farmaseutikal asas, kimia perubatan dan botani <i>Manufacture of basic pharmaceuticals, medicinal chemical and botanical products</i>	72.9	71.2	74.4	71.2	76.7	79.8	86.4	77.0	82.8
22 Pembuatan produk getah dan plastik <i>Manufacture of rubber and plastics products</i>	78.8	77.0	72.3	78.8	81.1	80.5	79.4	78.5	78.9
5. Produk mineral bukan logam, logam asas dan produk logam yang direka <i>Non-metallic mineral products, basic metal and fabricated metal products</i>	73.3	67.2	64.9	72.3	79.4	78.8	79.9	78.7	78.9
23 Pembuatan produk galian bukan logam lain <i>Manufacture of other non-metallic mineral products</i>	71.4	65.8	63.6	70.9	78.9	80.6	81.8	79.1	77.4
24 Pembuatan logam asas <i>Manufacture of basic metals</i>	72.2	65.4	64.6	72.8	78.2	76.4	78.6	75.7	78.4
25 Pembuatan produk logam, kecuali mesin dan kelengkapan <i>Manufacture of fabricated metal products, except machinery and equipment</i>	75.5	69.7	66.2	72.9	80.7	79.3	79.5	80.9	80.6
6. Produk elektrik dan elektronik <i>Electrical and electronic products</i>	76.3	77.1	74.5	79.1	80.7	79.6	82.2	79.7	78.9
26 Pembuatan komputer, produk elektronik dan optikal <i>Manufacture of computer, electronics and optical products</i>	76.1	77.7	75.1	78.7	80.4	79.1	81.7	79.2	78.4
27 Pembuatan kelengkapan elektrik <i>Manufacture of electrical equipment</i>	76.6	76.7	73.5	81.7	82.2	80.8	85.2	82.9	81.0
28 Pembuatan jentera dan peralatan t.t.t.l. <i>Manufacture of machinery and equipment n.e.c.</i>	77.5	71.4	69.6	78.7	81.7	82.3	83.1	79.8	80.3
7. Kelengkapan pengangkutan dan pembuatan lain <i>Transport equipment and other manufactures</i>	76.4	67.8	60.2	76.0	81.0	80.6	84.2	80.5	84.0
29 Pembuatan kenderaan bermotor, treler dan semi treler <i>Manufacture of motor vehicles, trailers and semi-trailers</i>	77.8	64.9	55.2	77.9	82.6	81.6	86.3	81.3	86.1
30 Pembuatan kelengkapan pengangkutan lain <i>Manufacture of other transport equipment</i>	72.8	73.1	69.4	72.4	78.1	82.0	82.3	82.8	79.8
32 Pembuatan lain <i>Other manufacturing</i>	75.0	71.8	68.1	72.8	75.9	75.9	77.9	77.8	80.6
33 Pembaikan dan pemasangan jentera dan kelengkapan <i>Repair and installation of machinery and equipment</i>	76.0	71.5	66.4	74.8	82.3	76.1	80.2	75.7	82.8
Malaysia	76.7	74.3	69.6	75.1	81.1	79.0	81.3	80.2	79.6

1c Kapasiti Penggunaan Industri Pembuatan mengikut Subsektor - Bulanan
Manufacturing Industry Capacity Utilisation by Sub-sector - Monthly

Keterangan Subsektor <i>Sub-sector Description</i>	2015							
	Jan.	Feb.	Mac	Apr.	Mei	Jun	Jul.	Ogo.
1 Makanan, minuman dan tembakau <i>Food, beverages and tobacco</i>	75.4	64.8	75.0	72.9	79.5	77.3	79.2	74.5
10 Pembuatan produk makanan <i>Manufacture of food products</i>	71.7	68.0	75.2	74.8	78.2	80.4	76.9	80.1
11 Pembuatan minuman <i>Manufacture of beverages</i>	80.3	69.7	72.7	73.0	79.6	79.4	79.5	70.0
12 Pembuatan produk tembakau <i>Manufacture of tobacco products</i>	67.7	52.5	79.7	71.3	80.3	71.0	80.2	80.3
2 Tekstil, pakaian, kulit dan kasut <i>Textiles, wearing apparel, leather and footwear</i>	80.7	76.5	83.3	84.0	80.3	86.9	86.9	85.7
13 Pembuatan tekstil <i>Manufacture of textiles</i>	72.8	70.5	79.3	77.5	70.7	82.2	82.7	80.9
14 Pembuatan pakaian <i>Manufacture of wearing apparel</i>	88.7	82.8	87.6	92.1	91.3	93.5	92.6	92.1
15 Pembuatan produk kulit dan barangan berkaitan <i>Manufacture of leather and related products</i>	84.3	78.0	84.1	82.1	81.1	82.6	83.6	82.2
3 Produk kayu, perabot, keluaran kertas dan percetakan <i>Wood products, furniture, paper products and printing</i>	79.2	75.8	76.8	77.2	78.1	77.7	76.7	76.8
16 Pembuatan kayu dan produk kayu dan gabus, kecuali perabot; pembuatan bagi artikel jerami dan bahan-bahan anyaman <i>Manufacture of wood and products of wood and cork, except furniture; manufacture of articles of straw and plaiting materials</i>	79.1	75.3	75.2	75.9	77.3	76.0	75.7	78.2
17 Pembuatan kertas dan produk kertas <i>Manufacture of paper and paper products</i>	78.7	74.2	78.5	78.9	78.1	77.4	74.9	75.9
18 Percetakan dan penerbitan semula media rakaman <i>Printing and reproduction of recorded media</i>	80.5	79.2	77.1	75.9	79.6	81.4	80.5	75.0
31 Pembuatan perabot <i>Manufacture of furniture</i>	79.0	75.8	77.0	79.1	78.3	78.2	78.2	77.2
4 Petroleum, kimia, getah dan plastik <i>Petroleum, chemical, rubber and plastic</i>	85.3	84.8	85.0	81.6	82.4	83.5	85.0	78.8
19 Pembuatan kok dan produk petroleum bertapis <i>Manufacture of coke and refined petroleum products</i>	90.6	90.5	89.6	83.1	87.4	89.3	89.7	75.4
20 Pembuatan kimia dan produk kimia <i>Manufacture of chemicals and chemical products</i>	82.3	82.6	82.3	81.5	78.0	78.9	84.4	83.9
21 Pembuatan produk farmaseutikal asas, kimia perubatan dan botani <i>Manufacture of basic pharmaceuticals, medicinal chemical and botanical products</i>	75.0	70.1	71.5	71.4	71.5	73.8	70.0	73.5
22 Pembuatan produk getah dan plastik <i>Manufacture of rubber and plastics products</i>	78.6	76.4	79.5	79.2	78.4	77.8	76.7	79.5
5 Produk mineral bukan logam, logam asas dan produk logam yang direka <i>Non-metallic mineral products, basic metal and fabricated metal products</i>	78.2	74.6	77.8	76.2	75.4	74.1	73.5	76.3
23 Pembuatan produk galian bukan logam lain <i>Manufacture of other non-metallic mineral products</i>	76.4	75.0	74.3	73.4	71.7	72.4	71.5	75.7
24 Pembuatan logam asas <i>Manufacture of basic metals</i>	80.9	74.2	80.7	77.6	77.0	71.5	71.1	75.2
25 Pembuatan produk logam, kecuali mesin dan kelengkapan <i>Manufacture of fabricated metal products, except machinery and equipment</i>	77.4	74.6	78.0	77.1	76.9	77.7	76.9	77.7
6 Produk elektrik dan elektronik <i>Electrical and electronic products</i>	79.0	77.6	80.1	79.9	80.5	81.4	80.4	81.2
26 Pembuatan komputer, produk elektronik dan optikal <i>Manufacture of computer, electronics and optical products</i>	78.9	77.5	80.0	80.2	81.3	82.0	80.8	81.9
27 Pembuatan kelengkapan elektrik <i>Manufacture of electrical equipment</i>	80.2	78.6	79.9	77.4	75.0	77.9	78.6	77.3
28 Pembuatan jentera dan peralatan t.t.t.l. <i>Manufacture of machinery and equipment n.e.c.</i>	78.8	76.8	81.2	80.6	78.8	79.4	77.3	78.8
7 Kelengkapan pengangkutan dan pembuatan lain <i>Transport equipment and other manufactures</i>	75.7	77.7	76.7	76.6	78.9	73.5	74.6	77.0
29 Pembuatan kenderaan bermotor, treler dan semi treler <i>Manufacture of motor vehicles, trailers and semi-trailers</i>	74.1	77.9	77.1	78.0	81.3	73.3	74.6	77.8
30 Pembuatan kelengkapan pengangkutan lain <i>Manufacture of other transport equipment</i>	80.4	77.1	78.9	75.9	77.1	74.7	74.4	76.8
32 Pembuatan lain <i>Other manufacturing</i>	81.4	77.9	77.6	76.8	73.7	75.8	78.2	73.1
33 Pembaikan dan pemasangan jentera dan kelengkapan <i>Repair and installation of machinery and equipment</i>	69.6	76.6	60.0	59.2	59.6	69.1	69.6	70.6
Malaysia	80.7	79.2	80.9	79.5	80.1	80.2	80.3	79.1

1c Kapasiti Penggunaan Industri Pembuatan mengikut Subsektor - Bulanan
Manufacturing Industry Capacity Utilisation by Sub-sector - Monthly

Keterangan Subsektor <i>Sub-sector Description</i>	2016							
	Sep.	Okt.	Nov.	Dis.	Jan.	Feb.	Mac	Apr.
1 Makanan, minuman dan tembakau <i>Food, beverages and tobacco</i>	71.8	73.0	75.3	78.7	76.4	65.7	75.3	79.3
10 Pembuatan produk makanan <i>Manufacture of food products</i>	77.8	73.7	71.5	73.6	76.5	70.4	74.0	74.4
11 Pembuatan minuman <i>Manufacture of beverages</i>	70.3	73.7	77.2	79.5	83.2	70.3	69.3	76.1
12 Pembuatan produk tembakau <i>Manufacture of tobacco products</i>	71.2	71.1	73.7	80.4	62.1	52.6	88.8	89.6
2 Tekstil, pakaian, kulit dan kasut <i>Textiles, wearing apparel, leather and footwear</i>	85.9	89.3	87.8	88.7	89.5	85.3	88.2	87.6
13 Pembuatan tekstil <i>Manufacture of textiles</i>	82.8	89.7	88.5	89.2	89.2	86.4	87.1	87.1
14 Pembuatan pakaian <i>Manufacture of wearing apparel</i>	90.7	90.9	88.5	89.6	91.4	84.7	90.7	88.9
15 Pembuatan produk kulit dan barangan berkaitan <i>Manufacture of leather and related products</i>	81.4	81.2	82.0	83.0	83.3	82.0	83.0	85.2
3 Produk kayu, perabot, keluaran kertas dan percetakan <i>Wood products, furniture, paper products and printing</i>	77.5	79.2	77.2	77.2	77.3	73.5	77.4	76.0
16 Pembuatan kayu dan produk kayu dan gabus, kecuali perabot; pembuatan bagi artikel jerami dan bahan-bahan anyaman <i>Manufacture of wood and products of wood and cork, except furniture; manufacture of articles of straw and plaiting materials</i>	78.9	78.7	77.6	75.9	75.9	71.3	75.0	74.3
17 Pembuatan kertas dan produk kertas <i>Manufacture of paper and paper products</i>	77.5	79.8	76.3	77.2	78.0	74.9	81.8	78.7
18 Percetakan dan penerbitan semula media rakaman <i>Printing and reproduction of recorded media</i>	74.2	79.2	76.8	78.8	77.3	73.8	74.2	73.9
31 Pembuatan perabot <i>Manufacture of furniture</i>	78.0	79.2	77.9	78.1	79.2	76.0	79.3	78.2
4 Petroleum, kimia, getah dan plastik <i>Petroleum, chemical, rubber and plastic</i>	81.9	85.9	77.3	81.7	84.1	83.6	84.6	80.1
19 Pembuatan kok dan produk petroleum bertapis <i>Manufacture of coke and refined petroleum products</i>	84.0	89.8	74.1	83.0	88.8	88.3	87.7	78.9
20 Pembuatan kimia dan produk kimia <i>Manufacture of chemicals and chemical products</i>	80.7	84.6	80.6	81.8	81.3	81.1	83.7	82.4
21 Pembuatan produk farmaseutikal asas, kimia perubatan dan botani <i>Manufacture of basic pharmaceuticals, medicinal chemical and botanical products</i>	73.1	71.8	75.7	70.2	75.7	71.3	73.5	75.4
22 Pembuatan produk getah dan plastik <i>Manufacture of rubber and plastics products</i>	79.5	79.9	79.4	79.4	78.4	77.6	79.9	79.7
5 Produk mineral bukan logam, logam asas dan produk logam yang direka <i>Non-metallic mineral products, basic metal and fabricated metal products</i>	75.6	77.8	75.9	76.6	76.8	72.6	76.1	76.9
23 Pembuatan produk galian bukan logam lain <i>Manufacture of other non-metallic mineral products</i>	75.1	76.6	73.6	72.2	77.9	73.6	75.9	76.9
24 Pembuatan logam asas <i>Manufacture of basic metals</i>	74.2	78.4	74.7	78.5	74.2	69.8	76.8	78.0
25 Pembuatan produk logam, kecuali mesin dan kelengkapan <i>Manufacture of fabricated metal products, except machinery and equipment</i>	77.1	78.2	78.7	78.3	78.1	74.1	75.8	75.9
6 Produk elektrik dan elektronik <i>Electrical and electronic products</i>	84.7	82.3	81.2	79.8	80.6	79.2	83.0	80.3
26 Pembuatan komputer, produk elektronik dan optikal <i>Manufacture of computer, electronics and optical products</i>	85.9	83.4	82.0	80.5	81.4	79.9	84.1	80.9
27 Pembuatan kelengkapan elektrik <i>Manufacture of electrical equipment</i>	78.5	77.3	77.4	76.6	76.5	75.4	77.6	77.4
28 Pembuatan jentera dan peralatan t.t.t.l. <i>Manufacture of machinery and equipment n.e.c.</i>	79.3	77.0	77.3	76.3	78.0	77.7	78.1	77.4
7 Kelengkapan pengangkutan dan pembuatan lain <i>Transport equipment and other manufactures</i>	76.0	79.0	77.4	76.0	73.7	73.4	78.0	74.4
29 Pembuatan kenderaan bermotor, treler dan semi treler <i>Manufacture of motor vehicles, trailers and semi-trailers</i>	78.3	80.9	80.8	77.2	72.9	72.9	77.8	76.2
30 Pembuatan kelengkapan pengangkutan lain <i>Manufacture of other transport equipment</i>	69.4	74.8	68.8	74.4	74.9	76.7	79.8	68.3
32 Pembuatan lain <i>Other manufacturing</i>	78.3	78.0	72.9	73.0	75.8	68.9	75.5	77.0
33 Pembaikan dan pemasangan jentera dan kelengkapan <i>Repair and installation of machinery and equipment</i>	68.6	71.2	71.7	69.4	77.2	72.9	77.2	71.1
Malaysia	81.1	82.3	78.6	79.6	80.5	78.7	81.7	79.1

2017															
Mei	Jun	Jul.	Ogo.	Sep.	Okt.	Nov.	Dis.	Jan.	Feb.	Mac	Apr.	Mei	Jun	Jul.	Ogo.
84.2	81.5	70.6	79.3	73.1	72.7	73.6	75.1	70.6	69.6	70.6	72.2	75.8	71.9	77.1	72.9
76.5	74.4	74.0	77.1	75.2	78.2	75.6	76.4	73.3	73.5	74.7	79.2	78.5	76.2	76.3	76.8
84.0	84.3	77.8	75.3	73.4	76.0	78.4	72.0	69.6	61.4	62.7	64.1	74.8	68.6	76.0	72.5
89.8	80.5	53.2	89.1	71.1	62.1	62.1	80.6	70.9	84.5	84.6	84.3	75.7	75.6	80.1	71.0
86.9	88.8	88.1	88.6	87.3	88.1	86.7	85.7	78.1	77.1	81.1	76.5	75.1	69.9	75.0	80.2
87.6	88.6	88.1	88.7	84.7	86.2	82.4	87.1	70.9	73.7	77.1	68.1	66.1	62.8	65.3	75.3
87.6	90.3	89.7	89.9	90.9	91.5	91.8	84.8	84.7	79.7	84.7	84.6	83.7	75.4	85.0	85.5
81.2	83.7	81.5	82.3	84.7	83.5	85.5	82.3	83.9	82.3	84.8	82.7	80.9	80.4	79.8	81.4
77.4	76.8	74.5	78.9	77.9	78.5	77.1	79.0	77.3	76.3	77.7	78.2	78.1	75.0	77.8	78.2
74.4	73.4	71.0	75.4	73.5	75.7	74.5	76.1	76.0	74.0	75.4	75.2	75.5	71.0	74.9	75.0
82.0	81.7	76.4	83.5	81.3	79.8	78.6	82.1	77.6	77.1	78.3	79.1	80.3	74.9	80.1	77.0
77.0	75.2	75.8	77.2	80.8	80.4	76.3	78.0	74.6	74.5	74.5	82.5	75.8	78.8	78.5	82.6
77.6	78.4	78.3	81.5	79.7	80.7	81.9	82.2	81.7	80.9	83.6	79.2	82.0	79.5	79.8	82.3
83.3	85.1	83.1	80.6	82.0	85.0	85.4	86.3	84.3	83.2	82.2	76.7	79.1	85.1	84.9	83.7
86.3	88.5	83.9	79.5	82.2	88.0	89.2	91.9	90.0	89.4	86.2	76.1	81.8	90.7	90.8	88.3
82.4	84.4	85.8	83.8	84.4	85.0	84.1	83.3	79.4	77.2	77.9	75.7	75.5	81.1	78.9	78.5
78.6	80.4	70.6	75.9	74.1	73.9	74.3	72.5	72.9	64.3	70.6	74.2	69.0	70.4	72.0	73.4
78.5	79.0	78.2	79.0	78.9	79.3	79.4	79.0	79.0	79.2	80.3	79.6	78.9	79.5	80.8	81.4
77.2	76.7	72.4	75.8	76.4	76.9	77.7	77.8	75.5	73.7	75.5	73.8	74.4	71.8	75.2	75.4
76.1	75.3	72.4	75.7	75.4	76.0	77.4	75.7	76.3	72.8	71.5	72.6	70.6	71.6	71.4	71.7
79.9	79.5	71.0	76.7	76.9	78.1	78.5	80.1	78.9	74.4	81.7	75.8	77.7	71.6	80.1	81.7
75.9	75.4	73.6	75.2	76.7	76.6	77.3	77.5	72.2	73.9	73.7	73.2	74.7	72.0	74.3	73.4
79.6	81.0	76.9	81.7	82.9	81.4	81.2	81.1	78.7	78.8	80.7	78.4	79.9	78.4	80.3	82.4
80.4	81.8	77.5	82.6	84.4	82.6	82.3	81.8	78.5	79.0	81.0	78.2	80.1	78.9	80.5	83.1
76.0	77.6	75.4	78.3	76.1	75.5	75.9	78.4	80.2	79.4	79.6	80.6	81.2	79.3	83.2	82.8
76.0	77.5	72.8	77.4	75.7	77.5	77.1	76.6	78.3	76.2	79.3	78.2	77.2	73.1	74.4	75.1
73.8	72.0	72.8	69.5	71.7	73.6	74.5	74.8	75.2	72.2	72.4	70.7	73.8	73.6	74.0	71.6
73.8	70.4	74.3	66.6	70.3	73.2	72.6	72.3	71.3	68.3	70.8	66.8	72.2	73.4	72.2	67.7
72.3	73.9	65.9	74.1	75.6	73.3	79.5	80.4	84.6	81.9	73.0	76.9	75.3	70.2	77.3	76.9
78.3	78.0	75.8	78.9	71.2	75.2	76.1	80.2	80.9	74.2	77.7	76.0	75.5	77.0	76.2	78.5
72.8	76.4	76.9	77.8	76.6	78.2	77.2	78.8	75.4	76.7	76.6	77.4	79.7	77.6	78.3	78.7
80.0	80.8	77.9	79.4	80.3	81.0	81.2	81.6	79.4	78.5	79.3	76.3	78.0	78.7	80.1	80.3

1c Kapasiti Penggunaan Industri Pembuatan mengikut Subsektor - Bulanan
Manufacturing Industry Capacity Utilisation by Sub-sector - Monthly

Keterangan Subsektor <i>Sub-sector Description</i>	2018							
	Sep.	Okt.	Nov.	Dis.	Jan.	Feb.	Mac	Apr.
1 Makanan, minuman dan tembakau <i>Food, beverages and tobacco</i>	73.6	62.6	64.0	64.9	66.7	61.8	68.9	74.1
10 Pembuatan produk makanan <i>Manufacture of food products</i>	76.9	79.1	75.4	76.2	77.2	71.6	79.3	79.4
11 Pembuatan minuman <i>Manufacture of beverages</i>	69.2	60.9	65.1	62.2	68.0	56.0	67.8	76.1
12 Pembuatan produk tembakau <i>Manufacture of tobacco products</i>	80.5	53.6	53.0	62.1	56.1	67.2	63.8	65.6
2 Tekstil, pakaian, kulit dan kasut <i>Textiles, wearing apparel, leather and footwear</i>	81.8	80.4	77.4	80.6	78.0	73.3	75.5	78.6
13 Pembuatan tekstil <i>Manufacture of textiles</i>	79.4	74.9	68.5	73.9	69.0	61.5	62.2	69.5
14 Pembuatan pakaian <i>Manufacture of wearing apparel</i>	85.4	86.7	87.0	88.4	87.6	85.6	88.9	88.0
15 Pembuatan produk kulit dan barangan berkaitan <i>Manufacture of leather and related products</i>	77.7	79.5	78.8	79.5	80.5	78.4	83.0	83.2
3 Produk kayu, perabot, keluaran kertas dan percetakan <i>Wood products, furniture, paper products and printing</i>	76.6	78.6	78.2	77.6	78.3	74.6	79.3	78.2
16 Pembuatan kayu dan produk kayu dan gabus, kecuali perabot; pembuatan bagi artikel jerami dan bahan-bahan anyaman <i>Manufacture of wood and products of wood and cork, except furniture; manufacture of articles of straw and plaiting materials</i>	73.7	77.4	75.7	76.9	76.1	70.2	77.1	75.6
17 Pembuatan kertas dan produk kertas <i>Manufacture of paper and paper products</i>	77.2	79.0	79.5	78.0	83.1	79.2	81.2	81.9
18 Percetakan dan penerbitan semula media rakaman <i>Printing and reproduction of recorded media</i>	76.3	77.0	75.4	73.7	72.6	72.5	79.6	76.5
31 Pembuatan perabot <i>Manufacture of furniture</i>	81.6	81.8	83.2	81.6	80.5	78.6	80.6	79.5
4 Petroleum, kimia, getah dan plastik <i>Petroleum, chemical, rubber and plastic</i>	82.4	84.0	84.0	83.7	85.3	82.9	83.2	82.8
19 Pembuatan kok dan produk petroleum bertapis <i>Manufacture of coke and refined petroleum products</i>	84.4	87.2	89.5	88.5	88.6	84.1	84.8	86.2
20 Pembuatan kimia dan produk kimia <i>Manufacture of chemicals and chemical products</i>	80.9	81.5	77.9	79.1	84.2	84.4	83.4	80.2
21 Pembuatan produk farmaseutikal asas, kimia perubatan dan botani <i>Manufacture of basic pharmaceuticals, medicinal chemical and botanical products</i>	72.2	76.0	79.9	73.7	75.6	73.8	75.0	72.2
22 Pembuatan produk getah dan plastik <i>Manufacture of rubber and plastics products</i>	80.6	81.1	80.7	80.2	80.3	78.5	79.9	79.4
5 Produk mineral bukan logam, logam asas dan produk logam yang direka <i>Non-metallic mineral products, basic metal and fabricated metal products</i>	72.7	75.2	76.1	75.9	77.1	73.1	77.4	76.9
23 Pembuatan produk galian bukan logam lain <i>Manufacture of other non-metallic mineral products</i>	70.7	72.6	74.2	72.5	74.2	69.6	74.5	73.8
24 Pembuatan logam asas <i>Manufacture of basic metals</i>	75.2	78.9	79.6	78.5	78.7	73.7	79.9	78.8
25 Pembuatan produk logam, kecuali mesin dan kelengkapan <i>Manufacture of fabricated metal products, except machinery and equipment</i>	72.4	74.5	74.8	76.6	78.0	75.4	77.8	77.7
6 Produk elektrik dan elektronik <i>Electrical and electronic products</i>	83.5	81.5	81.3	80.1	78.2	76.9	83.2	79.4
26 Pembuatan komputer, produk elektronik dan optikal <i>Manufacture of computer, electronics and optical products</i>	84.9	82.2	81.9	80.5	77.7	76.4	83.5	78.9
27 Pembuatan kelengkapan elektrik <i>Manufacture of electrical equipment</i>	81.4	82.1	81.2	80.4	81.7	80.2	82.0	83.3
28 Pembuatan jentera dan peralatan t.t.t.l. <i>Manufacture of machinery and equipment n.e.c.</i>	73.8	74.8	76.2	75.4	77.8	77.3	82.5	79.0
7 Kelengkapan pengangkutan dan pembuatan lain <i>Transport equipment and other manufactures</i>	71.3	69.3	77.1	77.2	79.5	75.3	76.5	77.4
29 Pembuatan kenderaan bermotor, treler dan semi treler <i>Manufacture of motor vehicles, trailers and semi-trailers</i>	67.0	64.1	76.3	76.7	79.9	74.3	79.6	80.9
30 Pembuatan kelengkapan pengangkutan lain <i>Manufacture of other transport equipment</i>	79.1	77.9	80.0	79.5	79.9	77.8	67.8	68.5
32 Pembuatan lain <i>Other manufacturing</i>	77.8	75.7	74.0	75.4	77.0	73.4	72.4	74.7
33 Pembaikan dan pemasangan jentera dan kelengkapan <i>Repair and installation of machinery and equipment</i>	77.3	79.5	80.0	77.5	79.6	78.8	78.3	75.5
Malaysia	79.8	79.7	80.4	79.9	80.2	77.7	81.1	79.7

2019															
Mei	Jun	Jul.	Ogo.	Sep.	Okt.	Nov.	Dis.	Jan.	Feb.	Mac	Apr.	Mei	Jun	Jul.	Ogo.
72.9	68.3	76.6	75.9	69.7	73.6	70.4	73.9	74.7	69.3	70.6	77.1	72.7	68.8	71.2	74.9
74.8	72.3	74.9	75.1	76.4	80.4	78.8	78.0	72.0	76.4	74.9	75.4	77.3	72.1	74.1	73.4
75.2	67.7	81.7	80.7	68.6	74.8	69.7	76.0	74.3	63.4	65.2	71.6	72.7	66.1	68.8	72.6
66.4	66.7	66.8	66.0	67.0	66.0	65.5	66.4	77.6	77.3	79.2	90.0	69.8	72.5	74.4	80.9
78.7	86.9	79.2	78.6	75.7	79.2	75.7	77.6	77.4	74.9	78.1	78.1	77.8	76.7	78.7	78.2
69.5	87.9	69.1	69.9	66.0	70.9	65.7	68.3	69.8	68.4	69.9	69.9	67.9	68.1	69.2	69.2
88.3	86.0	89.1	87.4	85.8	88.3	86.2	87.9	86.5	82.1	87.1	86.7	88.3	86.0	89.1	87.6
82.7	85.7	86.4	84.0	80.0	80.0	79.5	78.5	74.5	75.0	78.1	79.8	80.0	77.9	79.8	80.3
79.0	77.2	79.4	79.0	77.5	78.2	76.9	78.0	77.9	74.6	78.1	78.6	77.7	75.1	76.8	77.3
75.4	73.2	76.3	76.1	76.0	76.1	76.1	76.5	76.5	71.6	76.4	76.7	74.6	72.0	72.9	74.4
81.4	78.9	81.6	81.6	80.5	81.6	79.8	80.8	78.9	75.8	79.9	80.4	81.5	75.4	79.2	78.1
81.1	79.9	81.3	80.2	74.6	74.8	69.7	74.0	75.1	75.4	76.0	80.0	77.8	78.2	77.6	80.5
80.7	80.4	80.5	79.7	78.8	80.1	80.3	80.3	81.5	78.0	80.7	78.3	78.3	78.3	80.2	79.2
83.0	82.2	83.7	80.1	79.9	78.7	83.3	83.8	76.5	78.6	75.0	76.5	80.9	83.1	81.6	80.5
85.2	86.4	85.8	79.6	80.0	76.4	87.0	88.2	73.8	77.4	71.9	72.8	80.0	86.5	83.4	82.4
83.3	79.4	83.4	81.7	81.6	82.2	82.2	81.6	79.3	82.0	77.9	80.7	83.8	82.0	81.1	79.0
71.8	74.6	79.5	75.9	72.6	75.4	73.1	75.4	75.8	71.7	71.4	76.1	75.4	73.6	76.1	75.7
78.7	77.3	80.2	79.5	78.1	79.2	77.7	78.0	78.3	76.5	77.9	78.6	79.3	77.8	79.0	78.7
75.7	73.6	77.0	76.3	75.7	76.8	74.7	75.3	75.4	71.4	75.1	76.4	75.2	71.8	75.7	75.4
72.7	70.7	74.4	73.8	73.2	72.9	72.3	71.0	72.6	69.1	73.5	73.9	72.2	68.8	73.4	72.6
77.7	73.4	79.6	77.2	76.1	79.3	73.7	77.6	74.6	70.1	75.1	77.4	77.9	71.5	77.2	78.3
76.6	75.9	77.0	77.5	77.2	78.0	77.3	76.8	78.2	74.2	76.2	77.6	75.4	74.5	76.1	75.2
79.9	78.0	80.5	80.1	79.6	78.8	75.7	75.8	76.8	74.3	76.5	77.0	77.1	76.9	79.9	78.7
79.9	78.2	81.0	80.8	80.1	78.8	75.5	75.5	76.5	73.6	75.8	76.4	76.8	77.1	80.4	79.2
82.2	80.5	79.9	79.3	79.3	81.0	79.2	79.1	81.2	80.1	81.4	81.1	80.9	76.8	79.9	79.5
76.7	73.5	76.6	74.8	75.5	75.7	73.1	74.3	74.0	73.2	76.7	76.7	75.6	74.7	76.1	74.0
79.0	77.6	78.9	74.7	69.6	76.5	79.0	76.4	76.8	80.4	79.1	77.9	78.1	76.5	78.9	76.6
80.6	80.3	82.6	73.9	67.7	78.0	80.7	76.1	76.2	83.8	80.5	77.8	77.8	77.2	79.4	76.8
77.6	72.8	71.3	76.0	72.1	73.8	79.3	80.4	80.9	78.1	80.4	80.8	81.0	76.9	81.1	77.9
74.5	71.8	71.9	75.6	71.6	73.9	76.3	73.4	79.5	71.1	74.8	78.0	78.9	75.3	75.7	75.4
75.1	75.7	77.5	76.4	76.0	74.5	68.9	73.5	69.8	73.0	71.7	72.5	72.6	72.0	74.8	73.7
80.0	78.6	80.7	78.9	77.8	78.1	78.3	78.5	76.6	75.8	76.1	77.0	78.2	77.9	79.4	78.4

1c Kapasiti Penggunaan Industri Pembuatan mengikut Subsektor - Bulanan
Manufacturing Industry Capacity Utilisation by Sub-sector - Monthly

Keterangan Subsektor <i>Sub-sector Description</i>	2020							
	Sep.	Okt.	Nov.	Dis.	Jan.	Feb.	Mac	Apr.
1 Makanan, minuman dan tembakau <i>Food, beverages and tobacco</i>	74.3	75.5	75.2	74.7	72.3	73.2	62.4	54.0
10 Pembuatan produk makanan <i>Manufacture of food products</i>	73.9	71.4	71.4	71.7	72.6	72.9	73.7	71.3
11 Pembuatan minuman <i>Manufacture of beverages</i>	73.5	75.9	76.2	77.1	71.4	73.6	58.9	49.8
12 Pembuatan produk tembakau <i>Manufacture of tobacco products</i>	76.4	77.4	75.6	71.5	73.9	72.5	54.0	1.6
2 Tekstil, pakaian, kulit dan kasut <i>Textiles, wearing apparel, leather and footwear</i>	77.3	78.3	78.5	79.4	77.3	77.0	66.4	45.1
13 Pembuatan tekstil <i>Manufacture of textiles</i>	69.0	69.9	69.9	68.2	76.0	74.4	64.8	39.0
14 Pembuatan pakaian <i>Manufacture of wearing apparel</i>	86.1	86.6	87.5	90.8	78.4	79.9	69.1	52.4
15 Pembuatan produk kulit dan barangan berkaitan <i>Manufacture of leather and related products</i>	79.1	82.1	80.6	83.4	79.0	76.5	61.6	44.0
3 Produk kayu, perabot, keluaran kertas dan percetakan <i>Wood products, furniture, paper products and printing</i>	76.2	77.1	77.4	76.7	75.2	75.7	65.0	50.9
16 Pembuatan kayu dan produk kayu dan gabus, kecuali perabot; pembuatan bagi artikel jerami dan bahan-bahan anyaman <i>Manufacture of wood and products of wood and cork, except furniture; manufacture of articles of straw and plaiting materials</i>	72.5	74.5	72.8	71.7	70.9	71.5	59.6	55.0
17 Pembuatan kertas dan produk kertas <i>Manufacture of paper and paper products</i>	78.8	79.7	81.2	79.7	78.5	78.6	66.1	61.8
18 Percetakan dan penerbitan semula media rakaman <i>Printing and reproduction of recorded media</i>	76.6	74.1	77.0	76.6	73.6	76.4	71.4	47.3
31 Pembuatan perabot <i>Manufacture of furniture</i>	79.4	81.2	81.3	82.3	80.1	79.1	68.6	29.7
4 Petroleum, kimia, getah dan plastik <i>Petroleum, chemical, rubber and plastic</i>	82.1	80.8	83.2	81.9	73.7	74.6	66.3	50.1
19 Pembuatan kok dan produk petroleum bertapis <i>Manufacture of coke and refined petroleum products</i>	84.8	81.6	85.6	83.8	67.5	69.2	60.3	32.0
20 Pembuatan kimia dan produk kimia <i>Manufacture of chemicals and chemical products</i>	81.7	81.4	82.6	81.4	78.1	79.3	70.8	62.8
21 Pembuatan produk farmaseutikal asas, kimia perubatan dan botani <i>Manufacture of basic pharmaceuticals, medicinal chemical and botanical products</i>	71.9	72.3	72.1	67.5	76.2	73.5	69.2	69.4
22 Pembuatan produk getah dan plastik <i>Manufacture of rubber and plastics products</i>	77.7	78.9	79.6	79.6	80.6	79.5	72.7	70.8
5 Produk mineral bukan logam, logam asas dan produk logam yang direka <i>Non-metallic mineral products, basic metal and fabricated metal products</i>	74.1	75.5	74.9	74.7	74.1	72.5	60.1	47.0
23 Pembuatan produk galian bukan logam lain <i>Manufacture of other non-metallic mineral products</i>	70.0	73.1	72.5	73.0	71.4	66.8	55.1	40.2
24 Pembuatan logam asas <i>Manufacture of basic metals</i>	76.9	78.5	76.3	74.7	74.9	72.5	59.5	49.3
25 Pembuatan produk logam, kecuali mesin dan kelengkapan <i>Manufacture of fabricated metal products, except machinery and equipment</i>	75.1	75.0	75.6	75.9	75.6	76.7	64.2	49.2
6 Produk elektrik dan elektronik <i>Electrical and electronic products</i>	77.4	78.4	77.1	77.9	75.5	76.1	63.8	48.4
26 Pembuatan komputer, produk elektronik dan optikal <i>Manufacture of computer, electronics and optical products</i>	77.3	78.2	76.6	77.8	75.0	76.1	64.2	47.9
27 Pembuatan kelengkapan elektrik <i>Manufacture of electrical equipment</i>	80.1	81.5	80.8	79.8	78.9	77.3	63.3	49.1
28 Pembuatan jentera dan peralatan t.t.t.l. <i>Manufacture of machinery and equipment n.e.c.</i>	75.1	76.7	77.0	76.3	76.2	74.5	61.4	52.6
7 Kelengkapan pengangkutan dan pembuatan lain <i>Transport equipment and other manufactures</i>	78.3	79.5	80.0	75.7	74.3	72.9	65.7	34.2
29 Pembuatan kenderaan bermotor, treler dan semi treler <i>Manufacture of motor vehicles, trailers and semi-trailers</i>	79.4	82.2	80.7	75.3	71.4	70.3	64.8	24.7
30 Pembuatan kelengkapan pengangkutan lain <i>Manufacture of other transport equipment</i>	76.7	75.1	76.6	76.3	80.1	79.0	68.8	47.1
32 Pembuatan lain <i>Other manufacturing</i>	77.0	75.2	78.8	75.7	77.8	75.2	62.9	56.5
33 Pembaikan dan pemasangan jentera dan kelengkapan <i>Repair and installation of machinery and equipment</i>	75.2	75.1	83.8	77.4	77.8	74.5	68.9	51.3
Malaysia	78.4	78.8	79.1	78.4	74.6	74.7	64.4	47.7

2021															
Mei	Jun	Jul.	Ogo.	Sep.	Okt.	Nov.	Dis.	Jan.	Feb.	Mac	Apr.	Mei	Jun	Jul.	Ogo.
61.5	67.2	69.7	69.9	69.4	67.5	65.8	67.2	72.6	68.7	74.3	72.2	68.4	49.1	49.3	50.7
76.0	78.3	75.0	75.0	74.7	73.5	71.7	71.6	73.7	72.0	79.7	78.3	73.7	76.7	77.9	76.3
50.9	62.9	65.0	66.6	71.0	72.0	70.2	71.2	69.6	61.9	69.1	68.4	61.6	58.0	57.3	61.1
73.6	68.6	76.0	73.2	62.1	53.4	52.1	55.4	78.4	81.1	81.4	76.3	79.3	9.7	8.8	9.9
58.8	69.1	69.2	70.6	71.3	71.5	71.6	72.9	77.3	78.7	77.8	79.6	77.3	69.9	69.4	67.3
56.1	67.3	68.4	68.2	68.3	68.3	68.8	69.0	75.3	81.9	77.9	80.5	76.6	70.0	70.3	64.9
59.7	70.3	68.9	72.9	74.4	75.0	73.4	76.0	80.4	76.7	78.4	79.5	78.9	70.7	69.2	71.4
67.8	72.7	73.9	71.9	72.7	71.8	77.2	78.0	73.1	72.1	74.4	75.3	73.3	65.5	65.2	61.7
63.1	72.0	72.3	72.1	73.5	73.1	72.9	73.2	73.4	72.0	74.1	72.9	71.5	66.5	64.7	66.2
61.6	70.6	70.0	70.1	70.9	69.6	70.5	70.4	68.5	68.5	69.9	69.6	70.7	64.7	63.8	67.3
68.1	75.2	75.9	74.5	76.6	77.2	77.0	77.0	79.7	75.1	78.1	76.8	75.5	73.7	70.8	68.4
64.9	76.4	75.3	71.1	71.3	70.8	69.5	70.0	72.5	73.6	77.1	73.8	68.9	65.6	62.4	65.9
57.4	66.6	69.2	73.3	75.9	76.0	74.8	75.8	74.7	73.2	74.2	72.9	69.8	59.9	59.5	61.5
65.7	72.2	72.5	72.5	74.9	77.2	72.1	74.3	79.9	79.8	79.0	78.3	79.6	75.0	74.2	69.4
54.2	66.6	65.3	66.6	69.2	73.4	62.6	69.0	78.8	79.2	78.0	78.0	79.1	74.7	74.3	64.5
76.5	75.6	77.9	76.2	79.8	80.8	80.3	77.4	82.9	82.5	80.0	78.2	82.2	76.1	76.6	75.9
68.6	73.6	73.4	77.1	77.6	76.0	72.0	77.5	72.1	74.1	72.4	75.0	69.8	68.9	72.3	74.3
75.0	79.2	80.1	79.4	80.1	80.6	80.6	81.2	78.7	77.6	80.2	79.2	77.4	74.4	70.7	70.6
62.1	68.0	72.0	70.0	73.4	72.1	71.4	73.7	73.5	71.0	75.2	74.7	69.3	57.6	60.1	64.2
57.4	62.5	68.7	69.5	69.1	69.8	68.7	70.7	70.0	70.2	73.9	74.0	68.7	54.8	58.8	63.5
62.7	68.8	71.9	67.3	72.4	71.5	70.3	74.7	73.7	68.9	73.9	73.7	67.9	54.6	57.2	62.6
65.0	71.3	74.5	72.5	77.3	74.2	74.1	75.1	76.1	73.3	77.2	76.0	71.0	62.1	63.4	66.0
65.9	71.6	73.0	73.6	75.1	75.4	74.6	76.0	75.2	75.6	78.0	77.4	76.6	77.3	71.4	72.9
65.1	71.3	72.7	73.4	75.1	75.1	74.3	75.9	75.1	75.5	77.7	77.2	76.7	79.3	73.3	72.7
69.4	71.8	75.5	75.5	76.8	75.1	74.2	74.2	75.4	75.5	79.0	79.0	78.1	73.0	68.3	73.6
68.9	73.7	73.3	72.5	73.1	78.9	77.9	79.8	76.7	76.2	79.5	76.8	73.8	63.6	57.7	74.0
55.0	69.0	69.7	72.2	73.8	74.2	72.7	73.5	76.8	73.3	79.2	76.5	76.8	50.0	47.0	60.4
49.1	65.6	69.3	71.9	73.0	72.8	72.1	73.7	77.5	74.4	81.6	77.2	78.9	38.6	37.0	54.7
61.4	72.1	66.8	66.9	72.8	77.6	72.0	70.6	73.6	68.4	76.6	76.5	74.5	68.4	62.1	71.8
67.3	73.9	74.7	78.2	78.2	75.2	75.0	76.5	76.1	73.9	75.1	74.6	72.1	68.8	68.3	67.4
66.7	79.8	72.0	78.2	76.4	74.9	75.9	75.3	80.2	75.6	72.3	74.0	72.7	67.7	59.7	67.4
63.9	70.9	72.2	72.4	74.4	75.1	72.8	74.5	76.5	75.8	77.7	76.9	76.1	70.0	67.6	68.5

1c Kapasiti Penggunaan Industri Pembuatan mengikut Subsektor - Bulanan
Manufacturing Industry Capacity Utilisation by Sub-sector - Monthly

Keterangan Subsektor <i>Sub-sector Description</i>	2022							
	Sep.	Okt.	Nov.	Dis.	Jan.	Feb.	Mac	Apr.
1. Makanan, minuman dan tembakau <i>Food, beverages and tobacco</i>	75.5	75.8	77.7	72.8	88.3	83.3	84.3	77.9
10 Pembuatan produk makanan <i>Manufacture of food products</i>	77.2	73.5	70.8	71.0	76.9	69.9	75.8	67.2
11 Pembuatan minuman <i>Manufacture of beverages</i>	74.0	74.3	78.3	73.8	87.9	80.5	81.1	81.1
12 Pembuatan produk tembakau <i>Manufacture of tobacco products</i>	77.6	80.8	81.0	72.0	97.9	99.1	97.7	79.1
2. Tekstil, pakaian, kulit dan kasut <i>Textiles, wearing apparel, leather and footwear</i>	71.0	74.4	75.7	76.0	81.7	78.6	82.4	82.0
13 Pembuatan tekstil <i>Manufacture of textiles</i>	69.6	71.9	72.5	72.8	88.1	84.8	86.8	84.5
14 Pembuatan pakaian <i>Manufacture of wearing apparel</i>	71.9	77.3	79.7	80.5	73.1	70.8	76.0	78.5
15 Pembuatan produk kulit dan barangan berkaitan <i>Manufacture of leather and related products</i>	73.6	73.9	74.1	72.1	90.0	83.9	89.2	85.0
3. Produk kayu, perabot, keluaran kertas dan percetakan <i>Wood products, furniture, paper products and printing</i>	69.5	73.3	73.7	73.1	78.0	76.2	80.6	79.0
16 Pembuatan kayu dan produk kayu dan gabus, kecuali perabot; pembuatan bagi artikel jerami dan bahan-bahan anyaman <i>Manufacture of wood and products of wood and cork, except furniture; manufacture of articles of straw and plaiting materials</i>	68.6	73.6	72.6	69.0	71.8	70.7	75.3	73.8
17 Pembuatan kertas dan produk kertas <i>Manufacture of paper and paper products</i>	71.9	70.7	73.7	75.5	83.6	80.0	84.5	80.3
18 Percetakan dan penerbitan semula media rakaman <i>Printing and reproduction of recorded media</i>	67.2	75.1	74.1	74.4	75.9	77.3	80.9	81.8
31 Pembuatan perabot <i>Manufacture of furniture</i>	70.0	74.8	75.7	76.7	83.9	80.4	85.2	84.7
4. Petroleum, kimia, getah dan plastik <i>Petroleum, chemical, rubber and plastic</i>	67.6	69.6	73.6	74.0	83.4	84.0	80.3	83.9
19 Pembuatan kok dan produk petroleum bertapis <i>Manufacture of coke and refined petroleum products</i>	53.8	57.3	64.6	67.7	85.7	90.8	76.8	86.4
20 Pembuatan kimia dan produk kimia <i>Manufacture of chemicals and chemical products</i>	82.3	81.6	83.4	80.8	81.1	77.7	84.3	82.1
21 Pembuatan produk farmaseutikal asas, kimia perubatan dan botani <i>Manufacture of basic pharmaceuticals, medicinal chemical and botanical products</i>	76.7	69.8	72.4	71.3	78.6	71.1	80.4	78.5
22 Pembuatan produk getah dan plastik <i>Manufacture of rubber and plastics products</i>	75.6	78.8	79.1	78.4	82.0	79.2	82.1	81.4
5. Produk mineral bukan logam, logam asas dan produk logam yang direka <i>Non-metallic mineral products, basic metal and fabricated metal products</i>	70.5	72.8	72.1	72.0	81.3	76.4	80.4	80.4
23 Pembuatan produk galian bukan logam lain <i>Manufacture of other non-metallic mineral products</i>	68.5	70.8	70.0	71.9	82.3	76.6	77.7	81.2
24 Pembuatan logam asas <i>Manufacture of basic metals</i>	74.1	74.8	73.3	70.2	80.2	74.1	80.2	77.8
25 Pembuatan produk logam, kecuali mesin dan kelengkapan <i>Manufacture of fabricated metal products, except machinery and equipment</i>	69.3	72.6	72.6	73.5	81.4	78.1	82.6	81.8
6. Produk elektrik dan elektronik <i>Electrical and electronic products</i>	79.1	78.9	78.4	79.9	80.6	78.5	83.1	78.3
26 Pembuatan komputer, produk elektronik dan optikal <i>Manufacture of computer, electronics and optical products</i>	79.4	78.6	77.5	80.1	79.9	78.5	82.8	77.1
27 Pembuatan kelengkapan elektrik <i>Manufacture of electrical equipment</i>	78.6	81.3	83.2	80.5	83.3	78.1	85.2	81.5
28 Pembuatan jentera dan peralatan t.t.t.l. <i>Manufacture of machinery and equipment n.e.c.</i>	77.0	78.8	80.3	77.0	82.7	79.0	83.4	84.5
7. Kelengkapan pengangkutan dan pembuatan lain <i>Transport equipment and other manufactures</i>	73.2	79.0	74.9	74.2	77.9	81.5	83.6	77.3
29 Pembuatan kenderaan bermotor, treler dan semi treler <i>Manufacture of motor vehicles, trailers and semi-trailers</i>	73.8	82.8	75.6	75.3	77.7	85.2	85.0	80.3
30 Pembuatan kelengkapan pengangkutan lain <i>Manufacture of other transport equipment</i>	74.4	71.7	74.2	71.3	77.0	75.0	82.3	79.7
32 Pembuatan lain <i>Other manufacturing</i>	68.6	72.4	73.4	72.7	78.9	72.6	76.2	70.1
33 Pembaikan dan pemasangan jentera dan kelengkapan <i>Repair and installation of machinery and equipment</i>	72.1	76.2	73.2	74.9	81.6	80.9	84.4	59.4
Malaysia	72.7	74.5	75.2	75.7	81.3	80.2	81.7	80.4

2023										
Mei	Jun	Jul.	Ogo.	Sep.	Okt.	Nov.	Dis.	Jan.	Feb.	Mac
84.9	83.8	79.8	74.8	79.1	79.0	73.0	86.4	75.9	72.2	77.5
77.5	78.6	79.0	80.0	77.7	78.7	78.5	76.9	77.6	76.9	78.2
80.8	79.5	82.6	82.4	80.4	79.9	78.8	83.5	79.0	77.3	77.3
99.3	96.8	74.3	54.6	77.6	77.5	56.5	99.6	68.1	57.7	77.5
81.0	81.2	82.7	80.8	83.7	78.9	78.9	80.2	76.9	75.4	71.3
80.7	83.8	85.8	86.1	91.4	85.4	84.7	83.6	69.9	75.7	70.9
80.8	75.8	77.5	72.0	73.2	68.8	69.5	73.6	78.6	73.7	68.9
82.9	92.7	90.7	94.3	92.3	92.1	92.9	93.3	91.0	83.1	84.2
76.7	80.1	78.4	79.7	78.6	78.1	76.1	75.8	73.9	75.3	76.9
72.2	74.4	71.8	75.2	73.4	72.6	70.0	69.7	67.9	68.3	68.9
76.8	80.9	79.5	78.1	77.6	77.9	75.4	76.5	74.6	77.3	79.9
80.7	85.9	83.3	85.2	85.0	82.2	83.5	82.6	81.3	82.6	83.6
81.9	85.0	85.1	85.8	84.5	85.7	82.8	80.6	78.4	79.7	82.7
75.9	73.4	80.0	80.9	81.1	82.6	82.6	81.3	82.3	79.6	80.7
71.6	66.2	79.8	80.1	85.0	84.7	86.4	85.9	85.9	79.4	81.4
79.7	78.5	80.8	82.5	76.4	81.2	80.0	77.4	79.7	80.4	79.9
76.3	84.6	86.7	88.2	84.2	82.2	79.2	69.5	79.6	85.8	83.1
79.5	80.8	79.0	80.0	79.4	80.0	78.1	77.4	78.4	78.3	80.0
76.4	79.5	80.8	79.9	78.9	79.3	79.1	77.8	76.1	79.2	81.5
79.1	81.4	82.7	82.0	80.7	80.0	78.7	78.7	73.3	78.4	80.4
74.2	77.2	79.9	79.1	76.7	75.8	77.2	74.0	73.9	78.7	82.5
76.1	79.9	80.2	78.9	79.4	81.5	81.0	80.2	80.0	80.2	81.6
77.7	82.8	82.2	81.4	83.1	78.1	79.0	81.9	78.0	78.5	80.1
77.4	82.8	81.4	80.3	83.3	77.7	78.5	81.5	77.9	78.2	79.3
78.1	82.7	85.8	86.2	83.5	81.4	81.7	85.6	79.3	81.1	82.4
79.4	83.1	84.5	84.6	80.4	77.6	80.4	81.4	77.6	78.6	84.5
82.1	82.5	81.3	86.2	85.1	81.7	84.1	75.7	82.3	83.6	86.0
82.2	82.5	81.2	87.4	90.4	83.7	87.7	72.6	83.4	85.9	89.0
82.0	84.3	84.9	88.9	73.2	79.8	77.0	91.6	79.6	79.9	79.9
79.1	78.4	77.7	78.4	77.6	76.9	77.2	79.4	80.2	78.8	82.7
84.6	84.3	78.3	81.4	81.0	76.1	82.6	68.3	82.5	81.9	83.9
77.4	79.1	80.9	81.2	81.7	80.1	80.4	80.2	79.2	79.1	80.6

2a Kapasiti Penggunaan Industri Pembuatan mengikut Kumpulan - Tahunan
Manufacturing Industry Capacity Utilisation by Group -Yearly

Kod Kumpulan <i>Group Code</i>	Keterangan Kumpulan <i>Group Description</i>	2015	2016	2017	2018	2019	2020	2021	2022
101	Pemprosesan dan pengawetan daging <i>Processing and preserving of meat</i>	71.1	71.1	68.8	68.1	73.0	85.3	80.2	80.9
102	Pemprosesan dan pengawetan ikan, krustasea dan moluska <i>Processing and preserving of fish, crustaceans and molluscs</i>	68.6	68.1	70.2	73.4	72.2	70.8	70.4	74.9
103	Pemprosesan dan pengawetan buah-buahan dan sayur-sayuran <i>Processing and preserving of fruits and vegetable</i>	58.7	61.6	59.4	64.0	65.4	64.3	64.2	78.9
104	Pembuatan minyak dan lemak daripada sayuran dan haiwan <i>Manufacture of vegetable and animal oils and fats</i>	74.3	73.8	76.0	78.7	71.3	71.1	74.9	67.4
105	Pembuatan produk tenusu <i>Manufacture of dairy products</i>	76.7	78.9	77.1	75.8	66.1	73.0	69.0	76.6
106	Pembuatan produk bijian, kanji dan produk berkanji <i>Manufacture of grain mill products, starches and starch products</i>	70.7	72.2	66.2	60.5	67.8	60.0	59.6	70.0
107	Pembuatan produk makanan lain <i>Manufacture of other food products</i>	77.8	77.3	78.8	78.5	78.9	79.0	80.0	83.9
108	Pembuatan makanan haiwan tersedia <i>Manufacture of prepared animal feeds</i>	72.7	76.8	78.0	73.2	72.6	73.2	70.8	79.9
110	Pembuatan minuman ringan <i>Manufacture of beverages</i>	75.4	76.7	67.3	71.9	71.4	65.3	67.3	81.5
120	Pembuatan produk tembakau <i>Manufacture of tobacco products</i>	73.3	73.5	73.0	65.3	76.9	59.7	61.4	84.2
131	Pemintalan, penenunan dan penyiapan tekstil <i>Spinning, weaving and finishing of textiles</i>	80.2	88.1	67.8	65.5	65.6	62.5	73.7	86.5
139	Pembuatan tekstil lain <i>Manufacture of other textiles</i>	82.5	81.7	79.8	77.7	78.0	73.8	73.7	82.8
141	Pembuatan pakaian, kecuali pakaian berbulu <i>Manufacture of wearing apparel, except fur apparel</i>	90.4	89.7	85.1	87.2	87.0	71.5	76.3	74.0
142 & 143	Pembuatan artikel daripada kulit bulu dan pakaian yang dikait dan dikrusye <i>Manufacture of articles of fur, knitted and crocheted apparel</i>	71.2	71.2	68.6	86.0	81.1	57.9	60.8	72.6
151	Penyamakan dan pembersihan kulit, pembuatan begasi, beg tangan, pelana dan abah-abah pembersihan dan pewarnaan bulu <i>Tanning and dressing of leather; manufacture of luggage, handbags, saddlery and harness; dressing and dyeing of fur</i>	82.5	86.3	83.6	85.3	78.5	64.1	67.6	89.7
152	Pembuatan kasut <i>Manufacture of footwear</i>	81.7	79.4	78.7	77.1	79.9	77.4	75.4	90.2
161	Pengilangan dan pengetaman kayu <i>Sawmilling and planing of wood</i>	72.8	74.3	75.3	73.5	75.3	68.8	68.1	77.3
162	Pembuatan produk daripada kayu, gabus, jerami dan bahan jalinan lain <i>Manufacture of products of wood, cork, straw and plaiting materials</i>	78.5	74.2	75.0	76.0	73.4	67.1	69.2	71.0
170	Pembuatan kertas dan produk kertas <i>Manufacture of paper and paper products</i>	77.3	79.9	78.2	81.0	79.1	73.9	74.2	79.3
181 & 182	Percetakan dan aktiviti perkhidmatan berkaitan percetakan dan penerbitan semula media rakaman <i>Printing and service activities related to printing & reproduction of recorded media</i>	77.1	76.3	77.1	76.7	73.5	66.6	69.4	76.5
192	Pembuatan produk petroleum bertapis <i>Manufacture of refined petroleum products</i>	85.5	86.1	86.9	84.4	80.3	63.0	70.8	81.6
201	Pembuatan kimia asas, baja dan sebatian nitrogen, plastik dan getah sintetik dalam bentuk primer <i>Manufacture of basic chemicals, fertilizer and nitrogen compounds, plastics and synthetic rubber in primary forms</i>	83.4	84.9	79.5	84.1	82.5	76.6	81.6	80.2
202 & 203	Pembuatan produk kimia lain dan serat buatan manusia <i>Manufacture of other chemical products and man-made fibres</i>	76.4	77.6	79.0	76.2	76.6	65.4	70.9	73.7
210	Pembuatan produk farmaseutikal, kimia perubatan dan botani <i>Manufacture of pharmaceuticals, medicinal chemical and botanical products</i>	72.3	74.7	72.4	74.6	73.3	73.7	72.4	80.0

Kod Kumpulan Group Code	Keterangan Kumpulan Group Description	2015	2016	2017	2018	2019	2020	2021	2022
221	Pembuatan produk getah <i>Manufacture of rubber products</i>	81.0	82.3	82.3	80.1	80.3	81.9	79.1	79.4
222	Pembuatan produk plastik <i>Manufacture of plastics products</i>	76.2	75.2	77.7	77.6	76.5	74.4	74.1	80.5
231	Pembuatan kaca dan produk kaca <i>Manufacture of glass and glass products</i>	81.7	80.7	81.4	79.0	74.8	70.1	73.9	85.1
239	Pembuatan pengeluaran galian bukan logam t.t.t.l. <i>Manufacture of non-metallic mineral products n.e.c.</i>	72.7	75.0	71.1	71.8	71.7	63.2	67.1	79.3
241	Pembuatan besi dan keluli asas <i>Manufacture of basic iron and steel</i>	75.3	75.8	76.7	78.1	75.0	65.1	64.4	76.8
242	Pembuatan logam asas berharga dan logam bukan ferus lain <i>Manufacture of basic precious and other non-ferrous metals</i>	77.5	78.0	80.6	75.9	76.9	73.0	76.9	77.9
243	Pengacuan logam <i>Casting of metals</i>	78.2	78.2	73.0	74.0	75.6	68.4	65.1	76.8
251 & 252	Pembuatan produk struktur logam, tangki, takungan, penjana wap, senjata dan peluru <i>Manufacture of structural metal products, tanks, reservoirs, steam generators, weapons and ammunition</i>	77.3	77.1	77.1	77.7	77.2	69.5	76.5	78.0
259	Pembuatan lain-lain produk yang direka daripada logam; aktiviti perkhidmatan kerja logam <i>Manufacture of other fabricated metal products; metal working service activities</i>	78.5	76.7	73.5	77.8	76.5	70.7	70.0	78.2
261	Pembuatan komponen dan papan elektronik <i>Manufacture of electronic components and boards</i>	82.4	84.7	85.6	84.3	81.6	75.5	81.2	85.0
262	Pembuatan komputer dan kelengkapan peranti <i>Manufacture of computers and peripheral equipment</i>	80.1	71.6	67.4	68.5	63.4	59.5	63.6	70.4
263	Pembuatan peralatan komunikasi <i>Manufacture of communication equipment</i>	77.5	80.6	71.0	77.9	74.4	74.3	78.2	77.6
264	Pembuatan peralatan elektronik pengguna <i>Manufacture of consumer electronics</i>	80.5	82.2	79.9	73.3	77.6	62.4	75.5	71.3
265	Pembuatan kelengkapan mengukur, menguji, memandu arah dan kawalan; jam tangan dan jam <i>Manufacture of measuring, testing, navigating and control equipment; watches and clocks</i>	71.9	68.1	69.9	69.8	68.7	63.4	67.7	81.4
266	Pembuatan peralatan penyinaran, perubatan elektro dan elektroterapeutik <i>Manufacture of irradiation, electromedical and electrotherapeutic equipment</i>	87.8	90.4	84.4	54.7	60.6	68.5	68.2	81.7
267 & 268	Pembuatan peralatan optikal, kelengkapan fotografi, media magnetik dan optikal <i>Manufacture of optical instruments, photographic equipment, magnetic and optical media</i>	77.7	77.2	86.4	77.0	65.6	70.0	68.6	84.3
271	Pembuatan motor elektrik, penjana, transformer dan perkakasan pengagihan dan pengawalan elektrik <i>Manufacture of electric motors, generators, transformers and electricity distribution and control apparatus</i>	73.8	75.4	77.0	77.2	78.9	74.7	77.6	82.9
272	Pembuatan bateri dan akumulator <i>Manufacture of batteries and accumulators</i>	83.8	79.0	93.3	85.0	84.1	64.4	82.5	81.0
273	Pembuatan pendawaian dan peranti pendawaian <i>Manufacture of wiring and wiring devices</i>	77.3	75.6	78.9	76.1	75.9	68.7	72.9	80.2
274	Pembuatan kelengkapan pencahayaan elektrik <i>Manufacture of electric lighting equipment</i>	66.6	63.3	66.6	68.5	67.2	62.5	67.0	77.1
275	Pembuatan perkakasan domestik <i>Manufacture of domestic appliances</i>	81.0	75.7	81.5	87.0	84.5	69.0	75.4	84.4
279	Pembuatan kelengkapan elektrik lain <i>Manufacture of other electrical equipment</i>	83.9	84.5	87.0	87.6	86.3	84.7	88.0	88.5
281 & 282	Pembuatan jentera kegunaan umum dan kegunaan khas <i>Manufacture of general-purpose and special-purpose machinery</i>	78.5	77.0	76.2	76.5	75.6	71.9	74.1	81.9
291	Pembuatan kenderaan bermotor <i>Manufacture of motor vehicles</i>	75.9	68.9	67.1	77.9	78.2	62.2	62.8	80.1
292	Pembuatan kerangka (coachwork) untuk kenderaan bermotor; pembuatan treler dan semi treler <i>Manufacture of bodies (coachwork) for motor vehicles; manufacture of trailers and semi-trailers</i>	71.3	72.4	77.1	75.4	77.4	70.4	64.3	76.9

2a Kapasiti Penggunaan Industri Pembuatan mengikut Kumpulan - Tahunan
Manufacturing Industry Capacity Utilisation by Group -Yearly

Kod Kumpulan <i>Group Code</i>	Keterangan Kumpulan <i>Group Description</i>	2015	2016	2017	2018	2019	2020	2021	2022
293	Pembuatan alat ganti dan aksesori untuk kenderaan bermotor <i>Manufacture of parts and accessories for motor vehicles</i>	80.6	78.6	75.2	78.1	80.0	68.4	77.4	87.6
301	Pembinaan kapal dan bot <i>Building of ships and boats</i>	69.1	73.2	76.6	70.7	75.0	63.3	68.7	74.9
302, 303, 304 & 309	Pembuatan lokomotif keretapi, rolling stock, kapal angkasa dan udara, jentera berkaitan, kenderaan tempur ketenteraan dan kelengkapan pengangkutan t.t.t.l. <i>Manufacture of railway locomotives, rolling stock, air and spacecraft, related machinery, military fighting vehicles and transport equipment n.e.c.</i>	80.8	77.3	77.9	76.6	81.1	78.1	72.2	84.5
310	Pembuatan perabot <i>Manufacture of furniture</i>	78.0	79.4	81.4	80.0	79.9	68.8	70.2	83.8
321	Pembuatan barang kemas, bijouterie dan artikel <i>Manufacture of jewellery, bijouterie and related articles</i>	73.1	74.8	76.1	75.5	76.6	67.9	68.2	79.7
322, 325 & 329	Pembuatan instrumen muzik, peralatan dan bekalan perubatan dan pergigian dan pembuatan lain t.t.t.l. <i>Manufacture of musical instruments, medical and dental instruments and supplies and other manufacturing n.e.c.</i>	79.2	78.0	73.3	68.6	72.0	74.0	75.1	83.2
323	Pembuatan barangan sukan <i>Manufacture of sports goods</i>	76.0	76.6	75.3	74.0	73.5	71.5	74.8	89.8
324	Pembuatan permainan dan mainan <i>Manufacture of games and toys</i>	82.7	78.2	64.4	69.9	72.9	74.2	57.5	75.5
331 & 332	Pembaikan pemasangan produk logam, jentera dan kelengkapan serta pemasangan jentera perindustrian dan kelengkapan <i>Repair of fabricated metal products, machinery and equipment and installation of industrial machinery and equipment</i>	72.9	77.4	81.3	76.6	70.4	70.5	70.8	78.9
Malaysia		80.1	80.2	79.2	79.1	77.8	69.8	73.9	80.4

2b Kapasiti Penggunaan Industri Pembuatan mengikut Kumpulan - Suku Tahunan
Manufacturing Industry Capacity Utilisation by Group - Quarterly

Kod Kumpulan <i>Group Code</i>	Keterangan Kumpulan <i>Group Description</i>	2015				2016			
		Q1	Q2	Q3	Q4	Q1	Q2	Q3	Q4
101	Pemprosesan dan pengawetan daging <i>Processing and preserving of meat</i>	71.1	71.1	71.1	71.1	71.1	71.1	71.1	71.1
102	Pemprosesan dan pengawetan ikan, krustasea dan moluska <i>Processing and preserving of fish, crustaceans and molluscs</i>	66.3	69.5	69.2	69.5	68.0	66.9	67.1	70.5
103	Pemprosesan dan pengawetan buah-buahan dan sayur-sayuran <i>Processing and preserving of fruits and vegetable</i>	64.1	62.1	56.2	52.3	60.4	72.6	60.0	53.4
104	Pembuatan minyak dan lemak daripada sayuran dan haiwan <i>Manufacture of vegetable and animal oils and fats</i>	65.9	78.4	80.5	72.3	69.6	72.6	74.7	78.2
105	Pembuatan produk tenusu <i>Manufacture of dairy products</i>	74.2	78.3	77.5	77.0	80.7	79.9	77.7	77.5
106	Pembuatan produk bijian, kanji dan produk berkanji <i>Manufacture of grain mill products, starches and starch products</i>	75.4	75.2	65.9	66.2	70.1	70.1	72.9	75.7
107	Pembuatan produk makanan lain <i>Manufacture of other food products</i>	77.3	79.8	79.9	74.0	77.5	78.5	77.2	76.1
108	Pembuatan makanan haiwan tersedia <i>Manufacture of prepared animal feeds</i>	68.7	70.0	73.8	78.1	75.9	76.4	76.6	78.4
110	Pembuatan minuman ringan <i>Manufacture of beverages</i>	74.2	77.3	73.3	76.8	74.3	81.5	75.5	75.4
120	Pembuatan produk tembakau <i>Manufacture of tobacco products</i>	66.6	74.2	77.2	75.1	67.8	86.6	71.1	68.3
131	Pemintalan, penenunan dan penyiapan tekstil <i>Spinning, weaving and finishing of textiles</i>	71.5	76.0	82.5	90.6	88.7	88.8	88.5	86.2
139	Pembuatan tekstil lain <i>Manufacture of other textiles</i>	87.0	80.3	80.2	82.6	82.2	82.7	81.1	80.6
141	Pembuatan pakaian, kecuali pakaian berbulu <i>Manufacture of wearing apparel, except fur apparel</i>	86.7	92.8	92.3	90.0	89.3	89.3	90.6	89.8
142 & 143	Pembuatan artikel daripada kulit bulu dan pakaian yang dikait dan dikrusye <i>Manufacture of articles of fur, knitted and crocheted apparel</i>	71.2	71.2	71.2	71.2	71.2	71.2	71.2	71.2
151	Penyamakan dan pembersihan kulit, pembuatan bagasi, beg tangan, pelana dan abah-abah pembersihan dan pewarnaan bulu <i>Tanning and dressing of leather; manufacture of luggage, handbags, saddlery and harness; dressing and dyeing of fur</i>	82.9	80.7	82.7	83.9	86.9	86.6	86.0	85.6
152	Pembuatan kasut <i>Manufacture of footwear</i>	81.3	83.5	82.0	80.0	77.7	79.3	78.9	81.6
161	Pengilangan dan pengetaman kayu <i>Sawmilling and planing of wood</i>	72.6	72.1	72.6	74.1	75.0	74.6	72.5	75.0
162	Pembuatan produk daripada kayu, gabus, jerami dan bahan jalinan lain <i>Manufacture of products of wood, cork, straw and plaiting materials</i>	78.0	77.9	79.4	78.6	73.8	73.8	73.6	75.6
170	Pembuatan kertas dan produk kertas <i>Manufacture of paper and paper products</i>	77.2	78.1	76.1	77.8	78.2	80.8	80.4	80.2
181 & 182	Percetakan dan aktiviti perkhidmatan berkaitan percetakan dan penerbitan semula media rakaman <i>Printing and service activities related to printing & reproduction of recorded media</i>	77.5	77.5	76.3	77.2	75.5	75.7	77.0	77.1
192	Pembuatan produk petroleum bertapis <i>Manufacture of refined petroleum products</i>	90.2	86.6	83.0	82.3	88.2	84.6	81.9	89.7
201	Pembuatan kimia asas, baja dan sebatian nitrogen, plastik dan getah sintetik dalam bentuk primer <i>Manufacture of basic chemicals, fertilizer and nitrogen compounds, plastics and synthetic rubber in primary forms</i>	84.7	80.5	84.6	84.1	83.1	84.1	86.8	85.7
202 & 203	Pembuatan produk kimia lain dan serat buatan manusia <i>Manufacture of other chemical products and man-made fibres</i>	75.5	76.4	77.1	76.5	77.5	78.2	76.7	77.9
210	Pembuatan produk farmaseutikal, kimia perubatan dan botani <i>Manufacture of pharmaceuticals, medicinal chemical and botanical products</i>	72.2	72.3	72.2	72.6	73.5	78.1	73.5	73.6

2b Kapasiti Penggunaan Industri Pembuatan mengikut Kumpulan - Suku Tahunan
Manufacturing Industry Capacity Utilisation by Group - Quarterly

Kod Kumpulan <i>Group Code</i>	Keterangan Kumpulan <i>Group Description</i>	2017				2018			
		Q1	Q2	Q3	Q4	Q1	Q2	Q3	Q4
101	Pemprosesan dan pengawetan daging <i>Processing and preserving of meat</i>	74.5	63.2	66.8	70.9	72.6	66.5	66.7	66.7
102	Pemprosesan dan pengawetan ikan, krustasea dan moluska <i>Processing and preserving of fish, crustaceans and molluscs</i>	67.9	69.4	71.8	71.7	75.0	74.0	72.0	72.6
103	Pemprosesan dan pengawetan buah-buahan dan sayur-sayuran <i>Processing and preserving of fruits and vegetable</i>	56.9	65.0	59.9	56.0	63.4	63.1	65.7	63.7
104	Pembuatan minyak dan lemak daripada sayuran dan haiwan <i>Manufacture of vegetable and animal oils and fats</i>	68.2	79.1	78.0	78.9	76.8	75.6	78.6	83.9
105	Pembuatan produk tenusu <i>Manufacture of dairy products</i>	74.9	71.6	80.9	81.3	80.8	74.8	74.0	73.5
106	Pembuatan produk bijian, kanji dan produk berkanji <i>Manufacture of grain mill products, starches and starch products</i>	67.1	64.7	66.5	66.4	61.0	61.3	60.5	59.3
107	Pembuatan produk makanan lain <i>Manufacture of other food products</i>	79.7	81.0	77.1	77.5	78.0	78.7	76.4	81.0
108	Pembuatan makanan haiwan tersedia <i>Manufacture of prepared animal feeds</i>	73.8	79.4	81.4	77.3	72.7	73.2	74.7	72.4
110	Pembuatan minuman ringan <i>Manufacture of beverages</i>	64.6	69.2	72.6	62.7	63.9	73.0	77.0	73.5
120	Pembuatan produk tembakau <i>Manufacture of tobacco products</i>	80.0	78.5	77.2	56.2	62.4	66.3	66.6	66.0
131	Pemintalan, penenunan dan penyiapan tekstil <i>Spinning, weaving and finishing of textiles</i>	71.6	59.4	70.8	69.3	58.1	74.1	64.6	65.1
139	Pembuatan tekstil lain <i>Manufacture of other textiles</i>	79.7	80.4	79.4	79.8	78.6	79.2	77.1	75.8
141	Pembuatan pakaian, kecuali pakaian berbulu <i>Manufacture of wearing apparel, except fur apparel</i>	84.0	82.0	86.2	88.4	87.2	87.3	87.2	87.3
142 & 143	Pembuatan artikel daripada kulit bulu dan pakaian yang dikait dan dikrusye <i>Manufacture of articles of fur, knitted and crocheted apparel</i>	60.6	72.3	71.1	70.4	86.5	85.8	85.9	85.9
151	Penyamakan dan pembersihan kulit, pembuatan bagasi, beg tangan, pelana dan abah-abah pembersihan dan pewarnaan bulu <i>Tanning and dressing of leather; manufacture of luggage, handbags, saddlery and harness; dressing and dyeing of fur</i>	84.9	81.7	83.3	84.4	83.4	88.9	88.1	80.8
152	Pembuatan kasut <i>Manufacture of footwear</i>	82.6	81.0	76.4	74.7	76.8	77.1	77.0	77.4
161	Pengilangan dan pengetaman kayu <i>Sawmilling and planing of wood</i>	74.9	74.4	76.4	75.4	72.3	72.2	75.0	74.6
162	Pembuatan produk daripada kayu, gabus, jerami dan bahan jalinan lain <i>Manufacture of products of wood, cork, straw and plaiting materials</i>	75.2	73.8	73.9	77.1	75.2	75.6	76.5	76.8
170	Pembuatan kertas dan produk kertas <i>Manufacture of paper and paper products</i>	77.7	78.1	78.1	78.8	81.2	80.7	81.2	80.7
181 & 182	Percetakan dan aktiviti perkhidmatan berkaitan percetakan dan penerbitan semula media rakaman <i>Printing and service activities related to printing & reproduction of recorded media</i>	75.8	78.1	78.1	76.2	76.0	78.1	77.9	75.0
192	Pembuatan produk petroleum bertapis <i>Manufacture of refined petroleum products</i>	88.6	82.8	87.8	88.4	85.8	85.9	81.8	83.9
201	Pembuatan kimia asas, baja dan sebatian nitrogen, plastik dan getah sintetik dalam bentuk primer <i>Manufacture of basic chemicals, fertilizer and nitrogen compounds, plastics and synthetic rubber in primary forms</i>	78.6	78.3	80.4	80.6	85.4	82.2	84.0	84.6
202 & 203	Pembuatan produk kimia lain dan serat buatan manusia <i>Manufacture of other chemical products and man-made fibres</i>	74.3	79.9	80.9	80.8	81.1	78.1	74.0	71.8
210	Pembuatan produk farmaseutikal, kimia perubatan dan botani <i>Manufacture of pharmaceuticals, medicinal chemical and botanical products</i>	69.3	71.2	72.5	76.5	74.8	72.9	76.0	74.6

2019		2020				2021				2022				2023		
Q1	Q2	Q3	Q4	Q1	Q2	Q3	Q4	Q1	Q2	Q3	Q4	Q1	Q2	Q3	Q4	Q1
72.1	71.5	73.2	75.2	86.5	84.3	86.3	84.1	85.5	79.7	75.4	80.2	79.0	80.7	82.7	81.3	85.8
72.0	73.1	71.8	72.1	69.3	71.5	71.0	71.3	70.1	71.3	69.8	70.2	73.3	72.3	77.1	77.0	75.2
67.7	63.3	63.0	67.7	62.8	60.9	66.0	67.3	67.7	63.4	60.1	65.6	78.8	80.0	77.7	78.9	79.5
72.9	73.8	71.6	66.8	71.7	78.7	71.5	62.4	73.4	76.6	80.7	68.8	64.7	65.8	69.1	70.3	65.9
63.4	64.6	67.1	69.5	73.5	71.9	73.8	72.9	74.1	71.4	64.6	65.7	81.8	77.9	74.8	72.1	76.0
67.7	67.7	68.4	67.2	64.9	57.5	59.6	57.9	59.1	58.7	61.8	58.9	66.3	64.5	73.4	76.0	75.3
80.4	80.2	78.7	76.4	75.5	76.4	81.1	83.1	80.7	80.7	80.5	78.2	81.7	81.6	87.6	84.6	87.9
68.6	73.2	73.2	75.6	74.1	72.4	73.8	72.5	68.5	72.1	72.4	70.2	74.9	79.1	83.5	82.4	79.9
67.6	70.1	71.6	76.4	68.0	54.5	67.5	71.2	66.9	62.7	64.1	75.5	83.2	80.5	81.8	80.7	77.9
78.1	77.4	77.2	74.8	66.8	47.9	70.4	53.6	80.3	55.1	32.1	77.9	98.2	91.7	68.8	77.8	67.8
65.7	64.9	65.6	66.0	69.9	48.3	65.3	66.5	81.0	77.0	67.2	69.5	88.3	81.4	89.3	87.2	63.4
78.5	78.0	77.8	77.7	76.3	68.9	75.8	74.0	71.8	72.5	70.9	79.5	82.3	87.0	84.0	77.9	81.7
85.1	86.8	87.6	88.2	76.4	61.4	72.8	75.6	78.7	76.5	70.9	79.2	73.2	78.4	74.2	70.4	73.0
74.3	88.4	83.3	78.6	62.0	48.8	57.5	63.2	61.4	61.9	56.2	63.9	66.6	75.1	74.6	74.1	77.8
74.9	78.0	79.6	81.4	63.8	54.5	67.4	70.5	66.5	61.2	66.4	76.2	87.9	82.7	93.6	94.6	95.0
76.7	80.3	79.9	82.6	81.9	69.0	78.0	80.6	80.8	83.3	67.5	70.2	87.5	90.9	91.4	91.0	78.9
74.2	76.3	75.4	75.2	69.1	65.1	70.7	70.1	69.8	66.0	66.9	69.8	74.2	78.8	78.9	77.4	75.1
75.0	73.8	72.5	72.3	66.7	61.5	70.2	70.1	68.7	69.1	66.4	72.4	72.1	71.7	71.7	68.5	66.1
78.2	79.1	78.7	80.2	74.4	68.4	75.7	77.1	77.6	75.3	70.4	73.3	82.7	79.3	78.4	76.6	77.3
72.8	74.3	74.1	73.0	67.2	50.1	78.8	70.1	71.2	68.7	66.5	71.1	72.2	77.4	77.1	79.4	79.9
74.4	79.8	83.5	83.7	65.7	50.9	67.0	68.3	78.7	77.3	64.2	63.2	84.4	74.7	81.6	85.7	82.2
81.1	83.8	81.7	83.3	76.1	72.3	77.9	80.0	83.1	79.9	80.0	83.3	81.0	80.0	79.4	80.3	80.4
77.8	78.5	75.8	74.4	70.8	50.9	69.6	70.2	71.7	71.0	68.9	72.0	78.2	74.7	72.4	69.5	70.2
72.9	75.0	74.5	70.6	73.0	70.5	76.0	75.1	72.9	71.2	74.4	71.2	76.7	79.8	86.4	77.0	82.8

2b Kapasiti Penggunaan Industri Pembuatan mengikut Kumpulan - Suku Tahunan
Manufacturing Industry Capacity Utilisation by Group - Quarterly

Kod Kumpulan <i>Group Code</i>	Keterangan Kumpulan <i>Group Description</i>	2015				2016			
		Q1	Q2	Q3	Q4	Q1	Q2	Q3	Q4
221	Pembuatan produk getah <i>Manufacture of rubber products</i>	79.7	80.8	81.3	82.0	82.5	82.0	82.3	82.5
222	Pembuatan produk plastik <i>Manufacture of plastics products</i>	76.4	75.8	75.6	76.8	74.4	75.8	74.8	75.6
231	Pembuatan kaca dan produk kaca <i>Manufacture of glass and glass products</i>	80.6	81.7	82.6	82.0	80.3	79.8	81.2	81.5
239	Pembuatan pengeluaran galian bukan logam t.t.t.l. <i>Manufacture of non-metallic mineral products n.e.c.</i>	74.3	71.0	72.7	72.9	75.1	75.6	73.5	75.6
241	Pembuatan besi dan keluli asas <i>Manufacture of basic iron and steel</i>	79.5	74.1	71.4	76.3	71.8	79.2	72.8	79.6
242	Pembuatan logam asas berharga dan logam bukan ferus lain <i>Manufacture of basic precious and other non-ferrous metals</i>	77.0	77.4	76.8	78.7	76.6	79.1	78.3	77.9
243	Pengacuan logam <i>Casting of metals</i>	78.2	78.2	78.2	78.2	78.2	78.2	78.2	78.2
251 & 252	Pembuatan produk struktur logam, tangki, takungan, penjana wap, senjata dan peluru <i>Manufacture of structural metal products, tanks, reservoirs, steam generators, weapons and ammunition</i>	77.2	76.1	77.3	78.7	76.8	77.0	76.9	77.7
259	Pembuatan lain-lain produk yang direka daripada logam; aktiviti perkhidmatan kerja logam <i>Manufacture of other fabricated metal products; metal working service activities</i>	77.5	79.5	78.3	78.7	77.0	76.4	75.7	77.8
261	Pembuatan komponen dan papan elektronik <i>Manufacture of electronic components and boards</i>	83.9	83.0	81.9	80.7	83.6	84.6	84.6	85.8
262	Pembuatan komputer dan kelengkapan peranti <i>Manufacture of computers and peripheral equipment</i>	77.3	79.6	82.8	80.4	79.8	69.4	66.5	70.6
263	Pembuatan peralatan komunikasi <i>Manufacture of communication equipment</i>	76.7	75.7	73.2	84.3	82.6	77.4	78.8	83.7
264	Pembuatan peralatan elektronik pengguna <i>Manufacture of consumer electronics</i>	65.4	79.2	91.8	85.7	79.5	81.2	87.7	80.3
265	Pembuatan kelengkapan mengukur, menguji, memandu arah dan kawalan; jam tangan dan jam <i>Manufacture of measuring, testing, navigating and control equipment; watches and clocks</i>	67.2	73.7	68.6	78.1	64.0	68.3	67.3	72.7
266	Pembuatan peralatan penyinaran, perubatan elektro dan elektroterapeutik <i>Manufacture of irradiation, electromedical and electrotherapeutic equipment</i>	92.3	86.0	76.6	96.3	92.4	95.5	80.9	92.8
267 & 268	Pembuatan peralatan optikal, kelengkapan fotografi, media magnetik dan optikal <i>Manufacture of optical instruments, photographic equipment, magnetic and optical media</i>	84.3	77.2	74.8	74.5	79.1	77.5	75.1	77.2
271	Pembuatan motor elektrik, penjana, transformer dan perkakasan pengagihan dan pengawalan elektrik <i>Manufacture of electric motors, generators, transformers and electricity distribution and control apparatus</i>	78.9	72.6	71.0	72.7	72.6	74.3	77.3	77.5
272	Pembuatan bateri dan akumulator <i>Manufacture of batteries and accumulators</i>	88.9	82.7	80.1	83.5	82.8	82.6	79.2	71.3
273	Pembuatan pendawaian dan peranti pendawaian <i>Manufacture of wiring and wiring devices</i>	77.4	76.2	77.4	78.0	78.5	76.3	73.1	74.6
274	Pembuatan kelengkapan pencahayaan elektrik <i>Manufacture of electric lighting equipment</i>	71.6	70.9	64.7	59.3	65.0	63.0	61.3	64.1
275	Pembuatan perkakasan domestik <i>Manufacture of domestic appliances</i>	81.1	78.1	86.4	78.3	71.8	74.3	78.4	78.3
279	Pembuatan kelengkapan elektrik lain <i>Manufacture of other electrical equipment</i>	83.8	84.4	83.2	84.2	85.6	87.5	81.9	82.9
281 & 282	Pembuatan jentera kegunaan umum dan kegunaan khas <i>Manufacture of general-purpose and special-purpose machinery</i>	78.8	79.8	78.9	76.3	78.0	77.4	75.7	77.0
291	Pembuatan kenderaan bermotor <i>Manufacture of motor vehicles</i>	73.5	75.8	75.3	78.9	71.2	69.4	66.1	68.7
292	Pembuatan kerangka (coachwork) untuk kenderaan bermotor; pembuatan treler dan semi treler <i>Manufacture of bodies (coachwork) for motor vehicles; manufacture of trailers and semi-trailers</i>	71.5	61.5	74.1	78.2	72.8	74.3	70.2	72.2

2017		2018				2019				2020					
Q1	Q2	Q3	Q4	Q1	Q2	Q3	Q4	Q1	Q2	Q3	Q4	Q1	Q2	Q3	Q4
82.4	81.6	82.3	83.1	81.2	79.4	80.0	79.9	79.5	79.9	80.5	81.1	80.9	80.0	82.9	83.9
76.4	76.9	79.4	78.0	77.8	77.5	78.5	76.6	75.4	77.1	76.2	77.4	74.0	69.7	76.5	77.5
81.4	80.8	81.6	81.6	80.9	79.2	77.3	78.7	77.7	75.2	73.2	73.1	73.1	66.2	71.2	69.7
72.4	70.3	69.8	71.9	71.6	71.4	73.3	71.1	70.9	71.1	71.8	72.9	63.1	51.3	68.7	69.7
77.2	71.3	79.2	78.8	79.9	78.0	79.2	75.2	71.3	74.9	78.0	75.9	66.9	56.3	67.6	69.7
81.1	81.7	79.6	80.1	74.3	74.8	75.0	79.7	76.3	76.7	76.8	77.8	72.5	67.2	75.5	76.7
72.5	74.1	72.3	73.2	70.0	72.7	76.7	76.7	76.1	76.2	75.5	74.6	70.3	60.2	71.7	71.3
75.9	77.1	77.5	78.1	78.3	78.3	76.8	77.2	77.7	76.6	77.0	77.3	71.4	62.4	72.2	72.1
74.0	72.8	72.4	74.8	77.3	76.8	78.2	78.9	76.6	77.2	76.2	76.0	71.8	62.3	74.2	74.7
85.4	84.4	86.2	86.5	85.2	84.9	84.5	82.6	81.6	80.8	81.9	82.2	76.4	66.5	77.8	81.4
64.7	65.0	69.3	70.7	70.0	71.3	68.0	64.7	58.2	59.0	67.5	68.8	63.2	58.4	59.6	56.8
78.9	59.6	69.6	76.0	79.2	77.9	79.3	75.5	78.0	68.1	76.2	75.3	73.1	64.2	79.6	80.4
74.0	81.3	88.2	76.2	69.5	70.2	83.0	70.4	69.6	84.1	83.5	73.0	63.6	47.0	71.2	67.8
67.9	67.6	75.0	68.9	70.8	65.4	74.7	68.4	70.4	70.5	67.3	66.8	62.8	53.3	66.9	70.7
80.3	76.7	86.7	94.1	58.8	55.7	51.2	52.9	56.8	58.8	63.8	63.0	74.1	58.2	69.0	72.9
85.2	88.2	83.5	88.6	89.1	81.0	73.3	64.7	60.8	64.9	70.7	66.0	60.4	62.1	83.7	74.0
78.3	76.9	76.3	76.6	77.3	77.2	78.4	75.8	78.1	79.4	78.2	79.8	72.6	70.3	79.0	77.1
90.7	94.5	94.7	93.1	83.5	84.0	82.8	89.5	90.9	89.5	80.7	75.5	62.6	47.5	74.3	73.2
82.5	78.8	78.1	76.0	78.1	76.8	74.7	74.8	76.7	75.9	75.7	75.3	71.2	61.5	72.1	70.2
64.3	62.5	70.5	69.1	68.6	72.3	68.7	64.3	63.5	68.0	67.5	69.9	56.9	56.7	67.7	68.6
70.6	79.7	88.8	86.7	87.7	92.8	82.9	84.6	86.8	78.6	83.8	88.8	75.5	54.2	74.0	72.3
85.9	85.5	88.7	87.9	87.5	87.0	87.8	88.0	83.4	85.7	88.0	87.9	85.9	82.2	85.2	85.5
77.9	76.5	74.9	75.6	78.9	76.4	75.9	74.6	74.9	75.8	75.1	76.8	71.0	65.1	73.1	78.4
66.7	68.9	63.9	69.0	76.5	82.3	73.3	79.3	80.3	74.1	78.8	79.7	67.0	41.5	69.6	70.6
75.7	77.3	77.5	78.2	76.8	76.1	75.8	72.8	75.2	80.0	77.4	77.1	73.5	58.1	71.3	78.9

2b Kapasiti Penggunaan Industri Pembuatan mengikut Kumpulan - Suku Tahunan
Manufacturing Industry Capacity Utilisation by Group - Quarterly

Kod Kumpulan Group Code	Keterangan Kumpulan Group Description	2021				2022				2023
		Q1	Q2	Q3	Q4	Q1	Q2	Q3	Q4	Q1
221	Pembuatan produk getah <i>Manufacture of rubber products</i>	81.3	80.5	73.6	81.1	82.1	81.4	77.6	76.5	77.5
222	Pembuatan produk plastik <i>Manufacture of plastics products</i>	76.2	73.2	70.9	76.3	80.0	79.7	81.4	80.7	80.4
231	Pembuatan kaca dan produk kaca <i>Manufacture of glass and glass products</i>	71.0	73.0	72.7	79.0	85.7	87.1	87.5	80.1	60.8
239	Pembuatan pengeluaran galian bukan logam t.t.t.l. <i>Manufacture of non-metallic mineral products n.e.c.</i>	71.4	64.9	62.4	69.8	77.9	79.6	81.0	79.0	79.8
241	Pembuatan besi dan keluli asas <i>Manufacture of basic iron and steel</i>	69.2	59.5	61.4	67.5	76.2	75.3	77.9	77.9	79.1
242	Pembuatan logam asas berharga dan logam bukan ferus lain <i>Manufacture of basic precious and other non-ferrous metals</i>	78.3	76.3	70.9	82.1	81.5	78.1	80.0	72.1	76.9
243	Pengacuan logam <i>Casting of metals</i>	65.9	61.2	60.3	72.9	78.6	78.9	76.8	72.9	80.4
251 & 252	Pembuatan produk struktur logam, tangki, takungan, penjana wap, senjata dan peluru <i>Manufacture of structural metal products, tanks, reservoirs, steam generators, weapons and ammunition</i>	77.3	75.2	75.3	78.1	81.0	75.8	76.9	78.4	92.4
259	Pembuatan lain-lain produk yang direka daripada logam; aktiviti perkhidmatan kerja logam <i>Manufacture of other fabricated metal products; metal working service activities</i>	76.0	69.3	63.7	71.1	79.7	77.4	77.0	78.9	78.1
261	Pembuatan komponen dan papan elektronik <i>Manufacture of electronic components and boards</i>	82.0	81.3	79.0	82.6	86.3	82.6	86.7	84.4	82.1
262	Pembuatan komputer dan kelengkapan peranti <i>Manufacture of computers and peripheral equipment</i>	63.1	67.3	62.9	61.3	69.4	69.7	76.3	66.0	60.8
263	Pembuatan peralatan komunikasi <i>Manufacture of communication equipment</i>	80.8	79.7	76.7	75.5	78.4	77.9	75.6	78.8	80.5
264	Pembuatan peralatan elektronik pengguna <i>Manufacture of consumer electronics</i>	66.8	76.3	74.7	84.1	70.3	74.6	69.7	70.8	78.8
265	Pembuatan kelengkapan mengukur, menguji, memandu arah dan kawalan; jam tangan dan jam <i>Manufacture of measuring, testing, navigating and control equipment; watches and clocks</i>	69.9	69.6	65.0	66.0	75.7	80.5	85.7	83.6	78.2
266	Pembuatan peralatan penyinaran, perubatan elektro dan elektroterapeutik <i>Manufacture of irradiation, electromedical and electrotherapeutic equipment</i>	66.2	66.7	67.0	72.9	81.3	81.6	80.7	83.3	86.3
267 & 268	Pembuatan peralatan optikal, kelengkapan fotografi, media magnetik dan optikal <i>Manufacture of optical instruments, photographic equipment, magnetic and optical media</i>	70.3	64.9	57.3	81.9	82.5	78.9	88.8	87.1	86.8
271	Pembuatan motor elektrik, penjana, transformer dan perkakasan pengagihan dan pengawalan elektrik <i>Manufacture of electric motors, generators, transformers and electricity distribution and control apparatus</i>	76.2	76.5	73.6	84.2	82.2	80.9	84.5	84.1	84.3
272	Pembuatan bateri dan akumulator <i>Manufacture of batteries and accumulators</i>	77.9	87.6	81.6	82.7	76.9	88.0	81.3	77.9	67.0
273	Pembuatan pendawaian dan peranti pendawaian <i>Manufacture of wiring and wiring devices</i>	72.1	71.3	70.4	77.6	80.3	81.4	81.3	77.9	83.2
274	Pembuatan kelengkapan pencahayaan elektrik <i>Manufacture of electric lighting equipment</i>	68.9	61.8	63.2	74.0	77.6	74.0	79.0	77.8	76.7
275	Pembuatan perkakasan domestik <i>Manufacture of domestic appliances</i>	76.9	74.8	68.4	81.6	83.4	73.4	90.7	90.0	85.6
279	Pembuatan kelengkapan elektrik lain <i>Manufacture of other electrical equipment</i>	89.1	88.9	86.0	87.7	89.9	87.4	90.8	85.7	71.2
281 & 282	Pembuatan jentera kegunaan umum dan kegunaan khas <i>Manufacture of general-purpose and special-purpose machinery</i>	76.3	71.3	70.4	78.4	81.6	82.3	83.6	80.1	79.5
291	Pembuatan kenderaan bermotor <i>Manufacture of motor vehicles</i>	76.9	55.6	42.0	76.8	82.7	77.4	84.6	75.9	87.3
292	Pembuatan kerangka (coachwork) untuk kenderaan bermotor; pembuatan treler dan semi treler <i>Manufacture of bodies (coachwork) for motor vehicles; manufacture of trailers and semi-trailers</i>	59.7	60.2	63.7	73.6	61.7	83.8	79.3	82.8	67.5

Kod Kumpulan Group Code	Keterangan Kumpulan Group Description	2015				2016			
		Q1	Q2	Q3	Q4	Q1	Q2	Q3	Q4
293	Pembuatan alat ganti dan aksesori untuk kenderaan bermotor <i>Manufacture of parts and accessories for motor vehicles</i>	80.9	81.1	79.6	80.7	79.6	79.4	76.7	78.6
301	Pembinaan kapal dan bot <i>Building of ships and boats</i>	73.1	71.0	67.0	65.2	73.1	65.5	74.3	79.7
302, 303, 304 & 309	Pembuatan lokomotif keretapi, rolling stock, kapal angkasa dan udara, jentera berkaitan, kenderaan tempur ketenteraan dan kelengkapan pengangkutan t.t.t.l. <i>Manufacture of railway locomotives, rolling stock, air and spacecraft, related machinery, military fighting vehicles and transport equipment n.e.c.</i>	82.8	80.7	79.7	80.0	81.2	77.9	73.1	77.2
310	Pembuatan perabot <i>Manufacture of furniture</i>	77.3	78.5	77.8	78.4	78.2	78.1	79.8	81.6
321	Pembuatan barang kemas, bijouterie dan artikel <i>Manufacture of jewellery, bijouterie and related articles</i>	77.4	71.6	73.9	69.7	70.0	78.3	74.4	76.5
322, 325 & 329	Pembuatan instrumen muzik, peralatan dan bekalan perubatan dan pergigian dan pembuatan lain t.t.t.l. <i>Manufacture of musical instruments, medical and dental instruments and supplies and other manufacturing n.e.c.</i>	79.7	78.8	78.5	79.6	78.6	77.4	77.5	78.5
323	Pembuatan barangan sukan <i>Manufacture of sports goods</i>	80.8	75.1	73.1	75.0	77.3	76.1	75.8	77.2
324	Pembuatan permainan dan mainan <i>Manufacture of games and toys</i>	80.2	81.0	82.8	87.0	78.6	75.5	77.9	80.7
331 & 332	Pembaikan pemasangan produk logam, jentera dan kelengkapan serta pemasangan jentera perindustrian dan kelengkapan <i>Repair of fabricated metal products, machinery and equipment and installation of industrial machinery and equipment</i>	73.3	69.9	73.8	74.4	77.2	75.9	78.0	78.5
Malaysia		80.2	79.9	80.2	80.2	80.3	80.0	79.2	81.3

2b Kapasiti Penggunaan Industri Pembuatan mengikut Kumpulan - Suku Tahunan
Manufacturing Industry Capacity Utilisation by Group - Quarterly

Kod Kumpulan <i>Group Code</i>	Keterangan Kumpulan <i>Group Description</i>	2017				2018			
		Q1	Q2	Q3	Q4	Q1	Q2	Q3	Q4
293	Pembuatan alat ganti dan aksesori untuk kenderaan bermotor <i>Manufacture of parts and accessories for motor vehicles</i>	74.7	73.2	75.9	77.1	79.9	78.4	76.7	77.2
301	Pembinaan kapal dan bot <i>Building of ships and boats</i>	81.8	73.3	75.6	75.5	67.6	74.5	67.8	73.0
302, 303, 304 & 309	Pembuatan lokomotif keretapi, rolling stock, kapal angkasa dan udara, jentera berkaitan, kenderaan tempur ketenteraan dan kelengkapan pengangkutan t.t.t.l. <i>Manufacture of railway locomotives, rolling stock, air and spacecraft, related machinery, military fighting vehicles and transport equipment n.e.c.</i>	78.2	75.6	78.1	79.8	79.6	71.1	76.2	79.4
310	Pembuatan perabot <i>Manufacture of furniture</i>	82.1	80.3	81.3	82.2	79.9	80.2	79.7	80.2
321	Pembuatan barang kemas, bijouterie dan artikel <i>Manufacture of jewellery, bijouterie and related articles</i>	76.2	76.6	79.0	72.8	77.0	76.0	71.9	77.3
322, 325 & 329	Pembuatan instrumen muzik, peralatan dan bekalan perubatan dan pergigian dan pembuatan lain t.t.t.l. <i>Manufacture of musical instruments, medical and dental instruments and supplies and other manufacturing n.e.c.</i>	74.0	73.5	73.3	72.3	67.3	67.7	69.2	70.1
323	Pembuatan barangan sukan <i>Manufacture of sports goods</i>	70.8	76.8	78.0	75.6	72.8	74.9	73.1	75.2
324	Pembuatan permainan dan mainan <i>Manufacture of games and toys</i>	69.6	66.3	61.6	60.3	58.9	68.3	74.5	78.0
331 & 332	Pembaikan pemasangan produk logam, jentera dan kelengkapan serta pemasangan jentera perindustrian dan kelengkapan <i>Repair of fabricated metal products, machinery and equipment and installation of industrial machinery and equipment</i>	80.4	80.5	83.1	81.2	81.8	73.6	76.2	74.8
Malaysia		79.1	77.7	80.1	80.0	79.7	79.4	79.1	78.3

2019				2020				2021				2022				2023
Q1	Q2	Q3	Q4	Q1	Q2	Q3	Q4	Q1	Q2	Q3	Q4	Q1	Q2	Q3	Q4	Q1
80.2	82.5	78.1	79.1	71.1	52.7	73.9	75.7	80.1	77.3	72.7	79.7	83.8	87.9	89.4	89.3	85.5
74.1	79.1	76.3	70.5	75.7	51.3	61.6	64.8	62.8	68.3	74.9	68.8	75.8	75.6	74.3	73.8	68.0
83.0	80.4	80.5	80.5	81.1	67.5	78.2	85.6	84.1	78.6	55.5	70.5	81.2	84.6	86.0	86.3	87.1
80.1	78.3	79.6	81.6	75.9	51.2	72.8	75.5	74.0	67.6	63.7	75.7	83.1	83.9	85.1	83.0	80.3
73.5	78.1	75.3	79.6	66.6	54.0	74.5	76.4	72.0	71.9	61.3	67.6	76.6	77.5	81.8	83.1	86.3
71.1	73.0	74.6	69.4	74.7	65.2	79.8	76.1	76.5	72.4	72.8	78.6	83.7	84.1	83.4	81.4	86.0
74.7	73.8	72.5	72.9	71.2	63.5	75.3	75.8	76.7	76.0	70.7	75.7	91.9	94.9	88.0	84.6	98.5
69.8	75.8	79.3	66.8	71.3	69.0	85.0	71.5	64.3	49.1	49.7	67.0	75.7	76.6	80.3	69.6	77.6
68.9	69.3	71.1	72.4	70.5	66.1	73.3	72.3	73.7	70.1	66.9	72.5	83.1	80.3	79.2	73.0	83.7
76.1	77.7	78.8	78.7	71.2	60.8	73.0	74.1	76.7	74.3	69.6	75.1	81.1	79.0	81.3	80.2	79.6

2c Kapasiti Penggunaan Industri Pembuatan mengikut Kumpulan - Bulanan
Manufacturing Industry Capacity Utilisation by Group - Monthly

Kod Kumpulan <i>Group Code</i>	Keterangan Kumpulan <i>Group Description</i>	2015								
		Jan.	Feb.	Mac	Apr.	Mei	Jun	Jul.	Ogo.	
101	Pemprosesan dan pengawetan daging <i>Processing and preserving of meat</i>	71.1	71.1	71.1	71.1	71.1	71.1	71.1	71.1	
102	Pemprosesan dan pengawetan ikan, krustasea dan moluska <i>Processing and preserving of fish, crustaceans and molluscs</i>	66.6	63.0	69.3	64.0	69.4	75.2	71.0	67.8	
103	Pemprosesan dan pengawetan buah-buahan dan sayur-sayuran <i>Processing and preserving of fruits and vegetable</i>	57.2	64.7	70.3	74.5	53.4	58.5	58.0	56.3	
104	Pembuatan minyak dan lemak daripada sayuran dan haiwan <i>Manufacture of vegetable and animal oils and fats</i>	62.9	59.6	75.1	75.2	78.5	81.5	76.5	84.1	
105	Pembuatan produk tenusu <i>Manufacture of dairy products</i>	73.9	72.1	76.7	77.4	78.0	79.4	74.7	80.0	
106	Pembuatan produk bijian, kanji dan produk berkanji <i>Manufacture of grain mill products, starches and starch products</i>	79.8	65.3	81.1	70.2	73.6	81.9	67.6	67.0	
107	Pembuatan produk makanan lain <i>Manufacture of other food products</i>	79.4	76.6	75.9	76.8	81.1	81.5	80.6	80.4	
108	Pembuatan makanan haiwan tersedia <i>Manufacture of prepared animal feeds</i>	70.8	66.5	69.0	69.7	69.7	70.6	69.9	76.4	
110	Pembuatan minuman ringan <i>Manufacture of beverages</i>	80.3	69.7	72.7	73.0	79.6	79.4	79.5	70.0	
120	Pembuatan produk tembakau <i>Manufacture of tobacco products</i>	67.7	52.5	79.7	71.3	80.3	71.0	80.2	80.3	
131	Pemintalan, penenunan dan penyiapan tekstil <i>Spinning, weaving and finishing of textiles</i>	69.4	67.5	77.6	76.0	69.2	82.9	83.1	81.5	
139	Pembuatan tekstil lain <i>Manufacture of other textiles</i>	89.0	84.7	87.3	84.6	77.6	78.7	80.8	78.3	
141	Pembuatan pakaian, kecuali pakaian berbulu <i>Manufacture of wearing apparel, except fur apparel</i>	89.1	83.0	88.0	92.6	91.7	94.0	93.1	92.6	
142 & 143	Pembuatan artikel daripada kulit bulu dan pakaian yang dikait dan dikrusye <i>Manufacture of articles of fur, knitted and crocheted apparel</i>	71.2	71.2	71.2	71.2	71.2	71.2	71.2	71.2	
151	Penyamakan dan pembersihan kulit, pembuatan begasi, beg tangan, pelana dan abah-abah pembersihan dan pewarnaan bulu <i>Tanning and dressing of leather; manufacture of luggage, handbags, saddlery and harness; dressing and dyeing of fur</i>	86.6	77.0	85.0	80.7	79.1	82.2	84.5	81.7	
152	Pembuatan kasut <i>Manufacture of footwear</i>	81.5	79.3	83.1	83.8	83.6	83.1	82.6	82.7	
161	Pengilangan dan pengetaman kayu <i>Sawmilling and planing of wood</i>	76.2	71.6	69.9	73.5	73.3	69.6	69.6	74.8	
162	Pembuatan produk daripada kayu, gabus, jerami dan bahan jalinan lain <i>Manufacture of products of wood, cork, straw and plaiting materials</i>	80.1	76.6	77.1	76.7	78.7	78.2	77.9	79.5	
170	Pembuatan kertas dan produk kertas <i>Manufacture of paper and paper products</i>	78.7	74.2	78.5	78.9	78.1	77.4	74.9	75.9	
181 & 182	Percetakan dan aktiviti perkhidmatan berkaitan percetakan dan penerbitan semula media rakaman <i>Printing and service activities related to printing & reproduction of recorded media</i>	78.3	77.6	76.6	75.9	77.8	78.7	78.3	75.5	
192	Pembuatan produk petroleum bertapis <i>Manufacture of refined petroleum products</i>	90.6	90.5	89.6	83.1	87.4	89.3	89.7	75.4	
201	Pembuatan kimia asas, baja dan sebatian nitrogen, plastik dan getah sintetik dalam bentuk primer <i>Manufacture of basic chemicals, fertilizer and nitrogen compounds, plastics and synthetic rubber in primary forms</i>	84.0	85.9	84.1	83.2	78.8	79.4	86.6	85.6	
202 & 203	Pembuatan produk kimia lain dan serat buatan manusia <i>Manufacture of other chemical products and man-made fibres</i>	76.5	73.6	76.4	76.2	76.0	77.0	76.4	77.1	
210	Pembuatan produk farmaseutikal, kimia perubatan dan botani <i>Manufacture of pharmaceuticals, medicinal chemical and botanical products</i>	75.0	70.1	71.5	71.4	71.5	73.8	70.0	73.5	

2016															
Sep.	Okt.	Nov.	Dis.	Jan.	Feb.	Mac	Apr.	Mei	Jun	Jul.	Ogo.	Sep.	Okt.	Nov.	Dis.
71.1	71.1	71.1	71.1	71.1	71.1	71.1	71.1	71.1	71.1	71.1	71.1	71.1	71.1	71.1	71.1
68.8	71.3	68.3	68.9	68.4	67.0	68.6	67.1	65.8	67.6	68.4	64.7	68.3	70.4	70.4	70.7
54.2	50.8	53.4	52.6	60.0	50.9	70.4	72.0	77.1	68.7	67.1	54.9	58.0	55.7	50.5	54.1
80.9	78.4	71.6	66.7	70.0	65.7	73.1	71.3	74.8	71.6	71.9	77.6	74.5	80.1	80.0	74.6
77.6	78.5	75.8	76.6	87.1	77.3	77.9	82.2	79.5	78.0	78.1	77.6	77.4	77.4	77.3	77.7
63.1	77.1	57.5	63.9	77.5	65.4	67.6	67.6	69.7	73.1	71.2	73.5	74.2	75.4	75.9	75.9
78.8	67.7	72.9	81.3	82.3	74.7	75.6	78.1	80.1	77.3	76.2	78.9	76.6	78.2	71.6	78.5
75.0	80.8	75.1	78.5	76.3	75.0	76.4	75.9	76.1	77.1	76.7	76.4	76.6	77.4	78.5	79.2
70.3	73.7	77.2	79.5	83.2	70.3	69.3	76.1	84.0	84.3	77.8	75.3	73.4	76.0	78.4	72.0
71.2	71.1	73.7	80.4	62.1	52.6	88.8	89.6	89.8	80.5	53.2	89.1	71.1	62.1	62.1	80.6
83.1	91.7	89.8	90.3	90.7	87.3	88.2	87.9	88.7	89.8	89.5	90.4	85.5	87.4	82.8	88.4
81.6	80.8	82.6	84.3	82.1	82.2	82.3	83.1	82.5	82.5	81.4	81.0	80.8	80.5	80.6	80.7
91.2	91.3	88.8	90.0	91.9	85.0	91.1	89.2	87.9	90.7	90.1	90.3	91.4	92.0	92.3	85.1
71.2	71.2	71.2	71.2	71.2	71.2	71.2	71.2	71.2	71.2	71.2	71.2	71.2	71.2	71.2	71.2
81.8	82.9	83.7	85.0	87.3	86.9	86.6	88.9	82.4	88.7	84.4	86.5	87.1	87.0	86.9	82.7
80.8	79.3	80.0	80.7	78.5	76.0	78.6	80.7	79.7	77.6	77.9	77.2	81.6	79.2	83.8	81.8
73.4	75.4	75.5	71.3	75.8	72.1	77.2	75.4	75.1	73.2	70.9	73.8	72.8	73.3	75.4	76.4
80.9	79.9	78.4	77.6	76.0	71.0	74.3	73.8	74.1	73.4	71.1	76.0	73.7	76.6	74.2	76.0
77.5	79.8	76.3	77.2	78.0	74.9	81.8	78.7	82.0	81.7	76.4	83.5	81.3	79.8	78.6	82.1
75.1	77.6	76.4	77.4	76.6	74.9	75.1	75.0	76.5	75.6	75.9	76.6	78.4	78.2	76.1	77.0
84.0	89.8	74.1	83.0	88.8	88.3	87.7	78.9	86.3	88.5	83.9	79.5	82.2	88.0	89.2	91.9
81.4	86.4	82.4	83.5	82.2	82.3	84.9	83.2	83.2	85.8	88.9	85.3	86.4	86.8	85.5	84.6
77.7	77.4	75.6	76.4	77.4	76.8	78.2	78.2	78.1	78.2	75.6	77.6	77.0	78.0	78.1	77.8
73.1	71.8	75.7	70.2	75.7	71.3	73.5	75.4	78.6	80.4	70.6	75.9	74.1	73.9	74.3	72.5

2c Kapasiti Penggunaan Industri Pembuatan mengikut Kumpulan - Bulanan
Manufacturing Industry Capacity Utilisation by Group - Monthly

Kod Kumpulan <i>Group Code</i>	Keterangan Kumpulan <i>Group Description</i>	2017								
		Jan.	Feb.	Mac	Apr.	Mei	Jun	Jul.	Ogo.	
101	Pemprosesan dan pengawetan daging <i>Processing and preserving of meat</i>	78.7	79.8	65.1	65.2	64.9	59.4	62.1	69.8	
102	Pemprosesan dan pengawetan ikan, krustasea dan moluska <i>Processing and preserving of fish, crustaceans and molluscs</i>	71.1	67.0	65.5	66.9	69.9	71.5	72.7	74.4	
103	Pemprosesan dan pengawetan buah-buahan dan sayur-sayuran <i>Processing and preserving of fruits and vegetable</i>	54.4	57.0	59.2	60.9	69.2	65.0	65.2	57.4	
104	Pembuatan minyak dan lemak daripada sayuran dan haiwan <i>Manufacture of vegetable and animal oils and fats</i>	65.7	66.9	72.1	81.5	79.5	76.1	77.7	77.8	
105	Pembuatan produk tenusu <i>Manufacture of dairy products</i>	75.2	74.8	74.6	71.1	73.1	70.5	80.5	81.6	
106	Pembuatan produk bijian, kanji dan produk berkanji <i>Manufacture of grain mill products, starches and starch products</i>	67.9	67.0	66.5	65.6	65.3	63.1	67.4	68.7	
107	Pembuatan produk makanan lain <i>Manufacture of other food products</i>	79.7	80.6	78.8	82.1	81.6	79.2	76.5	76.7	
108	Pembuatan makanan haiwan tersedia <i>Manufacture of prepared animal feeds</i>	75.7	67.7	78.1	78.8	77.6	81.9	80.1	83.6	
110	Pembuatan minuman ringan <i>Manufacture of beverages</i>	69.6	61.4	62.7	64.1	74.8	68.6	76.0	72.5	
120	Pembuatan produk tembakau <i>Manufacture of tobacco products</i>	70.9	84.5	84.6	84.3	75.7	75.6	80.1	71.0	
131	Pemintalan, penenunan dan penyiapan tekstil <i>Spinning, weaving and finishing of textiles</i>	67.7	71.4	75.7	62.9	59.9	55.3	59.2	73.4	
139	Pembuatan tekstil lain <i>Manufacture of other textiles</i>	79.0	79.6	80.4	80.3	80.7	80.2	79.9	79.7	
141	Pembuatan pakaian, kecuali pakaian berbulu <i>Manufacture of wearing apparel, except fur apparel</i>	85.6	80.7	85.7	85.5	84.6	75.9	85.9	86.3	
142 & 143	Pembuatan artikel daripada kulit bulu dan pakaian yang dikait dan dikrusye <i>Manufacture of articles of fur, knitted and crocheted apparel</i>	62.6	53.8	65.4	71.8	71.6	73.6	63.7	78.7	
151	Penyamakan dan pembersihan kulit, pembuatan begasi, beg tangan, pelana dan abah-abah pembersihan dan pewarnaan bulu <i>Tanning and dressing of leather; manufacture of luggage, handbags, saddlery and harness; dressing and dyeing of fur</i>	84.5	82.6	87.6	85.1	81.0	79.0	82.6	86.7	
152	Pembuatan kasut <i>Manufacture of footwear</i>	83.4	82.0	82.4	80.6	80.7	81.7	77.4	76.8	
161	Pengilangan dan pengetaman kayu <i>Sawmilling and planing of wood</i>	75.5	74.7	74.6	76.6	76.3	70.4	76.8	77.4	
162	Pembuatan produk daripada kayu, gabus, jerami dan bahan jalinan lain <i>Manufacture of products of wood, cork, straw and plaiting materials</i>	76.1	73.7	75.7	74.7	75.3	71.3	74.2	74.2	
170	Pembuatan kertas dan produk kertas <i>Manufacture of paper and paper products</i>	77.6	77.1	78.3	79.1	80.3	74.9	80.1	77.0	
181 & 182	Percetakan dan aktiviti perkhidmatan berkaitan percetakan dan penerbitan semula media rakaman <i>Printing and service activities related to printing & reproduction of recorded media</i>	75.9	75.8	75.8	79.8	76.4	78.0	77.8	79.8	
192	Pembuatan produk petroleum bertapis <i>Manufacture of refined petroleum products</i>	90.0	89.4	86.2	76.1	81.8	90.7	90.8	88.3	
201	Pembuatan kimia asas, baja dan sebatian nitrogen, plastik dan getah sintetik dalam bentuk primer <i>Manufacture of basic chemicals, fertilizer and nitrogen compounds, plastics and synthetic rubber in primary forms</i>	79.9	77.8	78.0	76.1	75.5	83.2	79.6	79.1	
202 & 203	Pembuatan produk kimia lain dan serat buatan manusia <i>Manufacture of other chemical products and man-made fibres</i>	70.7	70.1	82.1	81.1	78.8	79.8	81.1	81.3	
210	Pembuatan produk farmaseutikal, kimia perubatan dan botani <i>Manufacture of pharmaceuticals, medicinal chemical and botanical products</i>	72.9	64.3	70.6	74.2	69.0	70.4	72.0	73.4	

2018															
Sep.	Okt.	Nov.	Dis.	Jan.	Feb.	Mac	Apr.	Mei	Jun	Jul.	Ogo.	Sep.	Okt.	Nov.	Dis.
68.6	68.2	73.2	71.3	81.0	67.9	68.8	66.5	66.6	66.2	67.2	66.0	67.0	66.4	67.4	66.3
68.3	72.0	72.1	70.9	75.6	73.1	76.2	74.8	74.6	72.7	72.4	70.3	73.3	72.7	73.1	72.1
56.9	55.5	56.2	56.2	68.6	61.5	60.1	60.9	64.4	64.2	64.1	69.3	63.8	61.4	63.5	66.2
78.6	81.8	75.3	79.4	80.6	69.5	80.3	81.0	76.0	69.7	78.8	79.5	77.5	85.9	84.1	81.6
80.4	80.1	80.3	83.3	78.8	82.3	81.5	80.6	79.5	64.2	74.9	76.5	70.6	77.0	72.7	70.9
63.5	67.3	66.3	65.5	62.6	59.5	60.9	61.6	61.3	60.9	61.7	61.1	58.7	59.1	60.0	58.9
78.2	80.3	76.8	75.4	77.3	74.1	82.5	82.5	76.0	77.7	74.3	74.7	80.4	82.2	80.2	80.6
80.4	77.0	76.9	78.0	72.6	69.8	75.6	74.8	73.7	71.1	77.9	73.2	73.0	72.2	71.4	73.5
69.2	60.9	65.1	62.2	68.0	56.0	67.8	76.1	75.2	67.7	81.7	80.7	68.6	74.8	69.7	76.0
80.5	53.6	53.0	62.1	56.1	67.2	63.8	65.6	66.4	66.7	66.8	66.0	67.0	66.0	65.5	66.4
79.8	72.8	63.9	71.2	64.7	54.6	55.2	65.1	65.8	91.3	65.2	65.8	62.7	69.7	62.1	63.6
78.5	80.0	79.4	80.0	79.1	77.7	78.8	79.7	78.2	79.9	78.1	79.5	73.8	73.9	74.2	79.3
86.3	87.6	88.0	89.5	87.4	85.4	88.7	87.9	88.2	85.8	88.9	87.1	85.7	88.2	86.0	87.8
71.0	73.7	65.9	71.7	87.7	85.0	86.8	84.7	86.6	86.1	87.5	86.3	83.8	86.2	86.0	85.5
80.6	85.8	84.4	83.1	82.8	80.7	86.7	87.3	86.5	92.8	93.1	89.2	82.1	81.3	81.5	79.7
75.1	73.9	73.8	76.3	77.4	75.1	77.9	77.7	77.6	75.9	77.1	76.9	77.1	78.3	76.8	76.9
75.1	76.1	75.8	74.3	73.4	68.5	75.2	71.5	72.0	73.0	75.7	73.7	75.8	74.3	75.4	74.0
73.2	77.8	75.7	77.8	77.0	70.8	77.7	77.1	76.5	73.2	76.6	76.9	76.0	76.7	76.3	77.4
77.2	79.0	79.5	78.0	83.1	79.2	81.2	81.9	81.4	78.9	81.6	81.6	80.5	81.6	79.8	80.8
76.7	77.1	76.3	75.4	74.9	74.8	78.4	76.8	79.1	78.5	79.2	78.7	75.8	75.9	73.4	75.5
84.4	87.2	89.5	88.5	88.6	84.1	84.8	86.2	85.2	86.4	85.8	79.6	80.0	76.4	87.0	88.2
82.7	82.7	78.5	80.5	85.3	86.4	84.4	81.5	85.0	80.2	84.8	83.2	84.1	84.7	85.6	83.5
80.3	81.6	80.9	80.1	75.2	80.6	87.4	73.0	81.3	80.0	80.0	65.0	77.0	62.8	77.5	75.1
72.2	76.0	79.9	73.7	75.6	73.8	75.0	72.2	71.8	74.6	79.5	75.9	72.6	75.4	73.1	75.4

2c Kapasiti Penggunaan Industri Pembuatan mengikut Kumpulan - Bulanan
Manufacturing Industry Capacity Utilisation by Group - Monthly

Kod Kumpulan <i>Group Code</i>	Keterangan Kumpulan <i>Group Description</i>	2019								
		Jan.	Feb.	Mac	Apr.	Mei	Jun	Jul.	Ogo.	
101	Pemprosesan dan pengawetan daging <i>Processing and preserving of meat</i>	70.7	73.3	72.3	71.1	72.6	70.9	72.3	73.0	
102	Pemprosesan dan pengawetan ikan, krustasea dan moluska <i>Processing and preserving of fish, crustaceans and molluscs</i>	73.0	68.7	74.3	74.2	73.3	71.7	71.8	70.0	
103	Pemprosesan dan pengawetan buah-buahan dan sayur-sayuran <i>Processing and preserving of fruits and vegetable</i>	75.9	64.9	62.2	64.3	63.8	61.7	62.6	64.3	
104	Pembuatan minyak dan lemak daripada sayuran dan haiwan <i>Manufacture of vegetable and animal oils and fats</i>	67.7	80.1	70.9	71.7	79.2	70.3	71.3	71.6	
105	Pembuatan produk tenusu <i>Manufacture of dairy products</i>	63.4	61.2	65.4	67.6	65.4	60.8	67.9	67.7	
106	Pembuatan produk bijian, kanji dan produk berkanji <i>Manufacture of grain mill products, starches and starch products</i>	68.3	66.5	68.3	68.5	68.2	66.5	66.7	69.3	
107	Pembuatan produk makanan lain <i>Manufacture of other food products</i>	78.6	80.0	82.5	82.4	80.7	77.4	79.9	77.4	
108	Pembuatan makanan haiwan tersedia <i>Manufacture of prepared animal feeds</i>	67.5	67.0	71.2	73.1	74.9	71.5	73.7	74.0	
110	Pembuatan minuman ringan <i>Manufacture of beverages</i>	74.3	63.4	65.2	71.6	72.7	66.1	68.8	72.6	
120	Pembuatan produk tembakau <i>Manufacture of tobacco products</i>	77.6	77.3	79.2	90.0	69.8	72.5	74.4	80.9	
131	Pemintalan, penenunan dan penyiapan tekstil <i>Spinning, weaving and finishing of textiles</i>	66.1	64.3	66.6	66.4	64.3	63.9	65.7	65.6	
139	Pembuatan tekstil lain <i>Manufacture of other textiles</i>	78.7	78.4	78.5	78.7	77.0	78.3	77.9	78.2	
141	Pembuatan pakaian, kecuali pakaian berbulu <i>Manufacture of wearing apparel, except fur apparel</i>	86.3	81.9	87.1	86.6	88.1	85.8	89.2	87.6	
142 & 143	Pembuatan artikel daripada kulit bulu dan pakaian yang dikait dan dikrusye <i>Manufacture of articles of fur, knitted and crocheted apparel</i>	76.5	72.0	74.5	79.6	92.7	92.9	87.3	83.1	
151	Penyamakan dan pembersihan kulit, pembuatan bagasi, beg tangan, pelana dan abah-abah pembersihan dan pewarnaan bulu <i>Tanning and dressing of leather; manufacture of luggage, handbags, saddlery and harness; dressing and dyeing of fur</i>	70.0	75.9	78.9	78.1	81.4	74.5	80.9	79.0	
152	Pembuatan kasut <i>Manufacture of footwear</i>	78.6	74.2	77.4	81.2	78.7	80.9	78.8	81.5	
161	Pengilangan dan pengetaman kayu <i>Sawmilling and planing of wood</i>	77.9	68.3	76.3	76.8	77.3	74.7	74.3	74.9	
162	Pembuatan produk daripada kayu, gabus, jerami dan bahan jalinan lain <i>Manufacture of products of wood, cork, straw and plaiting materials</i>	76.1	72.7	76.4	76.7	73.6	71.1	72.5	74.2	
170	Pembuatan kertas dan produk kertas <i>Manufacture of paper and paper products</i>	78.9	75.8	79.9	80.4	81.5	75.4	79.2	78.1	
181 & 182	Percetakan dan aktiviti perkhidmatan berkaitan percetakan dan penerbitan semula media rakaman <i>Printing and service activities related to printing & reproduction of recorded media</i>	72.5	72.7	73.0	75.0	73.9	74.1	73.8	75.3	
192	Pembuatan produk petroleum bertapis <i>Manufacture of refined petroleum products</i>	73.8	77.4	71.9	72.8	80.0	86.5	83.4	82.4	
201	Pembuatan kimia asas, baja dan sebatian nitrogen, plastik dan getah sintetik dalam bentuk primer <i>Manufacture of basic chemicals, fertilizer and nitrogen compounds, plastics and synthetic rubber in primary forms</i>	80.0	84.5	78.7	82.0	85.0	84.4	82.8	79.6	
202 & 203	Pembuatan produk kimia lain dan serat buatan manusia <i>Manufacture of other chemical products and man-made fibres</i>	76.9	77.5	79.0	75.5	82.1	77.7	77.3	78.1	
210	Pembuatan produk farmaseutikal, kimia perubatan dan botani <i>Manufacture of pharmaceuticals, medicinal chemical and botanical products</i>	75.8	71.7	71.4	76.1	75.4	73.6	76.1	75.7	

2020															
Sep.	Okt.	Nov.	Dis.	Jan.	Feb.	Mac	Apr.	Mei	Jun	Jul.	Ogo.	Sep.	Okt.	Nov.	Dis.
74.2	75.4	75.4	74.8	88.9	88.4	82.2	81.7	85.8	85.3	87.3	86.9	84.8	83.2	84.5	84.5
73.7	74.7	72.2	69.3	70.0	69.4	68.4	68.9	72.7	72.9	73.2	70.9	68.9	71.2	71.4	71.3
62.2	64.6	68.6	69.8	66.0	68.6	53.9	54.8	60.3	67.6	70.7	63.5	63.8	63.1	65.3	73.6
71.8	68.6	66.4	65.4	65.7	68.6	80.8	76.8	79.8	79.6	76.0	69.0	69.5	64.8	61.9	60.5
65.6	65.9	68.5	74.1	73.4	80.6	66.6	67.4	71.7	76.7	73.0	73.9	74.4	73.2	72.7	72.9
69.2	67.1	67.5	67.1	69.6	69.8	55.4	49.3	68.8	54.4	52.0	70.3	56.7	51.0	68.1	54.4
78.9	74.8	76.7	77.9	78.3	75.6	72.5	70.7	75.5	83.1	78.2	81.7	83.3	85.1	80.7	83.5
72.0	76.8	74.3	75.6	73.8	74.5	74.0	74.6	71.8	70.9	75.0	74.7	71.9	74.9	70.8	71.8
73.5	75.9	76.2	77.1	71.4	73.6	58.9	49.8	50.9	62.9	65.0	66.6	71.0	72.0	70.2	71.2
76.4	77.4	75.6	71.5	73.9	72.5	54.0	1.6	73.6	68.6	76.0	73.2	62.1	53.4	52.1	55.4
65.6	66.9	66.7	64.4	75.2	73.3	61.1	30.5	49.7	64.6	65.4	65.2	65.2	66.0	66.6	67.0
77.3	77.5	77.9	77.8	78.1	77.3	73.5	61.0	71.9	73.8	76.0	75.5	75.9	74.0	74.1	74.1
86.1	86.5	87.4	90.8	78.9	80.2	70.1	52.9	60.1	71.1	69.4	73.6	75.3	75.8	74.2	76.9
79.5	84.3	78.0	73.4	67.6	66.6	51.7	35.0	57.4	54.1	59.5	54.0	59.2	65.1	64.2	60.2
78.8	80.6	80.5	83.2	74.6	68.6	48.3	35.5	58.3	69.6	70.2	65.6	66.5	63.8	72.6	75.3
79.4	83.4	80.8	83.7	83.2	85.0	77.6	52.9	78.5	75.6	77.4	77.9	78.6	79.5	81.7	80.6
76.9	77.4	77.1	71.2	73.9	74.6	58.9	56.7	66.5	72.2	68.4	71.4	72.4	71.3	69.7	69.4
71.0	73.6	71.4	71.9	69.8	70.5	59.9	54.4	60.0	70.1	70.6	69.6	70.4	69.0	70.7	70.7
78.8	79.7	81.2	79.7	78.5	78.6	66.1	61.8	68.1	75.2	75.9	74.5	76.6	77.2	77.0	77.0
73.3	72.1	73.5	73.3	71.8	71.7	58.2	29.7	42.5	78.2	85.1	70.5	80.7	70.8	69.5	70.0
84.8	81.6	85.6	83.8	67.5	69.2	60.3	32.0	54.2	66.6	65.3	66.6	69.2	73.4	62.6	69.0
82.9	83.2	84.2	82.4	78.0	79.4	70.8	63.0	78.1	75.8	77.8	76.0	80.0	81.7	80.6	77.8
71.8	72.8	77.1	73.4	76.6	74.0	62.0	45.3	48.3	59.2	65.2	70.5	73.0	69.8	69.1	71.7
71.9	72.3	72.1	67.5	76.2	73.5	69.2	69.4	68.6	73.6	73.4	77.1	77.6	76.0	72.0	77.5

2c Kapasiti Penggunaan Industri Pembuatan mengikut Kumpulan - Bulanan
Manufacturing Industry Capacity Utilisation by Group - Monthly

Kod Kumpulan <i>Group Code</i>	Keterangan Kumpulan <i>Group Description</i>	2021									
		Jan.	Feb.	Mac	Apr.	Mei	Jun	Jul.	Ogo.	Sep.	
101	Pemprosesan dan pengawetan daging <i>Processing and preserving of meat</i>	88.0	84.0	84.4	83.9	78.3	76.9	73.1	76.5	76.7	
102	Pemprosesan dan pengawetan ikan, krustasea dan moluska <i>Processing and preserving of fish, crustaceans and molluscs</i>	69.6	69.9	70.9	71.2	71.7	71.0	69.9	68.9	70.5	
103	Pemprosesan dan pengawetan buah-buahan dan sayur-sayuran <i>Processing and preserving of fruits and vegetable</i>	72.9	63.9	66.5	65.9	67.0	57.2	58.5	64.8	57.0	
104	Pembuatan minyak dan lemak daripada sayuran dan haiwan <i>Manufacture of vegetable and animal oils and fats</i>	68.9	69.0	82.2	81.7	70.6	77.5	81.4	79.1	81.6	
105	Pembuatan produk tenusu <i>Manufacture of dairy products</i>	74.0	73.4	74.7	73.5	69.2	71.7	67.0	67.4	59.5	
106	Pembuatan produk bijian, kanji dan produk berkanji <i>Manufacture of grain mill products, starches and starch products</i>	58.7	58.9	59.6	59.7	58.2	58.3	61.5	61.1	62.7	
107	Pembuatan produk makanan lain <i>Manufacture of other food products</i>	80.6	77.5	83.9	80.7	80.0	81.5	81.1	79.6	80.7	
108	Pembuatan makanan haiwan tersedia <i>Manufacture of prepared animal feeds</i>	70.6	64.6	70.2	72.7	71.5	72.0	75.8	71.6	69.6	
110	Pembuatan minuman ringan <i>Manufacture of beverages</i>	69.6	61.9	69.1	68.4	61.6	58.0	57.3	61.1	74.0	
120	Pembuatan produk tembakau <i>Manufacture of tobacco products</i>	78.4	81.1	81.4	76.3	79.3	9.7	8.8	9.9	77.6	
131	Pemintalan, penenunan dan penyiapan tekstil <i>Spinning, weaving and finishing of textiles</i>	75.6	86.7	80.6	83.8	76.5	70.7	71.5	62.2	67.8	
139	Pembuatan tekstil lain <i>Manufacture of other textiles</i>	74.6	69.9	70.9	72.4	76.9	68.1	67.2	71.6	74.1	
141	Pembuatan pakaian, kecuali pakaian berbulu <i>Manufacture of wearing apparel, except fur apparel</i>	80.6	76.9	78.6	79.7	79.1	70.6	69.1	71.6	72.1	
142 & 143	Pembuatan artikel daripada kulit bulu dan pakaian yang dikait dan dikrusye <i>Manufacture of articles of fur, knitted and crocheted apparel</i>	69.6	57.4	57.2	54.0	53.8	78.0	75.3	39.7	53.6	
151	Penyamakan dan pembersihan kulit, pembuatan begasi, beg tangan, pelana dan abah-abah pembersihan dan pewarnaan bulu <i>Tanning and dressing of leather; manufacture of luggage, handbags, saddlery and harness; dressing and dyeing of fur</i>	68.1	65.6	65.7	68.4	65.5	49.8	63.2	58.0	77.9	
152	Pembuatan kasut <i>Manufacture of footwear</i>	78.8	79.3	84.2	83.1	82.1	84.6	67.7	66.1	68.7	
161	Pengilangan dan pengetaman kayu <i>Sawmilling and planing of wood</i>	70.2	68.8	70.4	69.7	68.1	60.1	64.7	68.0	68.1	
162	Pembuatan produk daripada kayu, gabus, jerami dan bahan jalinan lain <i>Manufacture of products of wood, cork, straw and plaiting materials</i>	67.9	68.5	69.7	69.6	71.5	66.3	63.4	67.1	68.8	
170	Pembuatan kertas dan produk kertas <i>Manufacture of paper and paper products</i>	79.7	75.1	78.1	76.8	75.5	73.7	70.8	68.4	71.9	
181 & 182	Percetakan dan aktiviti perkhidmatan berkaitan percetakan dan penerbitan semula media rakaman <i>Printing and service activities related to printing & reproduction of recorded media</i>	70.3	70.8	72.6	70.9	68.5	66.8	65.2	67.0	67.4	
192	Pembuatan produk petroleum bertapis <i>Manufacture of refined petroleum products</i>	78.8	79.2	78.0	78.0	79.1	74.7	74.3	64.5	53.8	
201	Pembuatan kimia asas, baja dan sebatian nitrogen, plastik dan getah sintetik dalam bentuk primer <i>Manufacture of basic chemicals, fertilizer and nitrogen compounds, plastics and synthetic rubber in primary forms</i>	84.7	84.2	80.4	78.9	84.2	76.7	78.6	77.4	84.1	
202 & 203	Pembuatan produk kimia lain dan serat buatan manusia <i>Manufacture of other chemical products and man-made fibres</i>	72.8	70.1	72.0	71.8	68.3	72.7	68.6	65.5	72.7	
210	Pembuatan produk farmaseutikal, kimia perubatan dan botani <i>Manufacture of pharmaceuticals, medicinal chemical and botanical products</i>	72.1	74.1	72.4	75.0	69.8	68.9	72.3	74.3	76.7	

2022												2023					
Okt.	Nov.	Dis.	Jan.	Feb.	Mac	Apr.	Mei	Jun	Jul.	Ogo.	Sep.	Okt.	Nov.	Dis.	Jan.	Feb.	Mac
79.8	80.2	80.6	81.3	76.5	79.1	80.6	81.1	80.4	82.9	82.0	83.1	81.0	81.7	81.4	85.2	86.0	86.1
71.2	68.4	71.2	74.6	69.5	75.8	71.5	71.6	73.8	77.7	75.3	78.4	76.1	77.1	78.0	77.7	73.4	74.7
56.8	64.8	75.2	82.8	73.1	80.6	78.7	77.1	84.0	81.6	76.3	75.3	71.9	86.3	78.6	72.9	83.9	81.5
71.9	69.2	65.3	66.2	62.6	65.1	59.1	69.6	68.7	67.9	70.5	68.7	71.6	74.1	65.2	64.8	67.3	65.7
67.2	59.4	70.6	84.6	80.0	80.7	81.8	77.8	74.1	78.2	74.6	71.7	78.2	69.9	68.1	72.9	76.7	78.3
58.7	58.4	59.8	73.0	58.8	67.1	55.0	65.1	73.3	71.1	73.6	75.4	74.7	76.1	77.1	76.6	75.2	74.0
79.4	76.8	78.5	84.2	76.2	84.6	71.5	86.0	87.4	88.3	89.1	85.4	84.8	83.1	85.9	88.8	85.1	89.7
68.0	72.2	70.5	82.5	66.3	75.7	75.6	78.6	83.0	84.8	84.7	80.9	81.9	81.1	84.2	82.5	78.8	78.5
74.3	78.3	73.8	87.9	80.5	81.1	81.1	80.8	79.5	82.6	82.4	80.4	79.9	78.8	83.5	79.0	77.3	77.3
80.8	81.0	72.0	97.9	99.1	97.7	79.1	99.3	96.8	74.3	54.6	77.6	77.5	56.5	99.6	68.1	57.7	77.5
69.2	69.6	69.9	88.5	86.2	90.0	82.4	78.4	83.4	86.1	87.1	94.5	87.1	86.0	88.6	58.3	65.5	66.5
78.8	79.8	80.0	87.0	81.0	79.0	89.6	86.5	84.9	84.9	83.4	83.6	81.2	81.6	71.1	82.4	86.8	75.9
77.5	79.7	80.6	73.1	70.6	75.9	78.6	81.1	75.6	77.5	71.8	73.2	68.6	69.2	73.3	77.9	72.8	68.2
60.8	66.5	64.3	63.6	64.2	72.0	71.9	64.0	89.3	86.6	70.7	66.4	67.0	72.4	83.0	85.9	74.1	73.4
77.4	76.4	74.8	91.6	84.8	87.3	79.9	74.2	93.8	90.7	95.5	94.5	93.7	95.5	94.6	97.0	93.8	94.1
70.0	71.5	69.1	88.5	82.9	90.9	89.8	91.3	91.6	90.7	93.2	90.2	90.5	90.3	92.1	86.1	74.5	76.1
70.5	71.7	67.2	72.3	70.6	79.7	78.6	76.4	81.2	78.6	79.4	78.9	75.5	77.6	79.1	73.7	76.0	75.6
74.7	72.9	69.6	71.6	70.8	73.8	72.2	70.8	72.1	69.6	73.8	71.6	71.6	67.4	66.6	65.9	65.8	66.6
70.7	73.7	75.5	83.6	80.0	84.5	80.3	76.8	80.9	79.5	78.1	77.6	77.9	75.4	76.5	74.6	77.3	79.9
71.7	71.3	70.4	73.0	73.2	70.5	75.9	75.9	80.5	76.7	77.6	77.0	76.1	81.7	80.3	78.2	79.8	81.8
57.3	64.6	67.7	85.7	90.8	76.8	86.4	71.6	66.2	79.8	80.1	85.0	84.7	86.4	85.9	85.9	79.4	81.4
82.8	84.7	82.3	81.8	76.8	84.4	83.0	80.2	76.9	80.7	82.3	75.2	82.1	80.5	78.1	80.3	81.0	79.8
69.1	73.4	73.5	76.6	78.3	79.6	71.8	76.1	76.1	69.3	75.9	72.2	70.1	70.9	67.7	67.1	67.2	76.1
69.8	72.4	71.3	78.6	71.1	80.4	78.5	76.3	84.6	86.7	88.2	84.2	82.2	79.2	69.5	79.6	85.8	83.1

2c Kapasiti Penggunaan Industri Pembuatan mengikut Kumpulan - Bulanan
Manufacturing Industry Capacity Utilisation by Group - Monthly

Kod Kumpulan <i>Group Code</i>	Keterangan Kumpulan <i>Group Description</i>	2015								
		Jan.	Feb.	Mac	Apr.	Mei	Jun	Jul.	Ogo.	
221	Pembuatan produk getah <i>Manufacture of rubber products</i>	80.2	77.7	81.2	81.1	81.1	80.3	79.1	82.4	
222	Pembuatan produk plastik <i>Manufacture of plastics products</i>	76.7	74.9	77.6	77.0	75.4	75.1	74.2	76.3	
231	Pembuatan kaca dan produk kaca <i>Manufacture of glass and glass products</i>	80.0	79.6	82.2	83.2	81.3	80.7	82.6	83.3	
239	Pembuatan pengeluaran galian bukan logam t.t.t.l. <i>Manufacture of non-metallic mineral products n.e.c.</i>	75.8	74.2	73.0	71.8	70.1	71.1	69.7	74.5	
241	Pembuatan besi dan keluli asas <i>Manufacture of basic iron and steel</i>	82.7	74.7	81.1	77.1	76.6	68.7	67.5	73.9	
242	Pembuatan logam asas berharga dan logam bukan ferus lain <i>Manufacture of basic precious and other non-ferrous metals</i>	77.7	73.1	80.1	78.5	77.7	76.1	76.9	77.2	
243	Pengacuan logam <i>Casting of metals</i>	78.2	78.2	78.2	78.2	78.2	78.2	78.2	78.2	
251 & 252	Pembuatan produk struktur logam, tangki, takungan, penjana wap, senjata dan peluru <i>Manufacture of structural metal products, tanks, reservoirs, steam generators, weapons and ammunition</i>	76.9	75.9	78.8	74.4	77.0	77.0	77.0	78.0	
259	Pembuatan lain-lain produk yang direka daripada logam; aktiviti perkhidmatan kerja logam <i>Manufacture of other fabricated metal products; metal working service activities</i>	78.9	75.7	78.0	81.0	78.1	79.3	78.3	78.3	
261	Pembuatan komponen dan papan elektronik <i>Manufacture of electronic components and boards</i>	83.5	83.5	84.8	82.9	83.5	82.6	80.6	82.5	
262	Pembuatan komputer dan kelengkapan peranti <i>Manufacture of computers and peripheral equipment</i>	77.2	75.6	79.2	79.2	79.2	80.4	78.4	77.0	
263	Pembuatan peralatan komunikasi <i>Manufacture of communication equipment</i>	78.2	74.1	77.9	74.4	71.1	81.6	72.2	54.9	
264	Pembuatan peralatan elektronik pengguna <i>Manufacture of consumer electronics</i>	66.7	63.7	66.0	75.7	81.0	80.9	89.2	94.3	
265	Pembuatan kelengkapan mengukur, menguji, memandu arah dan kawalan; jam tangan dan jam <i>Manufacture of measuring, testing, navigating and control equipment; watches and clocks</i>	65.2	61.1	75.2	68.5	65.6	87.0	68.8	66.0	
266	Pembuatan peralatan penyinaran, perubatan elektro dan elektroterapeutik <i>Manufacture of irradiation, electromedical and electrotherapeutic equipment</i>	97.5	82.4	96.9	88.9	89.1	79.8	64.1	83.2	
267 & 268	Pembuatan peralatan optikal, kelengkapan fotografi, media magnetik dan optikal <i>Manufacture of optical instruments, photographic equipment, magnetic and optical media</i>	84.8	84.2	84.0	78.5	76.6	76.4	77.2	74.9	
271	Pembuatan motor elektrik, penjana, transformer dan perkakasan pengagihan dan pengawalan elektrik <i>Manufacture of electric motors, generators, transformers and electricity distribution and control apparatus</i>	78.8	79.0	78.9	72.3	74.5	71.0	73.4	67.3	
272	Pembuatan bateri dan akumulator <i>Manufacture of batteries and accumulators</i>	90.1	89.3	87.4	88.2	80.8	79.1	79.7	78.6	
273	Pembuatan pendawaian dan peranti pendawaian <i>Manufacture of wiring and wiring devices</i>	79.3	75.6	77.4	74.9	75.6	78.2	76.6	77.7	
274	Pembuatan kelengkapan pencahayaan elektrik <i>Manufacture of electric lighting equipment</i>	69.8	69.6	75.3	72.1	68.6	71.8	67.4	57.9	
275	Pembuatan perkakasan domestik <i>Manufacture of domestic appliances</i>	82.1	80.2	81.1	82.4	70.0	81.8	85.9	87.3	
279	Pembuatan kelengkapan elektrik lain <i>Manufacture of other electrical equipment</i>	82.6	82.8	86.0	84.7	83.4	85.2	83.6	83.7	
281 & 282	Pembuatan jentera kegunaan umum dan kegunaan khas <i>Manufacture of general-purpose and special-purpose machinery</i>	78.5	76.8	81.1	80.7	79.1	79.7	78.0	79.1	
291	Pembuatan kenderaan bermotor <i>Manufacture of motor vehicles</i>	72.0	74.8	73.8	74.7	83.5	69.0	71.7	77.2	
292	Pembuatan kerangka (coachwork) untuk kenderaan bermotor; pembuatan treler dan semi treler <i>Manufacture of bodies (coachwork) for motor vehicles; manufacture of trailers and semi-trailers</i>	69.9	67.8	76.9	63.3	60.6	60.5	74.4	69.8	

2016															
Sep.	Okt.	Nov.	Dis.	Jan.	Feb.	Mac	Apr.	Mei	Jun	Jul.	Ogo.	Sep.	Okt.	Nov.	Dis.
82.4	82.4	81.4	82.3	82.1	81.7	83.8	83.0	81.1	81.9	81.7	82.7	82.5	82.5	82.7	82.4
76.4	77.2	77.1	76.2	74.4	73.1	75.7	76.1	75.6	75.8	74.4	74.9	75.0	75.7	75.8	75.3
82.0	82.1	81.1	82.7	81.1	78.5	81.2	80.0	79.7	79.8	80.7	80.1	82.9	80.5	81.4	82.5
73.9	75.7	72.4	70.5	77.4	72.9	75.1	76.5	75.6	74.6	71.2	75.0	74.2	75.3	76.8	74.7
72.9	77.1	73.2	78.6	72.6	67.0	75.7	77.1	80.6	79.8	67.1	75.2	76.2	78.1	79.9	80.7
76.3	80.8	77.3	78.2	76.9	74.3	78.6	79.5	78.7	79.0	77.6	79.3	78.1	78.3	76.2	79.3
78.2	78.2	78.2	78.2	78.2	78.2	78.2	78.2	78.2	78.2	78.2	78.2	78.2	78.2	78.2	78.2
77.0	78.4	78.7	78.9	78.1	75.7	76.6	76.5	77.0	77.5	76.6	77.1	76.9	77.6	77.0	78.6
78.4	78.6	79.1	78.3	78.9	75.2	76.8	77.2	76.6	75.4	73.5	75.6	78.0	77.1	78.7	77.5
82.7	80.8	79.9	81.5	81.8	83.1	85.8	84.4	84.5	85.0	82.3	86.0	85.5	85.1	86.2	86.3
93.0	82.5	82.2	76.7	79.8	76.1	83.4	78.5	66.7	63.0	61.4	63.8	74.3	70.1	70.8	71.0
92.4	82.0	81.3	89.6	78.9	76.2	92.6	73.9	76.6	81.9	70.4	74.3	91.7	79.2	81.9	90.1
91.9	92.4	86.9	77.8	83.6	76.1	78.9	75.8	80.8	87.0	80.1	92.4	90.6	88.3	79.7	72.8
70.9	78.8	85.6	70.1	65.2	63.2	63.8	63.4	64.7	76.7	64.2	66.8	70.9	70.7	69.4	78.1
82.5	97.8	95.7	95.4	95.4	86.9	94.7	95.2	97.6	93.7	72.3	89.9	80.5	92.1	99.5	86.8
72.4	73.4	72.6	77.7	79.7	78.6	78.9	77.0	76.2	79.1	76.1	75.3	73.7	74.8	78.1	78.6
72.2	72.5	73.2	72.2	71.5	72.4	73.8	73.7	73.5	75.6	76.5	79.3	76.0	76.5	78.0	78.1
82.0	82.3	84.6	83.7	82.3	82.4	83.7	82.5	84.1	81.1	78.7	82.7	76.2	78.8	55.6	79.6
77.8	77.3	77.5	79.2	79.0	77.6	78.9	77.9	76.0	75.1	72.0	74.8	72.5	71.6	76.4	75.9
68.9	63.1	59.5	55.4	66.7	62.4	65.8	62.1	60.0	66.9	57.1	65.0	61.8	61.2	66.2	64.9
85.9	80.5	80.0	74.4	71.4	69.4	74.5	74.5	71.2	77.2	76.3	79.0	79.9	78.0	78.6	78.4
82.2	83.4	83.3	85.8	87.3	83.9	85.6	87.5	86.7	88.3	81.3	83.5	81.0	78.9	82.7	87.2
79.6	76.8	76.7	75.5	78.0	77.7	78.2	77.5	76.7	78.1	73.2	77.7	76.2	77.0	77.5	76.5
76.8	81.6	80.9	74.4	66.7	69.1	77.9	74.2	69.8	64.2	73.9	60.2	64.3	68.8	68.6	68.5
78.3	78.0	82.8	73.8	69.9	71.1	77.4	75.9	74.1	72.8	63.4	68.7	78.6	80.0	67.9	68.7

2c Kapasiti Penggunaan Industri Pembuatan mengikut Kumpulan - Bulanan
Manufacturing Industry Capacity Utilisation by Group - Monthly

Kod Kumpulan <i>Group Code</i>	Keterangan Kumpulan <i>Group Description</i>	2017								
		Jan.	Feb.	Mac	Apr.	Mei	Jun	Jul.	Ogo.	
221	Pembuatan produk getah <i>Manufacture of rubber products</i>	82.1	82.1	82.9	82.3	80.9	81.5	82.6	82.4	
222	Pembuatan produk plastik <i>Manufacture of plastics products</i>	75.7	75.9	77.5	76.6	76.6	77.3	78.9	80.2	
231	Pembuatan kaca dan produk kaca <i>Manufacture of glass and glass products</i>	82.1	79.6	82.6	80.5	81.1	80.7	81.6	81.2	
239	Pembuatan pengeluaran galian bukan logam t.t.t.l. <i>Manufacture of non-metallic mineral products n.e.c.</i>	75.5	71.8	69.9	71.5	69.1	70.3	70.0	70.3	
241	Pembuatan besi dan keluli asas <i>Manufacture of basic iron and steel</i>	79.4	71.2	81.1	72.2	74.8	67.0	80.1	83.1	
242	Pembuatan logam asas berharga dan logam bukan ferus lain <i>Manufacture of basic precious and other non-ferrous metals</i>	79.1	80.5	83.7	82.2	83.2	79.6	81.1	80.5	
243	Pengacuan logam <i>Casting of metals</i>	70.7	71.7	75.1	74.8	74.2	73.5	72.6	72.6	
251 & 252	Pembuatan produk struktur logam, tangki, takungan, penjana wap, senjata dan peluru <i>Manufacture of structural metal products, tanks, reservoirs, steam generators, weapons and ammunition</i>	73.7	77.3	76.6	76.7	77.2	77.3	78.9	76.8	
259	Pembuatan lain-lain produk yang direka daripada logam; aktiviti perkhidmatan kerja logam <i>Manufacture of other fabricated metal products; metal working service activities</i>	74.6	73.4	73.9	73.1	74.9	70.5	72.2	73.2	
261	Pembuatan komponen dan papan elektronik <i>Manufacture of electronic components and boards</i>	85.0	84.7	86.5	84.1	85.1	83.9	85.1	86.5	
262	Pembuatan komputer dan kelengkapan peranti <i>Manufacture of computers and peripheral equipment</i>	62.8	62.0	69.2	64.2	63.4	67.5	64.8	69.4	
263	Pembuatan peralatan komunikasi <i>Manufacture of communication equipment</i>	74.7	76.9	85.2	60.4	57.0	61.4	59.3	58.6	
264	Pembuatan peralatan elektronik pengguna <i>Manufacture of consumer electronics</i>	72.3	76.9	72.8	78.6	85.8	79.4	85.5	91.3	
265	Pembuatan kelengkapan mengukur, menguji, memandu arah dan kawalan; jam tangan dan jam <i>Manufacture of measuring, testing, navigating and control equipment; watches and clocks</i>	67.2	68.6	67.8	65.0	66.8	71.0	76.8	77.6	
266	Pembuatan peralatan penyinaran, perubatan elektro dan elektroterapeutik <i>Manufacture of irradiation, electromedical and electrotherapeutic equipment</i>	84.1	74.7	82.1	73.5	90.4	66.1	85.8	94.8	
267 & 268	Pembuatan peralatan optikal, kelengkapan fotografi, media magnetik dan optikal <i>Manufacture of optical instruments, photographic equipment, magnetic and optical media</i>	83.0	85.4	87.1	88.9	89.0	86.6	85.1	82.0	
271	Pembuatan motor elektrik, penjana, transformer dan perkakasan pengagihan dan pengawalan elektrik <i>Manufacture of electric motors, generators, transformers and electricity distribution and control apparatus</i>	76.6	78.3	80.0	79.6	76.1	75.1	77.1	76.9	
272	Pembuatan bateri dan akumulator <i>Manufacture of batteries and accumulators</i>	83.4	93.6	95.1	95.0	96.9	91.6	94.7	94.2	
273	Pembuatan pendawaian dan peranti pendawaian <i>Manufacture of wiring and wiring devices</i>	84.1	82.6	81.0	79.2	80.5	76.9	78.7	79.1	
274	Pembuatan kelengkapan pencahayaan elektrik <i>Manufacture of electric lighting equipment</i>	70.5	58.3	64.1	64.4	63.2	60.1	67.5	70.4	
275	Pembuatan perkakasan domestik <i>Manufacture of domestic appliances</i>	74.5	69.7	67.7	80.5	79.1	79.5	90.1	87.6	
279	Pembuatan kelengkapan elektrik lain <i>Manufacture of other electrical equipment</i>	86.7	83.7	87.3	79.4	88.7	88.4	89.8	90.1	
281 & 282	Pembuatan jentera kegunaan umum dan kegunaan khas <i>Manufacture of general-purpose and special-purpose machinery</i>	78.5	76.4	78.9	78.1	77.5	73.9	75.1	75.4	
291	Pembuatan kenderaan bermotor <i>Manufacture of motor vehicles</i>	67.2	66.3	66.7	61.9	70.5	74.5	70.2	61.7	
292	Pembuatan kerangka (coachwork) untuk kenderaan bermotor; pembuatan treler dan semi treler <i>Manufacture of bodies (coachwork) for motor vehicles; manufacture of trailers and semi-trailers</i>	77.1	76.4	73.4	76.1	77.3	78.3	77.0	76.6	

2018															
Sep.	Okt.	Nov.	Dis.	Jan.	Feb.	Mac	Apr.	Mei	Jun	Jul.	Ogo.	Sep.	Okt.	Nov.	Dis.
81.9	83.5	82.9	82.8	82.3	79.8	81.7	79.9	79.6	78.6	80.2	80.0	79.8	80.6	79.4	79.6
79.2	78.5	78.3	77.3	78.2	77.1	78.1	78.9	77.6	76.0	80.1	78.9	76.3	77.6	75.8	76.3
82.0	81.4	81.7	81.9	79.6	79.1	83.9	81.8	80.6	75.1	77.3	78.2	76.4	79.0	80.1	76.9
69.1	71.3	73.1	71.1	73.4	68.2	73.1	72.6	71.5	70.1	74.0	73.2	72.7	72.0	71.1	70.2
74.4	78.4	79.7	78.5	81.2	75.3	83.0	81.0	79.3	73.7	81.9	78.5	77.2	78.1	70.7	76.9
77.1	80.9	80.2	79.3	75.5	71.6	75.8	76.0	75.3	73.2	76.4	74.6	74.0	81.4	78.7	78.8
71.6	71.8	74.7	73.0	71.3	69.0	69.7	71.4	74.0	72.8	73.1	79.4	77.6	78.2	74.9	76.9
76.6	77.7	77.8	78.7	79.4	77.4	78.1	78.6	78.0	78.3	78.3	74.2	77.9	77.8	77.0	76.9
71.9	73.9	74.3	76.0	77.5	75.8	78.6	78.0	76.8	75.5	77.2	79.2	78.0	79.2	79.1	78.4
87.1	86.3	87.4	85.9	83.2	85.4	86.9	85.3	85.2	84.1	85.3	84.0	84.1	83.6	82.1	81.9
73.5	68.6	69.6	74.0	69.3	65.5	75.4	71.2	71.7	71.2	65.1	70.6	68.2	66.0	64.3	64.0
91.1	67.7	72.0	88.2	85.0	69.9	82.7	80.7	80.0	72.8	84.1	78.2	75.5	78.0	73.8	74.6
87.7	85.6	77.5	65.3	66.2	57.7	84.6	66.7	72.7	71.1	82.5	83.1	83.4	79.4	65.4	66.5
70.6	67.6	70.1	69.2	71.4	73.9	67.1	66.9	69.1	60.1	74.4	79.2	70.6	60.9	72.3	72.0
79.4	94.4	95.8	92.0	53.3	67.1	55.9	55.9	57.0	54.3	51.6	50.2	51.9	52.1	55.0	51.6
83.6	91.7	88.5	85.6	89.1	89.9	88.4	87.9	78.9	76.1	78.2	73.9	67.8	67.9	63.5	62.7
74.7	75.9	78.0	76.0	75.8	76.9	79.4	79.4	76.8	75.5	78.6	79.6	77.2	77.2	75.8	74.5
95.2	95.4	94.0	90.0	83.6	83.6	83.4	83.4	84.8	83.8	79.8	84.3	84.4	91.4	90.6	86.4
76.5	77.0	76.1	75.0	79.7	77.2	77.5	77.4	76.1	76.9	77.6	72.5	73.9	77.0	73.2	74.3
73.7	65.6	70.7	71.0	72.0	66.6	67.3	77.9	66.6	72.5	73.4	63.2	69.6	66.3	63.0	63.5
88.5	88.7	84.3	87.1	89.0	84.8	89.4	94.9	95.6	87.9	81.3	83.1	84.3	83.8	84.2	85.6
86.3	89.6	88.2	85.9	87.0	86.9	88.7	87.4	87.1	86.6	87.2	89.0	87.0	89.1	87.5	87.3
74.1	74.9	76.3	75.6	78.1	77.4	81.3	78.5	76.6	74.2	76.8	75.1	75.8	76.1	73.4	74.5
59.9	54.3	75.1	77.5	78.4	71.2	80.0	80.8	82.1	84.1	84.6	71.4	63.9	79.2	82.4	76.2
78.8	78.5	77.7	78.4	79.9	75.2	75.3	76.4	76.8	75.1	74.0	80.2	73.2	68.6	76.3	73.3

2c Kapasiti Penggunaan Industri Pembuatan mengikut Kumpulan - Bulanan
Manufacturing Industry Capacity Utilisation by Group - Monthly

Kod Kumpulan <i>Group Code</i>	Keterangan Kumpulan <i>Group Description</i>	2019							
		Jan.	Feb.	Mac	Apr.	Mei	Jun	Jul.	Ogo.
221	Pembuatan produk getah <i>Manufacture of rubber products</i>	79.9	79.1	79.6	79.0	80.4	80.4	80.6	81.2
222	Pembuatan produk plastik <i>Manufacture of plastics products</i>	76.5	73.6	76.0	78.1	78.2	74.9	77.4	76.0
231	Pembuatan kaca dan produk kaca <i>Manufacture of glass and glass products</i>	79.6	75.9	77.5	75.5	74.2	75.9	75.3	71.4
239	Pembuatan pengeluaran galian bukan logam t.t.t.l. <i>Manufacture of non-metallic mineral products n.e.c.</i>	71.6	68.2	72.9	73.7	71.9	67.8	73.2	72.7
241	Pembuatan besi dan keluli asas <i>Manufacture of basic iron and steel</i>	72.2	67.7	74.0	77.5	78.7	68.5	78.1	79.4
242	Pembuatan logam asas berharga dan logam bukan ferus lain <i>Manufacture of basic precious and other non-ferrous metals</i>	78.1	73.5	77.2	77.3	76.5	76.3	75.9	76.5
243	Pengacuan logam <i>Casting of metals</i>	79.1	76.2	73.1	77.8	77.5	73.2	75.7	76.5
251 & 252	Pembuatan produk struktur logam, tangki, takungan, penjana wap, senjata dan peluru <i>Manufacture of structural metal products, tanks, reservoirs, steam generators, weapons and ammunition</i>	79.1	77.4	76.6	77.3	76.1	76.4	76.6	77.0
259	Pembuatan lain-lain produk yang direka daripada logam; aktiviti perkhidmatan kerja logam <i>Manufacture of other fabricated metal products; metal working service activities</i>	78.2	73.9	77.8	79.2	77.2	75.4	77.6	75.8
261	Pembuatan komponen dan papan elektronik <i>Manufacture of electronic components and boards</i>	82.1	81.4	81.3	79.9	82.0	80.5	81.5	82.3
262	Pembuatan komputer dan kelengkapan peranti <i>Manufacture of computers and peripheral equipment</i>	60.8	55.4	58.4	57.8	53.5	65.8	68.0	69.2
263	Pembuatan peralatan komunikasi <i>Manufacture of communication equipment</i>	87.7	71.0	75.3	67.9	64.0	72.3	89.4	69.7
264	Pembuatan peralatan elektronik pengguna <i>Manufacture of consumer electronics</i>	70.2	65.7	73.0	86.1	86.0	80.3	88.6	83.4
265	Pembuatan kelengkapan mengukur, menguji, memandu arah dan kawalan; jam tangan dan jam <i>Manufacture of measuring, testing, navigating and control equipment; watches and clocks</i>	64.8	67.0	79.5	71.5	70.9	69.0	65.5	70.6
266	Pembuatan peralatan penyinaran, perubatan elektro dan elektroterapeutik <i>Manufacture of irradiation, electromedical and electrotherapeutic equipment</i>	56.9	55.2	58.4	58.5	59.8	58.3	62.8	63.8
267 & 268	Pembuatan peralatan optikal, kelengkapan fotografi, media magnetik dan optikal <i>Manufacture of optical instruments, photographic equipment, magnetic and optical media</i>	62.2	60.8	59.3	61.6	60.4	72.7	71.7	71.0
271	Pembuatan motor elektrik, penjana, transformer dan perkakasan pengagihan dan pengawalan elektrik <i>Manufacture of electric motors, generators, transformers and electricity distribution and control apparatus</i>	74.5	78.0	81.8	81.0	80.3	77.1	78.2	79.0
272	Pembuatan bateri dan akumulator <i>Manufacture of batteries and accumulators</i>	93.3	88.5	90.9	90.5	87.6	90.6	84.5	76.8
273	Pembuatan pendawaian dan peranti pendawaian <i>Manufacture of wiring and wiring devices</i>	78.1	75.3	76.6	78.0	77.4	72.4	76.3	74.9
274	Pembuatan kelengkapan pencahayaan elektrik <i>Manufacture of electric lighting equipment</i>	65.6	60.8	64.1	69.8	71.0	63.1	70.6	66.8
275	Pembuatan perkakasan domestik <i>Manufacture of domestic appliances</i>	89.1	86.9	84.3	81.3	81.3	73.3	80.6	84.8
279	Pembuatan kelengkapan elektrik lain <i>Manufacture of other electrical equipment</i>	83.5	82.7	84.1	84.2	87.3	85.7	89.3	87.0
281 & 282	Pembuatan jentera kegunaan umum dan kegunaan khas <i>Manufacture of general-purpose and special-purpose machinery</i>	74.0	73.6	77.1	76.6	76.0	74.7	76.3	74.1
291	Pembuatan kenderaan bermotor <i>Manufacture of motor vehicles</i>	74.8	86.7	79.3	73.8	73.7	74.7	80.5	75.6
292	Pembuatan kerangka (coachwork) untuk kenderaan bermotor; pembuatan treler dan semi treler <i>Manufacture of bodies (coachwork) for motor vehicles; manufacture of trailers and semi-trailers</i>	75.3	73.5	76.8	85.8	77.7	76.5	75.5	79.8

2020															
Sep.	Okt.	Nov.	Dis.	Jan.	Feb.	Mac	Apr.	Mei	Jun	Jul.	Ogo.	Sep.	Okt.	Nov.	Dis.
79.7	80.6	81.2	81.6	82.7	82.4	77.7	80.1	78.1	81.7	82.8	82.9	83.1	83.5	83.7	84.4
75.4	77.0	77.9	77.5	78.2	76.4	67.3	61.2	71.5	76.6	77.1	75.7	76.8	77.4	77.2	77.8
73.0	72.3	72.6	74.5	79.7	72.2	67.4	52.1	70.1	76.6	73.5	71.4	68.7	70.7	72.4	66.0
69.6	73.3	72.5	72.8	70.1	66.0	53.2	38.2	55.5	60.4	68.0	69.2	69.1	69.6	68.2	71.3
76.5	78.4	76.2	73.0	72.9	69.7	58.0	45.9	56.7	66.3	70.4	62.0	70.3	68.1	66.9	74.0
77.9	79.1	76.5	77.8	78.2	76.7	62.4	55.9	72.7	73.1	74.5	75.7	76.2	77.4	76.1	76.6
74.4	75.3	75.2	73.2	75.4	76.4	59.2	45.1	65.4	70.1	71.9	72.4	71.0	71.3	71.2	71.4
77.4	77.0	77.6	77.3	72.7	73.5	68.0	51.6	65.5	70.0	71.6	71.7	73.4	72.0	71.9	72.4
75.2	75.5	75.9	76.6	75.7	76.6	63.2	49.7	66.1	71.0	74.1	70.9	77.5	74.3	74.4	75.3
81.7	82.1	82.6	82.0	78.2	79.6	71.5	51.8	72.5	75.1	75.2	77.6	80.7	80.9	81.0	82.3
65.3	64.7	65.4	76.4	65.9	67.8	55.8	60.1	56.2	58.9	64.6	59.1	55.0	57.8	54.0	58.4
69.5	81.3	68.8	76.0	80.9	77.5	61.0	47.7	66.8	78.0	79.3	78.4	81.1	80.6	79.5	81.2
78.5	79.2	71.7	68.0	71.2	72.5	47.0	24.0	48.7	68.5	69.7	71.3	72.5	68.7	66.3	68.4
65.8	64.3	64.1	72.0	64.5	63.5	60.5	44.6	54.6	60.5	66.7	66.7	67.2	69.4	75.8	66.9
64.9	63.6	64.8	60.5	73.8	77.8	70.6	46.7	62.4	65.6	68.3	66.0	72.8	73.6	70.5	74.6
69.2	68.2	66.8	63.0	75.3	76.9	28.9	51.7	50.8	83.9	86.1	82.5	82.4	73.5	74.5	74.0
77.6	79.9	78.0	81.6	76.9	75.7	65.3	57.9	74.1	78.9	80.4	78.5	78.0	77.2	76.1	77.9
80.8	76.1	83.8	66.5	74.6	71.1	42.0	31.0	50.6	60.9	69.4	76.0	77.6	76.1	75.3	68.0
76.0	75.4	75.9	74.6	76.1	74.5	62.9	51.1	65.3	68.2	71.2	71.0	74.1	69.8	69.4	71.5
65.0	70.1	69.1	70.6	57.9	67.9	45.0	45.0	55.6	69.6	64.8	67.3	70.8	67.3	67.2	71.3
86.1	91.0	87.5	88.0	84.1	80.1	62.2	31.2	68.2	63.3	75.0	73.8	73.2	75.5	72.2	69.2
87.5	89.5	87.5	86.7	88.1	88.7	80.8	70.7	87.6	88.2	83.8	84.9	87.0	84.1	85.9	86.7
75.0	76.9	77.1	76.4	76.3	74.3	62.4	53.8	68.5	73.1	73.2	72.7	73.5	78.3	77.7	79.2
80.3	84.7	82.9	71.6	67.8	66.6	66.5	15.2	44.8	64.6	67.5	69.9	71.4	70.8	69.5	71.4
77.0	77.2	76.4	77.6	78.4	77.7	64.4	43.4	69.5	61.3	68.1	71.9	73.7	74.8	79.1	82.7

2c Kapasiti Penggunaan Industri Pembuatan mengikut Kumpulan - Bulanan
Manufacturing Industry Capacity Utilisation by Group - Monthly

Kod Kumpulan Group Code	Keterangan Kumpulan Group Description	2021									
		Jan.	Feb.	Mac	Apr.	Mei	Jun	Jul.	Ogo.	Sep.	
221	Pembuatan produk getah <i>Manufacture of rubber products</i>	81.7	79.2	82.9	82.3	81.6	77.6	73.5	71.2	76.0	
222	Pembuatan produk plastik <i>Manufacture of plastics products</i>	75.4	75.8	77.3	75.8	72.8	70.9	67.6	70.0	75.2	
231	Pembuatan kaca dan produk kaca <i>Manufacture of glass and glass products</i>	63.8	69.6	79.6	78.3	76.0	64.8	66.1	72.3	79.5	
239	Pembuatan pengeluaran galian bukan logam t.t.t.l. <i>Manufacture of non-metallic mineral products n.e.c.</i>	70.7	70.3	73.2	73.4	67.8	53.5	57.8	62.4	67.0	
241	Pembuatan besi dan keluli asas <i>Manufacture of basic iron and steel</i>	72.1	64.9	70.6	70.4	62.2	46.0	52.8	58.3	73.2	
242	Pembuatan logam asas berharga dan logam bukan ferus lain <i>Manufacture of basic precious and other non-ferrous metals</i>	77.5	76.9	80.5	80.4	78.4	70.2	66.6	70.1	76.0	
243	Pengacuan logam <i>Casting of metals</i>	66.2	62.5	69.0	66.6	64.7	52.2	45.6	63.7	71.4	
251 & 252	Pembuatan produk struktur logam, tangki, takungan, penjana wap, senjata dan peluru <i>Manufacture of structural metal products, tanks, reservoirs, steam generators, weapons and ammunition</i>	76.7	76.9	78.4	77.9	75.4	72.2	73.9	76.0	76.1	
259	Pembuatan lain-lain produk yang direka daripada logam; aktiviti perkhidmatan kerja logam <i>Manufacture of other fabricated metal products; metal working service activities</i>	77.5	73.0	77.5	76.0	71.0	60.7	60.9	62.7	67.5	
261	Pembuatan komponen dan papan elektronik <i>Manufacture of electronic components and boards</i>	81.9	81.2	83.0	81.4	81.2	81.4	77.5	77.4	82.0	
262	Pembuatan komputer dan kelengkapan peranti <i>Manufacture of computers and peripheral equipment</i>	61.6	65.8	61.9	66.0	65.3	70.6	66.9	58.0	63.8	
263	Pembuatan peralatan komunikasi <i>Manufacture of communication equipment</i>	79.5	78.1	84.8	81.2	77.7	80.3	79.3	73.1	77.8	
264	Pembuatan peralatan elektronik pengguna <i>Manufacture of consumer electronics</i>	62.7	64.8	73.0	72.9	72.7	83.4	63.9	72.0	88.1	
265	Pembuatan kelengkapan mengukur, menguji, memandu arah dan kawalan; jam tangan dan jam <i>Manufacture of measuring, testing, navigating and control equipment; watches and clocks</i>	70.0	70.1	69.8	72.1	67.2	69.5	73.5	59.5	62.1	
266	Pembuatan peralatan penyinaran, perubahan elektro dan elektroterapeutik <i>Manufacture of irradiation, electromedical and electrotherapeutic equipment</i>	65.6	69.4	63.5	66.0	69.2	64.8	63.7	66.8	70.6	
267 & 268	Pembuatan peralatan optikal, kelengkapan fotografi, media magnetik dan optikal <i>Manufacture of optical instruments, photographic equipment, magnetic and optical media</i>	69.3	70.3	71.4	71.8	68.7	54.2	37.5	62.8	71.5	
271	Pembuatan motor elektrik, penjana, transformer dan perkakasan pengagihan dan pengawalan elektrik <i>Manufacture of electric motors, generators, transformers and electricity distribution and control apparatus</i>	72.4	76.4	79.8	78.9	75.1	75.5	67.3	73.7	79.9	
272	Pembuatan bateri dan akumulator <i>Manufacture of batteries and accumulators</i>	88.8	51.7	93.4	89.8	91.0	82.0	72.7	91.2	80.9	
273	Pembuatan pendawaian dan peranti pendawaian <i>Manufacture of wiring and wiring devices</i>	70.9	74.3	71.1	71.2	73.4	69.3	66.4	70.3	74.4	
274	Pembuatan kelengkapan pencahayaan elektrik <i>Manufacture of electric lighting equipment</i>	71.2	66.1	69.4	70.1	61.0	54.2	54.2	66.5	69.0	
275	Pembuatan perkakasan domestik <i>Manufacture of domestic appliances</i>	72.4	79.2	79.1	80.4	78.4	65.7	61.3	66.6	77.2	
279	Pembuatan kelengkapan elektrik lain <i>Manufacture of other electrical equipment</i>	89.4	88.9	89.1	90.9	89.6	86.3	86.8	82.3	88.9	
281 & 282	Pembuatan jentera kegunaan umum dan kegunaan khas <i>Manufacture of general-purpose and special-purpose machinery</i>	75.7	74.9	78.4	76.2	73.5	64.1	60.2	74.3	76.9	
291	Pembuatan kenderaan bermotor <i>Manufacture of motor vehicles</i>	78.9	71.7	80.2	75.9	78.6	12.4	11.0	42.8	72.3	
292	Pembuatan kerangka (coachwork) untuk kenderaan bermotor; pembuatan treler dan semi treler <i>Manufacture of bodies (coachwork) for motor vehicles; manufacture of trailers and semi-trailers</i>	61.6	58.0	59.5	60.8	62.1	57.6	55.8	62.5	72.8	

2022												2023					
Okt.	Nov.	Dis.	Jan.	Feb.	Mac	Apr.	Mei	Jun	Jul.	Ogo.	Sep.	Okt.	Nov.	Dis.	Jan.	Feb.	Mac
79.5	82.1	81.7	83.3	80.4	82.6	83.0	80.4	80.7	77.3	78.9	76.5	78.3	76.4	74.7	77.0	76.3	79.1
78.0	75.9	74.9	80.6	77.9	81.5	79.7	78.5	80.9	80.7	81.1	82.5	81.9	80.0	80.3	79.9	80.4	80.9
80.6	80.6	75.7	85.9	82.0	89.1	85.0	88.3	87.9	83.5	89.5	89.5	80.9	79.9	79.3	62.6	55.9	63.8
69.6	68.6	71.3	81.7	75.8	76.0	80.7	77.7	80.4	82.6	80.9	79.4	79.8	78.5	78.6	74.9	81.7	82.9
70.9	68.0	63.6	78.1	71.9	78.7	76.7	70.8	78.3	79.6	77.7	76.3	78.5	79.7	75.5	74.0	80.1	83.1
82.2	82.5	81.4	84.5	77.5	82.6	79.8	79.6	75.0	80.9	82.1	77.1	71.3	73.5	71.5	73.3	75.8	81.6
71.1	75.3	72.3	77.4	77.3	81.0	78.9	78.4	79.6	75.9	75.8	78.8	73.5	72.5	72.6	77.8	81.2	82.3
77.3	78.4	78.5	83.2	80.5	79.5	76.2	74.5	76.8	76.3	76.6	77.8	80.9	79.2	75.0	91.7	92.5	93.1
71.4	70.4	71.5	81.1	76.9	81.1	81.5	72.6	78.0	77.4	76.2	77.5	79.2	78.2	79.2	77.9	77.4	78.8
82.1	81.9	83.7	84.6	87.5	86.8	81.6	80.6	85.7	85.8	86.2	88.2	83.8	85.6	83.9	82.8	81.3	82.1
55.5	57.7	70.6	77.7	53.6	76.9	62.1	68.6	78.5	77.3	75.1	76.6	59.1	56.9	81.9	55.7	60.6	66.1
75.2	75.6	75.7	77.2	78.2	79.6	74.8	79.7	79.1	76.6	66.1	84.1	75.4	77.5	83.5	79.8	81.6	80.1
89.3	82.2	80.8	67.8	69.4	73.6	73.8	73.1	76.9	71.9	66.7	70.4	70.1	71.1	71.2	78.0	79.5	78.9
68.1	66.6	63.4	70.2	72.2	84.8	79.3	76.8	85.4	82.6	87.6	86.9	85.5	83.4	81.8	74.9	79.8	79.8
71.9	71.2	75.7	78.9	77.9	87.1	82.6	76.7	85.4	69.5	87.9	84.6	87.3	79.0	83.6	86.9	85.5	86.6
86.1	80.3	79.2	88.4	69.7	89.3	83.8	76.7	76.1	88.8	89.5	88.0	83.6	88.4	89.3	87.1	81.9	91.5
80.3	86.2	86.0	85.2	78.6	82.8	80.7	78.1	84.1	84.8	85.7	83.1	80.6	84.3	87.4	83.7	84.1	85.2
90.8	90.7	66.5	68.5	68.3	93.9	95.1	83.4	85.4	87.1	79.5	77.3	65.3	74.3	94.0	62.1	72.4	66.5
76.2	78.2	78.5	82.6	74.0	84.2	82.5	79.8	82.1	81.3	81.8	80.8	78.3	77.6	77.8	80.1	84.3	85.2
72.8	73.6	75.8	70.0	79.8	82.8	69.8	73.9	78.4	77.2	81.6	78.3	78.8	71.8	83.0	72.5	76.3	81.4
84.3	82.1	78.5	88.1	81.3	80.8	73.0	69.1	78.2	91.7	92.4	88.1	90.3	89.5	90.2	89.6	82.5	84.6
86.1	88.2	89.0	86.6	88.9	94.2	87.4	86.4	88.3	90.2	93.4	88.8	88.2	80.8	88.0	64.0	72.0	77.7
78.5	79.8	76.9	81.8	79.7	83.5	84.3	79.3	83.2	84.6	84.6	81.4	78.7	80.0	81.7	76.9	78.0	83.7
82.8	74.5	73.1	76.1	89.2	82.7	76.0	79.0	77.0	76.4	86.6	90.6	81.2	85.5	61.0	83.6	87.3	91.0
74.2	72.5	74.3	71.4	51.3	62.4	79.7	87.8	83.8	71.1	83.4	83.3	87.3	89.2	71.9	62.6	71.2	68.8

2c Kapasiti Penggunaan Industri Pembuatan mengikut Kumpulan - Bulanan
Manufacturing Industry Capacity Utilisation by Group - Monthly

Kod Kumpulan <i>Group Code</i>	Keterangan Kumpulan <i>Group Description</i>	2015								
		Jan.	Feb.	Mac	Apr.	Mei	Jun	Jul.	Ogo.	
293	Pembuatan alat ganti dan aksesori untuk kenderaan bermotor <i>Manufacture of parts and accessories for motor vehicles</i>	77.4	83.1	82.1	83.7	79.2	80.4	79.0	79.0	
301	Pembinaan kapal dan bot <i>Building of ships and boats</i>	73.5	72.4	73.3	71.2	70.6	71.3	69.9	71.4	
302, 303, 304 & 309	Pembuatan lokomotif keretapi, rolling stock, kapal angkasa dan udara, jentera berkaitan, kenderaan tempur ketenteraan dan kelengkapan pengangkutan t.t.t.l. <i>Manufacture of railway locomotives, rolling stock, air and spacecraft, related machinery, military fighting vehicles and transport equipment n.e.c.</i>	84.4	81.2	82.8	80.6	82.2	79.3	79.8	80.1	
310	Pembuatan perabot <i>Manufacture of furniture</i>	79.0	75.8	77.0	79.1	78.3	78.2	78.2	77.2	
321	Pembuatan barang kemas, <i>bijouterie</i> dan artikel berkaitan <i>Manufacture of jewellery, bijouterie and related articles</i>	79.4	77.1	75.6	72.8	68.9	73.0	76.4	68.1	
322, 325 & 329	Pembuatan instrumen muzik, peralatan dan bekalan perubatan dan pergigian dan pembuatan lain t.t.t.l. <i>Manufacture of musical instruments, medical and dental instruments and supplies and other manufacturing n.e.c.</i>	80.9	78.6	79.7	80.0	78.4	78.1	78.9	78.3	
323	Pembuatan barangan sukan <i>Manufacture of sports goods</i>	82.3	78.0	82.0	77.6	73.9	73.7	73.2	74.4	
324	Pembuatan permainan dan mainan <i>Manufacture of games and toys</i>	84.5	77.7	78.4	83.4	80.4	79.2	84.4	80.1	
331 & 332	Pembaikan pemasangan produk logam, jentera dan kelengkapan serta pemasangan jentera perindustrian dan kelengkapan <i>Repair of fabricated metal products, machinery and equipment and installation of industrial machinery and equipment</i>	73.8	77.7	68.5	68.0	68.2	73.5	73.8	74.3	
Malaysia		80.7	79.2	80.9	79.5	80.1	80.2	80.3	79.1	

2016															
Sep.	Okt.	Nov.	Dis.	Jan.	Feb.	Mac	Apr.	Mei	Jun	Jul.	Ogo.	Sep.	Okt.	Nov.	Dis.
80.6	80.2	80.6	81.5	82.3	78.7	77.8	79.2	79.7	79.4	75.6	75.9	78.5	79.2	78.7	77.9
59.8	70.5	58.7	66.5	63.1	76.7	79.5	62.6	64.0	70.0	63.2	80.0	79.6	77.1	80.0	82.1
79.3	79.8	79.0	81.3	84.1	78.3	81.2	75.5	80.0	78.2	71.5	72.3	75.5	72.9	79.3	79.3
78.0	79.2	77.9	78.1	79.2	76.0	79.3	78.2	77.6	78.4	78.3	81.5	79.7	80.7	81.9	82.2
77.3	76.3	66.5	66.3	73.3	63.4	73.3	78.0	79.7	77.1	74.8	80.5	67.9	71.8	76.6	81.0
78.3	79.1	79.3	80.4	78.6	78.1	79.0	76.3	76.7	79.1	77.7	77.8	76.9	79.4	77.0	79.1
71.8	73.6	72.6	78.9	77.4	75.1	79.4	74.4	76.9	77.1	75.7	75.8	75.9	77.4	75.4	78.9
83.8	86.4	88.3	86.2	77.9	79.3	78.7	73.1	71.2	82.2	77.5	81.0	75.1	84.5	77.5	80.2
73.2	74.7	75.0	73.7	78.0	75.6	78.0	74.6	75.6	77.6	77.9	78.4	77.7	78.6	78.0	78.9
81.1	82.3	78.6	79.6	80.5	78.7	81.7	79.1	80.0	80.8	77.9	79.4	80.3	81.0	81.2	81.6

2c Kapasiti Penggunaan Industri Pembuatan mengikut Kumpulan - Bulanan
Manufacturing Industry Capacity Utilisation by Group - Monthly

Kod Kumpulan <i>Group Code</i>	Keterangan Kumpulan <i>Group Description</i>	2017								
		Jan.	Feb.	Mac	Apr.	Mei	Jun	Jul.	Ogo.	
293	Pembuatan alat ganti dan aksesori untuk kenderaan bermotor <i>Manufacture of parts and accessories for motor vehicles</i>	76.9	70.7	76.6	73.5	74.5	71.6	75.0	76.0	
301	Pembinaan kapal dan bot <i>Building of ships and boats</i>	89.9	84.8	70.7	74.7	75.2	70.1	74.2	77.3	
302, 303, 304 & 309	Pembuatan lokomotif keretapi, rolling stock, kapal angkasa dan udara, jentera berkaitan, kenderaan tempur ketenteraan dan kelengkapan pengangkutan t.t.t.l. <i>Manufacture of railway locomotives, rolling stock, air and spacecraft, related machinery, military fighting vehicles and transport equipment n.e.c.</i>	79.6	79.4	75.5	78.8	76.0	71.9	78.6	75.3	
310	Pembuatan perabot <i>Manufacture of furniture</i>	81.7	80.9	83.6	79.2	82.0	79.5	79.8	82.3	
321	Pembuatan barang kemas, <i>bijouterie</i> dan artikel berkaitan <i>Manufacture of jewellery, bijouterie and related articles</i>	82.5	69.3	76.8	75.0	73.9	81.0	74.6	81.5	
322, 325 & 329	Pembuatan instrumen muzik, peralatan dan bekalan perubatan dan pergigian dan pembuatan lain t.t.t.l. <i>Manufacture of musical instruments, medical and dental instruments and supplies and other manufacturing n.e.c.</i>	74.4	73.6	73.9	73.9	73.8	73.0	74.6	73.9	
323	Pembuatan barangan sukan <i>Manufacture of sports goods</i>	68.4	74.7	69.1	76.7	75.2	78.4	76.9	78.3	
324	Pembuatan permainan dan mainan <i>Manufacture of games and toys</i>	75.0	66.1	67.7	65.4	67.3	66.1	67.3	64.5	
331 & 332	Pembaikan pemasangan produk logam, jentera dan kelengkapan serta pemasangan jentera perindustrian dan kelengkapan <i>Repair of fabricated metal products, machinery and equipment and installation of industrial machinery and equipment</i>	77.4	83.0	80.8	76.6	82.9	82.0	84.3	83.5	
Malaysia		79.4	78.5	79.3	76.3	78.0	78.7	80.1	80.3	

2018															
Sep.	Okt.	Nov.	Dis.	Jan.	Feb.	Mac	Apr.	Mei	Jun	Jul.	Ogo.	Sep.	Okt.	Nov.	Dis.
76.6	77.8	78.0	75.4	81.9	78.6	79.3	81.3	78.8	75.1	80.2	77.2	72.8	76.8	78.7	76.0
75.4	74.5	78.8	73.1	69.5	70.4	62.9	65.5	85.4	72.6	69.3	66.3	67.7	72.4	70.4	76.1
80.3	78.3	78.8	82.1	85.0	82.2	71.4	70.6	70.4	72.2	71.8	81.6	75.1	73.4	83.8	81.1
81.6	81.8	83.2	81.6	80.5	78.6	80.6	79.5	80.7	80.4	80.5	79.7	78.8	80.1	80.3	80.3
80.7	74.7	70.1	73.7	80.9	77.0	73.1	78.2	77.1	72.6	68.9	78.0	68.9	75.6	80.3	76.0
71.5	73.7	69.8	73.3	69.1	66.5	66.4	68.1	68.5	66.5	69.7	69.5	68.4	67.8	73.6	68.8
78.7	79.0	67.4	80.4	69.3	73.5	75.6	77.1	73.5	74.2	74.5	73.0	71.7	74.0	74.9	76.8
52.9	62.8	56.7	61.4	64.1	58.2	54.6	67.7	69.1	68.0	72.4	75.9	75.1	73.8	89.7	70.5
81.6	83.1	84.6	75.8	81.3	82.9	81.2	74.3	71.8	74.9	76.5	75.5	76.6	76.3	73.6	74.5
79.8	79.7	80.4	79.9	80.2	77.7	81.1	79.7	80.0	78.6	80.7	78.9	77.8	78.1	78.3	78.5

2c Kapasiti Penggunaan Industri Pembuatan mengikut Kumpulan - Bulanan
Manufacturing Industry Capacity Utilisation by Group - Monthly

Kod Kumpulan <i>Group Code</i>	Keterangan Kumpulan <i>Group Description</i>	2019								
		Jan.	Feb.	Mac	Apr.	Mei	Jun	Jul.	Ogo.	
293	Pembuatan alat ganti dan aksesori untuk kenderaan bermotor <i>Manufacture of parts and accessories for motor vehicles</i>	78.1	80.2	82.3	83.0	83.6	80.9	78.1	78.2	
301	Pembinaan kapal dan bot <i>Building of ships and boats</i>	74.5	71.3	76.4	77.7	79.9	79.8	78.0	74.6	
302, 303, 304 & 309	Pembuatan lokomotif keretapi, rolling stock, kapal angkasa dan udara, jentera berkaitan, kenderaan tempur ketenteraan dan kelengkapan pengangkutan t.t.t.l. <i>Manufacture of railway locomotives, rolling stock, air and spacecraft, related machinery, military fighting vehicles and transport equipment n.e.c.</i>	83.4	82.9	82.7	82.5	81.9	76.7	82.6	80.5	
310	Pembuatan perabot <i>Manufacture of furniture</i>	81.5	78.0	80.7	78.3	78.3	78.3	80.2	79.2	
321	Pembuatan barang kemas, <i>bijouterie</i> dan artikel berkaitan <i>Manufacture of jewellery, bijouterie and related articles</i>	83.5	65.1	71.8	77.8	79.0	77.5	74.6	76.0	
322, 325 & 329	Pembuatan instrumen muzik, peralatan dan bekalan perubatan dan pergigian dan pembuatan lain t.t.t.l. <i>Manufacture of musical instruments, medical and dental instruments and supplies and other manufacturing n.e.c.</i>	71.9	69.4	72.0	74.3	74.4	70.4	72.0	77.6	
323	Pembuatan barangan sukan <i>Manufacture of sports goods</i>	76.0	74.0	74.3	74.8	74.1	72.5	72.3	71.9	
324	Pembuatan permainan dan mainan <i>Manufacture of games and toys</i>	67.5	68.3	73.7	69.6	82.2	75.6	82.5	80.5	
331 & 332	Pembaikan pemasangan produk logam, jentera dan kelengkapan serta pemasangan jentera perindustrian dan kelengkapan <i>Repair of fabricated metal products, machinery and equipment and installation of industrial machinery and equipment</i>	66.9	70.4	69.5	68.0	69.9	70.0	71.7	70.3	
Malaysia		76.6	75.8	76.1	77.0	78.2	77.9	79.4	78.4	

2020															
Sep.	Okt.	Nov.	Dis.	Jan.	Feb.	Mac	Apr.	Mei	Jun	Jul.	Ogo.	Sep.	Okt.	Nov.	Dis.
78.2	79.0	78.0	80.3	76.1	74.9	62.3	36.9	53.9	67.3	71.9	74.6	75.3	75.5	75.4	76.3
76.2	68.6	70.9	72.1	76.8	74.9	75.3	42.2	52.4	59.4	59.9	61.4	63.5	64.9	64.1	65.4
78.3	80.7	81.1	79.7	82.4	87.7	73.1	53.3	69.1	80.1	75.3	73.9	85.4	91.7	84.2	80.8
79.4	81.2	81.3	82.3	80.1	79.1	68.6	29.7	57.4	66.6	69.2	73.3	75.9	76.0	74.8	75.8
75.2	79.1	80.8	78.9	75.6	72.3	51.9	37.7	55.9	68.4	68.5	77.6	77.2	74.8	77.0	77.2
74.2	67.5	72.0	68.7	82.1	79.6	62.3	50.2	68.3	77.2	80.4	79.1	79.8	76.8	74.3	77.2
73.4	72.6	71.8	74.3	78.3	74.6	60.7	47.6	67.1	75.8	75.1	74.5	76.4	74.2	73.9	79.2
75.0	61.9	72.2	66.1	84.4	78.1	51.4	60.0	66.9	80.2	82.5	86.5	86.1	78.1	72.2	64.4
71.4	69.7	77.1	70.4	72.7	70.8	68.0	56.7	66.0	75.7	70.9	74.4	74.6	73.5	71.7	71.5
78.4	78.8	79.1	78.4	74.6	74.7	64.4	47.7	63.9	70.9	72.2	72.4	74.4	75.1	72.8	74.5

2c Kapasiti Penggunaan Industri Pembuatan mengikut Kumpulan - Bulanan
Manufacturing Industry Capacity Utilisation by Group - Monthly

Kod Kumpulan <i>Group Code</i>	Keterangan Kumpulan <i>Group Description</i>	2021									
		Jan.	Feb.	Mac	Apr.	Mei	Jun	Jul.	Ogo.	Sep.	
293	Pembuatan alat ganti dan aksesori untuk kenderaan bermotor <i>Manufacture of parts and accessories for motor vehicles</i>	76.5	79.0	84.9	79.8	80.4	71.5	71.0	70.9	76.1	
301	Pembinaan kapal dan bot <i>Building of ships and boats</i>	62.4	59.1	67.0	67.0	70.6	67.3	71.0	79.2	74.6	
302, 303, 304 & 309	Pembuatan lokomotif keretapi, rolling stock, kapal angkasa dan udara, jentera berkaitan, kenderaan tempur ketenteraan dan kelengkapan pengangkutan t.t.t.l. <i>Manufacture of railway locomotives, rolling stock, air and spacecraft, related machinery, military fighting vehicles and transport equipment n.e.c.</i>	85.2	81.1	86.0	82.6	78.0	75.2	53.5	45.7	67.2	
310	Pembuatan perabot <i>Manufacture of furniture</i>	74.7	73.2	74.2	72.9	69.8	59.9	59.5	61.5	70.0	
321	Pembuatan barang kemas, bijouterie dan artikel berkaitan <i>Manufacture of jewellery, bijouterie and related articles</i>	75.5	70.6	69.9	71.7	68.2	75.9	62.5	60.4	61.2	
322, 325 & 329	Pembuatan instrumen muzik, peralatan dan bekalan perubatan dan pergigian dan pembuatan lain t.t.t.l. <i>Manufacture of musical instruments, medical and dental instruments and supplies and other manufacturing n.e.c.</i>	75.3	75.6	78.7	77.3	75.5	64.5	70.4	72.3	75.8	
323	Pembuatan barangan sukan <i>Manufacture of sports goods</i>	76.5	75.1	78.5	81.8	78.0	68.3	71.8	70.1	70.1	
324	Pembuatan permainan dan mainan <i>Manufacture of games and toys</i>	61.6	62.1	69.1	60.8	59.4	27.0	42.1	45.5	61.5	
331 & 332	Pembaikan pemasangan produk logam, jentera dan kelengkapan serta pemasangan jentera perindustrian dan kelengkapan <i>Repair of fabricated metal products, machinery and equipment and installation of industrial machinery and equipment</i>	78.4	72.1	70.5	72.0	70.7	67.7	62.6	67.7	70.4	
Malaysia		76.5	75.8	77.7	76.9	76.1	70.0	67.6	68.5	72.7	

2022												2023					
Okt.	Nov.	Dis.	Jan.	Feb.	Mac	Apr.	Mei	Jun	Jul.	Ogo.	Sep.	Okt.	Nov.	Dis.	Jan.	Feb.	Mac
83.3	77.4	78.4	80.3	81.3	89.7	86.6	86.6	90.5	88.8	88.8	90.6	87.2	90.9	89.8	84.4	84.7	87.3
68.6	71.1	66.8	77.1	67.7	82.5	72.4	71.7	82.7	80.5	87.8	54.7	66.3	61.4	93.7	67.8	71.3	64.9
70.7	71.9	68.9	78.4	78.3	86.8	85.1	84.3	84.3	84.1	87.8	86.1	84.7	87.0	87.2	85.3	83.9	92.3
74.8	75.7	76.7	83.9	80.4	85.2	84.7	81.9	85.0	85.1	85.8	84.5	85.7	82.8	80.6	78.4	79.7	82.7
64.8	69.1	68.9	84.5	61.2	83.9	67.9	80.1	84.4	77.9	85.0	82.6	87.2	81.1	81.0	89.9	79.8	89.3
79.6	79.1	77.1	83.1	85.3	82.6	82.1	85.8	84.4	85.6	82.4	82.3	77.8	83.2	83.3	84.2	87.0	86.8
74.3	75.1	77.5	89.3	93.7	92.7	93.5	93.9	97.3	95.3	85.3	83.4	82.2	85.0	86.5	97.9	98.4	99.3
72.8	71.5	56.6	75.5	78.9	72.7	74.3	77.8	77.6	79.7	79.5	81.6	66.0	75.9	67.0	74.2	77.4	81.4
72.5	71.5	73.5	81.8	82.4	85.1	71.2	84.9	84.6	77.8	80.8	79.1	68.1	80.2	70.7	82.7	82.5	85.9
74.5	75.2	75.7	81.3	80.2	81.7	80.4	77.4	79.1	80.9	81.2	81.7	80.1	80.4	80.2	79.2	79.1	80.6

3a Kapasiti Penggunaan Industri Pembuatan mengikut Industri Berorientasikan Eksport dan Industri Berorientasikan Domestik - Tahunan
Manufacturing Industry Capacity Utilisation by Export-Oriented Industries and Domestic-Oriented Industries - Yearly

Bil. No.	Kod Codes	Keterangan Description	2015	2016	2017	2018	2019	2020	2021	2022
	C	PEMBUATAN MANUFACTURING	80.1	80.2	79.2	79.1	77.8	69.8	73.9	80.4
1.		Industri Berorientasikan Eksport Export-Oriented Industries	81.6	82.0	81.2	80.4	78.5	70.4	75.5	80.4
1.1	104	Pembuatan minyak dan lemak daripada sayuran dan haiwan <i>Manufacture of vegetable and animal oils and fats</i>	74.3	73.8	76.0	78.7	71.3	71.1	74.9	67.4
1.2	13	Pembuatan tekstil <i>Manufacture of textiles</i>	80.6	86.9	71.3	69.1	69.1	65.7	73.7	85.5
1.3	14	Pembuatan pakaian <i>Manufacture of wearing apparel</i>	90.0	89.4	84.2	87.4	87.0	70.9	76.2	74.1
1.4	16	Pembuatan kayu dan produk kayu dan gabus, kecuali perabot; pembuatan bagi artikel jerami dan bahan-bahan anyaman <i>Manufacture of wood and products of wood and cork, except furniture; manufacture of articles of straw and plaiting materials</i>	77.0	74.2	75.1	75.4	73.9	67.6	68.9	72.6
1.5	19	Pembuatan kok dan produk petroleum bertapis <i>Manufacture of coke and refined petroleum products</i>	85.5	86.1	86.9	84.4	80.3	63.0	70.8	81.6
1.6	20	Pembuatan kimia dan produk kimia <i>Manufacture of chemicals and chemical product</i>	81.8	83.5	78.6	82.3	81.1	76.3	80.2	80.1
1.7	221	Pembuatan produk getah <i>Manufacture of rubber products</i>	81.0	82.3	82.3	80.1	80.3	81.9	79.1	79.4
1.8	222	Pembuatan produk plastik <i>Manufacture of plastic products</i>	76.2	75.2	77.7	77.6	76.5	74.4	74.1	80.5
1.9	26	Pembuatan komputer, produk elektronik dan optikal <i>Manufacture of computer, electronics and optical products</i>	81.2	81.6	80.7	78.9	77.1	70.5	76.9	80.1
1.10	27	Pembuatan kelengkapan elektrik <i>Manufacture of electrical equipment</i>	77.9	76.7	80.9	80.6	80.3	71.8	77.1	82.8
1.11	28	Pembuatan jentera dan peralatan t.t.t.l. <i>Manufacture of machinery and equipment n.e.c.</i>	78.5	76.8	76.0	76.4	75.5	71.9	74.3	81.7
1.12	31	Pembuatan perabot <i>Manufacture of furniture</i>	78.0	79.4	81.4	80.0	79.9	68.8	70.2	83.8
2.		Industri Berorientasikan Domestik Domestic-Oriented Industries	76.3	75.5	74.2	76.1	76.1	68.2	69.9	80.3
2.1	10 (Kecuali 104)	Pembuatan produk proses makanan <i>Manufacture of food processing products</i>	75.7	76.1	76.5	75.4	75.0	75.4	75.2	80.9
2.2	11	Pembuatan minuman <i>Manufacture of beverages</i>	75.4	76.7	67.3	71.9	71.4	65.3	67.3	81.5
2.3	12	Pembuatan produk tembakau <i>Manufacture of tobacco products</i>	73.3	73.5	73.0	65.3	76.9	59.7	61.4	84.2
2.4	15	Pembuatan produk kulit dan barangan berkaitan <i>Manufacture of leather and related products</i>	82.1	83.2	81.0	81.8	79.2	70.6	71.2	89.9
2.5	17	Pembuatan kertas dan produk kertas <i>Manufacture of paper and paper products</i>	77.3	79.9	78.2	81.0	79.1	73.9	74.2	79.3
2.6	18	Percetakan dan penerbitan semula media rakaman <i>Printing and reproduction of recorded media</i>	78.2	76.6	77.0	76.4	77.1	69.8	70.9	82.0
2.7	21	Pembuatan produk farmaseutikal asas, kimia perubatan dan botani <i>Manufacture of basic pharmaceutical, medicinal chemical and botanical products</i>	72.3	74.7	72.4	74.6	73.3	73.7	72.4	80.0
2.8	23	Pembuatan produk galian bukan logam lain <i>Manufacture of other non-metallic mineral products</i>	74.0	75.7	72.4	72.7	72.1	64.1	67.9	80.1
2.9	24	Pembuatan logam asas <i>Manufacture of basic metals</i>	76.2	76.6	77.8	77.1	75.7	68.0	68.7	77.2
2.10	25	Pembuatan produk logam, kecuali mesin dan kelengkapan <i>Manufacture of fabricated metal products, except machinery and equipment</i>	77.4	76.0	73.8	77.1	75.8	70.8	71.1	80.1
2.11	29	Pembuatan kenderaan bermotor, treler dan semi treler <i>Manufacture of motor vehicles, trailers and semi-trailers</i>	77.6	72.8	70.6	77.9	78.9	64.9	69.0	83.0
2.12	30	Pembuatan kelengkapan pengangkutan lain <i>Manufacture of other transport equipment</i>	75.2	74.6	77.7	74.8	78.5	69.6	72.0	81.3
2.13	32	Pembuatan lain <i>Other manufacturing</i>	76.4	75.9	76.6	73.9	76.3	72.6	71.9	76.9
2.14	33	Membaiki dan pemasangan jentera dan kelengkapan <i>Repair and installation of machinery and equipment</i>	67.9	76.1	77.9	75.8	74.3	72.7	72.2	78.6

3b Kapasiti Penggunaan Industri Pembuatan mengikut Industri Berorientasikan Eksport dan Industri Berorientasikan Domestik - Suku Tahunan
Manufacturing Industry Capacity Utilisation by Export-Oriented Industries and Domestic-Oriented Industries - Quarterly

Bil. No.	Kod Codes	Keterangan Description	2015				2016			
			Q1	Q2	Q3	Q4	Q1	Q2	Q3	Q4
	C	PEMBUATAN MANUFACTURING	80.2	79.9	80.2	80.2	80.3	80.0	79.2	81.3
1.		Industri Berorientasikan Eksport Export-Oriented Industries	81.6	81.4	81.9	81.4	82.3	81.4	81.1	83.2
1.1	104	Pembuatan minyak dan lemak daripada sayuran dan haiwan <i>Manufacture of vegetable and animal oils and fats</i>	65.9	78.4	80.5	72.3	69.6	72.6	74.7	78.2
1.2	13	Pembuatan tekstil <i>Manufacture of textiles</i>	74.2	76.8	82.1	89.2	87.6	87.8	87.2	85.2
1.3	14	Pembuatan pakaian <i>Manufacture of wearing apparel</i>	86.4	92.3	91.8	89.6	89.0	88.9	90.2	89.4
1.4	16	Pembuatan kayu dan produk kayu dan gabus, kecuali perabot; pembuatan bagi artikel jerami dan bahan-bahan anyaman <i>Manufacture of wood and products of wood and cork, except furniture; manufacture of articles of straw and plaiting materials</i>	76.5	76.4	77.6	77.4	74.1	74.0	73.3	75.4
1.5	19	Pembuatan kok dan produk petroleum bertapis <i>Manufacture of coke and refined petroleum products</i>	90.2	86.6	83.0	82.3	88.2	84.6	81.9	89.7
1.6	20	Pembuatan kimia dan produk kimia <i>Manufacture of chemicals and chemical product</i>	82.4	79.5	83.0	82.4	82.0	83.0	84.6	84.1
1.7	221	Pembuatan produk getah <i>Manufacture of rubber products</i>	79.7	80.8	81.3	82.0	82.5	82.0	82.3	82.5
1.8	222	Pembuatan produk plastik <i>Manufacture of plastic products</i>	76.4	75.8	75.6	76.8	74.4	75.8	74.8	75.6
1.9	26	Pembuatan komputer, produk elektronik dan optikal <i>Manufacture of computer, electronics and optical products</i>	78.8	81.2	82.9	82.0	81.8	81.0	81.5	82.2
1.10	27	Pembuatan kelengkapan elektrik <i>Manufacture of electrical equipment</i>	79.6	76.7	78.2	77.1	76.5	77.0	76.6	76.6
1.11	28	Pembuatan jentera dan peralatan t.t.t.l. <i>Manufacture of machinery and equipment n.e.c.</i>	78.9	79.6	78.5	76.9	77.9	77.0	75.3	77.1
1.12	31	Pembuatan perabot <i>Manufacture of furniture</i>	77.3	78.5	77.8	78.4	78.2	78.1	79.8	81.6
2.		Industri Berorientasikan Domestik Domestic-Oriented Industries	76.6	76.0	75.5	77.0	75.2	76.4	74.2	76.4
2.1	10 (Kecuali 104)	Pembuatan produk proses makanan <i>Manufacture of food processing products</i>	75.2	77.5	76.8	73.4	76.1	76.7	75.9	75.8
2.2	11	Pembuatan minuman <i>Manufacture of beverages</i>	74.2	77.3	73.3	76.8	74.3	81.5	75.5	75.4
2.3	12	Pembuatan produk tembakau <i>Manufacture of tobacco products</i>	66.6	74.2	77.2	75.1	67.8	86.6	71.1	68.3
2.4	15	Pembuatan produk kulit dan barangan berkaitan <i>Manufacture of leather and related products</i>	82.1	82.0	82.4	82.1	82.8	83.4	82.8	83.8
2.5	17	Pembuatan kertas dan produk kertas <i>Manufacture of paper and paper products</i>	77.2	78.1	76.1	77.8	78.2	80.8	80.4	80.2
2.6	18	Percetakan dan penerbitan semula media rakaman <i>Printing and reproduction of recorded media</i>	78.9	78.9	76.6	78.3	75.1	75.4	77.9	78.2
2.7	21	Pembuatan produk farmaseutikal asas, kimia perubatan dan botani <i>Manufacture of basic pharmaceutical, medicinal chemical and botanical products</i>	72.2	72.3	72.2	72.6	73.5	78.1	73.5	73.6
2.8	23	Pembuatan produk galian bukan logam lain <i>Manufacture of other non-metallic mineral products</i>	75.2	72.5	74.1	74.1	75.8	76.1	74.5	76.4
2.9	24	Pembuatan logam asas <i>Manufacture of basic metals</i>	78.6	75.4	73.5	77.2	73.6	79.1	74.9	78.9
2.10	25	Pembuatan produk logam, kecuali mesin dan kelengkapan <i>Manufacture of fabricated metal products, except machinery and equipment</i>	76.6	77.2	77.3	78.4	76.0	75.7	75.2	77.1
2.11	29	Pembuatan kenderaan bermotor, treler dan semi treler <i>Manufacture of motor vehicles, trailers and semi-trailers</i>	76.4	77.5	76.9	79.6	74.6	73.5	70.4	72.7
2.12	30	Pembuatan kelengkapan pengangkutan lain <i>Manufacture of other transport equipment</i>	78.8	75.9	73.6	72.7	77.1	71.5	71.9	77.7
2.13	32	Pembuatan lain <i>Other manufacturing</i>	79.0	75.4	76.5	74.6	73.4	77.8	75.3	77.2
2.14	33	Mbaiki dan pemasangan jentera dan kelengkapan <i>Repair and installation of machinery and equipment</i>	68.7	62.6	69.6	70.8	75.8	73.5	77.1	78.1

3b Kapasiti Penggunaan Industri Pembuatan mengikut Industri Berorientasikan Eksport dan Industri Berorientasikan Domestik - Suku Tahunan

Manufacturing Industry Capacity Utilisation by Export-Oriented Industries and Domestic-Oriented Industries - Quarterly

Bil. No.	Kod Codes	Keterangan Description	2017				2018			
			Q1	Q2	Q3	Q4	Q1	Q2	Q3	Q4
	C	PEMBUATAN MANUFACTURING	79.1	77.7	80.1	80.0	79.7	79.4	79.1	78.3
1.		Industri Berorientasikan Eksport Export-Oriented Industries	81.0	79.3	82.5	82.2	81.2	80.7	80.4	79.2
1.1	104	Pembuatan minyak dan lemak daripada sayuran dan haiwan <i>Manufacture of vegetable and animal oils and fats</i>	68.2	79.1	78.0	78.9	76.8	75.6	78.6	83.9
1.2	13	Pembuatan tekstil <i>Manufacture of textiles</i>	73.9	65.7	73.3	72.4	64.3	75.6	68.3	68.3
1.3	14	Pembuatan pakaian <i>Manufacture of wearing apparel</i>	83.0	81.2	85.3	87.4	87.4	87.5	87.4	87.5
1.4	16	Pembuatan kayu dan produk kayu dan gabus, kecuali perabot; pembuatan bagi artikel jerami dan bahan-bahan anyaman <i>Manufacture of wood and products of wood and cork, except furniture; manufacture of articles of straw and plaiting materials</i>	75.1	73.9	74.5	76.7	74.4	74.7	76.1	76.2
1.5	19	Pembuatan kok dan produk petroleum bertapis <i>Manufacture of coke and refined petroleum products</i>	88.6	82.8	87.8	88.4	85.8	85.9	81.8	83.9
1.6	20	Pembuatan kimia dan produk kimia <i>Manufacture of chemicals and chemical product</i>	78.2	77.4	79.4	79.5	84.0	81.0	82.2	82.0
1.7	221	Pembuatan produk getah <i>Manufacture of rubber products</i>	82.4	81.6	82.3	83.1	81.2	79.4	80.0	79.9
1.8	222	Pembuatan produk plastik <i>Manufacture of plastic products</i>	76.4	76.9	79.4	78.0	77.8	77.5	78.5	76.6
1.9	26	Pembuatan komputer, produk elektronik dan optikal <i>Manufacture of computer, electronics and optical products</i>	79.5	79.0	82.8	81.5	79.2	79.0	80.6	76.6
1.10	27	Pembuatan kelengkapan elektrik <i>Manufacture of electrical equipment</i>	79.7	80.4	82.5	81.2	81.3	82.0	79.5	79.8
1.11	28	Pembuatan jentera dan peralatan t.t.t.l. <i>Manufacture of machinery and equipment n.e.c.</i>	77.9	76.2	74.4	75.5	79.2	76.4	75.6	74.4
1.12	31	Pembuatan perabot <i>Manufacture of furniture</i>	82.1	80.3	81.3	82.2	79.9	80.2	79.7	80.2
2.		Industri Berorientasikan Domestik Domestic-Oriented Industries	74.2	73.6	74.1	74.8	75.9	76.5	76.0	76.2
2.1	10 (Kecuali 104)	Pembuatan produk proses makanan <i>Manufacture of food processing products</i>	76.6	77.4	76.0	76.0	75.6	75.5	73.9	76.5
2.2	11	Pembuatan minuman <i>Manufacture of beverages</i>	64.6	69.2	72.6	62.7	63.9	73.0	77.0	73.5
2.3	12	Pembuatan produk tembakau <i>Manufacture of tobacco products</i>	80.0	78.5	77.2	56.2	62.4	66.3	66.6	66.0
2.4	15	Pembuatan produk kulit dan barangan berkaitan <i>Manufacture of leather and related products</i>	83.7	81.3	79.7	79.3	80.6	83.9	83.5	79.4
2.5	17	Pembuatan kertas dan produk kertas <i>Manufacture of paper and paper products</i>	77.7	78.1	78.1	78.8	81.2	80.7	81.2	80.7
2.6	18	Percetakan dan penerbitan semula media rakaman <i>Printing and reproduction of recorded media</i>	74.6	79.0	79.1	75.4	74.9	79.2	78.7	72.8
2.7	21	Pembuatan produk farmaseutikal asas, kimia perubatan dan botani <i>Manufacture of basic pharmaceutical, medicinal chemical and botanical products</i>	69.3	71.2	72.5	76.5	74.8	72.9	76.0	74.6
2.8	23	Pembuatan produk galian bukan logam lain <i>Manufacture of other non-metallic mineral products</i>	73.5	71.6	71.3	73.1	72.7	72.4	73.8	72.1
2.9	24	Pembuatan logam asas <i>Manufacture of basic metals</i>	78.3	75.0	79.0	79.0	77.4	76.6	77.6	76.8
2.10	25	Pembuatan produk logam, kecuali mesin dan kelengkapan <i>Manufacture of fabricated metal products, except machinery and equipment</i>	73.3	73.3	73.3	75.3	77.1	76.7	77.2	77.3
2.11	29	Pembuatan kenderaan bermotor, treler dan semi treler <i>Manufacture of motor vehicles, trailers and semi-trailers</i>	70.1	70.8	69.0	72.4	77.9	80.6	74.7	78.3
2.12	30	Pembuatan kelengkapan pengangkutan lain <i>Manufacture of other transport equipment</i>	79.8	74.1	77.8	79.1	75.2	73.0	73.1	77.9
2.13	32	Pembuatan lain <i>Other manufacturing</i>	77.6	76.2	77.5	75.0	74.3	73.7	73.0	74.6
2.14	33	Mbaiki dan pemasangan jentera dan kelengkapan <i>Repair and installation of machinery and equipment</i>	76.2	78.3	78.1	79.0	78.9	75.4	76.6	72.3

2019		2020				2021				2022				2023		
Q1	Q2	Q3	Q4	Q1	Q2	Q3	Q4	Q1	Q2	Q3	Q4	Q1	Q2	Q3	Q4	Q1
76.1	77.7	78.8	78.7	71.2	60.8	73.0	74.1	76.7	74.3	69.6	75.1	81.1	79.0	81.3	80.2	79.6
76.3	78.4	79.8	79.6	71.7	62.0	73.4	74.7	77.6	76.9	72.1	75.7	81.3	78.6	81.2	80.5	79.3
72.9	73.8	71.6	66.8	71.7	78.7	71.5	62.4	73.4	76.6	80.7	68.8	64.7	65.8	69.1	70.3	65.9
69.3	68.6	69.1	69.4	71.7	54.1	68.3	68.7	78.4	75.7	68.2	72.4	86.6	83.0	87.7	84.6	72.2
85.3	87.0	87.6	88.3	75.8	60.8	72.1	74.8	78.5	76.4	70.8	79.2	73.3	78.4	74.2	70.6	73.7
74.8	74.4	73.3	73.0	67.3	62.4	70.3	70.1	69.0	68.3	66.6	71.7	72.6	73.5	73.5	70.8	68.4
74.4	79.8	83.5	83.7	65.7	50.9	67.0	68.3	78.7	77.3	64.2	63.2	84.4	74.7	81.6	85.7	82.2
79.8	82.2	80.6	81.8	76.1	71.6	77.9	79.5	81.8	78.8	78.2	81.9	81.0	80.1	79.9	79.5	80.0
79.5	79.9	80.5	81.1	80.9	80.0	82.9	83.9	81.3	80.5	73.6	81.1	82.1	81.4	77.6	76.5	77.5
75.4	77.1	76.2	77.4	74.0	69.7	76.5	77.5	76.2	73.2	70.9	76.3	80.0	79.7	81.4	80.7	80.4
75.3	76.8	79.0	77.5	71.7	61.4	73.7	75.1	76.1	77.7	75.1	78.7	80.4	79.1	81.7	79.2	78.4
80.9	79.6	79.8	80.7	73.2	63.4	76.0	74.5	76.6	76.7	73.5	81.7	82.2	80.8	85.2	82.9	81.0
74.6	75.6	75.0	76.6	70.7	65.1	73.0	78.9	77.5	71.4	69.6	78.7	81.7	82.3	83.1	79.8	80.3
80.1	78.3	79.6	81.6	75.9	51.2	72.8	75.5	74.0	67.6	63.7	75.7	83.1	83.9	85.1	83.0	80.3
75.7	75.9	76.3	76.5	70.2	57.9	72.0	72.7	74.5	67.8	63.5	73.8	80.5	79.9	81.4	79.5	80.5
75.2	75.6	75.1	74.2	73.8	73.4	76.8	77.7	76.1	76.0	75.3	73.5	79.1	78.8	83.9	81.9	83.8
67.6	70.1	71.6	76.4	68.0	54.5	67.5	71.2	66.9	62.7	64.1	75.5	83.2	80.5	81.8	80.7	77.9
78.1	77.4	77.2	74.8	66.8	47.9	70.4	53.6	80.3	55.1	32.1	77.9	98.2	91.7	68.8	77.8	67.8
75.9	79.2	79.8	82.1	72.4	61.5	72.8	75.7	73.2	71.4	66.9	73.4	87.7	86.9	92.4	92.8	86.1
78.2	79.1	78.7	80.2	74.4	68.4	75.7	77.1	77.6	75.3	70.4	73.3	82.7	79.3	78.4	76.6	77.3
75.5	78.6	78.2	75.9	73.8	62.9	72.6	70.1	74.4	69.4	65.1	74.5	78.0	82.8	84.5	82.8	82.5
72.9	75.0	74.5	70.6	73.0	70.5	76.0	75.1	72.9	71.2	74.4	71.2	76.7	79.8	86.4	77.0	82.8
71.8	71.6	72.0	72.9	64.4	53.3	69.1	69.7	71.4	65.8	63.6	70.9	78.9	80.6	81.8	79.1	77.4
73.3	75.6	77.5	76.5	69.0	60.3	70.5	72.2	72.2	65.4	64.6	72.8	78.2	76.4	78.6	75.7	78.4
76.2	75.8	75.5	75.5	72.2	61.9	74.7	74.5	75.5	69.7	66.2	72.9	80.7	79.3	79.5	80.9	80.6
80.1	77.6	78.5	79.4	68.8	46.5	71.4	72.9	77.8	64.9	55.2	77.9	82.6	81.6	86.3	81.3	86.1
79.8	79.6	78.5	76.0	76.0	60.2	68.8	73.4	72.8	73.1	69.4	72.4	78.1	82.0	82.3	82.8	79.8
75.1	77.4	76.0	76.6	72.0	65.9	77.0	75.6	75.0	71.8	68.1	72.8	75.9	75.9	77.9	77.8	80.6
71.5	72.4	74.6	78.7	73.7	66.0	75.6	75.3	76.0	71.5	66.4	74.8	82.3	76.1	80.2	75.7	82.8

3c Kapasiti Penggunaan Industri Pembuatan mengikut Industri Berorientasikan Eksport dan Industri Berorientasikan Domestik - Bulanan
Manufacturing Industry Capacity Utilisation by Export-Oriented Industries and Domestic-Oriented Industries - Monthly

Bil. No.	Kod Codes	Keterangan Description	2015							
			Jan.	Feb.	Mac	Apr.	Mei	Jun	Jul.	Ogo.
	C	PEMBUATAN MANUFACTURING	80.7	79.2	80.9	79.5	80.1	80.2	80.3	79.1
1.		Industri Berorientasikan Eksport Export-Oriented Industries	81.9	80.7	82.2	80.7	81.2	82.3	82.5	80.1
1.1	104	Pembuatan minyak dan lemak daripada sayuran dan haiwan <i>Manufacture of vegetable and animal oils and fats</i>	62.9	59.6	75.1	75.2	78.5	81.5	76.5	84.1
1.2	13	Pembuatan tekstil <i>Manufacture of textiles</i>	72.8	70.5	79.3	77.5	70.7	82.2	82.7	80.9
1.3	14	Pembuatan pakaian <i>Manufacture of wearing apparel</i>	88.7	82.8	87.6	92.1	91.3	93.5	92.6	92.1
1.4	16	Pembuatan kayu dan produk kayu dan gabus, kecuali perabot; pembuatan bagi artikel jerami dan bahan-bahan anyaman <i>Manufacture of wood and products of wood and cork, except furniture; manufacture of articles of straw and plaiting materials</i>	79.1	75.3	75.2	75.9	77.3	76.0	75.7	78.2
1.5	19	Pembuatan kok dan produk petroleum bertapis <i>Manufacture of coke and refined petroleum products</i>	90.6	90.5	89.6	83.1	87.4	89.3	89.7	75.4
1.6	20	Pembuatan kimia dan produk kimia <i>Manufacture of chemicals and chemical product</i>	82.3	82.6	82.3	81.5	78.0	78.9	84.4	83.9
1.7	221	Pembuatan produk getah <i>Manufacture of rubber products</i>	80.2	77.7	81.2	81.1	81.1	80.3	79.1	82.4
1.8	222	Pembuatan produk plastik <i>Manufacture of plastic products</i>	76.7	74.9	77.6	77.0	75.4	75.1	74.2	76.3
1.9	26	Pembuatan komputer, produk elektronik dan optikal <i>Manufacture of computer, electronics and optical products</i>	78.9	77.5	80.0	80.2	81.3	82.0	80.8	81.9
1.10	27	Pembuatan kelengkapan elektrik <i>Manufacture of electrical equipment</i>	80.2	78.6	79.9	77.4	75.0	77.9	78.6	77.3
1.11	28	Pembuatan jentera dan peralatan t.t.t.l. <i>Manufacture of machinery and equipment n.e.c.</i>	78.8	76.8	81.2	80.6	78.8	79.4	77.3	78.8
1.12	31	Pembuatan perabot <i>Manufacture of furniture</i>	79.0	75.8	77.0	79.1	78.3	78.2	78.2	77.2
2.		Industri Berorientasikan Domestik Domestic-Oriented Industries	77.4	75.1	77.3	76.2	77.1	74.7	74.6	76.3
2.1	10 (Kecuali 104)	Pembuatan produk proses makanan <i>Manufacture of food processing products</i>	77.1	73.2	75.3	74.6	78.1	79.8	77.1	77.4
2.2	11	Pembuatan minuman <i>Manufacture of beverages</i>	80.3	69.7	72.7	73.0	79.6	79.4	79.5	70.0
2.3	12	Pembuatan produk tembakau <i>Manufacture of tobacco products</i>	67.7	52.5	79.7	71.3	80.3	71.0	80.2	80.3
2.4	15	Pembuatan produk kulit dan barangan berkaitan <i>Manufacture of leather and related products</i>	84.3	78.0	84.1	82.1	81.1	82.6	83.6	82.2
2.5	17	Pembuatan kertas dan produk kertas <i>Manufacture of paper and paper products</i>	78.7	74.2	78.5	78.9	78.1	77.4	74.9	75.9
2.6	18	Percetakan dan penerbitan semula media rakaman <i>Printing and reproduction of recorded media</i>	80.5	79.2	77.1	75.9	79.6	81.4	80.5	75.0
2.7	21	Pembuatan produk farmaseutikal asas, kimia perubatan dan botani <i>Manufacture of basic pharmaceutical, medicinal chemical and botanical products</i>	75.0	70.1	71.5	71.4	71.5	73.8	70.0	73.5
2.8	23	Pembuatan produk galian bukan logam lain <i>Manufacture of other non-metallic mineral products</i>	76.4	75.0	74.3	73.4	71.7	72.4	71.5	75.7
2.9	24	Pembuatan logam asas <i>Manufacture of basic metals</i>	80.9	74.2	80.7	77.6	77.0	71.5	71.1	75.2
2.10	25	Pembuatan produk logam, kecuali mesin dan kelengkapan <i>Manufacture of fabricated metal products, except machinery and equipment</i>	77.4	74.6	78.0	77.1	76.9	77.7	76.9	77.7
2.11	29	Pembuatan kenderaan bermotor, treler dan semi treler <i>Manufacture of motor vehicles, trailers and semi-trailers</i>	74.1	77.9	77.1	78.0	81.3	73.3	74.6	77.8
2.12	30	Pembuatan kelengkapan pengangkutan lain <i>Manufacture of other transport equipment</i>	80.4	77.1	78.9	75.9	77.1	74.7	74.4	76.8
2.13	32	Pembuatan lain <i>Other manufacturing</i>	81.4	77.9	77.6	76.8	73.7	75.8	78.2	73.1
2.14	33	Mbaiki dan pemasangan jentera dan kelengkapan <i>Repair and installation of machinery and equipment</i>	69.6	76.6	60.0	59.2	59.6	69.1	69.6	70.6

2016															
Sep.	Okt.	Nov.	Dis.	Jan.	Feb.	Mac	Apr.	Mei	Jun	Jul.	Ogo.	Sep.	Okt.	Nov.	Dis.
81.1	82.3	78.6	79.6	80.5	78.7	81.7	79.1	80.0	80.8	77.9	79.4	80.3	81.0	81.2	81.6
83.2	84.0	79.4	80.7	82.2	81.0	83.5	80.1	81.2	82.8	79.8	81.2	82.3	83.0	83.0	83.4
80.9	78.4	71.6	66.7	70.0	65.7	73.1	71.3	74.8	71.6	71.9	77.6	74.5	80.1	80.0	74.6
82.8	89.7	88.5	89.2	89.2	86.4	87.1	87.1	87.6	88.6	88.1	88.7	84.7	86.2	82.4	87.1
90.7	90.9	88.5	89.6	91.4	84.7	90.7	88.9	87.6	90.3	89.7	89.9	90.9	91.5	91.8	84.8
78.9	78.7	77.6	75.9	75.9	71.3	75.0	74.3	74.4	73.4	71.0	75.4	73.5	75.7	74.5	76.1
84.0	89.8	74.1	83.0	88.8	88.3	87.7	78.9	86.3	88.5	83.9	79.5	82.2	88.0	89.2	91.9
80.7	84.6	80.6	81.8	81.3	81.1	83.7	82.4	82.4	84.4	85.8	83.8	84.4	85.0	84.1	83.3
82.4	82.4	81.4	82.3	82.1	81.7	83.8	83.0	81.1	81.9	81.7	82.7	82.5	82.5	82.7	82.4
76.4	77.2	77.1	76.2	74.4	73.1	75.7	76.1	75.6	75.8	74.4	74.9	75.0	75.7	75.8	75.3
85.9	83.4	82.0	80.5	81.4	79.9	84.1	80.9	80.4	81.8	77.5	82.6	84.4	82.6	82.3	81.8
78.5	77.3	77.4	76.6	76.5	75.4	77.6	77.4	76.0	77.6	75.4	78.3	76.1	75.5	75.9	78.4
79.3	77.0	77.3	76.3	78.0	77.7	78.1	77.4	76.0	77.5	72.8	77.4	75.7	77.5	77.1	76.6
78.0	79.2	77.9	78.1	79.2	76.0	79.3	78.2	77.6	78.4	78.3	81.5	79.7	80.7	81.9	82.2
75.5	78.0	76.5	76.7	76.0	72.7	77.0	76.3	76.9	75.8	72.8	74.6	75.2	75.9	76.4	76.9
75.8	70.8	71.5	77.9	80.6	73.3	74.5	76.4	77.6	76.2	75.3	76.8	75.7	77.0	72.9	77.5
70.3	73.7	77.2	79.5	83.2	70.3	69.3	76.1	84.0	84.3	77.8	75.3	73.4	76.0	78.4	72.0
71.2	71.1	73.7	80.4	62.1	52.6	88.8	89.6	89.8	80.5	53.2	89.1	71.1	62.1	62.1	80.6
81.4	81.2	82.0	83.0	83.3	82.0	83.0	85.2	81.2	83.7	81.5	82.3	84.7	83.5	85.5	82.3
77.5	79.8	76.3	77.2	78.0	74.9	81.8	78.7	82.0	81.7	76.4	83.5	81.3	79.8	78.6	82.1
74.2	79.2	76.8	78.8	77.3	73.8	74.2	73.9	77.0	75.2	75.8	77.2	80.8	80.4	76.3	78.0
73.1	71.8	75.7	70.2	75.7	71.3	73.5	75.4	78.6	80.4	70.6	75.9	74.1	73.9	74.3	72.5
75.1	76.6	73.6	72.2	77.9	73.6	75.9	76.9	76.1	75.3	72.4	75.7	75.4	76.0	77.4	75.7
74.2	78.4	74.7	78.5	74.2	69.8	76.8	78.0	79.9	79.5	71.0	76.7	76.9	78.1	78.5	80.1
77.1	78.2	78.7	78.3	78.1	74.1	75.8	75.9	75.9	75.4	73.6	75.2	76.7	76.6	77.3	77.5
78.3	80.9	80.8	77.2	72.9	72.9	77.8	76.2	73.8	70.4	74.3	66.6	70.3	73.2	72.6	72.3
69.4	74.8	68.8	74.4	74.9	76.7	79.8	68.3	72.3	73.9	65.9	74.1	75.6	73.3	79.5	80.4
78.3	78.0	72.9	73.0	75.8	68.9	75.5	77.0	78.3	78.0	75.8	78.9	71.2	75.2	76.1	80.2
68.6	71.2	71.7	69.4	77.2	72.9	77.2	71.1	72.8	76.4	76.9	77.8	76.6	78.2	77.2	78.8

3c Kapasiti Penggunaan Industri Pembuatan mengikut Industri Berorientasikan Eksport dan Industri Berorientasikan Domestik - Bulanan
Manufacturing Industry Capacity Utilisation by Export-Oriented Industries and Domestic-Oriented Industries - Monthly

Bil. No.	Kod Codes	Keterangan Description	2017							
			Jan.	Feb.	Mac	Apr.	Mei	Jun	Jul.	Ogo.
	C	PEMBUATAN MANUFACTURING	79.4	78.5	79.3	76.3	78.0	78.7	80.1	80.3
1.		Industri Berorientasikan Eksport Export-Oriented Industries	81.1	80.7	81.3	77.5	79.4	81.0	82.0	82.7
1.1	104	Pembuatan minyak dan lemak daripada sayuran dan haiwan <i>Manufacture of vegetable and animal oils and fats</i>	65.7	66.9	72.1	81.5	79.5	76.1	77.7	77.8
1.2	13	Pembuatan tekstil <i>Manufacture of textiles</i>	70.9	73.7	77.1	68.1	66.1	62.8	65.3	75.3
1.3	14	Pembuatan pakaian <i>Manufacture of wearing apparel</i>	84.7	79.7	84.7	84.6	83.7	75.4	85.0	85.5
1.4	16	Pembuatan kayu dan produk kayu dan gabus, kecuali perabot; pembuatan bagi artikel jerami dan bahan-bahan anyaman <i>Manufacture of wood and products of wood and cork, except furniture; manufacture of articles of straw and plaiting materials</i>	76.0	74.0	75.4	75.2	75.5	71.0	74.9	75.0
1.5	19	Pembuatan kok dan produk petroleum bertapis <i>Manufacture of coke and refined petroleum products</i>	90.0	89.4	86.2	76.1	81.8	90.7	90.8	88.3
1.6	20	Pembuatan kimia dan produk kimia <i>Manufacture of chemicals and chemical product</i>	79.4	77.2	77.9	75.7	75.5	81.1	78.9	78.5
1.7	221	Pembuatan produk getah <i>Manufacture of rubber products</i>	82.1	82.1	82.9	82.3	80.9	81.5	82.6	82.4
1.8	222	Pembuatan produk plastik <i>Manufacture of plastic products</i>	75.7	75.9	77.5	76.6	76.6	77.3	78.9	80.2
1.9	26	Pembuatan komputer, produk elektronik dan optikal <i>Manufacture of computer, electronics and optical products</i>	78.5	79.0	81.0	78.2	80.1	78.9	80.5	83.1
1.10	27	Pembuatan kelengkapan elektrik <i>Manufacture of electrical equipment</i>	80.2	79.4	79.6	80.6	81.2	79.3	83.2	82.8
1.11	28	Pembuatan jentera dan peralatan t.t.t.l. <i>Manufacture of machinery and equipment n.e.c.</i>	78.3	76.2	79.3	78.2	77.2	73.1	74.4	75.1
1.12	31	Pembuatan perabot <i>Manufacture of furniture</i>	81.7	80.9	83.6	79.2	82.0	79.5	79.8	82.3
2.		Industri Berorientasikan Domestik Domestic-Oriented Industries	75.2	73.1	74.3	73.4	74.6	72.8	75.3	74.3
2.1	10 (Kecuali 104)	Pembuatan produk proses makanan <i>Manufacture of food processing products</i>	77.1	76.8	76.0	78.0	78.0	76.3	75.6	76.3
2.2	11	Pembuatan minuman <i>Manufacture of beverages</i>	69.6	61.4	62.7	64.1	74.8	68.6	76.0	72.5
2.3	12	Pembuatan produk tembakau <i>Manufacture of tobacco products</i>	70.9	84.5	84.6	84.3	75.7	75.6	80.1	71.0
2.4	15	Pembuatan produk kulit dan barangan berkaitan <i>Manufacture of leather and related products</i>	83.9	82.3	84.8	82.7	80.9	80.4	79.8	81.4
2.5	17	Pembuatan kertas dan produk kertas <i>Manufacture of paper and paper products</i>	77.6	77.1	78.3	79.1	80.3	74.9	80.1	77.0
2.6	18	Percetakan dan penerbitan semula media rakaman <i>Printing and reproduction of recorded media</i>	74.6	74.5	74.5	82.5	75.8	78.8	78.5	82.6
2.7	21	Pembuatan produk farmaseutikal asas, kimia perubatan dan botani <i>Manufacture of basic pharmaceutical, medicinal chemical and botanical products</i>	72.9	64.3	70.6	74.2	69.0	70.4	72.0	73.4
2.8	23	Pembuatan produk galian bukan logam lain <i>Manufacture of other non-metallic mineral products</i>	76.3	72.8	71.5	72.6	70.6	71.6	71.4	71.7
2.9	24	Pembuatan logam asas <i>Manufacture of basic metals</i>	78.9	74.4	81.7	75.8	77.7	71.6	80.1	81.7
2.10	25	Pembuatan produk logam, kecuali mesin dan kelengkapan <i>Manufacture of fabricated metal products, except machinery and equipment</i>	72.2	73.9	73.7	73.2	74.7	72.0	74.3	73.4
2.11	29	Pembuatan kenderaan bermotor, treler dan semi treler <i>Manufacture of motor vehicles, trailers and semi-trailers</i>	71.3	68.3	70.8	66.8	72.2	73.4	72.2	67.7
2.12	30	Pembuatan kelengkapan pengangkutan lain <i>Manufacture of other transport equipment</i>	84.6	81.9	73.0	76.9	75.3	70.2	77.3	76.9
2.13	32	Pembuatan lain <i>Other manufacturing</i>	80.9	74.2	77.7	76.0	75.5	77.0	76.2	78.5
2.14	33	Mbaiki dan pemasangan jentera dan kelengkapan <i>Repair and installation of machinery and equipment</i>	75.4	76.7	76.6	77.4	79.7	77.6	78.3	78.7

2018															
Sep.	Okt.	Nov.	Dis.	Jan.	Feb.	Mac	Apr.	Mei	Jun	Jul.	Ogo.	Sep.	Okt.	Nov.	Dis.
79.8	79.7	80.4	79.9	80.2	77.7	81.1	79.7	80.0	78.6	80.7	78.9	77.8	78.1	78.3	78.5
82.7	82.5	82.3	81.7	81.4	79.3	82.8	80.8	81.2	80.0	81.7	80.0	79.6	78.7	79.2	79.6
78.6	81.8	75.3	79.4	80.6	69.5	80.3	81.0	76.0	69.7	78.8	79.5	77.5	85.9	84.1	81.6
79.4	74.9	68.5	73.9	69.0	61.5	62.2	69.5	69.5	87.9	69.1	69.9	66.0	70.9	65.7	68.3
85.4	86.7	87.0	88.4	87.6	85.6	88.9	88.0	88.3	86.0	89.1	87.4	85.8	88.3	86.2	87.9
73.7	77.4	75.7	76.9	76.1	70.2	77.1	75.6	75.4	73.2	76.3	76.1	76.0	76.1	76.1	76.5
84.4	87.2	89.5	88.5	88.6	84.1	84.8	86.2	85.2	86.4	85.8	79.6	80.0	76.4	87.0	88.2
80.9	81.5	77.9	79.1	84.2	84.4	83.4	80.2	83.3	79.4	83.4	81.7	81.6	82.2	82.2	81.6
81.9	83.5	82.9	82.8	82.3	79.8	81.7	79.9	79.6	78.6	80.2	80.0	79.8	80.6	79.4	79.6
79.2	78.5	78.3	77.3	78.2	77.1	78.1	78.9	77.6	76.0	80.1	78.9	76.3	77.6	75.8	76.3
84.9	82.2	81.9	80.5	77.7	76.4	83.5	78.9	79.9	78.2	81.0	80.8	80.1	78.8	75.5	75.5
81.4	82.1	81.2	80.4	81.7	80.2	82.0	83.3	82.2	80.5	79.9	79.3	79.3	81.0	79.2	79.1
73.8	74.8	76.2	75.4	77.8	77.3	82.5	79.0	76.7	73.5	76.6	74.8	75.5	75.7	73.1	74.3
81.6	81.8	83.2	81.6	80.5	78.6	80.6	79.5	80.7	80.4	80.5	79.7	78.8	80.1	80.3	80.3
72.7	72.8	75.9	75.6	77.4	73.5	76.9	77.1	77.1	75.2	78.1	76.2	73.6	76.7	75.9	75.8
76.0	77.8	75.4	74.6	75.4	72.6	78.7	78.5	74.2	73.7	72.9	72.8	75.9	77.5	76.0	76.0
69.2	60.9	65.1	62.2	68.0	56.0	67.8	76.1	75.2	67.7	81.7	80.7	68.6	74.8	69.7	76.0
80.5	53.6	53.0	62.1	56.1	67.2	63.8	65.6	66.4	66.7	66.8	66.0	67.0	66.0	65.5	66.4
77.7	79.5	78.8	79.5	80.5	78.4	83.0	83.2	82.7	85.7	86.4	84.0	80.0	80.0	79.5	78.5
77.2	79.0	79.5	78.0	83.1	79.2	81.2	81.9	81.4	78.9	81.6	81.6	80.5	81.6	79.8	80.8
76.3	77.0	75.4	73.7	72.6	72.5	79.6	76.5	81.1	79.9	81.3	80.2	74.6	74.8	69.7	74.0
72.2	76.0	79.9	73.7	75.6	73.8	75.0	72.2	71.8	74.6	79.5	75.9	72.6	75.4	73.1	75.4
70.7	72.6	74.2	72.5	74.2	69.6	74.5	73.8	72.7	70.7	74.4	73.8	73.2	72.9	72.3	71.0
75.2	78.9	79.6	78.5	78.7	73.7	79.9	78.8	77.7	73.4	79.6	77.2	76.1	79.3	73.7	77.6
72.4	74.5	74.8	76.6	78.0	75.4	77.8	77.7	76.6	75.9	77.0	77.5	77.2	78.0	77.3	76.8
67.0	64.1	76.3	76.7	79.9	74.3	79.6	80.9	80.6	80.3	82.6	73.9	67.7	78.0	80.7	76.1
79.1	77.9	80.0	79.5	79.9	77.8	67.8	68.5	77.6	72.8	71.3	76.0	72.1	73.8	79.3	80.4
77.8	75.7	74.0	75.4	77.0	73.4	72.4	74.7	74.5	71.8	71.9	75.6	71.6	73.9	76.3	73.4
77.3	79.5	80.0	77.5	79.6	78.8	78.3	75.5	75.1	75.7	77.5	76.4	76.0	74.5	68.9	73.5

3c Kapasiti Penggunaan Industri Pembuatan mengikut Industri Berorientasikan Eksport dan Industri Berorientasikan Domestik - Bulanan
Manufacturing Industry Capacity Utilisation by Export-Oriented Industries and Domestic-Oriented Industries - Monthly

Bil. No.	Kod Codes	Keterangan Description	2019							
			Jan.	Feb.	Mac	Apr.	Mei	Jun	Jul.	Ogo.
	C	PEMBUATAN MANUFACTURING	76.6	75.8	76.1	77.0	78.2	77.9	79.4	78.4
1.		Industri Berorientasikan Eksport Export-Oriented Industries	76.8	76.2	76.0	76.8	78.8	79.5	80.5	79.4
1.1	104	Pembuatan minyak dan lemak daripada sayuran dan haiwan <i>Manufacture of vegetable and animal oils and fats</i>	67.7	80.1	70.9	71.7	79.2	70.3	71.3	71.6
1.2	13	Pembuatan tekstil <i>Manufacture of textiles</i>	69.8	68.4	69.9	69.9	67.9	68.1	69.2	69.2
1.3	14	Pembuatan pakaian <i>Manufacture of wearing apparel</i>	86.5	82.1	87.1	86.7	88.3	86.0	89.1	87.6
1.4	16	Pembuatan kayu dan produk kayu dan gabus, kecuali perabot; pembuatan bagi artikel jerami dan bahan-bahan anyaman <i>Manufacture of wood and products of wood and cork, except furniture; manufacture of articles of straw and plaiting materials</i>	76.5	71.6	76.4	76.7	74.6	72.0	72.9	74.4
1.5	19	Pembuatan kok dan produk petroleum bertapis <i>Manufacture of coke and refined petroleum products</i>	73.8	77.4	71.9	72.8	80.0	86.5	83.4	82.4
1.6	20	Pembuatan kimia dan produk kimia <i>Manufacture of chemicals and chemical product</i>	79.3	82.0	77.9	80.7	83.8	82.0	81.1	79.0
1.7	221	Pembuatan produk getah <i>Manufacture of rubber products</i>	79.9	79.1	79.6	79.0	80.4	80.4	80.6	81.2
1.8	222	Pembuatan produk plastik <i>Manufacture of plastic products</i>	76.5	73.6	76.0	78.1	78.2	74.9	77.4	76.0
1.9	26	Pembuatan komputer, produk elektronik dan optikal <i>Manufacture of computer, electronics and optical products</i>	76.5	73.6	75.8	76.4	76.8	77.1	80.4	79.2
1.10	27	Pembuatan kelengkapan elektrik <i>Manufacture of electrical equipment</i>	81.2	80.1	81.4	81.1	80.9	76.8	79.9	79.5
1.11	28	Pembuatan jentera dan peralatan t.t.t.l. <i>Manufacture of machinery and equipment n.e.c.</i>	74.0	73.2	76.7	76.7	75.6	74.7	76.1	74.0
1.12	31	Pembuatan perabot <i>Manufacture of furniture</i>	81.5	78.0	80.7	78.3	78.3	78.3	80.2	79.2
2.		Industri Berorientasikan Domestik Domestic-Oriented Industries	76.1	74.7	76.4	77.4	76.5	73.7	76.8	76.1
2.1	10 (Kecuali 104)	Pembuatan produk proses makanan <i>Manufacture of food processing products</i>	74.3	74.3	77.1	77.4	76.2	73.2	75.6	74.4
2.2	11	Pembuatan minuman <i>Manufacture of beverages</i>	74.3	63.4	65.2	71.6	72.7	66.1	68.8	72.6
2.3	12	Pembuatan produk tembakau <i>Manufacture of tobacco products</i>	77.6	77.3	79.2	90.0	69.8	72.5	74.4	80.9
2.4	15	Pembuatan produk kulit dan barangan berkaitan <i>Manufacture of leather and related products</i>	74.5	75.0	78.1	79.8	80.0	77.9	79.8	80.3
2.5	17	Pembuatan kertas dan produk kertas <i>Manufacture of paper and paper products</i>	78.9	75.8	79.9	80.4	81.5	75.4	79.2	78.1
2.6	18	Percetakan dan penerbitan semula media rakaman <i>Printing and reproduction of recorded media</i>	75.1	75.4	76.0	80.0	77.8	78.2	77.6	80.5
2.7	21	Pembuatan produk farmaseutikal asas, kimia perubatan dan botani <i>Manufacture of basic pharmaceutical, medicinal chemical and botanical products</i>	75.8	71.7	71.4	76.1	75.4	73.6	76.1	75.7
2.8	23	Pembuatan produk galian bukan logam lain <i>Manufacture of other non-metallic mineral products</i>	72.6	69.1	73.5	73.9	72.2	68.8	73.4	72.6
2.9	24	Pembuatan logam asas <i>Manufacture of basic metals</i>	74.6	70.1	75.1	77.4	77.9	71.5	77.2	78.3
2.10	25	Pembuatan produk logam, kecuali mesin dan kelengkapan <i>Manufacture of fabricated metal products, except machinery and equipment</i>	78.2	74.2	76.2	77.6	75.4	74.5	76.1	75.2
2.11	29	Pembuatan kenderaan bermotor, treler dan semi treler <i>Manufacture of motor vehicles, trailers and semi-trailers</i>	76.2	83.8	80.5	77.8	77.8	77.2	79.4	76.8
2.12	30	Pembuatan kelengkapan pengangkutan lain <i>Manufacture of other transport equipment</i>	80.9	78.1	80.4	80.8	81.0	76.9	81.1	77.9
2.13	32	Pembuatan lain <i>Other manufacturing</i>	79.5	71.1	74.8	78.0	78.9	75.3	75.7	75.4
2.14	33	Membaiki dan pemasangan jentera dan kelengkapan <i>Repair and installation of machinery and equipment</i>	69.8	73.0	71.7	72.5	72.6	72.0	74.8	73.7

2020															
Sep.	Okt.	Nov.	Dis.	Jan.	Feb.	Mac	Apr.	Mei	Jun	Jul.	Ogo.	Sep.	Okt.	Nov.	Dis.
78.4	78.8	79.1	78.4	74.6	74.7	64.4	47.7	63.9	70.9	72.2	72.4	74.4	75.1	72.8	74.5
79.4	79.4	79.9	79.7	74.6	75.3	65.0	48.9	65.3	71.7	72.5	72.9	74.8	75.9	73.2	75.0
71.8	68.6	66.4	65.4	65.7	68.6	80.8	76.8	79.8	79.6	76.0	69.0	69.5	64.8	61.9	60.5
69.0	69.9	69.9	68.2	76.0	74.4	64.8	39.0	56.1	67.3	68.4	68.2	68.3	68.3	68.8	69.0
86.1	86.6	87.5	90.8	78.4	79.9	69.1	52.4	59.7	70.3	68.9	72.9	74.4	75.0	73.4	76.0
72.5	74.5	72.8	71.7	70.9	71.5	59.6	55.0	61.6	70.6	70.0	70.1	70.9	69.6	70.5	70.4
84.8	81.6	85.6	83.8	67.5	69.2	60.3	32.0	54.2	66.6	65.3	66.6	69.2	73.4	62.6	69.0
81.7	81.4	82.6	81.4	78.1	79.3	70.8	62.8	76.5	75.6	77.9	76.2	79.8	80.8	80.3	77.4
79.7	80.6	81.2	81.6	82.7	82.4	77.7	80.1	78.1	81.7	82.8	82.9	83.1	83.5	83.7	84.4
75.4	77.0	77.9	77.5	78.2	76.4	67.3	61.2	71.5	76.6	77.1	75.7	76.8	77.4	77.2	77.8
77.3	78.2	76.6	77.8	75.0	76.1	64.2	47.9	65.1	71.3	72.7	73.4	75.1	75.1	74.3	75.9
80.1	81.5	80.8	79.8	78.9	77.3	63.3	49.1	69.4	71.8	75.5	75.5	76.8	75.1	74.2	74.2
75.1	76.7	77.0	76.3	76.2	74.5	61.4	52.6	68.9	73.7	73.3	72.5	73.1	78.9	77.9	79.8
79.4	81.2	81.3	82.3	80.1	79.1	68.6	29.7	57.4	66.6	69.2	73.3	75.9	76.0	74.8	75.8
75.9	77.1	77.1	75.4	74.4	73.3	62.9	44.2	60.3	69.1	71.5	71.1	73.5	72.8	71.9	73.5
75.1	73.0	74.1	75.3	76.1	75.2	70.0	68.5	74.0	77.7	74.5	78.3	77.5	78.3	77.1	77.6
73.5	75.9	76.2	77.1	71.4	73.6	58.9	49.8	50.9	62.9	65.0	66.6	71.0	72.0	70.2	71.2
76.4	77.4	75.6	71.5	73.9	72.5	54.0	1.6	73.6	68.6	76.0	73.2	62.1	53.4	52.1	55.4
79.1	82.1	80.6	83.4	79.0	76.5	61.6	44.0	67.8	72.7	73.9	71.9	72.7	71.8	77.2	78.0
78.8	79.7	81.2	79.7	78.5	78.6	66.1	61.8	68.1	75.2	75.9	74.5	76.6	77.2	77.0	77.0
76.6	74.1	77.0	76.6	73.6	76.4	71.4	47.3	64.9	76.4	75.3	71.1	71.3	70.8	69.5	70.0
71.9	72.3	72.1	67.5	76.2	73.5	69.2	69.4	68.6	73.6	73.4	77.1	77.6	76.0	72.0	77.5
70.0	73.1	72.5	73.0	71.4	66.8	55.1	40.2	57.4	62.5	68.7	69.5	69.1	69.8	68.7	70.7
76.9	78.5	76.3	74.7	74.9	72.5	59.5	49.3	62.7	68.8	71.9	67.3	72.4	71.5	70.3	74.7
75.1	75.0	75.6	75.9	75.6	76.7	64.2	49.2	65.0	71.3	74.5	72.5	77.3	74.2	74.1	75.1
79.4	82.2	80.7	75.3	71.4	70.3	64.8	24.7	49.1	65.6	69.3	71.9	73.0	72.8	72.1	73.7
76.7	75.1	76.6	76.3	80.1	79.0	68.8	47.1	61.4	72.1	66.8	66.9	72.8	77.6	72.0	70.6
77.0	75.2	78.8	75.7	77.8	75.2	62.9	56.5	67.3	73.9	74.7	78.2	78.2	75.2	75.0	76.5
75.2	75.1	83.8	77.4	77.8	74.5	68.9	51.3	66.7	79.8	72.0	78.2	76.4	74.9	75.9	75.3

3c Kapasiti Penggunaan Industri Pembuatan mengikut Industri Berorientasikan Eksport dan Industri Berorientasikan Domestik - Bulanan
Manufacturing Industry Capacity Utilisation by Export-Oriented Industries and Domestic-Oriented Industries - Monthly

Bil. No.	Kod Codes	Keterangan Description	2021							
			Jan.	Feb.	Mac	Apr.	Mei	Jun	Jul.	Ogo.
	C	PEMBUATAN MANUFACTURING	76.5	75.8	77.7	76.9	76.1	70.0	67.6	68.5
1.		Industri Berorientasikan Eksport Export-Oriented Industries	77.2	77.3	78.2	77.5	77.7	75.4	72.2	70.8
1.1	104	Pembuatan minyak dan lemak daripada sayuran dan haiwan <i>Manufacture of vegetable and animal oils and fats</i>	68.9	69.0	82.2	81.7	70.6	77.5	81.4	79.1
1.2	13	Pembuatan tekstil <i>Manufacture of textiles</i>	75.3	81.9	77.9	80.5	76.6	70.0	70.3	64.9
1.3	14	Pembuatan pakaian <i>Manufacture of wearing apparel</i>	80.4	76.7	78.4	79.5	78.9	70.7	69.2	71.4
1.4	16	Pembuatan kayu dan produk kayu dan gabus, kecuali perabot; pembuatan bagi artikel jerami dan bahan-bahan anyaman <i>Manufacture of wood and products of wood and cork, except furniture; manufacture of articles of straw and plaiting materials</i>	68.5	68.5	69.9	69.6	70.7	64.7	63.8	67.3
1.5	19	Pembuatan kok dan produk petroleum bertapis <i>Manufacture of coke and refined petroleum products</i>	78.8	79.2	78.0	78.0	79.1	74.7	74.3	64.5
1.6	20	Pembuatan kimia dan produk kimia <i>Manufacture of chemicals and chemical product</i>	82.9	82.5	80.0	78.2	82.2	76.1	76.6	75.9
1.7	221	Pembuatan produk getah <i>Manufacture of rubber products</i>	81.7	79.2	82.9	82.3	81.6	77.6	73.5	71.2
1.8	222	Pembuatan produk plastik <i>Manufacture of plastic products</i>	75.4	75.8	77.3	75.8	72.8	70.9	67.6	70.0
1.9	26	Pembuatan komputer, produk elektronik dan optikal <i>Manufacture of computer, electronics and optical products</i>	75.1	75.5	77.7	77.2	76.7	79.3	73.3	72.7
1.10	27	Pembuatan kelengkapan elektrik <i>Manufacture of electrical equipment</i>	75.4	75.5	79.0	79.0	78.1	73.0	68.3	73.6
1.11	28	Pembuatan jentera dan peralatan t.t.t.l. <i>Manufacture of machinery and equipment n.e.c.</i>	76.7	76.2	79.5	76.8	73.8	63.6	57.7	74.0
1.12	31	Pembuatan perabot <i>Manufacture of furniture</i>	74.7	73.2	74.2	72.9	69.8	59.9	59.5	61.5
2.		Industri Berorientasikan Domestik Domestic-Oriented Industries	74.9	72.0	76.6	75.2	72.1	56.1	56.1	62.5
2.1	10 (Kecuali 104)	Pembuatan produk proses makanan <i>Manufacture of food processing products</i>	76.2	73.6	78.3	76.4	75.3	76.2	76.0	74.9
2.2	11	Pembuatan minuman <i>Manufacture of beverages</i>	69.6	61.9	69.1	68.4	61.6	58.0	57.3	61.1
2.3	12	Pembuatan produk tembakau <i>Manufacture of tobacco products</i>	78.4	81.1	81.4	76.3	79.3	9.7	8.8	9.9
2.4	15	Pembuatan produk kulit dan barangan berkaitan <i>Manufacture of leather and related products</i>	73.1	72.1	74.4	75.3	73.3	65.5	65.2	61.7
2.5	17	Pembuatan kertas dan produk kertas <i>Manufacture of paper and paper products</i>	79.7	75.1	78.1	76.8	75.5	73.7	70.8	68.4
2.6	18	Percetakan dan penerbitan semula media rakaman <i>Printing and reproduction of recorded media</i>	72.5	73.6	77.1	73.8	68.9	65.6	62.4	65.9
2.7	21	Pembuatan produk farmaseutikal asas, kimia perubatan dan botani <i>Manufacture of basic pharmaceutical, medicinal chemical and botanical products</i>	72.1	74.1	72.4	75.0	69.8	68.9	72.3	74.3
2.8	23	Pembuatan produk galian bukan logam lain <i>Manufacture of other non-metallic mineral products</i>	70.0	70.2	73.9	74.0	68.7	54.8	58.8	63.5
2.9	24	Pembuatan logam asas <i>Manufacture of basic metals</i>	73.7	68.9	73.9	73.7	67.9	54.6	57.2	62.6
2.10	25	Pembuatan produk logam, kecuali mesin dan kelengkapan <i>Manufacture of fabricated metal products, except machinery and equipment</i>	76.1	73.3	77.2	76.0	71.0	62.1	63.4	66.0
2.11	29	Pembuatan kenderaan bermotor, treler dan semi treler <i>Manufacture of motor vehicles, trailers and semi-trailers</i>	77.5	74.4	81.6	77.2	78.9	38.6	37.0	54.7
2.12	30	Pembuatan kelengkapan pengangkutan lain <i>Manufacture of other transport equipment</i>	73.6	68.4	76.6	76.5	74.5	68.4	62.1	71.8
2.13	32	Pembuatan lain <i>Other manufacturing</i>	76.1	73.9	75.1	74.6	72.1	68.8	68.3	67.4
2.14	33	Mbaiki dan pemasangan jentera dan kelengkapan <i>Repair and installation of machinery and equipment</i>	80.2	75.6	72.3	74.0	72.7	67.7	59.7	67.4

2022												2023						
Sep.	Okt.	Nov.	Dis.	Jan.	Feb.	Mac	Apr.	Mei	Jun	Jul.	Ogo.	Sep.	Okt.	Nov.	Dis.	Jan.	Feb.	Mac
72.7	74.5	75.2	75.7	81.3	80.2	81.7	80.4	77.4	79.1	80.9	81.2	81.7	80.1	80.4	80.2	79.2	79.1	80.6
73.1	74.3	75.9	76.8	81.6	80.8	81.5	80.8	76.8	78.2	80.8	80.9	81.9	80.0	80.3	81.1	79.5	78.5	79.8
81.6	71.9	69.2	65.3	66.2	62.6	65.1	59.1	69.6	68.7	67.9	70.5	68.7	71.6	74.1	65.2	64.8	67.3	65.7
69.6	71.9	72.5	72.8	88.1	84.8	86.8	84.5	80.7	83.8	85.8	86.1	91.4	85.4	84.7	83.6	69.9	75.7	70.9
71.9	77.3	79.7	80.5	73.1	70.8	76.0	78.5	80.8	75.8	77.5	72.0	73.2	68.8	69.5	73.6	78.6	73.7	68.9
68.6	73.6	72.6	69.0	71.8	70.7	75.3	73.8	72.2	74.4	71.8	75.2	73.4	72.6	70.0	69.7	67.9	68.3	68.9
53.8	57.3	64.6	67.7	85.7	90.8	76.8	86.4	71.6	66.2	79.8	80.1	85.0	84.7	86.4	85.9	85.9	79.4	81.4
82.3	81.6	83.4	80.8	81.1	77.7	84.3	82.1	79.7	78.5	80.8	82.5	76.4	81.2	80.0	77.4	79.7	80.4	79.9
76.0	79.5	82.1	81.7	83.3	80.4	82.6	83.0	80.4	80.7	77.3	78.9	76.5	78.3	76.4	74.7	77.0	76.3	79.1
75.2	78.0	75.9	74.9	80.6	77.9	81.5	79.7	78.5	80.9	80.7	81.1	82.5	81.9	80.0	80.3	79.9	80.4	80.9
79.4	78.6	77.5	80.1	79.9	78.5	82.8	77.1	77.4	82.8	81.4	80.3	83.3	77.7	78.5	81.5	77.9	78.2	79.3
78.6	81.3	83.2	80.5	83.3	78.1	85.2	81.5	78.1	82.7	85.8	86.2	83.5	81.4	81.7	85.6	79.3	81.1	82.4
77.0	78.8	80.3	77.0	82.7	79.0	83.4	84.5	79.4	83.1	84.5	84.6	80.4	77.6	80.4	81.4	77.6	78.6	84.5
70.0	74.8	75.7	76.7	83.9	80.4	85.2	84.7	81.9	85.0	85.1	85.8	84.5	85.7	82.8	80.6	78.4	79.7	82.7
71.7	74.9	73.5	73.1	80.6	78.8	82.1	79.3	79.0	81.3	81.1	81.9	81.3	80.2	80.5	77.8	78.4	80.4	82.8
74.9	74.3	71.8	74.3	82.4	73.6	81.2	71.3	81.6	83.6	84.7	84.8	82.3	82.2	80.8	82.7	84.5	82.0	84.9
74.0	74.3	78.3	73.8	87.9	80.5	81.1	81.1	80.8	79.5	82.6	82.4	80.4	79.9	78.8	83.5	79.0	77.3	77.3
77.6	80.8	81.0	72.0	97.9	99.1	97.7	79.1	99.3	96.8	74.3	54.6	77.6	77.5	56.5	99.6	68.1	57.7	77.5
73.6	73.9	74.1	72.1	90.0	83.9	89.2	85.0	82.9	92.7	90.7	94.3	92.3	92.1	92.9	93.3	91.0	83.1	84.2
71.9	70.7	73.7	75.5	83.6	80.0	84.5	80.3	76.8	80.9	79.5	78.1	77.6	77.9	75.4	76.5	74.6	77.3	79.9
67.2	75.1	74.1	74.4	75.9	77.3	80.9	81.8	80.7	85.9	83.3	85.2	85.0	82.2	83.5	82.6	81.3	82.6	83.6
76.7	69.8	72.4	71.3	78.6	71.1	80.4	78.5	76.3	84.6	86.7	88.2	84.2	82.2	79.2	69.5	79.6	85.8	83.1
68.5	70.8	70.0	71.9	82.3	76.6	77.7	81.2	79.1	81.4	82.7	82.0	80.7	80.0	78.7	78.7	73.3	78.4	80.4
74.1	74.8	73.3	70.2	80.2	74.1	80.2	77.8	74.2	77.2	79.9	79.1	76.7	75.8	77.2	74.0	73.9	78.7	82.5
69.3	72.6	72.6	73.5	81.4	78.1	82.6	81.8	76.1	79.9	80.2	78.9	79.4	81.5	81.0	80.2	80.0	80.2	81.6
73.8	82.8	75.6	75.3	77.7	85.2	85.0	80.3	82.2	82.5	81.2	87.4	90.4	83.7	87.7	72.6	83.4	85.9	89.0
74.4	71.7	74.2	71.3	77.0	75.0	82.3	79.7	82.0	84.3	84.9	88.9	73.2	79.8	77.0	91.6	79.6	79.9	79.9
68.6	72.4	73.4	72.7	78.9	72.6	76.2	70.1	79.1	78.4	77.7	78.4	77.6	76.9	77.2	79.4	80.2	78.8	82.7
72.1	76.2	73.2	74.9	81.6	80.9	84.4	59.4	84.6	84.3	78.3	81.4	81.0	76.1	82.6	68.3	82.5	81.9	83.9

4a Kapasiti Penggunaan Industri Pembuatan mengikut Negeri - Tahunan
Manufacturing Industry Capacity Utilisation by State - Yearly

Negeri State	2015	2016	2017	2018	2019	2020	2021	2022
Johor	80.2	78.5	77.3	79.6	78.6	71.3	74.0	81.2
Kedah	89.8	86.1	85.2	86.2	87.5	78.5	81.6	85.2
Kelantan	71.7	73.9	71.1	72.9	74.4	70.5	73.4	79.4
Melaka	84.9	90.7	90.3	91.1	75.2	56.9	70.9	83.2
Negeri Sembilan	77.5	76.6	77.0	73.9	76.7	69.7	70.4	84.8
Pahang	79.8	80.1	78.2	82.1	80.7	76.3	78.3	77.4
Pulau Pinang	77.6	80.3	79.5	79.1	77.6	72.0	75.0	76.8
Perak	72.0	74.3	71.4	70.6	70.8	70.4	72.6	76.3
Perlis	82.5	84.3	76.1	82.0	71.5	62.5	71.2	75.7
Selangor	77.8	76.5	75.9	75.7	75.8	68.9	72.5	81.3
Terengganu	88.8	91.0	86.3	86.1	91.5	78.7	84.7	80.4
Sabah	73.1	73.7	72.7	74.1	74.8	68.0	70.8	72.1
Sarawak	84.8	82.5	83.3	80.3	79.5	68.9	73.3	77.7
Wilayah Persekutuan Kuala Lumpur & Wilayah Persekutuan Putrajaya	67.3	69.6	63.6	61.5	61.3	58.7	64.1	75.7
Wilayah Persekutuan Labuan	78.5	81.2	78.4	84.1	76.1	67.0	74.8	80.3
Malaysia	80.1	80.2	79.2	79.1	77.8	69.8	73.9	80.4

4b Kapasiti Penggunaan Industri Pembuatan mengikut Negeri - Suku Tahunan
Manufacturing Industry Capacity Utilisation by State - Quarterly

Negeri State	2015				2016			
	Q1	Q2	Q3	Q4	Q1	Q2	Q3	Q4
Johor	82.3	80.4	79.6	78.3	78.5	78.0	78.7	78.7
Kedah	89.9	90.5	90.2	88.7	86.8	85.5	85.2	87.0
Kelantan	71.8	75.9	70.0	69.3	72.1	73.6	73.8	76.1
Melaka	88.0	89.3	87.8	74.6	88.8	91.1	91.0	92.1
Negeri Sembilan	78.7	81.0	73.7	76.6	79.5	75.0	74.8	77.0
Pahang	79.4	76.4	81.5	81.9	78.0	79.5	79.1	84.0
Pulau Pinang	75.8	77.8	78.0	78.6	79.5	81.0	78.8	82.0
Perak	71.7	70.6	72.8	72.9	73.6	74.9	74.1	74.7
Perlis	82.5	83.5	82.9	80.9	91.0	86.9	76.3	83.0
Selangor	75.3	76.3	79.2	80.4	77.2	77.0	75.8	76.2
Terengganu	88.9	85.7	90.6	90.1	88.5	87.9	93.4	94.2
Sabah	74.8	72.9	72.1	72.5	72.8	74.1	74.4	73.5
Sarawak	89.0	82.1	80.1	87.9	84.7	81.0	76.8	87.3
Wilayah Persekutuan Kuala Lumpur & Wilayah Persekutuan Putrajaya	72.4	67.7	65.1	64.0	68.0	69.3	70.7	70.7
Wilayah Persekutuan Labuan	78.2	77.8	79.5	78.4	71.0	82.8	84.6	86.4
Malaysia	80.2	79.9	80.2	80.2	80.3	80.0	79.2	81.3

4b Kapasiti Penggunaan Industri Pembuatan mengikut Negeri - Suku Tahunan
Manufacturing Industry Capacity Utilisation by State - Quarterly

Negeri State	2017				2018			
	Q1	Q2	Q3	Q4	Q1	Q2	Q3	Q4
Johor	76.4	75.8	79.2	78.0	79.6	80.2	79.5	79.1
Kedah	85.5	84.4	84.9	85.9	84.9	86.2	86.5	87.0
Kelantan	71.0	71.8	70.0	71.8	75.7	71.1	71.8	73.2
Melaka	89.8	87.6	91.8	92.3	91.0	92.2	91.2	90.1
Negeri Sembilan	77.8	76.1	78.1	75.9	77.9	78.3	68.0	71.4
Pahang	82.3	75.4	78.9	76.1	84.9	78.2	82.7	82.4
Pulau Pinang	78.2	76.5	81.2	81.9	79.6	78.9	80.2	77.6
Perak	72.1	69.2	71.1	73.2	71.1	70.4	71.6	69.4
Perlis	74.2	73.5	71.7	85.0	90.4	89.5	89.7	58.6
Selangor	75.0	76.0	76.9	75.9	75.9	76.2	76.4	74.5
Terengganu	91.1	86.0	81.4	86.6	87.5	83.6	84.6	88.6
Sabah	73.3	69.5	73.1	75.1	72.5	74.6	76.0	73.3
Sarawak	85.2	78.8	83.3	85.9	81.0	79.6	80.2	80.3
Wilayah Persekutuan Kuala Lumpur & Wilayah Persekutuan Putrajaya	62.9	66.4	65.3	59.8	59.6	62.5	63.8	60.2
Wilayah Persekutuan Labuan	78.4	85.0	83.2	67.0	87.4	86.9	67.3	94.7
Malaysia	79.1	77.7	80.1	80.0	79.7	79.4	79.1	78.3

2019		2020				2021				2022				2023		
Q1	Q2	Q3	Q4	Q1	Q2	Q3	Q4	Q1	Q2	Q3	Q4	Q1	Q2	Q3	Q4	Q1
78.8	78.6	77.9	79.0	72.7	61.4	74.8	76.3	75.8	73.0	69.6	77.7	81.1	80.9	81.9	80.9	80.4
87.9	87.3	87.1	87.5	77.4	74.3	80.8	81.6	82.4	81.6	78.7	83.6	84.8	85.6	85.2	85.1	83.8
73.8	76.1	74.9	73.0	69.5	65.5	73.4	73.7	74.5	72.2	70.9	75.8	83.5	78.9	79.5	75.6	77.4
63.4	74.2	81.7	81.5	53.4	47.0	62.5	64.9	83.8	77.5	62.9	59.6	87.0	70.5	87.9	87.4	81.4
78.8	78.2	76.9	72.9	73.5	61.9	71.6	71.7	72.2	70.4	67.4	71.8	86.8	85.7	84.5	82.2	81.1
79.3	78.1	80.8	84.3	76.0	70.8	80.0	78.5	79.7	73.5	76.9	83.0	78.2	79.7	76.7	75.1	76.3
76.8	77.0	78.3	78.4	73.1	63.8	74.2	77.0	77.7	75.2	72.4	74.5	77.6	76.2	78.0	75.4	76.7
69.5	70.2	71.3	72.1	71.4	67.5	71.6	71.4	72.1	70.3	72.9	75.2	78.6	75.2	74.2	77.2	77.1
71.8	71.1	71.7	71.5	65.0	41.5	66.2	77.3	73.9	71.8	68.0	71.3	77.5	77.5	73.4	74.4	65.8
73.9	75.3	77.4	76.5	71.3	58.2	73.1	73.1	73.5	72.0	67.8	76.6	80.8	80.7	83.1	80.6	79.5
88.6	94.5	90.7	92.2	85.9	69.2	79.4	80.2	86.4	85.7	81.5	85.3	72.8	81.7	82.3	84.7	78.8
74.2	75.3	73.8	75.9	68.3	61.1	73.9	68.7	70.6	70.1	68.9	73.7	72.4	74.8	72.0	69.1	72.3
79.6	79.1	78.7	80.8	70.5	58.9	71.6	74.6	78.3	76.1	65.0	73.8	82.6	75.6	75.2	77.5	81.6
60.7	61.9	61.5	61.1	61.0	56.1	59.8	57.7	65.2	62.7	61.0	67.3	76.8	75.1	75.6	75.2	79.6
64.0	91.1	85.7	63.6	70.7	59.9	68.1	69.4	73.9	77.9	82.7	64.9	93.7	58.2	76.1	93.1	93.3
76.1	77.7	78.8	78.7	71.2	60.8	73.0	74.1	76.7	74.3	69.6	75.1	81.1	79.0	81.3	80.2	79.6

4c Kapasiti Penggunaan Industri Pembuatan mengikut Negeri - Bulanan
Manufacturing Industry Capacity Utilisation by State - Monthly

Negeri State	2015							
	Jan.	Feb.	Mac	Apr.	Mei	Jun	Jul.	Ogo.
Johor	82.7	81.0	83.2	81.2	79.7	80.3	79.6	80.7
Kedah	88.2	89.6	91.9	90.0	90.4	91.0	90.0	89.5
Kelantan	71.9	70.5	73.0	78.2	77.7	71.8	69.1	71.3
Melaka	87.4	86.7	89.9	89.7	88.5	89.6	88.2	89.0
Negeri Sembilan	81.1	77.3	77.6	80.4	81.0	81.5	77.6	69.0
Pahang	76.3	82.5	79.6	81.1	75.9	72.0	87.1	85.4
Pulau Pinang	76.9	73.0	77.6	77.1	76.9	79.5	76.1	76.5
Perak	71.2	68.4	75.4	70.8	71.2	69.7	71.6	73.5
Perlis	83.0	82.7	82.0	82.9	84.3	83.3	83.1	84.0
Selangor	75.6	74.8	75.4	76.0	77.4	75.4	77.0	79.4
Terengganu	85.6	90.5	90.6	87.3	82.4	87.3	89.7	90.5
Sabah	76.6	75.3	72.6	72.6	73.5	72.5	72.4	72.3
Sarawak	91.7	87.9	87.5	76.8	85.0	84.3	87.2	70.5
Wilayah Persekutuan Kuala Lumpur & Wilayah Persekutuan Putrajaya	74.1	74.4	68.6	64.9	69.6	68.7	69.0	63.9
Wilayah Persekutuan Labuan	81.7	76.6	76.2	76.6	77.8	79.1	78.8	79.8
Malaysia	80.7	79.2	80.9	79.5	80.1	80.2	80.3	79.1

2016															
Sep.	Okt.	Nov.	Dis.	Jan.	Feb.	Mac	Apr.	Mei	Jun	Jul.	Ogo.	Sep.	Okt.	Nov.	Dis.
78.5	78.7	77.7	78.6	77.9	78.0	79.7	78.0	77.9	78.1	76.9	80.0	79.2	78.1	79.6	78.3
91.0	87.3	89.2	89.7	87.0	85.5	87.9	85.8	84.4	86.3	83.7	85.9	85.9	85.9	87.0	88.1
69.5	69.8	68.3	69.9	72.6	69.9	73.7	71.8	73.6	75.4	73.9	73.4	74.2	76.8	76.9	74.8
86.1	89.4	61.6	72.8	86.1	89.5	90.6	91.9	90.3	91.0	90.9	92.4	89.7	92.3	91.1	93.0
74.6	77.9	74.8	77.1	82.3	77.8	78.3	70.0	78.4	76.5	77.0	73.5	73.9	73.8	78.5	78.8
71.9	85.8	81.6	78.4	77.4	77.7	79.0	79.6	79.2	79.7	85.4	77.7	74.2	86.1	85.7	80.1
81.3	80.6	77.6	77.7	78.9	76.6	82.8	80.3	80.5	82.1	74.9	79.6	81.8	81.6	82.4	82.0
73.2	71.3	74.1	73.3	75.5	70.5	74.9	74.6	74.7	75.3	72.5	74.2	75.6	73.9	75.0	75.0
81.6	84.9	86.0	71.9	92.7	89.5	90.8	88.7	88.4	83.5	73.1	80.9	74.9	80.3	83.8	85.0
81.2	81.5	80.6	79.1	77.5	75.0	79.0	78.9	76.0	76.0	73.9	76.1	77.2	77.1	75.7	75.7
91.5	94.2	85.8	90.3	90.9	88.9	85.7	73.5	95.1	95.1	94.3	91.3	94.8	94.6	92.9	95.1
71.6	71.5	73.2	72.9	72.9	70.7	74.9	72.3	74.3	75.6	70.2	78.1	74.9	73.9	73.1	73.3
82.5	88.1	87.0	88.7	86.0	82.7	85.5	76.5	81.1	85.4	76.1	74.8	79.6	85.7	85.7	90.6
62.4	65.7	62.6	63.8	70.3	67.2	66.4	68.5	71.3	68.0	69.3	70.0	72.6	73.1	68.3	70.6
79.9	80.8	82.1	72.4	56.4	62.1	94.5	72.3	81.0	95.2	93.0	70.2	90.7	79.4	90.5	89.2
81.1	82.3	78.6	79.6	80.5	78.7	81.7	79.1	80.0	80.8	77.9	79.4	80.3	81.0	81.2	81.6

4c Kapasiti Penggunaan Industri Pembuatan mengikut Negeri - Bulanan
Manufacturing Industry Capacity Utilisation by State - Monthly

Negeri State	2017							
	Jan.	Feb.	Mac	Apr.	Mei	Jun	Jul.	Ogo.
Johor	79.1	74.1	75.9	75.6	76.0	75.6	78.8	79.7
Kedah	85.4	85.2	85.9	82.8	86.0	84.5	83.4	85.7
Kelantan	68.3	70.8	73.9	77.0	70.1	68.4	69.2	69.4
Melaka	92.0	88.1	89.2	82.0	90.3	90.4	92.2	92.7
Negeri Sembilan	78.7	77.4	77.2	76.4	74.8	77.1	78.7	77.6
Pahang	82.4	80.5	84.1	75.7	72.2	78.2	79.2	79.2
Pulau Pinang	77.5	77.8	79.4	75.9	77.9	75.9	78.6	82.2
Perak	72.2	71.3	72.7	69.4	68.3	69.8	71.1	70.0
Perlis	89.9	58.5	74.2	74.7	66.6	79.1	72.8	74.0
Selangor	74.8	74.4	75.7	74.2	77.7	76.0	77.6	76.7
Terengganu	91.2	90.9	91.1	86.2	82.1	89.8	81.0	78.8
Sabah	74.1	75.1	70.8	72.8	71.4	64.4	72.5	71.5
Sarawak	84.3	87.5	83.8	75.8	74.7	85.9	86.9	84.1
Wilayah Persekutuan Kuala Lumpur & Wilayah Persekutuan Putrajaya	63.4	62.9	62.5	68.1	65.1	66.1	66.6	67.1
Wilayah Persekutuan Labuan	59.4	89.0	86.8	92.1	91.6	71.3	89.4	79.7
Malaysia	79.4	78.5	79.3	76.3	78.0	78.7	80.1	80.3

2018															
Sep.	Okt.	Nov.	Dis.	Jan.	Feb.	Mac	Apr.	Mei	Jun	Jul.	Ogo.	Sep.	Okt.	Nov.	Dis.
79.2	78.7	78.8	76.4	79.9	78.5	80.4	80.8	81.7	78.1	80.4	79.4	78.7	79.8	78.7	78.9
85.5	85.0	86.2	86.5	82.8	84.5	87.4	86.3	86.2	86.0	85.8	86.9	86.9	86.4	86.8	87.9
71.3	72.6	75.0	67.7	73.4	75.6	78.0	71.9	69.4	72.1	71.5	70.9	73.1	73.4	72.3	73.7
90.4	92.9	91.9	92.0	91.0	90.3	91.7	92.0	92.4	92.2	91.7	91.4	90.5	90.9	89.8	89.4
78.1	77.0	76.6	74.1	80.9	77.3	75.4	79.4	77.1	78.4	77.7	62.9	63.4	58.6	77.0	78.7
78.2	77.9	73.9	76.7	84.8	84.0	86.0	75.2	77.4	82.1	84.6	83.0	80.5	81.8	83.9	81.5
82.8	81.3	81.8	82.6	80.8	79.0	79.1	79.4	80.1	77.2	80.6	81.0	79.0	79.3	76.5	76.8
72.2	74.3	73.2	72.2	72.4	67.6	73.3	72.1	71.0	68.2	73.9	71.8	69.1	73.4	67.4	67.5
68.2	85.3	85.2	84.3	90.4	90.3	90.4	90.1	89.8	88.6	89.5	90.3	89.1	50.1	61.3	64.5
76.5	75.1	76.6	76.0	75.7	72.4	79.7	76.3	76.5	75.7	78.4	76.3	74.5	75.8	73.7	73.9
84.5	85.4	85.4	88.9	86.7	87.0	88.9	84.6	88.2	78.0	84.5	82.7	86.7	87.7	89.1	89.0
75.2	76.4	74.6	74.2	73.3	69.3	75.0	75.3	74.6	73.7	77.8	75.1	75.0	74.0	75.5	70.4
78.8	83.7	87.6	86.3	84.1	76.9	82.0	80.0	79.3	79.5	80.2	79.8	80.5	78.0	81.4	81.5
62.3	60.0	59.4	59.8	62.0	55.1	61.9	61.2	61.6	64.9	66.1	66.1	59.2	61.1	59.4	60.1
80.6	72.7	67.9	60.4	93.1	91.6	77.6	87.9	89.5	83.4	87.1	60.0	54.7	92.4	96.2	95.4
79.8	79.7	80.4	79.9	80.2	77.7	81.1	79.7	80.0	78.6	80.7	78.9	77.8	78.1	78.3	78.5

4c Kapasiti Penggunaan Industri Pembuatan mengikut Negeri - Bulanan
Manufacturing Industry Capacity Utilisation by State - Monthly

Negeri State	2019							
	Jan.	Feb.	Mac	Apr.	Mei	Jun	Jul.	Ogo.
Johor	79.3	78.0	79.2	80.0	78.8	77.1	78.9	77.2
Kedah	88.1	87.3	88.1	87.2	87.3	87.5	87.2	86.7
Kelantan	72.4	73.6	75.4	77.0	76.5	74.7	75.9	74.2
Melaka	59.9	72.6	57.6	61.7	74.3	86.7	80.3	81.2
Negeri Sembilan	78.6	79.0	79.0	79.5	78.2	76.8	77.2	75.2
Pahang	83.8	81.5	72.8	73.6	80.6	80.2	77.8	80.3
Pulau Pinang	79.1	74.3	77.0	76.4	78.0	76.6	79.7	78.8
Perak	70.6	67.7	70.1	71.8	71.9	67.0	71.8	70.7
Perlis	70.9	73.0	71.5	70.5	71.9	71.0	72.0	71.7
Selangor	73.8	72.9	74.9	76.2	75.4	74.3	78.1	77.6
Terengganu	82.7	94.3	89.0	93.4	94.9	95.3	94.7	87.0
Sabah	73.9	72.0	76.7	75.7	77.5	72.8	73.8	74.1
Sarawak	83.6	74.5	80.6	78.8	80.8	77.6	79.4	78.3
Wilayah Persekutuan Kuala Lumpur & Wilayah Persekutuan Putrajaya	60.1	60.0	62.0	62.6	61.3	61.8	60.9	64.1
Wilayah Persekutuan Labuan	82.3	45.0	64.6	90.3	91.1	92.0	84.2	88.2
Malaysia	76.6	75.8	76.1	77.0	78.2	77.9	79.4	78.4

2020															
Sep.	Okt.	Nov.	Dis.	Jan.	Feb.	Mac	Apr.	Mei	Jun	Jul.	Ogo.	Sep.	Okt.	Nov.	Dis.
77.5	79.6	78.4	78.9	77.6	77.5	63.0	47.3	66.7	70.2	74.7	73.3	76.3	76.7	75.8	76.5
87.3	86.3	87.8	88.5	77.4	78.7	76.0	65.7	76.5	80.5	80.8	79.9	81.6	81.2	81.4	82.2
74.5	73.1	72.8	73.2	72.7	75.2	60.6	56.9	68.8	70.8	74.5	73.9	71.7	73.2	73.0	75.0
83.5	82.2	81.3	80.9	59.3	60.0	41.0	28.0	49.8	63.1	56.7	62.9	67.8	73.1	58.5	62.9
78.2	72.6	74.6	71.6	76.7	76.3	67.6	54.0	62.1	69.5	71.9	70.4	72.4	71.7	72.4	70.9
84.3	83.8	85.3	83.9	77.9	77.6	72.5	62.7	72.1	77.7	80.5	79.2	80.2	84.8	77.7	72.9
76.4	79.1	78.7	77.3	76.9	76.7	65.8	50.4	68.4	72.6	71.7	73.7	77.3	76.6	77.0	77.4
71.4	72.2	70.9	73.0	73.9	74.9	65.3	62.0	67.8	72.7	71.5	71.8	71.4	71.5	70.0	72.6
71.5	72.1	71.1	71.2	73.0	72.5	49.6	16.5	49.7	58.1	62.9	65.9	70.0	73.6	76.9	81.2
76.6	77.0	76.5	76.2	74.8	74.5	64.4	45.2	59.2	70.2	73.1	72.3	73.7	73.7	71.9	73.7
90.3	90.2	94.5	92.1	88.9	90.8	78.1	49.3	79.7	78.5	80.4	78.9	79.0	79.6	81.4	79.6
73.6	77.9	79.0	70.6	73.1	73.3	58.5	40.8	67.2	75.2	74.8	73.9	73.2	65.8	69.7	70.7
78.3	77.7	83.0	81.8	71.0	71.8	68.5	45.6	61.9	69.1	71.9	71.3	71.7	75.1	70.2	78.4
59.7	60.6	61.9	60.8	63.6	62.0	57.6	47.0	58.3	63.1	62.0	59.1	58.3	56.6	56.1	60.4
84.7	90.5	42.3	58.0	59.7	68.4	84.2	35.8	82.2	61.9	45.1	77.5	81.6	62.7	73.7	71.6
78.4	78.8	79.1	78.4	74.6	74.7	64.4	47.7	63.9	70.9	72.2	72.4	74.4	75.1	72.8	74.5

4c Kapasiti Penggunaan Industri Pembuatan mengikut Negeri - Bulanan
Manufacturing Industry Capacity Utilisation by State - Monthly

Negeri State	2021							
	Jan.	Feb.	Mac	Apr.	Mei	Jun	Jul.	Ogo.
Johor	75.5	74.2	77.7	77.2	74.8	66.9	66.9	67.6
Kedah	81.6	82.2	83.6	82.2	81.1	81.3	76.2	76.8
Kelantan	73.6	71.4	78.6	77.0	72.5	67.2	68.3	70.3
Melaka	83.2	84.4	83.7	83.2	82.5	66.8	67.6	62.0
Negeri Sembilan	72.8	70.0	73.7	73.5	71.6	65.9	64.6	66.9
Pahang	84.6	82.3	72.1	70.8	76.1	73.6	76.0	74.2
Pulau Pinang	79.0	76.0	78.1	78.3	75.3	72.0	72.6	70.7
Perak	71.0	72.2	73.3	74.7	72.2	64.0	71.6	72.7
Perlis	73.6	74.3	73.9	72.2	71.6	71.5	64.3	73.2
Selangor	72.5	72.0	76.1	74.3	73.9	67.9	60.1	67.6
Terengganu	88.2	83.2	87.9	87.0	88.7	81.5	84.0	78.8
Sabah	69.8	69.2	73.0	73.8	67.7	68.9	68.9	69.0
Sarawak	77.6	80.4	76.9	75.6	79.0	73.7	70.7	63.6
Wilayah Persekutuan Kuala Lumpur & Wilayah Persekutuan Putrajaya	64.1	64.4	67.2	65.6	63.2	59.3	57.4	60.6
Wilayah Persekutuan Labuan	66.2	88.8	66.6	69.6	80.1	83.9	88.0	78.0
Malaysia	76.5	75.8	77.7	76.9	76.1	70.0	67.6	68.5

2022												2023						
Sep.	Okt.	Nov.	Dis.	Jan.	Feb.	Mac	Apr.	Mei	Jun	Jul.	Ogo.	Sep.	Okt.	Nov.	Dis.	Jan.	Feb.	Mac
74.5	76.8	77.6	78.8	80.8	79.3	83.1	80.5	79.3	83.0	82.9	82.9	79.8	81.5	80.6	80.5	79.9	80.3	81.2
83.0	82.7	84.1	83.9	84.6	86.7	83.3	87.0	84.7	85.3	85.4	84.4	85.8	87.1	86.7	81.4	85.0	82.9	83.3
74.1	76.2	75.0	76.2	87.9	79.6	83.0	80.0	75.9	80.8	80.7	79.7	78.2	77.7	75.8	73.4	76.7	77.3	78.1
59.0	59.3	58.7	60.8	93.4	89.8	77.8	89.0	73.2	49.2	82.7	88.1	92.8	90.0	92.4	79.9	86.7	76.0	81.6
70.7	72.7	71.2	71.5	87.9	82.9	89.6	85.6	81.1	90.3	84.5	83.6	85.3	85.4	84.1	77.2	80.9	78.7	83.6
80.6	85.6	81.7	81.6	73.2	81.4	80.1	79.7	79.0	80.4	78.8	78.1	73.3	72.9	76.3	76.1	79.5	73.9	75.4
74.0	75.2	73.9	74.5	75.6	76.0	81.3	76.7	74.0	78.0	78.6	76.7	78.8	74.8	74.6	76.8	75.7	76.7	77.8
74.6	78.1	70.9	76.6	80.1	74.7	81.0	75.8	74.0	76.0	73.7	74.0	74.7	77.0	76.8	77.7	78.0	80.5	72.8
66.5	70.1	72.4	71.3	78.0	76.6	78.0	78.2	76.1	78.1	70.8	74.1	75.3	74.5	75.4	73.3	59.1	65.9	72.5
75.7	77.1	76.6	76.1	82.8	77.4	82.3	78.7	80.0	83.3	82.3	83.6	83.3	79.3	79.9	82.8	77.7	78.5	82.3
81.8	79.3	87.1	89.3	73.9	70.5	74.1	89.2	76.4	79.4	79.4	84.7	82.8	87.2	78.5	88.2	76.9	81.3	78.3
68.9	73.5	76.5	71.1	69.8	68.8	78.6	74.2	71.6	78.5	71.5	72.0	72.6	69.1	67.5	70.6	71.8	72.4	72.8
60.8	66.5	77.4	77.5	77.3	90.5	80.1	76.2	71.9	78.9	77.6	72.3	75.8	73.7	79.8	79.0	80.1	84.0	80.8
65.1	67.8	65.8	68.4	77.5	75.2	77.9	76.2	76.2	73.0	72.4	76.2	78.1	76.4	73.0	76.2	78.3	79.2	81.3
82.1	69.5	82.0	43.3	94.2	92.2	94.6	71.8	57.5	45.3	57.8	94.5	76.1	95.6	96.4	87.3	96.3	91.0	92.6
72.7	74.5	75.2	75.7	81.3	80.2	81.7	80.4	77.4	79.1	80.9	81.2	81.7	80.1	80.4	80.2	79.2	79.1	80.6

5 Faktor Kapasiti Industri Pembuatan di bawah Tahap Penggunaan - Peratus Sumbangan
Factors of Underutilisation of Manufacturing Industry Capacity - Percentage Share

Keterangan Faktor <i>Factor Description</i>	2022												2023		
	Jan.	Feb.	Mac	Apr.	Mei	Jun	Jul.	Ogo.	Sep.	Okt.	Nov.	Dis.	Jan.	Feb.	Mac
Kurang menguntungkan untuk beroperasi pada keupayaan pengeluaran <i>Not most profitable to operate at full production capability</i>	4.2	4.2	4.4	4.9	4.9	5.1	5.5	5.4	5.6	6.0	6.3	6.0	5.6	5.0	5.6
Bekalan bahan tidak mencukupi <i>Insufficient supply of materials</i>	12.3	11.6	12.0	12.2	12.6	12.2	12.1	12.3	12.4	12.2	11.8	12.0	11.3	11.1	11.1
Pembaikan & penyelenggaraan mesin dan kelengkapan <i>Repair & maintenance of machinery and equipment</i>	9.0	8.6	9.5	9.2	9.2	9.4	9.4	9.8	9.7	9.1	9.1	9.6	9.0	9.4	9.5
Inventori yang mencukupi <i>Sufficient inventory</i>	5.0	4.9	5.2	5.3	5.5	5.6	5.4	5.8	5.7	5.9	6.1	6.5	5.4	6.1	6.1
Permintaan kurang <i>Low demand</i>	35.4	34.2	33.9	33.3	32.7	33.3	34.2	33.2	34.8	35.2	35.2	34.0	36.6	36.7	37.1
Kekurangan tenaga buruh <i>Insufficient supply of labour force</i>	10.5	10.7	12.0	12.2	12.1	12.1	11.3	11.2	10.3	10.1	10.0	9.8	9.1	8.8	8.2
Bahan bakar atau tenaga elektrik yang tidak mencukupi <i>Lack of sufficient fuel or electric energy</i>	0.3	0.4	0.4	0.4	0.4	0.4	0.4	0.3	0.3	0.4	0.4	0.4	0.3	0.4	0.3
Limitasi atau kerosakan mesin dan kelengkapan <i>Machinery and equipment limitations or failures</i>	3.9	3.8	3.9	4.3	3.9	4.1	3.9	4.1	4.1	4.0	3.7	4.0	3.4	4.0	3.8
Pekerja kurang kompeten <i>Incompetent workers</i>	2.5	2.7	2.6	2.5	2.7	2.7	2.7	2.9	2.4	2.2	2.5	2.5	2.6	2.5	2.4
Limitasi ruang penyimpanan <i>Storage limitations</i>	4.1	3.6	4.6	4.0	3.9	4.2	4.4	4.2	4.0	3.9	4.1	4.2	3.9	4.3	4.6
Kekangan logistik/ pengangkutan <i>Logistics/ transportation constraints</i>	2.4	2.1	2.0	2.1	2.3	1.9	1.8	1.9	1.5	1.4	1.6	1.5	1.5	1.4	1.2
Penutupan kilang sementara <i>Temporary plant shutdown</i>	1.2	1.7	0.9	0.8	0.9	0.8	0.6	0.6	0.6	0.6	0.8	0.7	1.2	0.8	0.7
Kekangan kewangan <i>Financial constraints</i>	1.5	1.3	1.3	1.4	1.1	1.2	1.2	1.1	1.3	1.7	1.5	1.5	1.5	1.8	1.6
Mogok atau pemberhentian pekerja <i>Strike or work stoppage</i>	0.1	0.1	0.1	0.1	0.1	0.1	0.1	0.1	0.1	0.1	0.1	0.1	0.1	0.1	0.1
Operasi bermusim <i>Seasonal operations</i>	3.1	3.5	3.2	3.7	3.2	3.0	3.0	3.0	3.1	3.2	3.1	3.2	3.7	3.4	3.1
Sekatan berkaitan alam sekitar <i>Environmental restrictions</i>	0.3	0.5	0.2	0.4	0.2	0.2	0.3	0.2	0.1	0.2	0.3	0.2	0.2	0.2	0.2
Isu kualiti produk atau perkhidmatan <i>Quality issues of products or services</i>	1.0	0.9	0.9	0.9	0.9	1.2	1.0	1.0	0.9	0.9	1.0	1.0	1.2	1.4	1.2
Lain-lain <i>Others</i>	3.4	5.3	2.9	2.5	3.5	2.7	2.7	2.8	2.7	2.7	2.6	2.8	3.2	2.9	2.9

6 Kapasiti Penggunaan mengikut Negara Terpilih
Capacity Utilisation by Selected Country

Negara Country	2018	2019	2020	2021	2022
Canada	80.8	78.7	72.5	76.2	77.1
China	76.5	76.6	74.1	77.5	75.6
Germany	87.6	84.5	77.1	85.0	85.3
Indonesia	74.4	75.4	67.6	70.0	72.4
Philippines	74.5	71.3	56.8	65.8	71.1
South Korea	73.8	73.2	71.3	74.4	75.2
Sweden	90.6	90.5	86.2	90.3	90.4
Thailand	68.6	65.3	60.1	63.0	62.6
United States	78.3	77.0	72.5	77.2	79.2

6 Kapasiti Penggunaan mengikut Negara Terpilih
Capacity Utilisation by Selected Country

Negara Country	2018				2019			
	Q1	Q2	Q3	Q4	Q1	Q2	Q3	Q4
Canada	81.5	81.9	80.2	79.6	78.3	80.2	78.3	78.0
China	76.5	76.8	76.5	76.0	75.9	76.4	76.4	77.5
Germany	88.0	87.7	87.7	87.0	86.2	85.3	83.9	82.6
Indonesia	73.4	75.7	73.9	74.6	75.9	76.2	74.7	74.6
Philippines	75.6	74.8	74.5	73.2	72.3	72.2	71.3	69.4
South Korea	72.7	74.8	74.3	73.4	71.9	72.3	74.6	74.1
Sweden	90.0	90.7	90.9	90.8	90.8	90.6	91.1	89.5
Thailand	71.6	67.0	67.6	68.1	70.4	64.8	64.2	62.0
United States	77.7	78.4	78.8	78.4	77.5	77.1	77.0	76.5

Nota / Note :

Canada ST1 2023 akan diterbitkan pada 9 Jun 2023 / Canada Q1 2023 will be released on 9th June 2023

Sweden ST1 2023 akan diterbitkan pada 19 Mei 2023 / Sweden Q1 2023 will be released on 19th May 2023

2020				2021				2022				2023
Q1	Q2	Q3	Q4	Q1	Q2	Q3	Q4	Q1	Q2	Q3	Q4	Q1
74.2	64.0	75.2	76.6	76.1	77.1	75.3	76.2	76.3	78.5	76.6	76.8	-
67.3	74.4	76.7	78.0	77.2	78.4	77.1	77.4	75.8	75.1	75.6	75.7	74.3
83.1	70.6	74.9	79.8	81.8	86.2	87.1	84.7	85.6	85.5	85.4	84.6	84.2
71.8	61.8	67.4	69.4	69.3	72.4	68.7	69.5	72.5	73.0	73.0	71.2	72.3
65.6	53.0	56.5	51.9	64.3	65.2	66.0	67.7	70.0	70.5	71.5	72.2	72.9
73.0	66.9	71.5	73.8	74.1	73.7	74.2	75.4	77.9	76.2	75.0	71.8	70.8
88.8	82.0	85.9	87.9	89.4	91.1	90.5	90.2	90.6	91.1	90.1	89.9	-
66.0	52.1	59.4	62.8	66.3	62.7	58.5	64.5	66.5	61.1	62.6	60.2	63.7
75.7	65.8	73.4	75.0	75.7	76.9	77.6	78.7	79.2	79.6	79.3	78.6	78.4

7a Indeks Pengeluaran Perindustrian Sektor Pembuatan mengikut Kumpulan - Tahunan
Industrial Production Index of Manufacturing Sector by Group - Yearly

Bil. No.	Wajaran Weights 2015	Kod Codes	Keterangan Subsektor Sub-sector Description	2015	2016	2017	2018	2019	2020	2021	2022
	68.25	C	PEMBUATAN MANUFACTURING	100.0	104.3	110.7	115.6	120.1	116.9	128.1	138.5
1	8.55		Makanan, Minuman dan Tembakau Food, Beverages and Tobacco	100.0	102.1	113.2	116.9	120.2	118.5	120.5	127.6
1.1	7.39	10	Pembuatan produk makanan <i>Manufacture of food products</i>	100.0	101.4	113.1	117.1	120.1	121.0	123.2	128.7
1.2	0.65	11	Pembuatan minuman <i>Manufacture of beverages</i>	100.0	109.9	119.9	123.6	127.2	108.7	119.4	135.3
1.3	0.52	12	Pembuatan produk tembakau <i>Manufacture of tobacco products</i>	100.0	103.2	105.4	106.8	113.6	95.4	83.6	102.2
2	1.33		Produk Tekstil, Pakaian, Kulit dan Kasut Textiles, Wearing Apparel, Leather Products and Footwear	100.0	106.8	115.3	119.8	126.6	110.3	118.4	125.0
2.1	0.58	13	Pembuatan tekstil <i>Manufacture of textiles</i>	100.0	104.8	109.4	112.3	117.5	102.0	115.6	120.5
2.2	0.60	14	Pembuatan pakaian <i>Manufacture of wearing apparel</i>	100.0	108.3	120.9	126.9	135.4	120.0	121.9	124.6
2.3	0.15	15	Pembuatan produk kulit dan barangan berkaitan <i>Manufacture of leather and related products</i>	100.0	108.5	115.5	119.7	125.9	103.4	115.3	144.7
3	4.56		Produk Kayu, Perabot, Keluaran Kertas dan Percetakan Wood Products, Furniture, Paper Products and Printing	100.0	105.5	110.7	115.3	122.1	113.3	120.4	129.5
3.1	1.44	16	Pembuatan kayu dan produk kayu dan gabus, kecuali perabot; pembuatan bagi artikel jerami dan bahan-bahan anyaman <i>Manufacture of wood and products of wood and cork, except furniture; manufacture of articles of straw and plaiting materials</i>	100.0	103.3	106.8	112.3	118.4	104.0	113.6	121.2
3.2	1.15	17	Pembuatan kertas dan produk kertas <i>Manufacture of paper and paper products</i>	100.0	104.5	110.3	114.6	120.0	116.5	133.8	143.9
3.3	0.93	18	Percetakan dan penerbitan semula media rakaman <i>Printing and reproduction of recorded media</i>	100.0	105.3	110.2	114.2	119.2	113.1	116.6	124.6
3.4	1.04	31	Pembuatan perabot <i>Manufacture of furniture</i>	100.0	110.0	116.7	121.4	132.0	122.8	118.3	129.5
4	20.60		Produk Petroleum, Kimia, Getah dan Plastik Petroleum, Chemical, Rubber and Plastic Products	100.0	104.1	108.3	112.3	115.9	115.0	130.1	131.3
4.1	9.36	19	Pembuatan kok dan produk petroleum bertapis <i>Manufacture of coke and refined petroleum products</i>	100.0	103.1	106.7	110.0	113.2	101.2	112.9	120.0
4.2	6.37	20	Pembuatan kimia dan produk kimia <i>Manufacture of chemicals and chemical products</i>	100.0	106.0	110.6	115.2	117.5	109.2	119.5	124.4
4.3	0.38	21	Pembuatan produk farmaseutikal asas, kimia perubatan dan botani <i>Manufacture of basic pharmaceuticals, medicinal chemical and botanical products</i>	100.0	104.4	109.4	115.2	120.7	138.2	159.9	169.7
4.4	4.49	22	Pembuatan produk getah dan plastik <i>Manufacture of rubber and plastics products</i>	100.0	103.6	108.4	112.7	118.9	150.2	178.4	161.2
5	9.11		Produk Mineral Bukan Logam, Logam Asas dan Produk Logam yang Direka Non-metallic Mineral Products, Basic Metal and Fabricated Metal Products	100.0	104.1	109.2	114.1	119.1	104.4	108.2	116.5
5.1	2.97	23	Pembuatan produk galian bukan logam lain <i>Manufacture of other non-metallic mineral products</i>	100.0	104.4	109.1	114.7	120.3	103.1	104.2	113.7
5.2	2.35	24	Pembuatan logam asas <i>Manufacture of basic metals</i>	100.0	102.1	107.6	111.8	116.6	111.0	114.2	121.9
5.3	3.79	25	Pembuatan produk logam yang direka, kecuali mesin dan kelengkapan <i>Manufacture of fabricated metal products, except machinery and equipment</i>	100.0	105.0	110.1	115.1	119.8	101.3	107.7	115.3
6	18.23		Produk Peralatan Elektrik dan Elektronik Electrical and Electronics Products	100.0	107.5	115.3	121.5	125.9	128.7	147.7	168.8
6.1	13.89	26	Pembuatan komputer, produk elektronik dan optikal <i>Manufacture of computer, electronics and optical products</i>	100.0	108.1	116.2	123.3	127.7	130.9	151.3	175.4
6.2	2.20	27	Pembuatan kelengkapan elektrik <i>Manufacture of electrical equipment</i>	100.0	105.8	112.5	115.1	119.5	120.6	135.3	148.4
6.3	2.14	28	Pembuatan jentera dan peralatan t.t.t.l. <i>Manufacture of machinery and equipment n.e.c.</i>	100.0	105.5	112.5	116.9	121.4	122.8	137.1	146.7
7	5.87		Kelengkapan Pengangkutan dan Pembuatan Lain Transport Equipment and Other Manufactures	100.0	97.3	102.7	108.3	115.2	108.7	110.1	130.0
7.1	3.17	29	Pembuatan kenderaan bermotor, treler dan semi treler <i>Manufacture of motor vehicles, trailers and semi-trailers</i>	100.0	95.3	99.9	105.8	113.9	112.0	112.9	141.7
7.2	1.19	30	Pembuatan kelengkapan pengangkutan lain <i>Manufacture of other transport equipment</i>	100.0	97.2	100.7	104.4	109.7	95.2	97.9	104.8
7.3	0.74	32	Pembuatan lain <i>Other manufacturing</i>	100.0	97.2	102.3	107.2	113.3	104.7	107.5	118.2
7.4	0.76	33	Membaiki dan pemasangan jentera dan kelengkapan <i>Repair and installation of machinery and equipment</i>	100.0	105.9	117.8	125.7	131.2	120.0	119.9	132.1

7b Indeks Pengeluaran Perindustrian Sektor Pembuatan mengikut Kumpulan - Suku Tahunan
Industrial Production Index of Manufacturing Sector by Group - Quarterly

Bil. No.	Wajaran Weights 2015	Kod Codes	Keterangan Subsektor Sub-sector Description	2015				2016			
				Q1	Q2	Q3	Q4	Q1	Q2	Q3	Q4
	68.25	C	PEMBUATAN MANUFACTURING	95.7	99.7	101.5	103.1	99.9	103.2	105.6	108.6
1	8.55		Makanan, Minuman dan Tembakau Food, Beverages and Tobacco	88.0	103.2	105.7	103.1	93.4	97.2	106.6	111.3
1.1	7.39	10	Pembuatan produk makanan Manufacture of food products	87.1	103.5	106.4	103.0	92.1	95.5	106.2	111.6
1.2	0.65	11	Pembuatan minuman Manufacture of beverages	89.7	101.2	100.2	108.9	97.3	110.1	111.9	120.5
1.3	0.52	12	Pembuatan produk tembakau Manufacture of tobacco products	99.5	100.9	103.1	96.5	107.2	105.4	105.2	95.1
2	1.33		Produk Tekstil, Pakaian, Kulit dan Kasut Textiles, Wearing Apparel, Leather Products and Footwear	94.4	101.4	97.0	107.3	101.8	108.6	103.3	113.4
2.1	0.58	13	Pembuatan tekstil Manufacture of textiles	95.8	101.4	100.9	101.9	99.7	105.9	105.8	107.7
2.2	0.60	14	Pembuatan pakaian Manufacture of wearing apparel	93.1	100.9	93.3	112.6	101.8	110.5	100.9	119.9
2.3	0.15	15	Pembuatan produk kulit dan barangan berkaitan Manufacture of leather and related products	94.0	102.9	96.9	106.1	110.1	111.2	103.5	109.1
3	4.56		Produk Kayu, Perabot, Keluaran Kertas dan Percetakan Wood Products, Furniture, Paper Products and Printing	94.2	98.3	100.5	106.9	100.6	103.7	105.6	112.3
3.1	1.44	16	Pembuatan kayu dan produk kayu dan gabus, kecuali perabot; pembuatan bagi artikel jerami dan bahan-bahan anyaman Manufacture of wood and products of wood and cork, except furniture; manufacture of articles of straw and plaiting materials	96.4	99.2	98.8	105.7	99.4	103.2	101.6	108.9
3.2	1.15	17	Pembuatan kertas dan produk kertas Manufacture of paper and paper products	95.9	96.3	102.9	104.9	104.3	101.6	104.9	107.3
3.3	0.93	18	Percetakan dan penerbitan semula media rakaman Printing and reproduction of recorded media	84.5	103.8	103.4	108.3	90.1	107.0	108.9	115.3
3.4	1.04	31	Pembuatan perabot Manufacture of furniture	98.0	94.5	97.8	109.7	107.6	103.7	108.7	120.0
4	20.60		Produk Petroleum, Kimia, Getah dan Plastik Petroleum, Chemical, Rubber and Plastic Products	100.2	98.9	98.7	102.2	102.8	103.9	102.9	107.0
4.1	9.36	19	Pembuatan kok dan produk petroleum bertapis Manufacture of coke and refined petroleum products	104.8	98.1	94.2	103.0	106.1	103.0	97.1	106.2
4.2	6.37	20	Pembuatan kimia dan produk kimia Manufacture of chemicals and chemical products	97.4	100.9	101.5	100.3	101.0	106.4	108.7	107.9
4.3	0.38	21	Pembuatan produk farmaseutikal asas, kimia perubatan dan botani Manufacture of basic pharmaceuticals, medicinal chemical and botanical products	89.8	104.1	106.8	99.3	93.4	108.1	110.9	105.3
4.4	4.49	22	Pembuatan produk getah dan plastik Manufacture of rubber and plastics products	95.5	97.4	103.3	103.8	99.4	101.8	106.0	107.4
5	9.11		Produk Mineral Bukan Logam, Logam Asas dan Produk Logam yang Direka Non-metallic Mineral Products, Basic Metal and Fabricated Metal Products	97.0	100.9	100.7	101.4	100.7	105.2	104.5	105.7
5.1	2.97	23	Pembuatan produk galian bukan logam lain Manufacture of other non-metallic mineral products	94.5	99.2	100.1	106.2	99.1	103.4	104.9	110.3
5.2	2.35	24	Pembuatan logam asas Manufacture of basic metals	97.1	101.9	104.4	96.7	96.8	104.5	105.6	101.4
5.3	3.79	25	Pembuatan produk logam yang direka, kecuali mesin dan kelengkapan Manufacture of fabricated metal products, except machinery and equipment	98.8	101.6	99.0	100.6	104.5	107.1	103.6	104.8
6	18.23		Produk Peralatan Elektrik dan Elektronik Electrical and Electronics Products	91.9	98.0	105.2	104.9	98.4	106.8	112.0	112.9
6.1	13.89	26	Pembuatan komputer, produk elektronik dan optikal Manufacture of computer, electronics and optical products	90.5	95.3	106.2	108.0	97.7	105.0	113.3	116.4
6.2	2.20	27	Pembuatan kelengkapan elektrik Manufacture of electrical equipment	94.6	102.0	102.4	100.9	98.6	108.7	108.2	107.7
6.3	2.14	28	Pembuatan jentera dan peralatan t.t.t.l. Manufacture of machinery and equipment n.e.c.	98.6	111.7	100.9	88.8	102.5	116.4	107.5	95.6
7	5.87		Kelengkapan Pengangkutan dan Pembuatan Lain Transport Equipment and Other Manufactures	102.8	101.2	96.4	99.6	101.8	94.4	95.9	97.1
7.1	3.17	29	Pembuatan kenderaan bermotor, treler dan semi treler Manufacture of motor vehicles, trailers and semi-trailers	103.4	104.1	94.5	97.9	99.7	94.7	89.6	97.3
7.2	1.19	30	Pembuatan kelengkapan pengangkutan lain Manufacture of other transport equipment	101.1	99.1	99.6	100.2	104.5	92.8	98.3	93.0
7.3	0.74	32	Pembuatan lain Other manufacturing	99.2	101.2	100.7	99.0	101.1	93.8	98.8	94.9
7.4	0.76	33	Mbaiki dan pemasangan jentera dan kelengkapan Repair and installation of machinery and equipment	106.1	92.4	95.2	106.3	107.3	96.4	115.3	104.6

7b Indeks Pengeluaran Perindustrian Sektor Pembuatan mengikut Kumpulan - Suku Tahunan
Industrial Production Index of Manufacturing Sector by Group - Quarterly

Bil. No.	Wajaran Weights 2015	Kod Codes	Keterangan Subsektor Sub-sector Description	2017				2018			
				Q1	Q2	Q3	Q4	Q1	Q2	Q3	Q4
	68.25	C	PEMBUATAN MANUFACTURING	105.8	109.4	113.2	114.4	111.4	114.5	118.6	119.5
1	8.55		Makanan, Minuman dan Tembakau Food, Beverages and Tobacco	101.7	108.4	120.1	122.4	110.0	112.6	122.4	122.3
1.1	7.39	10	Pembuatan produk makanan <i>Manufacture of food products</i>	100.4	107.4	121.1	123.5	109.7	111.5	123.2	123.0
1.2	0.65	11	Pembuatan minuman <i>Manufacture of beverages</i>	110.1	120.8	121.3	127.6	112.8	127.0	125.9	129.0
1.3	0.52	12	Pembuatan produk tembakau <i>Manufacture of tobacco products</i>	110.2	107.7	104.0	99.5	110.0	109.6	106.8	102.8
2	1.33		Produk Tekstil, Pakaian, Kulit dan Kasut Textiles, Wearing Apparel, Leather Products and Footwear	109.2	116.7	112.4	122.7	116.5	121.3	115.7	127.3
2.1	0.58	13	Pembuatan tekstil <i>Manufacture of textiles</i>	104.4	110.6	110.8	111.7	109.5	113.4	113.1	114.1
2.2	0.60	14	Pembuatan pakaian <i>Manufacture of wearing apparel</i>	111.3	121.9	114.8	135.5	121.0	128.0	118.8	142.8
2.3	0.15	15	Pembuatan produk kulit dan barangan berkaitan <i>Manufacture of leather and related products</i>	119.7	119.0	109.2	114.0	125.1	125.2	113.0	116.1
3	4.56		Produk Kayu, Perabot, Keluaran Kertas dan Percetakan Wood Products, Furniture, Paper Products and Printing	110.0	109.3	108.9	114.4	114.5	113.3	115.7	119.9
3.1	1.44	16	Pembuatan kayu dan produk kayu dan gabus, kecuali perabot; pembuatan bagi artikel jerami dan bahan-bahan anyaman <i>Manufacture of wood and products of wood and cork, except furniture; manufacture of articles of straw and plaiting materials</i>	105.5	107.3	103.3	111.2	111.8	111.4	110.6	117.7
3.2	1.15	17	Pembuatan kertas dan produk kertas <i>Manufacture of paper and paper products</i>	111.3	108.8	107.0	114.2	115.4	115.0	112.5	117.1
3.3	0.93	18	Percetakan dan penerbitan semula media rakaman <i>Printing and reproduction of recorded media</i>	103.2	109.7	110.8	117.0	107.1	112.6	116.0	122.0
3.4	1.04	31	Pembuatan perabot <i>Manufacture of furniture</i>	121.0	112.2	117.0	116.7	123.7	114.7	126.2	124.0
4	20.60		Produk Petroleum, Kimia, Getah dan Plastik Petroleum, Chemical, Rubber and Plastic Products	106.2	107.1	108.1	111.8	111.3	111.1	112.2	115.9
4.1	9.36	19	Pembuatan kok dan produk petroleum bertapis <i>Manufacture of coke and refined petroleum products</i>	108.6	104.8	103.0	110.2	113.4	107.3	105.3	114.7
4.2	6.37	20	Pembuatan kimia dan produk kimia <i>Manufacture of chemicals and chemical products</i>	104.8	110.6	113.1	113.8	111.6	116.7	118.1	115.4
4.3	0.38	21	Pembuatan produk farmaseutikal asas, kimia perubatan dan botani <i>Manufacture of basic pharmaceuticals, medicinal chemical and botanical products</i>	97.8	113.3	114.7	111.9	105.5	119.0	121.2	117.9
4.4	4.49	22	Pembuatan produk getah dan plastik <i>Manufacture of rubber and plastics products</i>	103.9	106.4	111.2	112.1	107.0	110.3	117.4	118.9
5	9.11		Produk Mineral Bukan Logam, Logam Asas dan Produk Logam yang Direka Non-metallic Mineral Products, Basic Metal and Fabricated Metal Products	104.6	109.5	111.7	110.8	110.1	115.1	117.3	115.5
5.1	2.97	23	Pembuatan produk galian bukan logam lain <i>Manufacture of other non-metallic mineral products</i>	103.3	108.0	110.3	114.8	109.6	114.2	117.0	119.6
5.2	2.35	24	Pembuatan logam asas <i>Manufacture of basic metals</i>	101.3	109.4	113.1	106.8	107.0	113.0	117.3	111.1
5.3	3.79	25	Pembuatan produk logam yang direka, kecuali mesin dan kelengkapan <i>Manufacture of fabricated metal products, except machinery and equipment</i>	107.7	110.7	111.9	110.2	112.4	117.1	117.6	115.0
6	18.23		Produk Peralatan Elektrik dan Elektronik Electrical and Electronics Products	105.9	115.5	120.8	119.1	111.9	122.1	128.1	126.9
6.1	13.89	26	Pembuatan komputer, produk elektronik dan optikal <i>Manufacture of computer, electronics and optical products</i>	105.0	114.4	122.4	123.1	111.5	121.6	131.1	132.0
6.2	2.20	27	Pembuatan kelengkapan elektrik <i>Manufacture of electrical equipment</i>	107.2	117.2	115.4	110.3	109.8	119.9	118.5	114.0
6.3	2.14	28	Pembuatan jentera dan peralatan t.t.t.l. <i>Manufacture of machinery and equipment n.e.c.</i>	110.2	120.9	116.5	102.4	116.4	127.5	118.5	106.9
7	5.87		Kelengkapan Pengangkutan dan Pembuatan Lain Transport Equipment and Other Manufactures	108.1	98.6	103.6	100.5	110.6	104.4	111.4	109.0
7.1	3.17	29	Pembuatan kenderaan bermotor, treler dan semi treler <i>Manufacture of motor vehicles, trailers and semi-trailers</i>	112.9	94.9	93.4	98.4	113.5	101.8	102.9	107.8
7.2	1.19	30	Pembuatan kelengkapan pengangkutan lain <i>Manufacture of other transport equipment</i>	99.5	96.0	108.9	98.5	102.6	98.5	113.0	104.7
7.3	0.74	32	Pembuatan lain <i>Other manufacturing</i>	104.8	97.0	107.0	100.3	107.9	102.0	114.1	106.4
7.4	0.76	33	Mbaiki dan pemasangan jentera dan kelengkapan <i>Repair and installation of machinery and equipment</i>	104.8	119.6	134.2	112.6	113.8	126.3	141.8	123.2

2019		2020				2021				2022				2023		
Q1	Q2	Q3	Q4	Q1	Q2	Q3	Q4	Q1	Q2	Q3	Q4	Q1	Q2	Q3	Q4	Q1
115.9	119.2	122.6	122.8	117.3	97.7	126.5	126.3	125.3	123.4	125.6	137.9	133.2	134.8	142.5	143.5	137.7
115.7	117.3	124.3	123.7	111.1	116.6	130.9	115.5	111.0	118.9	124.2	127.9	117.3	125.5	135.4	132.1	126.0
115.5	116.2	124.7	124.0	110.6	125.4	133.1	114.9	109.7	122.9	132.5	127.6	115.9	125.9	139.7	133.2	124.8
115.0	131.1	129.8	132.8	114.1	81.0	116.9	122.8	116.3	112.3	111.7	137.5	125.1	137.7	137.6	140.7	123.2
118.9	115.8	111.6	108.0	114.9	35.8	117.3	113.7	122.6	69.5	21.3	121.1	127.6	104.2	71.4	105.4	147.4
121.9	128.2	121.8	134.4	125.4	73.5	110.5	132.0	128.3	102.6	104.9	137.9	134.7	110.1	118.1	137.3	135.7
113.4	120.1	118.2	118.1	116.0	71.9	104.5	115.6	121.4	105.5	109.4	125.9	129.5	109.5	118.6	124.4	125.0
128.2	134.8	125.6	153.1	132.5	75.4	120.7	151.6	132.0	94.5	107.6	153.7	137.7	100.5	111.6	148.4	141.4
129.2	132.5	119.9	122.0	132.8	72.2	92.4	116.1	139.7	124.7	76.7	120.0	143.1	151.6	142.3	142.0	153.9
120.6	119.5	122.3	125.8	121.9	80.0	122.5	128.8	127.6	111.3	106.3	136.4	136.4	124.6	124.3	132.8	131.2
117.4	116.4	117.0	122.8	120.1	67.8	107.0	121.2	119.2	105.7	97.7	131.9	130.3	117.9	116.0	120.8	119.0
119.5	120.5	117.6	122.2	118.2	96.5	123.2	128.2	130.8	121.9	133.5	149.0	142.0	132.5	149.4	151.5	147.3
112.5	117.7	122.1	124.4	114.7	83.3	126.0	128.5	119.5	107.2	109.4	130.5	121.7	119.7	118.7	138.2	126.2
133.6	124.2	135.0	135.3	135.0	75.6	140.2	140.4	142.7	111.1	85.6	133.7	151.7	129.5	113.0	123.7	134.5
114.8	114.7	115.4	118.8	120.0	98.8	117.8	123.4	131.0	127.7	131.3	130.3	130.2	126.6	136.9	131.5	132.5
116.6	110.4	108.5	117.3	120.8	78.8	98.0	107.1	113.7	105.9	115.6	116.3	118.6	110.7	128.4	122.3	127.1
113.4	119.0	120.4	117.3	115.5	96.8	111.4	113.1	120.7	112.9	119.5	125.0	125.7	120.1	124.6	127.2	129.2
112.1	123.6	125.6	121.5	117.0	140.0	154.5	141.5	142.1	155.1	173.4	169.1	156.2	162.7	185.6	174.3	165.3
113.2	116.7	121.8	124.0	125.0	139.8	165.4	170.5	181.0	191.8	177.3	163.6	158.3	166.0	167.8	152.9	145.9
114.6	119.9	122.2	119.8	114.5	71.6	114.0	117.5	115.9	95.5	97.5	123.9	122.6	105.9	110.9	126.5	126.8
115.0	119.4	122.2	124.6	114.4	63.2	112.2	122.6	117.3	86.7	88.0	124.7	124.4	98.7	104.6	127.1	128.8
110.5	117.4	121.9	116.5	111.5	85.7	126.2	120.7	115.6	104.1	109.2	127.7	123.9	115.3	120.7	127.8	126.0
116.8	121.9	122.3	118.2	116.5	69.4	107.8	111.5	115.0	97.1	97.7	121.0	120.3	105.9	109.7	125.2	125.8
115.5	126.7	131.8	129.7	117.3	114.1	143.6	139.8	129.6	145.1	153.1	162.8	149.5	167.8	179.8	178.0	155.5
115.0	126.6	134.8	134.2	117.5	112.2	147.6	146.1	131.5	145.1	157.8	170.6	153.7	171.8	187.5	188.7	160.8
115.6	122.8	120.9	118.5	114.3	112.5	131.6	123.9	122.3	138.6	137.3	142.8	142.2	152.3	151.4	147.6	141.8
118.8	131.3	123.9	111.7	118.8	127.9	129.5	115.0	124.8	151.3	138.8	133.4	130.2	157.7	158.9	140.0	135.1
117.8	111.2	118.1	113.9	115.9	74.9	123.1	120.8	124.8	104.9	85.7	125.0	130.4	133.1	125.5	131.0	140.2
121.2	110.9	111.0	112.6	119.2	76.5	124.6	127.5	135.2	111.9	74.0	130.4	141.2	153.7	134.9	137.1	156.0
108.6	103.2	118.6	108.3	105.2	65.3	106.5	103.9	104.6	84.1	96.2	106.8	107.3	92.8	106.4	112.7	110.1
113.2	106.5	118.4	115.1	113.7	63.2	125.5	116.4	115.1	99.6	92.7	122.5	119.9	115.2	111.7	126.0	122.6
122.0	129.6	146.2	127.0	121.1	94.8	140.4	123.7	122.3	113.2	110.9	133.2	131.4	128.1	129.4	139.4	138.4

7c Indeks Pengeluaran Perindustrian Sektor Pembuatan mengikut Kumpulan -Bulanan
Industrial Production Index of Manufacturing Sector by Group - Monthly

Bil. No.	Wajaran Weights 2015	Kod Codes	Keterangan Subsektor Sub-sector Description	2015							
				Jan.	Feb.	Mac	Apr.	Mei	Jun	Jul.	Ogo.
	68.25	C	PEMBUATAN MANUFACTURING	99.0	89.0	99.2	97.0	99.5	102.6	100.6	100.4
1	8.55		Makanan, Minuman dan Tembakau Food, Beverages and Tobacco	90.6	80.9	92.7	101.7	102.5	105.3	98.9	111.0
1.1	7.39	10	Pembuatan produk makanan Manufacture of food products	89.5	79.7	92.1	102.3	102.8	105.4	98.6	112.4
1.2	0.65	11	Pembuatan minuman Manufacture of beverages	96.6	79.9	92.6	98.2	100.5	104.8	102.2	97.6
1.3	0.52	12	Pembuatan produk tembakau Manufacture of tobacco products	98.1	99.1	101.3	97.6	101.4	103.5	99.9	108.2
2	1.33		Produk Tekstil, Pakaian, Kulit dan Kasut Textiles, Wearing Apparel, Leather Products and Footwear	93.7	91.8	97.6	100.7	108.5	94.9	95.3	93.5
2.1	0.58	13	Pembuatan tekstil Manufacture of textiles	91.5	95.0	100.7	102.0	103.8	98.4	101.0	97.6
2.2	0.60	14	Pembuatan pakaian Manufacture of wearing apparel	94.9	89.3	95.2	100.1	113.4	89.3	89.1	89.1
2.3	0.15	15	Pembuatan produk kulit dan barangan berkaitan Manufacture of leather and related products	97.3	89.6	95.2	98.1	106.7	104.0	98.7	95.8
3	4.56		Produk Kayu, Perabot, Keluaran Kertas dan Percetakan Wood Products, Furniture, Paper Products and Printing	93.4	89.9	99.3	99.0	97.0	99.0	98.3	97.8
3.1	1.44	16	Pembuatan kayu dan produk kayu dan gabus, kecuali perabot; pembuatan bagi artikel jerami dan bahan-bahan Manufacture of wood and products of wood and cork, except furniture; manufacture of articles of straw and plaiting materials	92.6	91.6	104.8	106.7	93.2	97.6	97.1	96.9
3.2	1.15	17	Pembuatan kertas dan produk kertas Manufacture of paper and paper products	95.0	88.2	104.5	99.6	93.3	95.9	96.6	96.0
3.3	0.93	18	Percetakan dan penerbitan semula media rakaman Printing and reproduction of recorded media	90.1	79.2	84.1	101.7	101.6	108.2	105.6	101.0
3.4	1.04	31	Pembuatan perabot Manufacture of furniture	95.6	98.9	99.5	85.3	102.1	96.1	95.2	98.3
4	20.60		Produk Petroleum, Kimia, Getah dan Plastik Petroleum, Chemical, Rubber and Plastic Products	101.7	95.8	103.1	94.5	100.9	101.3	100.7	96.0
4.1	9.36	19	Pembuatan kok dan produk petroleum bertapis Manufacture of coke and refined petroleum products	107.5	100.1	106.7	91.1	100.4	102.7	98.8	88.8
4.2	6.37	20	Pembuatan kimia dan produk kimia Manufacture of chemicals and chemical products	96.9	93.3	102.0	99.3	100.7	102.6	101.8	101.6
4.3	0.38	21	Pembuatan produk farmaseutikal asas, kimia perubatan dan botani Manufacture of basic pharmaceuticals, medicinal chemical and botanical products	83.8	92.0	93.5	101.1	116.8	94.5	105.6	100.7
4.4	4.49	22	Pembuatan produk getah dan plastik Manufacture of rubber and plastics products	97.8	91.0	97.7	94.5	100.7	97.1	102.6	102.7
5	9.11		Produk Mineral Bukan Logam, Logam Asas dan Produk Logam yang Direka Non-metallic Mineral Products, Basic Metal and Fabricated Metal Products	99.6	90.3	100.9	100.4	99.4	102.8	101.9	98.5
5.1	2.97	23	Pembuatan produk galian bukan logam lain Manufacture of other non-metallic mineral products	94.8	88.4	100.4	96.9	98.4	102.1	99.5	99.9
5.2	2.35	24	Pembuatan logam asas Manufacture of basic metals	92.8	96.4	102.0	102.8	98.2	104.6	107.6	101.3
5.3	3.79	25	Pembuatan produk logam yang direka, kecuali mesin dan kelengkapan Manufacture of fabricated metal products, except machinery and equipment	107.6	88.0	100.7	101.6	100.9	102.3	100.3	95.8
6	18.23		Produk Peralatan Elektrik dan Elektronik Electrical and Electronics Products	99.3	81.0	95.4	93.3	96.8	103.9	104.0	102.8
6.1	13.89	26	Pembuatan komputer, produk elektronik dan optikal Manufacture of computer, electronics and optical products	99.8	79.0	92.6	88.3	93.6	103.9	104.5	102.9
6.2	2.20	27	Pembuatan kelengkapan elektrik Manufacture of electrical equipment	99.1	84.6	100.0	102.3	100.5	103.3	99.0	98.3
6.3	2.14	28	Pembuatan jentera dan peralatan t.t.t.l. Manufacture of machinery and equipment n.e.c.	96.4	90.2	109.1	116.5	114.1	104.4	106.1	106.7
7	5.87		Kelengkapan Pengangkutan dan Pembuatan Lain Transport Equipment and Other Manufactures	105.8	98.3	104.3	102.6	98.0	103.1	92.7	99.1
7.1	3.17	29	Pembuatan kenderaan bermotor, treler dan semi treler Manufacture of motor vehicles, trailers and semi-trailers	106.8	98.2	105.3	110.3	98.3	103.8	91.6	99.5
7.2	1.19	30	Pembuatan kelengkapan pengangkutan lain Manufacture of other transport equipment	100.8	94.7	107.9	88.1	106.1	103.2	84.3	108.0
7.3	0.74	32	Pembuatan lain Other manufacturing	106.1	97.8	93.7	98.7	99.4	105.4	101.4	95.4
7.4	0.76	33	Mbaiki dan pemasangan jentera dan kelengkapan Repair and installation of machinery and equipment	109.3	104.5	104.5	97.1	82.3	97.9	101.7	87.4

2016															
Sep.	Okt.	Nov.	Dis.	Jan.	Feb.	Mac	Apr.	Mei	Jun	Jul.	Ogo.	Sep.	Okt.	Nov.	Dis.
103.4	106.3	100.0	103.1	103.2	92.9	103.7	99.5	103.1	107.1	104.3	105.2	107.4	110.8	107.0	107.9
107.2	109.3	101.7	98.2	93.7	85.6	101.0	95.0	98.3	98.3	103.0	110.0	106.8	112.7	113.6	107.6
108.2	109.9	101.9	97.1	91.4	83.9	101.0	93.8	96.8	95.9	102.4	110.0	106.3	113.4	114.5	106.9
100.8	106.2	108.0	112.6	109.8	87.4	94.7	102.1	110.1	118.3	111.1	110.0	114.5	119.5	118.7	123.3
101.3	103.3	90.0	96.2	106.9	106.8	108.1	103.1	105.1	108.0	102.0	109.9	103.8	95.2	93.1	96.9
102.2	105.6	110.2	106.0	99.7	99.0	106.7	106.3	114.4	105.1	100.4	101.2	108.4	111.1	117.4	111.6
104.2	100.6	110.0	95.1	95.5	99.2	104.4	105.1	107.0	105.7	104.5	103.0	110.0	106.7	117.0	99.4
101.7	113.3	110.6	113.9	100.9	97.2	107.2	106.5	121.4	103.6	95.3	98.4	108.9	118.6	118.8	122.2
96.3	93.7	108.9	115.7	111.3	105.6	113.4	109.9	114.9	108.6	105.5	105.3	99.8	98.0	113.5	115.8
105.4	107.2	106.2	107.5	102.8	97.3	101.6	101.4	101.9	107.8	104.0	104.6	108.1	109.0	113.3	114.6
102.3	106.2	105.4	105.5	100.3	96.8	101.0	102.9	99.2	107.6	101.7	102.4	100.8	105.9	109.4	111.3
115.9	100.9	105.9	108.1	108.6	96.9	107.4	105.1	98.4	101.1	98.2	99.0	117.6	101.6	110.2	110.2
103.6	110.8	102.4	111.7	98.4	86.4	85.4	103.2	102.1	115.8	112.2	107.9	106.7	112.8	110.6	122.5
99.8	112.2	111.0	105.8	103.8	108.4	110.5	93.6	109.2	108.3	106.1	111.1	108.9	118.3	124.7	117.1
99.3	107.0	96.8	102.9	103.1	98.8	106.6	99.1	106.0	106.4	104.3	100.7	103.8	111.2	102.9	106.9
94.9	106.6	96.0	106.4	106.9	102.0	109.2	95.8	105.2	107.9	102.4	90.7	98.3	108.8	101.1	108.8
101.1	109.3	93.7	97.8	99.8	96.7	106.5	103.5	107.5	108.3	106.6	110.9	108.7	117.3	102.7	103.7
114.1	103.8	91.0	103.1	87.1	96.0	97.1	106.4	120.3	97.6	107.9	107.1	117.9	109.1	99.7	107.1
104.6	104.7	103.5	103.1	101.0	95.1	102.2	99.4	104.6	101.3	104.7	106.3	106.9	107.6	107.1	107.5
101.8	102.4	99.2	102.7	105.0	93.1	104.2	103.1	104.6	107.8	105.5	103.1	105.0	106.5	105.5	105.1
100.9	106.3	104.1	108.4	101.5	91.5	104.2	101.2	102.3	106.6	103.3	106.2	105.1	111.1	109.2	110.7
104.3	100.5	94.2	95.3	94.0	94.1	102.4	102.7	102.0	108.7	108.9	102.9	105.1	101.7	102.2	100.3
101.0	100.4	98.4	103.0	114.5	93.6	105.3	105.0	108.0	108.2	105.1	100.9	104.9	105.9	104.8	103.7
108.6	107.8	101.4	105.5	106.3	86.7	102.2	101.1	105.3	113.9	108.8	111.4	115.8	116.2	110.5	112.0
111.3	111.4	104.8	107.8	108.3	84.6	100.3	97.6	103.1	114.2	109.5	111.6	118.8	120.5	114.2	114.4
110.0	107.3	93.3	102.2	102.3	89.5	104.0	106.6	106.1	113.4	102.7	106.2	115.8	113.1	101.0	108.9
90.0	84.5	88.2	93.7	97.6	97.2	112.8	118.3	118.7	112.3	110.4	115.6	96.4	91.5	95.9	99.5
97.3	100.8	98.6	99.4	106.2	97.0	102.2	93.0	89.6	100.7	91.1	98.9	97.6	97.4	96.5	97.3
92.3	102.4	94.2	97.3	104.6	95.8	98.5	95.0	88.1	101.1	85.4	93.9	89.4	99.5	93.6	98.9
106.3	94.3	101.9	104.5	105.3	96.2	112.0	87.8	92.9	97.8	77.0	111.0	106.9	86.1	93.6	99.4
105.2	100.5	99.3	97.2	107.2	99.1	97.0	91.4	87.7	102.4	96.1	95.0	105.5	95.1	93.2	96.3
96.6	105.0	111.2	102.6	113.2	101.1	107.6	94.9	92.3	102.0	131.7	104.6	109.7	108.8	116.2	88.6

7c Indeks Pengeluaran Perindustrian Sektor Pembuatan mengikut Kumpulan -Bulanan
Industrial Production Index of Manufacturing Sector by Group - Monthly

Bil. No.	Wajaran Weights 2015	Kod Codes	Keterangan Subsektor Sub-sector Description	2017							
				Jan.	Feb.	Mac	Apr.	Mei	Jun	Jul.	Ogo.
	68.25	C	PEMBUATAN MANUFACTURING	108.3	99.7	109.5	105.9	110.6	111.8	113.1	113.0
1	8.55		Makanan, Minuman dan Tembakau Food, Beverages and Tobacco	101.2	98.8	105.2	109.5	110.6	105.2	124.2	120.1
1.1	7.39	10	Pembuatan produk makanan Manufacture of food products	99.4	97.7	104.1	109.6	109.7	102.9	125.9	120.8
1.2	0.65	11	Pembuatan minuman Manufacture of beverages	115.6	102.4	112.3	111.8	123.0	127.4	120.7	122.3
1.3	0.52	12	Pembuatan produk tembakau Manufacture of tobacco products	109.7	109.3	111.6	105.2	107.7	110.2	104.6	107.5
2	1.33		Produk Tekstil, Pakaian, Kulit dan Kasut Textiles, Wearing Apparel, Leather Products and Footwear	106.8	106.8	114.1	113.0	123.2	113.8	109.5	110.0
2.1	0.58	13	Pembuatan tekstil Manufacture of textiles	99.7	105.0	108.4	108.7	112.9	110.3	109.4	108.1
2.2	0.60	14	Pembuatan pakaian Manufacture of wearing apparel	109.1	106.7	118.0	115.3	132.5	117.9	109.2	111.8
2.3	0.15	15	Pembuatan produk kulit dan barangan berkaitan Manufacture of leather and related products	124.6	114.5	120.1	120.1	125.4	111.3	111.1	110.0
3	4.56		Produk Kayu, Perabot, Keluaran Kertas dan Percetakan Wood Products, Furniture, Paper Products and Printing	110.8	108.3	111.0	108.3	109.9	109.7	108.5	107.6
3.1	1.44	16	Pembuatan kayu dan produk kayu dan gabus, kecuali perabot; pembuatan bagi artikel jerami dan bahan-bahan Manufacture of wood and products of wood and cork, except furniture; manufacture of articles of straw and plaiting materials	104.0	103.6	108.9	108.9	106.5	106.4	103.6	103.1
3.2	1.15	17	Pembuatan kertas dan produk kertas Manufacture of paper and paper products	112.9	109.1	111.8	113.7	109.2	103.4	103.2	100.1
3.3	0.93	18	Percetakan dan penerbitan semula media rakaman Printing and reproduction of recorded media	110.3	102.4	96.9	107.3	105.3	116.4	115.0	109.5
3.4	1.04	31	Pembuatan perabot Manufacture of furniture	118.2	119.2	125.7	102.3	119.3	115.0	115.1	120.5
4	20.60		Produk Petroleum, Kimia, Getah dan Plastik Petroleum, Chemical, Rubber and Plastic Products	105.5	102.6	110.5	102.3	109.4	109.6	108.3	107.2
4.1	9.36	19	Pembuatan kok dan produk petroleum bertapis Manufacture of coke and refined petroleum products	108.8	104.3	112.9	97.3	107.6	109.5	105.6	100.0
4.2	6.37	20	Pembuatan kimia dan produk kimia Manufacture of chemicals and chemical products	102.3	101.3	110.8	108.0	111.3	112.6	110.0	114.8
4.3	0.38	21	Pembuatan produk farmaseutikal asas, kimia perubatan dan botani Manufacture of basic pharmaceuticals, medicinal chemical and botanical products	89.4	99.7	104.4	113.3	127.5	99.1	112.0	110.9
4.4	4.49	22	Pembuatan produk getah dan plastik Manufacture of rubber and plastics products	104.5	101.4	105.8	103.9	109.0	106.3	111.3	111.2
5	9.11		Produk Mineral Bukan Logam, Logam Asas dan Produk Logam yang Direka Non-metallic Mineral Products, Basic Metal and Fabricated Metal Products	108.4	97.1	108.4	107.6	109.2	111.7	114.1	111.0
5.1	2.97	23	Pembuatan produk galian bukan logam lain Manufacture of other non-metallic mineral products	103.8	97.1	109.1	105.9	107.4	110.8	109.8	112.1
5.2	2.35	24	Pembuatan logam asas Manufacture of basic metals	98.3	97.6	107.9	107.7	107.4	113.1	118.1	110.9
5.3	3.79	25	Pembuatan produk logam yang direka, kecuali mesin dan kelengkapan Manufacture of fabricated metal products, except machinery and equipment	118.2	96.7	108.1	108.8	111.8	111.6	115.1	110.2
6	18.23		Produk Peralatan Elektrik dan Elektronik Electrical and Electronics Products	113.0	94.7	110.0	109.0	115.7	121.8	119.4	120.1
6.1	13.89	26	Pembuatan komputer, produk elektronik dan optikal Manufacture of computer, electronics and optical products	114.9	92.1	108.1	105.6	114.2	123.3	120.3	120.5
6.2	2.20	27	Pembuatan kelengkapan elektrik Manufacture of electrical equipment	110.7	99.1	111.7	115.0	116.9	119.7	112.0	114.0
6.3	2.14	28	Pembuatan jentera dan peralatan t.t.t.l. Manufacture of machinery and equipment n.e.c.	103.4	107.1	120.1	124.6	123.8	114.4	121.4	123.7
7	5.87		Kelengkapan Pengangkutan dan Pembuatan Lain Transport Equipment and Other Manufactures	111.7	102.4	110.2	97.7	98.5	99.7	96.8	108.4
7.1	3.17	29	Pembuatan kenderaan bermotor, treler dan semi treler Manufacture of motor vehicles, trailers and semi-trailers	119.5	111.0	108.2	97.6	93.9	93.3	89.6	98.3
7.2	1.19	30	Pembuatan kelengkapan pengangkutan lain Manufacture of other transport equipment	99.3	86.4	113.0	92.6	97.4	97.9	82.1	126.3
7.3	0.74	32	Pembuatan lain Other manufacturing	110.6	100.7	103.0	96.0	93.8	101.3	102.6	104.4
7.4	0.76	33	Mbaiki dan pemasangan jentera dan kelengkapan Repair and installation of machinery and equipment	99.8	93.0	121.6	107.8	123.4	127.6	143.8	126.6

2018															
Sep.	Okt.	Nov.	Dis.	Jan.	Feb.	Mac	Apr.	Mei	Jun	Jul.	Ogo.	Sep.	Okt.	Nov.	Dis.
113.7	115.5	113.9	113.7	115.7	104.4	114.0	111.6	115.1	116.9	119.0	117.8	119.1	121.7	118.1	118.7
115.9	120.2	121.9	125.2	117.5	100.9	111.6	114.6	114.3	108.8	120.7	122.6	123.9	123.3	119.8	123.8
116.6	121.2	122.8	126.6	117.9	100.0	111.4	114.6	113.4	106.5	121.2	123.2	125.1	124.4	120.3	124.4
121.0	127.4	126.4	129.1	119.1	104.3	115.0	120.5	128.0	132.6	125.2	126.5	126.2	128.8	127.6	130.8
99.8	95.6	103.7	99.3	110.1	109.5	110.3	106.9	109.6	112.3	107.3	109.9	103.2	100.9	102.1	105.5
117.8	121.5	126.6	120.2	116.9	114.4	118.1	117.4	125.9	120.8	113.5	113.2	120.4	124.1	132.7	125.2
114.8	111.8	120.9	102.2	107.4	110.0	111.2	111.1	114.8	114.4	111.5	110.4	117.5	113.9	123.8	104.5
123.4	135.2	134.1	137.3	122.9	117.7	122.6	121.0	135.4	127.5	114.9	116.0	125.4	138.0	144.7	145.7
106.4	103.7	117.8	120.5	129.5	118.7	127.0	127.5	130.2	117.8	115.2	112.5	111.3	107.2	118.7	122.2
110.7	110.0	115.0	118.2	115.5	112.2	115.7	111.6	112.8	115.6	115.0	114.4	117.7	117.2	118.2	124.2
103.3				111.8	111.2	112.5	112.8	110.0	111.4	108.7	111.0	111.9	116.5	116.5	120.2
	107.4	112.4	113.9												
117.8	106.3	115.3	121.0	117.8	111.8	116.7	118.0	115.5	111.5	112.5	106.5	118.4	109.7	115.7	125.9
107.9	109.0	113.8	128.2	110.5	105.9	104.8	108.0	108.7	121.2	119.8	115.3	112.9	114.6	120.2	131.2
115.4	118.5	119.2	112.3	122.6	119.8	128.7	105.9	117.4	120.9	122.1	127.2	129.2	128.7	121.7	121.5
108.8	113.8	110.5	111.0	112.0	109.8	112.1	106.5	113.5	113.3	112.7	111.0	112.9	118.5	114.3	114.9
103.3	109.5	110.6	110.6	116.1	112.3	111.8	100.1	110.8	111.1	106.4	103.0	106.5	115.2	116.4	112.4
114.6	119.5	110.4	111.5	109.7	110.1	115.0	114.5	117.4	118.1	118.6	117.7	117.9	120.7	110.8	114.7
121.2				97.2	108.3	110.8	121.9	130.6	104.5	117.3	118.1	128.3	125.2	114.4	114.1
	119.2	111.1	105.5												
111.2	114.1	110.5	111.6	107.9	104.3	108.7	107.0	112.1	111.8	116.9	117.4	117.8	121.6	114.6	120.6
110.1				115.0	101.9	113.3	113.1	114.7	117.5	120.5	116.4	115.1	117.0	115.0	114.5
	111.8	110.5	110.0												
109.1	115.4	113.7	115.3	111.5	102.6	114.7	111.6	113.8	117.3	118.0	118.0	115.0	120.1	118.4	120.3
110.4	107.3	107.3	105.8	105.3	103.4	112.3	111.5	110.7	116.8	122.2	115.3	114.5	112.4	111.6	109.4
110.6	111.9	110.0	108.6	123.8	100.5	112.8	115.3	117.8	118.1	121.4	115.8	115.6	117.3	114.5	113.1
123.0	122.9	118.2	116.2	119.4	99.9	116.3	116.7	121.2	128.5	128.9	125.6	129.7	131.6	124.4	124.7
126.2	127.3	122.6	119.3	121.9	97.7	115.0	114.3	120.3	130.4	131.4	127.3	134.5	137.5	129.8	128.8
120.4	117.3	104.7	109.1	113.3	101.4	114.6	117.7	119.4	122.7	117.7	116.3	121.5	120.7	107.2	114.0
104.3	100.1	103.3	103.8	110.0	112.6	126.6	131.8	128.9	122.0	124.8	123.7	106.9	104.6	107.4	108.8
105.6	99.9	102.0	99.6	115.6	100.3	115.9	105.3	103.4	104.4	109.9	116.4	108.0	110.0	110.5	106.5
92.4	99.4	97.5	98.3	121.7	103.1	115.7	107.2	99.0	99.3	107.6	107.0	94.0	110.0	106.3	107.2
118.3	90.5	101.6	103.4	102.8	88.6	116.4	94.8	100.3	100.4	90.3	132.2	116.6	97.5	109.9	106.7
114.1	99.6	99.7	101.5	114.0	103.6	106.0	102.3	98.7	105.0	109.8	110.8	121.8	109.0	103.8	106.3
132.0	117.1	123.9	96.9	111.8	103.7	126.0	116.8	130.6	131.6	149.8	136.6	139.1	130.3	135.5	103.9

7c Indeks Pengeluaran Perindustrian Sektor Pembuatan mengikut Kumpulan -Bulanan
Industrial Production Index of Manufacturing Sector by Group - Monthly

Bil. No.	Wajaran Weights 2015	Kod Codes	Keterangan Subsektor Sub-sector Description	2019							
				Jan.	Feb.	Mac	Apr.	Mei	Jun	Jul.	Ogo.
	68.25	C	PEMBUATAN MANUFACTURING	120.6	108.3	118.7	116.4	119.9	121.4	123.8	122.0
1	8.55		Makanan, Minuman dan Tembakau Food, Beverages and Tobacco	120.6	107.3	119.1	119.4	119.4	113.0	121.6	125.5
1.1	7.39	10	Pembuatan produk makanan Manufacture of food products	120.7	106.6	119.2	119.3	118.5	110.6	121.7	125.5
1.2	0.65	11	Pembuatan minuman Manufacture of beverages	121.8	107.2	116.1	124.1	132.4	136.7	128.6	134.1
1.3	0.52	12	Pembuatan produk tembakau Manufacture of tobacco products	117.3	116.9	122.3	115.6	114.7	117.1	111.4	114.6
2	1.33		Produk Tekstil, Pakaian, Kulit dan Kasut Textiles, Wearing Apparel, Leather Products and Footwear	123.3	118.5	123.9	124.1	133.2	127.4	120.0	120.0
2.1	0.58	13	Pembuatan tekstil Manufacture of textiles	111.6	113.3	115.4	118.4	121.6	120.4	118.0	115.8
2.2	0.60	14	Pembuatan pakaian Manufacture of wearing apparel	132.3	123.0	129.3	127.1	143.0	134.3	121.6	124.0
2.3	0.15	15	Pembuatan produk kulit dan barangan berkaitan Manufacture of leather and related products	132.1	120.5	135.1	133.5	138.2	125.9	121.2	120.0
3	4.56		Produk Kayu, Perabot, Keluaran Kertas dan Percetakan Wood Products, Furniture, Paper Products and Printing	122.1	118.4	121.4	117.3	120.1	121.0	121.4	120.9
3.1	1.44	16	Pembuatan kayu dan produk kayu dan gabus, kecuali perabot; pembuatan bagi artikel jerami dan bahan-bahan Manufacture of wood and products of wood and cork, except furniture; manufacture of articles of straw and plaiting materials	118.7	117.2	116.2	117.0	116.2	116.1	114.8	116.9
3.2	1.15	17	Pembuatan kertas dan produk kertas Manufacture of paper and paper products	119.5	117.0	122.1	123.8	121.5	116.3	118.0	111.5
3.3	0.93	18	Percetakan dan penerbitan semula media rakaman Printing and reproduction of recorded media	117.6	110.9	109.0	112.5	114.5	126.1	125.8	121.4
3.4	1.04	31	Pembuatan perabot Manufacture of furniture	133.5	128.4	139.0	115.0	128.9	128.6	130.2	136.5
4	20.60		Produk Petroleum, Kimia, Getah dan Plastik Petroleum, Chemical, Rubber and Plastic Products	116.5	111.6	116.3	110.3	117.2	116.6	116.5	114.2
4.1	9.36	19	Pembuatan kok dan produk petroleum bertapis Manufacture of coke and refined petroleum products	120.6	112.6	116.6	104.1	113.1	114.1	110.5	105.8
4.2	6.37	20	Pembuatan kimia dan produk kimia Manufacture of chemicals and chemical products	112.6	110.7	117.0	115.6	120.4	121.0	120.9	120.3
4.3	0.38	21	Pembuatan produk farmaseutikal asas, kimia perubatan dan botani Manufacture of basic pharmaceuticals, medicinal chemical and botanical products	101.6	115.0	119.7	125.7	135.2	109.9	125.1	122.5
4.4	4.49	22	Pembuatan produk getah dan plastik Manufacture of rubber and plastics products	114.8	110.4	114.3	114.3	119.6	116.2	122.3	122.5
5	9.11		Produk Mineral Bukan Logam, Logam Asas dan Produk Logam yang Direka Non-metallic Mineral Products, Basic Metal and Fabricated Metal Products	120.0	106.6	117.3	117.7	119.1	123.1	125.8	121.2
5.1	2.97	23	Pembuatan produk galian bukan logam lain Manufacture of other non-metallic mineral products	117.9	107.6	119.6	116.6	118.4	123.3	122.9	124.0
5.2	2.35	24	Pembuatan logam asas Manufacture of basic metals	108.7	107.2	115.7	115.9	114.6	121.9	128.0	119.6
5.3	3.79	25	Pembuatan produk logam yang direka, kecuali mesin dan kelengkapan Manufacture of fabricated metal products, except machinery and equipment	128.5	105.5	116.5	119.6	122.3	123.8	126.7	120.0
6	18.23		Produk Peralatan Elektrik dan Elektronik Electrical and Electronics Products	124.1	103.0	119.5	121.5	125.8	132.9	135.3	129.5
6.1	13.89	26	Pembuatan komputer, produk elektronik dan optikal Manufacture of computer, electronics and optical products	126.2	100.6	118.2	119.1	125.3	135.5	138.5	131.1
6.2	2.20	27	Pembuatan kelengkapan elektrik Manufacture of electrical equipment	121.4	106.4	118.9	122.5	121.4	124.6	119.4	118.3
6.3	2.14	28	Pembuatan jentera dan peralatan t.t.t.l. Manufacture of machinery and equipment n.e.c.	113.1	115.0	128.3	135.8	133.1	125.1	130.8	130.1
7	5.87		Kelengkapan Pengangkutan dan Pembuatan Lain Transport Equipment and Other Manufactures	122.9	107.4	123.0	112.9	110.5	110.3	116.2	123.3
7.1	3.17	29	Pembuatan kenderaan bermotor, treler dan semi treler Manufacture of motor vehicles, trailers and semi-trailers	129.6	110.6	123.4	117.4	108.2	107.2	115.7	115.5
7.2	1.19	30	Pembuatan kelengkapan pengangkutan lain Manufacture of other transport equipment	108.5	96.3	121.0	98.5	105.0	106.3	94.1	135.6
7.3	0.74	32	Pembuatan lain Other manufacturing	119.8	108.3	111.6	107.5	104.3	107.9	115.8	117.3
7.4	0.76	33	Mbaiki dan pemasangan jentera dan kelengkapan Repair and installation of machinery and equipment	120.2	110.7	135.2	122.3	134.7	131.9	153.3	142.0

2020															
Sep.	Okt.	Nov.	Dis.	Jan.	Feb.	Mac	Apr.	Mei	Jun	Jul.	Ogo.	Sep.	Okt.	Nov.	Dis.
122.1	124.5	121.3	122.7	123.1	115.0	113.8	73.1	92.8	127.1	127.4	124.7	127.3	127.4	123.7	127.8
125.8	124.3	122.4	124.5	113.9	112.0	107.4	108.7	116.4	124.9	129.3	131.5	131.9	120.1	111.7	114.6
126.9	125.3	122.6	124.3	113.1	111.3	107.5	119.8	126.4	130.1	131.7	133.6	134.0	120.9	111.2	112.8
126.6	128.9	134.0	135.6	123.1	112.6	106.8	66.7	78.9	97.5	110.9	120.1	119.5	119.6	118.2	130.6
108.8	104.5	106.2	113.2	115.3	122.2	107.2	2.6	19.8	84.9	117.8	117.1	117.2	109.8	112.2	119.3
125.3	130.8	141.2	131.2	127.2	126.4	122.5	32.5	72.9	115.1	104.5	106.8	120.2	127.4	135.6	132.9
120.8	116.6	128.6	109.2	114.9	120.4	112.6	41.8	72.6	101.1	97.7	102.8	112.9	111.9	123.8	111.1
131.2	149.1	156.7	153.4	137.3	131.8	128.4	25.0	70.3	131.0	114.5	115.2	132.4	148.7	151.7	154.3
118.5	111.7	127.2	127.1	134.1	127.8	136.5	26.7	84.7	105.1	90.3	88.3	98.7	101.3	116.0	131.1
124.6	122.6	124.7	130.3	125.7	125.9	114.1	37.1	73.0	129.9	122.4	117.9	127.4	124.4	127.5	134.6
119.2	121.3	121.6	125.6	121.7	125.1	113.3	24.3	56.8	122.4	102.8	102.3	116.0	115.8	121.5	126.5
123.3	113.1	124.9	128.7	119.7	122.9	111.9	64.9	95.7	128.8	125.8	114.2	129.6	119.5	129.4	135.5
119.0	117.3	120.3	135.8	124.7	117.7	101.7	51.6	80.3	118.1	131.7	123.8	122.3	120.2	123.7	141.7
138.3	139.6	132.7	133.6	139.0	137.3	128.6	11.1	63.7	151.9	137.3	138.4	145.0	145.5	137.0	138.6
115.3	120.1	117.3	119.1	120.8	118.8	120.5	86.7	91.2	118.4	118.3	116.2	119.0	122.4	119.6	128.3
109.1	117.6	117.8	116.4	125.1	119.9	117.5	66.3	69.7	100.3	98.4	96.9	98.7	104.5	104.9	112.0
119.9	121.2	113.7	117.0	114.9	116.1	115.5	87.1	91.6	111.7	110.9	110.1	113.1	112.2	108.2	119.0
129.3	127.2	119.4	117.8	105.7	121.3	123.9	131.3	139.3	149.6	151.6	150.7	161.1	150.0	135.9	138.4
120.8	123.0	121.1	127.9	121.3	120.3	133.4	125.1	131.3	162.9	167.5	162.3	166.3	171.9	165.2	174.5
119.5	120.6	119.3	119.7	124.6	113.2	105.8	43.9	65.3	105.6	113.4	113.5	114.9	117.9	116.4	118.1
119.8	124.0	123.4	126.3	122.9	114.0	106.3	32.7	58.3	98.6	111.0	113.7	111.8	120.9	120.8	125.9
118.3	117.4	117.1	115.1	112.7	116.2	105.8	56.8	72.1	128.3	132.0	123.4	123.2	122.4	120.5	119.3
120.2	119.8	117.4	117.5	133.3	110.8	105.4	44.6	66.6	97.0	103.9	107.2	112.3	112.7	110.5	111.3
130.7	134.7	125.7	128.5	128.0	110.2	113.6	80.0	111.7	150.5	148.5	138.7	143.5	144.9	136.1	138.3
134.7	140.1	130.0	132.6	130.4	108.5	113.6	75.9	108.4	152.1	151.9	141.8	149.3	151.7	142.5	144.3
125.0	127.2	110.6	117.7	123.2	109.6	110.0	84.6	111.8	141.2	132.6	127.1	135.0	134.1	115.3	122.4
110.8	107.8	113.8	113.4	117.5	121.6	117.4	101.6	132.5	149.7	142.9	130.3	115.2	112.0	116.5	116.4
114.8	114.8	115.4	111.5	124.6	112.6	110.5	34.6	68.0	122.1	121.8	127.6	119.9	118.7	122.9	120.9
101.9	115.2	110.3	112.2	129.1	116.3	112.2	35.2	65.5	128.7	129.3	129.0	115.6	124.4	126.1	132.1
126.2	100.9	114.2	109.9	112.1	100.1	103.4	29.1	63.6	103.2	89.6	117.4	112.5	93.3	112.0	106.5
122.2	116.2	114.9	114.3	123.8	114.3	103.0	20.7	56.0	113.0	120.8	124.9	130.8	122.0	115.7	111.6
143.3	133.0	139.2	108.7	126.0	115.2	122.1	54.5	96.8	133.0	141.9	140.6	138.7	131.5	133.8	105.8

7c Indeks Pengeluaran Perindustrian Sektor Pembuatan mengikut Kumpulan -Bulanan
Industrial Production Index of Manufacturing Sector by Group - Monthly

Bil. No.	Wajaran Weights 2015	Kod Codes	Keterangan Subsektor Sub-sector Description	2021							
				Jan.	Feb.	Mac	Apr.	Mei	Jun	Jul.	Ogo.
	68.25	C	PEMBUATAN MANUFACTURING	127.5	120.1	128.3	122.8	120.4	126.9	119.1	125.4
1	8.55		Makanan, Minuman dan Tembakau Food, Beverages and Tobacco	114.0	103.7	115.2	122.5	117.2	116.9	115.2	122.8
1.1	7.39	10	Pembuatan produk makanan Manufacture of food products	112.9	101.5	114.7	122.4	118.4	127.9	125.5	131.5
1.2	0.65	11	Pembuatan minuman Manufacture of beverages	120.1	111.9	116.7	136.1	117.9	83.0	88.0	120.0
1.3	0.52	12	Pembuatan produk tembakau Manufacture of tobacco products	122.1	125.5	120.2	106.1	99.4	3.1	2.4	2.4
2	1.33		Produk Tekstil, Pakaian, Kulit dan Kasut Textiles, Wearing Apparel, Leather Products and Footwear	126.1	125.1	133.6	107.4	102.0	98.4	92.5	102.8
2.1	0.58	13	Pembuatan tekstil Manufacture of textiles	115.2	120.0	129.1	102.1	102.5	111.9	100.2	104.0
2.2	0.60	14	Pembuatan pakaian Manufacture of wearing apparel	133.4	128.4	134.2	102.3	90.7	90.3	91.5	108.3
2.3	0.15	15	Pembuatan produk kulit dan barangan berkaitan Manufacture of leather and related products	139.2	131.6	148.2	148.9	146.2	79.0	67.0	76.2
3	4.56		Produk Kayu, Perabot, Keluaran Kertas dan Percetakan Wood Products, Furniture, Paper Products and Printing	128.8	127.0	126.8	116.0	111.7	106.3	93.3	104.9
3.1	1.44	16	Pembuatan kayu dan produk kayu dan gabus, kecuali perabot; pembuatan bagi artikel jerami dan bahan-bahan Manufacture of wood and products of wood and cork, except furniture; manufacture of articles of straw and plaiting materials	118.3	120.1	119.2	109.1	107.7	100.3	79.2	100.0
3.2	1.15	17	Pembuatan kertas dan produk kertas Manufacture of paper and paper products	130.1	130.7	131.7	122.5	114.2	129.0	122.8	129.8
3.3	0.93	18	Percetakan dan penerbitan semula media rakaman Printing and reproduction of recorded media	125.9	119.8	112.8	116.5	110.8	94.2	98.8	110.6
3.4	1.04	31	Pembuatan perabot Manufacture of furniture	144.5	139.1	144.4	117.9	115.3	99.9	75.5	79.1
4	20.60		Produk Petroleum, Kimia, Getah dan Plastik Petroleum, Chemical, Rubber and Plastic Products	126.2	129.4	137.5	119.3	122.9	140.8	135.2	132.5
4.1	9.36	19	Pembuatan kok dan produk petroleum bertapis Manufacture of coke and refined petroleum products	109.7	115.8	115.7	93.3	107.0	117.6	122.6	116.3
4.2	6.37	20	Pembuatan kimia dan produk kimia Manufacture of chemicals and chemical products	115.2	120.3	126.5	106.2	103.6	128.7	115.1	122.3
4.3	0.38	21	Pembuatan produk farmaseutikal asas, kimia perubatan dan botani Manufacture of basic pharmaceuticals, medicinal chemical and botanical products	125.7	147.3	153.5	149.9	149.4	166.1	165.1	170.3
4.4	4.49	22	Pembuatan produk getah dan plastik Manufacture of rubber and plastics products	176.4	169.3	197.3	189.5	181.5	204.3	187.7	177.5
5	9.11		Produk Mineral Bukan Logam, Logam Asas dan Produk Logam yang Direka Non-metallic Mineral Products, Basic Metal and Fabricated Metal Products	123.4	110.2	114.2	105.8	97.5	83.2	82.1	98.8
5.1	2.97	23	Pembuatan produk galian bukan logam lain Manufacture of other non-metallic mineral products	123.3	113.1	115.6	102.9	86.3	70.8	69.8	93.7
5.2	2.35	24	Pembuatan logam asas Manufacture of basic metals	118.1	114.6	114.2	113.7	104.8	93.6	91.5	111.8
5.3	3.79	25	Pembuatan produk logam yang direka, kecuali mesin dan kelengkapan Manufacture of fabricated metal products, except machinery and equipment	126.7	105.2	113.2	103.1	101.8	86.3	86.0	94.7
6	18.23		Produk Peralatan Elektrik dan Elektronik Electrical and Electronics Products	138.2	121.5	129.3	136.1	135.9	163.2	145.9	152.2
6.1	13.89	26	Pembuatan komputer, produk elektronik dan optikal Manufacture of computer, electronics and optical products	142.2	121.8	130.6	134.3	134.9	166.2	149.4	155.9
6.2	2.20	27	Pembuatan kelengkapan elektrik Manufacture of electrical equipment	130.9	116.0	120.1	135.2	130.5	150.2	131.4	133.1
6.3	2.14	28	Pembuatan jentera dan peralatan t.t.t.l. Manufacture of machinery and equipment n.e.c.	119.7	124.5	130.2	148.8	147.4	157.5	138.0	147.3
7	5.87		Kelengkapan Pengangkutan dan Pembuatan Lain Transport Equipment and Other Manufactures	124.4	116.3	133.7	129.9	114.8	69.9	68.5	83.8
7.1	3.17	29	Pembuatan kenderaan bermotor, treler dan semi treler Manufacture of motor vehicles, trailers and semi-trailers	131.0	124.8	149.8	152.0	128.6	55.2	57.0	69.6
7.2	1.19	30	Pembuatan kelengkapan pengangkutan lain Manufacture of other transport equipment	108.8	99.3	105.8	90.2	82.0	80.2	68.7	105.7
7.3	0.74	32	Pembuatan lain Other manufacturing	121.5	109.5	114.3	110.4	109.5	78.9	76.3	82.6
7.4	0.76	33	Mbaiki dan pemasangan jentera dan kelengkapan Repair and installation of machinery and equipment	124.0	113.8	129.2	119.0	114.2	106.3	108.4	110.1

2022												2023						
Sep.	Okt.	Nov.	Dis.	Jan.	Feb.	Mac	Apr.	Mei	Jun	Jul.	Ogo.	Sep.	Okt.	Nov.	Dis.	Jan.	Feb.	Mac
132.3	137.6	137.7	138.5	136.1	126.4	137.2	130.4	128.8	145.2	136.9	144.5	146.1	143.4	144.4	142.6	137.9	132.4	142.8
134.6	131.3	126.2	126.3	121.6	110.5	119.9	127.7	122.7	126.1	128.1	136.8	141.3	133.5	132.2	130.6	127.0	122.0	129.0
140.6	131.7	126.1	124.9	120.8	107.8	119.3	126.3	123.4	128.0	132.0	141.5	145.7	136.5	132.4	130.8	125.5	121.0	127.9
127.1	137.1	132.9	142.4	129.4	121.0	125.0	150.6	129.6	132.7	132.8	137.8	142.1	138.7	140.1	143.4	127.2	118.2	124.2
59.2	118.4	117.9	126.9	123.7	137.1	122.2	118.6	104.0	90.0	67.8	69.5	77.0	85.1	119.9	111.1	147.9	142.4	151.9
119.4	131.4	143.8	138.5	132.4	131.1	140.7	112.5	107.1	110.6	109.1	116.1	129.0	129.1	144.9	137.9	130.0	133.6	143.4
124.0	120.5	137.5	119.8	124.8	127.7	135.9	106.3	106.1	116.0	110.9	114.0	130.8	122.0	132.6	118.8	119.0	123.5	132.5
123.0	148.4	155.4	157.4	137.3	132.9	143.0	109.4	95.5	96.5	100.4	111.0	123.5	136.4	155.8	153.0	135.2	140.2	148.8
86.8	104.6	121.1	134.3	141.8	137.1	150.5	149.5	158.2	147.0	137.1	145.4	144.4	126.9	148.2	151.0	152.1	145.8	163.9
120.8	126.1	139.5	143.4	139.9	133.1	136.2	127.7	121.5	124.6	119.3	122.3	131.3	126.5	134.6	137.2	131.3	132.6	129.6
113.8	121.8	136.6	137.2	131.6	128.2	131.1	117.7	117.9	118.1	112.8	113.1	122.1	121.9	120.7	119.6	112.5	125.0	119.5
147.9	139.9	154.6	152.4	149.2	138.8	138.1	132.3	122.6	142.6	139.9	145.6	162.6	143.4	155.2	156.0	152.5	146.6	142.8
118.7	119.9	125.8	145.9	127.6	120.8	116.6	126.4	120.3	112.5	108.9	119.8	127.3	126.4	136.8	151.4	130.9	126.7	120.9
102.1	122.4	139.0	139.8	151.9	144.6	158.5	137.6	126.4	124.5	114.8	111.5	112.8	114.2	128.9	128.1	134.1	133.0	136.5
126.2	130.1	129.8	131.0	126.3	126.5	137.7	117.8	120.7	141.3	136.6	139.6	134.4	134.2	130.3	129.9	128.9	128.8	140.0
107.9	114.9	121.3	112.8	111.8	114.1	129.9	92.4	109.1	130.5	129.6	131.2	124.5	127.1	123.2	116.7	124.2	121.5	135.6
121.1	124.9	118.9	131.3	123.4	125.8	127.9	116.8	112.1	131.6	119.6	128.0	126.2	125.1	124.7	131.8	124.6	129.2	133.7
184.8	177.7	162.0	167.7	150.8	155.2	162.7	159.9	154.9	173.4	180.8	184.9	191.1	181.9	165.0	175.9	155.9	169.3	170.8
166.8	164.9	160.4	165.5	158.5	150.6	165.8	168.7	154.3	174.9	171.5	170.0	161.8	157.7	150.2	150.9	142.4	139.8	155.5
111.7	122.0	125.2	124.4	131.1	116.1	120.6	111.2	102.7	104.0	101.7	112.2	118.8	125.7	126.6	127.1	130.3	123.6	126.6
100.5	119.3	125.2	129.5	130.0	119.9	123.2	110.7	91.6	93.6	94.0	109.3	110.7	123.5	125.4	132.3	131.5	126.1	128.7
124.4	126.8	128.0	128.3	125.7	120.6	125.4	121.4	113.1	111.3	111.6	124.5	126.1	129.1	129.8	124.4	119.8	126.8	131.6
112.4	121.2	123.5	118.1	135.2	110.2	115.6	105.1	104.8	107.7	101.6	107.0	120.7	125.4	125.5	124.7	135.8	119.6	121.9
161.2	164.6	160.4	163.5	158.1	137.1	153.3	155.4	157.1	190.8	171.1	182.0	186.3	179.0	179.8	175.3	158.8	144.6	163.1
168.0	172.0	168.0	171.7	165.0	138.6	157.4	156.5	160.3	198.4	176.9	189.5	196.1	189.7	191.7	184.7	166.3	147.6	168.6
147.5	150.4	134.2	143.7	145.1	134.7	147.0	149.8	142.2	164.8	145.6	147.2	161.5	157.2	139.3	146.4	141.1	137.0	147.3
131.2	131.6	138.3	130.5	127.0	129.9	133.7	153.6	151.2	168.4	159.8	168.9	148.1	132.1	144.2	143.9	128.6	133.1	143.5
104.7	123.9	128.5	122.5	129.5	125.6	135.9	137.4	129.1	132.8	118.9	130.1	127.4	123.4	136.8	133.0	139.9	136.0	144.6
95.5	130.7	130.5	129.9	137.6	137.1	149.0	159.7	147.1	154.1	131.1	144.1	129.5	123.3	142.8	145.2	154.3	150.2	163.6
114.1	95.5	115.6	109.2	110.7	103.0	108.4	96.2	89.9	92.3	83.8	112.6	122.8	107.1	119.0	112.1	111.1	108.6	110.4
119.2	128.0	123.2	116.4	123.5	117.1	119.1	112.9	121.2	111.3	112.0	100.2	122.9	128.5	129.8	119.6	124.7	122.9	120.1
114.1	135.8	145.2	118.6	131.6	121.5	141.2	132.8	123.2	128.3	130.2	128.4	129.7	143.8	146.7	127.7	139.4	133.0	142.8

Muka surat ini sengaja dibiarkan kosong
This page is deliberately left blank

Nota Teknikal
Technical Notes



Muka surat ini sengaja dibiarkan kosong
This page is deliberately left blank

OBJEKTIF

Objektif utama penerbitan ini ialah untuk menyediakan indikator tambahan kepada pengguna dalam menilai prestasi semasa sektor Pembuatan di Malaysia.

SKOP DAN LIPUTAN

Data kapasiti penggunaan Pembuatan dipungut dalam Survei Pembuatan Bulanan yang meliputi seluruh Malaysia. Penerbitan ini memaparkan statistik kapasiti penggunaan industri Pembuatan di Malaysia di peringkat Bahagian (2-digit), Kumpulan (3-digit) dan negeri mulai Januari 2015 yang diterbitkan buat kali pertama pada Mei 2023.

Statistik bagi industri yang mempunyai perwakilan kurang daripada tiga pertubuhan telah digabungkan kepada industri terhampir bagi memelihara kerahsiaan responden seperti mana yang termaktub dalam Akta Perangkaan 1965 (Disemak - 1989).

Sektor Pembuatan	MSIC (2-digit)	Keterangan Subsektor
2 5 1 Industri Seksyen C - 24 Bahagian yang terdiri daripada 71 kumpulan aktiviti pembuatan	10, 11, 12	Makanan, minuman dan tembakau
	13, 14, 15	Tekstil, pakaian, kulit dan kasut
	16, 17, 18, 31	Produk kayu, perabot, keluaran kertas dan percetakan
	19, 20, 21, 22	Petroleum, kimia, getah dan plastik
	23, 24, 25	Produk mineral bukan logam, logam asas dan produk logam yang direka
	26, 27, 28	Produk elektrik dan elektronik
	29, 30, 32, 33	Kelengkapan pengangkutan dan pembuatan lain

SUMBER STATISTIK

Rangka statistik bagi survei ini adalah daripada *Malaysia Statistical Business Register* (MSBR). MSBR adalah senarai pertubuhan/perusahaan yang beroperasi di Malaysia yang merangkumi Daftar Syarikat (ROC), Daftar Perniagaan (ROS) dan Perkongsian Liabiliti Terhad (LLP) yang berdaftar dengan Suruhanjaya Syarikat Malaysia (SSM) serta pertubuhan yang berdaftar dengan pihak berkuasa tempatan (PBT) dan badan profesional. Senarai di MSBR dikemaskini secara berkala berdasarkan survei dan banci yang dijalankan oleh Jabatan Perangkaan Malaysia (DOSM) dan sumber data pentadbiran daripada agensi lain. Sumber utama data pentadbiran adalah daripada SSM. Selain itu, DOSM juga bekerjasama untuk mendapatkan maklumat terkini daripada agensi lain seperti Kumpulan Wang Simpanan Pekerja (KWSP), Jabatan Kastam Diraja Malaysia (JKDM), Lembaga Hasil Dalam Negeri Malaysia (LHDNM) dan PBT.

Rangka dikemaskini dengan mengambil kira pertubuhan baharu dan merekodkan perubahan status yang berlaku terhadap pertubuhan tersebut seperti tutup, tidak beroperasi, perubahan jenis aktiviti dan lokasi perniagaan/ alamat pos bagi memastikan maklumat yang terdapat dalam rangka adalah yang terkini.

JENIS AKTIVITI PERNIAGAAN

Jenis aktiviti perniagaan merujuk kepada aktiviti utama dan sekunder. Aktiviti utama merujuk kepada aktiviti yang mana pertubuhan menumpukan sebahagian besar sumbernya atau memberi sumbangan besar dari segi pendapatan. Aktiviti sekunder didefinisikan sebagai aktiviti sampingan kepada aktiviti utama. Klasifikasi industri bagi pertubuhan adalah berasaskan kepada aktiviti utama berdasarkan kepada Piawaian Klasifikasi Industri Malaysia (MSIC 2008) Versi 1.0. MSIC 2008 adalah selaras dengan *International Standard Industrial Classification of All Economic Activities (ISIC), Rev. 4, United Nations* dengan pengubahsuaian mengikut keperluan tempatan.

KONSEP DAN DEFINISI

Konsep dan definisi yang digunakan selari dengan manual *International Recommendations for Industrial Statistics 2008, United Nations Statistics Division*. Takrif Pembuatan yang digunakan dalam survei ini adalah selaras dengan MSIC 2008 Versi 1.0.

Pembuatan ditakrifkan sebagai perubahan fizikal atau kimia ke atas bahan atau komponen menjadi produk baru sama ada kerja itu dilakukan oleh jentera yang dijalankan oleh kuasa atau yang dijalankan dengan tangan, sama ada dijalankan dalam kilang atau di rumah pekerja dan sama ada barang keluaran dijual secara borong atau runcit.

Kapasiti penggunaan Pembuatan merujuk kepada nisbah output sebenar yang dihasilkan berbanding pengeluaran output pada kapasiti penuh melalui gabungan optimum mesin, bahan mentah dan buruh.

Industri berorientasikan Eksport dikelaskan berdasarkan kepada treshhold nilai eksport melebihi 50 peratus daripada nilai jualan di peringkat agregat MSIC 3-digit dan 2-digit manakala industri dengan nilai eksport di bawah treshhold berkenaan dikelaskan sebagai **industri berorientasikan Domestik**. Penentuan pengelasan tersebut dibuat menggunakan data daripada Banci Ekonomi 2011, Banci Ekonomi 2016, Survei Ekonomi Tahunan 2018 dan Statistik Perdagangan Luar Negeri Bulanan.

REKA BENTUK PENSAMPELAN

Reka bentuk pensampelan bagi survei ini adalah pensampelan rawak strata satu peringkat. Pertubuhan dikelaskan sebagai unit pensampelan manakala beberapa kategori strata telah dikenalpasti.

Setiap strata telah dibentuk kepada tiga (3) substrata untuk memastikan sampel yang diagihkan mengambil kira ciri-ciri ekonomi strata tersebut. Substrata utama bersifat heterogen dan diliputi secara penuh, manakala substrata selainnya bersifat homogen disampelan.

Substrata utama meliputi pertubuhan kategori besar dan yang mempunyai jumlah hasil yang signifikan dalam industri berkaitan manakala bagi substrata kedua dan ketiga berdasarkan kategori Perusahaan Mikro, Kecil dan Sederhana (PMKS).

SAIZ SAMPEL

Statistik utama yang digunakan untuk penganggaran saiz sampel adalah nilai jualan. Formula yang digunakan dalam penganggaran saiz sampel bagi strata adalah seperti berikut:

$$n = \frac{(\sum N_i S_i)^2}{V + \sum N_i S_i^2}$$

di mana:

n	= saiz sampel	N_i	= saiz populasi bagi strata i
S_i^2	= varian bagi strata i	V	= varian sasaran

$$V = RSE^2 \cdot \left(\frac{\hat{Y}_i}{Z}\right)^2$$

di mana:

\hat{Y}_i	= jumlah nilai jualan bagi strata i	RSE	= ralat piawai relatif
Z	= nilai aras keyakinan		

Sampel akan diagihkan kepada substrata dalam industri liputan dengan menggunakan kaedah *Neyman Allocation* seperti berikut:

$$n_{hi} = \left(\frac{N_h S_h}{\sum N_h S_h}\right) n_i$$

$$h = 2, 3 \text{ dan } 4$$

$$i = 1, 2, \dots$$

di mana:

n_{hi}	= saiz sampel bagi substrata h dalam strata i	N_h	= saiz populasi bagi substrata h
S_h	= sisihan piawai bagi substrata h	n_i	= saiz sampel bagi strata i
h	= substrata	i	= strata

Pertubuhan kategori substrata utama diliputi sepenuhnya, manakala pertubuhan bagi substrata kedua dan ketiga dipilih secara rawak mengikut kaedah pensampelan bersistematik.

PROSEDUR PENGIRAAN

Statistik kapasiti penggunaan Pembuatan disusun mengikut subsektor, Bahagian (2-digit), Kumpulan (3-digit) dan negeri. Pengiraan statistik kapasiti penggunaan Pembuatan (CU) di peringkat Malaysia (1D),

$$CU(1D) = \frac{\sum_{k=1}^{24} [CU(2D) \times WVA(2D)]_k}{WVA(1D)}$$

di mana:

$$WVA(2D) = \text{wajaran nilai ditambah bagi MSIC Bahagian (2-digit)} \quad WVA(1D) = 1$$

$$CU(2D) = \text{CU bagi MSIC Bahagian (2-digit)} \quad k = 1, 2, 3, \dots, 24 \text{ iaitu 24 Bahagian (2-digit)}$$

Prosedur pengiraan yang sama digunakan untuk mendapatkan kapasiti penggunaan Pembuatan di peringkat negeri.

UNIT PELAPOR

Unit pelapor bagi survei ini ialah pertubuhan. Sesebuah pertubuhan secara ideal ditakrifkan sebagai “satu unit ekonomi yang bergiat di bawah satu hak milik atau penguasaan tunggal, iaitu di bawah satu entiti yang sah dan menjalankan satu jenis aktiviti ekonomi utama di satu lokasi fizikal”. Setiap pertubuhan diberikan klasifikasi industri berdasarkan aktiviti utamanya dan bukannya mengikut aktiviti syarikat induk. Bagi kes entiti yang mempunyai pelbagai aktiviti, unit yang terlibat dalam aktiviti yang berlainan dalam lokasi yang sama membentuk pertubuhan yang berbeza.

Oleh itu, setiap cawangan daripada organisasi yang mempunyai pelbagai cawangan di lokasi yang berbeza dari segi konsep dianggap sebagai pertubuhan yang berlainan. Pertubuhan berkenaan diminta memberikan penyata yang berasingan bagi setiap kegiatannya dari segi nilai. Walau bagaimanapun, dari segi praktis akaun biasanya disediakan secara berpusat kerana kesukaran untuk memperoleh data yang berasingan bagi setiap unit atau cawangan. Entiti atau ‘enterprise’ ini akan dianggap sebagai satu unit pelapor dan dibenarkan mengemukakan soal selidik yang menggabungkan semua unit atau cawangannya.

KEPERLUAN KERAHSIAAN

Survei ini dijalankan di bawah peruntukan Akta Perangkaan 1965 (Disemak 1989). Akta ini mensyaratkan bahawa kandungan penyata individu adalah SULIT. Selaras dengan peruntukan dalam Akta tersebut, hanya angka agregat akan diterbitkan.

PINDAAN

Pindaan akan dibuat ke atas statistik yang telah diterbitkan berdasarkan data terkini yang diperolehi.

SIMBOL DAN SINGKATAN

Simbol-simbol berikut telah digunakan dalam keseluruhan penerbitan: w

t.t.t.l. : Tidak terkelas di tempat lain

ST : Suku Tahunan

% : Peratus

CU : Kapasiti Penggunaan Pembuatan

W.P. : Wilayah Persekutuan

OBJECTIVE

The main objective of this publication is to provide additional indicators for the users in assessing the performance of the Manufacturing sector in Malaysia.

SCOPE AND COVERAGE

Manufacturing capacity utilisation data was collected from the Monthly Manufacturing Survey which covered the whole Malaysia. This publication presents statistics on the Manufacturing capacity utilisation at Division (2-digit), Group (3-digit) and state level since January 2015 which was released for the first time in May 2023.

Statistics for industries with less than three establishments was combined to the closest industry to ensure the confidentiality of the respondents as stipulated under the Statistics Act 1965 (Revised-1989).

Manufacturing sector	MSIC (2-digit)	Sub-sector Description
2 5 1 Industries Section C - 24 Divisions consist of 71 groups in manufacturing activities	10, 11, 12	Food, beverages and tobacco
	13, 14, 15	Textiles, wearing apparel, leather and footwear
	16, 17, 18, 31	Wood products, furniture, paper products and printing
	19, 20, 21, 22	Petroleum, chemical, rubber and plastics
	23, 24, 25	Non-metallic mineral products, basic metal and fabricated metal products
	26, 27, 28	Electrical and electronic products
	29, 30, 32, 33	Transport equipment and other manufacturers

STATISTICAL FRAME

The statistical frame of this survey is from the Malaysia Statistical Business Register (MSBR). MSBR is a list of organisations/ enterprises operating in Malaysia that includes the Register of Companies (ROC), Register of Business (ROB) and Limited Liability Partnership (LLP) registered with the Companies Commission of Malaysia (CCM) as well as organisations registered with local authorities (PBT) and professional bodies. The list in MSBR is updated regularly based on surveys and censuses conducted by the Department of Statistics Malaysia (DOSM) and administrative data sources from various agencies. The main source of administrative data is from the CCM. In addition, DOSM also works together to obtain the latest information from other agencies such as the Employees' Provident Fund (EPF), the Royal Malaysian Customs Department (JKDM), the Inland Revenue Board of Malaysia (LHDNM) and PBT.

The frame is updated to take into account new establishments and to record any changes in the Status of the establishments such as closed down, not in operation, change in activity and location/ correspondence address to ensure the frame is at the current status.

TYPE OF BUSINESS

Type of business activity is divided into primary and secondary. The primary activity refers to the activities which focus on its main resources and income. Secondary activities are defined as those incidental or ancillary to the primary activity. The classification of the establishment's industry is based on the primary activity based on the Malaysia Standard Industrial Classification (MSIC 2008) Version 1.0. The MSIC 2008 conforms to the International Standard Industrial Classification of All Economic Activities (ISIC), Rev. 4, United Nations, with modifications to suit local conditions.

CONCEPT AND DEFINITION

Concepts and definitions used are in line with the manual of Recommendations for Industrial Statistics 2008, United Nations Statistics Division. The definition of manufacturing used in this survey is consistent with MSIC 2008 Ver. 1.0.

Manufacturing is defined as the physical or chemical transformation of materials or components into new products, whether the work is performed by power-driven machines or by hand, whether it is done in a factory or in the worker's home, and whether the products are sold at wholesale or retail.

Capacity Utilisation refers to a ratio of actual output produced to the production of output at full capacity through an optimal combination of machinery, raw materials and labour.

Export-oriented industry classified based on the threshold of value of exports exceeding 50 per cent of the sales value at aggregated of MSIC 3-digit and 2-digit while the industries which value of exports below the threshold are classified as **Domestic-oriented industry**. The determination of classification was conducted using data from the Economic Census 2011, Economic Census 2016, Annual Economic Survey 2018 and Monthly External Trade Statistics.

SAMPLING DESIGN

Sampling design of the survey is a one-stage stratified random sampling. The establishment is classified as sampling unit while a few categories of stratum was identified.

Each stratum has been set up to three (3) substrata to ensure the distributed sample takes into account the economic characteristics of the stratum. The main substratum is heterogeneous and was fully covered, whereas other substratum that are homogeneous were sampled.

Main substratum include large establishments which have a significant total revenue in the respective industry while for the second and third substratum are based on Micro, Small and Medium Enterprise (SME) categories.

SAMPLE SIZE

The main statistics used to estimate the sample size is the sales value. The formula used in the estimation of the sample size for a stratum is as follows:

$$n = \frac{(\sum N_i S_i)^2}{V + \sum N_i S_i^2}$$

where:

$$\begin{aligned} n &= \text{sample size} & N_i &= \text{population size for stratum } i \\ S_i^2 &= \text{variance for stratum } i & V &= \text{desired variance} \end{aligned}$$

$$V = RSE^2 \cdot \left(\frac{\hat{Y}_i}{Z}\right)^2$$

where:

$$\begin{aligned} \hat{Y}_i &= \text{estimated sales value for stratum } i & RSE &= \text{relative standard error} \\ Z &= \text{value of confidence level} \end{aligned}$$

Sample is distributed to substratum of the industry using Neyman Allocation method as follows:

$$n_{hi} = \left(\frac{N_h S_h}{\sum N_h S_h}\right) n_i$$

$h = 2, 3 \text{ and } 4$

$i = 1, 2, \dots$

where:

$$\begin{aligned} n_{hi} &= \text{sample size for substratum } h \text{ of stratum } i & N_h &= \text{population size for substratum } h \\ S_h &= \text{standard deviation for substratum } h & n_i &= \text{sample size for stratum } i \\ h &= \text{substratum} & i &= \text{stratum} \end{aligned}$$

Establishments of the main substratum were fully covered while establishments of the second and third substratum were randomly selected using systematic random sampling.

COMPUTATIONAL PROCEDURE

Manufacturing capacity utilisation statistics was compiled by sub-sector, Division (2-digit), Group (3-digit) and state. Calculation of Manufacturing capacity utilisation (CU) at Malaysia level (1D),

$$CU(1D) = \frac{\sum_{k=1}^{24} [CU(2D) \times WVA(2D)]_k}{WVA(1D)}$$

where:

$$WVA(2D) = \text{Weighted of value-added by MSIC Division (2-digit)} \quad WVA(1D) = 1$$

$$CU(2D) = \text{CU by MSIC Division (2-digit)} \quad k = 1, 2, 3, \dots, 24 \text{ which 24 Division 2-digit}$$

The same procedure was used to derive Manufacturing capacity utilisation at the state level.

REPORTING UNIT

The reporting unit used in the survey was the establishment. The establishment is defined as “an economic unit engaged in one activity, under a single legal entity and operating in a single physical location”. Each establishment was assigned an industry classification based on its principal activity. In the case of a multi-activity entity, units engaged in separate activities in the same location constituted distinct establishments. Thus, each branch of a multi-branch organization at a different location was conceptually treated as a different establishment. The establishment was requested to give separate returns for each activity in terms of value. However, if in practice, the accounts were centrally kept such that it was not possible to obtain separate data for each individual unit or branch. The entity or enterprise was treated as a single reporting unit and allowed to submit a consolidated questionnaire covering all the units or branches.

CONFIDENTIALITY REQUIRED

The survey is conducted under the provisions of the Statistics Act 1965 (Revised-1989). The Act stipulates that the contents of individual returns are confidential. In conformity with the stipulations of this Act, only aggregated figures are published.

REVISIONS

Revisions will be made to the published figures based on the latest data available.

SYMBOLS AND ABBREVIATIONS

The following symbols have been used throughout the publication:

n.e.c. : Not elsewhere classified

Q : Quarter

% : Percent

CU : Manufacturing Capacity Utilisation

W.P. : Wilayah Persekutuan



20 OCT



2016-2030



PSSN



**MALAYSIA
MADANI**

www.dosm.gov.my



@StatsMalaysia