



KEMENTERIAN EKONOMI
JABATAN PERANGKAAN MALAYSIA

ISSN 2636-9567



9 772636 956006

INDEKS VOLUM PERDAGANGAN BORONG & RUNCIT SUKU TAHUNAN

QUARTERLY VOLUME INDEX OF WHOLESALE & RETAIL TRADE

SUKU TAHUN PERTAMA
FIRST QUARTER

2023

JABATAN PERANGKAAN MALAYSIA
DEPARTMENT OF STATISTICS MALAYSIA



**KEMENTERIAN EKONOMI
JABATAN PERANGKAAN MALAYSIA**

INDEKS VOLUM PERDAGANGAN BORONG & RUNCIT SUKU TAHUNAN

**QUARTERLY VOLUME INDEX OF WHOLESALE & RETAIL
TRADE**

(2015=100)

**SUKU TAHUN PERTAMA 2023
FIRST QUARTER 2023**

**Dikeluarkan pada : 10 Mei 2023
Released on : 10 May 2023**

Pemakluman

Jabatan Perangkaan Malaysia (DOSM) sedang menjalankan Banci Ekonomi pada tahun 2023. DOSM amat menghargai kerjasama daripada responden dalam memberikan maklumat kepada DOSM serta menjayakan banci ini. Sila layari www.dosm.gov.my untuk maklumat lanjut.

DOSM telah melancarkan OpenDOSM NextGen sebagai medium yang menyediakan katalog data dan visualisasi bagi memudahkan pengguna menganalisis pelbagai jenis data. OpenDOSM NextGen ialah platform perkongsian data sumber terbuka dan boleh diakses melalui portal <https://open.dosm.gov.my>.

Dimaklumkan bahawa Kerajaan Malaysia telah mengisytiharkan Hari Statistik Negara (MyStats Day) pada 20 Oktober setiap tahun. Tema sambutan MyStats Day adalah "Connecting the World with Data We Can Trust".

Announcement

The Department of Statistics Malaysia (DOSM) is conducting the Economic Census in 2023. DOSM greatly appreciates the cooperation of respondents in providing information and ensuring the success of this census. Please visit www.dosm.gov.my for more information.

DOSM has launched OpenDOSM NextGen as a medium that provides a catalogue of data and visualisation to facilitate users in analysing various data. OpenDOSM NextGen is an open source data sharing platform and accessible through <https://open.dosm.gov.my> portal.

Please be informed that the Government of Malaysia has declared National Statistics Day (MyStats Day) on October 20 each year. MyStats Day theme is "Connecting the World with Data We Can Trust".

**JABATAN PERANGKAAN MALAYSIA
DEPARTMENT OF STATISTICS, MALAYSIA**

Muka surat ini sengaja dibiarkan kosong
This page is deliberately left blank

Diterbitkan dan dicetak oleh / *Published and printed by:*

Jabatan Perangkaan Malaysia
Department of Statistics, Malaysia

Blok C6, Kompleks C,
Pusat Pentadbiran Kerajaan Persekutuan
62514 Putrajaya,
MALAYSIA

Tel. : 03-8885 7000
Faks : 03-8888 9248
Portal : <https://www.dosm.gov.my>

Facebook / Twitter / Instagram : StatsMalaysia
Emel / *Email* : info@dosm.gov.my (pertanyaan umum / *general enquiries*)
data@dosm.gov.my (pertanyaan & permintaan data / *data request & enquiries*)

Harga / *Price* : RM15.00

Diterbitkan pada Mei 2023 / *Published in May 2023*

Hakcipta terpelihara / *All rights reserved.*

Tiada bahagian daripada terbitan ini boleh diterbitkan semula, disimpan untuk pengeluaran atau ditukar dalam apa-apa bentuk atau alat apa jua pun kecuali setelah mendapat kebenaran daripada Jabatan Perangkaan Malaysia.

Pengguna yang mengeluarkan sebarang maklumat dari terbitan ini sama ada yang asal atau diolah semula hendaklah meletakkan kenyataan berikut:

“Sumber : Jabatan Perangkaan Malaysia.”

No part of this publication may be reproduced or distributed in any form or by any means or stored in data base without the prior written permission from Department of Statistics, Malaysia.

Users reproducing content of this publication with or without adaptation should quote the following:

“Source : Department of Statistics, Malaysia.”

ISSN 2636 - 9567

Muka surat ini sengaja dibiarkan kosong
This page is deliberately left blank

KATA PENGANTAR

Penerbitan ini memaparkan **Indeks Volum Perdagangan Borong & Runcit bagi Suku Tahun Pertama 2023** meliputi subsektor Kenderaan Bermotor, Perdagangan Borong dan Perdagangan Runcit. Indeks ini telah disusun buat pertama kali dengan menggunakan tahun 2008 sebagai tahun asas (2008=100). Bermula suku tahun pertama 2014, ianya telah diasaskan semula kepada tahun 2010 dan seterusnya, pada suku tahun kedua 2019, ia telah menggunakan tahun asas 2015. Indeks ini disusun secara suku tahunan dan menggunakan klasifikasi industri yang terperinci berdasarkan Piawaian Klasifikasi Industri Malaysia (MSIC) 2008, Ver. 1.0 yang selari dengan *International Standard Industrial Classification of All Economic Activities Revision 4*, yang diterbitkan oleh *United Nations Statistics Division*.

Penerbitan ini mengandungi ringkasan penemuan utama, jadual terperinci dan nota teknikal yang menjelaskan aspek sumber data, metodologi dan konsep yang digunakan bagi meningkatkan kefahaman berkenaan data.

Jabatan ingin merakamkan setinggi-tinggi penghargaan atas kerjasama semua pihak dalam membekalkan data yang diperlukan. Cadangan dan pandangan ke arah memperbaiki lagi penerbitan ini pada masa hadapan amatlah dihargai.

DATO' SRI DR. MOHD UZIR MAHIDIN

Ketua Perangkawan Malaysia

Mei 2023

PREFACE

*This publication highlights the **Volume Index of Wholesale & Retail Trade for The First Quarter 2023** encompassing the Motor Vehicles, Wholesale Trade and Retail Trade sub-sectors. This index was compiled for the first time using 2008 as the base year (2008=100). Beginning in first quarter 2014, it has been rebased to 2010 and subsequently, in second quarter 2019, 2015 as the base year has been implemented. This index is published on a quarterly basis and uses the detailed classification of industries in the Malaysia Standard Industrial Classification (MSIC) 2008, Ver. 1.0 which is in line with the International Standard Industrial Classification of All Economic Activities Revision 4, published by the United Nations Statistics Division.*

This publication consists summary of the main findings, detailed tables and technical notes which describes data sources, methodology and concepts used to enhance the understanding of data.

The Department gratefully acknowledges the co-operation of all parties concerned in providing the required data. Comments and suggestions towards improving future reports are greatly appreciated.

DATO' SRI DR. MOHD UZIR MAHIDIN

Chief Statistician Malaysia

May 2023

KALENDAR AWALAN KELUARAN 2023 INDEKS VOLUM PERDAGANGAN BORONG & RUNCIT SUKU TAHUNAN

ADVANCE RELEASE CALENDAR YEAR 2023 QUARTERLY VOLUME INDEX OF WHOLESALE & RETAIL TRADE

Suku tahun rujukan <i>Reference quarter</i>	Tarikh <i>Date</i>
Suku Keempat 2022 <i>Fourth quarter 2022</i>	8 Februari 2023 <i>8 February 2023</i>
Suku Pertama 2023 <i>First quarter 2023</i>	10 Mei 2023 <i>10 May 2023</i>
Suku Kedua 2023 <i>Second quarter 2023</i>	9 Ogos 2023 <i>9 August 2023</i>
Suku Ketiga 2023 <i>Third quarter 2023</i>	9 November 2023 <i>9 November 2023</i>

Nota.

Merujuk kepada tarikh data disebarkan kepada media atau dalam penerbitan khusus.
Tarikh siaran tertakluk kepada pindaan.

Note.

Refers to the date of release of the data to the media or in the specific publication.
Release dates are subject to change.

Muka surat ini sengaja dibiarkan kosong
This page is deliberately left blank

KANDUNGAN
CONTENTS

Muka Surat
Pages

Kata Pengantar <i>Preface</i>	i
Ringkasan Penemuan <i>Summary of Findings</i>	5
Jadual <i>Tables</i>	
Perdagangan Borong & Runcit <i>Wholesale & Retail Trade</i>	
1 Indeks Volum Perdagangan Borong & Runcit, Suku Tahun Pertama 2023 <i>Volume Index of Wholesale & Retail Trade, First Quarter 2023</i>	13
2 Indeks Volum Perdagangan Borong & Runcit mengikut Subsektor <i>Volume Index of Wholesale & Retail Trade by Sub-sector</i>	14
Kenderaan Bermotor <i>Motor Vehicles</i>	
3 Indeks Volum Kenderaan Bermotor <i>Volume Index of Motor Vehicles</i>	15
Perdagangan Borong <i>Wholesale Trade</i>	
4 Indeks Volum Perdagangan Borong <i>Volume Index of Wholesale Trade</i>	16
Perdagangan Runcit <i>Retail Trade</i>	
5 Indeks Volum Perdagangan Runcit <i>Volume Index of Retail Trade</i>	18
Nota Teknikal <i>Technical Notes</i>	23
Piawaian Klasifikasi Industri Malaysia 2008 Ver. 1.0 (Sektor Perdagangan Borong & Runcit) <i>Malaysia Standard Industrial Classification 2008 Ver. 1.0</i> <i>(Wholesale & Retail Trade Sector)</i>	

Muka surat ini sengaja dibiarkan kosong
This page is deliberately left blank

SEPINTAS LALU
SNAPSHOTS

Muka surat ini sengaja dibiarkan kosong
This page is deliberately left blank



INDEKS VOLUM PERDAGANGAN BORONG & RUNCIT SUKU TAHUN PERTAMA 2023

INDEKS VOLUM PERDAGANGAN BORONG & RUNCIT MENINGKAT 9.5 PERATUS PADA SUKU TAHUN PERTAMA 2023

ST1 2023
9.5%



3.5%

PERDAGANGAN
BORONG

ST4 2022
9.9%

Jual Borong Bahan Mentah
Pertanian & Haiwan Hidup
11.4%

Jualan Borong Barangan Isi
Rumah
10.3%



14.7%

PERDAGANGAN
RUNCIT

Jualan Runcit di Kedai
Khusus yang Menjual Bahan
Api Kenderaan
40.0%

Jualan Runcit di Kedai
Khusus yang Menjual
Barang Lain
22.9%

ST1 2023
3.6%

ST4 2022
-1.8%



11.4%

KENDERAAN
BERMOTOR

Indeks Volum Pelarasan
Musim meningkat 3.6%
berbanding suku tahun
sebelumnya.

Jualan Kenderaan Bermotor
13.7%

Jualan Komponen &
Aksesori Kenderaan
Bermotor
12.4%



VOLUME INDEX OF WHOLESALE & RETAIL TRADE FIRST QUARTER 2023

VWHOLESALE & RETAIL TRADE VOLUME INDEX UP 9.5 PER CENT IN FIRST QUARTER 2023

Q1 2023
9.5%



3.5%

WHOLESALE TRADE

Q4 2022
9.9%

Wholesale of Agricultural
Raw Materials & Live
Animals
11.4%

Wholesale of Household
Goods
10.3%



14.7%

RETAIL TRADE

Retail Sale of Automotive
Fuel in Specialised Stores
40.0%

Retail Sale of Other Goods in
Specialised Stores
22.9%

Q1 2023
3.6%

Q4 2022
-1.8%



11.4%

MOTOR VEHICLES

Seasonally Adjusted Volume
Index rose 3.6% as against the
previous quarter




Sales of Motor Vehicles
13.7%

Sales of Motor Vehicle Parts
& Accessories
12.4%

RINGKASAN PENEMUAN
SUMMARY OF FINDINGS

Muka surat ini sengaja dibiarkan kosong
This page is deliberately left blank

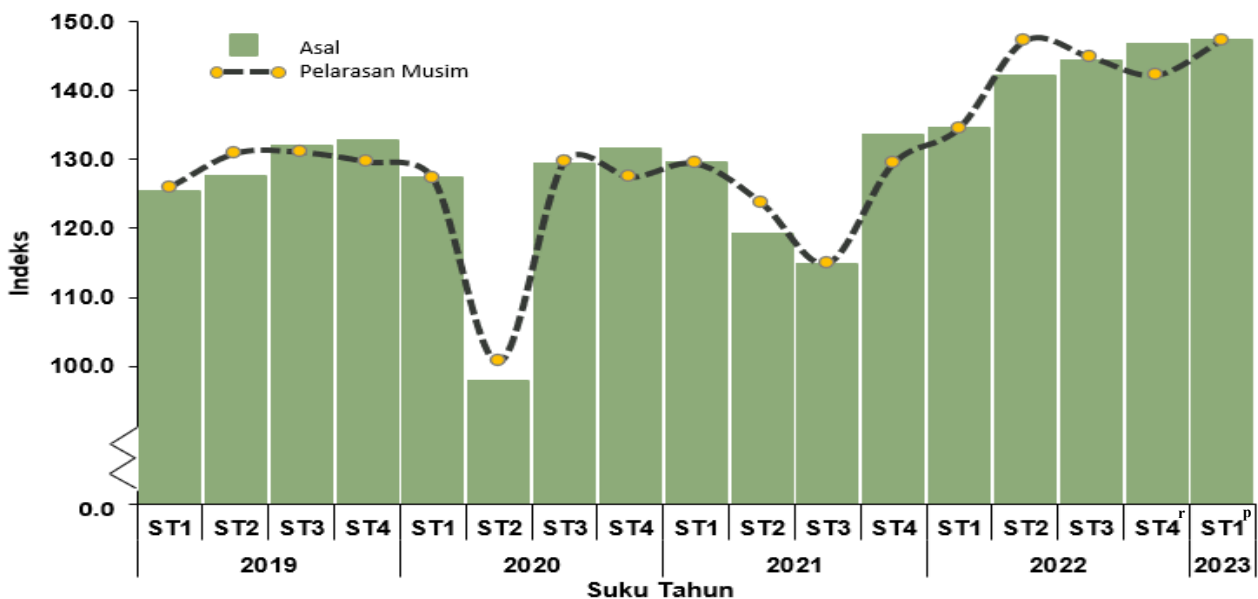
RINGKASAN PENEMUAN

Subsektor (2015=100) Indeks Volum	Indeks			
	Asal	% Perubahan YoY	Pelarasan Musim	% Perubahan QoQ
Perdagangan Borong & Runcit	147.4	9.5	147.3	3.6
 Perdagangan Borong	133.9	3.5	134.9	5.4
 Perdagangan Runcit	168.8	14.7	167.1	-0.002
 Kenderaan Bermotor	128.1	11.4	121.5	7.2

Pada suku pertama 2023, indeks volum Perdagangan Borong & Runcit mencatatkan pertumbuhan **9.5 peratus** untuk mencapai **147.4 mata** berbanding suku tahun yang sama tahun lalu. Pertumbuhan suku tahunan yang positif ini disumbangkan oleh Perdagangan Runcit dengan **14.7 peratus**, diikuti oleh Kenderaan Bermotor dan Perdagangan Borong yang meningkat masing-masing **11.4 peratus** dan **3.5 peratus**. Sementara itu, bagi perbandingan antara suku tahun ke suku tahun, indeks volum Perdagangan Borong & Runcit naik **0.4 peratus** pada suku tahun ini.

Bagi indeks volum pelarasan musim, Perdagangan Borong & Runcit meningkat **3.6 peratus** berbanding suku tahun keempat 2022, disokong oleh Kenderaan Bermotor dan Perdagangan Borong masing-masing **7.2 peratus** dan **5.4 peratus**.

Carta 1: Indeks Volum Perdagangan Borong & Runcit, ST1 2019 - ST1 2023



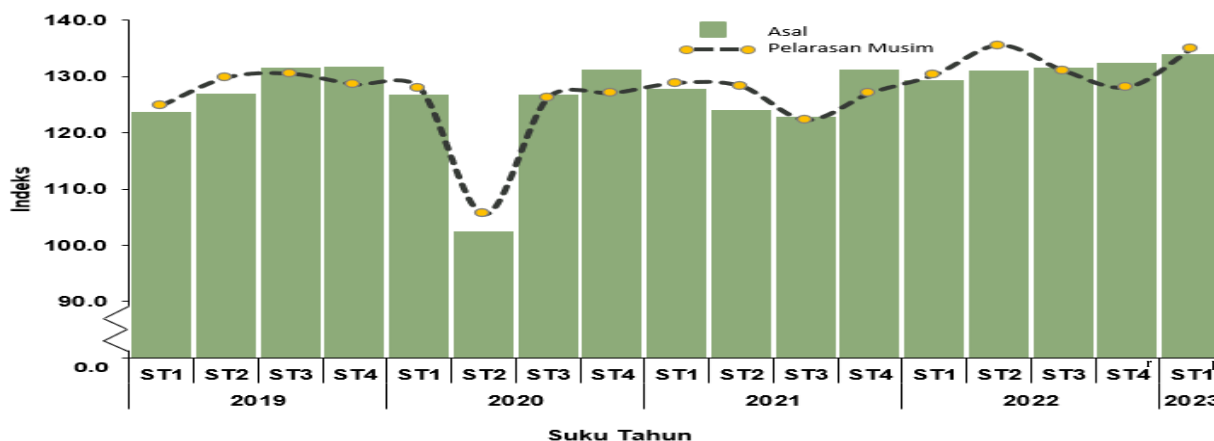
PRESTASI MENGIKUT SUBSEKTOR

SUBSEKTOR PERDAGANGAN BORONG

Indeks volum subsektor Perdagangan Borong berkembang **3.5 peratus** kepada **133.9 mata** berbanding suku sama pada tahun 2022. Peningkatan ini didorong oleh Jual Borong Bahan Mentah Pertanian & Haiwan Hidup dengan **11.4 peratus**, diikuti oleh Jualan Borong Barangan Isi Rumah dan Jualan Borong Makanan, Minuman & Tembakau masing-masing **10.3 peratus** dan **9.1 peratus**. Bagi pertumbuhan suku tahunan, indeks volum Perdagangan Borong meningkat **1.1 peratus**.

Bagi indeks volum pelarasan musim, Perdagangan Borong meningkat **5.4 peratus** berbanding suku tahun lepas.

Carta 2: Indeks Volum Perdagangan Borong, ST1 2019 - ST1 2023

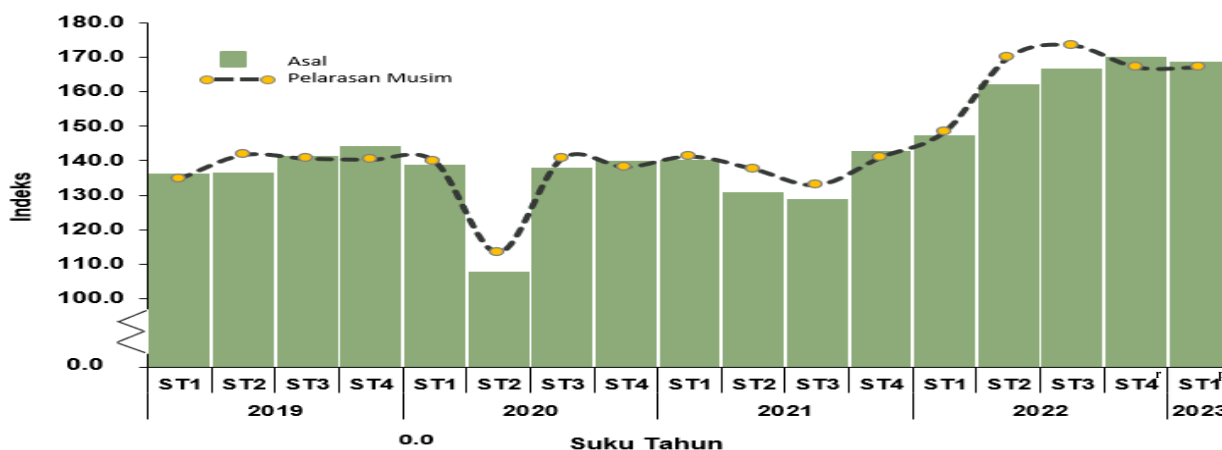


SUBSEKTOR PERDAGANGAN RUNCIT

Bagi suku tahun pertama 2023, Perdagangan Runcit merekodkan pertumbuhan positif **14.7 peratus** kepada **168.8 mata** berbanding suku tahun yang sama tahun lepas. Pertumbuhan ini disumbang oleh Jualan Runcit di Kedai Khusus yang Menjual Bahan Api Kenderaan (**40.0%**), Jualan Runcit di Kedai Khusus yang Menjual Barangan Lain (**22.9%**) dan Jualan Runcit di Kedai Bukan Pengkhususan (**18.8%**). Walau bagaimanapun, bagi perbandingan suku tahun ke suku tahun, indeks volum subsektor ini merosot **-0.8 peratus**.

Pada tempoh yang sama, indeks volum pelarasan musim Perdagangan Runcit hampir menyamai prestasi pada suku lepas (QoQ: 0.0%).

Carta 3: Indeks Volum Perdagangan Runcit, ST1 2019 - ST1 2023

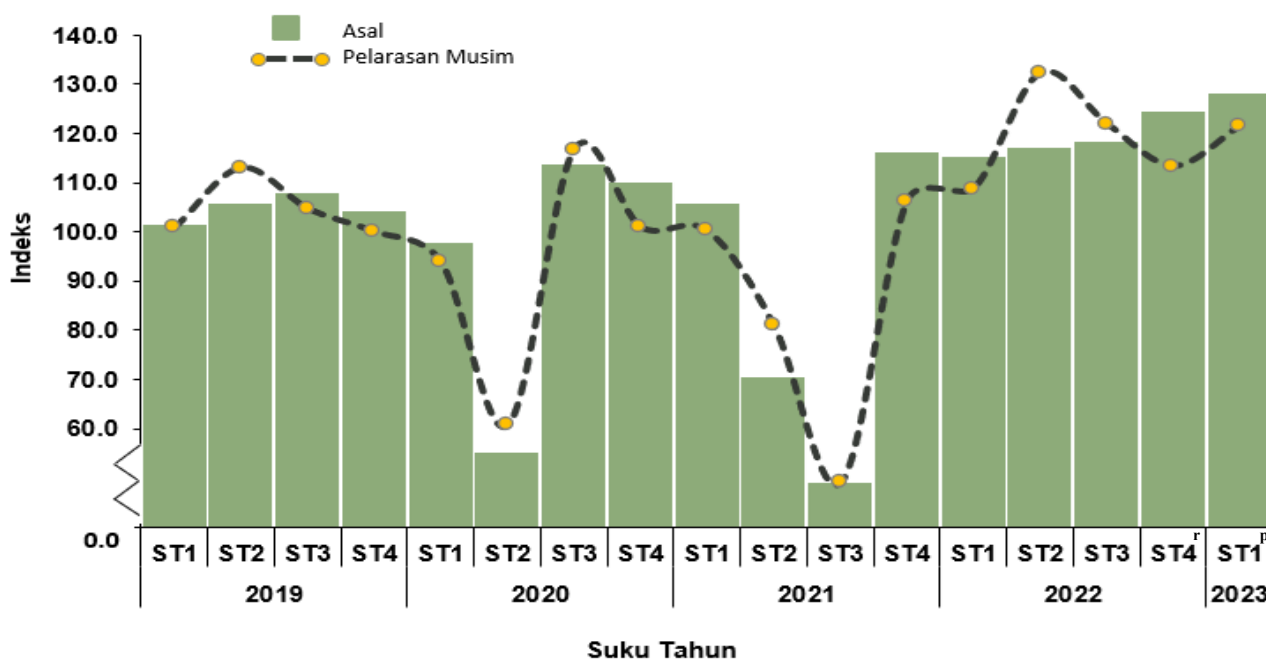


SUBSEKTOR KENDERAAN BERMOTOR




Indeks volum Kenderaan Bermotor merekodkan pertumbuhan **11.4 peratus** tahun ke tahun. Momentum pertumbuhan positif ini didorong oleh Jualan Kenderaan Bermotor **13.7 peratus**, diikuti oleh Jualan Komponen & Aksesori Kenderaan Bermotor dan Penyelenggaraan & Pembaikan Kenderaan Bermotor masing-masing **12.4 peratus** dan **12.3 peratus**. Bagi prestasi subsektor ini berbanding suku tahun lepas, ia meningkat **3.2 peratus**.

Bagi indeks volum pelarasan musim, subsektor Kenderaan Bermotor menokok **7.2 peratus** berbanding suku tahun lepas.

Carta 4: Indeks Volum Kenderaan Bermotor, ST1 2019 - ST1 2023



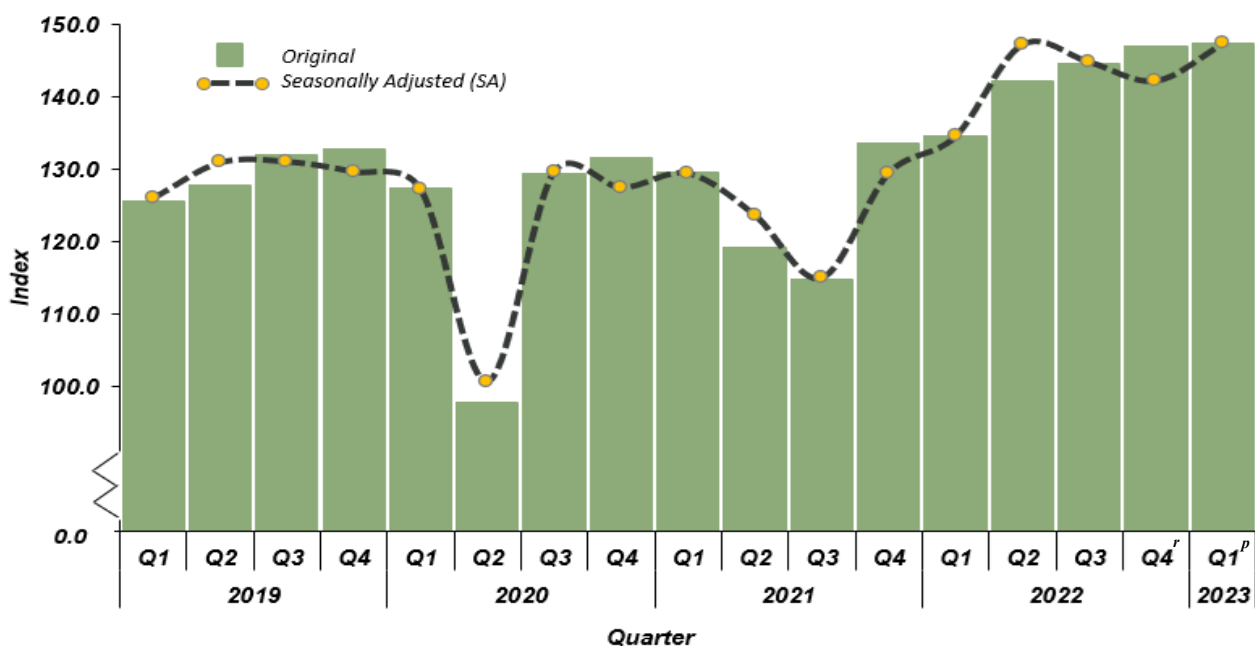
SUMMARY OF FINDINGS

Sub-sector (2015=100) Volume Index	Index			
	Original	% Change YoY	Seasonally Adjusted	% Change QoQ
Wholesale & Retail Trade	147.4	9.5	147.3	3.6
 Wholesale Trade	133.9	3.5	134.9	5.4
 Retail Trade	168.8	14.7	167.1	-0.002
 Motor Vehicles	128.1	11.4	121.5	7.2

In the first quarter of 2023, volume index of Wholesale & Retail Trade registered a growth of **9.5 per cent** to reach **147.4 points** as compared to the same quarter of the previous year. The positive quarterly growth was attributed to Retail Trade with **14.7 per cent**, followed by Motor Vehicles and Wholesale Trade with **11.4 per cent** and **3.5 per cent**, respectively. Meanwhile, for quarter-on-quarter comparison, volume index rose **0.4 per cent** in this quarter.

For seasonally adjusted volume index, Wholesale & Retail Trade increased **3.6 per cent** as against the fourth quarter of 2022, supported by Motor Vehicles and Wholesale Trade sub-sectors of **7.2 per cent** and **5.4 per cent**, respectively.

Chart 1: Volume Index of Wholesale & Retail Trade, Q1 2019 - Q1 2023



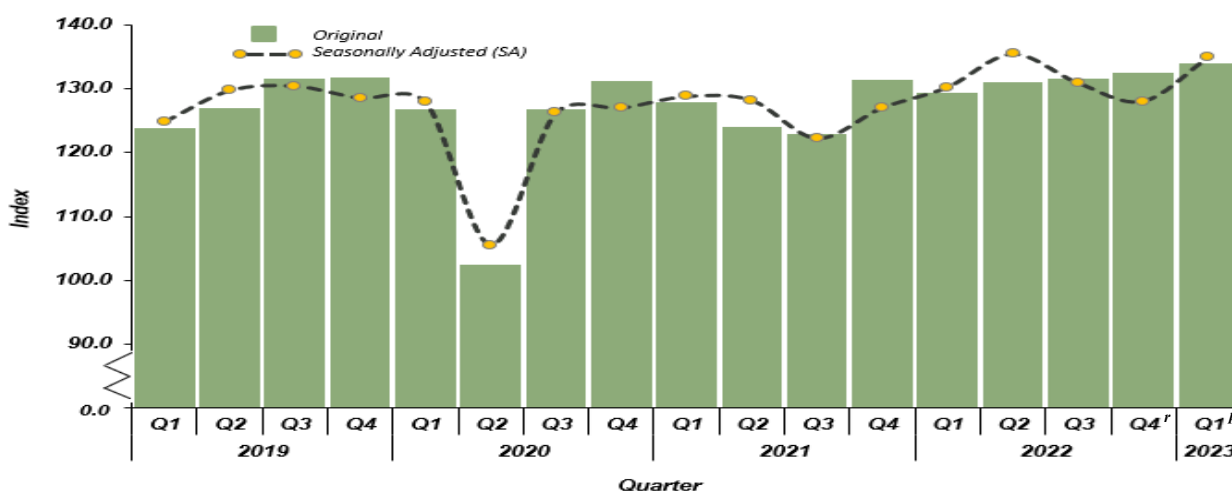
PERFORMANCE BY SUB-SECTOR

WHOLESALE TRADE SUB-SECTOR

Volume index of Wholesale Trade sub-sector expanded **3.5 per cent** to **133.9 points** as compared to the same quarter in 2022. This increment was attributed to Wholesale of Agricultural Raw Materials & Live Animals with **11.4 per cent**, followed by Wholesale of Household Goods and Wholesale of Food, Beverages & Tobacco with **10.3 per cent** and **9.1 per cent**, respectively. For quarterly growth, volume index of Wholesale Trade inched up **1.1 per cent**.

As for seasonally adjusted volume index, Wholesale Trade went up **5.4 per cent** as compared to the previous quarter.

Chart 2: Volume Index of Wholesale Trade, Q1 2019 - Q1 2023

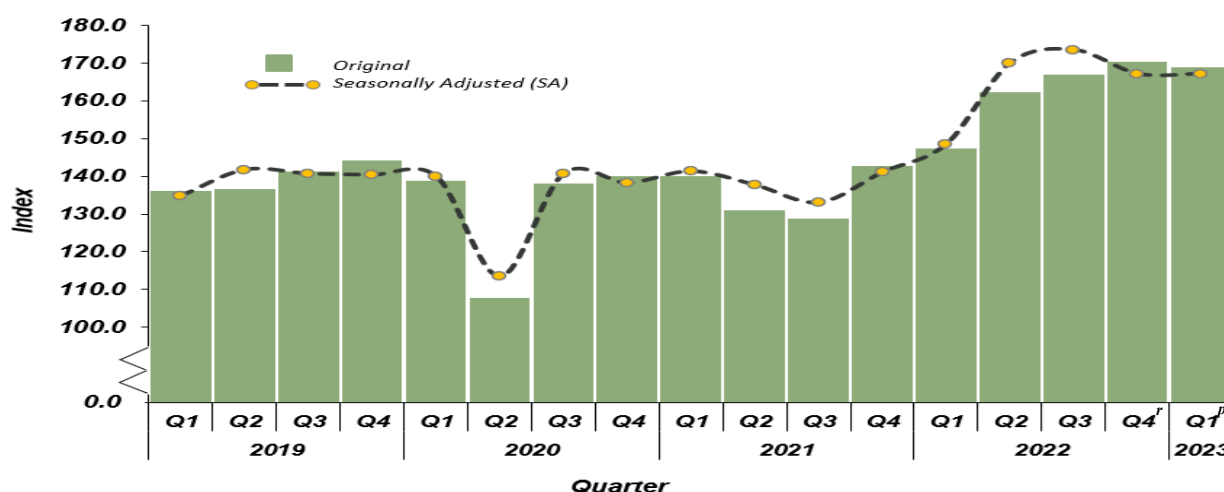


RETAIL TRADE SUB-SECTOR

For the first quarter of 2023, Retail Trade recorded a positive growth of **14.7 per cent** to **168.8 points** as against the same quarter of the previous year. The growth was attributed to Retail Sale of Automotive Fuel in Specialised Stores (**40.0%**), Retail Sale of Other Goods in Specialised Stores (**22.9%**), and Retail Sale in Non-specialised Stores (**18.8%**). Conversely, for quarter-on-quarter comparison, volume index of this sub-sector declined **-0.8 per cent**.

Within the same period, seasonally adjusted volume index of Retail Trade almost unchanged as compared to the previous quarter (QoQ: 0.0%).

Chart 3: Volume Index of Retail Trade, Q1 2019 - Q1 2023

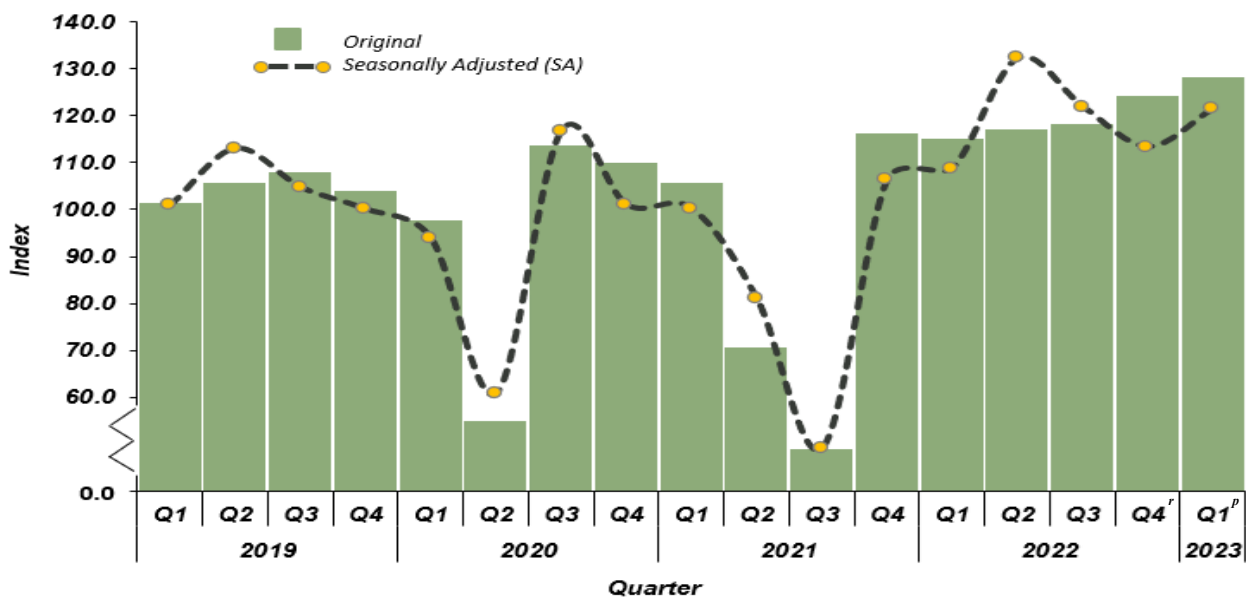


MOTOR VEHICLES SUB-SECTOR

Volume index of Motor Vehicles registered a positive growth of **11.4 per cent** year-on-year. This positive momentum was attributed to Sale of Motor Vehicles of **13.7 per cent**, followed by Sale of Motor Vehicle Parts & Accessories and Maintenance & Repair of Motor Vehicles with **12.4 per cent** and **12.3 per cent**, respectively. For performance of this sub-sector as against the previous quarter, it increased **3.2 per cent**.

In terms of seasonally adjusted volume index, Motor Vehicles sub-sector went up **7.2 per cent** as compared to the previous quarter.

Chart 4: Volume Index of Motor Vehicles, Q1 2019 - Q1 2023



SENARAI JADUAL
LIST OF TABLES

Muka surat ini sengaja dibiarkan kosong
This page is deliberately left blank

Jadual 1 : Indeks Volum Perdagangan Borong & Runcit, Suku Tahun Pertama 2023
Table 1 : Volume Index of Wholesale & Retail Trade, First Quarter 2023
(2015=100)

Kod / Code	Subsektor Sub-sector	Wajaran** Weight**	Asal ^P Original ^P	Indeks / Index		Pelarasan Musim ^P Seasonally Adjusted ^P	% Perubahan Change QoQ
				% Perubahan / Change QoQ	YoY		
PERDAGANGAN BORONG & RUNCIT <i>WHOLESALE & RETAIL TRADE</i>		100.0	147.4	0.4	9.5	147.3	3.6
45	Kenderaan Bermotor <i>Motor Vehicles</i>	11.0	128.1	3.2	11.4	121.5	7.2
451	Jualan Kenderaan Bermotor <i>Sale of Motor Vehicles</i>	5.0	127.3	-0.7	13.7	128.6	3.8
452	Penyelenggaraan dan Pembaikan Kenderaan Bermotor <i>Maintenance and Repair of Motor Vehicles</i>	1.9	125.6	4.0	12.3	127.9	11.9
453	Jualan Komponen dan Aksesori Kenderaan Bermotor <i>Sale of Motor Vehicles Parts and Accessories</i>	3.0	146.8	4.1	12.4	140.1	7.0
454	Jualan, Penyelenggaraan dan Pembaikan Motosikal dan Komponen dan Aksesori Berkaitan <i>Sale, Maintenance and Repair of Motorcycles and Related Parts and Accessories</i>	1.1	100.6	7.1	-4.6	100.7	19.2
46	Perdagangan Borong <i>Wholesale Trade</i>	44.0	133.9	1.1	3.5	134.9	5.4
461	Jual Borong Berdasarkan Kontrak atau Yuran <i>Wholesale on a Fee or Contract Basis</i>	2.4	117.9	0.6	8.1	122.6	6.3
462*	Jual Borong Bahan Mentah Pertanian dan Haiwan Hidup <i>Wholesale of Agricultural Raw Materials and Live Animals</i>	2.1	135.7	0.8	11.4	135.7	0.8
463*	Jualan Borong Makanan, Minuman dan Tembakau <i>Wholesale of Food, Beverages and Tobacco</i>	7.4	151.9	2.2	9.1	151.9	2.2
464	Jualan Borong Barangan Isi Rumah <i>Wholesale of Household Goods</i>	9.3	149.2	1.6	10.3	149.9	6.4
465	Jualan Borong Jentera, Peralatan dan Bekalan <i>Wholesale of Machinery, Equipment and Supplies</i>	5.4	120.2	-1.5	-1.8	122.7	6.0
466	Lain-lain Pengkhususan Jual Borong <i>Other Specialised Wholesale</i>	15.9	122.3	0.3	-4.9	123.5	7.6
469*	Perdagangan Borong Tanpa Pengkhususan <i>Non - specialised Wholesale Trade</i>	1.4	133.7	0.2	3.7	133.7	0.2
47	Perdagangan Runcit <i>Retail Trade</i>	45.0	168.8	-0.8	14.7	167.1	-0.002
471	Jualan Runcit di Kedai Bukan Pengkhususan <i>Retail Sale in Non-specialised Stores</i>	12.0	189.2	1.9	18.8	187.8	2.1
472	Jualan Runcit Makanan, Minuman dan Tembakau di Kedai Pengkhususan <i>Retail Sale of Food, Beverages and Tobacco in Specialised Stores</i>	3.0	182.5	3.2	13.1	181.9	3.1
473*	Jualan Runcit di Kedai Khusus yang Menjual Bahan Api Kenderaan <i>Retail Sale of Automotive Fuel in Specialised Stores</i>	1.8	198.8	3.1	40.0	198.8	3.1
474*	Jualan Runcit di Kedai Khusus yang Menjual Peralatan Komunikasi dan Maklumat <i>Retail Sale of Information and Communications Equipment in Specialised Stores</i>	5.1	160.4	-0.9	5.5	160.4	-0.9
475	Jualan Runcit di Kedai Khusus yang Menjual Peralatan Lain Isi Rumah <i>Retail Sale of Other Household Equipment in Specialised Stores</i>	7.5	134.4	-2.3	7.2	135.4	2.8
476	Jualan Runcit di Kedai Khusus yang Menjual Barangan Kesenian dan Rekreasi <i>Retail Sale of Cultural and Recreation Goods in Specialised Stores</i>	3.1	142.1	-3.4	-2.9	133.8	-4.0
477	Jualan Runcit di Kedai Khusus yang Menjual Barang Lain <i>Retail Sale of Other Goods in Specialised Stores</i>	11.9	175.3	-2.6	22.9	176.0	1.6
478	Jualan Runcit di Gerai dan Pasar <i>Retail Sale via Stalls and Markets</i>	0.1	186.3	0.5	18.8	183.4	0.5
479*	Jualan Runcit Bukan di Kedai, Gerai atau Pasar <i>Retail Trade Not in Stores, Stalls or Markets</i>	0.6	202.2	-2.7	10.3	202.2	-2.7

^P Data awalan/ Preliminary data

* Indeks volum pelarasan bermusim adalah sama dengan indeks asal kerana tiada corak bermusim dikesan pada siri data/

Seasonally adjusted volume index is the same as original index because no seasonal pattern is detected in the data series

**Bermula daripada suku tahun pertama 2023, wajaran yang digunakan dalam pengiraan Indeks volum Perdagangan Borong & Runcit adalah wajaran baru yang diperolehi daripada Banci Perdagangan Borong & Runcit 2019 (tahun rujukan 2018)

Commencing in first quarter 2023, the weights used in the calculation of the Volume Index of Wholesale & Retail Trade obtained from the Wholesale & Retail Trade Census 2019 (reference year 2018)

Jadual 2 : Indeks Volum Perdagangan Borong & Runcit mengikut Subsektor
Table 2: Volume Index of Wholesale & Retail Trade by Sub-sector
(2015=100)

Subsektor Sub-sector	Perdagangan Borong & Runcit		Kenderaan Bermotor		Perdagangan Borong		Perdagangan Runcit		
	Asal Original	Pelarasan Musim Seasonally Adjusted	Asal Original	Pelarasan Musim Seasonally Adjusted	Asal Original	Pelarasan Musim Seasonally Adjusted	Asal Original	Pelarasan Musim Seasonally Adjusted	
Wajaran / Weight	100.0		11.0		44.0		45.0		
Tempoh / Period									
2020	Q1	127.5	127.3	97.6	93.9	126.8	127.9	138.6	140.0
	Q2	97.8	100.7	54.9	60.7	102.5	105.5	107.6	113.4
	Q3	129.4	129.6	113.7	116.8	126.9	126.2	138.0	140.6
	Q4	131.7	127.4	109.9	101.0	131.3	127.0	139.9	138.2
2021	Q1	129.6	129.4	105.7	100.2	127.9	128.8	140.0	141.3
	Q2	119.3	123.7	70.3	81.0	124.1	128.2	130.8	137.6
	Q3	114.8	115.0	48.7	49.0	122.9	122.3	128.8	133.0
	Q4	133.7	129.4	116.0	106.3	131.3	127.0	142.7	141.1
2022	Q1	134.7	134.5	115.0	108.8	129.4	130.2	147.2	148.5
	Q2	142.2	147.2	117.0	132.3	131.0	135.5	162.1	170.0
	Q3	144.6	144.8	118.1	121.9	131.6	131.0	166.8	173.5
	Q4^r	146.9	142.2	124.2	113.4	132.4	128.1	170.1	167.1
2023	Q1^P	147.4	147.3	128.1	121.5	133.9	134.9	168.8	167.1
% Perubahan / % Changes (YoY)									
2020	Q1	1.5		-3.5		2.5		1.8	
	Q2	-23.4		-48.0		-19.3		-21.2	
	Q3	-2.0		5.5		-3.5		-2.3	
	Q4	-0.9		5.8		-0.4		-2.9	
2021	Q1	1.7		8.2		0.8		1.0	
	Q2	21.9		28.2		21.1		21.6	
	Q3	-11.3		-57.2		-3.1		-6.7	
	Q4	1.5		5.6		0.03		2.0	
2022	Q1	3.9		8.8		1.2		5.1	
	Q2	19.3		66.4		5.6		23.9	
	Q3	25.9		142.6		7.1		29.6	
	Q4^r	9.9		7.0		0.9		19.3	
2023	Q1^P	9.5		11.4		3.5		14.7	
% Perubahan / % Changes (QoQ)									
2020	Q1	-4.0	-1.8	-6.0	-6.2	-3.7	-0.5	-3.8	-0.3
	Q2	-23.2	-20.9	-43.8	-35.3	-19.2	-17.5	-22.4	-19.0
	Q3	32.2	28.8	107.1	92.3	23.8	19.6	28.3	24.0
	Q4	1.8	-1.7	-3.3	-13.5	3.5	0.6	1.4	-1.7
2021	Q1	-1.6	1.6	-3.8	-0.8	-2.6	1.4	0.1	2.2
	Q2	-8.0	-4.4	-33.4	-19.2	-3.0	-0.5	-6.6	-2.6
	Q3	-3.7	-7.0	-30.8	-39.5	-0.9	-4.7	-1.6	-3.4
	Q4	16.4	12.5	138.2	116.9	6.8	3.9	10.8	6.1
2022	Q1	0.7	3.9	-0.9	2.3	-1.5	2.5	3.2	5.3
	Q2	5.6	9.4	1.8	21.6	1.3	4.0	10.1	14.5
	Q3	1.6	-1.6	0.9	-7.8	0.5	-3.3	2.9	2.0
	Q4^r	1.6	-1.8	5.1	-7.0	0.6	-2.2	2.0	-3.7
2023	Q1^P	0.4	3.6	3.2	7.2	1.1	5.4	-0.8	-0.002
Sub-sector	Wholesale & Retail Trade		Motor Vehicles		Wholesale Trade		Retail Trade		

^P Data awalan/ Preliminary data

^r Kemaskini dibuat berdasarkan data terkini yang diperolehi/ Revisions made based on the latest data available

Jadual 3 : Indeks Volum Kenderaan Bermotor
Table 3 : Volume Index of Motor Vehicles
(2015=100)

Subsektor Sub-sector	Jualan Kenderaan Bermotor		Penyelenggaraan & Pembaikan Kenderaan Bermotor		Jualan Komponen & Aksesori Kenderaan Bermotor		Jualan, Penyelenggaraan & Pembaikan Motosikal & Komponen & Aksesori Berkaitan		
	451		452		453		454		
	Asal Original	Pelarasan Musim Seasonally Adjusted	Asal Original	Pelarasan Musim Seasonally Adjusted	Asal Original	Pelarasan Musim Seasonally Adjusted	Asal Original	Pelarasan Musim Seasonally Adjusted	
Wajaran / Weight	5.0		1.9		3.0		1.1		
Tempoh / Period									
2020	Q1	88.4	90.0	99.4	102.7	113.6	108.7	97.8	100.2
	Q2	48.5	49.4	59.2	63.0	60.3	66.8	63.2	68.9
	Q3	114.2	109.1	108.8	104.4	115.6	116.7	114.2	113.3
	Q4	110.2	107.2	100.9	97.7	112.6	105.5	116.4	107.2
2021	Q1	102.6	98.0	96.0	98.9	110.2	105.0	122.7	108.9
	Q2	70.0	78.4	63.2	71.8	73.2	82.8	76.0	80.6
	Q3	51.9	49.9	47.2	46.2	51.6	51.7	33.1	32.0
	Q4	121.0	116.8	96.1	94.7	109.1	103.1	131.1	107.2
2022	Q1	112.0	112.2	111.8	113.7	130.6	124.5	105.4	105.3
	Q2	117.2	126.7	114.6	125.0	135.5	152.9	124.8	138.3
	Q3	119.5	114.5	117.4	114.0	137.2	138.7	104.2	106.1
	Q4^r	128.2	123.9	120.8	114.3	140.9	131.0	93.9	84.5
2023	Q1^P	127.3	128.6	125.6	127.9	146.8	140.1	100.6	100.7
% Perubahan / % Changes (YoY)									
2020	Q1	-6.2		-1.9		-1.0		-1.7	
	Q2	-50.7		-46.6		-47.5		-41.3	
	Q3	15.6		-4.7		-3.1		4.0	
	Q4	18.8		-6.6		-5.4		5.5	
2021	Q1	16.1		-3.5		-3.0		25.5	
	Q2	44.3		6.8		21.4		20.3	
	Q3	-54.6		-56.6		-55.4		-71.1	
	Q4	9.8		-4.7		-3.1		12.6	
2022	Q1	9.1		16.5		18.5		-14.1	
	Q2	67.4		81.4		85.0		64.2	
	Q3	130.3		148.8		166.2		215.1	
	Q4^r	5.9		25.6		29.2		-28.3	
2023	Q1^P	13.7		12.3		12.4		-4.6	
% Perubahan / % Changes (QoQ)									
2020	Q1	-4.7	-1.5	-8.0	-2.8	-4.6	-3.9	-11.4	-3.2
	Q2	-45.1	-45.1	-40.5	-38.7	-46.9	-38.5	-35.4	-31.3
	Q3	135.5	120.8	83.8	65.8	91.6	74.6	80.7	64.4
	Q4	-3.5	-1.8	-7.2	-6.5	-2.6	-9.5	1.9	-5.3
2021	Q1	-6.9	-8.6	-4.9	1.3	-2.1	-0.5	5.4	1.6
	Q2	-31.8	-19.9	-34.2	-27.4	-33.6	-21.2	-38.1	-26.0
	Q3	-25.9	-36.3	-25.3	-35.7	-29.6	-37.5	-56.5	-60.4
	Q4	133.3	133.8	103.6	105.2	111.7	99.3	296.5	235.2
2022	Q1	-7.5	-3.9	16.3	20.1	19.7	20.8	-19.6	-1.8
	Q2	4.7	13.0	2.5	10.0	3.7	22.8	18.3	31.3
	Q3	1.9	-9.7	2.5	-8.9	1.3	-9.3	-16.5	-23.2
	Q4^r	7.3	8.2	2.8	0.3	2.7	-5.5	-9.8	-20.4
2023	Q1^P	-0.7	3.8	4.0	11.9	4.1	7.0	7.1	19.2
Sub-sector	Sale of Motor Vehicles		Maintenance & Repair of Motor Vehicles		Sale of Motor Vehicles Parts & Accessories		Sale, Maintenance & Repair of Motorcycles & Related Parts & Accessories		

^P Data awalan / Preliminary data

^r Kemaskini dibuat berdasarkan data terkini yang diperolehi / Revisions made based on the latest data available

* Indeks volum pelarasan bermusim adalah sama dengan indeks asal kerana tiada corak bermusim dikesan pada siri data / Seasonally adjusted volume index is the same as original index because no seasonal pattern is detected in the data series

Jadual 4 : Indeks Volum Perdagangan Borong
Table 4 : Volume Index of Wholesale Trade
(2015=100)

Subsektor Sub-sector	Jual Borong Berdasarkan Kontrak atau Yuran		Jual Borong Bahan Mentah Pertanian & Haiwan Hidup		Jualan Borong Makanan, Minuman & Tembakau		Jualan Borong Barangan Isi Rumah		
	461		462*		463*		464		
	Asal Original	Pelarasan Musim Seasonally Adjusted	Asal Original	Pelarasan Musim Seasonally Adjusted	Asal Original	Pelarasan Musim Seasonally Adjusted	Asal Original	Pelarasan Musim Seasonally Adjusted	
Wajaran / Weight	2.4		2.1		7.4		9.3		
Tempoh / Period									
2020	Q1	111.9	116.9	116.8	116.8	127.6	127.6	124.7	124.9
	Q2	100.5	100.9	117.9	117.9	131.6	131.6	105.2	106.5
	Q3	116.3	112.8	124.3	124.3	136.7	136.7	128.2	130.9
	Q4	113.4	113.2	112.5	112.5	133.7	133.7	135.0	129.9
2021	Q1	108.7	113.0	112.4	112.4	133.2	133.2	131.0	130.5
	Q2	101.3	101.5	124.7	124.7	135.7	135.7	118.1	120.7
	Q3	91.6	89.7	122.8	122.8	140.4	140.4	118.1	120.5
	Q4	104.8	103.9	118.4	118.4	144.3	144.3	135.8	130.1
2022	Q1	109.1	113.4	121.8	121.8	139.3	139.3	135.3	135.7
	Q2	107.4	107.6	129.0	129.0	138.3	138.3	144.2	147.5
	Q3	105.7	103.7	133.0	133.0	140.2	140.2	146.9	150.3
	Q4^r	117.1	115.3	134.6	134.6	148.6	148.6	146.8	140.9
2023	Q1^p	117.9	122.6	135.7	135.7	151.9	151.9	149.2	149.9
% Perubahan / % Changes (YoY)									
2020	Q1	4.4		-5.4		3.6		3.9	
	Q2	-15.7		1.4		1.3		-15.1	
	Q3	-6.5		2.1		3.3		4.0	
	Q4	-4.5		1.2		3.2		4.5	
2021	Q1	-2.8		-3.8		4.4		5.1	
	Q2	0.8		5.7		3.1		12.3	
	Q3	-21.2		-1.3		2.7		-7.9	
	Q4	-7.5		5.3		7.9		0.6	
2022	Q1	0.3		8.4		4.6		3.3	
	Q2	6.0		3.4		2.0		22.2	
	Q3	15.4		8.4		-0.1		24.3	
	Q4^r	11.7		13.7		2.9		8.1	
2023	Q1^p	8.1		11.4		9.1		10.3	
% Perubahan / % Changes (QoQ)									
2020	Q1	-5.7	-2.1	5.0	5.0	-1.5	-1.5	-3.5	0.1
	Q2	-10.2	-13.7	1.0	1.0	3.1	3.1	-15.6	-14.8
	Q3	15.7	11.8	5.4	5.4	3.9	3.9	21.9	22.9
	Q4	-2.5	0.3	-9.5	-9.5	-2.2	-2.2	5.3	-0.8
2021	Q1	-4.1	-0.2	-0.1	-0.1	-0.4	-0.4	-3.0	0.5
	Q2	-6.8	-10.1	11.0	11.0	1.9	1.9	-9.9	-7.5
	Q3	-9.6	-11.7	-1.5	-1.5	3.5	3.5	0.1	-0.1
	Q4	14.5	15.8	-3.6	-3.6	2.8	2.8	15.0	8.0
2022	Q1	4.0	9.2	2.9	2.9	-3.5	-3.5	-0.4	4.3
	Q2	-1.5	-5.1	5.9	5.9	-0.7	-0.7	6.6	8.7
	Q3	-1.6	-3.6	3.1	3.1	1.4	1.4	1.9	1.9
	Q4^r	10.8	11.2	1.2	1.2	5.9	5.9	0.0	-6.3
2023	Q1^p	0.6	6.3	0.8	0.8	2.2	2.2	1.6	6.4
Sub-sector	<i>Wholesale on a Fee or Contract Basis</i>		<i>Wholesale of Agricultural Raw Materials & Live Animals</i>		<i>Wholesale of Food, Beverages & Tobacco</i>		<i>Wholesale of Household Goods</i>		

^p Data awalan/ Preliminary data

^r Kemaskini dibuat berdasarkan data terkini yang diperolehi/ Revisions made based on the latest data available

* Indeks volum pelarasan bermusim adalah sama dengan indeks asal kerana tiada corak bermusim dikesan pada siri data/
Seasonally adjusted volume index is the same as original index because no seasonal pattern is detected in the data series

Jadual 4 (samb.): Indeks Volum Perdagangan Borong
Table 4 (cont'd): Volume Index of Wholesale Trade
(2015=100)

Subsektor Sub-sector	Jualan Borong Jentera, Peralatan & Bekalan		Lain-Lain Pengkhususan Jual Borong		Perdagangan Borong Tanpa Pengkhususan	
	465		466		469*	
	Asal Original	Pelarasan Musim Seasonally Adjusted	Asal Original	Pelarasan Musim Seasonally Adjusted	Asal Original	Pelarasan Musim Seasonally Adjusted
Wajaran / Weight	5.4		15.9		1.4	
Tempoh / Period						
2020						
Q1	113.6	116.0	137.3	138.2	125.9	125.9
Q2	90.9	94.4	90.2	94.7	93.3	93.3
Q3	121.8	120.1	125.2	124.8	127.8	127.8
Q4	125.2	119.7	137.0	129.8	126.7	126.7
2021						
Q1	119.1	121.5	132.7	134.0	130.3	130.3
Q2	111.6	116.5	130.7	138.1	130.2	130.2
Q3	112.2	110.7	123.9	123.8	127.2	127.2
Q4	126.5	120.4	131.6	124.2	130.7	130.7
2022						
Q1	122.3	124.7	128.7	129.8	129.0	129.0
Q2	123.8	129.7	126.6	134.1	129.8	129.8
Q3	123.2	122.0	125.6	125.6	130.6	130.6
Q4^r	122.0	115.8	122.0	114.8	133.4	133.4
2023						
Q1^p	120.2	122.7	122.3	123.5	133.7	133.7
% Perubahan / % Changes (YoY)						
2020						
Q1	-1.4		3.7		2.8	
Q2	-23.8		-33.0		-20.2	
Q3	1.1		-13.2		5.8	
Q4	3.3		-6.0		8.2	
2021						
Q1	4.8		-3.3		3.5	
Q2	22.9		44.9		39.5	
Q3	-7.9		-1.0		-0.5	
Q4	1.1		-4.0		3.1	
2022						
Q1	2.7		-3.1		-1.0	
Q2	10.9		-3.1		-0.3	
Q3	9.8		1.3		2.7	
Q4^r	-3.6		-7.3		2.0	
2023						
Q1^p	-1.8		-4.9		3.7	
% Perubahan / % Changes (QoQ)						
2020						
Q1	-6.2	-0.7	-5.9	-0.9	7.5	7.5
Q2	-20.0	-18.6	-34.3	-31.5	-25.9	-25.9
Q3	34.0	27.2	38.8	31.8	37.0	37.0
Q4	2.8	-0.4	9.5	4.1	-0.8	-0.8
2021						
Q1	-4.8	1.5	-3.1	3.2	2.8	2.8
Q2	-6.3	-4.1	-1.5	3.0	-0.1	-0.1
Q3	0.5	-4.9	-5.2	-10.3	-2.3	-2.3
Q4	12.8	8.7	6.2	0.3	2.8	2.8
2022						
Q1	-3.3	3.6	-2.2	4.5	-1.4	-1.4
Q2	1.2	4.0	-1.6	3.3	0.7	0.7
Q3	-0.5	-6.0	-0.8	-6.3	0.6	0.6
Q4^r	-1.0	-5.1	-2.9	-8.6	2.2	2.2
2023						
Q1^p	-1.5	6.0	0.3	7.6	0.2	0.2
Sub-sector	<i>Wholesale of Machinery, Equipment & Supplies</i>		<i>Other Specialised Wholesale</i>		<i>Non-specialised Wholesale Trade</i>	

^p Data awalan/ Preliminary data

^r Kemaskini dibuat berdasarkan data terkini yang diperolehi/ Revisions made based on the latest data available

* Indeks volum pelarasan bermusim adalah sama dengan indeks asal kerana tiada corak bermusim dikesan pada siri data
Seasonally adjusted volume index is the same as original index because no seasonal pattern is detected in the data series

Jadual 5 : Indeks Volum Perdagangan Runcit
Table 5 : Volume Index of Retail Trade
(2015=100)

Subsektor Sub-sector	Jualan Runcit di Kedai Bukan Pengkhususan		Jualan Runcit Makanan, Minuman & Tembakau di Kedai Pengkhususan		Jualan Runcit di Kedai Khusus yang Menjual Bahan Api Kenderaan		
	471		472		473*		
	Asal Original	Pelarasan Musim Seasonally Adjusted	Asal Original	Pelarasan Musim Seasonally Adjusted	Asal Original	Pelarasan Musim Seasonally Adjusted	
Wajaran / Weight	12.0		3.0		1.8		
Tempoh / Period							
2020	Q1	138.8	137.3	143.9	143.2	138.9	138.9
	Q2	128.8	131.4	143.1	144.0	96.8	96.8
	Q3	145.1	144.2	150.4	150.5	138.1	138.1
	Q4	143.0	141.7	150.3	149.9	135.9	135.9
2021	Q1	143.3	142.1	151.4	150.8	128.4	128.4
	Q2	134.9	139.2	149.6	150.9	110.1	110.1
	Q3	136.3	135.5	150.5	150.6	121.5	121.5
	Q4	152.2	150.3	160.1	159.7	142.1	142.1
2022	Q1	159.2	158.1	161.3	160.8	142.0	142.0
	Q2	175.2	180.9	172.3	173.7	176.5	176.5
	Q3	180.3	179.1	173.2	173.1	184.4	184.4
	Q4^r	185.7	183.8	176.9	176.5	192.9	192.9
2023	Q1^P	189.2	187.8	182.5	181.9	198.8	198.8
% Perubahan / % Changes (YoY)							
2020	Q1	4.9		5.5		-1.1	
	Q2	-4.7		2.0		-31.8	
	Q3	4.7		6.3		-5.8	
	Q4	1.9		5.2		-9.9	
2021	Q1	3.2		5.2		-7.6	
	Q2	4.8		4.6		13.7	
	Q3	-6.1		0.1		-12.0	
	Q4	6.4		6.5		4.6	
2022	Q1	11.1		6.6		10.6	
	Q2	29.8		15.2		60.4	
	Q3	32.3		15.0		51.7	
	Q4^r	22.0		10.5		35.7	
2023	Q1^P	18.8		13.1		40.0	
% Perubahan / % Changes (QoQ)							
2020	Q1	-1.1	-1.4	0.7	0.5	-7.9	-7.9
	Q2	-7.2	-4.3	-0.6	0.5	-30.3	-30.3
	Q3	12.7	9.7	5.1	4.5	42.7	42.7
	Q4	-1.4	-1.7	-0.02	-0.4	-1.6	-1.6
2021	Q1	0.2	0.3	0.7	0.6	-5.5	-5.5
	Q2	-5.9	-2.0	-1.2	0.04	-14.3	-14.3
	Q3	1.0	-2.7	0.6	-0.2	10.4	10.4
	Q4	11.7	10.9	6.4	6.1	16.9	16.9
2022	Q1	4.6	5.1	0.8	0.7	-0.1	-0.1
	Q2	10.0	14.4	6.8	8.0	24.3	24.3
	Q3	2.9	-1.0	0.5	-0.3	4.4	4.4
	Q4^r	3.0	2.7	2.2	1.9	4.6	4.6
2023	Q1^P	1.9	2.1	3.2	3.1	3.1	3.1
<i>Sub-sector</i>	<i>Retail Sale in Non-specialised Stores</i>		<i>Retail Sale of Food, Beverages & Tobacco in Specialised Stores</i>		<i>Retail Sale of Automotive Fuel in Specialised Stores</i>		

^P Data awalan/ Preliminary data

^r Kemaskini dibuat berdasarkan data terkini yang diperolehi/ Revisions made based on the latest data available

* Indeks volum pelarasan bermusim adalah sama dengan indeks asal kerana tiada corak bermusim dikesan pada siri data
Seasonally adjusted volume index is the same as original index because no seasonal pattern is detected in the data series

Jadual 5 (samb.): Indeks Volum Perdagangan Runcit
Table 5 (cont'd): Volume Index of Retail Trade
(2015=100)

Subsektor Sub-sector	Jualan Runcit di Kedai Khusus yang Menjual Peralatan Komunikasi & Maklumat		Jualan Runcit di Kedai Khusus yang Menjual Peralatan Lain Isi Rumah		Jualan Runcit di Kedai Khusus yang Menjual Barangan Kesenian & Rekreasi		
	474*		475		476		
	Asal Original	Pelarasan Musim Seasonally Adjusted	Asal Original	Pelarasan Musim Seasonally Adjusted	Asal Original	Pelarasan Musim Seasonally Adjusted	
Wajaran / Weight	5.1		7.5		3.1		
Tempoh / Period							
2020	Q1	146.4	146.4	122.0	122.3	143.4	134.4
	Q2	114.0	114.0	87.2	91.3	88.9	96.5
	Q3	142.8	142.8	124.1	122.3	122.3	126.8
	Q4	150.6	150.6	125.2	120.0	135.5	129.2
2021	Q1	153.6	153.6	123.2	123.7	140.4	132.9
	Q2	144.5	144.5	118.0	125.2	120.5	132.1
	Q3	139.3	139.3	113.1	111.3	120.7	126.0
	Q4	150.7	150.7	123.8	118.5	135.9	129.3
2022	Q1	152.1	152.1	125.3	126.3	146.3	137.8
	Q2	159.1	159.1	138.1	146.4	146.4	160.0
	Q3	162.3	162.3	137.7	135.4	148.7	154.9
	Q4^f	161.8	161.8	137.6	131.7	147.1	139.4
2023	Q1^p	160.4	160.4	134.4	135.4	142.1	133.8
% Perubahan / % Changes (YoY)							
2020	Q1	2.7		-2.0		-1.2	
	Q2	-19.1		-30.3		-33.3	
	Q3	-2.7		-4.4		-10.7	
	Q4	-1.7		-4.5		-5.3	
2021	Q1	4.9		1.0		-2.1	
	Q2	26.7		35.3		35.6	
	Q3	-2.5		-8.9		-1.3	
	Q4	0.1		-1.1		0.3	
2022	Q1	-0.9		1.7		4.2	
	Q2	10.1		17.0		21.5	
	Q3	16.5		21.7		23.2	
	Q4^f	7.4		11.2		8.1	
2023	Q1^p	5.5		7.2		-2.9	
% Perubahan / % Changes (QoQ)							
2020	Q1	-4.4	-4.4	-6.9	-3.1	0.2	-2.4
	Q2	-22.1	-22.1	-28.5	-25.4	-38.0	-28.2
	Q3	25.3	25.3	42.3	34.0	37.7	31.3
	Q4	5.4	5.4	0.9	-1.9	10.8	1.9
2021	Q1	2.0	2.0	-1.6	3.0	3.6	2.9
	Q2	-5.9	-5.9	-4.2	1.3	-14.1	-0.6
	Q3	-3.6	-3.6	-4.2	-11.1	0.2	-4.6
	Q4	8.2	8.2	9.4	6.5	12.6	2.6
2022	Q1	0.9	0.9	1.3	6.6	7.6	6.6
	Q2	4.6	4.6	10.2	15.9	0.1	16.1
	Q3	2.0	2.0	-0.3	-7.5	1.6	-3.2
	Q4^f	-0.3	-0.3	-0.04	-2.7	-1.1	-10.0
2023	Q1^p	-0.9	-0.9	-2.3	2.8	-3.4	-4.0
Sub-sector	<i>Retail Sale of Information & Communication Equipment in Specialised Stores</i>		<i>Retail Sale of Other Household Equipment in Specialised Stores</i>		<i>Retail Sale of Cultural & Recreation Goods in Specialised Stores</i>		

^p Data awalan/ Preliminary data

^f Kemaskini dibuat berdasarkan data terkini yang diperolehi/ Revisions made based on the latest data available

* Indeks volum pelarasan bermusim adalah sama dengan indeks asal kerana tiada corak bermusim dikesan pada siri data
Seasonally adjusted volume index is the same as original index because no seasonal pattern is detected in the data series

Jadual 5 (samb.): Indeks Volum Perdagangan Runcit
Table 5 (cont'd): Volume Index of Retail Trade
(2015=100)

Subsektor Sub-sector	Jualan Runcit di Kedai Khusus yang Menjual Barangan Lain		Jualan Runcit di Gerai & Pasar		Jualan Runcit Bukan di Kedai, Gerai atau Pasar		
	477		478		479*		
	Asal Original	Pelarasan Musim Seasonally Adjusted	Asal Original	Pelarasan Musim Seasonally Adjusted	Asal Original	Pelarasan Musim Seasonally Adjusted	
Wajaran / Weight	11.9		0.1		0.6		
Tempoh / Period							
2020	Q1	141.5	141.5	141.9	139.8	134.2	134.2
	Q2	93.4	97.9	140.7	141.6	133.4	133.4
	Q3	138.2	135.1	143.4	147.2	140.7	140.7
	Q4	138.3	133.5	145.6	143.3	153.9	153.9
2021	Q1	138.2	138.6	148.5	149.3	145.1	145.1
	Q2	127.3	136.2	151.9	153.3	155.4	155.4
	Q3	120.9	118.0	151.3	155.2	168.3	168.3
	Q4	135.3	130.4	154.2	151.7	190.8	190.8
2022	Q1	142.6	143.3	156.8	154.4	183.3	183.3
	Q2	163.9	175.1	179.3	180.9	196.7	196.7
	Q3	173.6	169.3	184.2	189.5	205.2	205.2
	Q4^r	179.9	173.2	185.4	182.4	207.9	207.9
2023	Q1^p	175.3	176.0	186.3	183.4	202.2	202.2
% Perubahan / % Changes (YoY)							
2020	Q1	1.1		6.0		7.3	
	Q2	-34.1		5.9		8.5	
	Q3	-6.9		9.1		9.2	
	Q4	-7.8		3.1		10.0	
2021	Q1	-2.3		4.6		8.2	
	Q2	36.3		7.9		16.4	
	Q3	-12.6		5.5		19.7	
	Q4	-2.2		5.9		23.9	
2022	Q1	3.2		5.6		26.3	
	Q2	28.7		18.1		26.6	
	Q3	43.6		21.7		21.9	
	Q4^r	32.9		20.3		9.0	
2023	Q1^p	22.9		18.8		10.3	
% Perubahan / % Changes (QoQ)							
2020	Q1	-5.7	-2.6	0.5	0.6	-4.1	-4.1
	Q2	-34.0	-30.8	-0.9	1.3	-0.6	-0.6
	Q3	48.0	38.0	1.9	4.0	5.4	5.4
	Q4	0.1	-1.2	1.5	-2.6	9.4	9.4
2021	Q1	-0.1	3.9	2.0	4.2	-5.7	-5.7
	Q2	-7.8	-1.8	2.3	2.6	7.0	7.0
	Q3	-5.1	-13.4	-0.4	1.3	8.3	8.3
	Q4	12.0	10.5	1.9	-2.2	13.3	13.3
2022	Q1	5.3	9.9	1.7	1.8	-3.9	-3.9
	Q2	15.0	22.2	14.4	17.2	7.3	7.3
	Q3	5.9	-3.4	2.7	4.8	4.3	4.3
	Q4^r	3.6	2.3	0.7	-3.7	1.3	1.3
2023	Q1^p	-2.6	1.6	0.5	0.5	-2.7	-2.7
Sub-sector	<i>Retail Sale of Other Goods in Specialised Stores</i>		<i>Retail Sale Via Stalls & Markets</i>		<i>Retail Trade Not in Stores, Stalls or Markets</i>		

^p Data awalan/ Preliminary data

^r Kemaskini dibuat berdasarkan data terkini yang diperolehi/ Revisions made based on the latest data available

* Indeks volum pelarasan bermusim adalah sama dengan indeks asal kerana tiada corak bermusim dikesan pada siri data
Seasonally adjusted volum index is the same as original index because no seasonal pattern is detected in the data series

NOTA TEKNIKAL
TECHNICAL NOTES

Muka surat ini sengaja dibiarkan kosong
This page is deliberately left blank

NOTA TEKNIKAL

1. Pengenalan

Indeks Volum Perdagangan Borong & Runcit mula dibangunkan secara berperingkat pada tahun 2008 bermula dengan Perdagangan Runcit dan Kenderaan Bermotor. Pada tahun 2009, Indeks Volum Perdagangan Borong telah mula dibangunkan dan seterusnya Komposit Indeks Volum Perdagangan Borong & Runcit telah disusun mulai suku ketiga 2010. Indeks Volum Perdagangan Borong & Runcit telah dikeluarkan kepada umum mulai rujukan suku pertama 2012. Indeks volum Perdagangan Borong & Runcit digunakan untuk menilai prestasi semasa aktiviti jualan dalam subsektor Perdagangan Borong, Perdagangan Runcit dan Kenderaan Bermotor.

2. Objektif

Objektif penyusunan Indeks Volum Perdagangan Borong & Runcit adalah :

- a. Mengukur perubahan corak dan prestasi subsektor Borong, Runcit dan Kenderaan Bermotor secara suku tahunan dan tahunan;
- b. Memberikan maklumat yang relevan dan terkini terhadap pencapaian aktiviti perdagangan edaran; dan
- c. Memberikan penunjuk segera terhadap perubahan corak perbelanjaan pengguna.

3. Jenis Indeks

Indeks Volum Perdagangan Borong & Runcit diukur pada tempoh rujukan berbanding tahun asas, (2015=100).

4. Sumber Data

Indeks Volum Perdagangan Borong & Runcit dibentuk berdasarkan data daripada Survei Bulanan Perdagangan Borong & Runcit. Semua pertubuhan yang terpilih dalam survei telah dipilih dalam penyusunan indeks.

5. Skop dan Liputan

Indeks Volum Perdagangan Borong & Runcit meliputi 179 industri yang merangkumi Indeks Volum Perdagangan Borong, Perdagangan Runcit dan Kenderaan Bermotor.

Indeks Volum Perdagangan Borong meliputi tujuh kumpulan seperti di bawah:

- a. Jualan borong berdasarkan kontrak atau yuran
- b. Jualan borong bahan mentah pertanian dan haiwan hidup
- c. Jualan borong makanan, minuman dan tembakau
- d. Jual borong barangan isi rumah
- e. Jualan borong jentera, peralatan dan bekalan
- f. Lain-lain pengkhususan jual borong
- g. Perdagangan borong tanpa pengkhususan

Indeks Volum Perdagangan Runcit meliputi sembilan kumpulan seperti di bawah:

- a. Jualan di kedai bukan pengkhususan
- b. Jualan runcit makanan, minuman dan tembakau di kedai pengkhususan
- c. Jualan runcit di kedai khusus yang menjual bahan api kenderaan
- d. Jualan runcit di kedai khusus yang menjual peralatan komunikasi dan maklumat
- e. Jualan runcit di kedai khusus yang menjual peralatan lain isi rumah
- f. Jualan runcit di kedai khusus yang menjual barangan kesenian dan rekreasi
- g. Jualan runcit di kedai khusus yang menjual barangan lain
- h. Jualan runcit di gerai dan pasar
- i. Jualan runcit bukan di kedai, gerai atau pasar

Indeks Volum Kenderaan Bermotor meliputi empat kumpulan seperti di bawah:

- a. Jualan kenderaan bermotor
- b. Penyelenggaraan dan pembaikan kenderaan bermotor
- c. Jualan komponen dan aksesori kenderaan bermotor
- d. Jualan penyelenggaraan dan pembaikan motosikal dan komponen dan aksesori berkaitan

Klasifikasi industri yang digunakan adalah berdasarkan Piawaian Klasifikasi Industri Malaysia (MSIC) 2008. MSIC 2008 yang digunakan adalah selaras dengan *International Standard Industrial Classification (ISIC), Revision 4, United Nations Statistics Division*.

6. Wajaran

Bermula daripada suku tahun pertama 2023 wajaran yang digunakan dalam pengiraan Indeks Volum Perdagangan Borong & Runcit adalah merujuk kepada nilai ditambah yang diperolehi daripada Banci Perdagangan Borong & Runcit 2019 (tahun rujukan 2018).

Wajaran industri adalah berpandukan kepada nisbah nilai ditambah terhadap kumpulan dan subsektor masing-masing yang diliputi dalam Banci Perdagangan Borong & Runcit 2019 (tahun rujukan 2018). Wajaran adalah dikira berdasarkan formula berikut:

Di mana :

ialah pembahagian $W_{ij} = \frac{V_{ij}}{V_j}$ relatif bagi industri i terhadap kumpulan j ;

W_{ij} ialah jumlah nilai ditambah bagi industri i terhadap kumpulan j ; dan

V_{ij} ialah jumlah nilai ditambah bagi subsektor utama j

7. Prosedur Pengiraan

Berkuatkuasa mulai penerbitan untuk rujukan suku tahun pertama 2016, kaedah indeks rantaian Laspeyres akan digunakan dalam pengiraan Indeks Volum Perdagangan Borong & Runcit. Ia menggunakan asas rujukan Disember 2015 = 100.

Indeks Volum Perdagangan Borong & Runcit dihitung sebagai indeks rantaian bakul tetap. Ini bermakna bahawa urutan indeks bakul tetap dirantai bersama untuk mewujudkan satu siri masa yang berterusan. Perkara ini perlu untuk mengelakkan perubahan yang tidak dijangka dalam indeks apabila pengemaskinian bakul dilakukan.

Dalam usaha untuk indeks dirantai bersama antara bakul, *annual chain-linked monthly Laspeyres* telah digunakan. Bulan pautan adalah pada Disember 2015.

$$I_{2010:t \text{ dirantai}} = I_{Dis2015:t 2013} \times I_{Dis2015 2010}$$

di mana:

$I_{2010:t \text{ dirantai}}$ adalah indeks rantaian bagi tempoh pemerhatian output t dengan tempoh rujukan output 2010;

$I_{Dis2015:t 2013}$ adalah indeks bagi bulan Disember 2015 dihitung menggunakan bakul 2013;

$I_{Dis2015 2010}$ adalah indeks bagi bulan Disember 2015, dihitung menggunakan bakul 2010.

Dalam kes indeks rantaian, penjumlahan indeks purata berwajaran bagi kumpulan peringkat rendah atau industri adalah tidak sepadan dengan kumpulan peringkat yang lebih tinggi (indeks rantaian tidak berdaya tambah).

Indeks Volum Perdagangan Borong & Runcit disusun dengan menjumlahkan nilai jualan bagi setiap pertubuhan yang berada dalam satu industri yang sama dan mendeflasi dengan deflator harga. Formula Laspeyres digunakan dalam menyusun indeks ini.

Oleh itu, indeks bagi kumpulan i daripada subsektor utama j :

Di mana:
$$I_{ij,t} = \frac{R_{ij,t}}{R_{ij,0}} \times 100$$

$I_{ij,t}$ merujuk kepada pengiraan relatif jualan bagi industri i terhadap kumpulan j pada masa t (tempoh semasa);

$R_{ij,t}$ adalah agregat jualan yang telah dideflasi dengan deflator harga bagi industri i terhadap kumpulan j pada masa t (tempoh semasa); dan

$R_{ij,0}$ adalah purata agregat jualan yang telah dideflasi dengan deflator harga bagi industri i terhadap kumpulan j pada masa 0 (tempoh asas=2010).

Indeks untuk kumpulan j :

Di mana :
$$I_{jt} = \frac{\sum (W_{ij} I_{ijt})}{\sum W_{ij}}$$

$I_{j,t}$ merujuk kepada indeks bagi kumpulan j pada masa t ;

W_{ij} adalah syer relatif bagi nilai ditambah industri i terhadap jumlah nilai ditambah kumpulan j ; dan

$I_{j,t}$ adalah pengiraan indeks bagi industri i terhadap kumpulan j pada masa t .

8. Pendeflasi Harga

Item bagi setiap subsektor dipilih daripada bakul barangan Indeks Harga Pengguna (IHP) dan Indeks Harga Pengeluar (IHPR) dan perubahan harga diperingkat subsektor diukur.

9. Asas Masa

“Tempoh rujukan indeks” di mana indeks diberi nilai 100 adalah tahun 2015. Tempoh asas bagi Indeks Volum Perdagangan Borong & Runcit dikemaskini setiap 5 tahun.

10. Perubahan Peratusan Indeks

Peratus perubahan indeks dikira berdasarkan formula berikut:

$$y_t = \frac{\bar{I}_t - \bar{I}_{t-1}}{I_{t-1}} \times 100$$

Di mana:

y_t merujuk kepada peratus perubahan indeks;

I_t adalah indeks pada masa t (tempoh semasa); dan

I_{t-1} adalah indeks pada masa $t-1$ (tempoh sebelum).

11. Pelarasan Musim

Data siri masa adalah amat berguna untuk ahli ekonomi, pembuat dasar & polisi dan penganalisis siri masa untuk mengenal pasti ciri-ciri penting siri ekonomi seperti arah, *turning point* dan konsistensi antara penunjuk ekonomi yang lain. Kadang-kadang ciri ini sukar untuk diperhatikan kerana pergerakan musim. Oleh itu, sekiranya kesan musim boleh disingkirkan, perilaku data siri ini dapat dilihat dengan lebih baik. Anggaran dan penyingkiran kesan musim dikenali sebagai **pelarasan musim**.

Pelarasan musim adalah satu proses untuk mengenal pasti dan menyingkirkan bentuk pola musim yang biasa berlaku dalam tempoh satu tahun, yang mungkin juga merangkumi pengaruh dari kesan cuti yang bergerak dan hari bekerja/berdagang bagi suatu tempoh. Objektif utama proses ini adalah untuk menunjukkan arah aliran dan pergerakan jangka pendek dalam siri ini.

Di Malaysia, kebanyakan data siri masa terjejas oleh kesan musim. Oleh itu, untuk menghapuskan kesan musim dan juga melaraskan data siri masa ekonomi Malaysia, pakej pelarasan musim standard, X-12 ARIMA telah digunakan oleh Jabatan Perangkaan Malaysia.

Data siri masa ekonomi Malaysia dipengaruhi oleh perayaan utama seperti Aidil Fitri bagi umat Islam, Tahun Baru Cina untuk kaum Cina dan Deepavali untuk kaum India. Tarikh perayaan-perayaan ini tetap mengikut tahun lunar tetapi berbeza-beza mengikut kalendar Gregorian. Oleh itu, untuk menganggar dan menyingkirkan kesan cuti yang bergerak dari data siri masa, satu prosedur telah dibangunkan iaitu *Seasonal Adjustment for Malaysia* (SEAM).

12. Konsep dan Definisi

Konsep dan definisi Perdagangan Borong & Runcit yang diguna pakai dalam penerbitan ini berasaskan saranan di dalam Manual *International Recommendations for Distributive Trade Statistics (IRDTS) 2008* yang diterbitkan oleh *United Nations Statistics Division*.

13. Pertubuhan ditakrifkan sebagai "satu unit ekonomi yang bergiat di bawah satu hak milik atau penguasaan tunggal, iaitu di bawah satu entiti yang sah. Ia menjalankan satu jenis aktiviti ekonomi utama di satu tempat/lokasi fizikal".

14. Perdagangan Borong ditakrifkan sebagai "penjualan semula (tanpa pengubahsuaian) barangan baru dan barangan yang telah digunakan kepada peruncit, pengguna perindustrian, perdagangan, institusi atau profesional; atau kepada pemborong lain; atau bertindak sebagai agen atau broker dalam pembelian barang dagangan untuk, atau menjual dagangan kepada orang atau syarikat berkenaan".

15. Perdagangan Runcit ditakrifkan sebagai "penjualan semula (tanpa pengubahsuaian) barang baru dan terpakai kepada orang awam untuk kegunaan persendirian atau isi rumah".

16. Kenderaan Bermotor meliputi jualan secara borong dan runcit kenderaan bermotor dan motosikal, sama ada baru atau terpakai, jualan alat-alat ganti dan aksesori kenderaan, penyelenggaraan dan pembaikan kenderaan bermotor dan motosikal termasuk mencuci, mengilap dan menunda kenderaan serta kegiatan agen berkomsen yang terlibat dalam jualan.

17. Polisi Pindaan

- Bagi data bulanan, perubahan tertakluk kepada sumber data, semakan adalah t-1 di mana t merujuk kepada bulan semasa.
- Bagi data suku tahunan, perubahan tertakluk kepada sumber data, semakan adalah t-1 di mana t merujuk kepada suku tahun.semasa.
- Bagi data tahunan, perubahan tertakluk kepada sumber data, semakan adalah t-3 di mana t merujuk kepada tahun semasa.

18. Pembundaran

Jumlah bagi komponen mungkin berbeza daripada jumlah besar di jadual penerbitan ini oleh kerana pembundaran angka.

19. Singkatan

QoQ	Suku Tahun ke Suku Tahun
YoY	Tahun ke Tahun
t.t.t.l.	Tidak terkelas di tempat lain
SA	Pelarasan Musim
P	Permulaan
R	Pindaan

TECHNICAL NOTES

1. Introduction

The **Volume Index of Wholesale & Retail Trade** was first developed in 2008 in stages with the Retail Trade and Motor Vehicles. In 2009, the Volume Index of Wholesale Trade was constructed and subsequently the Composite Volume Index of Wholesale & Retail Trade was compiled beginning third quarter 2010. The Volume Index of Wholesale & Retail Trade was released to public commencing for reference of first quarter 2012. The Volume Index of Wholesale & Retail Trade is used to assess the current performance of sales activity in the Wholesale Trade, Retail Trade and Motor Vehicles sub-sectors.

2. Objectives

The objectives of the compilation of the Volume Index of Wholesale & Retail Trade are :

- a. Measure quarterly and annual changes on the pattern and performance of Wholesale, Retail and Motor Vehicles sub-sectors;
- b. Provide relevant and timely information on the performances of distributive trade activities; and
- c. Produce a quick indication of the changes in the trend of consumer spending.

3. Type of Index

The Volume Index of Wholesale & Retail Trade measured in the reference period as compared to the base period, (2015=100).

4. Data Sources

The Volume Index of Wholesale & Retail Trade is compiled from the Monthly Survey of Wholesale & Retail Trade. All establishments covered in survey are selected in the index compilation.

5. Scope and Coverage

The Volume Index of Wholesale & Retail Trade covers 179 industries which encompasses the Volume Index of Wholesale Trade, Retail Trade and Motor Vehicles.

The Volume Index of Wholesale Trade covered seven groups as below:

- a. Wholesale on a fee or contract basis
- b. Wholesale of agricultural raw materials and lives animals
- c. Wholesale of food, beverages and tobacco
- d. Wholesale of household goods
- e. Wholesale of machinery, equipment and supplies
- f. Other specialised wholesale
- g. Non - specialised wholesale trade

The Volume Index of Retail Trade covered nine groups as below:

- a. Retail sale in non-specialised stores
- b. Retail sale of food, beverages and tobacco in specialised stores
- c. Retail sale of automotive fuel in specialised stores
- d. Retail sale of information and communications equipment in specialised stores
- e. Retail sale of other household equipment in specialised stores
- f. Retail sale of cultural and recreation goods in specialised stores

- g. Retail sale of other goods in specialised stores
- h. Retail sale via stalls and markets
- i. Retail trade not in stores, stalls or markets

The Volume Index of Motor Vehicles covered four groups as below:

- a. Sale of motor vehicles
- b. Maintenance and repair of motor vehicles
- c. Sale of motor vehicles parts and accessories
- d. Sale, maintenance and repair of motorcycles and related parts and accessories

The classification of the industry used is based on the Malaysia Standard Industrial Classification (MSIC) 2008. The MSIC 2008 is inline with the International Standard Industrial Classification (ISIC), Revision 4, United Nations Statistics Division.

6. Weights

Commencing first quarter 2023, the weights used in the calculation of the Volume Index of Wholesale & Retail Trade are based on value added obtained from the Wholesale & Retail Trade Census 2019 (reference year 2018).

The weights of the industry are obtained from the ratios of the total value added to the sub-sector and group covered in the Wholesale & Retail Trade Census 2019 (reference year 2018). The weights are computed using the following formula:

$$W_{ij} = \frac{V_{ij}}{V_j}$$

Where :

W_{ij}

is the relative share of industry i to the group j ;

V_{ij}

is the total value added of industry i of group j ; and

V_j

is the total value added of group j .

7. Computational Procedures

Effective with release of publication for the reference of first quarter 2016, Laspeyres Chain Index method will be used in the calculation of the Volume Index of Wholesale & Retail Trade. It employs a December 2015=100 reference base.

The Volume Index of Wholesale & Retail Trade are calculated as a chain of fixed-basket indices. This means that a sequence of fixed-basket indices have been chained together to create a continuous time series. This is necessary to avoid having breaks in an index when a basket update is performed.

In order to chain indices across baskets, annual chain-linked monthly Laspeyres is used. The link month is at December 2015.

$$I_{2010:t \text{ chained}} = I_{\text{Dec2015:t 2013}} \times I_{\text{Dec2015 2010}}$$

where:

$I_{2010:t \text{ chained}}$ is a chained index for the output observation period t with a output reference period equal to 2010;

$I_{\text{Dec2015:t 2013}}$ is an index for December 2015, calculated using the 2013 basket;

$I_{\text{Dec2015 2010}}$ is an index for December 2015, calculated using the 2010 basket.

In the case of the chain index, the weighted averages of indices of lower level groups or industry do not match those of the corresponding upper level groups (the chain index has no additivity).

The Volume Index of Wholesale & Retail Trade is generated by aggregating the sales value of establishments belonging to the same industry and deflated the aggregate value using price deflator. The Laspeyres formula is used to compile these indices.

Thus, index for the sub-sector group i of sub-sector j :

$$I_{ij,t} = \frac{R_{ij,t}}{R_{ij,0}} \times 100$$

Where :

$I_{ij,t}$ refers to the computed sales relative for industry i of group j at time t (current period);

$R_{ij,t}$ is the aggregated sales which deflated with price deflator for industry i of group j at time t (current period); and

$R_{ij,0}$ is the average aggregated sales which is deflated with price deflator for industry i of group j at time 0 (base period=2010).

The index for the group j is :

$$I_{j,t} = \frac{\sum(W_{ij}I_{ijt})}{\sum W_{ij}}$$

Where :

$I_{j,t}$ refers to the index for group j at time t ;

W_{ij} is the relative share of value added industry i to the total value added group j ; and

$I_{ij,t}$ is the aggregated index for industry i of group j at time t .

8. Price Deflator

Items of each sub-sector are selected from the basket of goods of Consumer Price Index (CPI) and Producer Price Index (PPI) and the price changes at sub-sector level are measured.

9. Time Base

The 'index reference period' in which the index is given a value of 100 is the year 2015. The base period for the Volume Index of Wholesale & Retail Trade is revised approximately every 5 years.

10. Index Changes

Percentage change of the index is calculated based on the following formula:

$$y_t = \frac{I_t - I_{t-1}}{I_{t-1}} \times 100$$

Where:

y_t refers to index percentage change;

I_t is the index at time t (current period); and

I_{t-1} is the index at time $t-1$ (previous period).

11. Seasonal Adjustment

Time-series data are very useful for economists, policy & decision makers and time-series analysts to identify the important features of economic series such as direction, turning point and consistency between other economic indicators. Sometimes this feature is difficult to observe because of seasonal movements. Thus, if the seasonal effect can be removed, the real behaviour of the series would be revealed. The estimation and removal of the seasonal effects is known as **seasonal adjustment**.

Seasonal adjustment is a process to identify and to remove the regular within-a-year seasonal pattern, which may also include the influences of moving holidays and working/trading days effect in each period. The ultimate objective of the process is to highlight the underlying trends and short-term movements in the series.

In Malaysia, most of the time series data are affected by seasonal effects. Hence, to eliminate the seasonal effect as well as to seasonally adjust the Malaysian economic time series data, a standard seasonal adjustment package, X-12 ARIMA was used by Department of Statistics, Malaysia.

Malaysian economic time series data are affected by major festivals such as Eid-ul Fitr of the Muslims, Chinese New Year of the Chinese and Deepavali of the Indians. These festivals' dates are fixed according to the lunar year but vary according to the Gregorian calendar. Therefore, to estimate and remove moving holiday effect from time-series data, a procedure was developed, namely Seasonal Adjustment for Malaysia (SEAM).

12. Concepts and Definitions

The concepts and definitions of Wholesale & Retail Trade adopted in this publication is based on the Manual of International Recommendations for Distributive Trade Statistics (IRDTS) 2008 published by the United Nations Statistics Division.

13. An establishment is defined as "an economic unit that engaged in one activity, under a single legal entity and operating in a single physical location".

14. Wholesale Trade refers to "the resale (sale without transformation) of new and used goods to retailers; to industrial, commercial, institutional or professional users; or to other wholesalers; or involves acting as an agent or broker in buying merchandise for, or selling merchandise to, such persons or companies".

15. Retail Trade refers to "the resale (sale without transformation) of new and used goods to the general public for personal or household consumption or utilization."

16. Motor Vehicles refer to activity of wholesale and retail sale of motor vehicles and motorcycles, either new or used, sale of motor vehicle parts and accessories, maintenance and repair of motor vehicles and motorcycles including washing, polishing and towing as well as commission agents.

17. REVISION POLICY

- *For monthly data, subject to changes in data source, revision is t-1 where t refers to current month.*
- *For quarterly data, subject to changes in data source, revision is t-1 where t refers to current quarter.*
- *For annual data, subject to changes in data source, revision is t-3 where t refers to current year.*

18. Rounding

The sum of components may not add up to the total in the tables presented in this publication due to rounding.

19. Abbreviation

QoQ	Quarter-on-Quarter
YoY	Year-on-Year
n.e.c.	Not elsewhere classified
SA	Seasonal Adjustment
P	Preliminary
R	Revision

LAMPIRAN
APPENDIX

Muka surat ini sengaja dibiarkan kosong
This page is deliberately left blank

LAMPIRAN / APPENDIX

Piawaian Klasifikasi Industri Malaysia 2008 Ver. 1.0 / Malaysia Standard Industrial Classification 2008 Ver. 1.0

Perdagangan Borong <i>Wholesale Trade</i>			
BAHAGIAN <i>DIVISION</i>	KUMPULAN <i>GROUP</i>	PERKARA <i>ITEM</i>	KETERANGAN <i>DESCRIPTION</i>
46	461		Jualan borong berdasarkan kontrak atau yuran <i>Wholesale on a fee or contract basis</i>
		46100	Jualan borong berdasarkan kontrak atau yuran <i>Wholesale on a fee or contract basis</i>
	462		Jualan borong bahan mentah pertanian dan haiwan hidup <i>Wholesale of agricultural raw materials and live animals</i>
		46201	Jualan borong getah <i>Wholesale of rubber</i>
		46202	Jualan borong minyak kelapa sawit <i>Wholesale of palm oil</i>
		46203	Jualan borong kayu balak dan kayu kayan <i>Wholesale of lumber and timber</i>
		46204	Jualan borong bunga-bunga dan tumbuh-tumbuhan <i>Wholesale of flowers and plants</i>
		46205	Jualan borong ternakan <i>Wholesale of livestock</i>
		46209	Jualan borong bahan mentah pertanian dan haiwan hidup t.t.t.l <i>Wholesale of agricultural raw material and live animals n.e.c</i>
	463		Jualan borong makanan, minuman dan tembakau <i>Wholesale of food, beverages and tobacco</i>
		46311	Jualan borong daging, unggas dan telur <i>Wholesale of meat, poultry and eggs</i>
		46312	Jualan borong ikan dan lain-lain makanan laut <i>Wholesale of fish and other seafood</i>
		46313	Jualan borong buah-buahan <i>Wholesale of fruits</i>
		46314	Jualan borong sayur-sayuran <i>Wholesale of vegetables</i>
		46319	Jualan borong daging, ikan, buah-buahan dan sayur-sayuran t.t.t.l <i>Wholesale of meat, fish, fruits and vegetables n.e.c</i>
		46321	Jualan borong beras, bijirin lain, tepung dan gula <i>Wholesale of rice, other grains, flour and sugars</i>
		46322	Jualan borong hasil tenusu <i>Wholesale of dairy products</i>
		46323	Jualan borong konfeksi <i>Wholesale of confectionary</i>
		46324	Jualan borong biskut, kek, roti dan produk bakeri lain <i>Wholesale of biscuits, cakes, breads and other bakery products</i>
		46325	Jualan borong kopi, teh dan minuman lain <i>Wholesale of coffee, tea, cocoa and other beverages</i>

Perdagangan Borong			
<i>Wholesale Trade</i>			
BAHAGIAN	KUMPULAN	PERKARA	KETERANGAN
<i>DIVISION</i>	<i>GROUP</i>	<i>ITEM</i>	<i>DESCRIPTION</i>
		46326	Jualan borong bir, wain dan spirit <i>Wholesale of beer, wine and spirits</i>
		46327	Jualan borong tembakau, cerut, rokok <i>Wholesale of tobacco, cigar, cigarettes</i>
		46329	Jualan borong bahan makanan lain <i>Wholesale of other foodstuffs</i>
	464		Jualan borong barangan isi rumah <i>Wholesale of household goods</i>
		46411	Jualan borong benang dan fabrik <i>Wholesale of yarn and fabrics</i>
		46412	Jualan borong linen, tuala dan selimut isi rumah <i>Wholesale of household linen, towels, blankets</i>
		46413	Jualan borong pakaian <i>Wholesale of clothing</i>
		46414	Jualan borong aksesori pakaian <i>Wholesale of clothing accessories</i>
		46415	Jualan borong pakaian daripada bulu binatang <i>Wholesale of fur articles</i>
		46416	Jualan borong kasut <i>Wholesale of footwear</i>
		46417	Jualan borong bahan jahitan <i>Wholesale of haberdashery</i>
		46419	Jualan borong tekstil, pakaian, t.t.t.l <i>Wholesale of textiles, clothing n.e.c</i>
		46421	Jualan borong barangan farmaseutikal dan perubatan <i>Wholesale of pharmaceutical and medical goods</i>
		46422	Jualan borong pewangi, kosmetik, sabun dan kelengkapan dandanan diri <i>Wholesale of perfumeries, cosmetics, soap and toiletries</i>
		46431	Jualan borong basikal dan komponen (termasuk alat ganti) dan aksesori <i>Wholesale of bicycles and their parts and accessories</i>
		46432	Jualan borong barangan fotografi dan optic <i>Wholesale of photographic and optical goods</i>
		46433	Jualan borong barangan kulit dan aksesori kembara <i>Wholesale of leather goods and travel accessories</i>
		46434	Jualan borong peralatan muzik, permainan dan barang mainan, barangan sukan <i>Wholesale of musical instruments, games and toys, sports goods</i>
		46441	Jualan borong kraftangan dan bunga tiruan <i>Wholesale of handicrafts and artificial flowers</i>
		46442	Jualan borong bunga keratan dan tumbuhan <i>Wholesale of cut flowers and plants</i>

Perdagangan Borong <i>Wholesale Trade</i>			
BAHAGIAN <i>DIVISION</i>	KUMPULAN <i>GROUP</i>	PERKARA <i>ITEM</i>	KETERANGAN <i>DESCRIPTION</i>
		46443	Jualan borong jam tangan dan jam dinding <i>Wholesale of watches and clocks</i>
		46444	Jualan borong barang kemas <i>Wholesale of jewellery</i>
		46491	Jualan borong perabot isi rumah <i>Wholesale of household furniture</i>
		46492	Jualan borong perkakas isi rumah <i>Wholesale of household appliances</i>
		46493	Jualan borong peralatan lampu <i>Wholesale of lighting equipment</i>
		46494	Jualan borong perkakas dapur dan kutleri, pinggan mangkuk, barangan kaca dan barangan tembikar <i>Wholesale of household utensils and cutlery, crockery, glassware, chinaware and pottery</i>
		46495	Jualan borong barangan kayu, anyaman rotan dan barangan gabus <i>Wholesale of woodenware, wickerwork and corkware</i>
		46496	Jualan borong barangan elektrik dan elektronik <i>Wholesale of electrical and electronic goods</i>
		46497	Jualan borong alat tulis, buku, majalah dan surat khabar <i>Wholesale of stationery, books, magazines and newspaper</i>
		46499	Jualan borong lain-lain barangan isi rumah t.t.t.l <i>Wholesale of other household goods n.e.c</i>
	465		Jualan borong jentera, peralatan dan bekalan <i>Wholesale of machinery, equipment and supplies</i>
		46510	Jualan borong perkakasan komputer, perisian dan peranti <i>Wholesale of computer hardware, software and peripherals</i>
		46521	Jualan borong kelengkapan telefon dan telekomunikasi, telefon selular, alat kelui <i>Wholesale of telephone and telecommunications equipment, cell phones, pagers</i>
		46522	Jualan borong komponen elektronik dan aksesori pendawaian <i>Wholesale of electronic components and wiring accessories</i>
		46531	Jualan borong jentera, kelengkapan dan bekalan pertanian <i>Wholesale of agricultural machinery, equipment and supplies</i>
		46532	Jualan borong jentera pemotong rumput sebarang cara operasi <i>Wholesale of lawn movers howewer operated</i>
		46591	Jualan borong mesin pejabat dan kelengkapan perniagaan, kecuali komputer dan kelengkapan peranti komputer (peripheral) <i>Wholesale of office machinery and business equipment, except computers and computer peripheral equipment</i>
		46592	Jualan borong perabot pejabat <i>Wholesale of office furniture</i>
		46593	Jualan borong peralatan mesin berkawalan komputer <i>Wholesale of computer-controlled machines tools</i>
		46594	Jualan borong jentera, kelengkapan dan bekalan perindustrian <i>Wholesale of industrial machinery, equipment and supplies</i>

Perdagangan Borong <i>Wholesale Trade</i>			
BAHAGIAN <i>DIVISION</i>	KUMPULAN <i>GROUP</i>	PERKARA <i>ITEM</i>	KETERANGAN <i>DESCRIPTION</i>
		46595	Jualan borong jentera dan kelengkapan pembinaan dan kejuruteraan awam <i>Wholesale of construction and civil engineering machinery and equipment</i>
		46596	Jualan borong lif, eskalator, penghawa dingin, kelengkapan keselamatan dan pemadam api <i>Wholesale of lift escalators, air-conditioning, security and fire fighting equipment</i>
		46599	Jualan borong lain-lain jentera untuk kegunaan industri, perdagangan dan pengemudian dan lain-lain perkhidmatan t.t.t.l <i>Wholesale of other machinery for use in industry, trade and navigation and other services n.e.c</i>
	466		Lain-lain pengkhususan jualan borong <i>Other specialised wholesale</i>
		46611	Jualan borong petrol, diesel, pelincir <i>Wholesale of petrol, diesel, lubricants</i>
		46612	Jualan borong gas petroleum cecair <i>Wholesale of liquefied petroleum gas</i>
		46619	Jualan borong bahan api pepejal, cecair dan gas dan produk berkaitan t.t.t.l <i>Wholesale of other solid, liquid and gaseous fuels and related products n.e.c</i>
		46621	Jualan borong bijih besi dan bukan besi dan logam <i>Wholesale of ferrous and non-ferrous metal ores and metals</i>
		46622	Jualan borong bijih besi dan bukan besi dan logam separuh siap dan produk t.t.t.l <i>Wholesale of ferrous and non-ferrous semi-finished metal ores and products n.e.c</i>
		46631	Jualan borong kayu balak, kayu bergergaji, papan lapis, venier dan produk berkaitan <i>Wholesale of logs, sawn timber, plywood, veneer and related products</i>
		46632	Jualan borong cat dan varnish <i>Wholesale of paints and varnish</i>
		46633	Jualan borong bahan pembinaan <i>Wholesale of construction materials</i>
		46634	Jualan borong kelengkapan dan lekapan <i>Wholesale of fittings and fixtures</i>
		46635	Jualan borong pemanas air <i>Wholesale of hot water heaters</i>
		46636	Jualan borong pemasangan dan peralatan kebersihan <i>Wholesale of sanitary installation and equipment</i>
		46637	Jualan borong alatan <i>Wholesale of tools</i>
		46639	Jualan borong dan bekalan lain-lain bahan binaan, hardwer, peralatan paip dan alat pemanas t.t.t.l <i>Wholesale of other construction materials, hardware, plumbing and heating equipment and supplies n.e.c</i>
		46691	Jualan borong bahan kimia industri <i>Wholesale of industrial chemicals</i>

Perdagangan Borong			
<i>Wholesale Trade</i>			
BAHAGIAN	KUMPULAN	PERKARA	KETERANGAN
<i>DIVISION</i>	<i>GROUP</i>	<i>ITEM</i>	<i>DESCRIPTION</i>
		46692	Jualan borong baja dan produk agrokimia <i>Wholesale of fertilizers and agrochemical products</i>
		46693	Jualan borong bahan plastik dalam bentuk asal <i>Wholesale of plastic materials in primary forms</i>
		46694	Jualan borong sekerap getah <i>Wholesale of rubber scrap</i>
		46695	Jualan borong gentian tekstil <i>Wholesale of textile fibres</i>
		46696	Jual borong kertas secara pukal, bahan pembungkusan <i>Wholesale of paper in bulk, packaging materials</i>
		46697	Jual borong batu permata berharga <i>Wholesale of precious stones</i>
		46698	Jual borong bahan buangan dan sekerap dan bahan lain sama ada logam dan bukan logam untuk kitar semula <i>Wholesale of metal and non-metal waste and scrap and materials for recycling</i>
		46699	Meleraikan bahagian kenderaan, komputer, televisyen dan peralatan lain untuk mendapatkan bahagian yang boleh digunakan dan jual semula <i>Dismantling of automobiles, computer, televisions and other equipment to obtain and re-sell usable parts</i>
	469		Perdagangan borong tanpa pengkhususan <i>Non-specialised wholesale trade</i>
		46901	Jualan borong ikan akuarium, burung dan haiwan peliharaan <i>Wholesale of aquarium fishes, pet birds and animals</i>
		46902	Jualan borong makanan haiwan/haiwan peliharaan <i>Wholesale of animal/pet food</i>
		46909	Jualan borong pelbagai jenis barang tanpa pengkhususan tertentu t.t.t.l <i>Wholesale of variety of goods without any particular specialisation n.e.c</i>

Perdagangan Runcit <i>Retail Trade</i>			
BAHAGIAN <i>DIVISION</i>	KUMPULAN <i>GROUP</i>	PERKARA <i>ITEM</i>	KETERANGAN <i>DESCRIPTION</i>
47	471		Jualan runcit di kedai bukan pengkhususan <i>Retail sale in non-specialised stores</i>
		47111	Kedai runcit <i>Provision stores</i>
		47112	Pasar raya <i>Supermarket</i>
		47113	Pasar mini <i>Mini market</i>
		47114	Kedai 'convenience' <i>Convenience stores</i>
		47191	Gedung serbaneka <i>Department stores</i>
		47192	Gedung serbaneka dan pasar raya <i>Department stores and supermarket</i>
		47193	Pasar raya besar (Hypermarket) <i>Hypermarket</i>
		47194	Agen surat khabar dan kedai pelbagai barangan <i>News agent and miscellaneous goods store</i>
		47199	Jualan runcit lain di kedai tanpa pengkhususan t.t.t.l <i>Other retail sale in non-specialised stores n.e.c</i>
	472		Jualan runcit makanan, minuman dan tembakau di kedai pengkhususan <i>Retail sale of food, beverages and tobacco in specialised stores</i>
		47211	Jualan runcit beras, tepung, bijirin lain dan gula <i>Retail sale of rice, flour, other grains and sugars</i>
		47212	Jualan runcit sayur-sayuran dan buah-buahan segar atau diawet <i>Retail sale of fresh or preserved vegetables and fruits</i>
		47213	Jualan runcit produk tenusu dan telur <i>Retail sale of dairy products and eggs</i>
		47214	Jualan runcit daging dan produk daging (unggas) <i>Retail sale of meat and meat products (including poultry)</i>
		47215	Jualan runcit ikan dan makanan laut lain dan lain-lain produk yang berkaitan <i>Retail sale of fish, other seafood and products thereof</i>
		47216	Jualan runcit produk bakeri dan konfeksi <i>Retail sale of bakery products and sugar confectionery</i>
		47217	Jualan runcit mi, kueh teow, mihun, kulit wantan dan produk makanan lain yang dihasilkan daripada tepung atau soya <i>Retail sale of mee, kuey teow, mee hoon, wantan skins and other food products made from flour or soya</i>

Perdagangan Runcit			
<i>Retail Trade</i>			
BAHAGIAN <i>DIVISION</i>	KUMPULAN <i>GROUP</i>	PERKARA <i>ITEM</i>	KETERANGAN <i>DESCRIPTION</i>
		47219	Jualan runcit produk makanan lain t.t.t.l <i>Retail sale of other food products n.e.c</i>
		47221	Jualan runcit bir, wain dan spirit <i>Retail sale of beer, wine and spirits</i>
		47222	Jualan runcit teh, kopi, minuman ringan, air mineral dan minuman lain <i>Retail sale of tea, coffee, soft drinks, mineral water and other beverages</i>
		47230	Jualan runcit produk tembakau di kedai khusus <i>Retail sale of tobacco products in specialised store</i>
	473		Jualan runcit di kedai khusus yang menjual bahan api kenderaan <i>Retail sale of automotive fuel in specialised stores</i>
		47300	Jualan runcit bahan api kenderaan di kedai khusus <i>Retail sale of automotive fuel in specialised store</i>
	474		Jualan runcit di kedai khusus yang menjual peralatan komunikasi dan maklumat <i>Retail sale of information and communication equipment in specialised stores</i>
		47411	Jualan runcit komputer, peralatan dan kelengkapan komputer <i>Retail sale of computers, computer equipment and supplies</i>
		47412	Jualan runcit konsol permainan video dan perisian bukan ditempah khas <i>Retail sale of video game consoles and non-customised software</i>
		47413	Jualan runcit di peralatan telekomunikasi <i>Retail sale of telecommunication equipment</i>
		47420	Jualan runcit peralatan audio dan video di kedai pengkhususan <i>Retail sale of audio and video equipment in specialised store</i>
	475		Jualan runcit di kedai khusus yang menjual peralatan lain isi rumah <i>Retail sale of other household equipment in specialised stores</i>
		47510	Jualan runcit di kedai khusus yang menjual tekstil <i>Retail sale of textiles in specialised stores</i>
		47520	Jualan runcit bahan binaan, perkakasan, cat dan kaca <i>Retail sale of construction materials, hardware, paints and glass</i>
		47531	Jualan runcit karpet dan hamparan <i>Retail sale of carpets and rugs</i>
		47532	Jualan runcit langsir dan net <i>Retail sale of curtain and net curtain</i>
		47533	Jualan runcit kertas dinding dan alas lantai <i>Retail sale of wallpaper and floor coverings</i>
		47591	Jualan runcit perabot isi rumah <i>Retail sale of household furniture</i>

Perdagangan Runcit <i>Retail Trade</i>			
BAHAGIAN <i>DIVISION</i>	KUMPULAN <i>GROUP</i>	PERKARA <i>ITEM</i>	KETERANGAN <i>DESCRIPTION</i>
		47592	Jualan runcit peralatan lampu <i>Retail sale of articles for lighting</i>
		47593	Jualan runcit perkakasan isi rumah, perkakas dapur dan kutleri, pinggan mangkuk, barangan kaca dan barangan tembikar <i>Retail sale of household utensils and cutlery, crockery, glassware, chinaware and pottery</i>
		47594	Jualan runcit kayu, barangan gabus dan barangan anyaman rotan <i>Retail sale of wood, cork goods and wickerwork goods</i>
		47595	Jualan runcit perkakas isi rumah <i>Retail sale of household appliances</i>
		47596	Jualan runcit peralatan muzik dan skor <i>Retail sale of musical instruments and scores</i>
		47597	Jualan runcit sistem keselamatan <i>Retail sale of security systems</i>
		47598	Jualan runcit barangan dan peralatan isi rumah t.t.t.l <i>Retail sale of household articles and equipment n.e.c</i>
	476		Jualan runcit di kedai khusus yang menjual barangan kesenian dan rekreasi <i>Retail sale of cultural and recreation goods in specialised stores</i>
		47611	Jualan runcit bekalan dan peralatan pejabat <i>Retail sale of office supplies and equipment</i>
		47612	Jualan runcit buku, surat khabar dan alat tulis <i>Retail sale of books, newspapers and stationery</i>
		47620	Jualan runcit rekod muzik, pita audio, cakera padat, kaset, pita video, VCD dan DVD, pita dan cakera kosong <i>Retail sale of musical records, audio tapes, compact discs, cassettes, video tapes, VCDs and DVDs, blank tapes and discs</i>
		47631	Jualan runcit barangan dan peralatan sukan <i>Retail sale of sports goods and equipments</i>
		47632	Jualan runcit peralatan memancing <i>Retail sale of fishing equipment</i>
		47633	Jualan runcit barangan perkhemahan <i>Retail sale of camping goods</i>
		47634	Jualan runcit bot dan peralatannya <i>Retail sale of boats and equipments</i>

Perdagangan Runcit <i>Retail Trade</i>			
BAHAGIAN <i>DIVISION</i>	KUMPULAN <i>GROUP</i>	PERKARA <i>ITEM</i>	KETERANGAN <i>DESCRIPTION</i>
		47635	Jualan runcit basikal dan komponen (termasuk alat ganti) dan aksesori yang berkaitan <i>Retail sale of bicycles and related parts and accessories</i>
		47640	Jualan runcit permainan dan barang mainan, diperbuat dari pelbagai bahan <i>Retail sale of games and toys, made of all materials</i>
	477		Jualan runcit di kedai khusus yang menjual barangan lain <i>Retail sale of other goods in specialised stores</i>
		47711	Jualan runcit pakaian, artikel bagi bulu binatang dan aksesori pakaian <i>Retail sale of articles of clothing, articles of fur and clothing accessories</i>
		47712	Jualan runcit kasut <i>Retail sale of footwear</i>
		47713	Jualan runcit barangan kulit, aksesori kulit serta gantian kulit <i>Retail sale of leather goods, accessories of leather and leather substitutes</i>
		47721	Jualan runcit di kedai khusus yang menjual barang farmaseutikal, perubatan dan ortopedik <i>Stores specialised in retail sale of pharmaceuticals, medical and orthopaedic goods</i>
		47722	Jualan runcit di kedai khusus yang menjual pewangi, kosmetik dan kelengkapan dandanan diri <i>Stores specialised in retail sale of perfumery, cosmetic and toilet articles</i>
		47731	Jualan runcit peralatan fotografi dan kepersisan <i>Retail sale of photographic and precision equipment</i>
		47732	Jualan runcit jam tangan dan jam dinding <i>Retail sale of watches and clocks</i>
		47733	Jualan runcit barang kemas <i>Retail sale of jewellery</i>
		47734	Jualan runcit bunga, tumbuhan, biji benih dan baja <i>Retail sale of flowers, plants, seeds, fertilizers</i>
		47735	Jualan runcit cenderahati, kraftangan dan barang keagamaan <i>Retail sale of souvenir, craftwork and religious articles</i>
		47736	Jualan runcit minyak tanah, gas memasak, batu arang dan kayu api <i>Retail sale of household fuel oil, cooking gas, coal and fuel wood</i>
		47737	Jualan runcit cermin mata dan barang optik lain <i>Retail sale of spectacles and other optical goods</i>
		47738	Jualan runcit ikan akuarium, haiwan peliharaan dan makanannya <i>Retail sale of aquarium fishes, pet animals and pet food</i>

Perdagangan Runcit <i>Retail Trade</i>			
BAHAGIAN <i>DIVISION</i>	KUMPULAN <i>GROUP</i>	PERKARA <i>ITEM</i>	KETERANGAN <i>DESCRIPTION</i>
		47739	Jualan runcit di kedai khusus yang menjual barang baru lain t.t.t.l <i>Other retail sale of new goods in specialised stores n.e.c</i>
		47741	Jualan runcit buku terpakai <i>Retail sale of second-hand books</i>
		47742	Jualan runcit barang elektrik dan elektronik terpakai <i>Retail sale of second-hand electrical and electronic goods</i>
		47743	Jualan runcit barang antik <i>Retail sale of antiques</i>
		47744	Aktiviti pusat lelongan (runcit) <i>Activities of auctioning houses (retail)</i>
		47749	Jualan runcit barangan terpakai t.t.t.l <i>Retail sale of second-hand goods n.e.c</i>
	478		Jualan runcit di gerai dan pasar <i>Retail sale via stalls and markets</i>
		47810	Jualan runcit makanan, minuman dan produk tembakau di gerai atau pasar <i>Retail sale of food, beverages and tobacco products via stalls or markets</i>
		47820	Jualan runcit tekstil, baju dan kasut di gerai atau pasar <i>Retail sale of textiles, clothing and footwear via stalls or markets</i>
		47891	Jualan runcit permaidani dan di gerai dan pasar <i>Retail sale of carpets and rugs via stalls or markets</i>
		47892	Jualan runcit buku di gerai atau pasar <i>Retail sale of books via stalls or markets</i>
		47893	Jualan runcit alat permainan dan barang mainan di gerai atau pasar <i>Retail sale of games and toys via stalls or markets</i>
		47894	Jualan runcit peralatan isi rumah dan barang elektronik di gerai atau pasar <i>Retail sale of household appliances and consumer electronics via stall or markets</i>
		47895	Jualan runcit rekod muzik dan video di gerai atau pasar <i>Retail sale of music and video recordings via stall or markets</i>

Perdagangan Runcit <i>Retail Trade</i>			
BAHAGIAN <i>DIVISION</i>	KUMPULAN <i>GROUP</i>	PERKARA <i>ITEM</i>	KETERANGAN <i>DESCRIPTION</i>
	479		Jualan runcit bukan di kedai, gerai atau pasar <i>Retail trade not in stores, stalls or markets</i>
		47911	Jualan runcit sebarang jenis produk melalui pesanan mel <i>Retail sale of any kind of products by mail order</i>
		47912	Jualan runcit sebarang jenis produk melalui internet <i>Retail sale of any kind of product over the Internet</i>
		47913	Jualan langsung melalui televisyen, radio dan telefon <i>Direct sale via television, radio and telephone</i>
		47914	Jualan runcit lelongan melalui internet <i>Internet retail auctions</i>
		47991	Jualan runcit sebarang jenis produk melalui jualan langsung atau penjualan dari pintu ke pintu <i>Retail sale of any kind of product by direct sales or door-to-door sales persons</i>
		47992	Jualan runcit sebarang jenis produk melalui mesin layan diri (vending machine) <i>Retail sale of any kind of product through vending machines</i>
		47999	Jualan runcit lain bukan di kedai, gerai atau pasar t.t.t.l <i>Other retail sale not in stores, stalls or markets n.e.c</i>

Kendaraan Bermotor <i>Motor Vehicles</i>			
BAHAGIAN <i>DIVISION</i>	KUMPULAN <i>GROUP</i>	PERKARA <i>ITEM</i>	KETERANGAN <i>DESCRIPTION</i>
45	451		Jualan kendaraan bermotor <i>Sale of motor vehicles</i>
		45101	Jualan borong dan runcit kendaraan bermotor baru <i>Wholesale and retail of new motor vehicles</i>
		45102	Jualan borong dan runcit kendaraan bermotor terpakai <i>Wholesale and retail of used motor vehicles</i>
		45103	Jualan kendaraan industri, komersial dan pertanian - baru <i>Sale of industrial, commercial and agriculture vehicles - new</i>
		45104	Jualan kendaraan industri, komersial dan pertanian - terpakai <i>Sale of industrial, commercial and agriculture vehicles - used</i>
		45105	Jualan oleh agen komisen <i>Sale of commission agents</i>
		45106	Lelongan kereta <i>Car auctions</i>
		45109	Jualan lain-lain kendaraan bermotor t.t.t.l <i>Sale of other motor vehicles n.e.c</i>
	452		Penyelenggaraan dan perbaikan kendaraan bermotor <i>Maintenance and repair of motor vehicles</i>
		45201	Penyelenggaraan dan perbaikan kendaraan bermotor <i>Maintenance and repair of motor vehicles</i>
		45202	Menyembur dan mengecat <i>Spraying and painting</i>
		45203	Mencuci dan mengilap (cuci kereta) <i>Washing and polishing (car wash)</i>
		45204	Pembaikan tempat duduk kendaraan bermotor <i>Repair or motor vehicle seats</i>
		45205	Pemasangan komponen (termasuk alat ganti) dan aksesori bukan sebahagian daripada proses pembuatan <i>Installation of parts and accessories not as part of the manufacturing process</i>
	453		Jualan komponen (termasuk alat ganti) dan aksesori kendaraan bermotor <i>Sale of motor vehicle parts and accessories</i>
		45300	Jualan borong dan runcit semua jenis komponen, alat ganti, bekalan, peralatan dan aksesori kendaraan bermotor <i>Wholesale and retail sale of all kinds of parts, components, supplies, tools and accessories for motor vehicles</i>

Kenderaan Bermotor <i>Motor Vehicles</i>			
BAHAGIAN <i>DIVISION</i>	KUMPULAN <i>GROUP</i>	PERKARA <i>ITEM</i>	KETERANGAN <i>DESCRIPTION</i>
	454		Jualan, penyelenggaraan dan pembaikan motosikal dan komponen (termasuk alat ganti) dan aksesori berkaitan <i>Sale, maintenance and repair of motorcycles and related parts and accessories</i>
		45401	Jualan borong dan runcit motosikal <i>Wholesale and retail sale of motorcycles</i>
		45402	Jualan borong dan runcit komponen (termasuk alat ganti) dan aksesori motosikal <i>Wholesale and retail sale of parts and accessories for motorcycles</i>
		45403	Pembaikan dan penyelenggaraan motosikal <i>Repair and maintenance of motorcycles</i>



20 OCT 2016-2030



**MALAYSIA
MADANI**

www.dosm.gov.my



@StatsMalaysia