



KEMENTERIAN EKONOMI
JABATAN PERANGKAAN MALAYSIA

PERANGKAAN PEMBUATAN BULANAN MONTHLY MANUFACTURING STATISTICS

MAC 2023
MARCH

Dikeluarkan pada: 9 MEI 2023
Released on: 9 MAY

PEMAKLUMAN / ANNOUNCEMENT

Jabatan Perangkaan Malaysia (DOSM) sedang menjalankan Banci Ekonomi pada tahun 2023. DOSM amat menghargai kerjasama daripada responden untuk memberikan maklumat kepada DOSM serta menjayakan banci ini. Sila layari www.dosm.gov.my untuk maklumat lanjut.

DOSM telah melancarkan OpenDOSM NextGen sebagai medium yang menyediakan katalog data dan visualisasi bagi memudahkan pengguna menganalisis pelbagai data. OpenDOSM NextGen ialah platform perkongsian data sumber terbuka dan boleh diakses melalui portal <https://open.dosm.gov.my>.

Dimaklumkan bahawa Kerajaan Malaysia telah mengistiharkan Hari Statistik Negara (MyStats Day) pada 20 Oktober setiap tahun. Tema sambutan MyStats Day adalah "Connecting the World with Data We Can Trust".

The Department of Statistics Malaysia (DOSM) is conducting the Economic Census in 2023. DOSM greatly appreciates the cooperation of respondents to provide information and ensuring the success of this census. Please visit www.dosm.gov.my for more information.

DOSM has launched OpenDOSM NextGen as a medium that provides a catalogue of data and visualisation to facilitate users in analysing various data. OpenDOSM NextGen is an open source data sharing platform and accessible through <https://open.dosm.gov.my> portal.

Please be informed that the Government of Malaysia has declared National Statistics Day (MyStats Day) on October 20 each year. MyStats Day theme is "Connecting the World with Data We Can Trust".

JABATAN PERANGKAAN MALAYSIA
DEPARTMENT OF STATISTICS MALAYSIA

Diterbitkan dan dicetak oleh / *Published and printed by:*

Jabatan Perangkaan Malaysia

Department of Statistics Malaysia

Blok C7, Kompleks C,

Pusat Pentadbiran Kerajaan Persekutuan

62514 Putrajaya,

MALAYSIA

Tel.	:	03-8885 7000
Faks/Fax	:	03-8888 9248
Portal	:	https://www.dosm.gov.my
Facebook / Twitter / Instagram / YouTube	:	StatsMalaysia
Emel/Email	:	info@dosm.gov.my (pertanyaan umum / <i>general enquiries</i>)
		data@dosm.gov.my (pertanyaan & permintaan data / <i>data request & enquiries</i>)
Harga/Price	:	RM10.00

Diterbitkan pada Mei 2023 / *Published in May 2023*

Hakcipta terpelihara / All rights reserved.

Tiada bahagian daripada terbitan ini boleh diterbitkan semula, disimpan untuk pengeluaran atau ditukar dalam apa-apa bentuk atau alat apa jua pun kecuali setelah mendapat kebenaran daripada Jabatan Perangkaan Malaysia. Pengguna yang mengeluarkan sebarang maklumat dari terbitan ini sama ada yang asal atau diolah semula hendaklah meletakkan kenyataan berikut:

“Sumber: Jabatan Perangkaan Malaysia”.

No part of this publication may be reproduced or distributed in any form or by any means or stored in database without the prior written permission from Department of Statistics, Malaysia. Users reproducing content of this publication with or without adaptation should quote the following.

“Source: Department of Statistics Malaysia”.

ISSN 0128-3499



Penerbitan ini memaparkan perangkaan nilai jualan, bilangan pekerja bergaji dan gaji & upah secara bulanan berdasarkan Survei Pembuatan Bulanan. Objektif utama penerbitan ini adalah untuk menyediakan data aliran terkini sektor Pembuatan bagi membantu pengguna dalam perancangan, penggubalan dasar dan membuat keputusan.

Ringkasan penemuan dan jadual perangkaan yang terperinci masing-masing dipaparkan pada bahagian pertama dan kedua penerbitan ini. Sementara itu, aspek-aspek teknikal yang digunakan seperti skop dan liputan dan konsep dan definisi juga disediakan pada Bahagian ketiga bagi membantu pengguna memahami statistik yang diterbitkan.

Jabatan Perangkaan Malaysia merakamkan penghargaan atas kerjasama yang diberikan oleh responden dan juga semua pihak yang telah menyumbang secara langsung dan tidak langsung dalam menjayakan penerbitan ini. Sebarang maklum balas dan cadangan untuk penambahbaikan penerbitan ini pada masa akan datang amat dihargai.

Dato' Sri Dr. Mohd Uzir Mahidin

Ketua Perangkawan Malaysia

Mei 2023

PREFACE



This publication presents monthly statistics on sales value, number of employees and salaries & wages based on the Monthly Manufacturing Survey. The main objective of this publication is to provide statistics on the latest trends of the Manufacturing sector to assist users in the planning, formulation of policies and decision making.

The summary findings and detailed statistical tables are highlighted in the first and second part of this publication respectively. Meanwhile, the technical aspects used such as scope and coverage and concepts and definitions are provided in the third part to assist users to understand the published statistics.

The Department of Statistics, Malaysia gratefully acknowledges the co-operation rendered by the respondents as well as all parties who have contributed directly and indirectly in making this publication a success. Any feedback and suggestion towards improving future publication is highly appreciated.

Dato' Sri Dr. Mohd Uzir Mahidin

Chief Statistician Malaysia

May 2023



	Muka Surat <i>Page</i>
Kata Pengantar / Preface	i - ii
Kandungan / Contents	iii - iv
Kalendar Awalan Keluaran 2023 / Advance Release Calendar 2023	v
Penemuan Utama / Main Findings	
Ringkasan Penemuan Perangkaan Pembuatan Bulanan (PPB), Mei 2023 <i>Summary of Findings Monthly Manufacturing Statistics (MMS), May 2023</i>	1 - 8
Jadual / Tables	
1 Perangkaan Utama Bagi Sektor Pembuatan <i>Principal Statistics of Manufacturing Sector</i>	9
1.1a Nilai Jualan Sektor Pembuatan Mengikut Subsektor <i>Sales Value of Manufacturing Sector by Sub-sector</i>	10 - 11
1.1b Nilai Jualan Sektor Pembuatan Mengikut Subsektor: Perubahan Peratusan Tahunan <i>Sales Value of Manufacturing Sector by Sub-sector: Annual Percentage Change</i>	12 - 13
1.1c Nilai Jualan Sektor Pembuatan Mengikut Subsektor: Perubahan Peratusan Bulanan/Suku Tahunan <i>Sales Value of Manufacturing Sector by Sub-sector: Monthly/Quarterly Percentage Change</i>	14 - 15
1.2a Bilangan Pekerja Bergaji Sektor Pembuatan Mengikut Subsektor <i>Number of Paid Employees of Manufacturing Sector by Sub-sector</i>	16 - 19
1.2b Bilangan Pekerja Bergaji Sektor Pembuatan Mengikut Subsektor: Perubahan Peratusan Tahunan <i>Number of Paid Employees of Manufacturing Sector by Sub-sector: Annual Percentage Change</i>	20 - 21
1.2c Bilangan Pekerja Bergaji Sektor Pembuatan Mengikut Subsektor: Perubahan Peratusan Bulanan/Suku Tahunan <i>Number of Paid Employees of Manufacturing Sector by Sub-sector: Monthly/Quarterly Percentage Change</i>	22 - 23
1.3a Gaji dan Upah yang Dibayar Sektor Pembuatan Mengikut Subsektor <i>Salaries and Wages Paid of Manufacturing Sector by Sub-sector</i>	24 - 25
1.3b Gaji dan Upah yang Dibayar Sektor Pembuatan Mengikut Subsektor: Perubahan Peratusan Tahunan <i>Salaries and Wages Paid of Manufacturing Sector by Sub-sector: Annual Percentage Change</i>	26 - 27



Jadual / Tables

1.3c	Gaji dan Upah yang Dibayar Sektor Pembuatan Mengikut Subsektor: Perubahan Peratusan Bulanan/Suku Tahunan <i>Salaries and Wages Paid of Manufacturing Sector by Sub-sector: Monthly/Quarterly Percentage Change</i>	28 - 29
1.4a	Nilai Jualan Sektor Pembuatan Mengikut Kumpulan <i>Sales Value of Manufacturing Sector by Group</i>	30 - 45
1.4b	Nilai Jualan Sektor Pembuatan Mengikut Kumpulan: Perubahan Peratusan Tahunan <i>Sales Value of Manufacturing Sector by Group: Annual Percentage Change</i>	46 - 53
1.4c	Nilai Jualan Sektor Pembuatan Mengikut Kumpulan: Perubahan Peratusan Bulanan/Suku Tahunan <i>Sales Value of Manufacturing Sector by Group: Monthly/Quarterly Percentage Change</i>	54 - 61
1.5a	Bilangan Pekerja Bergaji Sektor Pembuatan Mengikut Kumpulan <i>Number of Paid Employees of Manufacturing Sector by Group</i>	62 - 77
1.5b	Bilangan Pekerja Bergaji Sektor Pembuatan Mengikut Kumpulan: Perubahan Peratusan Tahunan <i>Number of Paid Employees of Manufacturing Sector by Group: Annual Percentage Change</i>	78 - 85
1.5c	Bilangan Pekerja Bergaji Sektor Pembuatan Mengikut Kumpulan: Perubahan Peratusan Bulanan/Suku Tahunan <i>Number of Paid Employees of Manufacturing Sector by Group: Monthly/Quarterly Percentage Change</i>	86 - 93
1.6a	Gaji dan Upah yang Dibayar Sektor Pembuatan Mengikut Kumpulan <i>Salaries and Wages Paid of Manufacturing Sector by Group</i>	94 - 101
1.6b	Gaji dan Upah yang Dibayar Sektor Pembuatan Mengikut Kumpulan: Perubahan Peratusan Tahunan <i>Salaries and Wages Paid of Manufacturing Sector by Group: Annual Percentage Change</i>	102 - 109
1.6c	Gaji dan Upah yang Dibayar Sektor Pembuatan Mengikut Kumpulan: Perubahan Peratusan Bulanan/Suku Tahunan <i>Salaries and Wages Paid of Manufacturing Sector by Group: Monthly/Quarterly Percentage Change</i>	110 - 117
2	Pengeluaran Produk Utama dalam Industri Pembuatan yang Terpilih <i>Production of Major Products in Selected Manufacturing Industries</i>	118 - 126

KALENDAR KELUARAN AWALAN 2023 / ADVANCE RELEASE CALENDAR 2023



Bulan rujukan / Reference month	Tarikh / Date
Januari 2023 / January 2023	13.03.2023
Februari 2023 / February 2023	11.04.2023
Mac 2023 / March 2023	09.05.2023
April 2023 / April 2023	09.06.2023
Mei 2023 / May 2023	12.07.2023
Jun 2023 / June 2023	08.08.2023
Julai 2023 / July 2023	11.09.2023
Ogos 2023 / August 2023	12.10.2023
September 2023 / September 2023	07.11.2023
Oktober 2023 / October 2023	11.12.2023
November 2023 / November 2023	11.01.2024
Disember 2023 / December 2023	07.02.2024

Nota / Notes:

Kenyataan akhbar dihantar kepada pihak media pada tarikh pengeluaran dengan masa embargo ditetapkan bagi penyiaran. Kenyataan akhbar tersebut disiarkan selepas masa embargo di portal Jabatan Perangkaan Malaysia (<http://www.dosm.gov.my>)

A press statement is issued to the media on the date of release with a specified embargo time for release. The press statement is posted after the embargo time on the portal of Department of Statistics Malaysia (<http://www.dosm.gov.my>)

Muka surat ini sengaja dibiarkan kosong
This page is deliberately left blank



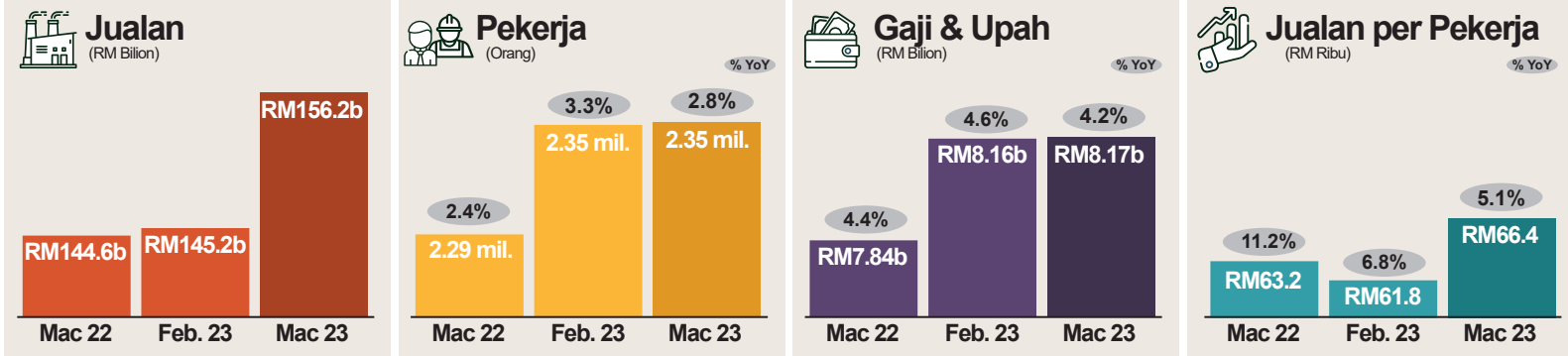
RINGKASAN PENEMUAN

Summary of Findings

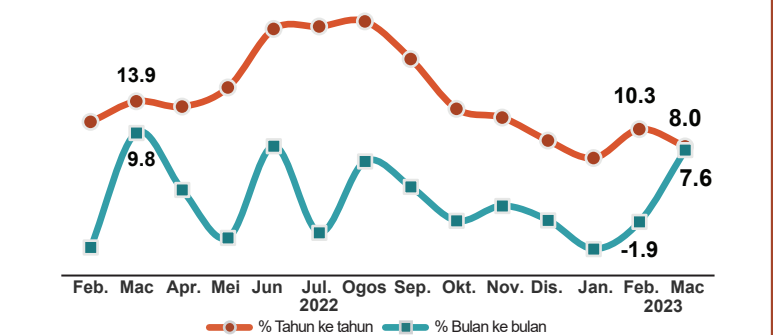
Muka surat ini sengaja dibiarkan kosong
This page is deliberately left blank

PERANGKAAN PEMBUATAN MAC 2023

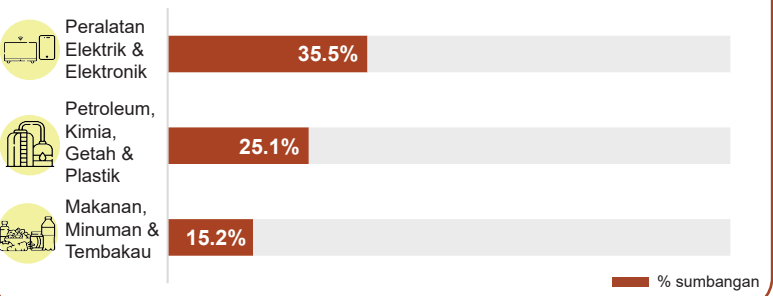
Nilai jualan sektor Pembuatan berkembang 8.0 peratus, berjumlah RM156.2 bilion pada Mac 2023
Seramai 2.35 juta orang pekerja dalam sektor ini dengan gaji dan upah dibayar berjumlah RM8.17 bilion



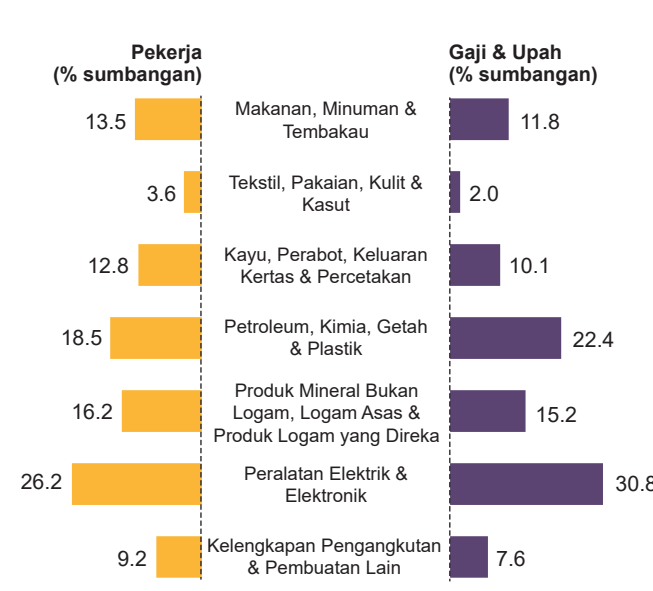
Jualan bagi Sektor Pembuatan, Feb. 2022 - Mac 2023 (% perubahan)



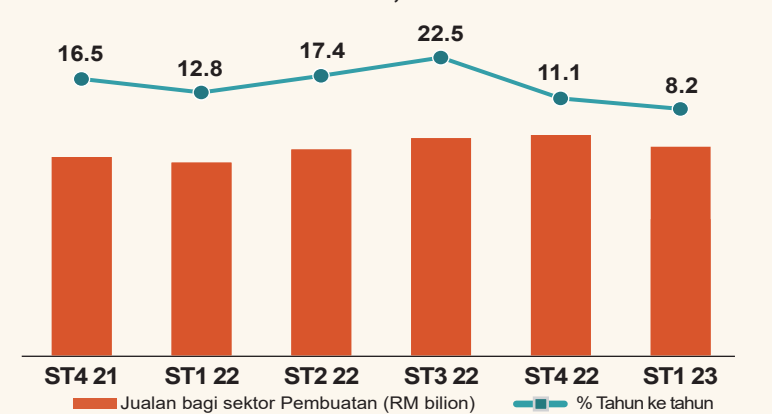
Lebih daripada dua pertiga daripada nilai jualan Pembuatan disumbangkan oleh subsektor Peralatan Elektrik & Elektronik (35.5%); Petroleum, Kimia, Getah & Plastik (25.1%); dan Makanan, Minuman & Tembakau (15.2%)



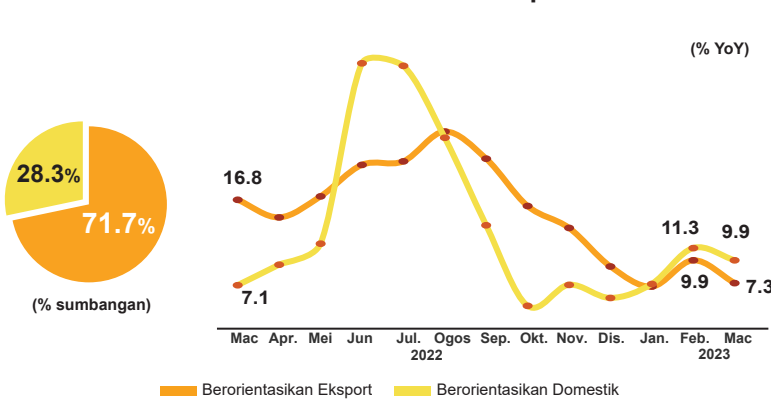
Bilangan Pekerja dan Gaji & Upah mengikut Subsektor, Mac 2023



Nilai Jualan Sektor Pembuatan, ST4 2021 - ST1 2023



Nilai Jualan Industri Berorientasikan Eksport dan Domestik

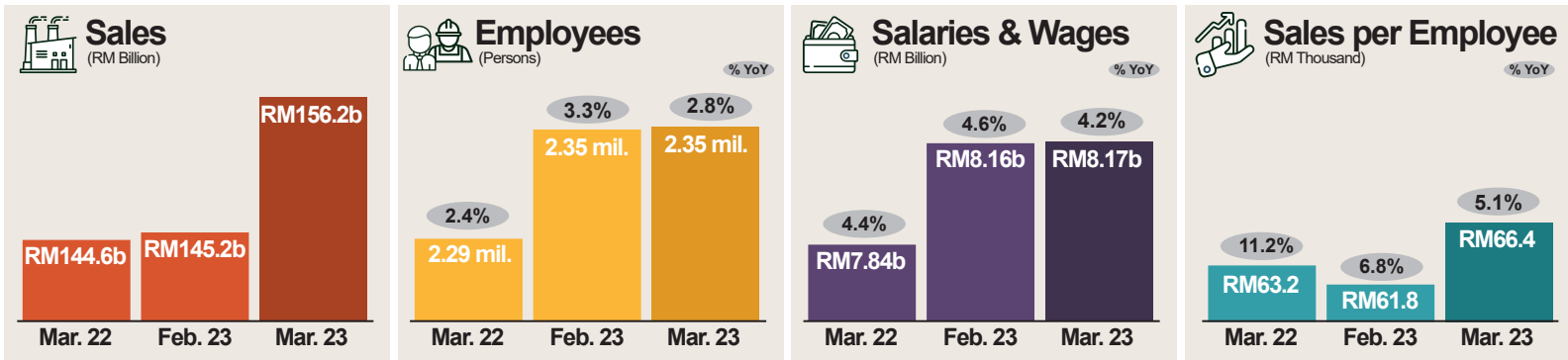




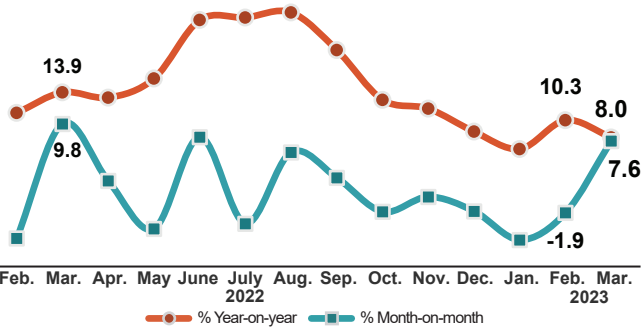
MANUFACTURING STATISTICS MARCH 2023

The sales value of the Manufacturing sector expanded by 8.0 per cent, amounting to RM156.2 billion in March 2023

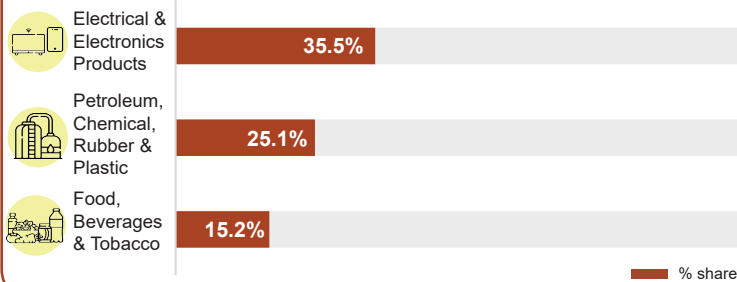
A total of 2.35 million employees were engaged in this sector with salaries and wages paid amounting to RM8.17 billion



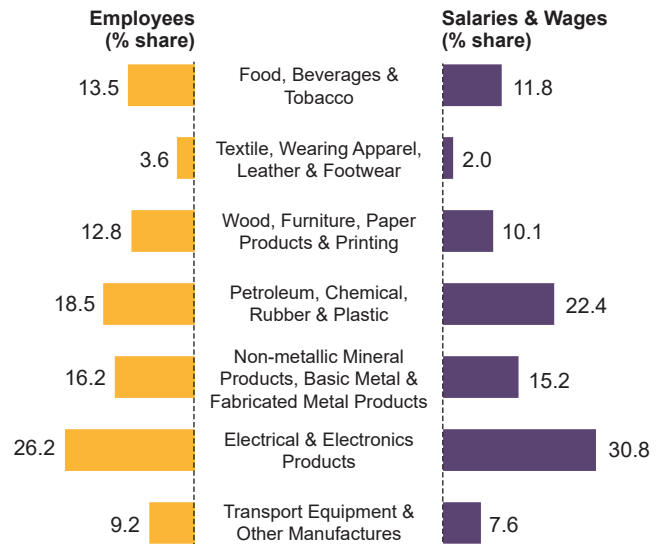
Sales of the Manufacturing Sector, Feb. 2022 - Mar. 2023 (% change)



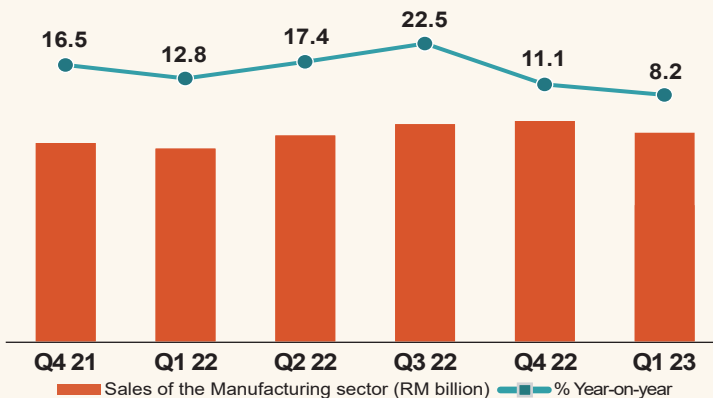
More than two-thirds of **Manufacturing sales value** was contributed by Electrical & Electronics Products (35.5%); Petroleum, Chemical, Rubber & Plastic (25.1%); and Food, Beverages & Tobacco (15.2%) sub-sectors



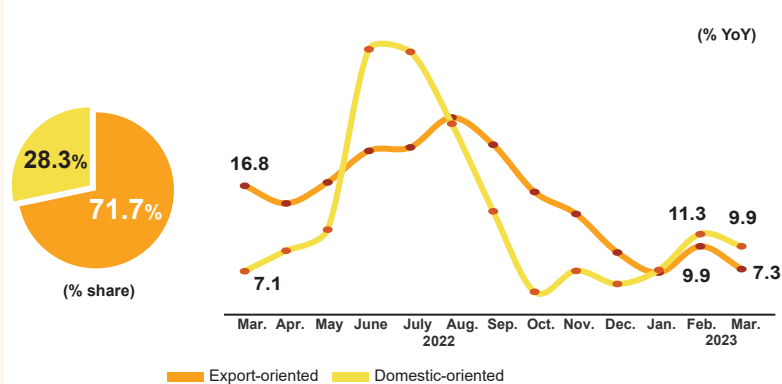
Number of Employees and Salaries & Wages by Sub-sector, March 2023



Sales Value of Manufacturing Sector, Q4 2021 - Q1 2023



Sales Value of Export and Domestic-oriented Industries



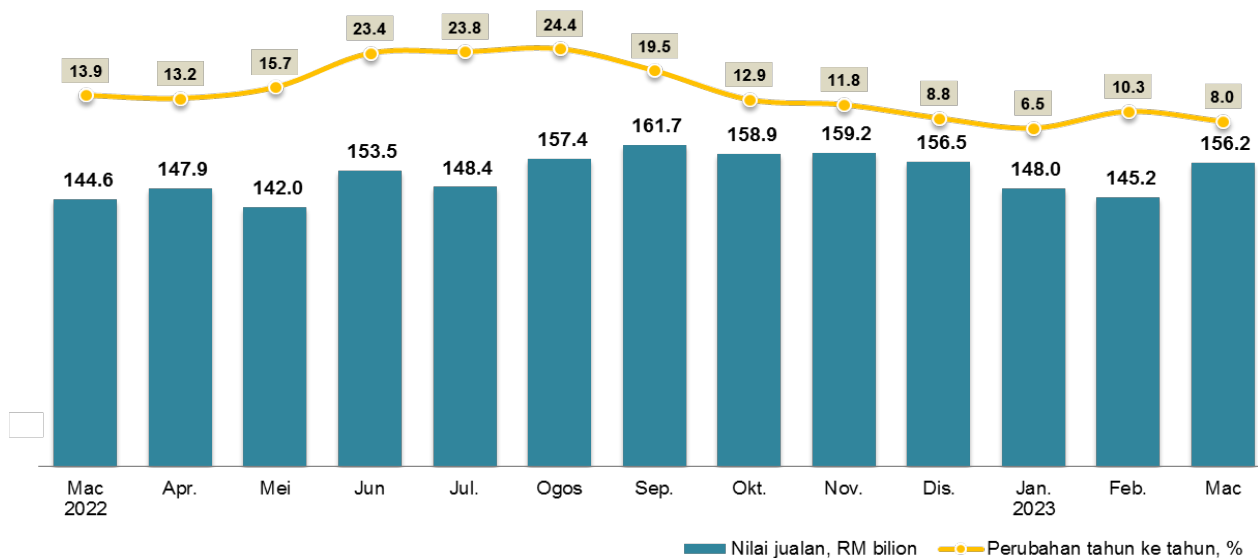
PRESTASI SEKTOR PEMBUATAN MAC 2023

1.0 NILAI JUALAN SEKTOR PEMBUATAN

Nilai jualan sektor Pembuatan Malaysia pada bulan Mac 2023 berjumlah RM156.2 bilion, meningkat 8.0 peratus berbanding RM144.6 bilion yang dilaporkan pada tahun lalu (Carta 1). Berbanding dengan bulan sebelumnya, nilai jualan meningkat 7.6 peratus (Februari 2023: RM145.2 bilion) manakala nilai jualan pelarasan bermusim menyusut 0.5 peratus.

Peningkatan tahun ke tahun pada bulan Mac 2023 adalah dipacu oleh subsektor Peralatan elektrik & elektronik (12.7%), Produk makanan, minuman & tembakau (5.0%) dan Produk petroleum, kimia, getah & plastik (4.1%).

Carta 1: Nilai Jualan Sektor Pembuatan, Mac 2022 - Mac 2023



*** Nota:**

- Laporan ini boleh diperolehi daripada laman portal Jabatan Perangkaan Malaysia (<https://www.dosm.gov.my>) di bawah ruangan: **Siaran Terkini**.
- Data bagi bulan Mac 2023 merupakan data **awalan**. Data ini akan dikemaskini berdasarkan data terkini yang diperolehi dan akan diterbitkan dalam penerbitan bulan April 2023.

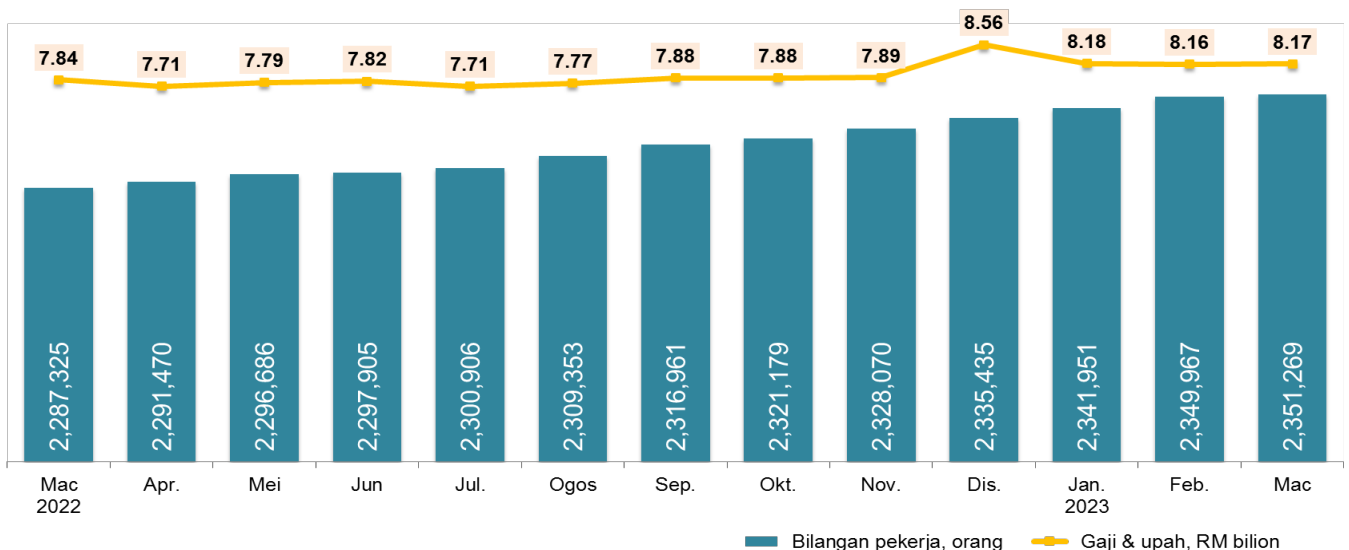
2.0 BILANGAN PEKERJA

Bilangan pekerja sektor Pembuatan bertambah 2.8 peratus pada Mac 2023 iaitu seramai 2,351,269 orang (Mac 2022: 2,287,325 orang) seperti yang ditunjukkan dalam Carta 2. Pada bulan rujukan yang sama, bilangan pekerja meningkat secara marginal sebanyak 0.1 peratus daripada 2,349,967 orang dicatatkan pada bulan sebelumnya.

3.0 GAJI & UPAH

Gaji & upah yang dibayar pada Mac 2023 adalah berjumlah RM8,170.0 juta, tumbuh 4.2 peratus atau RM327.1 juta berbanding bulan yang sama tahun 2022. Berbanding bulan sebelumnya, jumlah gaji & upah yang dibayar menaik sedikit 0.1 peratus (RM6.0 juta) daripada RM8,163.9 juta pada Februari 2023.

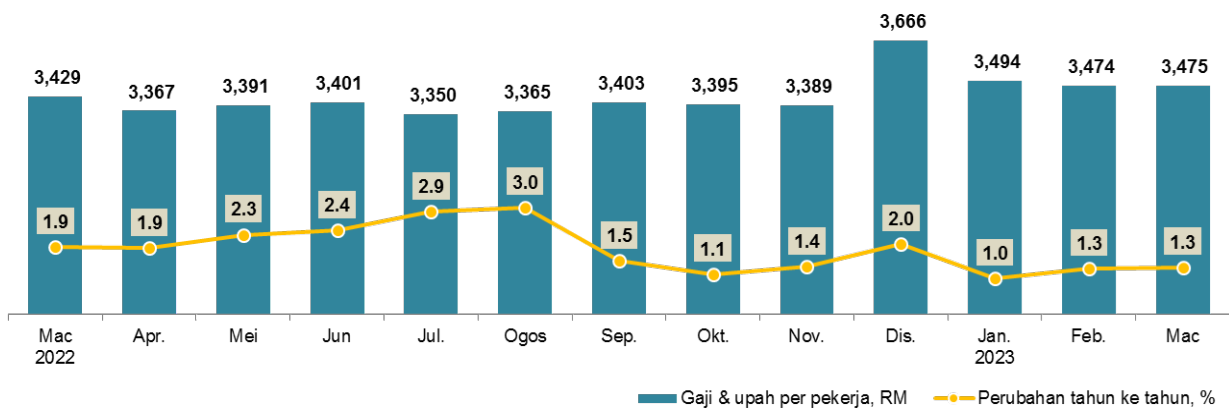
Carta 2: Bilangan Pekerja dan Gaji & Upah Sektor Pembuatan, Mac 2022 - Mac 2023



4.0 PURATA GAJI & UPAH PER PEKERJA

Purata gaji & upah yang dibayar bagi setiap pekerja pada bulan Mac 2023 adalah sebanyak RM3,475, meningkat 1.3 peratus tahun ke tahun (Mac 2022: RM3,429) seperti yang dipaparkan di Carta 3. Namun begitu, purata gaji & upah bagi setiap pekerja secara marginal 0.02 peratus berbanding bulan sebelum (Februari 2023: RM3,474).

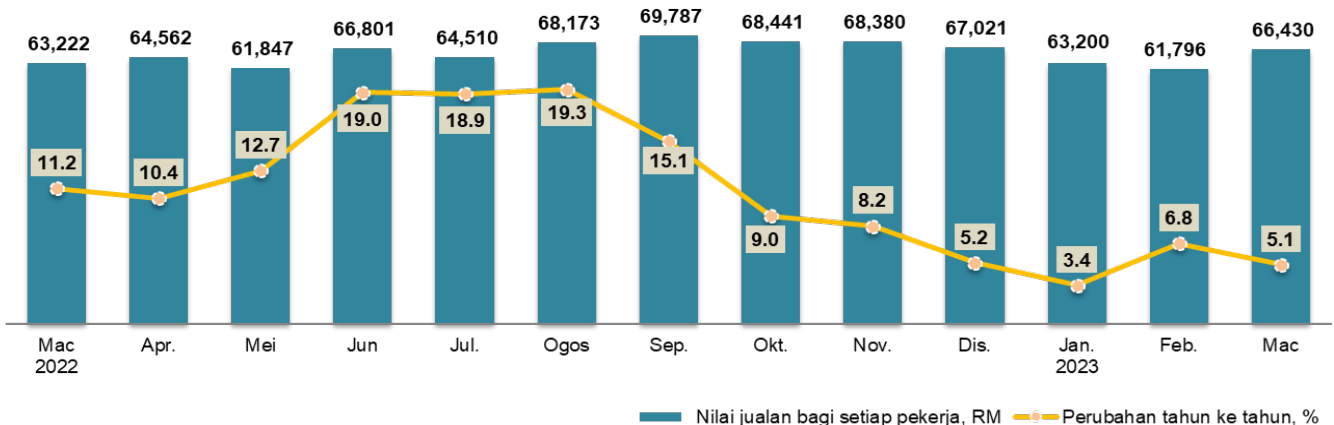
Carta 3: Gaji & Upah Per Pekerja Sektor Pembuatan, Mac 2022 - Mac 2023



5.0 NILAI JUALAN PER PEKERJA

Nilai jualan bagi setiap pekerja pada Mac 2023 meningkat 5.1 peratus kepada RM66,430 berbanding RM63,222 pada bulan yang sama tahun sebelumnya (Carta 4). Sebaliknya, purata nilai jualan bagi setiap pekerja menaik 7.5 peratus berbanding Februari 2023.

Carta 4: Nilai Jualan Per Pekerja Sektor Pembuatan, Mac 2022 - Mac 2023



6.0 PRESTASI SUKU TAHUN PERTAMA 2023

Pada suku tahun pertama 2023, nilai jualan sektor Pembuatan meningkat 8.2 peratus kepada RM449.4 bilion berbanding suku tahun yang sama tahun sebelumnya. Peningkatan ini didorong oleh subsektor subsektor Produk peralatan elektrik & elektronik (10.6%), Produk petroleum, kimia, getah dan plastik (7.7%) dan Produk makanan, minuman & tembakau (6.0%). Bilangan pekerja dan gaji & upah masing-masing meningkat 2.8 peratus dan 4.3 peratus pada suku tahun pertama 2023. Selain itu, nilai jualan setiap pekerja mencatatkan pertumbuhan sebanyak 5.3 peratus, berjumlah RM191,141. Butiran seperti yang ditunjukkan dalam Jadual A.

Jadual A: Nilai Jualan, Bilangan Pekerja, Gaji & Upah dan Nilai Jualan per Pekerja, Suku Tahun Pertama 2022 dan 2023

Perangkaan Pembuatan Bulanan	Suku Tahun Pertama		% Perubahan
	2022	2023	
Nilai Jualan (RM juta)	415,298.2	449,423.7	8.2
Bilangan Pekerja	2,287,325	2,351,269	2.8
Gaji & Upah (RM juta)	23,513.4	24,516.8	4.3
Nilai Jualan Per Pekerja (RM)	181,565	191,141	5.3

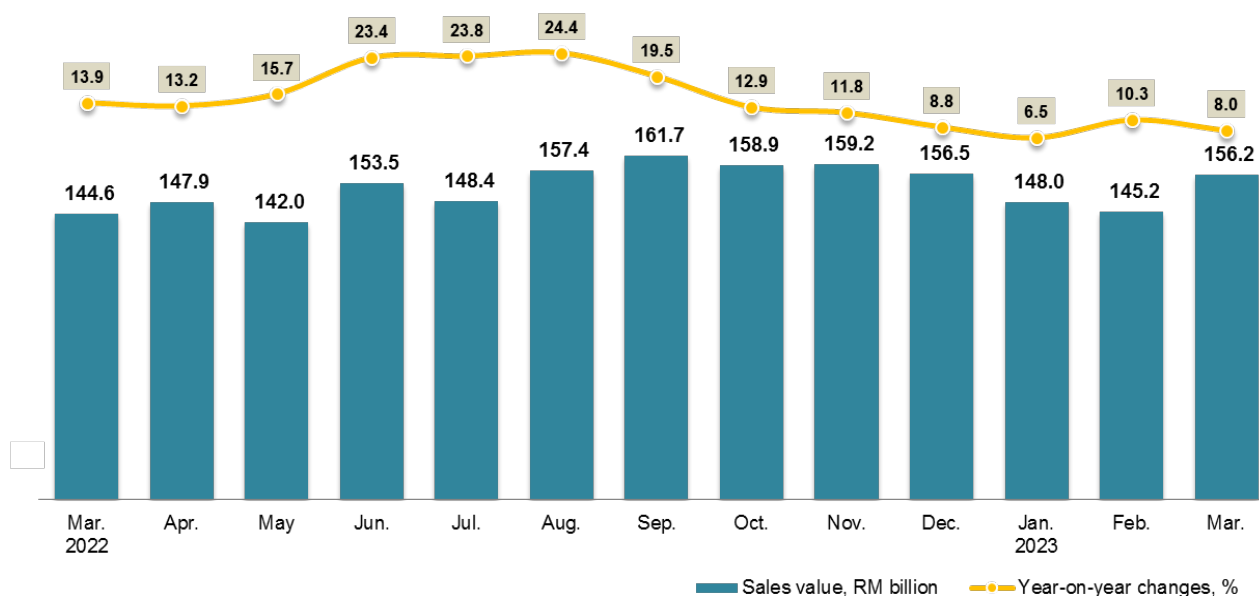
MANUFACTURING SECTOR PERFORMANCE IN MARCH 2023

1.0 SALES VALUE OF THE MANUFACTURING SECTOR

Malaysia's Manufacturing sales value in March 2023 stood at RM156.2 billion, grew 8.0 per cent as compared to RM144.6 billion which reported a year ago (Chart 1). In comparison with the previous month, the sales value increased 7.6 per cent (February 2023: RM145.2 billion) while seasonally adjusted sales value shrank 0.5 per cent.

The year-on-year increment in March 2023 was driven by the Electrical & electronics products (12.7%), Food, beverages & tobacco products (5.0%) and Petroleum, chemical, rubber & plastic products (4.1%) sub-sectors.

Chart 1: Sales Value of the Manufacturing Sector, March 2022 – March 2023



* Notes:

- This report can be accessed through the web portal of the Department of Statistics, Malaysia (<https://www.dosm.gov.my>) under the section: **Latest Releases**.
- Data for March 2023 is **provisional**. The data will be updated based on the latest available figures and subsequently published in the April 2023 publication.

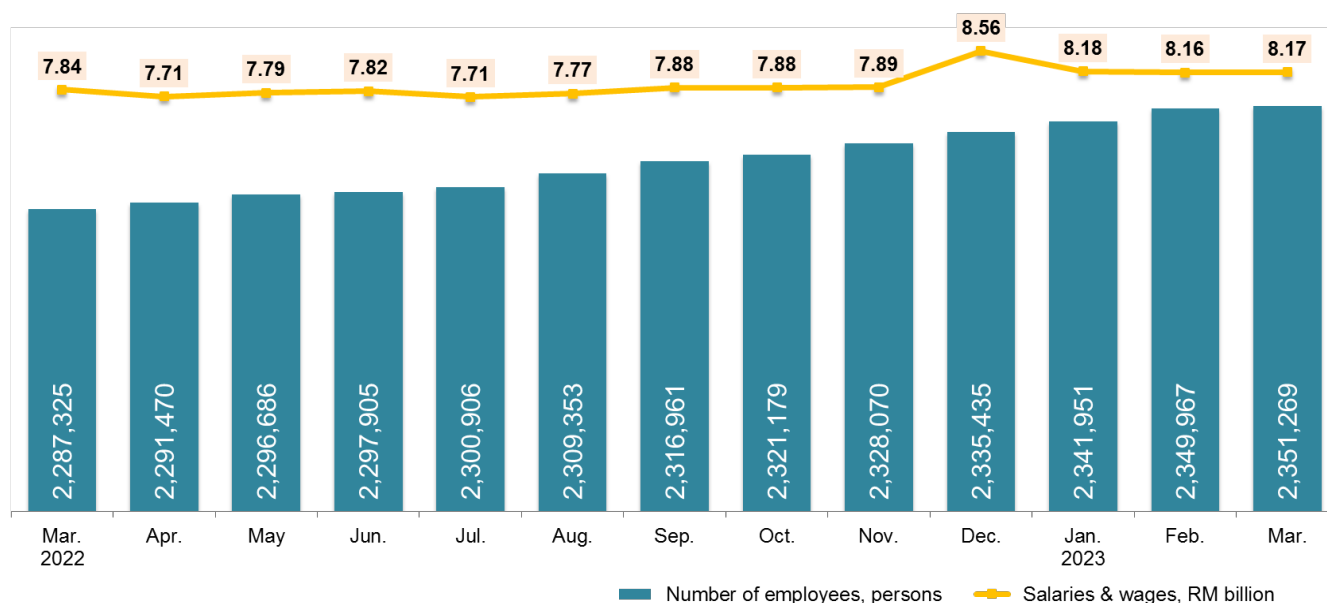
2.0 NUMBER OF EMPLOYEES

The number of employees in the Manufacturing sector augmented 2.8 per cent in March 2023, accounted for 2,351,269 persons (March 2022: 2,287,325 persons) as shown in Chart 2. During the same reference month, the number of employees rose marginally 0.1 per cent from 2,349,967 persons which registered in the previous month.

3.0 SALARIES & WAGES

Salaries & wages paid in March 2023 amounted to RM8,170.0 million, grew 4.2 per cent or RM327.1 million as against to the same month of 2022. As compared to the preceding month, the total salaries & wages paid slightly increased 0.1 per cent (RM6.0 million) from RM8,163.9 million in February 2023.

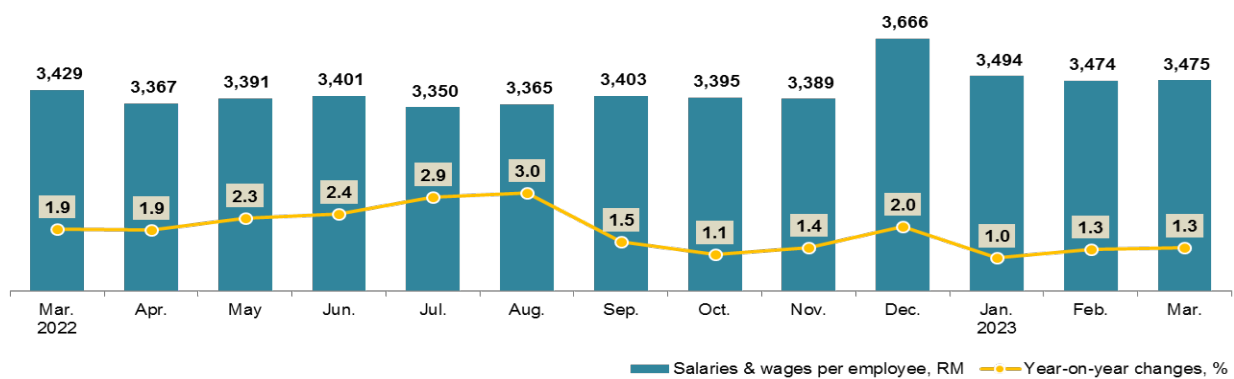
Chart 2: Number of Employees and Salaries & Wages in Manufacturing Sector, March 2022 - March 2023



4.0 AVERAGE SALARIES & WAGES PER EMPLOYEE

The average salaries & wages paid per employee in March 2023 was RM3,475, increased by 1.3 per cent year-on-year (March 2022: RM3,429) as depicted in Chart 3. Nonetheless, average salaries & wages paid per employee decreased marginally by 0.02 per cent as compared to the preceding month (February 2023: RM3,474).

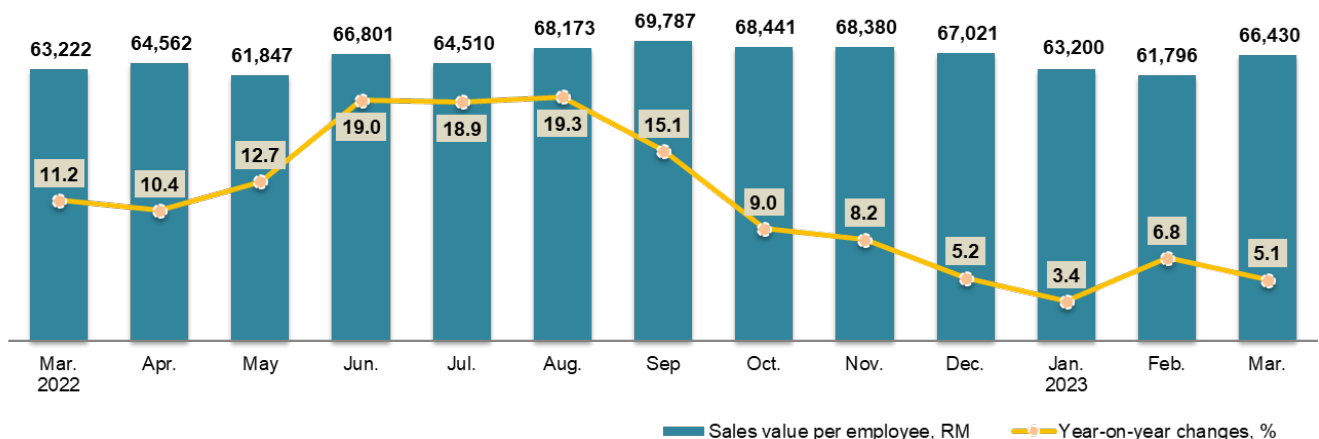
Chart 3: Salaries & Wages per Employee in Manufacturing Sector, March 2022- March 2023



5.0 SALES VALUE PER EMPLOYEE

The sales value per employee in March 2023 increased by 5.1 per cent to RM66,430 as compared to RM63,222 in the same month of the previous year (Chart 4). Whereas, the average sales value per employee rose 7.5 per cent as compared to February 2023.

Chart 4: Sales Value per Employee in Manufacturing Sector, March 2022 - March 2023



6.0 PERFORMANCE OF FIRST QUARTER 2023

In the first quarter 2023, the sales value of the Manufacturing sector grew 8.2 per cent to RM449.4 billion as compared to the same quarter of the previous year. The increase was driven by the Electrical & electronics products (10.6%); Petroleum, chemical, rubber & plastics products (7.7%); and Food, beverages & tobacco products (6.0%) sub-sectors. The number of employees and salaries & wages rose 2.8 per cent and 4.3 per cent respectively in the first quarter 2023. Furthermore, sales value per employee registered a growth of 5.3 per cent, amounting to RM191,141. The details as per shown in Table A.

Table A: Sales Value, Number of Employees, Salaries & Wages and Sales Value per Employee, First Quarter of 2022 and 2023

Monthly Manufacturing Statistics	First Quarter		% Change
	2022	2023	
Sales Value (RM million)	415,298.2	449,423.7	8.2
Number of Employees	2,287,325	2,351,269	2.8
Salaries & Wages (RM million)	23,513.4	24,516.8	4.3
Sales Value per Employee (RM)	181,565	191,141	5.3



JADUAL

Tables

Muka surat ini sengaja dibiarkan kosong
This page is deliberately left blank

Jadual 1 : Perangkaan Utama Sektor Pembuatan
Table 1 : Principal Statistics of Manufacturing Sector

Tempoh Period	Nilai Jualan Produk Yang Dibuat Sendiri (Di Kilang) Sales value of own (Ex-factory) (RM Juta/Million)				Bilangan Pekerja Bergaji Pada Akhir Tempoh Number of employees engaged at end of period				Gaji & Upah Yang Dibayar Salaries & wages paid (RM Juta/Million)				
	Data Asal (Original Data)	% YoY	Pelarasan Musim (Seasonally Adjusted)	% MoM	Data Asal (Original Data)	% YoY	Pelarasan Musim (Seasonally Adjusted)	% MoM	Data Asal (Original Data)	% YoY	Pelarasan Musim (Seasonally Adjusted)	% MoM	
2020	1,346,620	-2.1			2,199,195	-2.0			87,194	-1.1			
2021	1,554,738	15.5			2,259,619	2.7			89,830	3.0			
2022	1,800,930	15.8			2,335,435	3.4			94,528	5.2			
2021	Q1	368,234	8.5		2,233,545	-1.1			22,584	-0.6			
	Q2	377,735	33.9		2,215,420	1.2			22,162	6.0			
	Q3	381,793	6.4		2,231,406	1.6			21,904	2.3			
	Q4	426,976	16.5		2,259,619	2.7			23,180	4.7			
2022	Q1	415,298	12.8		2,287,325	2.4			23,513	4.1			
	Q2	443,489	17.4		2,297,905	3.7			23,318	5.2			
	Q3	467,562	22.5		2,316,961	3.8			23,364	6.7			
	Q4	474,582	11.1		2,335,435	3.4			24,332	5.0			
2023	Q1	449,424	8.2		2,351,269	2.8			24,517	4.3			
2019	(Jan. - Mac)	332,123			2,229,732				21,978				
2020	(Jan. - Mac)	339,324	2.2		2,257,273	1.2			22,728	3.4			
2021	(Jan. - Mac)	368,234	8.5		2,233,545	-1.1			22,584	-0.6			
2022	(Jan. - Mac)	415,298	12.8		2,287,325	2.4			23,513	4.1			
2023	(Jan. - Mac)	449,424	8.2		2,351,269	2.8			24,517	4.3			
2022	Jan.	138,986	13.1	135,764	-1.8	2,274,146	2.2	2,250,916	-0.8	7,865	4.1	7,650	-1.7
	Feb.	131,703	11.2	142,979	5.3	2,275,927	2.1	2,260,870	0.4	7,805	3.9	7,737	1.1
	Mac	144,610	13.9	145,074	1.5	2,287,325	2.4	2,278,552	0.8	7,843	4.4	7,750	0.2
	Apr.	147,942	13.2	150,533	3.8	2,291,470	2.5	2,284,548	0.3	7,715	4.5	7,780	0.4
	Mei	142,043	15.7	148,877	-1.1	2,296,686	2.7	2,291,782	0.3	7,787	5.0	7,876	1.2
	Jun	153,503	23.4	159,199	6.9	2,297,905	3.7	2,307,458	0.7	7,816	6.2	7,932	0.7
	Jul.	148,431	23.8	148,440	-6.8	2,300,906	4.1	2,308,756	0.1	7,709	7.1	7,832	-1.3
	Ogo.	157,436	24.4	155,540	4.8	2,309,353	4.3	2,318,977	0.4	7,771	7.5	7,887	0.7
	Sep.	161,694	19.5	156,509	0.6	2,316,961	3.8	2,322,303	0.1	7,885	5.4	7,948	0.8
	Okt.	158,864	12.9	151,810	-3.0	2,321,179	3.6	2,332,258	0.4	7,881	4.8	7,972	0.3
	Nov.	159,194	11.8	154,921	2.0	2,328,070	3.3	2,336,176	0.2	7,890	4.7	8,033	0.8
	Dis.	156,524	8.8	150,474	-2.9	2,335,435	3.4	2,343,497	0.3	8,562	5.4	8,131	1.2
2023	Jan.	148,010	6.5	144,787	-3.9	2,341,951	3.0	2,317,914	-1.1	8,183	4.0	7,939	-2.4
	Feb.	145,219	10.3	156,489	8.1	2,349,967	3.3	2,334,559	0.7	8,164	4.6	8,056	1.5
	Mac	156,194	8.0	155,778	-0.5	2,351,269	2.8	2,340,713	0.3	8,170	4.2	8,098	0.5

Jadual **1.1a** : Nilai Jualan Sektor Pembuatan Mengikut Subsektor
 Table : Sales Value of Manufacturing Sector by Sub-sector

Subsektor Sub-sector	2021	2022	2021		
			Q1	Q2	
1. Makanan, minuman dan tembakau <i>Food, beverages and tobacco</i>	283,918	320,222	59,219	73,656	
10 Pembuatan produk makanan <i>Manufacture of food products</i>	270,349	304,095	55,237	70,737	
11 Pembuatan minuman <i>Manufacture of beverages</i>	10,629	12,717	3,009	2,325	
12 Pembuatan produk tembakau <i>Manufacture of tobacco products</i>	2,940	3,410	973	594	
2. Tekstil, pakaian, kulit dan kasut <i>Textiles, wearing apparel, leather and footwear</i>	21,954	23,642	5,641	5,199	
13 Pembuatan tekstil <i>Manufacture of textiles</i>	10,728	11,652	2,594	2,678	
14 Pembuatan pakaian <i>Manufacture of wearing apparel</i>	9,037	9,352	2,391	2,057	
15 Pembuatan produk kulit dan barangan bfrkaitan <i>Manufacture of leather and related products</i>	2,189	2,638	656	463	
3. Produk kayu, perabot, keluaran kertas dan percetakan <i>Wood products, furniture, paper products and printing</i>	76,494	84,965	21,054	16,461	
16 Pembuatan kayu dan produk kayu dan gabus, kecuali perabot; pembuatan bagi artikel jerami dan bahan-bahan anyaman <i>Manufacture of wood and products of wood and cork, except furniture; manufacture of articles of straw and plaiting materials</i>	23,028	25,894	6,881	4,165	
17 Pembuatan kertas dan produk kertas <i>Manufacture of paper and paper products</i>	25,788	28,260	6,180	6,384	
18 Percetakan dan penerbitan semula media rakaman <i>Printing and reproduction of recorded media</i>	12,098	13,709	3,291	2,682	
31 Pembuatan perabot <i>Manufacture of furniture</i>	15,579	17,101	4,702	3,230	
4. Petroleum, kimia, getah dan plastik <i>Petroleum, chemical, rubber and plastic</i>	432,121	499,207	98,651	111,747	
19 Pembuatan kok dan produk petroleum bfrtapis <i>Manufacture of coke and refined petroleum products</i>	175,557	249,901	33,513	44,230	
20 Pembuatan kimia dan produk kimia <i>Manufacture of chemicals and chemical products</i>	102,329	111,585	26,389	23,165	
21 Pembuatan produk farmaseutikal asas, kimia perubatan dan botani <i>Manufacture of basic pharmaceutical products and pharmaceutical preparations</i>	9,185	10,181	2,117	2,260	
22 Pembuatan produk getah dan plastik <i>Manufacture of rubber and plastics products</i>	145,049	127,540	36,632	42,092	
5. Produk mineral bukan logam, logam asas dan produk logam yang direka <i>Non-metallic mineral products, basic metal and fabricated metal products</i>	149,345	168,044	41,006	33,686	
23 Pembuatan produk galian bukan logam lain <i>Manufacture of other non-metallic mineral products</i>	42,773	49,285	12,338	9,803	
24 Pembuatan logam asas <i>Manufacture of basic metals</i>	49,566	54,209	13,195	10,295	
25 Pembuatan produk logam, kecuali mesin dan kelengkapan <i>Manufacture of fabricated metal products, except machinery and equipment</i>	57,006	64,550	15,472	13,588	
6. Produk elektrik dan elektronik <i>Electrical and electronic products</i>	483,198	581,527	115,062	112,357	
26 Pembuatan komputer, produk elektronik dan optikal <i>Manufacture of computer, electronics and optical products</i>	391,925	479,757	94,964	89,376	
27 Pembuatan kelengkapan elektrik <i>Manufacture of electrical equipment</i>	48,489	56,049	10,668	11,692	
28 Pembuatan jentera dan peralatan t.t.t.l. <i>Manufacture of machinery and equipment n.e.c.</i>	42,783	45,720	9,430	11,289	
7. Kelengkapan pengangkutan dan pembuatan lain <i>Transport equipment and other manufactures</i>	107,710	123,324	27,602	24,630	
29 Pembuatan kenderaan bfrmotor, treler dan semi treler <i>Manufacture of motor vehicles, trailers and semi-trailers</i>	77,384	89,220	19,553	17,264	
30 Pembuatan kelengkapan pengangkutan lain <i>Manufacture of other transport equipment</i>	14,103	15,690	3,735	3,295	
32 Pembuatan lain <i>Other manufacturing</i>	10,897	12,668	2,885	2,941	
33 Pembaikan dan pemasangan jentera dan kelengkapan <i>Repair and installation of machinery and equipment</i>	5,326	5,746	1,430	1,129	
Pembuatan <i>Manufacturing</i>	Jumlah <i>Total</i>	1,554,738	1,800,930	368,234	377,735

		2022				2023		2022	2023
Q3	Q4	Q1	Q2	Q3	Q4	Q1	(Jan. - Mac)	(Jan. - Mac)	
73,063	77,981	68,843	85,782	82,569	83,028	72,972	68,843	72,972	
70,520	73,855	64,627	81,963	78,651	78,854	68,573	64,627	68,573	
2,276	3,019	3,198	3,034	3,237	3,248	3,204	3,198	3,204	
266	1,108	1,018	785	681	926	1,196	1,018	1,196	
5,046	6,068	6,095	5,679	5,699	6,169	6,152	6,095	6,152	
2,542	2,913	2,959	2,900	2,845	2,947	2,897	2,959	2,897	
2,097	2,492	2,456	2,211	2,224	2,462	2,533	2,456	2,533	
408	662	680	568	630	760	723	680	723	
16,769	22,210	23,179	19,246	19,955	22,585	23,505	23,179	23,505	
4,709	7,273	7,805	5,092	5,771	7,227	7,502	7,805	7,502	
6,476	6,748	6,810	7,041	7,246	7,163	7,511	6,810	7,511	
2,708	3,417	3,547	3,273	3,216	3,673	3,812	3,547	3,812	
2,876	4,772	5,017	3,840	3,722	4,522	4,679	5,017	4,679	
110,869	110,854	108,256	124,184	137,924	128,843	116,632	108,256	116,632	
48,092	49,722	45,669	60,286	75,616	68,330	55,407	45,669	55,407	
25,586	27,189	29,024	26,612	27,982	27,967	29,632	29,024	29,632	
2,405	2,403	2,412	2,501	2,695	2,573	2,702	2,412	2,702	
34,786	31,539	31,151	34,784	31,632	29,973	28,891	31,151	28,891	
31,954	42,699	44,454	39,918	39,328	44,345	47,050	44,454	47,050	
8,765	11,867	13,189	11,820	11,699	12,577	14,105	13,189	14,105	
11,235	14,840	14,558	11,987	12,496	15,168	15,184	14,558	15,184	
11,954	15,992	16,707	16,111	15,133	16,600	17,762	16,707	17,762	
121,467	134,311	135,344	139,578	152,431	154,174	149,718	135,344	149,718	
98,431	109,155	112,206	114,312	125,955	127,284	125,320	112,206	125,320	
12,381	13,748	12,827	13,461	14,995	14,766	13,583	12,827	13,583	
10,655	11,408	10,312	11,805	11,481	12,123	10,815	10,312	10,815	
22,624	32,854	29,128	29,103	29,656	35,437	33,394	29,128	33,394	
16,298	24,269	20,785	20,710	21,536	26,188	24,643	20,785	24,643	
3,011	4,062	3,833	3,742	3,651	4,464	4,027	3,833	4,027	
2,140	2,931	2,993	3,406	3,174	3,095	3,095	2,993	3,095	
1,176	1,591	1,517	1,244	1,295	1,689	1,629	1,517	1,629	
381,793	426,976	415,298	443,489	467,562	474,582	449,424	415,298	449,424	

Jadual **1.1a** : Nilai Jualan Sektor Pembuatan Mengikut Subsektor (samb.)
 Table : Sales Value of Manufacturing Sector by Sub-sector (cont.)

Subsektor Sub-sector	Jan.	Feb.	Mac	Apr.	Mei
1. Makanan, minuman dan tembakau	23,842	22,349	22,652	27,949	28,597
<i>Food, beverages and tobacco</i>					
10 Pembuatan produk makanan <i>Manufacture of food products</i>	22,472	20,973	21,181	26,467	27,423
11 Pembuatan minuman <i>Manufacture of beverages</i>	1,042	1,046	1,110	1,153	936
12 Pembuatan produk tembakau <i>Manufacture of tobacco products</i>	327	330	361	329	239
2. Tekstil, pakaian, kulit dan kasut	2,067	1,991	2,037	1,946	1,850
<i>Textiles, wearing apparel, leather and footwear</i>					
13 Pembuatan tekstil <i>Manufacture of textiles</i>	1,012	959	988	963	928
14 Pembuatan pakaian <i>Manufacture of wearing apparel</i>	825	809	822	787	736
15 Pembuatan produk kulit dan barangan bfrkaitan <i>Manufacture of leather and related products</i>	230	223	227	196	186
3. Produk kayu, perabot, keluaran kertas dan percetakan	7,922	7,258	8,000	7,205	6,107
<i>Wood products, furniture, paper products and printing</i>					
16 Pembuatan kayu dan produk kayu dan gabus, kecuali perabot; pembuatan bagi artikel jerami dan bahan-bahan anyaman <i>Manufacture of wood and products of wood and cork, except furniture; manufacture of articles of straw and plaiting materials</i>	2,679	2,385	2,741	2,135	1,499
17 Pembuatan kertas dan produk kertas <i>Manufacture of paper and paper products</i>	2,258	2,143	2,409	2,477	2,251
18 Percetakan dan penerbitan semula media rakaman <i>Printing and reproduction of recorded media</i>	1,223	1,165	1,158	1,159	1,053
31 Pembuatan perabot <i>Manufacture of furniture</i>	1,761	1,564	1,691	1,433	1,305
4. Petroleum, kimia, getah dan plastik	37,725	32,920	37,610	39,912	39,543
<i>Petroleum, chemical, rubber and plastic</i>					
19 Pembuatan kok dan produk petroleum bfrtapis <i>Manufacture of coke and refined petroleum products</i>	17,255	13,325	15,090	17,952	18,912
20 Pembuatan kimia dan produk kimia <i>Manufacture of chemicals and chemical products</i>	9,640	9,437	9,947	8,803	8,684
21 Pembuatan produk farmaseutikal asas, kimia perubatan dan botani <i>Manufacture of basic pharmaceutical products and pharmaceutical preparations</i>	819	764	829	834	752
22 Pembuatan produk getah dan plastik <i>Manufacture of rubber and plastics products</i>	10,012	9,395	11,744	12,322	11,195
5. Produk mineral bukan logam, logam asas dan produk logam yang direka	15,328	14,309	14,816	14,454	12,833
<i>Non-metallic mineral products, basic metal and fabricated metal products</i>					
23 Pembuatan produk galian bukan logam lain <i>Manufacture of other non-metallic mineral products</i>	4,425	4,263	4,501	4,187	3,792
24 Pembuatan logam asas <i>Manufacture of basic metals</i>	5,005	4,695	4,858	4,648	3,860
25 Pembuatan produk logam, kecuali mesin dan kelengkapan <i>Manufacture of fabricated metal products, except machinery and equipment</i>	5,899	5,351	5,457	5,619	5,182
6. Produk elektrik dan elektronik	42,314	43,785	49,245	46,114	43,761
<i>Electrical and electronic products</i>					
26 Pembuatan komputer, produk elektronik dan optikal <i>Manufacture of computer, electronics and optical products</i>	34,327	36,431	41,448	37,516	35,887
27 Pembuatan kelengkapan elektrik <i>Manufacture of electrical equipment</i>	4,383	4,018	4,426	4,552	4,206
28 Pembuatan jentera dan peralatan t.t.t.l. <i>Manufacture of machinery and equipment n.e.c.</i>	3,605	3,336	3,372	4,046	3,668
7. Kelengkapan pengangkutan dan pembuatan lain	9,788	9,091	10,250	10,363	9,353
<i>Transport equipment and other manufactures</i>					
29 Pembuatan kenderaan bfrmotor, treler dan semi treler <i>Manufacture of motor vehicles, trailers and semi-trailers</i>	6,931	6,520	7,334	7,258	6,715
30 Pembuatan kelengkapan pengangkutan lain <i>Manufacture of other transport equipment</i>	1,299	1,167	1,366	1,425	1,122
32 Pembuatan lain <i>Other manufacturing</i>	1,047	960	986	1,154	1,158
33 Pembaikan dan pemasangan jentera dan kelengkapan <i>Repair and installation of machinery and equipment</i>	511	443	563	526	358
Pembuatan					
<i>Manufacturing</i>					
Jumlah	138,986	131,703	144,610	147,942	142,043
<i>Total</i>					

(RM Juta/Million)

2022						2023			
Jun	Jul.	Ogo.	Sep.	Okt.	Nov.	Dis.	Jan.	Feb.	Mac
29,236	26,431	27,728	28,410	27,863	27,247	27,918	24,911	24,273	23,788
28,073	25,172	26,370	27,109	26,423	25,848	26,583	23,470	22,881	22,222
946	1,043	1,114	1,080	1,140	1,076	1,032	1,047	1,043	1,114
218	216	243	222	301	323	303	394	349	452
1,884	1,896	1,908	1,895	1,965	2,083	2,122	2,068	2,018	2,066
1,009	975	950	920	947	983	1,017	984	938	975
689	732	744	748	770	834	858	840	847	846
186	189	215	227	247	266	247	245	233	245
5,934	5,992	6,741	7,222	7,320	7,636	7,629	7,747	7,716	8,042
1,458	1,465	2,068	2,238	2,364	2,417	2,446	2,480	2,415	2,607
2,312	2,331	2,456	2,459	2,442	2,350	2,372	2,418	2,505	2,589
1,061	1,072	1,054	1,090	1,070	1,323	1,280	1,262	1,284	1,266
1,102	1,123	1,163	1,436	1,444	1,547	1,531	1,587	1,512	1,580
44,730	45,973	46,633	45,318	44,279	43,441	41,123	41,517	35,956	39,159
23,423	24,989	25,665	24,961	24,433	23,259	20,637	21,738	16,662	17,007
9,126	9,132	9,704	9,146	8,766	9,344	9,857	9,802	9,627	10,203
915	888	893	914	879	860	834	875	885	942
11,266	10,964	10,371	10,296	10,202	9,977	9,794	9,101	8,782	11,008
12,631	12,285	13,172	13,871	14,185	14,728	15,432	15,584	15,563	15,903
3,842	3,908	3,955	3,836	3,830	4,285	4,462	4,587	4,675	4,843
3,479	3,348	4,154	4,994	5,054	5,040	5,075	4,942	5,048	5,193
5,310	5,028	5,063	5,041	5,301	5,404	5,896	6,055	5,840	5,867
49,702	46,422	51,511	54,497	52,549	51,466	50,160	45,026	49,203	55,489
40,908	38,080	42,451	45,424	43,597	42,630	41,058	36,749	41,275	47,295
4,704	4,696	5,109	5,190	5,059	4,832	4,875	4,583	4,401	4,598
4,091	3,647	3,951	3,883	3,893	4,003	4,227	3,693	3,527	3,595
9,387	9,433	9,743	10,481	10,703	12,592	12,142	11,158	10,489	11,747
6,737	6,904	7,101	7,532	7,646	9,421	9,122	8,243	7,701	8,699
1,195	1,174	1,189	1,288	1,519	1,513	1,432	1,324	1,264	1,439
1,095	988	1,049	1,137	998	1,064	1,033	1,061	1,012	1,021
360	367	404	524	541	594	554	530	511	589
153,503	148,431	157,436	161,694	158,864	159,194	156,524	148,010	145,219	156,194

Jadual **1.1b** : Nilai Jualan Sektor Pembuatan Mengikut Subsektor: Perubahan Peratusan Tahunan
 Table **1.1b** : Sales Value of Manufacturing Sector by Sub-sector: Annual Percentage Change

Subsektor Sub-sector	2021	2022	2021				2022				
			Q1	Q2	Q3	Q4	Q1	Q2	Q3	Q4	
1. Makanan, minuman dan tembakau <i>Food, beverages and tobacco</i>	12.7	12.8	10.4	14.1	8.8	17.0	16.3	16.5	13.0	6.5	
10 Pembuatan produk makanan <i>Manufacture of food products</i>	12.9	12.5	11.4	12.3	10.6	17.1	17.0	15.9	11.5	6.8	
11 Pembuatan minuman <i>Manufacture of beverages</i>	12.0	19.6	-1.9	66.6	-6.5	16.5	6.3	30.5	42.2	7.6	
12 Pembuatan produk tembakau <i>Manufacture of tobacco products</i>	-3.9	16.0	2.9	222.9	-71.5	11.1	4.7	32.1	155.9	-16.4	
2. Tekstil, pakaian, kulit dan kasut <i>Textiles, wearing apparel, leather and footwear</i>	10.8	7.7	2.0	44.1	0.6	7.1	8.0	9.2	12.9	1.7	
13 Pembuatan tekstil <i>Manufacture of textiles</i>	21.0	8.6	4.1	69.8	12.9	14.3	14.1	8.3	11.9	1.2	
14 Pembuatan pakaian <i>Manufacture of wearing apparel</i>	3.0	3.5	-0.4	23.8	-5.3	-0.1	2.7	7.5	6.1	-1.2	
15 Pembuatan produk kulit dan barangan berkaitan <i>Manufacture of leather and related products</i>	0.6	20.5	2.8	25.6	-25.7	6.6	3.6	22.6	54.5	14.8	
3. Produk kayu, perabot, keluaran kertas dan percetakan <i>Wood products, furniture, paper products and printing</i>	5.3	11.1	2.1	42.8	-15.3	7.5	10.1	16.9	19.0	1.7	
16 Pembuatan kayu dan produk kayu dan gabus, kecuali perabot; pembuatan bagi artikel jerami dan bahan-bahan anyaman <i>Manufacture of wood and products of wood and cork, except furniture; manufacture of articles of straw and plaiting materials</i>	3.4	12.4	-7.0	81.0	-21.6	10.7	13.4	22.3	22.6	-0.6	
17 Pembuatan kertas dan produk kertas <i>Manufacture of paper and paper products</i>	15.8	9.6	10.7	29.4	10.0	14.9	10.2	10.3	11.9	6.1	
18 Percetakan dan penerbitan semula media rakaman <i>Printing and reproduction of recorded media</i>	4.9	13.3	3.8	42.7	-15.0	3.5	7.8	22.0	18.8	7.5	
31 Pembuatan perabot <i>Manufacture of furniture</i>	-5.7	9.8	5.1	33.7	-39.0	-2.9	6.7	18.9	29.4	-5.2	
4. Petroleum, kimia, getah dan plastik <i>Petroleum, chemical, rubber and plastic</i>	27.5	15.5	8.1	46.3	34.2	25.2	9.7	11.1	24.4	16.2	
19 Pembuatan kok dan produk petroleum bertapis <i>Manufacture of coke and refined petroleum products</i>	36.6	42.3	-17.6	59.8	66.8	58.9	36.3	36.3	57.2	37.4	
20 Pembuatan kimia dan produk kimia <i>Manufacture of chemicals and chemical products</i>	12.9	9.0	3.9	17.2	15.9	16.4	10.0	14.9	9.4	2.9	
21 Pembuatan produk farmaseutikal asas, kimia perubatan dan botani <i>Manufacture of basic pharmaceutical products and pharmaceutical preparations</i>	17.1	10.8	19.8	12.7	13.9	22.7	13.9	10.7	12.1	7.1	
22 Pembuatan produk getah dan plastik <i>Manufacture of rubber and plastics products</i>	29.6	-12.1	56.0	56.5	17.6	-1.3	-15.0	-17.4	-9.1	-5.0	
5. Produk mineral bukan logam, logam asas dan produk logam yang direka <i>Non-metallic mineral products, basic metal and fabricated metal products</i>	7.1	12.5	0.6	47.8	-11.9	7.7	8.4	18.5	23.1	3.9	
23 Pembuatan produk galian bukan logam lain <i>Manufacture of other non-metallic mineral products</i>	6.4	15.2	1.8	66.8	-17.0	2.0	6.9	20.6	33.5	6.0	
24 Pembuatan logam asas <i>Manufacture of basic metals</i>	8.0	9.4	0.5	51.7	-10.2	10.2	10.3	16.4	11.2	2.2	
25 Pembuatan produk logam, kecuali mesin dan kelengkapan <i>Manufacture of fabricated metal products, except machinery and equipment</i>	6.8	13.2	-0.2	34.2	-9.4	9.8	8.0	18.6	26.6	3.8	
6. Produk elektrik dan elektronik <i>Electrical and electronic products</i>	14.5	20.3	11.1	30.0	2.9	17.7	17.6	24.2	25.5	14.8	
26 Pembuatan komputer, produk elektronik dan optikal <i>Manufacture of computer, electronics and optical products</i>	14.2	22.4	12.4	28.3	2.5	17.4	18.2	27.9	28.0	16.6	
27 Pembuatan kelengkapan elektrik <i>Manufacture of electrical equipment</i>	15.1	15.6	5.7	38.9	2.7	18.9	20.2	15.1	21.1	7.4	
28 Pembuatan jentera dan peralatan t.t.t.l. <i>Manufacture of machinery and equipment n.e.c.</i>	16.2	6.9	5.7	35.1	6.8	19.1	9.3	4.6	7.7	6.3	
7. Kelengkapan pengangkutan dan pembuatan lain <i>Transport equipment and other manufactures</i>	5.9	14.5	15.2	47.3	-24.4	5.6	5.5	18.2	31.1	7.9	
29 Pembuatan kenderaan bermotor, treler dan semi treler <i>Manufacture of motor vehicles, trailers and semi-trailers</i>	6.0	15.3	22.7	47.3	-26.8	5.2	6.3	20.0	32.1	7.9	
30 Pembuatan kelengkapan pengangkutan lain <i>Manufacture of other transport equipment</i>	8.9	11.3	-0.8	50.4	-7.0	8.3	2.6	13.6	21.2	9.9	
32 Pembuatan lain <i>Other manufacturing</i>	3.8	16.3	1.3	51.0	-25.8	3.9	3.8	15.8	48.3	5.6	
33 Pembaikan dan pemasangan jentera dan kelengkapan <i>Repair and installation of machinery and equipment</i>	0.0	7.9	0.6	29.8	-24.8	8.3	6.1	10.1	10.2	6.2	
Pembuatan <i>Manufacturing</i>	Jumlah <i>Total</i>	15.5	15.8	8.5	33.9	6.4	16.5	12.8	17.4	22.5	11.1

(%)

2023	2022	2023	2022												2023		
Q1	(Jan. - Mac)	(Jan. - Mac)	Jan.	Feb.	Mac	Apr.	Mei	Jun	Jul.	Ogo.	Sep.	Okt.	Nov.	Dis.	Jan.	Feb.	Mac
6.0	16.3	6.0	20.6	13.8	14.4	14.9	20.3	14.3	14.4	18.4	7.1	4.6	4.7	10.3	4.5	8.6	5.0
6.1	17.0	6.1	21.7	14.2	15.1	14.9	20.8	12.3	12.1	16.8	6.4	4.9	4.6	11.0	4.4	9.1	4.9
0.2	6.3	0.2	6.4	6.6	5.8	14.8	13.9	89.4	80.6	40.9	18.9	6.8	10.4	5.7	0.5	-0.3	0.3
17.4	4.7	17.4	2.3	9.6	2.6	15.6	0.5	200.5	179.5	353.6	63.9	-23.6	-2.1	-21.2	20.6	5.7	25.3
0.9	8.0	0.9	8.4	7.7	8.0	8.3	7.7	11.8	15.4	13.8	9.7	0.8	2.7	1.5	0.1	1.4	1.4
-2.1	14.1	-2.1	17.9	14.8	9.7	9.2	7.7	8.0	13.6	13.4	8.9	3.0	0.2	0.4	-2.8	-2.2	-1.3
3.1	2.7	3.1	0.1	1.1	7.3	7.7	7.3	7.5	7.6	6.0	4.7	-5.8	1.3	0.8	1.7	4.7	2.9
6.4	3.6	6.4	2.4	5.1	3.4	6.4	9.6	69.9	82.8	56.7	35.3	16.9	18.6	9.0	6.5	4.8	7.8
1.4	10.1	1.4	13.1	8.1	9.0	13.1	11.9	28.1	33.9	15.4	12.0	4.6	0.4	0.3	-2.2	6.3	0.5
-3.9	13.4	-3.9	16.8	9.6	13.6	13.4	18.5	43.5	44.9	18.6	14.6	5.8	-2.0	-4.9	-7.4	1.2	-4.9
10.3	10.2	10.3	16.0	9.1	6.2	11.5	8.3	11.0	13.8	11.9	10.1	6.9	2.8	8.8	7.0	16.9	7.5
7.5	7.8	7.5	7.7	6.8	8.9	9.2	12.7	54.5	33.8	12.7	12.2	8.9	9.4	4.5	3.2	10.2	9.3
-6.7	6.7	-6.7	8.0	5.8	6.2	18.8	10.8	30.2	82.8	20.2	11.0	-3.3	-6.0	-6.2	-9.9	-3.3	-6.6
7.7	9.7	7.7	15.7	7.4	6.3	6.7	7.7	18.8	19.1	27.2	27.2	23.8	15.0	10.3	10.1	9.2	4.1
21.3	36.3	21.3	46.2	26.0	35.5	23.2	26.5	59.2	51.8	59.6	60.6	56.0	32.1	25.4	26.0	25.0	12.7
2.1	10.0	2.1	10.8	10.1	9.1	18.7	17.3	9.4	9.9	10.1	8.1	2.4	5.3	1.1	1.7	2.0	2.6
12.0	13.9	12.0	24.0	9.1	9.6	15.4	8.3	8.5	15.9	11.7	8.9	7.4	6.7	7.2	6.9	15.8	13.6
-7.3	-15.0	-7.3	-12.6	-13.0	-18.3	-16.1	-18.1	-18.0	-16.0	-5.3	-4.5	-4.8	-5.0	-5.1	-9.1	-6.5	-6.3
5.8	8.4	5.8	8.0	8.2	9.1	9.3	10.2	43.2	44.2	22.3	9.5	4.5	3.1	3.9	1.7	8.8	7.3
6.9	6.9	6.9	4.8	7.4	8.5	12.9	11.0	43.5	46.8	34.3	21.5	7.6	5.2	5.4	3.7	9.7	7.6
4.3	10.3	4.3	9.7	9.5	11.8	10.3	13.0	30.6	34.6	7.3	2.4	2.7	2.2	1.7	-1.3	7.5	6.9
6.3	8.0	6.3	9.0	7.6	7.3	6.1	7.7	52.5	49.2	28.2	8.8	4.1	2.4	4.8	2.6	9.1	7.5
10.6	17.6	10.6	10.6	16.2	25.9	22.4	24.9	25.4	26.1	25.8	24.7	16.6	19.0	9.1	6.4	12.4	12.7
11.7	18.2	11.7	9.2	16.7	28.3	25.6	28.9	29.3	26.9	29.1	27.8	18.9	22.1	9.3	7.1	13.3	14.1
5.9	20.2	5.9	17.2	19.5	24.1	15.7	14.7	15.0	25.2	19.6	19.0	10.3	7.1	4.9	4.6	9.5	3.9
4.9	9.3	4.9	16.6	7.3	4.4	4.5	4.4	4.8	18.9	4.1	2.3	2.0	5.0	11.9	2.5	5.7	6.6
14.6	5.5	14.6	7.3	5.2	4.2	5.1	11.3	47.5	39.4	34.7	21.6	0.5	10.2	12.7	14.0	15.4	14.6
18.6	6.3	18.6	8.4	5.7	4.9	5.3	11.6	54.7	38.7	37.0	22.7	-3.2	11.4	15.3	18.9	18.1	18.6
5.1	2.6	5.1	2.7	3.4	2.0	6.6	12.8	24.0	35.6	15.3	15.6	16.6	7.0	6.5	1.8	8.3	5.3
3.4	3.8	3.4	4.9	5.6	0.8	0.5	8.5	50.7	66.5	60.0	27.6	6.0	7.4	3.4	1.4	5.4	3.5
7.4	6.1	7.4	9.6	2.4	6.1	9.4	9.0	12.3	10.5	10.3	9.8	6.8	5.1	6.7	3.7	15.4	4.5
8.2	12.8	8.2	13.1	11.2	13.9	13.2	15.7	23.4	23.8	24.4	19.5	12.9	11.8	8.8	6.5	10.3	8.0

Jadual **1.1c** : Nilai Jualan Sektor Pembuatan Mengikut Subsektor: Perubahan Peratusan Bulanan/Suku Tahunan
 Table : Sales Value of Manufacturing Sector by Sub-sector: Monthly/Quarterly Percentage Change

Subsektor Sub-sector	2021				2022				
	Q1	Q2	Q3	Q4	Q1	Q2	Q3	Q4	
1. Makanan, minuman dan tembakau <i>Food, beverages and tobacco</i>	-11.2	24.4	-0.8	6.7	-11.7	24.6	-3.7	0.6	
10 Pembuatan produk makanan <i>Manufacture of food products</i>	-12.4	28.1	-0.3	4.7	-12.5	26.8	-4.0	0.3	
11 Pembuatan minuman <i>Manufacture of beverages</i>	16.2	-22.7	-2.1	32.6	5.9	-5.1	6.7	0.3	
12 Pembuatan produk tembakau <i>Manufacture of tobacco products</i>	-2.4	-38.9	-55.2	316.2	-8.1	-22.9	-13.2	36.0	
2. Tekstil, pakaian, kulit dan kasut <i>Textiles, wearing apparel, leather and footwear</i>	-0.4	-7.8	-2.9	20.2	0.4	-6.8	0.3	8.3	
13 Pembuatan tekstil <i>Manufacture of textiles</i>	1.8	3.3	-5.1	14.6	1.6	-2.0	-1.9	3.6	
14 Pembuatan pakaian <i>Manufacture of wearing apparel</i>	-4.2	-14.0	1.9	18.9	-1.5	-10.0	0.6	10.7	
15 Pembuatan produk kulit dan barangan berkaitan <i>Manufacture of leather and related products</i>	5.6	-29.4	-12.0	62.5	2.6	-16.5	10.9	20.7	
3. Produk kayu, perabot, keluaran kertas dan percetakan <i>Wood products, furniture, paper products and printing</i>	1.9	-21.8	1.9	32.4	4.4	-17.0	3.7	13.2	
16 Pembuatan kayu dan produk kayu dan gabus, kecuali perabot; pembuatan bagi artikel jerami dan bahan-bahan anyaman <i>Manufacture of wood and products of wood and cork, except furniture; manufacture of articles of straw and plaiting materials</i>	4.7	-39.5	13.1	54.5	7.3	-34.8	13.3	25.2	
17 Pembuatan kertas dan produk kertas <i>Manufacture of paper and paper products</i>	5.2	3.3	1.4	4.2	0.9	3.4	2.9	-1.1	
18 Percetakan dan penerbitan semula media rakaman <i>Printing and reproduction of recorded media</i>	-0.3	-18.5	0.9	26.2	3.8	-7.7	-1.8	14.2	
31 Pembuatan perabot <i>Manufacture of furniture</i>	-4.3	-31.3	-11.0	65.9	5.1	-23.5	-3.1	21.5	
4. Petroleum, kimia, getah dan plastik <i>Petroleum, chemical, rubber and plastic</i>	11.4	13.3	-0.8	0.0	-2.3	14.7	11.1	-6.6	
19 Pembuatan kok dan produk petroleum bertapis <i>Manufacture of coke and refined petroleum products</i>	7.1	32.0	8.7	3.4	-8.2	32.0	25.4	-9.6	
20 Pembuatan kimia dan produk kimia <i>Manufacture of chemicals and chemical products</i>	12.9	-12.2	10.5	6.3	6.7	-8.3	5.1	-0.1	
21 Pembuatan produk farmaseutikal asas, kimia perubatan dan botani <i>Manufacture of basic pharmaceutical products and pharmaceutical preparations</i>	8.1	6.8	6.4	-0.1	0.4	3.7	7.7	-4.5	
22 Pembuatan produk getah dan plastik <i>Manufacture of rubber and plastics products</i>	14.7	14.9	-17.4	-9.3	-1.2	11.7	-9.1	-5.2	
5. Produk mineral bukan logam, logam asas dan produk logam yang direka <i>Non-metallic mineral products, basic metal and fabricated metal products</i>	3.4	-17.9	-5.1	33.6	4.1	-10.2	-1.5	12.8	
23 Pembuatan produk galian bukan logam lain <i>Manufacture of other non-metallic mineral products</i>	6.1	-20.5	-10.6	35.4	11.1	-10.4	-1.0	7.5	
24 Pembuatan logam asas <i>Manufacture of basic metals</i>	-2.0	-22.0	9.1	32.1	-1.9	-17.7	4.3	21.4	
25 Pembuatan produk logam, kecuali mesin dan kelengkapan <i>Manufacture of fabricated metal products, except machinery and equipment</i>	6.3	-12.2	-12.0	33.8	4.5	-3.6	-6.1	9.7	
6. Produk elektrik dan elektronik <i>Electrical and electronic products</i>	0.8	-2.4	8.1	10.6	0.8	3.1	9.2	1.1	
26 Pembuatan komputer, produk elektronik dan optikal <i>Manufacture of computer, electronics and optical products</i>	2.1	-5.9	10.1	10.9	2.8	1.9	10.2	1.1	
27 Pembuatan kelengkapan elektrik <i>Manufacture of electrical equipment</i>	-7.7	9.6	5.9	11.0	-6.7	4.9	11.4	-1.5	
28 Pembuatan jentera dan peralatan t.t.t.l. <i>Manufacture of machinery and equipment n.e.c.</i>	-1.6	19.7	-5.6	7.1	-9.6	14.5	-2.7	5.6	
7. Kelengkapan pengangkutan dan pembuatan lain <i>Transport equipment and other manufactures</i>	-11.3	-10.8	-8.1	45.2	-11.3	-0.1	1.9	19.5	
29 Pembuatan kenderaan bermotor, treler dan semi treler <i>Manufacture of motor vehicles, trailers and semi-trailers</i>	-15.2	-11.7	-5.6	48.9	-14.4	-0.4	4.0	21.6	
30 Pembuatan kelengkapan pengangkutan lain <i>Manufacture of other transport equipment</i>	-0.5	-11.8	-8.6	34.9	-5.6	-2.4	-2.5	22.3	
32 Pembuatan lain <i>Other manufacturing</i>	2.3	2.0	-27.3	37.0	2.1	13.8	-6.8	-2.5	
33 Pembaikan dan pemasangan jentera dan kelengkapan <i>Repair and installation of machinery and equipment</i>	-2.7	-21.0	4.1	35.3	-4.6	-18.0	4.1	30.4	
Pembuatan <i>Manufacturing</i>	Jumlah <i>Total</i>	0.5	2.6	1.1	11.8	-2.7	6.8	5.4	1.5

(%)

2023		2022												2023		
Q1	Jan.	Feb.	Mac	Apr.	Mei	Jun	Jul.	Ogo.	Sep.	Okt.	Nov.	Dis.	Jan.	Feb.	Mac	
-12.1	-5.8	-6.3	1.4	23.4	2.3	2.2	-9.6	4.9	2.5	-1.9	-2.2	2.5	-10.8	-2.6	-2.0	
-13.0	-6.2	-6.7	1.0	25.0	3.6	2.4	-10.3	4.8	2.8	-2.5	-2.2	2.8	-11.7	-2.5	-2.9	
-1.4	6.7	0.3	6.1	3.9	-18.9	1.1	10.3	6.8	-3.1	5.6	-5.6	-4.1	1.5	-0.4	6.8	
29.1	-14.9	1.0	9.4	-9.0	-27.4	-8.8	-0.7	12.7	-9.0	35.7	7.5	-6.3	30.3	-11.5	29.7	
-0.3	-1.1	-3.7	2.3	-4.5	-4.9	1.8	0.6	0.7	-0.7	3.7	6.0	1.9	-2.5	-2.4	2.4	
-1.7	-0.1	-5.2	3.0	-2.5	-3.6	8.7	-3.4	-2.5	-3.1	2.9	3.8	3.5	-3.3	-4.7	4.0	
2.9	-3.1	-2.0	1.5	-4.3	-6.5	-6.4	6.3	1.6	0.6	2.9	8.2	2.9	-2.1	0.9	-0.2	
-4.9	1.5	-3.0	2.0	-13.9	-5.1	0.3	1.3	13.7	5.6	9.2	7.7	-7.4	-0.8	-4.6	5.0	
4.1	4.1	-8.4	10.2	-9.9	-15.2	-2.8	1.0	12.5	7.1	1.4	4.3	-0.1	1.5	-0.4	4.2	
3.8	4.2	-11.0	14.9	-22.1	-29.8	-2.7	0.5	41.1	8.2	5.6	2.2	1.2	1.4	-2.6	8.0	
4.9	3.6	-5.1	12.4	2.8	-9.1	2.7	0.8	5.4	0.1	-0.7	-3.8	1.0	1.9	3.6	3.3	
3.8	-0.1	-4.7	-0.6	0.1	-9.2	0.8	1.0	-1.7	3.4	-1.8	23.6	-3.3	-1.4	1.7	-1.4	
3.5	7.9	-11.2	8.1	-15.3	-9.0	-15.5	1.9	3.6	23.5	0.6	7.1	-1.0	3.6	-4.7	4.5	
-9.5	1.1	-12.7	14.2	6.1	-0.9	13.1	2.8	1.4	-2.8	-2.3	-1.9	-5.3	1.0	-13.4	8.9	
-18.9	4.9	-22.8	13.2	19.0	5.3	23.9	6.7	2.7	-2.7	-2.1	-4.8	-11.3	5.3	-23.4	2.1	
6.0	-1.1	-2.1	5.4	-11.5	-1.4	5.1	0.1	6.3	-5.8	-4.2	6.6	5.5	-0.6	-1.8	6.0	
5.0	5.3	-6.7	8.5	0.6	-9.8	21.6	-3.0	0.6	2.4	-3.9	-2.1	-3.1	5.0	1.1	6.4	
-3.6	-3.0	-6.2	25.0	4.9	-9.1	0.6	-2.7	-5.4	-0.7	-0.9	-2.2	-1.8	-7.1	-3.5	25.4	
6.1	3.2	-6.6	3.5	-2.4	-11.2	-1.6	-2.7	7.2	5.3	2.3	3.8	4.8	1.0	-0.1	2.2	
12.2	4.5	-3.6	5.6	-7.0	-9.4	1.3	1.7	1.2	-3.0	-0.2	11.9	4.1	2.8	1.9	3.6	
0.1	0.3	-6.2	3.5	-4.3	-17.0	-9.9	-3.8	24.1	20.2	1.2	-0.3	0.7	-2.6	2.1	2.9	
7.0	4.8	-9.3	2.0	3.0	-7.8	2.5	-5.3	0.7	-0.4	5.1	1.9	9.1	2.7	-3.5	0.5	
-2.9	-8.0	3.5	12.5	-6.4	-5.1	13.6	-6.6	11.0	5.8	-3.6	-2.1	-2.5	-10.2	9.3	12.8	
-1.5	-8.6	6.1	13.8	-9.5	-4.3	14.0	-6.9	11.5	7.0	-4.0	-2.2	-3.7	-10.5	12.3	14.6	
-8.0	-5.7	-8.3	10.1	2.8	-7.6	11.8	-0.2	8.8	1.6	-2.5	-4.5	0.9	-6.0	-4.0	4.5	
-10.8	-4.6	-7.5	1.1	20.0	-9.4	11.5	-10.9	8.3	-1.7	0.2	2.8	5.6	-12.6	-4.5	1.9	
-5.8	-9.1	-7.1	12.7	1.1	-9.7	0.4	0.5	3.3	7.6	2.1	17.7	-3.6	-8.1	-6.0	12.0	
-5.9	-12.4	-5.9	12.5	-1.0	-7.5	0.3	2.5	2.9	6.1	1.5	23.2	-3.2	-9.6	-6.6	13.0	
-9.8	-3.3	-10.2	17.0	4.3	-21.2	6.5	-1.8	1.2	8.3	18.0	-0.4	-5.4	-7.6	-4.5	13.8	
-0.01	4.8	-8.3	2.7	17.0	0.3	-5.4	-9.8	6.2	8.4	-12.3	6.6	-2.9	2.7	-4.6	0.9	
-3.6	-1.7	-13.3	27.1	-6.6	-32.0	0.6	1.9	10.1	29.7	3.2	9.9	-6.7	-4.5	-3.4	15.1	
-5.3	-3.4	-5.2	9.8	2.3	-4.0	8.1	-3.3	6.1	2.7	-1.8	0.2	-1.7	-5.4	-1.9	7.6	

Jadual **1.2a** : Bilangan Pekerja Bergaji Sektor Pembuatan Mengikut Subsektor
 Table **1.2a** : Number of Paid Employees of Manufacturing Sector by Sub-sector

Subsektor Sub-sector	2021	2022	2021		
			Q1	Q2	
1. Makanan, minuman dan tembakau <i>Food, beverages and tobacco</i>	297,901	312,503	298,808	298,494	
10 Pembuatan produk makanan <i>Manufacture of food products</i>	280,751	294,898	281,281	281,706	
11 Pembuatan minuman <i>Manufacture of beverages</i>	15,951	16,373	16,115	15,637	
12 Pembuatan produk tembakau <i>Manufacture of tobacco products</i>	1,199	1,232	1,412	1,151	
2. Tekstil, pakaian, kulit dan kasut <i>Textiles, wearing apparel, leather and footwear</i>	82,500	84,022	81,540	78,971	
13 Pembuatan tekstil <i>Manufacture of textiles</i>	27,738	27,871	27,384	27,027	
14 Pembuatan pakaian <i>Manufacture of wearing apparel</i>	42,474	43,591	42,142	40,318	
15 Pembuatan produk kulit dan barangan berkaitan <i>Manufacture of leather and related products</i>	12,288	12,559	12,015	11,626	
3. Produk kayu, perabot, keluaran kertas dan percetakan <i>Wood products, furniture, paper products and printing</i>	293,945	300,117	286,710	278,262	
16 Pembuatan kayu dan produk kayu dan gabus, kecuali perabot; pembuatan bagi artikel jerami dan bahan-bahan anyaman <i>Manufacture of wood and products of wood and cork, except furniture; manufacture of articles of straw and plaiting materials</i>	93,465	94,044	90,158	88,825	
17 Pembuatan kertas dan produk kertas <i>Manufacture of paper and paper products</i>	56,213	58,658	55,320	54,235	
18 Percetakan dan penerbitan semula media rakaman <i>Printing and reproduction of recorded media</i>	67,428	70,120	65,618	63,077	
31 Pembuatan perabot <i>Manufacture of furniture</i>	76,839	77,294	75,614	72,124	
4. Petroleum, kimia, getah dan plastik <i>Petroleum, chemical, rubber and plastic</i>	420,316	431,348	423,964	427,330	
19 Pembuatan kok dan produk petroleum bertapis <i>Manufacture of coke and refined petroleum products</i>	17,093	17,817	17,207	16,812	
20 Pembuatan kimia dan produk kimia <i>Manufacture of chemicals and chemical products</i>	101,692	104,895	104,975	101,641	
21 Pembuatan produk farmaseutikal asas, kimia perubatan dan botani <i>Manufacture of basic pharmaceutical products and pharmaceutical preparations</i>	25,092	27,325	23,420	26,265	
22 Pembuatan produk getah dan plastik <i>Manufacture of rubber and plastics products</i>	276,438	281,311	278,363	282,612	
5. Produk mineral bukan logam, logam asas dan produk logam yang <i>Non-metallic mineral products, basic metal and fabricated metal</i>	373,358	378,084	373,885	362,525	
23 Pembuatan produk galian bukan logam lain <i>Manufacture of other non-metallic mineral products</i>	105,600	107,304	104,197	102,770	
24 Pembuatan logam asas <i>Manufacture of basic metals</i>	111,076	111,538	111,732	107,896	
25 Pembuatan produk logam, kecuali mesin dan kelengkapan <i>Manufacture of fabricated metal products, except machinery and equipment</i>	156,682	159,242	157,956	151,859	
6. Produk elektrik dan elektronik <i>Electrical and electronic products</i>	585,527	615,997	562,623	568,471	
26 Pembuatan komputer, produk elektronik dan optikal <i>Manufacture of computer, electronics and optical products</i>	390,477	416,128	370,468	376,557	
27 Pembuatan kelengkapan elektrik <i>Manufacture of electrical equipment</i>	102,080	103,580	99,658	98,270	
28 Pembuatan jentera dan peralatan t.t.t.l. <i>Manufacture of machinery and equipment n.e.c.</i>	92,969	96,289	92,497	93,644	
7. Kelengkapan pengangkutan dan pembuatan lain <i>Transport equipment and other manufactures</i>	206,071	213,364	206,014	201,366	
29 Pembuatan kenderaan bermotor, treler dan semi treler <i>Manufacture of motor vehicles, trailers and semi-trailers</i>	83,798	86,835	83,226	82,711	
30 Pembuatan kelengkapan pengangkutan lain <i>Manufacture of other transport equipment</i>	41,596	43,427	43,092	40,706	
32 Pembuatan lain <i>Other manufacturing</i>	39,222	40,788	38,583	37,931	
33 Pembaikan dan pemasangan jentera dan kelengkapan <i>Repair and installation of machinery and equipment</i>	41,456	42,314	41,113	40,018	
Pembuatan <i>Manufacturing</i>	Jumlah <i>Total</i>	2,259,619	2,335,435	2,233,545	2,215,420

		2022				2023		2022	2023
Q3	Q4	Q1	Q2	Q3	Q4	Q1	(Jan. - Mac)	(Jan. - Mac)	
299,079	297,901	302,632	303,341	307,220	312,503	318,572	302,632	318,572	
281,854	280,751	284,914	285,923	289,878	294,898	300,354	284,914	300,354	
16,029	15,951	16,304	16,247	16,144	16,373	16,770	16,304	16,770	
1,196	1,199	1,413	1,170	1,198	1,232	1,448	1,413	1,448	
78,901	82,500	83,137	82,639	82,292	84,022	85,096	83,137	85,096	
27,293	27,738	27,585	27,660	27,897	27,871	28,115	27,585	28,115	
39,623	42,474	43,154	42,708	41,931	43,591	43,969	43,154	43,969	
11,985	12,288	12,399	12,272	12,464	12,559	13,011	12,399	13,011	
287,981	293,945	295,043	294,663	295,302	300,117	301,925	295,043	301,925	
93,126	93,465	91,448	92,333	93,204	94,044	92,962	91,448	92,962	
54,814	56,213	56,974	56,605	57,633	58,658	59,308	56,974	59,308	
62,499	67,428	67,661	65,902	65,467	70,120	70,319	67,661	70,319	
77,542	76,839	78,959	79,824	78,998	77,294	79,337	78,959	79,337	
422,651	420,316	428,403	431,602	433,224	431,348	434,110	428,403	434,110	
17,148	17,093	17,719	17,262	17,651	17,817	18,486	17,719	18,486	
101,298	101,692	105,228	102,801	102,306	104,895	107,580	105,228	107,580	
26,547	25,092	24,800	27,994	28,824	27,325	26,901	24,800	26,901	
277,659	276,438	280,656	283,545	284,443	281,311	281,143	280,656	281,143	
365,349	373,358	376,488	372,058	374,888	378,084	379,977	376,488	379,977	
103,829	105,600	105,181	106,264	107,175	107,304	105,623	105,181	105,623	
106,907	111,076	112,250	110,408	111,054	111,538	112,586	112,250	112,586	
154,614	156,682	159,057	155,387	156,659	159,242	161,768	159,057	161,768	
573,632	585,527	590,903	602,060	611,431	615,997	615,782	590,903	615,782	
381,683	390,477	394,505	403,586	411,580	416,128	414,042	394,505	414,042	
100,361	102,080	102,806	102,185	104,235	103,580	104,635	102,806	104,635	
91,587	92,969	93,591	96,289	95,616	96,289	97,105	93,591	97,105	
203,813	206,071	210,719	211,541	212,603	213,364	215,807	210,719	215,807	
83,032	83,798	85,015	85,774	86,316	86,835	87,037	85,015	87,037	
41,603	41,596	43,328	42,973	43,725	43,427	44,253	43,328	44,253	
38,175	39,222	39,511	39,779	40,695	40,788	40,934	39,511	40,934	
41,003	41,456	42,865	43,016	41,867	42,314	43,583	42,865	43,583	
2,231,406	2,259,619	2,287,325	2,297,905	2,316,961	2,335,435	2,351,269	2,287,325	2,351,269	

Jadual **1.2a** : Bilangan Pekerja Bergaji Sektor Pembuatan Mengikut Subsektor (samb.)
 Table : Number of Paid Employees of Manufacturing Sector by Sub-sector (cont.)

Subsektor	Jan.	Feb.	Mac.	Apr.	Mei.	
	1. Makanan, minuman dan tembakau	302,519	302,562	302,632	302,210	302,204
Food, beverages and tobacco						
10 Pembuatan produk makanan Manufacture of food products	285,122	284,847	284,914	284,565	284,653	
11 Pembuatan minuman Manufacture of beverages	16,109	16,283	16,304	16,479	16,387	
12 Pembuatan produk tembakau Manufacture of tobacco products	1,288	1,432	1,413	1,165	1,165	
2. Tekstil, pakaian, kulit dan kasut	82,795	83,322	83,137	82,751	83,370	
Textiles, wearing apparel, leather and footwear						
13 Pembuatan tekstil Manufacture of textiles	27,610	27,519	27,585	27,520	27,779	
14 Pembuatan pakaian Manufacture of wearing apparel	42,686	43,104	43,154	42,859	43,163	
15 Pembuatan produk kulit dan barangan berkaitan Manufacture of leather and related products	12,500	12,698	12,399	12,371	12,427	
3. Produk kayu, perabot, keluaran kertas dan percetakan	296,297	296,332	295,043	292,921	295,530	
Wood products, furniture, paper products and printing						
16 Pembuatan kayu dan produk kayu dan gabus, kecuali perabot; pembuatan bagi artikel jerami dan bahan-bahan anyaman Manufacture of wood and products of wood and cork, except furniture; manufacture of articles of straw and plaiting materials	93,872	93,451	91,448	90,930	93,579	
17 Pembuatan kertas dan produk kertas Manufacture of paper and paper products	56,584	57,016	56,974	56,425	56,563	
18 Percetakan dan penerbitan semula media rakaman Printing and reproduction of recorded media	67,482	67,331	67,661	65,412	65,771	
31 Pembuatan perabot Manufacture of furniture	78,359	78,533	78,959	80,154	79,616	
4. Petroleum, kimia, getah dan plastik	421,546	420,036	428,403	435,322	434,915	
Petroleum, chemical, rubber and plastic						
19 Pembuatan kok dan produk petroleum bertapis Manufacture of coke and refined petroleum products	17,035	17,282	17,719	17,224	17,268	
20 Pembuatan kimia dan produk kimia Manufacture of chemicals and chemical products	102,342	102,145	105,228	102,125	102,923	
21 Pembuatan produk farmaseutikal asas, kimia perubatan dan botani Manufacture of basic pharmaceutical products and pharmaceutical preparations	24,691	24,817	24,800	28,001	27,853	
22 Pembuatan produk getah dan plastik Manufacture of rubber and plastics products	277,478	275,791	280,656	287,972	286,870	
5. Produk mineral bukan logam, logam asas dan produk logam yang direka	375,795	374,228	376,488	374,377	374,101	
Non-metallic mineral products, basic metal and fabricated metal products						
23 Pembuatan produk galian bukan logam lain Manufacture of other non-metallic mineral products	106,663	104,914	105,181	105,571	106,066	
24 Pembuatan logam asas Manufacture of basic metals	111,920	112,084	112,250	111,767	111,053	
25 Pembuatan produk logam, kecuali mesin dan kelengkapan Manufacture of fabricated metal products, except machinery and equipment	157,212	157,230	159,057	157,040	156,982	
6. Produk elektrik dan elektronik	585,997	589,135	590,903	593,311	595,704	
Electrical and electronic products						
26 Pembuatan komputer, produk elektronik dan optikal Manufacture of computer, electronics and optical products	389,778	391,825	394,505	396,868	399,275	
27 Pembuatan kelengkapan elektrik Manufacture of electrical equipment	102,398	102,254	102,806	101,638	101,558	
28 Pembuatan jentera dan peralatan t.t.t.l. Manufacture of machinery and equipment n.e.c.	93,820	95,057	93,591	94,805	94,870	
7. Kelengkapan pengangkutan dan pembuatan lain	209,197	210,312	210,719	210,578	210,863	
Transport equipment and other manufactures						
29 Pembuatan kenderaan bermotor, treler dan semi treler Manufacture of motor vehicles, trailers and semi-trailers	84,390	85,095	85,015	85,024	84,900	
30 Pembuatan kelengkapan pengangkutan lain Manufacture of other transport equipment	42,840	43,045	43,328	42,914	42,862	
32 Pembuatan lain Other manufacturing	39,437	39,702	39,511	39,543	39,753	
33 Pembaikan dan pemasangan jentera dan kelengkapan Repair and installation of machinery and equipment	42,529	42,470	42,865	43,097	43,347	
Pembuatan Manufacturing	Jumlah Total	2,274,146	2,275,927	2,287,325	2,291,471	2,296,686

2022						2023			
Jun	Jul.	Ogo.	Sep.	Okt.	Nov.	Dis.	Jan.	Feb.	Mac.
303,341	304,381	304,832	307,220	307,965	309,974	312,503	316,809	319,546	318,572
285,923	287,015	287,594	289,878	290,649	292,711	294,898	298,930	301,386	300,354
16,247	16,202	16,129	16,144	16,114	16,054	16,373	16,583	16,717	16,770
1,170	1,164	1,109	1,198	1,202	1,210	1,232	1,296	1,443	1,448
82,639	81,862	81,858	82,292	81,849	83,811	84,022	84,837	84,831	85,096
27,660	27,505	27,647	27,897	27,872	27,976	27,871	28,095	27,854	28,115
42,708	42,220	41,905	41,931	41,479	43,321	43,591	43,879	43,863	43,969
12,272	12,137	12,307	12,464	12,498	12,515	12,559	12,863	13,114	13,011
294,663	292,698	292,935	295,302	298,664	300,048	300,117	302,697	303,581	301,925
92,333	91,869	92,040	93,204	93,340	94,188	94,044	94,568	95,214	92,962
56,605	56,767	56,700	57,633	58,303	58,481	58,658	58,843	59,436	59,308
65,902	65,724	65,699	65,467	68,259	69,835	70,120	70,262	69,878	70,319
79,824	78,338	78,497	78,998	78,762	77,544	77,294	79,024	79,053	79,337
431,602	432,621	432,825	433,224	432,250	430,799	431,348	430,230	431,616	434,110
17,262	17,640	17,686	17,651	17,646	17,670	17,817	17,783	17,989	18,486
102,801	102,703	102,421	102,306	103,621	104,390	104,895	105,650	105,966	107,580
27,994	28,379	28,682	28,824	28,855	27,473	27,325	26,805	26,916	26,901
283,545	283,899	284,037	284,443	282,128	281,266	281,311	279,992	280,746	281,143
372,058	373,089	373,337	374,888	375,558	375,679	378,084	380,545	379,566	379,977
106,264	107,000	106,813	107,175	107,067	107,508	107,304	107,769	105,797	105,623
110,408	110,892	110,780	111,054	111,993	111,458	111,538	112,701	112,481	112,586
155,387	155,197	155,745	156,659	156,498	156,713	159,242	160,075	161,289	161,768
602,060	603,601	611,200	611,431	611,800	614,961	615,997	611,164	615,055	615,782
403,586	405,675	411,047	411,580	410,859	414,913	416,128	410,422	413,081	414,042
102,185	102,256	104,335	104,235	104,814	103,875	103,580	103,746	103,887	104,635
96,289	95,670	95,818	95,616	96,128	96,173	96,289	96,996	98,086	97,105
211,541	212,654	212,365	212,603	213,094	212,798	213,364	215,669	215,772	215,807
85,774	86,035	86,090	86,316	86,386	86,315	86,835	87,000	87,089	87,037
42,973	43,240	43,405	43,725	43,686	43,603	43,427	44,293	44,313	44,253
39,779	40,553	40,594	40,695	40,669	40,708	40,788	40,916	40,892	40,934
43,016	42,826	42,276	41,867	42,353	42,172	42,314	43,460	43,478	43,583
2,297,905	2,300,906	2,309,353	2,316,961	2,321,179	2,328,070	2,335,435	2,341,951	2,349,967	2,351,269

Jadual **1.2b** : Bilangan Pekerja Bergaji Sektor Pembuatan Mengikut Subsektor: Perubahan Peratusan Tahunan
 Table **1.2b** : Number of Paid Employees of Manufacturing Sector by Sub-sector: Annual Percentage Change

Subsektor Sub-sector	2021	2022	2021				2022				
			Q1	Q2	Q3	Q4	Q1	Q2	Q3	Q4	
1. Makanan, minuman dan tembakau <i>Food, beverages and tobacco</i>	2.4	4.9	0.1	0.5	0.8	2.4	1.3	1.6	2.7	4.9	
10 Pembuatan produk makanan <i>Manufacture of food products</i>	2.5	5.0	0.9	0.6	0.8	2.5	1.3	1.5	2.8	5.0	
11 Pembuatan minuman <i>Manufacture of beverages</i>	1.7	2.6	-10.6	-2.1	0.7	1.7	1.2	3.9	0.7	2.6	
12 Pembuatan produk tembakau <i>Manufacture of tobacco products</i>	3.3	2.8	-12.8	17.6	11.1	3.3	0.1	1.7	0.2	2.8	
2. Tekstil, pakaian, kulit dan kasut <i>Textiles, wearing apparel, leather and footwear</i>	2.5	1.8	-15.1	-11.6	-4.3	2.5	2.0	4.6	4.3	1.8	
13 Pembuatan tekstil <i>Manufacture of textiles</i>	3.9	0.5	-4.6	-2.7	0.4	3.9	0.7	2.3	2.2	0.5	
14 Pembuatan pakaian <i>Manufacture of wearing apparel</i>	1.3	2.6	-23.4	-18.8	-9.2	1.3	2.4	5.9	5.8	2.6	
15 Pembuatan produk kulit dan barangan berkaitan <i>Manufacture of leather and related products</i>	3.8	2.2	-2.5	-1.8	3.0	3.8	3.2	5.6	4.0	2.2	
3. Produk kayu, perabot, keluaran kertas dan percetakan <i>Wood products, furniture, paper products and printing</i>	3.4	2.1	-3.7	-1.4	1.5	3.4	2.9	5.9	2.5	2.1	
16 Pembuatan kayu dan produk kayu dan gabus, kecuali perabot; pembuatan bagi artikel jerami dan bahan-bahan anyaman <i>Manufacture of wood and products of wood and cork, except furniture; manufacture of articles of straw and plaiting materials</i>	2.6	0.6	-8.1	-3.5	0.5	2.6	1.4	3.9	0.1	0.6	
17 Pembuatan kertas dan produk kertas <i>Manufacture of paper and paper products</i>	3.5	4.3	-3.1	2.7	2.9	3.5	3.0	4.4	5.1	4.3	
18 Percetakan dan penerbitan semula media rakaman <i>Printing and reproduction of recorded media</i>	3.7	4.0	-1.2	-0.4	-1.9	3.7	3.1	4.5	4.7	4.0	
31 Pembuatan perabot <i>Manufacture of furniture</i>	4.0	0.6	-0.7	-2.5	4.6	4.0	4.4	10.7	1.9	0.6	
4. Petroleum, kimia, getah dan plastik <i>Petroleum, chemical, rubber and plastic</i>	0.7	2.6	1.8	3.8	1.3	0.7	1.0	1.0	2.5	2.6	
19 Pembuatan kok dan produk petroleum bertapis <i>Manufacture of coke and refined petroleum products</i>	2.8	4.2	-4.5	5.7	5.1	2.8	3.0	2.7	2.9	4.2	
20 Pembuatan kimia dan produk kimia <i>Manufacture of chemicals and chemical products</i>	0.3	3.1	-4.1	2.4	0.1	0.3	0.2	1.1	1.0	3.1	
21 Pembuatan produk farmaseutikal asas, kimia perubatan dan botani <i>Manufacture of basic pharmaceutical products and pharmaceutical preparations</i>	7.5	8.9	11.6	11.6	11.8	7.5	5.9	6.6	8.6	8.9	
22 Pembuatan produk getah dan plastik <i>Manufacture of rubber and plastics products</i>	0.2	1.8	3.9	3.4	0.6	0.2	0.8	0.3	2.4	1.8	
5. Produk mineral bukan logam, logam asas dan produk logam yang direka <i>Non-metallic mineral products, basic metal and fabricated metal products</i>	1.3	1.3	1.7	-0.3	0.2	1.3	0.7	2.6	2.6	1.3	
23 Pembuatan produk galian bukan logam lain <i>Manufacture of other non-metallic mineral products</i>	2.1	1.6	-2.0	-1.9	0.1	2.1	0.9	3.4	3.2	1.6	
24 Pembuatan logam asas <i>Manufacture of basic metals</i>	0.4	0.4	-0.2	1.1	0.1	0.4	0.5	2.3	3.9	0.4	
25 Pembuatan produk logam, kecuali mesin dan kelengkapan <i>Manufacture of fabricated metal products, except machinery and equipment</i>	1.3	1.6	5.8	-0.2	0.4	1.3	0.7	2.3	1.3	1.6	
6. Produk elektrik dan elektronik <i>Electrical and electronic products</i>	5.3	5.2	-0.7	4.4	4.5	5.3	5.0	5.9	6.6	5.2	
26 Pembuatan komputer, produk elektronik dan optikal <i>Manufacture of computer, electronics and optical products</i>	6.8	6.6	-2.7	4.8	5.8	6.8	6.5	7.2	7.8	6.6	
27 Pembuatan kelengkapan elektrik <i>Manufacture of electrical equipment</i>	3.4	1.5	3.6	4.0	3.3	3.4	3.2	4.0	3.9	1.5	
28 Pembuatan jentera dan peralatan t.t.t.l. <i>Manufacture of machinery and equipment n.e.c.</i>	1.1	3.6	3.1	3.1	0.3	1.1	1.2	2.8	4.4	3.6	
7. Kelengkapan pengangkutan dan pembuatan lain <i>Transport equipment and other manufactures</i>	2.3	3.5	-4.0	0.8	1.3	2.3	2.3	5.1	4.3	3.5	
29 Pembuatan kenderaan bermotor, treler dan semi treler <i>Manufacture of motor vehicles, trailers and semi-trailers</i>	1.0	3.6	-7.6	0.7	1.1	1.0	2.1	3.7	4.0	3.6	
30 Pembuatan kelengkapan pengangkutan lain <i>Manufacture of other transport equipment</i>	0.8	4.4	-6.7	0.3	0.1	0.8	0.5	5.6	5.1	4.4	
32 Pembuatan lain <i>Other manufacturing</i>	5.6	4.0	2.9	1.1	1.8	5.6	2.4	4.9	6.6	4.0	
33 Pembaikan dan pemasangan jentera dan kelengkapan <i>Repair and installation of machinery and equipment</i>	3.7	2.1	0.8	1.5	2.3	3.7	4.3	7.5	2.1	2.1	
Pembuatan <i>Manufacturing</i>	Jumlah <i>Total</i>	2.7	3.4	-1.1	1.2	1.6	2.7	2.4	3.7	3.8	3.4

(%)

2023	2022	2023	2022												2023		
Q1	(Jan. - Mac)	(Jan. - Mac)	Jan.	Feb.	Mac	Apr.	Mei	Jun	Jul.	Ogo.	Sep.	Okt.	Nov.	Dis.	Jan.	Feb.	Mac
5.3	1.3	5.3	1.3	1.2	1.3	1.1	1.5	1.6	1.5	2.8	2.7	4.3	4.3	4.9	4.7	5.6	5.3
5.4	1.3	5.4	1.3	1.2	1.3	1.0	1.4	1.5	1.4	2.9	2.8	4.4	4.5	5.0	4.8	5.8	5.4
2.9	1.2	2.9	0.8	1.3	1.2	3.2	3.4	3.9	3.7	0.8	0.7	2.2	1.9	2.6	2.9	2.7	2.9
2.4	0.1	2.4	3.6	0.2	0.1	1.1	0.7	1.7	4.6	4.5	0.2	0.4	0.9	2.8	0.6	0.8	2.4
2.4	2.0	2.4	2.0	2.1	2.0	1.7	1.4	4.6	4.5	3.7	4.3	3.5	2.1	1.8	2.5	1.8	2.4
1.9	0.7	1.9	1.3	0.9	0.7	0.5	0.3	2.3	2.4	2.0	2.2	1.8	1.6	0.5	1.8	1.2	1.9
1.9	2.4	1.9	1.9	2.2	2.4	2.1	1.7	5.9	5.5	4.2	5.8	5.2	2.5	2.6	2.8	1.8	1.9
4.9	3.2	4.9	4.0	4.1	3.2	2.7	2.9	5.6	6.2	5.8	4.0	2.1	1.7	2.2	2.9	3.3	4.9
2.3	2.9	2.3	3.1	3.2	2.9	2.7	2.7	5.9	5.1	4.9	2.5	2.8	1.7	2.1	2.2	2.4	2.3
1.7	1.4	1.7	2.0	2.5	1.4	0.9	1.0	3.9	1.0	0.6	0.1	0.4	0.1	0.6	0.7	1.9	1.7
4.1	3.0	4.1	2.8	3.0	3.0	2.7	3.2	4.4	5.3	5.2	5.1	4.8	3.3	4.3	4.0	4.2	4.1
3.9	3.1	3.9	3.5	3.2	3.1	2.7	3.0	4.5	4.7	4.5	4.7	4.9	4.1	4.0	4.1	3.8	3.9
0.5	4.4	0.5	4.4	4.3	4.4	4.6	4.2	10.7	10.8	10.7	1.9	2.3	0.4	0.6	0.8	0.7	0.5
1.3	1.0	1.3	0.1	0.0	1.0	1.2	1.3	1.0	1.7	2.0	2.5	2.0	2.4	2.6	2.1	2.8	1.3
4.3	3.0	4.3	1.5	2.9	3.0	2.8	3.0	2.7	2.9	3.2	2.9	3.4	4.1	4.2	4.4	4.1	4.3
2.2	0.2	2.2	0.2	0.1	0.2	0.7	1.2	1.1	1.2	1.1	1.0	1.1	2.3	3.1	3.2	3.7	2.2
8.5	5.9	8.5	5.8	5.7	5.9	6.0	6.2	6.6	7.2	7.3	8.6	9.4	9.7	8.9	8.6	8.5	8.5
0.2	0.8	0.2	-0.5	-0.6	0.8	0.9	0.8	0.3	1.2	1.7	2.4	1.6	1.7	1.8	0.9	1.8	0.2
0.9	0.7	0.9	0.8	0.8	0.7	1.0	1.3	2.6	3.2	3.2	2.6	2.2	1.9	1.3	1.3	1.4	0.9
0.4	0.9	0.4	1.3	1.2	0.9	0.6	1.2	3.4	3.6	3.4	3.2	3.1	2.9	1.6	1.0	0.8	0.4
0.3	0.5	0.3	0.1	0.6	0.5	2.1	2.0	2.3	4.3	4.1	3.9	3.4	2.7	0.4	0.7	0.4	0.3
1.7	0.7	1.7	1.0	0.6	0.7	0.5	0.8	2.3	2.2	2.5	1.3	0.7	0.8	1.6	1.8	2.6	1.7
4.2	5.0	4.2	4.8	4.7	5.0	5.2	5.2	5.9	6.7	6.9	6.6	5.6	5.4	5.2	4.3	4.4	4.2
5.0	6.5	5.0	6.2	6.0	6.5	6.4	6.5	7.2	7.8	8.1	7.8	6.3	6.5	6.6	5.3	5.4	5.0
1.8	3.2	1.8	2.8	3.1	3.2	3.3	3.2	4.0	4.7	4.8	3.9	3.7	2.9	1.5	1.3	1.6	1.8
3.8	1.2	3.8	1.4	1.3	1.2	2.0	2.5	2.8	4.4	4.5	4.4	5.0	3.2	3.6	3.4	3.2	3.8
2.4	2.3	2.4	1.8	1.7	2.3	3.0	3.4	5.1	5.7	5.5	4.3	3.7	3.0	3.5	3.1	2.6	2.4
2.4	2.1	2.4	1.8	1.9	2.1	1.8	2.0	3.7	4.7	4.9	4.0	3.3	3.2	3.6	3.1	2.3	2.4
2.1	0.5	2.1	0.1	0.4	0.5	3.7	3.8	5.6	6.4	6.9	5.1	4.1	3.8	4.4	3.4	2.9	2.1
3.6	2.4	3.6	2.9	2.6	2.4	2.6	3.5	4.9	6.7	6.9	6.6	5.8	4.4	4.0	3.7	3.0	3.6
1.7	4.3	1.7	2.6	1.7	4.3	5.0	5.8	7.5	6.1	4.0	2.1	1.8	0.6	2.1	2.2	2.4	1.7
2.8	2.4	2.8	2.2	2.1	2.4	2.5	2.7	3.7	4.1	4.3	3.8	3.6	3.3	3.4	3.0	3.3	2.8

Jadual **1.2c** : Bilangan Pekerja Bergaji Sektor Pembuatan Mengikut Subsektor: Perubahan Peratusan Bulanan/Suku Tahunan
 Table **1.2c** : Number of Paid Employees of Manufacturing Sector by Sub-sector: Monthly/Quarterly Percentage Change

Subsektor Sub-sector	2021				2022			
	Q1	Q2	Q3	Q4	Q1	Q2	Q3	Q4
1. Makanan, minuman dan tembakau <i>Food, beverages and tobacco</i>	2.8	-0.1	0.2	-0.4	1.6	0.2	1.3	1.7
10 Pembuatan produk makanan <i>Manufacture of food products</i>	2.7	0.2	0.1	-0.4	1.5	0.4	1.4	1.7
11 Pembuatan minuman <i>Manufacture of beverages</i>	2.8	-3.0	2.5	-0.5	2.2	-0.4	-0.6	1.4
12 Pembuatan produk tembakau <i>Manufacture of tobacco products</i>	21.7	-18.5	3.9	0.2	17.9	-17.2	2.4	2.8
2. Tekstil, pakaian, kulit dan kasut <i>Textiles, wearing apparel, leather and footwear</i>	1.4	-3.2	-0.1	4.6	0.8	-0.6	-0.4	2.1
13 Pembuatan tekstil <i>Manufacture of textiles</i>	2.6	-1.3	1.0	1.6	-0.6	0.3	0.9	-0.1
14 Pembuatan pakaian <i>Manufacture of wearing apparel</i>	0.5	-4.3	-1.7	7.2	1.6	-1.0	-1.8	4.0
15 Pembuatan produk kulit dan barangan berkaitan <i>Manufacture of leather and related products</i>	1.5	-3.2	3.1	2.5	0.9	-1.0	1.6	0.8
3. Produk kayu, perabot, keluaran kertas dan percetakan <i>Wood products, furniture, paper products and printing</i>	0.8	-2.9	3.5	2.1	0.4	-0.1	0.2	1.6
16 Pembuatan kayu dan produk kayu dan gabus, kecuali perabot; pembuatan bagi artikel jerami dan bahan-bahan anyaman <i>Manufacture of wood and products of wood and cork, except furniture; manufacture of articles of straw and plaiting materials</i>	-1.1	-1.5	4.8	0.4	-2.2	1.0	0.9	0.9
17 Pembuatan kertas dan produk kertas <i>Manufacture of paper and paper products</i>	1.9	-2.0	1.1	2.6	1.4	-0.6	1.8	1.8
18 Percetakan dan penerbitan semula media rakaman <i>Printing and reproduction of recorded media</i>	0.9	-3.9	-0.9	7.9	0.3	-2.6	-0.7	7.1
31 Pembuatan perabot <i>Manufacture of furniture</i>	2.4	-4.6	7.5	-0.9	2.8	1.1	-1.0	-2.2
4. Petroleum, kimia, getah dan plastik <i>Petroleum, chemical, rubber and plastic</i>	1.6	0.8	-1.1	-0.6	1.9	0.7	0.4	-0.4
19 Pembuatan kok dan produk petroleum bertapis <i>Manufacture of coke and refined petroleum products</i>	3.5	-2.3	2.0	-0.3	3.7	-2.6	2.3	0.9
20 Pembuatan kimia dan produk kimia <i>Manufacture of chemicals and chemical products</i>	3.5	-3.2	-0.3	0.4	3.5	-2.3	-0.5	2.5
21 Pembuatan produk farmaseutikal asas, kimia perubatan dan botani <i>Manufacture of basic pharmaceutical products and pharmaceutical preparations</i>	0.3	12.1	1.1	-5.5	-1.2	12.9	3.0	-5.2
22 Pembuatan produk getah dan plastik <i>Manufacture of rubber and plastics products</i>	0.9	1.5	-1.8	-0.4	1.5	1.0	0.3	-1.1
5. Produk mineral bukan logam, logam asas dan produk logam yang direka <i>Non-metallic mineral products, basic metal and fabricated metal products</i>	1.4	-3.0	0.8	2.2	0.8	-1.2	0.8	0.9
23 Pembuatan produk galian bukan logam lain <i>Manufacture of other non-metallic mineral products</i>	0.8	-1.4	1.0	1.7	-0.4	1.0	0.9	0.1
24 Pembuatan logam asas <i>Manufacture of basic metals</i>	0.9	-3.4	-0.9	3.9	1.1	-1.6	0.6	0.4
25 Pembuatan produk logam, kecuali mesin dan kelengkapan <i>Manufacture of fabricated metal products, except machinery and equipment</i>	2.1	-3.9	1.8	1.3	1.5	-2.3	0.8	1.6
6. Produk elektrik dan elektronik <i>Electrical and electronic products</i>	1.1	1.0	0.9	2.1	0.9	1.9	1.6	0.7
26 Pembuatan komputer, produk elektronik dan optikal <i>Manufacture of computer, electronics and optical products</i>	1.3	1.6	1.4	2.3	1.0	2.3	2.0	1.1
27 Pembuatan kelengkapan elektrik <i>Manufacture of electrical equipment</i>	1.0	-1.4	2.1	1.7	0.7	-0.6	2.0	-0.6
28 Pembuatan jentera dan peralatan t.t.t.l. <i>Manufacture of machinery and equipment n.e.c.</i>	0.6	1.2	-2.2	1.5	0.7	2.9	-0.7	0.7
7. Kelengkapan pengangkutan dan pembuatan lain <i>Transport equipment and other manufactures</i>	2.3	-2.3	1.2	1.1	2.3	0.4	0.5	0.4
29 Pembuatan kenderaan bermotor, treler dan semi treler <i>Manufacture of motor vehicles, trailers and semi-trailers</i>	0.3	-0.6	0.4	0.9	1.5	0.9	0.6	0.6
30 Pembuatan kelengkapan pengangkutan lain <i>Manufacture of other transport equipment</i>	4.5	-5.5	2.2	-0.02	4.2	-0.8	1.7	-0.7
32 Pembuatan lain <i>Other manufacturing</i>	3.9	-1.7	0.6	2.7	0.7	0.7	2.3	0.2
33 Pembaikan dan pemasangan jentera dan kelengkapan <i>Repair and installation of machinery and equipment</i>	2.8	-2.7	2.5	1.1	3.4	0.4	-2.7	1.1
Pembuatan <i>Manufacturing</i>	Jumlah <i>Total</i>	1.6	-0.8	0.7	1.3	1.2	0.5	0.8

2023	2022												2023		
Q1	Jan.	Feb.	Mac	Apr.	Mei	Jun	Jul.	Ogo.	Sep.	Okt.	Nov.	Dis.	Jan.	Feb.	Mac
1.9	1.6	0.01	0.02	-0.1	0.0	0.4	0.3	0.1	0.8	0.2	0.7	0.8	1.4	0.9	-0.3
1.9	1.6	-0.1	0.02	-0.1	0.03	0.4	0.4	0.2	0.8	0.3	0.7	0.7	1.4	0.8	-0.3
2.4	1.0	1.1	0.1	1.1	-0.6	-0.9	-0.3	-0.4	0.1	-0.2	-0.4	2.0	1.3	0.8	0.3
17.5	7.5	11.1	-1.3	-17.5	-0.1	0.5	-0.5	-4.8	8.1	0.3	0.6	1.8	5.2	11.4	0.3
1.3	0.4	0.6	-0.2	-0.5	0.7	-0.9	-0.9	0.0	0.5	-0.5	2.4	0.3	1.0	-0.01	0.3
0.9	-0.5	-0.3	0.2	-0.2	0.9	-0.4	-0.6	0.5	0.9	-0.1	0.4	-0.4	0.8	-0.9	0.9
0.9	0.5	1.0	0.1	-0.7	0.7	-1.1	-1.1	-0.7	0.1	-1.1	4.4	0.6	0.7	-0.04	0.2
3.6	1.7	1.6	-2.4	-0.2	0.5	-1.2	-1.1	1.4	1.3	0.3	0.1	0.4	2.4	1.9	-0.8
0.6	0.8	0.01	-0.4	-0.7	0.9	-0.3	-0.7	0.1	0.8	1.1	0.5	0.02	0.9	0.3	-0.5
-1.2	0.4	-0.4	-2.1	-0.6	2.9	-1.3	-0.5	0.2	1.3	0.1	0.9	-0.2	0.6	0.7	-2.4
1.1	0.7	0.8	-0.1	-1.0	0.2	0.1	0.3	-0.1	1.6	1.2	0.3	0.3	0.3	1.0	-0.2
0.3	0.1	-0.2	0.5	-3.3	0.6	0.2	-0.3	-0.04	-0.4	4.3	2.3	0.4	0.2	-0.5	0.6
2.6	2.0	0.2	0.5	1.5	-0.7	0.3	-1.9	0.2	0.6	-0.3	-1.5	-0.3	2.2	0.04	0.4
0.6	0.3	-0.4	2.0	1.6	-0.1	-0.8	0.2	0.05	0.1	-0.2	-0.3	0.1	-0.3	0.3	0.6
3.8	-0.3	1.5	2.5	-2.8	0.3	-0.04	2.2	0.3	-0.2	-0.03	0.1	0.8	-0.2	1.2	2.8
2.6	0.6	-0.2	3.0	-2.9	0.8	-0.1	-0.1	-0.3	-0.1	1.3	0.7	0.5	0.7	0.3	1.5
-1.6	-1.6	0.5	-0.1	12.9	-0.5	0.5	1.4	1.1	0.5	0.1	-4.8	-0.5	-1.9	0.4	-0.1
-0.1	0.4	-0.6	1.8	2.6	-0.4	-1.2	0.1	0.05	0.1	-0.8	-0.3	0.02	-0.5	0.3	0.1
0.5	0.7	-0.4	0.6	-0.6	-0.1	-0.5	0.3	0.1	0.4	0.2	0.03	0.6	0.7	-0.3	0.1
-1.6	1.0	-1.6	0.3	0.4	0.5	0.2	0.7	-0.2	0.3	-0.1	0.4	-0.2	0.4	-1.8	-0.2
0.9	0.8	0.1	0.1	-0.4	-0.6	-0.6	0.4	-0.1	0.2	0.8	-0.5	0.1	1.0	-0.2	0.1
1.6	0.3	0.01	1.2	-1.3	-0.04	-1.0	-0.1	0.4	0.6	-0.1	0.1	1.6	0.5	0.8	0.3
-0.03	0.1	0.5	0.3	0.4	0.4	1.1	0.3	1.3	0.04	0.1	0.5	0.2	-0.8	0.6	0.1
-0.5	-0.2	0.5	0.7	0.6	0.6	1.1	0.5	1.3	0.1	-0.2	1.0	0.3	-1.4	0.6	0.2
1.0	0.3	-0.1	0.5	-1.1	-0.1	0.6	0.1	2.0	-0.1	0.6	-0.9	-0.3	0.2	0.1	0.7
0.8	0.9	1.3	-1.5	1.3	0.1	1.5	-0.6	0.2	-0.2	0.5	0.05	0.1	0.7	1.1	-1.0
1.1	1.5	0.5	0.2	-0.1	0.1	0.3	0.5	-0.1	0.1	0.2	-0.1	0.3	1.1	0.05	0.02
0.2	0.7	0.8	-0.1	0.01	-0.1	1.0	0.3	0.1	0.3	0.1	-0.1	0.6	0.2	0.1	-0.1
1.9	3.0	0.5	0.7	-1.0	-0.1	0.3	0.6	0.4	0.7	-0.1	-0.2	-0.4	2.0	0.04	-0.1
0.4	0.5	0.7	-0.5	0.1	0.5	0.1	1.9	0.1	0.2	-0.1	0.1	0.2	0.3	-0.1	0.1
3.0	2.6	-0.1	0.9	0.5	0.6	-0.8	-0.4	-1.3	-1.0	1.2	-0.4	0.3	2.7	0.04	0.2
0.7	0.6	0.1	0.5	0.2	0.2	0.1	0.1	0.4	0.3	0.2	0.3	0.3	0.3	0.3	0.1

Jadual **1.3a** : Gaji dan Upah yang Dibayar Sektor Pembuatan Mengikut Subsektor
 Table **1.3a** : Salaries and Wages Paid of Manufacturing Sector by Sub-sector

Subsektor Sub-sector	2021	2022	2021				2022					
			Q1	Q2	Q3	Q4	Q1	Q2	Q3	Q4		
1. Makanan, minuman dan tembakau <i>Food, beverages and tobacco</i>	10,343	11,028	2,559	2,564	2,555	2,665	2,702	2,721	2,738	2,867		
10 Pembuatan produk makanan <i>Manufacture of food products</i>	9,773	10,433	2,411	2,429	2,422	2,512	2,553	2,578	2,596	2,706		
11 Pembuatan minuman <i>Manufacture of beverages</i>	508	532	131	121	120	136	132	128	128	143		
12 Pembuatan produk tembakau <i>Manufacture of tobacco products</i>	62	63	17	14	14	17	17	14	14	18		
2. Tekstil, pakaian, kulit dan kasut <i>Textiles, wearing apparel, leather and footwear</i>	1,827	1,909	466	443	437	481	480	462	465	502		
13 Pembuatan tekstil <i>Manufacture of textiles</i>	657	673	163	162	161	171	166	164	168	174		
14 Pembuatan pakaian <i>Manufacture of wearing apparel</i>	862	913	223	207	204	229	231	218	219	244		
15 Pembuatan produk kulit dan barangan berkaitan <i>Manufacture of leather and related products</i>	308	323	79	75	72	81	82	79	78	84		
3. Produk kayu, perabot, keluaran kertas dan percetakan <i>Wood products, furniture, paper products and printing</i>	9,057	9,483	2,286	2,215	2,204	2,353	2,398	2,338	2,326	2,421		
16 Pembuatan kayu dan produk kayu dan gabus, kecuali perabot; pembuatan bagi artikel jerami dan bahan-bahan anyaman <i>Manufacture of wood and products of wood and cork, except furniture; manufacture of articles of straw and plaiting materials</i>	2,461	2,584	605	586	616	654	650	634	642	658		
17 Pembuatan kertas dan produk kertas <i>Manufacture of paper and paper products</i>	2,018	2,100	505	502	495	517	524	516	520	541		
18 Percetakan dan penerbitan semula media rakaman <i>Printing and reproduction of recorded media</i>	2,153	2,242	559	549	507	538	567	559	542	575		
31 Pembuatan perabot <i>Manufacture of furniture</i>	2,425	2,556	617	578	586	643	658	629	622	647		
4. Petroleum, kimia, getah dan plastik <i>Petroleum, chemical, rubber and plastic</i>	20,344	20,969	5,017	5,121	5,104	5,101	5,079	5,225	5,327	5,338		
19 Pembuatan kok dan produk petroleum bertapis <i>Manufacture of coke and refined petroleum products</i>	2,326	2,363	617	522	565	621	629	532	577	625		
20 Pembuatan kimia dan produk kimia <i>Manufacture of chemicals and chemical products</i>	5,677	5,831	1,462	1,388	1,398	1,429	1,485	1,422	1,445	1,479		
21 Pembuatan produk farmaseutikal asas, kimia perubatan dan botani <i>Manufacture of basic pharmaceutical products and pharmaceutical preparations</i>	717	789	165	180	183	189	180	196	202	211		
22 Pembuatan produk getah dan plastik <i>Manufacture of rubber and plastics products</i>	11,623	11,986	2,772	3,030	2,958	2,863	2,786	3,075	3,102	3,023		
5. Produk mineral bukan logam, logam asas dan produk logam yang direka <i>Non-metallic mineral products, basic metal and fabricated metal products</i>	13,860	14,412	3,525	3,393	3,334	3,608	3,650	3,553	3,521	3,687		
23 Pembuatan produk galian bukan logam lain <i>Manufacture of other non-metallic mineral products</i>	4,340	4,607	1,079	1,088	1,055	1,118	1,123	1,145	1,151	1,187		
24 Pembuatan logam asas <i>Manufacture of basic metals</i>	4,048	4,180	1,043	986	959	1,059	1,093	1,029	997	1,061		
25 Pembuatan produk logam, kecuali mesin dan kelengkapan <i>Manufacture of fabricated metal products, except machinery and equipment</i>	5,473	5,625	1,403	1,319	1,320	1,431	1,435	1,378	1,373	1,439		
6. Produk elektrik dan elektronik <i>Electrical and electronic products</i>	27,409	29,441	6,957	6,691	6,606	7,155	7,384	7,197	7,206	7,654		
26 Pembuatan komputer, produk elektronik dan optikal <i>Manufacture of computer, electronics and optical products</i>	19,284	21,078	4,871	4,742	4,623	5,049	5,268	5,187	5,129	5,494		
27 Pembuatan kelengkapan elektrik <i>Manufacture of electrical equipment</i>	3,832	3,939	976	910	952	994	993	940	995	1,010		
28 Pembuatan jentera dan peralatan t.t.t.l. <i>Manufacture of machinery and equipment n.e.c.</i>	4,292	4,424	1,110	1,039	1,032	1,112	1,123	1,070	1,083	1,149		
7. Kelengkapan pengangkutan dan pembuatan lain <i>Transport equipment and other manufactures</i>	6,992	7,287	1,776	1,734	1,664	1,817	1,820	1,823	1,780	1,864		
29 Pembuatan kenderaan bermotor, treler dan semi treler <i>Manufacture of motor vehicles, trailers and semi-trailers</i>	3,411	3,526	865	858	803	885	872	889	861	904		
30 Pembuatan kelengkapan pengangkutan lain <i>Manufacture of other transport equipment</i>	1,095	1,142	288	277	259	271	290	289	281	282		
32 Pembuatan lain <i>Other manufacturing</i>	1,226	1,300	302	291	303	330	325	314	326	335		
33 Pembaikan dan pemasangan jentera dan kelengkapan <i>Repair and installation of machinery and equipment</i>	1,260	1,319	322	309	298	330	334	331	312	342		
Pembuatan <i>Manufacturing</i>	Jumlah	Total	89,830	94,528	22,584	22,162	21,904	23,180	23,513	23,318	23,364	24,332

(RM Juta/Million)

2023	2022	2023	2022											2023			
Q1	(Jan. - Mac)	(Jan. - Mac)	Jan.	Feb.	Mac	Apr.	Mei	Jun	Jul.	Ogo.	Sep.	Okt.	Nov.	Dis.	Jan.	Feb.	Mac
2,912	2,702	2,912	903	894	905	901	907	912	912	906	921	922	933	1,012	978	972	962
2,753	2,553	2,753	853	843	857	852	860	866	866	859	871	872	881	954	925	919	909
141	132	141	44	45	43	44	42	42	41	42	45	45	47	52	48	47	47
18	17	18	5	6	6	5	5	5	5	5	5	5	5	7	6	6	6
503	480	503	165	158	157	155	156	150	153	154	159	159	166	177	173	164	166
172	166	172	56	55	55	54	55	55	55	56	57	57	58	59	59	56	57
245	231	245	81	75	75	74	75	69	73	72	74	74	81	89	86	79	80
86	82	86	28	27	27	27	27	26	25	26	28	28	28	29	29	29	29
2,502	2,398	2,502	810	796	792	779	783	775	770	773	783	790	798	834	843	832	827
678	650	678	220	216	214	212	212	209	213	214	216	217	217	224	226	228	224
548	524	548	173	177	174	172	171	173	171	173	176	177	178	187	180	186	182
594	567	594	194	185	188	184	188	187	182	182	177	183	190	202	204	193	197
683	658	683	222	218	217	211	212	205	203	204	214	213	213	221	233	225	224
5,355	5,079	5,355	1,675	1,654	1,750	1,708	1,739	1,778	1,770	1,781	1,776	1,758	1,733	1,847	1,770	1,753	1,831
677	629	677	199	198	231	173	173	186	185	187	206	204	195	226	216	212	249
1,551	1,485	1,551	488	489	508	479	465	478	489	481	476	477	477	525	509	512	530
188	180	188	61	60	60	67	64	65	66	68	68	69	66	76	65	61	62
2,939	2,786	2,939	927	908	951	989	1,037	1,049	1,031	1,045	1,026	1,007	996	1,019	981	968	990
3,765	3,650	3,765	1,237	1,203	1,210	1,181	1,194	1,178	1,166	1,165	1,191	1,197	1,206	1,283	1,272	1,248	1,244
1,144	1,123	1,144	377	367	378	378	385	383	383	379	390	391	391	405	393	373	379
1,128	1,093	1,128	370	363	360	347	345	338	329	331	338	340	342	379	382	375	370
1,494	1,435	1,494	490	473	472	456	465	457	455	455	463	467	473	499	498	501	495
7,618	7,384	7,618	2,473	2,490	2,421	2,374	2,402	2,421	2,351	2,400	2,456	2,452	2,448	2,754	2,529	2,571	2,518
5,463	5,268	5,463	1,745	1,774	1,749	1,723	1,722	1,742	1,669	1,703	1,757	1,749	1,756	1,989	1,794	1,849	1,820
1,007	993	1,007	342	333	319	292	321	328	328	334	333	331	325	354	343	337	327
1,148	1,123	1,148	386	383	354	359	359	351	353	363	366	372	366	411	393	384	371
1,862	1,820	1,862	603	610	608	616	605	602	588	594	599	604	606	655	617	624	621
878	872	878	289	296	287	300	294	295	283	288	290	291	291	322	292	297	289
296	290	296	92	95	102	97	97	94	93	93	95	95	93	94	96	98	103
328	325	328	110	109	106	104	104	106	107	109	110	108	108	119	111	109	109
359	334	359	111	110	113	115	110	106	104	103	104	110	114	119	119	120	120
24,517	23,513	24,517	7,865	7,805	7,843	7,715	7,787	7,816	7,709	7,771	7,885	7,881	7,890	8,562	8,183	8,164	8,170

Jadual **1.3b** : Gaji dan Upah yang Dibayar Sektor Pembuatan Mengikut Subsektor: Perubahan Peratusan Tahunan
 Table **1.3b** : *Salaries and Wages Paid of Manufacturing Sector by Sub-sector: Annual Percentage Change*

Subsektor Sub-sector	2021	2022	2021				2022				
			Q1	Q2	Q3	Q4	Q1	Q2	Q3	Q4	
1. Makanan, minuman dan tembakau <i>Food, beverages and tobacco</i>	2.2	6.6	-2.2	2.6	2.7	5.7	5.6	6.1	7.2	7.6	
10 Pembuatan produk makanan <i>Manufacture of food products</i>	2.6	6.7	-1.1	2.6	3.0	6.0	5.9	6.2	7.2	7.7	
11 Pembuatan minuman <i>Manufacture of beverages</i>	-5.4	4.8	-16.6	-0.05	-2.8	0.5	1.0	5.5	6.8	5.8	
12 Pembuatan produk tembakau <i>Manufacture of tobacco products</i>	-2.4	2.6	-18.7	16.7	1.7	0.4	0.8	1.8	3.9	3.9	
2. Tekstil, pakaian, kulit dan kasut <i>Textiles, wearing apparel, leather and footwear</i>	-8.5	4.5	-17.9	-6.6	-8.0	0.4	2.9	4.2	6.6	4.4	
13 Pembuatan tekstil <i>Manufacture of textiles</i>	-0.6	2.4	-4.9	3.3	-3.4	2.9	1.7	1.6	4.4	2.0	
14 Pembuatan pakaian <i>Manufacture of wearing apparel</i>	-15.7	5.8	-26.8	-17.0	-13.1	-2.3	3.6	5.7	7.5	6.7	
15 Pembuatan produk kulit dan barangan berkaitan <i>Manufacture of leather and related products</i>	-1.5	5.2	-12.3	8.2	-2.5	3.2	3.4	5.5	9.4	3.0	
3. Produk kayu, perabot, keluaran kertas dan percetakan <i>Wood products, furniture, paper products and printing</i>	1.0	4.7	-2.8	3.2	-1.1	5.1	4.9	5.6	5.5	2.9	
16 Pembuatan kayu dan produk kayu dan gabus, kecuali perabot; pembuatan bagi artikel jerami dan bahan-bahan anyaman <i>Manufacture of wood and products of wood and cork, except furniture; manufacture of articles of straw and plaiting materials</i>	1.5	5.0	-6.0	2.6	1.2	8.8	7.5	8.2	4.2	0.6	
17 Pembuatan kertas dan produk kertas <i>Manufacture of paper and paper products</i>	0.7	4.1	-4.7	3.1	0.7	4.3	3.7	2.9	5.1	4.6	
18 Percetakan dan penerbitan semula media rakaman <i>Printing and reproduction of recorded media</i>	-0.8	4.2	-4.1	2.3	-2.8	1.8	1.3	1.9	6.9	6.8	
31 Pembuatan perabot <i>Manufacture of furniture</i>	2.4	5.4	3.4	4.6	-3.3	5.2	6.6	8.7	6.1	0.6	
4. Petroleum, kimia, getah dan plastik <i>Petroleum, chemical, rubber and plastic</i>	4.8	3.1	3.8	9.4	4.4	1.9	1.2	2.0	4.4	4.6	
19 Pembuatan kok dan produk petroleum bertapis <i>Manufacture of coke and refined petroleum products</i>	1.9	1.6	-3.1	6.4	5.2	0.6	1.9	1.9	2.1	0.7	
20 Pembuatan kimia dan produk kimia <i>Manufacture of chemicals and chemical products</i>	0.2	2.7	-8.5	5.6	2.7	2.5	1.5	2.4	3.4	3.5	
21 Pembuatan produk farmaseutikal asas, kimia perubatan dan botani <i>Manufacture of basic pharmaceutical products and pharmaceutical preparations</i>	13.7	10.0	14.6	14.8	13.9	11.9	8.8	8.6	10.3	11.8	
22 Pembuatan produk getah dan plastik <i>Manufacture of rubber and plastics products</i>	7.3	3.1	12.9	11.5	4.6	1.3	0.5	1.5	4.9	5.6	
5. Produk mineral bukan logam, logam asas dan produk logam yang direka <i>Non-metallic mineral products, basic metal and fabricated metal products</i>	2.1	4.0	-0.3	4.5	-0.2	4.4	3.6	4.7	5.6	2.2	
23 Pembuatan produk galian bukan logam lain <i>Manufacture of other non-metallic mineral products</i>	1.6	6.2	-3.5	5.1	1.1	4.1	4.1	5.3	9.1	6.2	
24 Pembuatan logam asas <i>Manufacture of basic metals</i>	1.5	3.3	-3.8	4.2	-0.1	6.2	4.8	4.4	4.0	0.1	
25 Pembuatan produk logam, kecuali mesin dan kelengkapan <i>Manufacture of fabricated metal products, except machinery and equipment</i>	2.9	2.8	5.2	4.3	-1.4	3.4	2.3	4.5	4.0	0.5	
6. Produk elektrik dan elektronik <i>Electrical and electronic products</i>	4.6	7.4	0.2	7.4	4.2	6.9	6.1	7.5	9.1	7.0	
26 Pembuatan komputer, produk elektronik dan optikal <i>Manufacture of computer, electronics and optical products</i>	5.5	9.3	-1.3	8.7	5.8	9.3	8.2	9.4	11.0	8.8	
27 Pembuatan kelengkapan elektrik <i>Manufacture of electrical equipment</i>	2.2	2.8	3.3	3.0	1.1	1.5	1.7	3.3	4.5	1.6	
28 Pembuatan jentera dan peralatan t.t.t.l. <i>Manufacture of machinery and equipment n.e.c.</i>	3.0	3.1	4.4	5.8	0.2	1.8	1.2	3.0	4.9	3.3	
7. Kelengkapan pengangkutan dan pembuatan lain <i>Transport equipment and other manufactures</i>	1.0	4.2	-5.5	6.4	0.3	3.9	2.5	5.1	7.0	2.6	
29 Pembuatan kenderaan bermotor, treler dan semi treler <i>Manufacture of motor vehicles, trailers and semi-trailers</i>	-0.2	3.4	-7.8	7.5	-1.5	2.1	0.8	3.6	7.3	2.1	
30 Pembuatan kelengkapan pengangkutan lain <i>Manufacture of other transport equipment</i>	-0.5	4.2	-9.1	7.9	-0.5	1.6	0.5	4.5	8.4	3.9	
32 Pembuatan lain <i>Other manufacturing</i>	5.6	6.1	3.9	3.7	4.6	9.9	7.8	8.1	7.5	1.5	
33 Pembaikan dan pemasangan jentera dan kelengkapan <i>Repair and installation of machinery and equipment</i>	1.6	4.7	-3.9	4.4	1.7	4.7	3.7	7.1	4.6	3.6	
Pembuatan	Jumlah Total	3.0	5.2	-0.6	6.0	2.3	4.7	4.1	5.2	6.7	5.0

(%)

2023	2022	2023	2022												2023		
Q1	(Jan. - Mac)	(Jan. - Mac)	Jan.	Feb.	Mac.	Apr.	Mei.	Jun	Jul.	Ogo.	Sep.	Okt.	Nov.	Dis.	Jan.	Feb.	Mac.
7.8	5.6	7.8	5.9	5.4	5.5	4.4	5.7	8.3	6.4	9.4	5.8	6.0	7.0	9.7	8.3	8.8	6.3
7.8	5.9	7.8	6.2	5.6	5.8	4.5	5.8	8.3	6.3	9.5	5.9	6.1	7.1	9.8	8.4	9.0	6.1
6.9	1.0	6.9	-0.04	2.0	1.2	2.5	5.6	8.9	8.8	7.0	4.8	5.1	4.7	7.5	7.9	4.0	9.0
4.5	0.8	4.5	1.3	0.9	0.3	0.5	0.2	4.8	4.9	4.6	2.3	2.6	4.4	4.6	3.8	4.1	5.6
4.9	2.9	4.9	2.8	3.2	2.7	2.0	2.0	8.9	6.4	5.8	7.7	5.9	3.8	3.6	4.9	4.2	5.6
3.5	1.7	3.5	2.4	2.0	0.8	0.6	0.4	3.9	4.1	3.7	5.2	3.2	2.3	0.7	4.1	1.5	4.9
5.7	3.6	5.7	3.1	3.8	3.9	2.7	2.4	13.1	6.5	6.4	9.5	9.2	5.5	5.6	5.7	5.5	6.0
5.4	3.4	5.4	2.8	4.0	3.4	3.2	4.4	9.1	11.5	8.6	8.2	2.9	2.0	3.9	4.3	5.9	6.1
4.3	4.9	4.3	5.1	5.2	4.5	4.5	5.0	7.3	7.2	6.7	2.9	3.0	2.6	3.1	4.1	4.5	4.4
4.2	7.5	4.2	7.6	7.9	7.1	7.0	7.9	9.9	6.8	5.8	0.3	0.5	0.3	1.1	2.5	5.1	5.0
4.7	3.7	4.7	4.0	5.9	1.3	1.2	3.0	4.4	6.1	5.8	3.5	3.3	2.7	7.7	4.1	5.0	4.9
4.8	1.3	4.8	1.6	1.3	1.0	0.5	0.6	4.7	6.0	5.8	9.1	9.3	8.6	3.0	5.1	4.5	4.7
3.8	6.6	3.8	6.7	5.2	7.9	8.5	7.9	9.6	9.8	9.3	0.2	0.3	0.1	1.4	4.8	3.3	3.2
5.4	1.2	5.4	1.1	1.1	1.5	2.3	2.4	1.4	4.6	4.7	3.8	3.8	4.8	5.2	5.7	6.0	4.7
7.7	1.9	7.7	0.2	2.5	2.7	2.5	3.1	0.2	2.5	3.9	0.2	0.3	0.4	1.2	8.1	7.3	7.6
4.5	1.5	4.5	1.8	1.3	1.6	2.9	3.5	1.0	4.7	4.0	1.5	3.1	3.3	4.1	4.4	4.6	4.4
4.6	8.8	4.6	10.5	7.8	8.2	8.3	8.5	9.1	9.9	10.0	11.0	11.7	12.3	11.6	6.7	3.2	3.8
5.5	0.5	5.5	0.4	0.3	0.7	1.6	1.5	1.4	4.6	4.8	5.1	4.4	6.0	6.3	5.8	6.6	4.1
3.1	3.6	3.1	4.1	3.5	3.1	3.3	3.9	7.0	7.2	7.1	2.7	2.4	2.1	2.0	2.9	3.8	2.8
1.9	4.1	1.9	4.6	3.9	3.8	3.4	3.6	8.9	9.8	9.5	8.1	7.5	5.8	5.4	4.0	1.6	0.1
3.2	4.8	3.2	5.7	6.2	2.4	4.1	4.1	5.1	6.0	5.7	0.5	0.2	0.1	0.1	3.4	3.3	2.8
4.1	2.3	4.1	2.6	1.3	3.0	2.8	4.1	6.8	5.9	6.2	0.2	0.1	0.7	0.8	1.6	5.8	5.0
3.2	6.1	3.2	5.6	5.5	7.3	7.3	7.5	7.8	9.1	9.3	8.9	7.2	6.7	7.1	2.3	3.2	4.0
3.7	8.2	3.7	7.4	7.3	9.8	8.9	9.5	9.7	10.9	11.2	10.8	8.6	8.8	9.0	2.8	4.2	4.1
1.4	1.7	1.4	0.8	1.6	2.9	4.2	2.8	3.0	4.7	4.8	4.2	2.7	1.8	0.5	0.3	1.3	2.7
2.3	1.2	2.3	2.0	1.1	0.3	2.8	2.9	3.2	5.1	5.2	4.6	4.7	1.4	4.0	1.7	0.5	4.8
2.3	2.5	2.3	2.5	2.2	2.7	2.7	4.7	8.1	8.4	8.3	4.5	2.9	1.4	3.3	2.4	2.3	2.2
0.7	0.8	0.7	0.5	0.6	1.3	0.6	3.2	7.4	9.1	9.2	3.8	2.6	1.0	2.8	1.0	0.4	0.9
2.4	0.5	2.4	0.0	0.7	0.9	1.3	3.8	8.7	9.1	9.3	7.0	5.6	1.7	4.4	3.7	2.7	1.0
1.0	7.8	1.0	9.4	7.2	6.8	7.4	8.3	8.4	8.4	8.5	5.5	2.1	1.9	0.6	0.3	0.1	2.8
7.5	3.7	7.5	3.6	3.3	4.2	5.4	6.4	9.6	5.7	4.6	3.3	2.0	1.9	6.9	7.0	9.1	6.4
4.3	4.1	4.3	4.1	3.9	4.4	4.5	5.0	6.2	7.1	7.5	5.4	4.8	4.7	5.4	4.0	4.6	4.2

Jadual **1.3C** : Gaji dan Upah yang Dibayar Sektor Pembuatan Mengikut Subsektor: Perubahan Peratusan Bulanan/Suku Tahunan
 Table **1.3C** : Salaries and Wages Paid of Manufacturing Sector by Sub-sector: Monthly/Quarterly Percentage Change

Subsektor Sub-sector	2021				2022				
	Q1	Q2	Q3	Q4	Q1	Q2	Q3	Q4	
1. Makanan, minuman dan tembakau <i>Food, beverages and tobacco</i>	1.5	0.2	-0.3	4.3	1.4	0.7	0.7	4.7	
10 Pembuatan produk makanan <i>Manufacture of food products</i>	1.8	0.7	-0.3	3.7	1.6	1.0	0.7	4.3	
11 Pembuatan minuman <i>Manufacture of beverages</i>	-3.0	-7.3	-1.1	12.9	-2.4	-3.2	0.1	11.9	
12 Pembuatan produk tembakau <i>Manufacture of tobacco products</i>	-0.1	-15.7	-1.5	21.1	0.3	-14.9	0.5	21.1	
2. Tekstil, pakaian, kulit dan kasut <i>Textiles, wearing apparel, leather and footwear</i>	-2.7	-4.9	-1.5	10.2	-0.3	-3.7	0.8	7.8	
13 Pembuatan tekstil <i>Manufacture of textiles</i>	-1.6	-1.1	-0.5	6.2	-2.7	-1.2	2.2	3.8	
14 Pembuatan pakaian <i>Manufacture of wearing apparel</i>	-4.6	-7.5	-1.3	12.1	1.2	-5.6	0.4	11.3	
15 Pembuatan produk kulit dan barangan berkaitan <i>Manufacture of leather and related products</i>	0.6	-5.4	-4.4	13.5	0.8	-3.5	-0.9	6.9	
3. Produk kayu, perabot, keluaran kertas dan percetakan <i>Wood products, furniture, paper products and printing</i>	2.2	-3.1	-0.5	6.8	1.9	-2.5	-0.5	4.1	
16 Pembuatan kayu dan produk kayu dan gabus, kecuali perabot; pembuatan bagi artikel jerami dan bahan-bahan anyaman <i>Manufacture of wood and products of wood and cork, except furniture; manufacture of articles of straw and plaiting materials</i>	0.6	-3.1	5.2	6.1	-0.6	-2.5	1.3	2.5	
17 Pembuatan kertas dan produk kertas <i>Manufacture of paper and paper products</i>	1.8	-0.6	-1.4	4.6	1.2	-1.5	0.7	4.1	
18 Percetakan dan penerbitan semula media rakaman <i>Printing and reproduction of recorded media</i>	5.8	-1.9	-7.7	6.2	5.3	-1.3	-3.2	6.1	
31 Pembuatan perabot <i>Manufacture of furniture</i>	0.9	-6.3	1.4	9.7	2.2	-4.4	-1.0	4.0	
4. Petroleum, kimia, getah dan plastik <i>Petroleum, chemical, rubber and plastic</i>	0.2	2.1	-0.3	-0.1	-0.4	2.9	1.9	0.2	
19 Pembuatan kok dan produk petroleum bertapis <i>Manufacture of coke and refined petroleum products</i>	-0.03	-15.4	8.2	9.9	1.2	-15.4	8.5	8.3	
20 Pembuatan kimia dan produk kimia <i>Manufacture of chemicals and chemical products</i>	4.9	-5.0	0.7	2.2	3.9	-4.2	1.6	2.3	
21 Pembuatan produk farmaseutikal asas, kimia perubatan dan botani <i>Manufacture of basic pharmaceutical products and pharmaceutical preparations</i>	-1.9	8.9	1.7	3.0	-4.5	8.7	3.3	4.4	
22 Pembuatan produk getah dan plastik <i>Manufacture of rubber and plastics products</i>	-1.9	9.3	-2.4	-3.2	-2.7	10.4	0.9	-2.6	
5. Produk mineral bukan logam, logam asas dan produk logam yang direka <i>Non-metallic mineral products, basic metal and fabricated metal products</i>	2.0	-3.7	-1.7	8.2	1.2	-2.7	-0.9	4.7	
23 Pembuatan produk galian bukan logam lain <i>Manufacture of other non-metallic mineral products</i>	0.5	0.9	-3.0	5.9	0.4	2.0	0.5	3.1	
24 Pembuatan logam asas <i>Manufacture of basic metals</i>	4.6	-5.5	-2.7	10.5	3.2	-5.8	-3.1	6.4	
25 Pembuatan produk logam, kecuali mesin dan kelengkapan <i>Manufacture of fabricated metal products, except machinery and equipment</i>	1.3	-6.0	0.1	8.4	0.3	-3.9	-0.4	4.8	
6. Produk elektrik dan elektronik <i>Electrical and electronic products</i>	4.0	-3.8	-1.3	8.3	3.2	-2.5	0.1	6.2	
26 Pembuatan komputer, produk elektronik dan optikal <i>Manufacture of computer, electronics and optical products</i>	5.5	-2.6	-2.5	9.2	4.4	-1.6	-1.1	7.1	
27 Pembuatan kelengkapan elektrik <i>Manufacture of electrical equipment</i>	-0.4	-6.8	4.6	4.4	-0.1	-5.3	5.8	1.5	
28 Pembuatan jentera dan peralatan t.t.t.l. <i>Manufacture of machinery and equipment n.e.c.</i>	1.6	-6.4	-0.7	7.8	1.0	-4.7	1.2	6.1	
7. Kelengkapan pengangkutan dan pembuatan lain <i>Transport equipment and other manufactures</i>	1.5	-2.4	-4.1	9.2	0.1	0.2	-2.3	4.7	
29 Pembuatan kenderaan bermotor, treler dan semi treler <i>Manufacture of motor vehicles, trailers and semi-trailers</i>	-0.2	-0.8	-6.4	10.3	-1.6	2.0	-3.1	5.0	
30 Pembuatan kelengkapan pengangkutan lain <i>Manufacture of other transport equipment</i>	7.8	-3.9	-6.2	4.6	6.7	-0.2	-2.6	0.2	
32 Pembuatan lain <i>Other manufacturing</i>	0.4	-3.6	4.2	8.9	-1.6	-3.3	3.7	2.9	
33 Pembaikan dan pemasangan jentera dan kelengkapan <i>Repair and installation of machinery and equipment</i>	2.0	-4.0	-3.5	10.8	1.0	-0.9	-5.8	9.8	
Pembuatan	Jumlah Total	2.0	-1.9	-1.2	5.8	1.4	-0.8	0.2	4.1

(%)

2023	2022												2023		
Q1	Jan.	Feb.	Mac	Apr.	Mei	Jun	Jul.	Ogo.	Sep.	Okt.	Nov.	Dis.	Jan.	Feb.	Mac
1.6	-2.2	-1.0	1.2	-0.4	0.7	0.6	-0.1	-0.7	1.7	0.1	1.2	8.4	-3.3	-0.6	-1.1
1.7	-1.8	-1.2	1.6	-0.5	0.9	0.7	-0.01	-0.8	1.4	0.1	1.0	8.3	-3.1	-0.6	-1.1
-1.4	-7.2	1.1	-4.7	2.6	-3.8	-1.0	-1.1	1.6	6.6	-0.04	5.2	9.4	-6.8	-2.6	-0.2
0.9	-16.4	6.7	-5.0	-13.9	0.02	0.2	-0.01	-3.7	8.7	4.7	2.2	27.6	-17.0	7.0	-3.6
0.2	-3.4	-4.3	-0.6	-1.0	0.7	-4.1	1.8	0.9	3.1	-0.1	4.8	6.4	-2.2	-5.0	0.8
-1.3	-3.9	-1.7	-1.4	-1.0	2.4	-0.7	0.9	0.2	2.3	0.5	1.7	1.5	-0.6	-4.2	1.9
0.3	-4.4	-7.0	0.1	-1.1	0.1	-7.0	4.7	-0.6	3.1	-0.6	8.9	11.0	-4.3	-7.2	0.5
3.2	0.9	-1.8	-0.8	-0.7	-1.1	-3.1	-4.4	6.9	4.7	0.05	0.5	3.3	1.2	-0.3	-0.6
3.3	0.1	-1.6	-0.5	-1.6	0.5	-1.1	-0.7	0.5	1.3	0.8	1.0	4.5	1.1	-1.3	-0.5
2.9	-0.6	-1.7	-1.4	-0.7	0.2	-1.4	1.6	0.4	1.1	0.4	0.3	3.0	0.8	0.8	-1.5
1.3	-0.05	2.1	-1.9	-0.8	-0.8	1.4	-1.0	0.8	1.6	0.7	0.4	5.2	-3.4	3.0	-2.0
3.4	-1.2	-4.7	2.0	-2.1	1.9	-0.4	-2.7	0.2	-2.9	3.2	3.8	6.6	0.8	-5.3	2.2
5.5	2.1	-1.9	-0.5	-2.8	0.5	-3.2	-1.0	0.5	4.9	-0.5	-0.1	3.7	5.6	-3.3	-0.7
0.3	-4.6	-1.2	5.8	-2.4	1.8	2.2	-0.4	0.6	-0.3	-1.0	-1.4	6.5	-4.1	-1.0	4.5
8.2	-10.8	-0.7	16.9	-25.1	-0.1	7.4	-0.4	0.9	10.2	-0.5	-4.8	16.1	-4.7	-1.5	17.2
4.9	-3.4	0.3	3.8	-5.8	-2.8	2.8	2.2	-1.6	-1.0	0.2	0.0	10.2	-3.1	0.5	3.7
-10.7	-10.3	-2.3	-0.03	12.7	-4.5	0.7	2.3	3.5	-0.8	2.3	-5.1	15.2	-14.2	-5.5	0.5
-2.8	-3.3	-2.1	4.8	4.0	4.8	1.2	-1.8	1.4	-1.8	-1.8	-1.2	2.4	-3.8	-1.4	2.3
2.1	-1.7	-2.7	0.6	-2.4	1.2	-1.4	-1.0	-0.1	2.3	0.6	0.7	6.4	-0.8	-1.9	-0.3
-3.7	-1.9	-2.8	3.2	-0.2	1.9	-0.6	0.1	-1.1	2.8	0.3	0.1	3.6	-3.2	-5.1	1.7
6.3	-2.2	-1.8	-0.8	-3.7	-0.6	-1.9	-2.8	0.6	2.3	0.6	0.5	10.8	1.0	-1.9	-1.2
3.8	-1.2	-3.3	-0.4	-3.3	1.9	-1.7	-0.5	0.2	1.8	0.7	1.4	5.6	-0.3	0.7	-1.1
-0.5	-3.9	0.7	-2.8	-1.9	1.2	0.8	-2.9	2.1	2.4	-0.2	-0.2	12.5	-8.2	1.6	-2.0
-0.6	-4.3	1.7	-1.4	-1.5	-0.1	1.2	-4.2	2.0	3.2	-0.4	0.4	13.3	-9.8	3.1	-1.6
-0.4	-3.0	-2.7	-4.2	-8.4	9.9	2.2	0.04	1.9	-0.2	-0.7	-1.6	8.8	-3.3	-1.7	-2.8
-0.1	-2.3	-0.9	-7.6	1.6	-0.002	-2.2	0.6	2.7	1.0	1.5	-1.5	12.2	-4.4	-2.1	-3.6
-0.1	-4.9	1.2	-0.4	1.4	-1.9	-0.5	-2.4	1.0	0.9	0.8	0.4	8.1	-5.8	1.1	-0.4
-2.9	-7.9	2.5	-3.0	4.5	-2.1	0.6	-4.1	1.9	0.5	0.5	-0.1	10.8	-9.6	1.9	-2.5
5.1	2.5	3.0	7.3	-4.5	-0.2	-3.1	-0.8	-1.1	3.1	-0.2	-2.7	1.6	1.7	2.0	5.4
-2.0	-7.1	-1.3	-2.6	-1.9	0.2	2.0	0.4	2.4	0.6	-2.2	0.6	10.4	-7.4	-1.5	0.1
4.8	0.2	-1.1	2.3	2.3	-4.8	-3.3	-1.6	-0.8	0.4	5.5	4.0	4.0	0.3	0.9	-0.3
0.8	-3.2	-0.8	0.5	-1.6	0.9	0.4	-1.4	0.8	1.5	-0.05	0.1	8.5	-4.4	-0.2	0.1

Jadual
Table **1.4a** : Nilai Jualan Sektor Pembuatan Mengikut Kumpulan
: Sales Value of Manufacturing Sector by Group

Kod Kumpulan Group code	Keterangan Kumpulan/Tempoh	2021	2022	2021			
				Q1	Q2	Q3	Q4
101	Pemprosesan dan pengawetan daging	7,877	8,809	1,849	1,861	2,039	2,128
102	Pemprosesan dan pengawetan ikan, krustasea dan moluska	6,281	5,714	1,678	1,613	1,445	1,544
	10201 Pengetinan ikan, krustasea dan moluska						
	&						
	10202 Pemprosesan dan pengawetan ikan, krustasea dan moluska	5,970	5,391	1,597	1,542	1,373	1,459
	Industri lain	311	323	81	71	73	85
103	Pemprosesan dan pengawetan buah-buahan dan sayur - sayuran	1,779	1,808	521	459	379	419
	10303 Pengetinan nanas						
	&						
	10304 Pembuatan jem, marmalad dan sajian jeli	364	357	118	86	78	82
	Industri lain	1,415	1,451	403	373	301	338
104	Pembuatan minyak dan lemak daripada sayuran dan haiwan	168,492	190,130	30,600	45,231	45,276	47,386
	10404 Pembuatan minyak sayuran mentah dan bertapis						
	&						
	10406 Pembuatan sebatian lemak masakan	17,088	20,492	3,785	4,367	4,748	4,188
	10405 Pembuatan minyak kelapa	1,143	1,536	345	244	232	321
	Industri lain	150,261	168,102	26,470	40,620	40,295	42,876
105	Pembuatan produk tenusu	10,805	12,117	2,585	2,700	2,689	2,831
	10502 Pembuatan susu pekat, tepung dan sejat	10,000	11,313	2,371	2,499	2,498	2,632
	Industri lain	805	804	214	201	190	199
106	Pembuatan produk bijian, kanji dan produk berkanji	8,695	10,613	2,021	2,227	2,134	2,313
	10611 Pengilangan beras	3,920	5,201	787	1,049	1,002	1,082
	10613 Pengilangan tepung	4,453	5,075	1,150	1,104	1,056	1,144
	Industri lain	322	336	84	75	76	87
107	Pembuatan produk makanan lain	53,256	58,413	13,437	13,193	12,950	13,676
	10711 Pembuatan biskut dan cookies	2,234	3,287	567	524	467	676
	10712 Pembuatan roti, kek dan produk bakeri lain	12,375	12,482	3,204	3,193	3,123	2,854
	10713 Pembuatan produk snek	2,342	2,830	586	575	526	656
	10721 Pembuatan gula	5,502	5,200	1,385	1,300	1,333	1,484
	10731 Pembuatan produk koko	3,401	3,402	926	831	792	853
	10732 Pembuatan coklat dan produk coklat						
	&						
	10733 Pembuatan konfeksi gula	12,588	14,094	3,111	3,214	3,081	3,182
	10793 Pembuatan sos dan bahan perasa	2,187	2,267	542	529	494	622
	10799 Pembuatan produk makanan lain t.t.t.l.	4,801	6,300	1,140	1,129	1,236	1,296
	Industri lain	7,825	8,552	1,976	1,896	1,898	2,054
108/ 10800	Pembuatan makanan haiwan tersedia	13,164	16,492	2,545	3,454	3,607	3,558
110	Pembuatan minuman ringan	10,629	12,717	3,009	2,325	2,276	3,019
	11041 Pembuatan minuman ringan	6,267	6,725	1,580	1,363	1,600	1,724
	11042 Pengeluaran air mineral semulajadi dan minuman lain yang dibotolkan	1,321	1,350	336	312	338	336
	Industri lain	3,040	4,643	1,093	650	338	959
120/ 12000	Pembuatan produk tembakau	2,940	3,410	973	594	266	1,108
131	Pemintalan, penenunan dan penyiapan tekstil	6,132	6,520	1,559	1,633	1,333	1,608
	13110 Penyediaan dan pemintalan gentian tekstil						
	&						
	13120 Penenunan tekstil	4,500	4,842	1,161	1,278	921	1,140
	13132 Pewarnaan, pelunturan, percetakan dan penyiapan akhir benang dan fabrik	1,570	1,625	386	343	391	450
	Industri lain	62	53	12	12	20	18
139	Pembuatan tekstil lain	4,595	5,132	1,034	1,046	1,210	1,306
	13910 Pembuatan fabrik dikait dan dikrusye	2,240	2,306	540	524	561	615
	Industri lain	2,356	2,825	495	522	649	690
141	Pembuatan pakaian, kecuali pakaian berbulu	8,631	8,945	2,278	1,953	2,019	2,381
	14102 Pembuatan pakaian	7,689	7,847	1,993	1,745	1,848	2,103
	Industri lain	942	1,098	286	208	171	278
142 & 143	Pembuatan artikel daripada kulit bulu dan pakaian yang dikait dan dikrusye	405	408	112	104	78	111
151 (15110 & 15120)	Penyamakan dan pembersihan kulit, pembuatan bagasi, beg tangan, pelana dan abah-abah pembersihan dan pewarnaan bulu	1,440	1,857	409	294	269	468
152	Pembuatan kasut	750	781	247	169	139	194
	15201 Pembuatan kasut kulit						
	&						
	15203 Pembuatan kasut getah	444	498	151	95	77	121
	Industri lain	306	282	97	74	62	74
161/ 16100	Pengilangan dan pengetaman kayu	5,885	6,672	1,759	1,126	1,227	1,773

2022				2023		2022		2023		Group Description/Period
Q1	Q2	Q3	Q4	Q1	(Jan. - Mar)	(Jan. - Mar)				
2,135	2,179	2,212	2,282	2,269	2,135	2,269	Processing and preserving of meat			
1,435	1,434	1,405	1,440	1,450	1,435	1,450	Processing and preserving of fish, crustaceans and molluscs			
							<i>Canning of fish, crustaceans and molluscs</i>			
1,354	1,359	1,324	1,353	1,357	1,354	1,357	<i>Processing, curing and preserving of fish, crustacean and molluscs</i>			
80	75	81	87	93	80	93	<i>Other industry</i>			
445	441	453	469	517	445	517	Processing and preserving of fruits and vegetable			
							<i>Pineapple canning</i>			
75	77	99	104	113	75	113	<i>Manufacture of jams, marmalades and table jellies</i>			
369	364	354	365	404	369	404	<i>Other industry</i>			
37,522	53,117	49,670	49,822	39,293	37,522	39,293	Manufacture of vegetable and animal oils and fats			
							<i>Manufacture of crude and refined vegetable oil</i>			
4,070	5,239	5,949	5,234	4,976	4,070	4,976	<i>Manufacture of compound cooking fats</i>			
372	359	410	395	315	372	315	<i>Manufacture of coconut oil</i>			
33,080	47,518	43,311	44,193	34,003	33,080	34,003	<i>Other industry</i>			
2,942	3,036	3,090	3,049	3,056	2,942	3,056	Manufacture of dairy products			
2,739	2,842	2,880	2,852	2,871	2,739	2,871	<i>Manufacture of condensed, powdered and evaporated milk</i>			
203	194	210	197	184	203	184	<i>Other industry</i>			
2,516	2,775	2,606	2,716	2,757	2,516	2,757	Manufacture of grain mill products, starches and starch products			
1,189	1,403	1,300	1,308	1,340	1,189	1,340	<i>Rice milling</i>			
1,248	1,291	1,225	1,312	1,334	1,248	1,334	<i>Flour milling</i>			
78	81	81	97	83	78	83	<i>Other industry</i>			
14,013	14,682	14,869	14,849	14,931	14,013	14,931	Manufacture of other food products			
797	846	797	847	839	797	839	<i>Manufacture of biscuits and cookies</i>			
2,875	3,258	3,255	3,094	3,353	2,875	3,353	<i>Manufacture of bread, cakes and other bakery products</i>			
692	723	684	732	698	692	698	<i>Manufacture of snack products</i>			
1,370	1,298	1,252	1,279	1,271	1,370	1,271	<i>Manufacture of sugar</i>			
864	807	847	885	903	864	903	<i>Manufacture of cocoa products</i>			
							<i>Manufacture of chocolate and chocolate products</i>			
3,382	3,618	3,606	3,488	3,441	3,382	3,441	<i>Manufacture of sugar confectionery</i>			
590	561	539	578	569	590	569	<i>Manufacture of sauces and condiments</i>			
1,433	1,497	1,652	1,718	1,610	1,433	1,610	<i>Manufacture of other food products n.e.c.</i>			
2,011	2,074	2,238	2,228	2,247	2,011	2,247	<i>Other industry</i>			
3,619	4,298	4,347	4,228	4,299	3,619	4,299	Manufacture of prepared animal feeds			
3,198	3,034	3,237	3,248	3,204	3,198	3,204	Manufacture of beverages			
1,739	1,564	1,650	1,772	1,695	1,739	1,695	<i>Manufacture of soft drinks</i>			
347	334	345	324	334	347	334	<i>Production of natural mineral waters and other bottled waters</i>			
1,113	1,137	1,242	1,151	1,174	1,113	1,174	<i>Other industry</i>			
1,018	785	681	926	1,196	1,018	1,196	Manufacture of tobacco products			
1,679	1,629	1,586	1,626	1,481	1,679	1,481	Spinning, weaving and finishing of textiles			
							<i>Preparation and spinning of textile fibres</i>			
1,254	1,202	1,171	1,215	1,147	1,254	1,147	<i>Weaving of textiles</i>			
412	413	401	399	324	412	324	<i>Dyeing, bleaching, printing and finishing of yarns and fabrics</i>			
14	13	14	12	11	14	11	<i>Other industry</i>			
1,279	1,272	1,260	1,321	1,415	1,279	1,415	Manufacture of other textiles			
587	574	559	586	584	587	584	<i>Manufacture of knitted and crocheted fabrics</i>			
692	698	701	735	831	692	831	<i>Other industry</i>			
2,353	2,118	2,124	2,350	2,410	2,353	2,410	Manufacture of wearing apparel, except fur apparel			
2,041	1,843	1,881	2,081	2,096	2,041	2,096	<i>Manufacture of clothings</i>			
312	275	242	269	314	312	314	<i>Other industry</i>			
103	92	100	112	123	103	123	Manufacture of articles of fur, knitted and crocheted apparel			
477	387	441	551	508	477	508	Tanning and dressing of leather; manufacture of luggage, handbags, saddlery and harness; dressing and dyeing of fur			
202	181	189	209	215	202	215	Manufacture of footwear			
							<i>Manufacture of leather footwear</i>			
122	108	129	140	138	122	138	<i>Manufacture of rubber footwear</i>			
81	73	60	69	77	81	77	<i>Other industry</i>			
1,933	1,334	1,581	1,825	1,965	1,933	1,965	Sawmilling and planning of wood			

Jadual
Table **1.4a** : Nilai Jualan Sektor Pembuatan Mengikut Kumpulan (samb.)
: Sales Value of Manufacturing Sector by Group (cont.)

Kod Kumpulan Group code	Keterangan Kumpulan/Tempoh	2022					
		Jan.	Feb.	Mac	Apr.	Mei	Jun
101	Pemprosesan dan pengawetan daging	747	706	681	731	738	711
102	Pemprosesan dan pengawetan ikan, krustasea dan moluska	503	450	481	473	473	488
10201 & 10202	Pengetinan ikan, krustasea dan moluska	476	425	454	447	450	462
	Pemprosesan dan pengawetan ikan, krustasea dan moluska						
	Industri lain	28	25	27	26	24	25
103	Pemprosesan dan pengawetan buah-buahan dansayur - sayuran	162	144	139	145	144	152
10303 & 10304	Pengetinan nanas	28	26	22	24	22	31
	Pembuatan jem, marmalad dan sajian jeli						
	Industri lain	133	118	118	121	122	120
104	Pembuatan minyak dan lemak daripada sayuran dan haiwan	13,195	12,218	12,109	16,749	17,919	18,448
10404 & 10406	Pembuatan minyak sayuran mentah dan bertapis	1,434	1,259	1,377	1,624	1,731	1,885
	Pembuatan sebatian lemak masakan						
10405	Pembuatan minyak kelapa	117	126	128	115	121	123
	Industri lain	11,644	10,833	10,603	15,011	16,067	16,440
105	Pembuatan produk tenusu	993	967	982	1,013	1,008	1,015
10502	Pembuatan susu pekat, tepung dan sejat	923	901	916	949	945	948
	Industri lain	70	66	66	64	63	67
106	Pembuatan produk bijian, kanji dan produk berkanji	824	819	873	984	924	868
10611	Pengilangan beras	376	406	408	532	466	406
10613	Pengilangan tepung	420	388	439	424	432	435
	Industri lain	28	25	25	28	26	27
107	Pembuatan produk makanan lain	4,769	4,485	4,759	4,937	4,792	4,953
10711	Pembuatan biskut dan cookies	271	260	266	335	257	254
10712	Pembuatan roti, kek dan produk bakeri lain	987	933	955	1,015	1,092	1,152
10713	Pembuatan produk snek	226	222	243	252	235	236
10721	Pembuatan gula	511	430	429	455	391	453
10731	Pembuatan produk koko	306	300	257	270	268	270
10732 & 10733	Pembuatan coklat dan produk coklat	1,120	1,050	1,211	1,232	1,223	1,163
	Pembuatan konfeksi gula						
10793	Pembuatan sos dan bahan perasa	199	190	200	204	175	182
10799	Pembuatan produk makanan lain t.t.t.l.	474	457	502	492	489	515
	Industri lain	674	641	696	683	661	730
108/ 10800	Pembuatan makanan haiwan tersedia	1,279	1,184	1,156	1,435	1,424	1,439
110	Pembuatan minuman ringan	1,042	1,046	1,110	1,153	936	946
11041	Pembuatan minuman ringan	543	580	616	640	464	459
11042	Pengeluaran air mineral semulajadi dan minuman lain yang dibotolkan	108	115	124	125	102	107
	Industri lain	392	351	370	388	369	380
120/ 12000	Pembuatan produk tembakau	327	330	361	329	239	218
131	Pemintalan, penenunan dan penyiapan tekstil	566	547	567	548	513	568
13110 & 13120	Penyediaan dan pemintalan gentian tekstil	411	414	429	409	386	407
	Penenunan tekstil						
13132	Pewarnaan, pelunturan, percetakan dan penyiapan akhir benang dan fabrik	150	129	133	135	122	156
	Industri lain	5	4	4	4	5	5
139	Pembuatan tekstil lain	446	412	421	415	416	441
13910	Pembuatan fabrik dikait dan dikrusye	203	189	195	186	190	198
	Industri lain	243	223	226	230	225	243
141	Pembuatan pakaian, kecuali pakaian berbulu	787	776	789	757	705	657
14102	Pembuatan pakaian	689	671	681	657	609	577
	Industri lain	98	105	108	100	96	79
142 & 143	Pembuatan artikel daripada kulit bulu dan pakaian yang dikait dan dikrusye	38	33	32	30	30	32
151 (15110 & 15120)	Penyamakan dan pembersihan kulit, pembuatan bagasi, beg tangan, pelana dan abah-abah pembersihan dan pewarnaan bulu	161	160	156	134	123	130
152	Pembuatan kasut	68	63	71	62	62	56
15201 & 15203	Pembuatan kasut kulit	44	34	44	35	36	37
	Pembuatan kasut getah						
	Industri lain	25	28	27	27	27	19
161/ 16100	Pengilangan dan pengetaman kayu	690	561	683	557	391	386

									2023	Group Description/Period
Jul.	Ogo.	Sep.	Okt.	Nov.	Dis.	Jan.	Feb.	Mac		
709	763	741	792	771	719	733	772	765	Processing and preserving of meat	
438	490	478	476	491	473	512	457	481	Processing and preserving of fish, crustaceans and molluscs Canning of fish, crustaceans and molluscs	
413	463	448	446	464	443	482	426	449	Processing, curing and preserving of fish, crustacean and molluscs	
25	27	29	30	27	30	30	31	32	Other industry	
142	155	157	153	163	153	160	165	192	Processing and preserving of fruits and vegetable	
									Pineapple canning	
30	33	36	35	38	31	34	36	43	Manufacture of jams, marmalades and table jellies	
111	122	120	118	125	121	126	129	149	Other industry	
15,779	16,472	17,419	16,701	16,158	16,963	13,900	13,145	12,248	Manufacture of vegetable and animal oils and fats Manufacture of crude and refined vegetable oil	
2,018	2,007	1,924	1,717	1,602	1,915	1,582	1,687	1,707	Manufacture of compound cooking fats	
135	146	129	128	122	145	119	103	93	Manufacture of coconut oil	
13,626	14,319	15,366	14,856	14,435	14,903	12,199	11,355	10,449	Other industry	
979	1,078	1,033	1,007	1,035	1,007	975	1,001	1,080	Manufacture of dairy products	
910	1,007	962	940	969	942	908	943	1,020	Manufacture of condensed, powdered and evaporated milk	
69	71	70	67	66	64	67	58	60	Other industry	
821	884	901	904	897	915	872	931	955	Manufacture of grain mill products, starches and starch products	
394	446	461	444	432	432	400	470	470	Rice milling	
401	412	412	427	433	451	443	434	457	Flour milling	
26	26	28	33	33	31	29	27	27	Other industry	
4,855	5,107	4,907	4,952	4,947	4,949	4,918	4,979	5,034	Manufacture of other food products	
254	278	265	279	286	282	265	286	288	Manufacture of biscuits and cookies	
1,111	1,127	1,017	1,011	1,005	1,077	1,146	1,094	1,113	Manufacture of bread, cakes and other bakery products	
213	233	239	245	242	244	218	225	255	Manufacture of snack products	
411	421	420	425	424	430	417	429	425	Manufacture of sugar	
282	289	276	297	294	294	295	328	280	Manufacture of cocoa products	
									Manufacture of chocolate and chocolate products	
1,163	1,246	1,196	1,190	1,160	1,138	1,156	1,136	1,148	Manufacture of sugar confectionery	
175	184	181	189	202	187	176	194	199	Manufacture of sauces and condiments	
506	579	567	581	588	548	521	539	549	Manufacture of other food products n.e.c.	
742	751	746	734	746	749	724	748	775	Other industry	
1,449	1,423	1,475	1,439	1,385	1,404	1,400	1,432	1,468	Manufacture of prepared animal feeds	
1,043	1,114	1,080	1,140	1,076	1,032	1,047	1,043	1,114	Manufacture of beverages	
548	576	527	612	577	582	537	556	603	Manufacture of soft drinks	
115	119	111	111	110	104	101	113	121	Production of natural mineral waters and other bottled waters	
381	419	442	417	388	346	410	374	390	Other industry	
216	243	222	301	323	303	394	349	452	Manufacture of tobacco products	
545	537	504	514	539	572	510	465	506	Spinning, weaving and finishing of textiles	
									Preparation and spinning of textile fibres	
396	404	371	374	404	437	397	360	390	Weaving of textiles	
144	129	129	137	131	131	110	101	113	Dyeing, bleaching, printing and finishing of yarns and fabrics	
5	5	4	4	4	4	4	3	3	Other industry	
430	413	417	433	443	445	473	473	469	Manufacture of other textiles	
191	184	184	195	196	194	194	195	195	Manufacture of knitted and crocheted fabrics	
239	229	233	238	247	250	279	278	274	Other industry	
700	713	711	732	795	823	800	806	804	Manufacture of wearing apparel, except fur apparel	
623	634	624	643	701	737	704	703	689	Manufacture of clothings	
76	79	87	89	94	86	97	102	115	Other industry	
32	31	37	38	39	35	39	41	42	Manufacture of articles of fur, knitted and crocheted apparel	
129	148	164	179	197	175	171	165	173	Tanning and dressing of leather; manufacture of luggage, handbags, saddlery and harness; dressing and dyeing of fur	
59	66	63	69	69	71	74	69	72	Manufacture of footwear	
									Manufacture of leather footwear	
41	45	43	46	47	47	49	44	46	Manufacture of rubber footwear	
19	22	20	22	22	24	25	25	27	Other industry	
389	613	578	597	591	637	618	631	716	Sawmilling and planning of wood	

Jadual
Table **1.4a** : Nilai Jualan Sektor Pembuatan Mengikut Kumpulan
: Sales Value of Manufacturing Sector by Group

Kod Kumpulan Group code	Keterangan Kumpulan/Tempoh	2021	2022	2021			
				Q1	Q2	Q3	Q4
162	Pembuatan produk daripada kayu, gabus, jerami dan bahan jalinan lain	17,143	19,222	5,123	3,038	3,482	5,500
16211	Pembuatan kepingan venier dan papan lapis	8,271	9,087	2,483	1,420	1,664	2,704
16212	Pembuatan papan partikel dan papan gentian	5,226	5,885	1,457	948	1,155	1,666
16221	Pertukangan kayu untuk jurubina	1,893	2,156	619	322	344	608
	Industri lain	1,752	2,094	564	348	319	522
170	Pembuatan kertas dan produk kertas	25,788	28,260	6,180	6,384	6,476	6,748
17010	Pembuatan pulpa, kertas dan kertas tebal	5,188	5,903	1,205	1,272	1,317	1,394
17020	Pembuatan kertas gelugur dan kertas tebal dan bekas daripada kertas dan kertas tebal	10,480	10,746	2,569	2,553	2,597	2,761
17091	Pembuatan sampul surat dan kad surat	326	374	83	80	80	82
17092	Pembuatan kertas kegunaan rumah dan pembersih peribadi	5,154	5,998	1,216	1,286	1,292	1,360
17093	Pembuatan kertas bergam atau pelekat yang berjalur atau bergulung dan label dan kertas dinding	2,797	3,284	636	734	747	680
	Industri lain	1,843	1,955	470	458	443	472
181 & 182	Percetakan, aktiviti perkhidmatan berkaitan percetakan dan penerbitan semua media rakaman	12,098	13,709	3,291	2,682	2,708	3,417
18110	Percetakan	9,747	10,953	2,518	2,110	2,306	2,813
18120 &	Aktiviti perkhidmatan berkaitan percetakan						
18200	Penerbitan semua media rakaman	2,351	2,756	773	572	402	604
192 (19201 & 19202)	Pembuatan produk petroleum bertapis	175,557	249,901	33,513	44,230	48,092	49,722
201	Pembuatan kimia asas, baja dan sebatian nitrogen, plastik dan getah sintetik dalam bentuk primer	73,682	74,078	19,511	16,592	18,583	18,996
20111	Pembuatan gas perindustrian atau perubatan bukan organik dalam bentuk cecair atau mampat	2,419	2,036	771	752	554	343
20112 &	Pembuatan kimia organik asas						
20113	Pembuatan sebatian bukan organik	38,505	38,698	10,384	8,318	10,055	9,747
20121 &	Pembuatan baja						
20129	Pembuatan produk campuran nitrogen	4,968	5,859	1,212	1,196	1,040	1,520
20131	Pembuatan plastik dalam bentuk primer	24,184	21,813	6,313	5,495	5,906	6,469
	Industri lain	3,607	5,671	831	831	1,028	917
202 & 203	Pembuatan produk kimia lain dan serat buatan manusia	28,646	37,507	6,878	6,572	7,003	8,193
20210	Pembuatan racun perosak dan produk agrokimia lain	2,681	4,109	650	608	636	787
20221	Pembuatan cat, varnis dan penyadur dan mastik	7,653	10,181	1,651	1,742	1,757	2,503
20222	Pembuatan dakwat cetak	989	1,149	246	253	237	252
20231 &	Pembuatan sabun dan bahan pencuci, penyediaan membersihkan dan mengilap						
20232	Pembuatan pewangi dan penyediaan dandanan diri	10,633	13,833	2,665	2,327	2,757	2,884
20291 &	Pembuatan plat fotografi, filem, sensitized paper dan other sensitized unexposed materials						
20292 &	Pembuatan dakwat menulis dan melukis						
20299	Pembuatan produk kimia lain t.t.t.l.	6,066	7,509	1,517	1,486	1,438	1,625
	Industri lain	625	726	150	156	178	141
210	Pembuatan produk farmaseutikal, kimia perubatan dan botani	9,185	10,181	2,117	2,260	2,405	2,403
21001	Pembuatan bahan aktif ubat-ubatan untuk digunakan oleh bidang farmakologi dalam pembuatan ubat-ubatan	7,645	8,413	1,750	1,931	2,006	1,958
	Industri lain	1,540	1,768	367	329	399	445
221	Pembuatan produk getah	86,432	65,736	22,899	27,051	19,939	16,544
22111	Pembuatan tayar getah untuk kenderaan	5,509	4,203	1,065	920	2,013	1,510
22112	Pembuatan bunga tayar yang boleh ditukar ganti dan tayar celup	666	682	178	159	146	185
22191 &	Pembuatan produk lain daripada getah asli atau sintetik, tidak divulkan, divulkan atau dikeraskan						
22193	Pengilangan semula getah dan prosesan susu getah	7,914	7,313	2,292	2,136	1,684	1,803
22192	Pembuatan sarung tangan getah	65,418	46,911	17,568	22,044	14,479	11,326
22199	Pembuatan produk getah lain yang t.t.t.l.	6,925	6,626	1,796	1,792	1,617	1,720
222	Pembuatan produk plastik	58,617	61,804	13,733	15,041	14,847	14,996
22201 &	Pembuatan produk plastik separa siap						
22202	Pembuatan produk plastik siap	17,691	16,740	4,205	4,728	4,508	4,250
22203	Pembuatan artikel plastik untuk pembungkusan barangan	16,599	21,473	3,780	4,004	4,333	4,483
22204	Pembuatan barangan plastik jurubina	1,810	2,163	353	447	510	500
22205	Pembuatan pinggan mangkuk, peralatan dapur dan barangan tandas daripada plastik	4,658	7,037	937	1,119	1,196	1,406
22209	Pembuatan pelbagai produk plastik t.t.t.l.	17,859	14,390	4,458	4,744	4,300	4,357
231 (23101 & 23102 & 23109)	Pembuatan kaca dan produk kaca	5,162	5,410	1,728	1,317	871	1,246

2022		2023		2022	2023	Group Description/Period	
Q1	Q2	Q3	Q4	Q1	(Jan. - Mar)		
5,871	3,758	4,191	5,402	5,538	5,871	5,538	Manufacture of products of wood, cork, straw and plaiting materials
2,821	1,705	1,903	2,659	2,846	2,821	2,846	Manufacture of veneer sheets and plywood
1,758	1,169	1,329	1,629	1,543	1,758	1,543	Manufacture of particle board and fibreboard
652	431	470	604	621	652	621	Manufacture of builders' carpentry
640	454	489	511	527	640	527	Other industry
6,810	7,041	7,246	7,163	7,511	6,810	7,511	Manufacture of paper and paper products
1,494	1,444	1,475	1,489	1,471	1,494	1,471	Manufacture of pulp, paper and paperboard
2,493	2,684	2,803	2,767	2,638	2,493	2,638	Manufacture of corrugated paper and paperboard and containers of paper and paperboard
79	86	102	107	102	79	102	Manufacture of envelopes and letter-card
1,523	1,515	1,490	1,470	1,740	1,523	1,740	Manufacture of household and personal hygiene paper
735	835	888	826	941	735	941	Manufacture of gummed or adhesive paper in strips or rolls and labels and wall paper
486	476	488	505	618	486	618	Other industry
3,547	3,273	3,216	3,673	3,812	3,547	3,812	Printing, service activities related to printing and reproduction of recorded media
2,919	2,646	2,577	2,812	2,899	2,919	2,899	Printing
628	628	639	861	913	628	913	Service activities related to printing
							Reproduction of recorded media
45,669	60,286	75,616	68,330	55,407	45,669	55,407	Manufacture of refined petroleum products
20,084	17,918	18,339	17,737	18,784	20,084	18,784	Manufacture of basic chemicals, fertilizer and nitrogen compounds, plastics and synthetic rubber in primary forms
333	536	577	590	529	333	529	Manufacture of liquefied or compressed inorganic industrial or medical gases
10,674	9,021	9,784	9,219	9,870	10,674	9,870	Manufacture of basic organic chemicals
1,669	1,464	1,387	1,339	1,417	1,669	1,417	Manufacture of inorganic compounds
6,104	5,562	4,997	5,150	5,553	6,104	5,553	Manufacture of fertilizers
1,304	1,334	1,595	1,438	1,415	1,304	1,415	Manufacture of associated nitrogen products
8,940	8,694	9,643	10,230	10,849	8,940	10,849	Manufacture of other chemical products and man-made fibres
1,047	920	930	1,212	1,246	1,047	1,246	Manufacture of pesticides and other agrochemical products
2,629	2,464	2,479	2,609	3,126	2,629	3,126	Manufacture of paints, varnishes and similar coatings ink and mastics
296	293	278	282	293	296	293	Manufacture of printing ink
3,126	3,138	3,838	3,731	3,845	3,126	3,845	Manufacture of soap and detergents, cleaning and polishing preparations
1,689	1,715	1,905	2,199	2,128	1,689	2,128	Manufacture of perfumes and toilet preparations
152	165	212	197	210	152	210	Manufacture of photographic plates, films, sensitized paper and other sensitized unexposed materials
2,412	2,501	2,695	2,573	2,702	2,412	2,702	Manufacture of pharmaceuticals, medicinal chemical and botanical products
2,022	2,092	2,223	2,076	2,218	2,022	2,218	Manufacture of medicinal active substances to be used for their pharmacological properties in the manufacture of medicaments
390	409	472	498	484	390	484	Other industry
16,499	18,756	15,766	14,715	14,721	16,499	14,721	Manufacture of rubber products
1,275	1,222	954	753	747	1,275	747	Manufacture of rubber tyres for vehicles
162	168	179	174	210	162	210	Manufacture of interchangeable tyre treads and retreading rubber tyres
1,644	1,996	1,918	1,755	1,504	1,644	1,504	Manufacture of other products of natural or synthetic rubber, unvulcanized, vulcanized or hardened
11,813	13,687	11,021	10,391	10,824	11,813	10,824	Rubber remilling and latex processing
1,606	1,684	1,693	1,642	1,436	1,606	1,436	Manufacture of rubber gloves
14,652	16,028	15,866	15,258	14,170	14,652	14,170	Manufacture of plastics products
3,949	4,554	4,314	3,923	3,823	3,949	3,823	Manufacture of semi-manufactures of plastic products
4,569	5,526	5,751	5,627	4,817	4,569	4,817	Manufacture of finished plastic products
486	568	577	532	622	486	622	Manufacture of plastic articles for the packing of goods
1,584	1,784	1,880	1,789	1,718	1,584	1,718	Manufacture of builders' plastics ware
4,065	3,595	3,343	3,387	3,190	4,065	3,190	Manufacture of plastic tableware, kitchenware and toilet articles
1,483	1,331	1,263	1,333	1,412	1,483	1,412	Manufacture of glass and glass products

Jadual Table **1.4a** : Nilai Jualan Sektor Pembuatan Mengikut Kumpulan (samb.)
: Sales Value of Manufacturing Sector by Group (cont.)

Kod Kumpulan Group code	Keterangan Kumpulan/Tempoh	2022					
		Jan.	Feb.	Mac	Apr.	Mei	Jun
162	Pembuatan produk daripada kayu, gabus, jerami dan bahan jalinan lain	1,989	1,824	2,058	1,579	1,108	1,072
16211	Pembuatan kepingan venier dan papan lapis	928	892	1,001	738	490	476
16212	Pembuatan papan partikel dan papan gentian	600	525	634	489	354	326
16221	Pertukangan kayu untuk jurubina	235	209	207	165	133	132
	Industri lain	226	198	216	187	131	137
170	Pembuatan kertas dan produk kertas	2,258	2,143	2,409	2,477	2,251	2,312
17010	Pembuatan pulpa, kertas dan kertas tebal	505	471	518	534	454	457
17020	Pembuatan kertas gelugur dan kertas tebal dan bekas daripada kertas dan kertas tebal	825	785	882	954	863	866
17091	Pembuatan sampul surat dan kad surat	26	26	28	25	30	31
17092	Pembuatan kertas kegunaan rumah dan pembersih peribadi	510	473	541	533	488	494
17093	Pembuatan kertas bergam atau pelekat yang berjalur atau bergulung dan label dan kertas dinding	218	233	284	276	258	301
	Industri lain	175	156	155	156	157	163
181 & 182	Percetakan, aktiviti perkhidmatan berkaitan percetakan dan penerbitan semula media rakaman	1,223	1,165	1,158	1,159	1,053	1,061
18110	Percetakan	994	956	969	938	850	857
18120 &	Aktiviti perkhidmatan berkaitan percetakan						
18200	Penerbitan semula media rakaman	230	209	189	221	203	204
192 (19201 & 19202)	Pembuatan produk petroleum bertapis	17,255	13,325	15,090	17,952	18,912	23,423
201	Pembuatan kimia asas, baja dan sebatian nitrogen, plastik dan getah sintetik dalam bentuk primer	6,664	6,536	6,884	5,828	5,940	6,150
20111	Pembuatan gas perindustrian atau perubatan bukan organik dalam bentuk cecair atau mampat	132	107	94	156	184	196
20112 &	Pembuatan kimia organik asas						
20113	Pembuatan sebatian bukan organik	3,544	3,511	3,618	2,830	3,042	3,149
20121 &	Pembuatan baja						
20129	Pembuatan produk campuran nitrogen	567	533	569	506	492	466
20131	Pembuatan plastik dalam bentuk primer	1,978	1,958	2,168	1,890	1,789	1,884
	Industri lain	443	426	435	447	433	455
202 & 203	Pembuatan produk kimia lain dan serat buatan manusia	2,976	2,901	3,063	2,975	2,743	2,976
20210	Pembuatan racun perosak dan produk agrokimia lain	350	333	364	338	280	301
20221	Pembuatan cat, varnis dan penyadur dan mastik	906	858	865	829	804	831
20222	Pembuatan dakwat cetak	102	97	97	101	93	98
20231 &	Pembuatan sabun dan bahan pencuci, penyediaan membersihkan dan mengilap						
20232	Pembuatan pewangi dan penyediaan dandanan diri	1,009	1,006	1,112	1,074	937	1,127
20291 &	Pembuatan plat fotografi, filem, sensitized paper dan other sensitized unexposed materials						
20292 &	Pembuatan dakwat menulis dan melukis						
20299	Pembuatan produk kimia lain t.t.t.l.	560	557	573	588	570	557
	Industri lain	50	51	51	45	58	62
210	Pembuatan produk farmaseutikal, kimia perubatan dan botani	819	764	829	834	752	915
21001	Pembuatan bahan aktif ubat-ubatan untuk digunakan oleh bidang farmakologi dalam pembuatan ubat-ubatan	688	637	697	706	629	757
	Industri lain	131	127	131	128	123	158
221	Pembuatan produk getah	5,166	4,761	6,573	6,609	6,077	6,070
22111	Pembuatan tayar getah untuk kenderaan	428	409	437	451	367	404
22112	Pembuatan bunga tayar yang boleh ditukar ganti dan tayar celup	56	50	56	54	52	62
22191 &	Pembuatan produk lain daripada getah asli atau sintetik, tidak divulkan, divulkan atau dikeraskan						
22193	Pengilangan semula getah dan prosesan susu getah	548	520	577	704	594	698
22192	Pembuatan sarung tangan getah	3,604	3,283	4,926	4,802	4,550	4,335
22199	Pembuatan produk getah lain yang t.t.t.l.	530	499	577	598	514	572
222	Pembuatan produk plastik	4,846	4,635	5,171	5,714	5,118	5,196
22201 &	Pembuatan produk plastik separa siap						
22202	Pembuatan produk plastik siap	1,311	1,250	1,388	1,523	1,471	1,561
22203	Pembuatan artikel plastik untuk pembungkusan barangan	1,525	1,470	1,574	1,865	1,824	1,837
22204	Pembuatan barangan plastik jurubina	162	141	184	190	187	190
22205	Pembuatan pinggan mangkuk, peralatan dapur dan barangan tandas daripada plastik	530	461	593	642	578	564
22209	Pembuatan pelbagai produk plastik t.t.t.l.	1,318	1,313	1,434	1,494	1,057	1,043
231 (23101 & 23102 & 23109)	Pembuatan kaca dan produk kaca	464	505	513	464	459	408

									2023	Group Description/Period
Jul.	Ogo.	Sep.	Okt.	Nov.	Dis.	Jan.	Feb.	Mac		
1,076	1,455	1,660	1,767	1,826	1,809	1,862	1,784	1,891	Manufacture of products of wood, cork, straw and plaiting materials	
465	643	796	858	921	880	960	917	969	Manufacture of veneer sheets and plywood	
342	458	529	543	537	549	505	498	540	Manufacture of particle board and fibreboard	
138	170	162	200	195	209	221	196	203	Manufacture of builders' carpentry	
132	184	173	166	173	171	176	173	179	Other industry	
2,331	2,456	2,459	2,442	2,350	2,372	2,418	2,505	2,589	Manufacture of paper and paper products	
474	504	497	540	477	472	498	512	461	Manufacture of pulp, paper and paperboard	
904	948	952	936	923	908	868	878	892	Manufacture of corrugated paper and paperboard and containers of paper and paperboard	
32	34	35	37	35	35	36	31	35	Manufacture of envelopes and letter-card	
468	498	524	480	476	514	540	566	634	Manufacture of household and personal hygiene paper	
289	310	289	287	273	265	282	309	350	Manufacture of gummed or adhesive paper in strips or rolls and labels and wall paper	
164	162	162	161	165	179	193	209	216	Other industry	
1,072	1,054	1,090	1,070	1,323	1,280	1,262	1,284	1,266	Printing, service activities related to printing and reproduction of recorded media	
856	844	877	849	1,012	951	948	969	982	Printing	
216	210	213	221	311	329	314	315	284	Service activities related to printing	
									Reproduction of recorded media	
24,989	25,665	24,961	24,433	23,259	20,637	21,738	16,662	17,007	Manufacture of refined petroleum products	
6,151	6,377	5,811	5,568	5,932	6,237	6,184	6,168	6,432	Manufacture of basic chemicals, fertilizer and nitrogen compounds, plastics and synthetic rubber in primary forms	
191	207	178	180	196	215	198	177	154	Manufacture of liquefied or compressed inorganic industrial or medical gases	
3,271	3,433	3,080	2,889	3,008	3,323	3,255	3,264	3,351	Manufacture of basic organic chemicals	
461	474	451	436	436	467	485	455	477	Manufacture of inorganic compounds	
1,733	1,691	1,573	1,586	1,798	1,765	1,774	1,804	1,975	Manufacture of fertilizers	
495	572	529	479	494	466	473	468	474	Manufacture of associated nitrogen products	
2,981	3,327	3,335	3,197	3,412	3,621	3,618	3,460	3,771	Manufacture of other chemical products and man-made fibres	
277	321	333	335	404	473	435	389	423	Manufacture of pesticides and other agrochemical products	
796	852	832	798	872	938	982	984	1,160	Manufacture of paints, varnishes and similar coatings ink and mastics	
93	98	88	87	96	99	101	96	96	Manufacture of printing ink	
1,171	1,335	1,331	1,229	1,239	1,262	1,245	1,244	1,357	Manufacture of soap and detergents, cleaning and polishing preparations	
578	649	678	683	738	778	785	681	662	Manufacture of perfumes and toilet preparations	
66	73	73	65	63	69	71	66	72	Manufacture of photographic plates, films, sensitized paper and other sensitized unexposed materials	
888	893	914	879	860	834	875	885	942	Manufacture of pharmaceuticals, medicinal chemical and botanical products	
736	737	751	723	687	665	719	725	774	Manufacture of medicinal active substances to be used for their pharmacological properties in the manufacture of medicaments	
152	156	164	156	173	169	156	159	168	Other industry	
5,711	5,020	5,034	5,130	4,873	4,712	4,562	4,251	5,907	Manufacture of rubber products	
389	300	265	257	248	249	254	239	254	Manufacture of rubber tyres for vehicles	
61	58	60	57	58	59	61	71	78	Manufacture of interchangeable tyre treads and retreading rubber tyres	
682	663	574	602	575	578	509	463	531	Manufacture of other products of natural or synthetic rubber, unvulcanized, vulcanized or hardened	
4,017	3,433	3,571	3,647	3,457	3,287	3,259	3,024	4,542	Rubber remilling and latex processing	
563	566	565	568	536	539	479	454	503	Manufacture of rubber gloves	
5,253	5,351	5,262	5,071	5,104	5,083	4,539	4,530	5,101	Manufacture of plastics products	
1,489	1,425	1,401	1,331	1,289	1,304	1,210	1,240	1,373	Manufacture of semi-manufactures of plastic products	
1,859	1,976	1,916	1,882	1,886	1,859	1,565	1,555	1,698	Manufacture of finished plastic products	
185	199	193	172	177	183	162	201	260	Manufacture of plastic articles for the packing of goods	
636	600	645	615	597	577	560	507	651	Manufacture of builders' plastics ware	
1,085	1,151	1,107	1,072	1,155	1,160	1,043	1,028	1,120	Manufacture of plastic tableware, kitchenware and toilet articles	
									Manufacture of diverse plastic products n.e.c.	
468	428	368	384	461	489	474	454	484	Manufacture of glass and glass products	

Jadual
Table **1.4a** : Nilai Jualan Sektor Pembuatan Mengikut Kumpulan
: Sales Value of Manufacturing Sector by Group

Kod Kumpulan Group code	Keterangan Kumpulan/Tempoh	2021	2022	2021			
				Q1	Q2	Q3	Q4
239	Pembuatan pengeluaran galian bukan logam t.t.t.l.	37,611	43,875	10,610	8,486	7,894	10,621
23911	Pembuatan mortar refraktori dan konkrit						
&							
23921	Pembuatan seramik bukan refraktori	2,146	2,277	727	504	304	612
23930	Pembuatan produk porselin dan seramik lain	1,006	1,089	251	243	235	277
23941	Pembuatan simen hidraulik	8,946	10,925	2,612	2,119	1,661	2,555
23951	Pembuatan konkrit dan mortar siap bancuh dan bancuhan kering	6,617	8,191	1,703	1,399	1,482	2,032
23952	Pembuatan konkrit pratuangan, simen atau artikel batu buatan yang digunakan dalam pembinaan;						
&							
23953	Pembuatan komponen struktur pasang siap untuk bangunan atau kejuruteraan awam dari simen, batu atau konkrit buatan	14,056	15,461	3,969	3,129	3,101	3,858
&							
23959	Pembuatan artikel konkrit, simen dan plaster lain t.t.t.l.						
23990	Pembuatan produk mineral bukan logam lain t.t.t.l.	3,624	4,414	997	831	864	931
	Industri lain	1,216	1,518	352	261	247	356
241 (24101 & 24102 & 24103 & 24104 & 24109)	Pembuatan besi dan keluli asas	26,476	29,018	6,787	5,380	6,219	8,090
242 (24201 & 24202 & 24209)	Pembuatan logam asas berharga dan logam bukan ferus lain	22,575	24,571	6,286	4,789	4,903	6,598
243	Pengacuan logam	514	620	122	126	113	153
251 & 252	Pembuatan produk struktur logam, tangki, takungan, penjana wap, senjata dan peluru	24,551	28,731	6,537	5,689	5,363	6,961
25113	Pembuatan pintu, tingkap dan bingkai, penutup tingkap dan pintu pagar daripada logam	17,192	20,096	4,691	3,874	3,842	4,785
&							
25119	Pembuatan produk struktur logam lain						
25120	Pembuatan tangki, takungan dan kontena daripada logam	6,640	7,862	1,639	1,640	1,372	1,990
	Industri lain	718	773	207	176	149	186
259	Pembuatan lain-lain produk yang direka daripada logam; aktiviti perkhidmatan kerja logam	32,456	35,818	8,935	7,898	6,591	9,031
25910	Tempaan, tekanan, hentakan dan bentuk gelekkan logam; serbuk metalurgi	4,189	5,194	1,073	1,026	914	1,176
25920	Rawatan dan penyalutan logam; menggunakan mesin	2,920	3,556	799	672	592	856
25991	Pembuatan tin untuk produk makanan dan minuman, tiub dan kotak boleh dilipat	5,995	5,846	1,592	1,418	1,375	1,610
25992	Pembuatan kabel, plaited bands (jalur/pita berpintal) dan artikel seumpamanya daripada logam	11,842	12,166	3,595	2,788	2,130	3,329
&							
25993	Pembuatan bolt, skru, nat dan produk uliran seumpamanya						
25994	Pembuatan barangan rumah daripada logam	241	260	61	68	56	56
25999	Pembuatan produk lain yang direka daripada logam t.t.t.l.	6,529	7,898	1,644	1,736	1,348	1,800
	Industri lain	739	899	170	189	176	204
261	Pembuatan komponen dan papan elektronik	268,522	346,163	63,776	58,728	70,923	75,095
26101	Pembuatan diod, transistor dan alatan semikonduktor yang seumpamanya	154,125	206,533	36,520	33,940	39,498	44,166
&							
26102	Pembuatan litar elektronik bersepadu dengan pemasangan mikro						
26103	Pembuatan kapasitor dan perintang elektrik						
&							
26104	Pembuatan papan litar bercetak	105,853	128,538	25,358	22,818	29,243	28,434
&							
26105	Pembuatan komponen paparan						
26109	Pembuatan komponen lain untuk aplikasi elektronik	8,544	11,092	1,897	1,970	2,182	2,495
262 (26201 & 26202)	Pembuatan komputer dan kelengkapan peranti	46,756	50,499	11,801	13,262	9,323	12,370
263/ 26300	Pembuatan peralatan komunikasi	14,469	14,515	4,163	3,337	3,173	3,796
264/ 26400	Pembuatan peralatan elektronik pengguna	38,593	42,850	9,612	8,658	8,877	11,445
265	Pembuatan kelengkapan mengukur, menguji, memandu arah dan kawalan; jam tangan dan jam	14,075	18,336	3,279	2,849	3,554	4,393
26511	Pembuatan kelengkapan mengukur, menguji, memandu arah dan kawalan	12,238	16,116	2,866	2,458	3,130	3,784
&							
26512	Pembuatan kelengkapan kawalan proses perindustrian						
26520	Pembuatan jam tangan dan jam dan bahagiannya	1,837	2,220	412	391	424	609
266/ 26600	Pembuatan peralatan penyinaran, perubatan elektro dan elektroterapeutik	7,829	5,147	1,964	2,159	2,209	1,497

2022		2023		2022	2023	Group Description/Period	
Q1	Q2	Q3	Q4	Q1	(Jan. - Mac)		(Jan. - Mac)
11,706	10,490	10,435	11,243	12,693	11,706	12,693	Manufacture of non-metallic mineral products n.e.c. Manufacture of refractory mortars and concretes
680	519	511	568	629	680	629	Manufacture of non-refractory ceramic
269	283	273	263	262	269	262	Manufacture of other porcelain and ceramic products
2,768	2,612	2,609	2,936	3,383	2,768	3,383	Manufacture of hydraulic cement
2,122	1,967	1,987	2,115	2,404	2,122	2,404	Manufacture of ready-mix and dry-mix concrete and mortars
							Manufacture of precast concrete, cement or artificial stone articles for use in construction
4,294	3,675	3,619	3,872	4,325	4,294	4,325	Manufacture of prefabricated structural components for building or civil engineering of cement, concrete or artificial stone
							Manufacture of other articles of concrete, cement and plaster n.e.c.
1,147	1,071	1,079	1,117	1,242	1,147	1,242	Manufacture of other non-metallic mineral products n.e.c.
426	361	358	373	449	426	449	Other industry
7,764	6,323	6,804	8,127	8,208	7,764	8,208	Manufacture of basic iron and steel
6,647	5,507	5,545	6,873	6,819	6,647	6,819	Manufacture of basic precious and other non-ferrous metals
148	157	147	168	157	148	157	Casting of metals
7,616	6,987	6,719	7,409	8,155	7,616	8,155	Manufacture of structural metal products, tanks, reservoirs , steam generators , weapons and ammunition
							Manufacture of metal doors, windows and their frames, shutters and gates
5,581	4,850	4,582	5,084	5,823	5,581	5,823	Manufacture of other structural metal products
							Manufacture of tanks, reservoirs and containers of metal
1,841	1,963	1,939	2,119	2,106	1,841	2,106	Other industry
194	174	199	206	226	194	226	Other industry
9,091	9,123	8,413	9,191	9,607	9,091	9,607	Manufacture of other fabricated metal products; metal working service activities
							Forging, pressing, stamping and roll-forming of metal; powder metallurgy
1,247	1,273	1,313	1,360	1,347	1,247	1,347	Treatment and coating of metals; machining
834	851	863	1,008	1,117	834	1,117	Manufacture of tins and cans for food products, collapsible tubes and boxes
1,576	1,421	1,435	1,415	1,467	1,576	1,467	Manufacture of metal cable, plaited bands and similar articles
3,418	3,273	2,591	2,884	3,078	3,418	3,078	Manufacture of bolts, screws, nuts and similar threaded products
62	63	68	67	73	62	73	Manufacture of metal household articles
1,732	2,033	1,929	2,204	2,217	1,732	2,217	Manufacture of any other fabricated metal products n.e.c.
221	210	215	253	308	221	308	Other industry
78,482	80,304	93,471	93,905	92,026	78,482	92,026	Manufacture of electronic components and boards
							Manufacture of diodes, transistors and similar semiconductor devices
49,034	48,639	54,376	54,483	51,831	49,034	51,831	Manufacture of electronic integrated circuits micro assemblies
							Manufacture of electrical capacitors and resistors
27,015	29,057	36,179	36,288	37,377	27,015	37,377	Manufacture of printed circuit boards
							Manufacture of display components
2,434	2,608	2,916	3,134	2,817	2,434	2,817	Manufacture of other components for electronic applications
13,161	14,670	10,793	11,874	12,823	13,161	12,823	Manufacture of computers and peripheral equipment
3,645	3,500	3,542	3,828	4,038	3,645	4,038	Manufacture of communication equipment
11,003	10,095	11,235	10,516	9,986	11,003	9,986	Manufacture of consumer electronics
4,424	3,915	4,894	5,103	4,552	4,424	4,552	Manufacture of measuring, testing, navigating and control equipment; watches and clocks
							Manufacture of measuring, testing, navigating and control equipment
3,944	3,372	4,297	4,503	4,103	3,944	4,103	Manufacture of industrial process control equipment
480	543	597	600	448	480	448	Manufacture of watches and clocks and parts
996	1,307	1,398	1,446	1,273	996	1,273	Manufacture of irradiation, electromedical and electrotherapeutic equipment

Jadual Table **1.4a** : Nilai Jualan Sektor Pembuatan Mengikut Kumpulan (samb.)
: Sales Value of Manufacturing Sector by Group (cont.)

Kod Kumpulan Group code	Keterangan Kumpulan/Tempoh	2022					
		Jan.	Feb.	Mac	Apr.	Mei	Jun
239	Pembuatan pengeluaran galian bukan logam t.t.t.l.	3,961	3,758	3,988	3,723	3,332	3,434
23911	Pembuatan mortar refraktori dan konkrit &						
23921	Pembuatan seramik bukan refraktori	233	218	229	177	154	188
23930	Pembuatan produk porselin dan seramik lain	90	90	88	93	94	96
23941	Pembuatan simen hidrolik	885	914	969	933	833	846
23951	Pembuatan konkrit dan mortar siap bancuh dan bancuhan kering	724	676	723	662	651	655
23952	Pembuatan konkrit pratuangan, simen atau artikel batu buatan yang digunakan dalam pembinaan;						
23953	Pembuatan komponen struktur pasang siap untuk bangunan atau kejuruteraan awam dari simen, batu atau konkrit buatan &	1,513	1,354	1,428	1,371	1,148	1,156
23959	Pembuatan artikel konkrit, simen dan plaster lain t.t.t.l.						
23990	Pembuatan produk mineral bukan logam lain t.t.t.l. Industri lain	374 143	369 136	404 147	361 125	331 121	379 115
241 (24101 & 24102 & 24103 & 24104 & 24109)	Pembuatan besi dan keluli asas	2,763	2,434	2,567	2,392	2,068	1,864
242 (24201 & 24202 & 24209)	Pembuatan logam asas berharga dan logam bukan ferus lain	2,193	2,214	2,239	2,201	1,739	1,566
243	Pengacuan logam	49	47	52	55	52	49
251 & 252	Pembuatan produk struktur logam, tangki, takungan, penjana wap, senjata dan peluru	2,764	2,414	2,438	2,322	2,248	2,416
25113	Pembuatan pintu, tingkap dan bingkai, penutup tingkap dan & pintu pagar daripada logam	2,050	1,747	1,784	1,605	1,590	1,655
25119	Pembuatan produk struktur logam lain						
25120	Pembuatan tangki, takungan dan kontena daripada logam Industri lain	644 70	606 61	591 63	661 56	603 56	700 62
259	Pembuatan lain-lain produk yang direka daripada logam; aktiviti perkhidmatan kerja logam	3,135	2,937	3,019	3,296	2,933	2,894
25910	Tempaan, tekanan, hentakan dan bentuk gelekkan logam; serbuk metalurgi	414	402	431	432	411	430
25920	Rawatan dan penyalutan logam; menggunakan mesin	280	263	292	301	263	287
25991	Pembuatan tin untuk produk makanan dan minuman, tiub dan kotak boleh dilipat	563	510	503	499	437	484
25992	Pembuatan kabel, plaited bands (jalur/pita berpintal) dan & artikel seumpamanya daripada logam	1,189	1,093	1,135	1,178	1,115	980
25993	Pembuatan bolt, skru, nat dan produk uliran seumpamanya						
25994	Pembuatan barangan rumah daripada logam	21	19	23	20	21	22
25999	Pembuatan produk lain yang direka daripada logam t.t.t.l. Industri lain	586 82	585 65	561 74	789 76	620 67	625 66
261	Pembuatan komponen dan papan elektronik	23,010	25,642	29,831	25,077	25,890	29,337
26101	Pembuatan diod, transistor dan alatan semikonduktor yang & seumpamanya	14,304	15,972	18,758	15,650	15,284	17,705
26102	Pembuatan litar elektronik bersepadu dengan pemasangan mikro						
26103	Pembuatan kapasitor dan perintang elektrik &						
26104	Pembuatan papan litar bercetak &	7,881	8,932	10,202	8,625	9,731	10,701
26105	Pembuatan komponen paparan						
26109	Pembuatan komponen lain untuk aplikasi elektronik	826	737	871	803	874	931
262 (26201 & 26202)	Pembuatan komputer dan kelengkapan peranti	4,274	4,634	4,254	5,900	4,101	4,669
263/ 26300	Pembuatan peralatan komunikasi	1,121	1,106	1,418	1,049	1,083	1,368
264/ 26400	Pembuatan peralatan elektronik pengguna	3,659	3,352	3,993	3,703	3,124	3,267
265	Pembuatan kelengkapan mengukur, menguji, memandu arah dan kawalan; jam tangan dan jam	1,788	1,222	1,413	1,161	1,193	1,561
26511	Pembuatan kelengkapan mengukur, menguji, memandu arah & dan kawalan	1,613	1,076	1,255	986	1,024	1,362
26512	Pembuatan kelengkapan kawalan proses perindustrian						
26520	Pembuatan jam tangan dan jam dan bahagiannya	176	146	158	174	169	199
266/ 26600	Pembuatan peralatan penyinaran, perubatan elektro dan elektroterapeutik	316	322	358	462	348	497

2023									Group Description/Period
Jul.	Ogo.	Sep.	Okt.	Nov.	Dis.	Jan.	Feb.	Mac	
3,441	3,527	3,468	3,447	3,824	3,973	4,113	4,221	4,359	Manufacture of non-metallic mineral products n.e.c. <i>Manufacture of refractory mortars and concretes</i>
168	165	178	171	193	204	202	210	217	<i>Manufacture of non-refractory ceramic</i>
95	90	87	86	87	90	93	88	81	<i>Manufacture of other porcelain and ceramic products</i>
847	889	873	904	1,006	1,026	1,109	1,113	1,161	<i>Manufacture of hydraulic cement</i>
650	678	659	635	715	764	782	802	820	<i>Manufacture of ready-mix and dry-mix concrete and mortars</i>
									<i>Manufacture of precast concrete, cement or artificial stone articles for use in construction</i>
1,190	1,228	1,200	1,185	1,308	1,379	1,393	1,437	1,495	<i>Manufacture of prefabricated structural components for building or civil engineering of cement, concrete or artificial stone</i>
									<i>Manufacture of other articles of concrete, cement and plaster n.e.c.</i>
377	357	345	350	386	381	387	428	427	<i>Manufacture of other non-metallic mineral products n.e.c.</i>
113	119	126	115	129	129	148	144	157	<i>Other industry</i>
1,741	2,308	2,755	2,719	2,738	2,670	2,654	2,742	2,812	Manufacture of basic iron and steel
1,565	1,795	2,185	2,281	2,245	2,347	2,236	2,255	2,327	Manufacture of basic precious and other non-ferrous metals
42	51	54	54	57	58	52	51	54	Casting of metals
2,262	2,254	2,203	2,313	2,397	2,700	2,817	2,584	2,753	Manufacture of structural metal products, tanks, reservoirs , steam generators , weapons and ammunition
1,545	1,518	1,519	1,579	1,627	1,878	1,991	1,891	1,941	<i>Manufacture of metal doors, windows and their frames, shutters and gates</i>
									<i>Manufacture of other structural metal products</i>
653	660	626	670	705	745	749	620	736	<i>Manufacture of tanks, reservoirs and containers of metal</i>
64	76	59	64	65	77	77	73	76	<i>Other industry</i>
2,766	2,809	2,838	2,988	3,007	3,196	3,238	3,256	3,114	Manufacture of other fabricated metal products; metal working service activities
428	440	446	459	452	449	451	439	457	<i>Forging, pressing, stamping and roll-forming of metal; powder metallurgy</i>
291	262	310	320	317	371	405	389	324	<i>Treatment and coating of metals; machining</i>
463	489	483	464	462	488	487	494	487	<i>Manufacture of tins and cans for food products, collapsible tubes and boxes</i>
									<i>Manufacture of metal cable, plaited bands and similar articles</i>
889	865	837	940	933	1,010	1,029	1,050	1,000	<i>Manufacture of bolts, screws, nuts and similar threaded products</i>
24	22	22	22	22	23	25	24	24	<i>Manufacture of metal household articles</i>
601	657	670	704	733	767	741	759	717	<i>Manufacture of any other fabricated metal products n.e.c.</i>
71	73	71	79	87	87	101	101	106	<i>Other industry</i>
27,703	31,054	34,715	32,389	31,465	30,050	26,192	30,366	35,467	Manufacture of electronic components and boards
16,260	18,293	19,824	19,067	17,625	17,792	15,208	16,733	19,891	<i>Manufacture of diodes, transistors and similar semiconductor devices</i> <i>Manufacture of electronic integrated circuits micro assemblies</i>
									<i>Manufacture of electrical capacitors and resistors</i>
10,597	11,832	13,749	12,164	12,790	11,333	10,127	12,740	14,511	<i>Manufacture of printed circuit boards</i>
									<i>Manufacture of display components</i>
846	929	1,142	1,158	1,051	925	858	894	1,065	<i>Manufacture of other components for electronic applications</i>
3,880	4,135	2,778	4,084	3,746	4,044	4,127	4,527	4,168	Manufacture of computers and peripheral equipment
929	1,160	1,452	1,231	1,239	1,359	1,190	1,242	1,605	Manufacture of communication equipment
3,371	3,737	4,128	3,553	3,738	3,225	3,048	3,165	3,773	Manufacture of consumer electronics
1,544	1,639	1,712	1,691	1,690	1,722	1,600	1,370	1,582	Manufacture of measuring, testing, navigating and control equipment; watches and clocks
1,342	1,436	1,519	1,481	1,479	1,543	1,440	1,231	1,433	<i>Manufacture of measuring, testing, navigating and control equipment</i> <i>Manufacture of industrial process control equipment</i>
202	203	193	210	211	179	161	139	149	<i>Manufacture of watches and clocks and parts</i>
445	515	438	461	539	446	398	407	468	Manufacture of irradiation, electromedical and electrotherapeutic equipment

Jadual
Table

1.4a

: Nilai Jualan Sektor Pembuatan Mengikut Kumpulan
: Sales Value of Manufacturing Sector by Group

Kod Kumpulan Group code	Keterangan Kumpulan/Tempoh	2021	2022	2021			
				Q1	Q2	Q3	Q4
267 (26701 & 26702) & 268 (26800)	Pembuatan peralatan optikal, kelengkapan fotografi, media magnetik dan optikal	1,682	2,249	370	383	371	559
271	Pembuatan motor elektrik, penjana, transformer dan perkakasan pengagihan dan pengawalan elektrik	12,845	17,122	2,794	3,091	3,214	3,745
	27101 Pembuatan motor elektrik, penjana dan transformer	4,672	5,476	1,033	1,117	1,203	1,319
	27102 Pembuatan perkakasan pengagihan dan pengawalan elektrik	8,173	11,645	1,762	1,974	2,011	2,426
272/ 27200	Pembuatan bateri dan akumulator	4,975	6,645	968	1,212	1,464	1,331
273	Pembuatan pendawaian dan peranti pendawaian	10,640	10,643	2,396	2,580	2,673	2,990
	27310 Pembuatan kabel gentian optikal	308	354	63	62	85	98
	27320 Pembuatan wayar dan kabel elektronik dan elektrik lain	9,599	9,610	2,178	2,325	2,397	2,699
	27330 Pembuatan alatan pendawaian pembawa dan bukan pembawa arus untuk litar elektrik (tanpa mengira jenis bahan)	734	679	155	193	192	193
274/ 27400	Pembuatan kelengkapan pencahayaan elektrik	1,287	1,635	286	306	318	376
275/ 27500	Pembuatan perkakasan domestik	10,968	11,917	2,553	2,581	2,707	3,127
279/ 27900	Pembuatan kelengkapan elektrik lain	7,774	8,087	1,670	1,921	2,005	2,178
281 & 282	Pembuatan jentera kegunaan umum dan kegunaan khas	42,783	45,720	9,430	11,289	10,655	11,408
	28120 Pembuatan alat-alat kuasa bendalir &						
	28130 Pembuatan pam, pemampat, kepala paip dan injap lain	2,912	2,983	622	761	690	839
	28180 Pembuatan alatan tangan yang menggunakan kuasa & dilengkapkan dengan motor elektrik atau bukan motor elektrik atau pneumatik	10,853	10,965	2,407	2,987	2,675	2,783
	28220 Pembuatan jentera pembentukan logam dan alatan mesin						
	28192 Pembuatan mesin penyaman udara, termasuk untuk kenderaan bermotor	11,938	11,209	2,725	3,099	2,901	3,213
	28290 Pembuatan lain-lain mesin bertujuan khas t.t.t.l. Industri lain	6,030 11,049	8,316 12,248	1,235 2,440	1,673 2,769	1,546 2,843	1,576 2,997
291 (29101 & 29102)	Pembuatan kenderaan bermotor	38,540	43,437	9,334	7,718	8,131	13,355
292/ 29200	Pembuatan kerangka (<i>coachwork</i>) untuk kenderaan bermotor; pembuatan treler dan semi treler	6,553	7,706	1,531	1,742	1,271	2,009
293/ 29300	Pembuatan alat ganti dan aksesori untuk kenderaan bermotor	32,291	38,077	8,688	7,803	6,895	8,905
301 (30110 & 30120)	Pembinaan kapal dan bot	5,121	5,169	1,198	1,135	1,224	1,564
302, 303, 304 & 309	Pembuatan lokomotif keretapi, <i>rolling stock</i> , kapal angkasa dan udara, jentera berkaitan, kenderaan tempur ketenteraan, dan kelengkapan pengangkutan t.t.t.l.	8,983	10,521	2,537	2,160	1,787	2,498
	30910 Pembuatan motosikal	2,041	2,577	606	543	383	509
	30920 Pembuatan basikal dan <i>invalid carriages</i> Industri lain	2,317 4,625	2,879 5,066	644 1,287	514 1,104	481 923	678 1,312
310	Pembuatan perabot	15,579	17,101	4,702	3,230	2,876	4,772
	31001 Pembuatan perabot kayu dan rotan Industri lain	8,579 7,001	8,667 8,434	3,029 1,673	1,801 1,429	1,414 1,462	2,335 2,437
321 (32110 & 32120)	Pembuatan barang kemas, <i>bijouterie</i> dan artikel berkaitan	4,501	5,651	1,333	1,391	593	1,184
322, 325 & 329	Pembuatan instrumen muzik, peralatan dan bekalan perubatan dan pergigian dan pembuatan lain t.t.t.l.	5,573	6,168	1,352	1,339	1,375	1,508
	32901 Pembuatan alat tulis Industri lain	1,386 4,187	1,518 4,650	366 986	372 967	315 1,060	333 1,175
323/ 32300	Pembuatan barangan sukan	200	211	56	59	37	49
324/ 32400	Pembuatan permainan dan mainan	623	639	144	154	135	190
331 & 332	Pembaikan pemasangan produk logam, jentera, kelengkapan dan pemasangan jentera perindustrian dan kelengkapan	5,326	5,746	1,430	1,129	1,176	1,591
	33150 Pembaikan dan penyelenggaraan kelengkapan pengangkutan kecuali motosikal dan basikal Industri lain	1,800 3,526	2,121 3,625	474 955	369 760	409 767	548 1,043
Jumlah Pembuatan		1,554,738	1,800,930	368,234	377,735	381,793	426,976

2022		2023		2022	2023	Group Description/Period	
Q1	Q2	Q3	Q4	Q1	(Jan. - Mar)		
495	521	622	612	623	495	623	Manufacture of optical instruments, photographic equipment, magnetic and optical media
3,853	4,205	4,621	4,442	4,201	3,853	4,201	Manufacture of electric motors, generators, transformers and electricity distribution and control apparatus
1,297	1,420	1,435	1,325	1,169	1,297	1,169	Manufacture of electric motors, generators and transformers
2,556	2,785	3,187	3,118	3,032	2,556	3,032	Manufacture of electricity distribution and control apparatus
1,218	1,367	1,955	2,104	1,571	1,218	1,571	Manufacture of batteries and accumulators
2,691	2,734	2,708	2,510	2,436	2,691	2,436	Manufacture of wiring and wiring devices
84	93	87	90	104	84	104	Manufacture of fibre optic cables
2,417	2,450	2,460	2,282	2,191	2,417	2,191	Manufacture of other electronic and electric wires and cables
190	191	161	138	141	190	141	Manufacture of current-carrying and non current-carrying wiring devices for electrical circuits regardless of material
368	392	442	433	402	368	402	Manufacture of electric lighting equipment
2,748	2,898	3,188	3,083	2,824	2,748	2,824	Manufacture of domestic appliances
1,948	1,865	2,080	2,194	2,148	1,948	2,148	Manufacture of other electrical equipment
10,312	11,805	11,481	12,123	10,815	10,312	10,815	Manufacture of general-purpose and special-purpose machinery
531	750	851	852	598	531	598	Manufacture of fluid power equipment
2,329	2,946	2,765	2,925	2,481	2,329	2,481	Manufacture of other pumps, compressors, taps and valves
3,020	3,200	2,535	2,454	2,366	3,020	2,366	Manufacture of power-driven hand tools with self-contained electric or non-electric motor or pneumatic drives
1,587	1,933	2,252	2,544	2,170	1,587	2,170	Manufacture of metal-forming machinery and machine tools
2,845	2,975	3,078	3,349	3,201	2,845	3,201	Manufacture of air-conditioning machines, including for motor vehicles
9,874	9,343	9,925	14,295	12,356	9,874	12,356	Manufacture of other special-purpose machinery n.e.c.
1,985	2,077	1,532	2,112	2,099	1,985	2,099	Other industry
8,926	9,291	10,078	9,781	10,188	8,926	10,188	Manufacture of motor vehicles
1,285	1,164	1,176	1,544	1,622	1,285	1,622	Manufacture of bodies (coachwork) for motor vehicles; manufacture of trailers and semi-trailers
2,548	2,578	2,475	2,920	2,405	2,548	2,405	Manufacture of parts and accessories for motor vehicles
537	658	648	733	600	537	600	Building of ships and boats
659	720	705	795	616	659	616	Manufacture of railway locomotives, rolling stock, air and spacecraft, related machinery, military fighting vehicles and transport equipment n.e.c
1,352	1,200	1,121	1,392	1,189	1,352	1,189	Manufacture of motorcycles
5,017	3,840	3,722	4,522	4,679	5,017	4,679	Manufacture of bicycles and invalid carriages
2,670	1,849	1,915	2,233	2,416	2,670	2,416	Other industry
2,347	1,991	1,807	2,290	2,263	2,347	2,263	Manufacture of furniture
1,225	1,654	1,388	1,383	1,304	1,225	1,304	Manufacture of wooden and cane furniture
1,529	1,521	1,609	1,510	1,594	1,529	1,594	Other industry
352	376	432	358	403	352	403	Manufacture of jewellery, bijouterie and related articles
1,177	1,145	1,176	1,151	1,191	1,177	1,191	Manufacture of musical instruments, medical and dental instruments and supplies and other manufacturing n.e.c.
55	52	48	57	64	55	64	Manufacture of stationery
184	179	130	145	132	184	132	Other industry
1,517	1,244	1,295	1,689	1,629	1,517	1,629	Manufacture of sports goods
537	460	500	624	591	537	591	Manufacture of games and toys
980	784	795	1,066	1,038	980	1,038	Repair of fabricated metal products, machinery and equipment and installation of industrial machinery and equipment
							Repair and maintenance of transport equipment except motorcycles and bicycles
							Other industry
415,298	443,489	467,562	474,582	449,424	415,298	449,424	Total Manufacturing

Jadual
Table **1.4a** : Nilai Jualan Sektor Pembuatan Mengikut Kumpulan (samb.)
: Sales Value of Manufacturing Sector by Group (cont.)

Kod Kumpulan Group code	Keterangan Kumpulan/Tempoh	2022					
		Jan.	Feb.	Mac	Apr.	Mei	Jun
267 (26701 & 26702) & 268 (26800)	Pembuatan peralatan optikal, kelengkapan fotografi, media magnetik dan optikal	159	154	182	164	148	209
271	Pembuatan motor elektrik, penjana, transformer dan perkakasan pengagihan dan pengawalan elektrik	1,245	1,203	1,405	1,450	1,285	1,470
	27101 Pembuatan motor elektrik, penjana dan transformer	445	389	463	510	424	486
	27102 Pembuatan perkakasan pengagihan dan pengawalan elektrik	800	814	942	940	861	984
272/ 27200	Pembuatan bateri dan akumulator	433	377	408	388	429	551
273	Pembuatan pendawaian dan peranti pendawaian	938	869	884	980	859	895
	27310 Pembuatan kabel gentian optikal	27	27	29	34	29	30
	27320 Pembuatan wayar dan kabel elektronik dan elektrik lain	846	784	787	880	769	801
	27330 Pembuatan alatan pendawaian pembawa dan bukan pembawa arus untuk litar elektrik (tanpa mengira jenis bahan)	64	58	68	66	61	64
274/ 27400	Pembuatan kelengkapan pencahayaan elektrik	111	119	138	123	129	140
275/ 27500	Pembuatan perkakasan domestik	1,004	818	927	1,011	919	968
279/ 27900	Pembuatan kelengkapan elektrik lain	653	632	663	600	585	680
281 & 282	Pembuatan jentera kegunaan umum dan kegunaan khas	3,605	3,336	3,372	4,046	3,668	4,091
	28120 Pembuatan alat-alat kuasa bendalir &						
	28130 Pembuatan pam, pemampat, kepala paip dan injap lain	190	172	169	267	221	262
	28180 Pembuatan alatan tangan yang menggunakan kuasa & dilengkapkan dengan motor elektrik atau bukan motor elektrik atau pneumatik	817	776	736	1,008	944	994
	28220 Pembuatan jentera pembentukan logam dan alatan mesin						
	28192 Pembuatan mesin penyaman udara, termasuk untuk kenderaan bermotor	1,045	983	992	1,168	972	1,060
	28290 Pembuatan lain-lain mesin bertujuan khas t.t.t.l. Industri lain	549 1,003	494 911	543 931	613 990	546 985	774 1,000
291 (29101 & 29102)	Pembuatan kenderaan bermotor	3,451	3,197	3,226	3,285	3,013	3,046
292/ 29200	Pembuatan kerangka (<i>coachwork</i>) untuk kenderaan bermotor; pembuatan treler dan semi treler	641	553	791	840	692	545
293/ 29300	Pembuatan alat ganti dan aksesori untuk kenderaan bermotor	2,839	2,770	3,318	3,134	3,011	3,146
301 (30110 & 30120)	Pembinaan kapal dan bot	438	402	445	469	315	380
302, 303, 304 & 309	Pembuatan lokomotif keretapi, <i>rolling stock</i> , kapal angkasa dan udara, jentera berkaitan, kenderaan tempur ketenteraan, dan kelengkapan pengangkutan t.t.t.l.	862	766	921	956	807	815
	30910 Pembuatan motosikal	183	167	187	231	214	214
	30920 Pembuatan basikal dan <i>invalid carriages</i> Industri lain	224 454	184 415	251 483	248 477	238 355	233 368
310	Pembuatan perabot	1,761	1,564	1,691	1,433	1,305	1,102
	31001 Pembuatan perabot kayu dan rotan Industri lain	929 832	816 748	924 767	659 774	598 707	592 510
321 (32110 & 32120)	Pembuatan barang kemas, <i>bijouterie</i> dan artikel berkaitan	451	380	394	533	577	545
322, 325 & 329	Pembuatan instrumen muzik, peralatan dan bekalan perubatan dan pergigian dan pembuatan lain t.t.t.l.	515	501	513	528	497	496
	32901 Pembuatan alat tulis Industri lain	116 399	114 387	122 390	123 405	124 373	129 367
323/ 32300	Pembuatan barangan sukan	18	18	19	20	16	15
324/ 32400	Pembuatan permainan dan mainan	63	61	60	72	68	39
331 & 332	Pembaikan pemasangan produk logam, jentera, kelengkapan dan pemasangan jentera perindustrian dan kelengkapan	511	443	563	526	358	360
	33150 Pembaikan dan penyelenggaraan kelengkapan pengangkutan kecuali motosikal dan basikal Industri lain	170 341	138 305	229 334	205 321	128 230	127 233
Jumlah Pembuatan		138,986	131,703	144,610	147,942	142,043	153,503

									2023
Jul.	Ogo.	Sep.	Okt.	Nov.	Dis.	Jan.	Feb.	Mac	Group Description/Period
208	211	202	188	212	211	194	198	232	Manufacture of optical instruments, photographic equipment, magnetic and optical media
1,494	1,581	1,546	1,513	1,497	1,432	1,423	1,329	1,449	Manufacture of electric motors, generators, transformers and electricity distribution and control apparatus
490	483	462	441	477	406	411	376	383	Manufacture of electric motors, generators and transformers
1,004	1,098	1,084	1,071	1,020	1,026	1,012	953	1,066	Manufacture of electricity distribution and control apparatus
573	625	757	793	620	690	583	503	486	Manufacture of batteries and accumulators
890	932	886	844	831	835	815	821	800	Manufacture of wiring and wiring devices
31	33	24	25	30	35	35	33	35	Manufacture of fibre optic cables
801	846	813	774	756	752	735	742	715	Manufacture of other electronic and electric wires and cables
58	54	49	45	45	48	45	46	50	Manufacture of current -carrying and non current-carrying wiring devices for electrical circuits regardless of material
133	153	156	137	147	150	132	134	136	Manufacture of electric lighting equipment
987	1,116	1,086	1,034	1,011	1,038	911	914	999	Manufacture of domestic appliances
620	703	758	738	727	729	719	700	728	Manufacture of other electrical equipment
3,647	3,951	3,883	3,893	4,003	4,227	3,693	3,527	3,595	Manufacture of general-purpose and special-purpose machinery
241	306	304	312	284	256	212	213	173	Manufacture of fluid power equipment
951	907	908	906	997	1,022	860	823	798	Manufacture of other pumps, compressors, taps and valves
838	880	817	819	779	856	798	759	809	Manufacture of power-driven hand tools with self-contained electric or non-electric motor or pneumatic drives
659	780	813	807	795	942	730	680	760	Manufacture of metal-forming machinery and machine tools
959	1,077	1,043	1,050	1,148	1,151	1,093	1,052	1,056	Manufacture of air-conditioning machines, including for motor vehicles
3,095	3,131	3,700	3,960	5,177	5,158	4,253	3,796	4,307	Manufacture of motor vehicles
462	500	571	687	740	685	697	639	762	Manufacture of bodies (coachwork) for motor vehicles; manufacture of trailers and semi-trailers
3,347	3,470	3,261	2,998	3,503	3,280	3,293	3,266	3,629	Manufacture of parts and accessories for motor vehicles
374	369	432	560	514	470	508	513	601	Building of ships and boats
800	819	855	959	999	962	815	752	838	Manufacture of railway locomotives, rolling stock, air and spacecraft, related machinery, military fighting vehicles and transport equipment n.e.c
220	215	213	223	254	256	205	191	204	Manufacture of motorcycles
222	237	246	272	272	251	210	200	206	Manufacture of bicycles and invalid carriages
359	367	395	464	473	455	400	361	428	Other industry
1,123	1,163	1,436	1,444	1,547	1,531	1,587	1,512	1,580	Manufacture of furniture
589	613	714	708	777	748	788	790	838	Manufacture of wooden and cane furniture
534	550	722	737	770	783	799	722	742	Other industry
411	443	533	442	488	454	473	416	415	Manufacture of jewellery, bijouterie and related articles
522	548	539	490	505	515	523	538	534	Manufacture of musical instruments, medical and dental instruments and supplies and other manufacturing n.e.c.
149	156	127	120	120	119	136	135	133	Manufacture of stationery
373	392	411	369	386	396	387	403	401	Other industry
16	14	17	18	19	20	21	20	24	Manufacture of sports goods
38	44	48	48	52	45	45	39	49	Manufacture of games and toys
367	404	524	541	594	554	530	511	589	Repair of fabricated metal products, machinery and equipment and installation of industrial machinery and equipment
137	148	216	201	220	202	186	177	228	Repair and maintenance of transport equipment except motorcycles and bicycles
230	257	308	340	374	352	344	334	360	Other industry
148,431	157,436	161,694	158,864	159,194	156,524	148,010	145,219	156,194	Total Manufacturing

Jadual Table **1.4b** : Nilai Jualan Sektor Pembuatan Mengikut Kumpulan: Perubahan Peratusan Tahunan
 : Sales Value of Manufacturing Sector by Group: Annual Percentage Change

Kod Kumpulan Group code	Keterangan Kumpulan/Tempoh			2021				2022				2022	2022	2023
		2021	2022	Q1	Q2	Q3	Q4	Q1	Q2	Q3	Q4	Q1	(Jan. - Mac)	(Jan. - Mac)
239	Pembuatan pengeluaran galian bukan logam t.t.t.l.	9.6	16.7	7.6	64.1	-14.9	6.1	10.3	23.6	32.2	5.9	8.4	10.3	8.4
23911	Pembuatan mortar refraktori dan konkrit &	7.0	6.1	21.4	69.9	-40.0	1.3	-6.5	2.9	68.2	-7.2	-7.5	-6.5	-7.5
23921	Pembuatan seramik bukan refraktori													
23930	Pembuatan produk porselin dan seramik lain	35.1	8.2	27.1	66.8	25.3	29.4	7.4	16.8	15.8	-5.1	-2.8	7.4	-2.8
23941	Pembuatan simen hidroliuk	5.7	22.1	15.7	80.0	-32.2	-1.1	6.0	23.3	57.1	14.9	22.2	6.0	22.2
23951	Pembuatan konkrit dan mortar siap bancuh dan banchuan kering	12.2	23.8	-17.1	83.9	1.5	25.4	24.6	40.6	34.1	4.1	13.3	24.6	13.3
23952 & 23953 & 23959	Pembuatan konkrit pratuangan, simen atau artikel batu buatan yang digunakan dalam pembinaan; Pembuatan komponen struktur pasang siap untuk bangunan atau kejuruteraan awam dari simen, batu atau konkrit buatan Pembuatan artikel konkrit, simen dan plaster lain t.t.t.l.	6.0	10.0	8.1	46.8	-13.6	-0.3	8.2	17.5	16.7	0.4	0.7	8.2	0.7
23990	Pembuatan produk mineral bukan logam lain t.t.t.l. Industri lain	27.1	21.8	27.7	78.1	12.5	11.4	15.0	28.8	25.0	20.0	8.3	15.0	8.3
241 (24101 & 24102 & 24103 & 24104 & 24109)	Pembuatan besi dan keluli asas	9.0	9.6	-4.2	56.4	-7.2	14.5	14.4	17.5	9.4	0.5	5.7	14.4	5.7
242 (24201 & 24202 & 24209)	Pembuatan logam asas berharga dan logam bukan ferus lain	7.0	8.8	6.8	47.0	-13.6	5.2	5.7	15.0	13.1	4.2	2.6	5.7	2.6
243	Pengacuan logam	2.0	20.6	-20.5	44.5	-18.8	23.8	20.8	24.6	30.0	10.1	6.3	20.8	6.3
251 & 252	Pembuatan produk struktur logam, tangki, takungan, penjana wap, senjata dan peluru	10.5	17.0	-0.6	41.6	-0.8	11.9	16.5	22.8	25.3	6.4	7.1	16.5	7.1
25113 & 25119	Pembuatan pintu, tingkap dan bingkai, penutup tingkap dan pintu pagar daripada logam Pembuatan produk struktur logam lain	9.5	16.9	-0.7	40.7	0.5	8.6	19.0	25.2	19.3	6.2	4.3	19.0	4.3
25120	Pembuatan tangki, takungan dan kontena daripada logam Industri lain	18.3	18.4	3.4	49.5	1.4	26.2	12.4	19.7	41.3	6.5	14.3	12.4	14.3
259	Pembuatan lain-lain produk yang direka daripada logam; aktiviti perkhidmatan kerja logam	4.2	10.4	0.1	29.3	-15.4	8.3	1.7	15.5	27.7	1.8	5.7	1.7	5.7
25910	Tempaan, tekanan, hentakan dan bentuk gelekkan logam; serbuk metalurgi	17.2	24.0	-14.6	57.6	20.4	29.7	16.3	24.0	43.7	15.7	7.9	16.3	7.9
25920	Rawatan dan penyalutan logam; menggunakan mesin	35.6	21.8	32.4	58.5	6.8	50.0	4.4	26.6	45.7	17.7	33.9	4.4	33.9
25991	Pembuatan tin untuk produk makanan dan minuman, tiub dan kotak boleh dilipat	-10.9	-2.5	-16.7	-8.5	-14.7	-2.9	-1.0	0.2	4.3	-12.1	-6.9	-1.0	-6.9
25992 & 25993	Pembuatan kabel, plaited bands (jalur/pita berpintal) dan artikel seumpamanya daripada logam Pembuatan bolt, skru, nat dan produk uliran seumpamanya	0.6	2.7	7.9	38.6	-31.4	0.3	-4.9	17.4	21.7	-13.4	-9.9	-4.9	-9.9
25994	Pembuatan barangan rumah daripada logam	51.7	7.7	13.2	156.2	43.5	42.3	2.0	-7.8	20.8	19.6	17.4	2.0	17.4
25999	Pembuatan produk lain yang direka daripada logam t.t.t.l. Industri lain	5.5	21.0	1.5	32.9	-14.4	6.6	5.3	17.1	43.1	22.4	28.0	5.3	28.0
261	Pembuatan komponen dan papan elektronik	19.2	28.9	13.8	25.6	15.9	22.7	23.1	36.7	31.8	25.0	17.3	23.1	17.3
26101 & 26102	Pembuatan diod, transistor dan alatan semikonduktor yang seumpamanya Pembuatan litar elektronik bersepadu dengan pemasangan mikro	16.6	34.0	10.5	22.4	12.3	21.9	34.3	43.3	37.7	23.4	5.7	34.3	5.7
26103 & 26104 & 26105	Pembuatan kapasitor dan perintang elektrik Pembuatan papan litar bercetak Pembuatan komponen paparan	23.0	21.4	16.9	30.2	22.2	24.2	6.5	27.3	23.7	27.6	38.4	6.5	38.4
26109	Pembuatan komponen lain untuk aplikasi elektronik	22.1	29.8	45.2	31.0	4.8	18.5	28.3	32.4	33.6	25.6	15.8	28.3	15.8
262 (26201 & 26202)	Pembuatan komputer dan kelengkapan peranti	4.5	8.0	7.9	48.5	-27.3	2.7	11.5	10.6	15.8	-4.0	-2.6	11.5	-2.6
263/ 26300	Pembuatan peralatan komunikasi	-15.5	0.3	1.1	-13.1	-34.6	-12.0	-12.4	4.9	11.6	0.9	10.8	-12.4	10.8
264/ 26400	Pembuatan peralatan elektronik pengguna	8.3	11.0	10.0	53.1	-20.8	14.2	14.5	16.6	26.6	-8.1	-9.3	14.5	-9.3
265	Pembuatan kelengkapan mengukur, menguji, memandu arah dan kawalan; jam tangan dan jam	8.0	30.3	14.7	-0.2	-6.5	25.0	34.9	37.4	37.7	16.2	2.9	34.9	2.9
26511 & 26512	Pembuatan kelengkapan mengukur, menguji, memandu arah dan kawalan Pembuatan kelengkapan kawalan proses perindustrian	5.0	31.7	12.8	-5.1	-8.3	21.7	37.6	37.2	37.3	19.0	4.0	37.6	4.0
26520	Pembuatan jam tangan dan jam dan bahagiannya	33.7	20.9	29.4	49.0	9.6	50.4	16.4	38.8	40.9	-1.6	-6.6	16.4	-6.6
266/ 26600	Pembuatan peralatan penyinaran, perubatan elektro dan elektroterapeutik	24.7	-34.3	27.8	58.4	28.5	-9.8	-49.3	-39.4	-36.7	-3.4	27.8	-49.3	27.8

2022													2023			Group Description/Period
Jan.	Feb.	Mar.	Apr.	Mei	Jun	Jul.	Ogo.	Sep.	Okt.	Nov.	Dis.	Jan.	Feb.	Mar.		
9.3	10.3	11.4	16.1	13.1	47.1	44.4	31.2	22.9	7.6	5.3	5.0	3.8	12.3	9.3	Manufacture of non-metallic mineral products n.e.c.	
															<i>Manufacture of refractory mortars and concretes</i>	
-6.9	-6.1	-6.4	-6.9	-17.5	47.7	137.5	56.2	39.8	-5.0	-7.4	-8.7	-13.3	-3.7	-5.3	<i>Manufacture of non-refractory ceramic</i>	
7.6	7.4	7.1	8.5	10.0	35.0	42.2	12.8	-1.5	-5.3	-6.3	-3.7	2.5	-2.5	-8.6	<i>Manufacture of other porcelain and ceramic products</i>	
1.3	7.3	9.4	11.5	10.5	60.3	59.5	58.6	53.3	19.6	13.4	12.5	25.3	21.7	19.8	<i>Manufacture of hydraulic cement</i>	
24.6	24.2	24.9	29.6	34.1	62.3	60.2	38.4	12.3	2.2	1.2	8.6	8.1	18.7	13.5	<i>Manufacture of ready-mix and dry-mix concrete and mortars</i>	
															<i>Manufacture of precast concrete, cement or artificial stone articles for use in construction</i>	
9.6	6.7	8.2	16.7	7.8	30.0	23.1	14.3	13.3	4.4	0.3	-2.8	-7.9	6.1	4.8	<i>Manufacture of prefabricated structural components for building or civil engineering of cement, concrete or artificial stone</i>	
															<i>Manufacture of other articles of concrete, cement and plaster n.e.c.</i>	
9.6	18.1	17.6	22.5	15.5	51.7	35.4	22.6	17.4	12.3	23.5	24.1	3.5	15.7	5.9	<i>Manufacture of other non-metallic mineral products n.e.c.</i>	
25.2	20.3	18.2	11.5	47.2	73.8	79.7	37.9	28.6	5.4	7.1	1.8	3.6	5.6	6.9	<i>Other industry</i>	
12.4	13.9	17.1	8.9	15.2	34.2	30.9	9.2	-0.8	-0.4	2.0	-0.1	-3.9	12.6	9.6	Manufacture of basic iron and steel	
6.3	4.9	6.0	11.9	10.5	25.6	38.5	4.5	6.3	6.5	2.3	3.8	1.9	1.9	3.9	Manufacture of basic precious and other non-ferrous metals	
16.4	20.9	25.2	9.2	10.4	76.6	51.5	26.8	19.6	12.2	12.6	6.0	7.6	9.0	2.5	Casting of metals	
18.1	17.1	14.2	8.3	11.5	58.0	51.2	23.8	7.6	4.8	5.3	9.0	1.9	7.1	12.9	Manufacture of structural metal products, tanks, reservoirs , steam generators , weapons and ammunition	
															<i>Manufacture of metal doors, windows and their frames, shutters and gates</i>	
20.7	18.8	17.1	5.2	12.2	77.7	42.1	21.3	1.0	3.6	5.1	9.6	-2.9	8.3	8.8	<i>Manufacture of other structural metal products</i>	
14.3	13.2	9.6	19.3	12.3	27.4	80.1	26.9	27.8	6.8	6.1	6.7	16.3	2.3	24.5	<i>Manufacture of tanks, reservoirs and containers of metal</i>	
-11.0	8.0	-13.0	-13.3	-10.6	26.9	39.6	55.9	8.5	15.2	1.4	16.3	10.5	19.9	21.2	<i>Other industry</i>	
2.0	0.8	2.4	4.6	4.9	48.2	47.6	31.9	9.7	3.6	0.3	1.5	3.3	10.8	3.1	Manufacture of other fabricated metal products; metal working service activities	
															<i>Forging, pressing, stamping and roll-forming of metal; powder metallurgy</i>	
11.6	20.8	17.0	16.6	11.2	50.1	49.3	52.4	31.7	25.3	13.8	8.9	8.8	9.1	6.0	<i>Treatment and coating of metals; machining</i>	
11.0	-0.9	3.5	11.3	19.8	57.4	80.9	30.6	34.2	15.3	10.3	27.3	44.5	48.1	10.9	<i>Manufacture of tins and cans for food products, collapsible tubes and boxes</i>	
-0.3	-1.2	-1.6	-1.2	-3.3	5.1	17.7	8.3	-9.0	-9.2	-13.8	-13.1	-13.6	-3.1	-3.3	<i>Manufacture of metal cable, plaited bands and similar articles</i>	
-4.4	-8.2	-2.2	6.6	0.5	70.5	57.0	26.6	-4.9	-11.6	-14.9	-13.6	-13.5	-4.0	-12.0	<i>Manufacture of bolts, screws, nuts and similar threaded products</i>	
27.7	15.2	-20.6	-28.8	-23.3	75.4	21.3	21.1	19.8	24.0	15.6	19.4	20.1	27.2	6.7	<i>Manufacture of metal household articles</i>	
3.7	7.1	5.2	-1.2	12.1	62.3	53.7	54.3	26.3	21.2	23.7	22.3	26.5	29.7	27.8	<i>Manufacture of any other fabricated metal products n.e.c.</i>	
37.5	43.5	14.3	6.4	3.0	27.6	23.9	20.8	21.4	18.6	26.8	27.0	23.0	55.6	43.4	<i>Other industry</i>	
9.7	21.5	37.5	31.0	39.3	39.7	28.3	33.7	32.9	30.7	30.7	14.5	13.8	18.4	18.9	Manufacture of electronic components and boards	
															<i>Manufacture of diodes, transistors and similar semiconductor devices</i>	
14.8	35.5	52.8	41.7	44.1	44.1	28.0	42.3	42.2	30.0	23.4	17.0	6.3	4.8	6.0	<i>Manufacture of electronic integrated circuits micro assemblies</i>	
															<i>Manufacture of electrical capacitors and resistors</i>	
-0.3	2.5	16.7	15.3	32.9	33.6	28.3	22.5	21.4	30.8	42.6	11.5	28.5	42.6	42.2	<i>Manufacture of printed circuit boards</i>	
															<i>Manufacture of display components</i>	
34.2	21.0	29.4	30.5	32.9	33.6	35.1	32.1	33.8	43.2	27.9	7.0	3.9	21.3	22.3	<i>Manufacture of other components for electronic applications</i>	
17.3	17.1	1.2	16.9	6.7	6.8	6.5	22.3	20.8	-7.3	-1.3	-3.0	-3.4	-2.3	-2.0	Manufacture of computers and peripheral equipment	
-23.5	-15.6	2.3	2.8	11.8	1.4	-1.7	16.9	17.5	-2.3	-2.5	7.4	6.2	12.3	13.2	Manufacture of communication equipment	
13.9	4.9	24.6	25.1	10.8	13.5	74.5	12.6	13.8	-8.5	-5.3	-10.8	-16.7	-5.6	-5.5	Manufacture of consumer electronics	
37.9	31.4	34.3	24.1	32.7	53.9	55.8	36.1	25.9	26.3	27.0	-0.1	-10.5	12.1	11.9	Manufacture of measuring, testing, navigating and control equipment; watches and clocks	
															<i>Manufacture of measuring, testing, navigating and control equipment</i>	
39.4	35.0	37.6	22.4	31.7	55.7	56.4	33.5	27.0	29.9	32.9	0.8	-10.7	14.4	14.1	<i>Manufacture of industrial process control equipment</i>	
25.4	10.2	13.2	34.4	39.1	42.6	52.3	57.6	18.3	5.3	-3.3	-6.7	-8.5	-5.4	-5.5	<i>Manufacture of watches and clocks and parts</i>	
-55.6	-46.2	-45.3	-28.3	-43.6	-44.6	-44.9	-19.6	-42.5	-43.2	60.4	27.6	25.8	26.5	30.8	Manufacture of irradiation, electromedical and electrotherapeutic equipment	

Jadual Table **1.4b** : Nilai Jualan Sektor Pembuatan Mengikut Kumpulan: Perubahan Peratusan Tahunan
 : Sales Value of Manufacturing Sector by Group: Annual Percentage Change

Kod Kumpulan Group code	Keterangan Kumpulan/Tempoh			2021				2022				2022	2022	2023
		2021	2022									2022	2022	2023
				Q1	Q2	Q3	Q4	Q1	Q2	Q3	Q4	Q1	(Jan. - Mac)	(Jan. - Mac)
267 (26701 & 26702) & 268 (26800)	Pembuatan peralatan optikal, kelengkapan fotografi, media magnetik dan optikal	18.7	33.7	24.3	34.6	-12.6	35.9	33.7	36.2	67.7	9.5	26.0	33.7	26.0
271	Pembuatan motor elektrik, penjana, transformer dan perkakasan pengagihan dan pengawalan elektrik	21.4	33.3	9.3	47.5	6.7	28.4	37.9	36.0	43.8	18.6	9.0	37.9	9.0
27101	Pembuatan motor elektrik, penjana dan transformer	13.1	17.2	16.4	30.4	-1.6	13.2	25.6	27.1	19.3	0.4	-9.8	25.6	-9.8
27102	Pembuatan perkakasan pengagihan dan pengawalan elektrik	26.7	42.5	5.6	59.5	12.3	38.5	45.1	41.1	58.5	28.5	18.6	45.1	18.6
272/ 27200	Pembuatan bateri dan akumulator	-3.7	33.6	-6.2	-13.2	-2.1	7.3	25.8	12.8	33.6	58.0	29.0	25.8	29.0
273	Pembuatan pendawaian dan peranti pendawaian	26.2	0.02	8.5	79.1	15.4	21.2	12.3	6.0	1.3	-16.1	-9.5	12.3	-9.5
27310	Pembuatan kabel gentian optikal	35.4	14.9	6.4	31.6	40.2	61.7	33.9	48.7	2.5	-8.1	23.6	33.9	23.6
27320	Pembuatan wayar dan kabel elektronik dan elektrik lain	24.2	0.1	7.9	77.3	12.5	18.8	11.0	5.4	2.7	-15.4	-9.3	11.0	-9.3
27330	Pembuatan alatan pendawaian pembawa dan bukan pembawa arus untuk litar elektrik (tanpa mengira jenis bahan)	54.9	-7.4	19.7	135.2	51.0	43.6	22.1	-1.1	-16.0	-28.9	-25.6	22.1	-25.6
274/ 27400	Pembuatan kelengkapan pencahayaan elektrik	-2.8	27.1	30.5	-7.1	-29.0	15.1	28.5	28.0	38.7	15.4	9.3	28.5	9.3
275/ 27500	Pembuatan perkakasan domestik	9.5	8.7	-5.2	49.7	-4.7	13.3	7.6	12.3	17.8	-1.4	2.8	7.6	2.8
279/ 27900	Pembuatan kelengkapan elektrik lain	17.7	4.0	20.5	34.1	3.5	17.8	16.7	-2.9	3.7	0.7	10.3	16.7	10.3
281 & 282	Pembuatan jentera kegunaan umum dan kegunaan khas	16.2	6.9	5.7	35.1	6.8	19.1	9.3	4.6	7.7	6.3	4.9	9.3	4.9
28120 & 28130	Pembuatan alat-alat kuasa bendalir & Pembuatan pam, pemampat, kepala paip dan injap lain	25.9	2.4	-10.8	87.7	19.8	32.5	-14.7	-1.4	23.3	1.5	12.7	-14.7	12.7
28180 & 28220	Pembuatan alatan tangan yang menggunakan kuasa dilengkapkan dengan motor elektrik atau bukan motor elektrik atau pneumatik & Pembuatan jentera pembentukan logam dan alatan mesin	27.7	1.0	22.4	44.3	15.7	29.6	-3.3	-1.4	3.4	5.1	6.5	-3.3	6.5
28192	Pembuatan mesin penyaman udara, termasuk untuk kenderaan bermotor	17.8	-6.1	24.8	30.4	0.0	20.1	10.9	3.2	-12.6	-23.6	-21.7	10.9	-21.7
28290	Pembuatan lain-lain mesin bertujuan khas t.t.t.l. Industri lain	-11.4	37.9	-30.1	-3.0	-7.6	-3.8	28.5	15.6	45.6	61.4	36.7	28.5	36.7
		21.7	10.8	6.0	55.8	13.1	20.6	16.6	7.5	8.3	11.8	12.5	16.6	12.5
291 (29101 & 29102)	Pembuatan kenderaan bermotor	5.8	12.7	18.0	74.3	-29.9	7.0	5.8	21.0	22.1	7.0	25.1	5.8	25.1
292/ 29200	Pembuatan kerangka (coachwork) untuk kenderaan bermotor; pembuatan treler dan semi treler	19.7	17.6	50.8	29.3	-26.0	44.1	29.7	19.2	20.6	5.1	5.8	29.7	5.8
293/ 29300	Pembuatan alat ganti dan aksesori untuk kenderaan bermotor	5.4	17.9	24.0	31.4	-22.9	1.8	2.7	19.1	46.2	9.8	14.1	2.7	14.1
301 (30110 & 30120)	Pembinaan kapal dan bot	50.7	0.9	12.7	353.5	44.1	26.6	7.2	2.6	-3.9	-1.3	26.2	7.2	26.2
302, 303, 304 & 309	Pembuatan lokomotif keretapi, rolling stock, kapal angkasa dan udara, jentera berkaitan, kenderaan tempur ketenteraan, dan kelengkapan pengangkutan t.t.t.l.	-5.9	17.1	-6.1	11.3	-25.1	-0.7	0.4	19.3	38.5	16.9	-5.6	0.4	-5.6
30910	Pembuatan motosikal	-13.2	26.3	-41.4	76.1	-18.3	-5.9	-11.4	21.2	69.4	44.1	11.7	-11.4	11.7
30920	Pembuatan basikal dan invalid carriages Industri lain	3.4	24.3	71.1	10.1	-28.4	-6.5	2.3	40.1	46.5	17.3	-6.5	2.3	-6.5
		-6.6	9.5	-0.4	-5.3	-26.0	4.9	5.1	8.7	21.4	6.1	-12.1	5.1	-12.1
310	Pembuatan perabot	-5.7	9.8	5.1	33.7	-39.0	-2.9	6.7	18.9	29.4	-5.2	-6.7	6.7	-6.7
31001	Pembuatan perabot kayu dan rotan Industri lain	-21.9	1.0	-4.0	19.1	-54.3	-27.5	-11.9	2.7	35.4	-4.4	-9.5	-11.9	-9.5
		26.3	20.5	26.8	58.0	-9.9	43.7	40.3	39.3	23.6	-6.0	-3.6	40.3	-3.6
321 (32110 & 32120)	Pembuatan barang kemas, bijouterie dan artikel berkaitan	1.9	25.5	1.8	132.8	-52.2	-6.7	-8.1	19.0	133.9	16.8	6.4	-8.1	6.4
322, 325 & 329	Pembuatan instrumen muzik, peralatan dan bekalan perubatan dan pergigian dan pembuatan lain t.t.t.l.	7.0	10.7	2.7	14.3	-2.0	14.2	13.1	13.6	17.0	0.1	4.3	13.1	4.3
32901	Pembuatan alat tulis Industri lain	12.7	9.5	16.0	35.3	-4.2	7.3	-4.0	1.0	37.2	7.7	14.6	-4.0	14.6
		5.2	11.0	-1.4	7.9	-1.3	16.3	19.4	18.5	11.0	-2.0	1.2	19.4	1.2
323/ 32300	Pembuatan barangan sukan	-26.7	5.4	2.4	-22.5	-51.8	-26.6	-1.4	-12.0	30.1	15.5	16.6	-1.4	16.6
324/ 32400	Pembuatan permainan dan mainan	3.8	2.6	-14.2	47.8	-17.8	16.0	27.9	16.7	-3.4	-23.8	-28.1	27.9	-28.1
331 & 332	Pembaikan pemasangan produk logam, jentera, kelengkapan dan pemasangan jentera perindustrian dan kelengkapan	0.04	7.9	0.6	29.8	-24.8	8.3	6.1	10.1	10.2	6.2	7.4	6.1	7.4
33150	Pembaikan dan penyelenggaraan kelengkapan pengangkutan kecuali motosikal dan basikal Industri lain	6.2	17.8	68.0	13.0	-29.6	8.4	13.1	24.6	22.4	13.9	10.2	13.1	10.2
		-2.8	2.8	-16.1	39.8	-22.0	8.3	2.6	3.1	3.7	2.1	5.9	2.6	5.9
Jumlah Pembuatan		15.5	15.8	8.5	33.9	6.4	16.5	12.8	17.4	22.5	11.1	8.2	12.8	8.2

2022													2023			Group Description/Period
Jan.	Feb.	Mar.	Apr.	Mei	Jun	Jul.	Ogo.	Sep.	Okt.	Nov.	Dis.	Jan.	Feb.	Mar.		
22.9	25.0	54.7	29.2	33.4	44.3	110.9	76.3	32.8	-4.9	22.3	12.9	21.8	28.7	27.5	Manufacture of optical instruments, photographic equipment, magnetic and optical media	
30.5	41.3	42.2	34.7	33.7	39.5	60.9	40.6	33.2	24.3	23.9	8.5	14.3	10.5	3.1	Manufacture of electric motors, generators, transformers and electricity distribution and control apparatus	
25.7	23.2	27.6	29.4	26.3	25.4	27.7	16.5	14.2	4.1	15.9	-16.1	-7.6	-3.4	-17.4	Manufacture of electric motors, generators and transformers	
33.3	52.0	50.6	37.8	37.6	47.7	84.3	54.6	43.4	35.2	28.0	22.7	26.5	17.1	13.2	Manufacture of electricity distribution and control apparatus	
13.4	34.2	33.7	3.7	22.9	12.6	25.6	17.0	59.9	64.0	36.0	76.2	34.6	33.5	18.9	Manufacture of batteries and accumulators	
13.5	11.9	11.4	13.6	2.6	1.6	5.3	4.3	-5.2	-16.1	-16.8	-15.4	-13.1	-5.5	-9.5	Manufacture of wiring and wiring devices	
22.6	41.1	39.3	49.9	48.8	47.2	9.5	19.6	-20.0	-22.7	5.4	-5.6	29.5	20.3	21.3	Manufacture of fibre optic cables	
12.5	10.5	9.9	13.2	1.4	1.5	7.1	5.4	-3.9	-14.6	-15.8	-15.9	-13.2	-5.4	-9.1	Manufacture of other electronic and electric wires and cables	
25.4	21.3	19.8	5.6	2.5	-9.9	-16.1	-15.2	-16.6	-32.4	-37.5	-13.7	-29.3	-19.8	-27.2	Manufacture of current-carrying and non current-carrying wiring devices for electrical circuits regardless of material	
12.3	38.8	35.6	13.5	35.9	36.2	69.8	34.9	22.9	-14.2	33.0	41.8	19.2	12.1	-1.0	Manufacture of electric lighting equipment	
14.2	-3.7	12.3	13.4	11.6	11.8	15.4	19.9	17.8	2.9	-2.3	-4.5	-9.3	11.8	7.8	Manufacture of domestic appliances	
8.9	21.8	20.2	-3.5	-2.7	-2.6	5.5	4.1	2.0	3.2	2.9	-3.6	10.2	10.8	9.8	Manufacture of other electrical equipment	
16.6	7.3	4.4	4.5	4.4	4.8	18.9	4.1	2.3	2.0	5.0	11.9	2.5	5.7	6.6	Manufacture of general-purpose and special-purpose machinery	
37.3	-24.5	-34.1	-3.8	-10.6	10.9	74.4	10.8	10.3	5.4	5.0	-6.0	11.5	24.1	2.4	Manufacture of fluid power equipment	
-1.7	-3.5	-4.8	-0.4	-1.6	-2.2	2.2	4.1	3.8	-5.7	9.9	11.6	5.2	6.1	8.4	Manufacture of other pumps, compressors, taps and valves	
8.7	13.5	10.6	8.9	4.8	-3.6	34.5	-25.2	-25.8	-25.1	-30.2	-14.7	-23.6	-22.8	-18.5	Manufacture of power-driven hand tools with self-contained electric or non-electric motor or pneumatic drives	
41.1	22.1	23.2	10.8	20.1	16.5	28.6	54.2	54.0	55.2	54.6	73.7	32.8	37.6	39.8	Manufacture of air-conditioning machines, including for motor vehicles	
29.9	13.0	8.0	3.4	6.6	12.7	11.1	11.8	2.5	10.6	14.2	10.5	9.0	15.5	13.5	Manufacture of other special-purpose machinery n.e.c.	
9.7	6.6	1.1	3.1	10.8	68.0	28.9	29.8	11.5	-7.6	10.5	17.6	23.2	18.7	33.5	Other industry	
27.4	28.2	32.6	13.6	19.8	28.1	28.0	28.9	9.3	0.6	7.8	7.1	8.9	15.5	-3.6	Manufacture of motor vehicles	
3.5	1.1	3.5	5.6	10.8	48.6	51.2	45.7	41.8	2.3	13.4	13.7	16.0	17.9	9.4	Manufacture of bodies (coachwork) for motor vehicles; manufacture of trailers and semi-trailers	
10.4	4.7	6.5	4.0	1.4	1.8	11.5	-10.1	-9.5	-1.6	-1.9	-0.2	16.1	27.6	34.9	Manufacture of parts and accessories for motor vehicles	
-0.9	2.7	-0.1	7.9	18.0	38.0	50.8	32.1	34.4	30.6	12.2	10.1	-5.4	-1.8	-9.0	Building of ships and boats	
-11.2	-10.7	-12.2	5.9	12.7	58.0	74.0	67.2	67.1	61.2	40.2	35.3	12.1	14.6	8.9	Manufacture of railway locomotives, rolling stock, air and spacecraft, related machinery, military fighting vehicles and transport equipment n.e.c	
-5.7	12.3	3.5	10.3	20.3	157.6	123.3	27.9	25.3	24.3	21.7	6.6	-6.4	8.4	-17.6	Manufacture of motorcycles	
6.8	5.0	3.6	7.7	19.9	0.9	17.6	19.9	26.7	23.1	-2.6	1.4	-12.0	-13.0	-11.4	Manufacture of bicycles and invalid carriages	
8.0	5.8	6.2	18.8	10.8	30.2	82.8	20.2	11.0	-3.3	-6.0	-6.2	-9.9	-3.3	-6.6	Other industry	
-9.6	-14.5	-11.6	-2.3	-8.7	25.6	73.5	23.5	23.4	3.5	-5.6	-9.7	-15.2	-3.2	-9.3	Manufacture of furniture	
38.1	43.0	40.1	45.6	35.3	35.9	94.3	16.8	0.9	-9.0	-6.4	-2.6	-4.0	-3.4	-3.3	Manufacture of wooden and cane furniture	
-7.9	-7.8	-8.6	-8.7	9.3	94.9	253.3	198.9	62.3	21.2	17.5	12.3	4.8	9.5	5.3	Other industry	
15.0	14.4	10.0	11.0	9.5	21.2	23.4	18.7	9.8	-1.7	2.2	-0.1	1.4	7.4	4.1	Manufacture of jewellery, bijouterie and related articles	
0.3	-1.1	-10.0	-5.8	-4.3	15.2	48.6	31.9	31.8	11.6	8.9	3.0	16.9	18.6	8.6	Manufacture of musical instruments, medical and dental instruments and supplies and other manufacturing n.e.c.	
20.1	19.9	18.3	17.4	15.0	23.5	15.5	14.2	4.4	-5.4	0.3	-1.0	-3.1	4.1	2.7	Manufacture of stationary	
1.2	1.3	-5.9	-7.7	-24.2	-1.5	47.0	24.1	21.3	29.6	9.9	9.9	17.1	11.2	21.2	Other industry	
48.7	48.9	-0.7	7.9	5.8	74.3	-10.5	27.8	-16.7	-25.3	-19.4	-26.7	-28.1	-37.0	-18.9	Manufacture of sports goods	
9.6	2.4	6.1	9.4	9.0	12.3	10.5	10.3	9.8	6.8	5.1	6.7	3.7	15.4	4.5	Manufacture of games and toys	
7.1	9.5	20.6	23.5	25.4	25.7	28.8	27.5	15.6	16.5	16.1	9.2	9.4	28.5	-0.3	Repair of fabricated metal products, machinery and equipment and installation of industrial machinery and equipment	
10.9	-0.6	-2.0	2.0	1.7	6.2	2.0	2.4	6.1	1.8	-0.4	5.4	0.8	9.5	7.8	Repair and maintenance of transport equipment except motorcycles and bicycles	
13.1	11.2	13.9	13.2	15.7	23.4	23.8	24.4	19.5	12.9	11.8	8.8	6.5	10.3	8.0	Other industry	
															Total Manufacturing	

Jadual Table **1.4c** : Nilai Jualan Sektor Pembuatan Mengikut Kumpulan: Perubahan Peratusan Bulanan/Suku Tahunan
 : Sales Value of Manufacturing Sector by Group: Monthly/Quarterly Percentage Change

Kod Kumpulan Group code	Keterangan Kumpulan/Tempoh	2021				2022				2023		
		Q1	Q2	Q3	Q4	Q1	Q2	Q3	Q4	Q1	Jan.	Feb.
101	Pemprosesan dan pengawetan daging	-1.7	0.6	9.6	4.4	0.3	2.1	1.5	3.2	-0.5	4.8	-5.5
102	Pemprosesan dan pengawetan ikan, krustasea dan moluska	2.5	-3.9	-10.4	6.8	-7.1	0.0	-2.0	2.5	0.7	-1.8	-10.6
	10201 Pengetinan ikan, krustasea dan moluska &											
	10202 Pemprosesan dan pengawetan ikan, krustasea dan moluska	1.9	-3.5	-11.0	6.3	-7.2	0.4	-2.6	2.2	0.2	-1.8	-10.7
	Industri lain	15.1	-12.7	2.4	17.3	-5.8	-6.6	8.1	6.8	7.4	-2.4	-8.5
103	Pemprosesan dan pengawetan buah-buahan dan sayur - sayuran	8.7	-12.0	-17.3	10.5	6.0	-0.7	2.6	3.5	10.3	13.9	-11.1
	10303 Pengetinan nanas &											
	10304 Pembuatan jem, marmalad dan sajian jeli	44.8	-27.4	-8.6	4.3	-7.7	2.7	28.2	5.1	8.4	11.9	-9.9
	Industri lain	1.3	-7.4	-19.4	12.1	9.4	-1.4	-2.8	3.1	10.9	14.3	-11.4
104	Pembuatan minyak dan lemak daripada sayuran dan haiwan	-23.6	47.8	0.1	4.7	-20.8	41.6	-6.5	0.3	-21.1	-13.1	-7.4
	10404 Pembuatan minyak sayuran mentah dan bertapis &											
	10406 Pembuatan sebatian lemak masakan	-1.0	15.4	8.7	-11.8	-2.8	28.7	13.5	-12.0	-4.9	3.1	-12.2
	10405 Pembuatan minyak kelapa	-2.9	-29.2	-4.9	38.3	15.7	-3.3	14.2	-3.9	-20.3	9.4	7.3
	Industri lain	-26.3	53.5	-0.8	6.4	-22.8	43.6	-8.9	2.0	-23.1	-14.9	-7.0
105	Pembuatan produk tenusu	1.7	4.4	-0.4	5.3	3.9	3.2	1.8	-1.3	0.2	8.0	-2.6
	10502 Pembuatan susu pekat, tepung dan sejat	1.4	5.4	0.0	5.3	4.1	3.7	1.3	-1.0	0.7	8.1	-2.4
	Industri lain	5.0	-6.0	-5.4	4.5	2.0	-4.4	8.2	-6.2	-6.5	7.2	-5.4
106	Pembuatan produk bijian, kanji dan produk berkanji	13.4	10.2	-4.2	8.4	8.8	10.3	-6.1	4.3	1.5	9.3	-0.6
	10611 Pengilangan beras	10.2	33.2	-4.4	8.0	9.9	18.0	-7.3	0.6	2.4	8.2	8.0
	10613 Pengilangan tepung	16.2	-4.0	-4.3	8.3	9.1	3.4	-5.1	7.1	1.7	11.4	-7.6
	Industri lain	7.0	-10.7	0.9	15.0	-10.4	3.8	-0.5	19.7	-13.8	-4.8	-10.3
107	Pembuatan produk makanan lain	9.6	-1.8	-1.8	5.6	2.5	4.8	1.3	-0.1	0.6	5.2	-6.0
	10711 Pembuatan biskut dan cookies	-7.3	-7.5	-10.8	44.6	17.9	6.1	-5.8	6.4	-1.0	12.2	-3.9
	10712 Pembuatan roti, kek dan produk bakeri lain	14.9	-0.4	-2.2	-8.6	0.7	13.3	-0.1	-4.9	8.4	6.1	-5.4
	10713 Pembuatan produk snek	-0.6	-1.8	-8.6	24.8	5.5	4.5	-5.4	7.0	-4.6	2.6	-1.7
	10721 Pembuatan gula	15.2	-6.1	2.5	11.3	-7.7	-5.2	-3.6	2.2	-0.6	2.8	-15.9
	10731 Pembuatan produk koko	-1.6	-10.3	-4.7	7.7	1.3	-6.5	4.9	4.5	2.1	11.1	-1.9
	10732 Pembuatan coklat dan produk coklat &											
	10733 Pembuatan konfeksi gula	10.2	3.3	-4.1	3.3	6.3	7.0	-0.3	-3.3	-1.4	7.2	-6.2
	10793 Pembuatan sos dan bahan perasa	8.4	-2.4	-6.6	25.8	-5.2	-4.9	-3.9	7.2	-1.5	-4.7	-4.6
	10799 Pembuatan produk makanan lain t.t.t.l.	10.6	-0.9	9.4	4.8	10.6	4.4	10.3	4.0	-6.3	10.8	-3.6
	Industri lain	11.3	-4.1	0.1	8.2	-2.1	3.1	7.9	-0.5	0.8	-1.6	-4.9
108/10800	Pembuatan makanan haiwan tersedia	5.3	35.7	4.4	-1.4	1.7	18.8	1.1	-2.7	1.7	6.2	-7.4
110	Pembuatan minuman ringan	16.2	-22.7	-2.1	32.6	5.9	-5.1	6.7	0.3	-1.4	6.7	0.3
	11041 Pembuatan minuman ringan	19.2	-13.7	17.4	7.7	0.8	-10.1	5.5	7.4	-4.3	-2.9	6.7
	11042 Pengeluaran air mineral semulajadi dan minuman lain yang dibotolkan	13.7	-7.3	8.5	-0.7	3.4	-3.9	3.4	-5.9	3.1	0.3	6.9
	Industri lain	12.7	-40.5	-48.0	183.8	16.0	2.2	9.2	-7.3	2.0	26.5	-10.4
120/12000	Pembuatan produk tembakau	-2.4	-38.9	-55.2	316.2	-8.1	-22.9	-13.2	36.0	29.1	-14.9	1.0
131	Pemintalan, penenunan dan penyiapan tekstil	0.6	4.7	-18.4	20.6	4.5	-3.0	-2.6	2.5	-8.9	-0.3	-3.2
	13110 Penyediaan dan pemintalan gentian tekstil &											
	13120 Penenunan tekstil	3.1	10.0	-27.9	23.8	10.0	-4.1	-2.6	3.7	-5.6	-0.4	0.8
	13132 Pewarnaan, pelunturan, percetakan dan penyiapan akhir benang dan fabrik	-5.4	-11.0	14.1	14.9	-8.4	0.2	-2.9	-0.5	-18.9	-0.1	-13.8
	Industri lain	-24.8	-4.3	67.1	-11.5	-22.6	-1.9	0.6	-10.9	-12.1	-3.8	-20.1
139	Pembuatan tekstil lain	3.7	1.1	15.7	7.9	-2.0	-0.6	-0.9	4.9	7.1	0.3	-7.8
	13910 Pembuatan fabrik dikait dan dikrusye	0.4	-3.0	7.1	9.7	-4.5	-2.3	-2.6	4.8	-0.3	-3.5	-7.1
	Industri lain	7.6	5.6	24.2	6.4	0.2	0.9	0.4	5.0	13.0	3.6	-8.4
141	Pembuatan pakaian, kecuali pakaian berbulu	-4.3	-14.3	3.4	17.9	-1.2	-10.0	0.2	10.6	2.6	-3.1	-1.4
	14102 Pembuatan pakaian	-4.5	-12.4	5.9	13.8	-3.0	-9.7	2.1	10.6	0.7	-5.0	-2.6
	Industri lain	-3.2	-27.1	-17.9	62.6	12.1	-11.7	-12.0	10.9	16.6	12.3	7.3
142 & 143	Pembuatan artikel daripada kulit bulu dan pakaian yang dikait dan dikrusye	-1.0	-7.5	-25.3	43.3	-7.0	-10.7	8.3	12.0	9.8	-2.2	-14.0
151 (15110 & 15120)	Penyamakan dan pembersihan kulit, pembuatan bagasi, beg tangan, pelana dan abah-abah pembersihan dan pewarnaan bulu	4.5	-28.0	-8.7	74.2	2.0	-18.9	13.9	25.0	-7.8	1.3	-0.7
152	Pembuatan kasut	7.5	-31.7	-17.9	40.0	4.2	-10.7	4.4	10.7	2.9	1.9	-8.4
	15201 Pembuatan kasut kulit &											
	15203 Pembuatan kasut getah	7.3	-36.8	-19.2	56.7	0.9	-11.3	19.1	8.8	-1.4	3.9	-21.4
	Industri lain	7.9	-23.7	-16.2	19.1	9.5	-9.8	-17.4	14.7	11.7	-1.5	14.5
161/16100	Pengilangan dan pengetaman kayu	1.3	-35.9	8.9	44.6	9.0	-31.0	18.5	15.4	7.7	8.8	-18.7

2022													2023			Group Description/Period
Mac	Apr.	Mei	Jun	Jul.	Ogo.	Sep.	Okt.	Nov.	Dis.	Jan.	Feb.	Mac				
-3.6	7.3	1.0	-3.7	-0.3	7.6	-2.8	6.9	-2.6	-6.8	1.9	5.4	-0.9	Processing and preserving of meat			
7.0	-1.7	0.1	3.0	-10.3	12.0	-2.5	-0.4	3.2	-3.6	8.1	-10.7	5.2	Processing and preserving of fish, crustaceans and molluscs Canning of fish, crustaceans and molluscs			
7.0	-1.5	0.5	2.8	-10.7	12.2	-3.2	-0.5	4.0	-4.4	8.6	-11.6	5.5	Processing, curing and preserving of fish, crustacean and molluscs			
7.4	-5.4	-7.1	5.7	-1.4	7.3	9.7	1.2	-9.1	10.3	1.6	2.5	1.8	Other industry			
-2.9	4.3	-0.8	5.0	-6.4	9.0	1.3	-2.4	6.9	-6.5	4.7	3.5	16.1	Processing and preserving of fruits and vegetable Pineapple canning			
-15.7	11.3	-7.3	40.6	-2.7	7.8	10.1	-2.9	8.6	-17.8	8.7	6.8	17.9	Manufacture of jams, marmalades and table jellies			
-0.1	3.0	0.5	-1.5	-7.4	9.3	-1.1	-2.2	6.4	-3.1	3.7	2.6	15.5	Other industry			
-0.9	38.3	7.0	3.0	-14.5	4.4	5.8	-4.1	-3.2	5.0	-18.1	-5.4	-6.8	Manufacture of vegetable and animal oils and fats Manufacture of crude and refined vegetable oil			
9.4	17.9	6.6	8.9	7.0	-0.5	-4.1	-10.7	-6.7	19.6	-17.4	6.7	1.2	Manufacture of compound cooking fats			
1.8	-10.6	5.9	1.4	9.8	7.8	-11.3	-1.3	-4.5	18.9	-17.8	-13.9	-9.7	Manufacture of coconut oil			
-2.1	41.6	7.0	2.3	-17.1	5.1	7.3	-3.3	-2.8	3.2	-18.1	-6.9	-8.0	Other industry			
1.6	3.1	-0.4	0.6	-3.5	10.2	-4.2	-2.5	2.8	-2.7	-3.1	2.6	7.9	Manufacture of dairy products Manufacture of condensed, powdered and evaporated milk			
1.7	3.6	-0.4	0.3	-4.0	10.7	-4.5	-2.3	3.1	-2.8	-3.6	3.8	8.2	Other industry			
-0.3	-3.5	-0.9	5.4	3.2	2.7	-0.9	-5.1	-0.9	-2.3	3.7	-13.4	2.9	Other industry			
6.6	12.7	-6.1	-6.1	-5.4	7.6	2.0	0.3	-0.7	2.0	-4.7	6.7	2.6	Manufacture of grain mill products, starches and starch products Rice milling			
0.7	30.2	-12.4	-12.9	-2.9	13.1	3.4	-3.6	-2.7	0.03	-7.4	17.4	0.2	Flour milling			
13.1	-3.4	1.7	0.7	-7.8	2.8	0.1	3.7	1.3	4.3	-1.9	-2.0	5.4	Other industry			
1.8	9.4	-5.7	3.6	-3.6	-0.1	9.0	14.5	-0.1	-3.4	-7.4	-6.9	-0.1	Other industry			
6.1	3.7	-2.9	3.4	-2.0	5.2	-3.9	0.9	-0.1	0.04	-0.6	1.2	1.1	Manufacture of other food products Manufacture of biscuits and cookies			
2.3	25.8	-23.1	-1.4	-0.04	9.8	-4.9	5.5	2.3	-1.1	-6.3	8.1	0.8	Manufacture of bread, cakes and other bakery products			
2.3	6.2	7.6	5.5	-3.6	1.5	-9.8	-0.5	-0.6	7.1	6.4	-4.6	1.7	Manufacture of snack products			
9.3	3.8	-6.9	0.4	-9.8	9.5	2.5	2.7	-1.2	0.9	-10.9	3.4	13.3	Manufacture of sugar			
-0.3	6.2	-14.2	15.9	-9.3	2.5	-0.3	1.3	-0.4	1.4	-2.9	2.7	-0.8	Manufacture of cocoa products			
-14.2	4.7	-0.6	0.6	4.6	2.4	-4.3	7.4	-0.8	-0.1	0.4	11.1	-14.4	Manufacture of chocolate and chocolate products			
15.3	1.7	-0.7	-4.9	0.04	7.1	-4.0	-0.5	-2.5	-1.9	1.6	-1.7	1.1	Manufacture of sugar confectionery			
4.9	1.9	-13.9	3.7	-3.9	5.1	-1.6	4.8	6.5	-7.3	-5.9	10.3	2.8	Manufacture of sauces and condiments			
9.7	-1.9	-0.6	5.3	-1.8	14.3	-2.0	2.4	1.3	-6.8	-4.9	3.4	1.9	Manufacture of other food products n.e.c.			
8.6	-1.9	-3.2	10.4	1.6	1.3	-0.6	-1.6	1.6	0.4	-3.3	3.2	3.6	Other industry			
-2.4	24.2	-0.8	1.1	0.7	-1.8	3.7	-2.4	-3.8	1.4	-0.3	2.3	2.5	Manufacture of prepared animal feeds			
6.1	3.9	-18.9	1.1	10.3	6.8	-3.1	5.6	-5.6	-4.1	1.5	-0.4	6.8	Manufacture of beverages Manufacture of soft drinks			
6.2	4.0	-27.5	-1.1	19.3	5.2	-8.5	16.2	-5.7	0.9	-7.9	3.6	8.5	Production of natural mineral waters and other bottled waters			
7.7	0.7	-18.4	4.7	7.7	3.5	-6.7	-0.3	-0.6	-5.7	-2.8	11.9	6.9	Other industry			
5.5	4.8	-4.7	2.9	0.2	10.1	5.4	-5.6	-6.9	-10.9	18.5	-8.7	4.2	Other industry			
9.4	-9.0	-27.4	-8.8	-0.7	12.7	-9.0	35.7	7.5	-6.3	30.3	-11.5	29.7	Manufacture of tobacco products			
3.6	-3.3	-6.5	10.8	-4.1	-1.4	-6.3	2.1	4.9	6.1	-10.8	-8.9	8.8	Spinning, weaving and finishing of textiles Preparation and spinning of textile fibres			
3.5	-4.6	-5.6	5.3	-2.6	1.9	-8.2	0.7	8.2	8.1	-9.3	-9.2	8.3	Weaving of textiles			
3.4	1.0	-9.7	28.4	-8.0	-10.6	0.2	6.0	-4.0	0.4	-16.6	-7.5	10.9	Dyeing, bleaching, printing and finishing of yarns and fabrics			
9.7	-8.0	11.2	2.8	0.3	2.3	-18.7	5.1	1.2	-11.3	12.5	-23.1	-0.7	Other industry			
2.3	-1.4	0.1	6.1	-2.5	-4.0	1.0	3.9	2.4	0.3	6.4	-0.05	-0.8	Manufacture of other textiles Manufacture of knitted and crocheted fabrics			
3.4	-5.0	2.5	4.3	-3.5	-3.8	-0.1	6.0	0.8	-1.0	0.01	0.2	-0.1	Other industry			
1.4	1.7	-1.9	7.6	-1.6	-4.1	1.8	2.2	3.6	1.3	11.4	-0.2	-1.3	Other industry			
1.7	-4.1	-6.8	-6.9	6.6	1.9	-0.2	2.9	8.7	3.5	-2.8	0.7	-0.2	Manufacture of wearing apparel, except fur apparel Manufacture of clothings			
1.4	-3.5	-7.3	-5.3	8.0	1.7	-1.5	2.9	9.2	5.1	-4.5	-0.04	-2.0	Other industry			
3.2	-8.2	-3.4	-17.4	-3.8	3.4	9.9	2.6	5.1	-8.1	12.2	5.8	12.3	Other industry			
-1.6	-7.4	1.6	5.3	1.3	-4.9	18.9	4.7	0.3	-9.0	12.6	5.1	1.3	Manufacture of articles of fur, knitted and crocheted apparel Tanning and dressing of leather; manufacture of luggage, handbags, saddlery and harness; dressing and dyeing of fur			
-2.5	-14.4	-7.7	5.5	-0.5	14.4	10.4	9.2	10.5	-11.1	-2.7	-3.5	4.8	Manufacture of footwear			
13.7	-12.8	0.5	-10.0	5.5	12.1	-5.2	9.0	0.6	3.0	3.9	-7.2	5.4	Manufacture of leather footwear			
27.8	-19.5	1.3	3.4	10.1	10.0	-3.7	7.5	1.0	-0.2	4.2	-10.3	4.3	Manufacture of rubber footwear			
-3.3	-2.2	-0.6	-28.0	-3.4	16.7	-8.4	12.3	-0.2	9.8	3.5	-1.3	7.4	Other industry			
21.7	-18.4	-29.9	-1.1	0.8	57.4	-5.7	3.2	-1.0	7.8	-3.0	2.1	13.6	Sawmilling and planing of wood			

2022													2023			Group Description/Period
Mac	Apr.	Mei	Jun	Jul.	Ogo.	Sep.	Okt.	Nov.	Dis.	Jan.	Feb.	Mac				
12.9	-23.3	-29.8	-3.3	0.4	35.2	14.1	6.5	3.3	-1.0	3.0	-4.2	6.0	Manufacture of products of wood, cork, straw and plaiting materials			
12.2	-26.2	-33.6	-2.9	-2.4	38.2	23.8	7.8	7.4	-4.5	9.1	-4.5	5.7	Manufacture of veneer sheets and plywood			
20.8	-22.8	-27.7	-7.7	4.8	33.8	15.6	2.7	-1.2	2.4	-8.0	-1.4	8.3	Manufacture of particle board and fibreboard			
-0.9	-20.6	-19.0	-0.8	3.9	23.7	-4.9	23.5	-2.4	6.9	6.1	-11.3	3.7	Manufacture of builders' carpentry			
9.3	-13.8	-29.8	4.5	-3.8	40.1	-6.1	-4.0	4.2	-1.3	2.9	-2.0	3.6	Other industry			
12.4	2.8	-9.1	2.7	0.8	5.4	0.1	-0.7	-3.8	1.0	1.9	3.6	3.3	Manufacture of paper and paper products			
10.1	3.0	-14.9	0.5	3.9	6.3	-1.4	8.6	-11.5	-1.1	5.4	2.9	-9.9	Manufacture of pulp, paper and paperboard			
12.4	8.1	-9.5	0.4	4.3	4.9	0.4	-1.6	-1.4	-1.7	-4.4	1.2	1.6	Manufacture of corrugated paper and paperboard and of containers of paper and paperboard			
9.1	-11.0	20.2	4.4	3.3	5.9	3.9	4.8	-5.9	0.3	4.0	-14.9	12.3	Manufacture of envelopes and letter-card			
14.4	-1.5	-8.3	1.2	-5.3	6.5	5.1	-8.3	-0.9	8.0	5.1	4.8	12.0	Manufacture of household and personal hygiene paper			
21.9	-2.7	-6.4	16.4	-3.8	7.1	-6.6	-0.6	-4.8	-3.1	6.6	9.4	13.5	Manufacture of gummed or adhesive paper in strips or rolls and labels and wall paper			
-0.3	0.3	0.8	4.1	0.3	-1.1	-0.1	-0.4	2.2	8.2	8.3	8.1	3.5	Other industry			
-0.6	0.1	-9.2	0.8	1.0	-1.7	3.4	-1.8	23.6	-3.3	-1.4	1.7	-1.4	Printing, service activities related to printing and reproduction of recorded media			
1.4	-3.2	-9.4	0.8	-0.2	-1.4	3.9	-3.2	19.2	-6.1	-0.3	2.3	1.3	Printing			
-9.5	16.8	-8.4	0.8	5.8	-2.7	1.2	4.0	40.5	5.9	-4.5	0.2	-9.6	Service activities related to printing			
													Reproduction of recorded media			
13.2	19.0	5.3	23.9	6.7	2.7	-2.7	-2.1	-4.8	-11.3	5.3	-23.4	2.1	Manufacture of refined petroleum products			
5.3	-15.3	1.9	3.5	0.02	3.7	-8.9	-4.2	6.5	5.1	-0.8	-0.3	4.3	Manufacture of basic chemicals, fertilizer and nitrogen compounds, plastics and synthetic rubber in primary forms			
-12.7	66.5	17.5	6.9	-2.5	8.4	-14.3	1.1	8.8	10.0	-8.1	-10.2	-13.0	Manufacture of liquefied or compressed inorganic industrial or medical gases			
													Manufacture of basic organic chemicals			
3.1	-21.8	7.5	3.5	3.9	5.0	-10.3	-6.2	4.1	10.5	-2.1	0.3	2.7	Manufacture of inorganic compounds			
													Manufacture of fertilizers			
6.7	-11.1	-2.6	-5.2	-1.1	2.7	-4.7	-3.5	0.2	7.1	3.8	-6.2	5.0	Manufacture of associated nitrogen products			
10.7	-12.8	-5.3	5.3	-8.0	-2.4	-7.0	0.8	13.4	-1.8	0.5	1.7	9.5	Manufacture of plastics in primary forms			
2.3	2.6	-3.1	5.0	8.8	15.7	-7.6	-9.4	3.1	-5.7	1.6	-1.0	1.2	Other industry			
5.6	-2.9	-7.8	8.5	0.2	11.6	0.2	-4.1	6.7	6.1	-0.1	-4.4	9.0	Manufacture of other chemical products and man-made fibres			
9.4	-7.1	-17.2	7.5	-8.0	15.7	3.8	0.6	20.5	17.3	-8.2	-10.6	8.9	Manufacture of pesticides and other agrochemical products			
0.8	-4.2	-3.0	3.4	-4.3	7.1	-2.4	-4.0	9.2	7.6	4.6	0.3	17.8	Manufacture of paints, varnishes and similar coatings ink and mastics			
0.6	3.8	-7.6	5.4	-5.5	4.9	-10.2	-1.1	11.1	2.9	1.5	-4.5	0.3	Manufacture of printing ink			
													Manufacture of soap and detergents, cleaning and polishing preparations			
10.6	-3.4	-12.7	20.3	3.9	14.0	-0.3	-7.7	0.8	1.9	-1.4	-0.1	9.1	Manufacture of perfumes and toilet preparations			
													Manufacture of photographic plates, films, sensitized paper and other sensitized unexposed materials			
2.9	2.6	-2.9	-2.4	3.9	12.2	4.6	0.7	8.1	5.4	0.9	-13.2	-2.7	Manufacture of writing and drawing ink			
													Manufacture of other chemical products n.e.c.			
1.1	-11.9	28.8	5.4	6.6	11.5	0.2	-11.4	-3.1	10.1	2.8	-6.9	9.0	Other industry			
8.5	0.6	-9.8	21.6	-3.0	0.6	2.4	-3.9	-2.1	-3.1	5.0	1.1	6.4	Manufacture of pharmaceuticals, medicinal chemical and botanical products			
													Manufacture of medicinal active substances to be used for their pharmacological properties in the manufacture of medicaments			
9.5	1.2	-10.9	20.4	-2.8	0.1	1.9	-3.6	-5.0	-3.3	8.2	0.8	6.6				
3.5	-2.8	-3.5	27.9	-3.7	2.7	5.0	-5.0	11.2	-2.2	-7.7	2.2	5.5	Other industry			
38.1	0.5	-8.0	-0.1	-5.9	-12.1	0.3	1.9	-5.0	-3.3	-3.2	-6.8	38.9	Manufacture of rubber products			
6.8	3.0	-18.5	10.0	-3.7	-22.9	-11.7	-3.0	-3.6	0.4	2.1	-5.9	6.2	Manufacture of rubber tyres for vehicles			
10.5	-2.6	-3.8	19.0	-1.5	-4.1	2.0	-5.0	2.9	0.6	4.0	17.0	8.8	Manufacture of interchangeable tyre treads and retreading rubber tyres			
													Manufacture of other products of natural or synthetic rubber, unvulcanized, vulcanized or hardened			
11.0	22.0	-15.6	17.4	-2.3	-2.7	-13.5	5.0	-4.6	0.6	-11.9	-9.1	14.7	Rubber remilling and latex processing			
50.0	-2.5	-5.3	-4.7	-7.4	-14.5	4.0	2.1	-5.2	-4.9	-0.9	-7.2	50.2	Manufacture of rubber gloves			
15.8	3.6	-14.0	11.1	-1.5	0.5	-0.1	0.5	-5.7	0.6	-11.1	-5.2	10.7	Manufacture of other rubber products n.e.c.			
11.6	10.5	-10.4	1.5	1.1	1.9	-1.7	-3.6	0.6	-0.4	-10.7	-0.2	12.6	Manufacture of plastics products			
													Manufacture of semi-manufactures of plastic products			
11.0	9.7	-3.4	6.1	-4.6	-4.3	-1.7	-5.0	-3.2	1.2	-7.2	2.5	10.7	Manufacture of finished plastic products			
7.1	18.5	-2.2	0.7	1.2	6.3	-3.0	-1.8	0.2	-1.4	-15.8	-0.7	9.2	Manufacture of plastic articles for the packing of goods			
30.8	3.6	-1.8	1.8	-2.9	7.5	-2.7	-11.2	3.4	3.4	-11.9	24.3	29.3	Manufacture of builders' plastics ware			
28.5	8.3	-9.9	-2.4	12.6	-5.6	7.4	-4.6	-2.8	-3.5	-2.9	-9.3	28.4	Manufacture of plastic tableware, kitchenware and toilet articles			
9.2	4.2	-29.2	-1.4	4.0	6.2	-3.8	-3.2	7.8	0.4	-10.1	-1.4	9.0	Manufacture of diverse plastic products n.e.c.			
1.6	-9.6	-1.1	-11.2	14.7	-8.5	-13.9	4.2	20.1	6.1	-3.1	-4.1	6.5	Manufacture of glass and glass products			

Jadual Table **1.4c** : Nilai Jualan Sektor Pembuatan Mengikut Kumpulan: Perubahan Peratusan Bulanan/Suku Tahunan
 : Sales Value of Manufacturing Sector by Group: Monthly/Quarterly Percentage Change

Kod Kumpulan Group code	Keterangan Kumpulan/Tempoh	2021				2022				2023		
		Q1	Q2	Q3	Q4	Q1	Q2	Q3	Q4	Q1	Jan.	Feb.
239	Pembuatan pengeluaran galian bukan logam t.t.t.l.	5.9	-20.0	-7.0	34.5	10.2	-10.4	-0.5	7.7	12.9	4.7	-5.1
23911	Pembuatan mortar refraktori dan konkrit &	20.3	-30.6	-39.8	101.5	11.1	-23.6	-1.6	11.2	10.7	3.9	-6.5
23921	Pembuatan seramik bukan refraktori											
23930	Pembuatan produk porselin dan seramik lain	16.9	-3.2	-3.0	17.8	-3.0	5.3	-3.8	-3.5	-0.6	-2.9	0.1
23941	Pembuatan simen hidroliik	1.2	-18.9	-21.6	53.8	8.4	-5.7	-0.1	12.5	15.2	-2.9	3.3
23951	Pembuatan konkrit dan mortar siap bancuh dan bancuhan kering	5.1	-17.9	5.9	37.1	4.4	-7.3	1.0	6.4	13.7	2.8	-6.6
23952	Pembuatan konkrit pratuangan, simen atau artikel batu buatan yang digunakan dalam pembinaan;											
23953	Pembuatan komponen struktur pasang siap untuk bangunan atau kejuruteraan awam dari simen, batu atau konkrit buatan &	2.5	-21.2	-0.9	24.4	11.3	-14.4	-1.5	7.0	11.7	6.6	-10.5
23959	Pembuatan artikel konkrit, simen dan plaster lain t.t.t.l.											
23990	Pembuatan produk mineral bukan logam lain t.t.t.l. Industri lain	19.4	-16.6	3.9	7.8	23.2	-6.6	0.8	3.5	11.2	21.7	-1.2
		22.1	-25.9	-5.3	44.2	19.7	-15.2	-1.0	4.2	20.4	13.0	-4.5
241 (24101 & 24102 & 24103 & 24104 & 24109)	Pembuatan besi dan keluli asas	-4.0	-20.7	15.6	30.1	-4.0	-18.6	7.6	19.4	1.0	3.4	-11.9
242 (24201 & 24202 & 24209)	Pembuatan logam asas berharga dan logam bukan ferus lain	0.2	-23.8	2.4	34.6	0.7	-17.1	0.7	24.0	-0.8	-3.0	0.9
243	Pengacuan logam	-0.9	3.0	-9.9	34.7	-3.3	6.2	-6.0	14.1	-6.7	-10.4	-3.9
251 & 252	Pembuatan produk struktur logam, tangki, takungan, penjana wap, senjata dan peluru	5.1	-13.0	-5.7	29.8	9.4	-8.3	-3.8	10.3	10.1	11.5	-12.7
25113	Pembuatan pintu, tingkap dan bingkai, penutup tingkap dan pintu pagar daripada logam &	6.4	-17.4	-0.8	24.6	16.6	-13.1	-5.5	11.0	14.5	19.7	-14.8
25119	Pembuatan produk struktur logam lain											
25120	Pembuatan tangki, takungan dan kontena daripada logam Industri lain	3.9	0.1	-16.3	45.0	-7.4	6.6	-1.2	9.3	-0.7	-7.8	-5.8
		-13.2	-15.0	-15.5	25.1	4.1	-10.2	14.2	3.8	9.8	5.2	-13.1
259	Pembuatan lain-lain produk yang direka daripada logam; aktiviti perkhidmatan kerja logam	7.2	-11.6	-16.6	37.0	0.7	0.4	-7.8	9.2	4.5	-0.4	-6.3
25910	Tempaan, tekanan, hentakan dan bentuk gelekkan logam; serbuk metalurgi	18.3	-4.4	-11.0	28.7	6.1	2.0	3.2	3.6	-1.0	0.5	-2.9
25920	Rawatan dan penyalutan logam; menggunakan mesin	40.1	-15.9	-11.9	44.5	-2.5	2.0	1.4	16.8	10.9	-3.9	-6.2
25991	Pembuatan tin untuk produk makanan dan minuman, tiub dan kotak boleh dilipat	-3.9	-10.9	-3.1	17.1	-2.1	-9.9	1.0	-1.4	3.7	0.2	-9.5
25992	Pembuatan kabel, plaited bands (jalur/pita berpintal) dan artikel seumpamanya daripada logam &	8.3	-22.5	-23.6	56.3	2.7	-4.2	-20.8	11.3	6.7	1.7	-8.1
25993	Pembuatan bolt, skru, nat dan produk uliran seumpamanya											
25994	Pembuatan barangan rumah daripada logam	54.9	11.3	-17.6	0.1	11.0	0.6	7.9	-0.8	9.0	7.2	-8.2
25999	Pembuatan produk lain yang direka daripada logam t.t.t.l. Industri lain	-2.7	5.6	-22.4	33.6	-3.8	17.4	-5.2	14.3	0.6	-6.6	-0.1
		11.6	11.4	-6.8	15.6	8.5	-5.0	2.4	17.6	21.8	19.3	-20.6
261	Pembuatan komponen dan papan elektronik	4.2	-7.9	20.8	5.9	4.5	2.3	16.4	0.5	-2.0	-12.3	11.4
26101	Pembuatan diod, transistor dan alatan semikonduktor yang seumpamanya &	0.8	-7.1	16.4	11.8	11.0	-0.8	11.8	0.2	-4.9	-6.0	11.7
26102	Pembuatan litar elektronik bersepadu dengan pemasangan mikro											
26103	Pembuatan kapasitor dan perintang elektrik &											
26104	Pembuatan papan litar bercetak &	10.8	-10.0	28.2	-2.8	-5.0	7.6	24.5	0.3	3.0	-22.5	13.3
26105	Pembuatan komponen paparan											
26109	Pembuatan komponen lain untuk aplikasi elektronik	-9.9	3.8	10.8	14.3	-2.5	7.2	11.8	7.5	-10.1	-4.5	-10.7
262 (26201 & 26202)	Pembuatan komputer dan kelengkapan peranti	-2.0	12.4	-29.7	32.7	6.4	11.5	-26.4	10.0	8.0	2.5	8.4
263/ 26300	Pembuatan peralatan komunikasi	-3.5	-19.8	-4.9	19.6	-4.0	-4.0	1.2	8.1	5.5	-11.4	-1.3
264/ 26400	Pembuatan peralatan elektronik pengguna	-4.1	-9.9	2.5	28.9	-3.9	-8.3	11.3	-6.4	-5.0	1.2	-8.4
265	Pembuatan kelengkapan mengukur, menguji, memandu arah dan kawalan; jam tangan dan jam	-6.7	-13.1	24.8	23.6	0.7	-11.5	25.0	4.3	-10.8	3.8	-31.6
26511	Pembuatan kelengkapan mengukur, menguji, memandu arah dan kawalan &	-7.8	-14.2	27.3	20.9	4.2	-14.5	27.4	4.8	-8.9	5.3	-33.3
26512	Pembuatan kelengkapan kawalan proses perindustrian											
26520	Pembuatan jam tangan dan jam dan bahagiannya	1.8	-5.2	8.5	43.7	-21.2	13.1	10.1	0.4	-25.3	-8.6	-16.5
266/ 26600	Pembuatan peralatan penyinaran, perubatan elektro dan elektroterapeutik	18.4	9.9	2.3	-32.2	-33.5	31.3	6.9	3.4	-12.0	-9.5	1.8

2022													2023			Group Description/Period
Mac	Apr.	Mei	Jun	Jul.	Ogo.	Sep.	Okt.	Nov.	Dis.	Jan.	Feb.	Mac				
6.1	-6.6	-10.5	3.1	0.2	2.5	-1.7	-0.6	11.0	3.9	3.5	2.6	3.3	Manufacture of non-metallic mineral products n.e.c.			
													<i>Manufacture of refractory mortars and concretes</i>			
5.3	-22.6	-13.4	22.2	-10.8	-1.7	8.4	-4.3	12.7	6.2	-1.3	3.9	3.6	<i>Manufacture of non-refractory ceramic</i>			
-2.4	5.5	0.9	2.3	-0.7	-5.2	-4.1	-0.6	1.3	2.6	3.3	-4.8	-8.4	<i>Manufacture of other porcelain and ceramic products</i>			
6.0	-3.7	-10.7	1.5	0.1	5.0	-1.8	3.6	11.2	1.9	8.1	0.3	4.4	<i>Manufacture of hydraulic cement</i>			
6.9	-8.4	-1.6	0.6	-0.7	4.3	-2.9	-3.5	12.6	6.9	2.3	2.5	2.2	<i>Manufacture of ready-mix and dry-mix concrete and mortars</i>			
													<i>Manufacture of precast concrete, cement or artificial stone articles for use in construction</i>			
5.4	-4.0	-16.2	0.7	3.0	3.2	-2.3	-1.3	10.4	5.4	1.0	3.1	4.1	<i>Manufacture of prefabricated structural components for building or civil engineering of cement, concrete or artificial stone</i>			
													<i>Manufacture of other articles of concrete, cement and plaster n.e.c.</i>			
9.2	-10.4	-8.4	14.4	-0.3	-5.4	-3.4	1.4	10.2	-1.1	1.5	10.5	-0.1	<i>Manufacture of other non-metallic mineral products n.e.c.</i>			
7.9	-15.0	-3.0	-5.2	-2.0	5.9	5.3	-8.4	12.1	-0.4	15.0	-2.7	9.2	<i>Other industry</i>			
5.5	-6.8	-13.5	-9.9	-6.6	32.5	19.4	-1.3	0.7	-2.5	-0.6	3.3	2.6	Manufacture of basic iron and steel			
1.1	-1.7	-21.0	-10.0	-0.1	14.7	21.7	4.4	-1.6	4.5	-4.7	0.9	3.2	Manufacture of basic precious and other non-ferrous metals			
11.5	6.3	-5.8	-6.0	-14.4	21.8	5.7	-0.4	5.1	1.7	-9.1	-2.6	4.9	Casting of metals			
1.0	-4.7	-3.2	7.5	-6.4	-0.4	-2.2	5.0	3.6	12.6	4.3	-8.3	6.5	Manufacture of structural metal products, tanks, reservoirs , steam generators , weapons and ammunition			
													<i>Manufacture of metal doors, windows and their frames, shutters and gates</i>			
2.1	-10.0	-1.0	4.1	-6.7	-1.7	0.0	4.0	3.0	15.4	6.0	-5.0	2.6	<i>Manufacture of other structural metal products</i>			
													<i>Manufacture of tanks, reservoirs and containers of metal</i>			
-2.5	11.7	-8.7	16.0	-6.6	1.0	-5.1	7.0	5.2	5.6	0.6	-17.1	18.7	<i>Other industry</i>			
3.9	-10.6	-1.1	10.8	3.6	18.5	-22.3	8.1	2.3	18.5	-0.1	-5.7	5.1	Manufacture of other fabricated metal products; metal working service activities			
2.8	9.2	-11.0	-1.3	-4.4	1.5	1.0	5.3	0.6	6.3	1.3	0.6	-4.4	<i>Forging, pressing, stamping and roll-forming of metal; powder metallurgy</i>			
7.1	0.2	-4.9	4.7	-0.6	2.8	1.5	3.0	-1.5	-0.8	0.4	-2.6	4.1	<i>Treatment and coating of metals; machining</i>			
11.1	3.2	-12.8	9.5	1.3	-9.9	18.0	3.2	-0.8	17.0	9.0	-3.9	-16.8	<i>Manufacture of tins and cans for food products, collapsible tubes and boxes</i>			
-1.3	-0.7	-12.4	10.6	-4.4	5.8	-1.4	-3.8	-0.4	5.6	-0.3	1.4	-1.4	<i>Manufacture of metal cable, plaited bands and similar articles</i>			
													<i>Manufacture of bolts, screws, nuts and similar threaded products</i>			
3.9	3.7	-5.3	-12.1	-9.3	-2.7	-3.3	12.4	-0.8	8.3	1.8	2.0	-4.8	<i>Manufacture of metal household articles</i>			
18.0	-9.3	1.9	3.6	9.3	-5.0	-2.6	2.0	-2.1	6.4	7.8	-2.8	-1.0	<i>Manufacture of any other fabricated metal products n.e.c.</i>			
-4.1	40.6	-21.5	0.8	-3.7	9.2	2.1	5.0	4.2	4.6	-3.4	2.4	-5.5	<i>Other industry</i>			
13.4	3.6	-12.1	-1.5	7.2	3.0	-2.8	10.6	10.9	0.2	15.6	0.4	4.5	Manufacture of electronic components and boards			
16.3	-15.9	3.2	13.3	-5.6	12.1	11.8	-6.7	-2.9	-4.5	-12.8	15.9	16.8	<i>Manufacture of diodes, transistors and similar semiconductor devices</i>			
17.4	-16.6	-2.3	15.8	-8.2	12.5	8.4	-3.8	-7.6	0.9	-14.5	10.0	18.9	<i>Manufacture of electronic integrated circuits micro assemblies</i>			
													<i>Manufacture of electrical capacitors and resistors</i>			
14.2	-15.5	12.8	10.0	-1.0	11.7	16.2	-11.5	5.1	-11.4	-10.6	25.8	13.9	<i>Manufacture of printed circuit boards</i>			
													<i>Manufacture of display components</i>			
18.2	-7.9	8.9	6.5	-9.2	9.7	22.9	1.5	-9.3	-12.0	-7.2	4.2	19.2	<i>Manufacture of other components for electronic applications</i>			
-8.2	38.7	-30.5	13.8	-16.9	6.6	-32.8	47.0	-8.3	8.0	2.1	9.7	-7.9	Manufacture of computers and peripheral equipment			
28.2	-26.0	3.2	26.3	-32.1	24.8	25.2	-15.3	0.7	9.7	-12.4	4.4	29.2	Manufacture of communication equipment			
19.1	-7.3	-15.6	4.6	3.2	10.9	10.5	-13.9	5.2	-13.7	-5.5	3.8	19.2	Manufacture of consumer electronics			
15.6	-17.9	2.8	30.9	-1.1	6.2	4.4	-1.2	-0.1	1.9	-7.1	-14.4	15.5	Manufacture of measuring, testing, navigating and control equipment; watches and clocks			
													<i>Manufacture of measuring, testing, navigating and control equipment</i>			
16.7	-21.4	3.8	33.1	-1.5	7.0	5.8	-2.5	-0.2	4.3	-6.7	-14.5	16.4	<i>Manufacture of industrial process control equipment</i>			
7.8	10.3	-2.8	17.6	1.3	0.7	-5.2	9.0	0.5	-15.1	-10.4	-13.7	7.7	<i>Manufacture of watches and clocks and parts</i>			
11.1	29.1	-24.6	42.7	-10.6	15.9	-15.0	5.2	17.0	-17.4	-10.8	2.4	14.9	Manufacture of irradiation, electromedical and electrotherapeutic equipment			

Jadual Table **1.4c** : Nilai Jualan Sektor Pembuatan Mengikut Kumpulan: Perubahan Peratusan Bulanan/Suku Tahunan
 : Sales Value of Manufacturing Sector by Group: Monthly/Quarterly Percentage Change

Kod Kumpulan Group code	Keterangan Kumpulan/Tempoh	2021				2022				2023		
		Q1	Q2	Q3	Q4	Q1	Q2	Q3	Q4	Q1	Jan.	Feb.
267 (26701 & 26702) & 268 (26800)	Pembuatan peralatan optikal, kelengkapan fotografi, media magnetik dan optikal	-10.0	3.5	-3.2	50.7	-11.5	5.4	19.2	-1.6	1.9	-14.8	-3.7
271	Pembuatan motor elektrik, penjana, transformer dan perkakasan pengagihan dan pengawalan elektrik	-4.2	10.6	4.0	16.5	2.9	9.1	9.9	-3.9	-5.4	-5.7	-3.4
27101	Pembuatan motor elektrik, penjana dan transformer	-11.4	8.2	7.6	9.7	-1.7	9.5	1.0	-7.7	-11.7	-8.1	-12.6
27102	Pembuatan perkakasan pengagihan dan pengawalan elektrik	0.6	12.1	1.9	20.6	5.4	8.9	14.4	-2.2	-2.8	-4.3	1.8
272/ 27200	Pembuatan bateri dan akumulator	-21.9	25.2	20.8	-9.1	-8.5	12.2	43.0	7.6	-25.3	10.5	-12.9
273	Pembuatan pendawaian dan peranti pendawaian	-2.9	7.7	3.6	11.9	-10.0	1.6	-0.9	-7.3	-2.9	-4.9	-7.3
27310	Pembuatan kabel gantian optikal	3.4	-0.1	36.1	15.1	-14.4	10.9	-6.3	3.2	15.2	-25.4	-0.1
27320	Pembuatan wayar dan kabel elektronik dan elektrik lain	-4.1	6.7	3.1	12.6	-10.4	1.4	0.4	-7.2	-4.0	-5.4	-7.4
27330	Pembuatan alatan pendawaian pembawa dan bukan pembawa arus untuk litar elektrik (tanpa mengira jenis bahan)	15.3	24.4	-0.8	1.0	-2.0	0.8	-15.7	-14.6	2.5	15.5	-10.0
274/ 27400	Pembuatan kelengkapan pencahayaan elektrik	-12.2	6.9	4.0	17.9	-2.0	6.5	12.6	-1.8	-7.2	5.2	7.4
275/ 27500	Pembuatan perkakasan domestik	-7.5	1.1	4.9	15.5	-12.1	5.4	10.0	-3.3	-8.4	-7.7	-18.5
279/ 27900	Pembuatan kelengkapan elektrik lain	-9.7	15.0	4.4	8.6	-10.6	-4.3	11.6	5.5	-2.1	-13.7	-3.1
281 & 282	Pembuatan jentera kegunaan umum dan kegunaan khas	-1.6	19.7	-5.6	7.1	-9.6	14.5	-2.7	5.6	-10.8	-4.6	-7.5
28120	Pembuatan alat-alat kuasa bendalir &											
28130	Pembuatan pam, pemampat, kepala paip dan injap lain	-1.7	22.2	-9.3	21.6	-36.7	41.2	13.5	0.2	-29.8	-30.2	-9.6
28180	Pembuatan alatan tangan yang menggunakan kuasa dilengkapkan dengan motor elektrik atau bukan motor elektrik atau pneumatik &											
28220	Pembuatan jentera pembentukan logam dan alatan mesin	12.1	24.1	-10.5	4.0	-16.3	26.5	-6.1	5.8	-15.2	-10.8	-5.1
28192	Pembuatan mesin penyaman udara, termasuk untuk kenderaan bermotor	1.8	13.8	-6.4	10.8	-6.0	6.0	-20.8	-3.2	-3.6	4.1	-5.9
28290	Pembuatan lain-lain mesin bertujuan khas t.t.t.l. Industri lain	-24.6	35.4	-7.6	2.0	0.7	21.8	16.5	13.0	-14.7	1.4	-10.0
291 (29101 & 29102)	Pembuatan kenderaan bermotor	-25.2	-17.3	5.4	64.2	-26.1	-5.4	6.2	44.0	-13.6	-21.3	-7.4
292/ 29200	Pembuatan kerangka (coachwork) untuk kenderaan bermotor; pembuatan treler dan semi treler	9.8	13.8	-27.1	58.1	-1.2	4.6	-26.2	37.8	-0.6	0.2	-13.6
293/ 29300	Pembuatan alat ganti dan aksesori untuk kenderaan bermotor	-0.7	-10.2	-11.6	29.1	0.2	4.1	8.5	-2.9	4.2	-1.6	-2.4
301 (30110 & 30120)	Pembinaan kapal dan bot	-3.0	-5.3	7.9	27.8	-17.9	-9.4	1.0	31.3	5.0	-7.1	-8.2
302, 303, 304 & 309	Pembuatan lokomotif keretapi, rolling stock, kapal angkasa dan udara, jentera berkaitan, kenderaan tempur ketenteraan, dan kelengkapan pengangkutan t.t.t.l.	0.8	-14.8	-17.3	39.8	2.0	1.2	-4.0	18.0	-17.6	-1.3	-11.2
30910	Pembuatan motosikal	12.1	-10.4	-29.5	33.0	5.5	22.6	-1.5	13.1	-18.2	-3.2	-9.1
30920	Pembuatan basikal dan invalid carriages Industri lain	-11.1	-20.3	-6.3	40.8	-2.7	9.2	-2.0	12.7	-22.5	-4.6	-17.9
		2.9	-14.2	-16.3	42.1	3.1	-11.2	-6.6	24.1	-14.6	1.2	-8.6
310	Pembuatan perabot	-4.3	-31.3	-11.0	65.9	5.1	-23.5	-3.1	21.5	3.5	7.9	-11.2
31001	Pembuatan perabot kayu dan rotan Industri lain	-5.9	-40.5	-21.5	65.1	14.3	-30.7	3.6	16.6	8.2	12.2	-12.1
		-1.3	-14.6	2.3	66.7	-3.7	-15.2	-9.2	26.7	-1.2	3.4	-10.1
321 (32110 & 32120)	Pembuatan barang kemas, bijouterie dan artikel berkaitan	5.0	4.3	-57.3	99.6	3.5	35.0	-16.1	-0.3	-5.7	11.6	-15.6
322, 325 & 329	Pembuatan instrumen muzik, peralatan dan bekalan perubatan dan pergigian dan pembuatan lain t.t.t.l.	2.4	-1.0	2.7	9.6	1.4	-0.5	5.8	-6.1	5.6	0.02	-2.9
32901	Pembuatan alat tulis Industri lain	18.1	1.5	-15.3	5.6	5.7	6.8	15.0	-17.1	12.4	0.8	-2.2
		-2.5	-1.9	9.7	10.8	0.2	-2.7	2.7	-2.1	3.5	-0.2	-3.1
323/ 32300	Pembuatan barangan sukan	-17.1	5.0	-37.4	34.8	11.4	-6.3	-7.5	19.6	12.5	-0.3	1.1
324/ 32400	Pembuatan permainan dan mainan	-12.3	6.7	-12.2	41.2	-3.3	-2.7	-27.3	11.3	-8.7	1.2	-2.5
331 & 332	Pembaikan pemasangan produk logam, jentera, kelengkapan dan pemasangan jentera perindustrian dan kelengkapan	-2.7	-21.0	4.1	35.3	-4.6	-18.0	4.1	30.4	-3.6	-1.7	-13.3
33150	Pembaikan dan penyelenggaraan kelengkapan pengangkutan kecuali motosikal dan basikal Industri lain	-6.1	-22.2	10.7	34.1	-2.0	-14.3	8.7	24.8	-5.2	-8.4	-18.6
		-0.9	-20.4	0.9	36.0	-6.0	-20.0	1.4	34.0	-2.6	2.1	-10.6
Jumlah Pembuatan		0.5	2.6	1.1	11.8	-2.7	6.8	5.4	1.5	-5.3	-3.4	-5.2

2022													2023			Group Description/Period
Mac	Apr.	Mei	Jun	Jul.	Ogo.	Sep.	Okt.	Nov.	Dis.	Jan.	Feb.	Mac				
18.3	-9.6	-9.9	41.5	-0.5	1.5	-4.6	-6.7	12.6	-0.3	-8.1	1.8	17.1	Manufacture of optical instruments, photographic equipment, magnetic and optical media			
16.8	3.2	-11.4	14.4	1.6	5.8	-2.2	-2.2	-1.0	-4.3	-0.6	-6.6	9.0	Manufacture of electric motors, generators, transformers and electricity distribution and control apparatus			
19.1	10.0	-16.8	14.6	0.8	-1.5	-4.3	-4.5	8.1	-14.8	1.2	-8.7	1.8	Manufacture of electric motors, generators and transformers			
15.7	-0.2	-8.4	14.3	2.0	9.4	-1.3	-1.2	-4.8	0.6	-1.3	-5.8	11.9	Manufacture of electricity distribution and control apparatus			
8.3	-5.0	10.6	28.3	4.2	8.9	21.3	4.7	-21.8	11.3	-15.6	-13.6	-3.5	Manufacture of batteries and accumulators			
1.7	10.9	-12.3	4.2	-0.6	4.8	-5.0	-4.7	-1.6	0.5	-2.3	0.7	-2.6	Manufacture of wiring and wiring devices			
6.6	16.8	-14.9	3.5	2.5	6.1	-26.9	6.5	18.0	15.6	2.3	-7.2	7.5	Manufacture of fibre optic cables			
0.3	11.9	-12.6	4.2	0.03	5.5	-3.9	-4.8	-2.3	-0.5	-2.3	1.0	-3.7	Manufacture of other electronic and electric wires and cables			
18.0	-3.2	-7.4	5.6	-10.2	-6.5	-9.0	-8.3	-1.4	7.5	-5.4	2.1	7.2	Manufacture of current-carrying and non-current-carrying wiring devices for electrical circuits regardless of material			
15.6	-10.5	4.6	8.2	-5.0	15.3	2.1	-12.3	7.4	1.8	-11.6	1.0	2.1	Manufacture of electric lighting equipment			
13.4	9.1	-9.1	5.3	1.9	13.1	-2.7	-4.7	-2.3	2.8	-12.3	0.4	9.3	Manufacture of domestic appliances			
5.0	-9.6	-2.5	16.2	-8.9	13.4	7.9	-2.7	-1.5	0.3	-1.4	-2.6	4.0	Manufacture of other electrical equipment			
1.1	20.0	-9.4	11.5	-10.9	8.3	-1.7	0.2	2.8	5.6	-12.6	-4.5	1.9	Manufacture of general-purpose and special-purpose machinery			
-1.8	58.1	-17.4	19.0	-8.3	27.3	-0.8	2.6	-8.8	-9.8	-17.2	0.5	-19.0	Manufacture of fluid power equipment			
-5.1	36.9	-6.4	5.3	-4.3	-4.6	0.1	-0.2	10.0	2.6	-15.9	-4.3	-3.0	Manufacture of other pumps, compressors, taps and valves			
0.9	17.7	-16.8	9.1	-21.0	5.1	-7.2	0.2	-4.8	9.8	-6.7	-4.9	6.6	Manufacture of power-driven hand tools with self-contained electric or non-electric motor or pneumatic drives			
9.9	12.8	-10.9	41.7	-14.9	18.4	4.2	-0.7	-1.4	18.4	-22.5	-6.8	11.7	Manufacture of metal-forming machinery and machine tools			
2.2	6.4	-0.6	1.6	-4.2	12.4	-3.2	0.7	9.3	0.3	-5.1	-3.8	0.5	Manufacture of air-conditioning machines, including for motor vehicles			
0.9	1.8	-8.3	1.1	1.6	1.2	18.1	7.0	30.7	-0.4	-17.5	-10.8	13.5	Manufacture of other special-purpose machinery n.e.c.			
42.9	6.2	-17.6	-21.3	-15.2	8.1	14.2	20.4	7.7	-7.5	1.9	-8.3	19.2	Other industry			
19.8	-5.5	-3.9	4.5	6.4	3.7	-6.0	-8.1	16.9	-6.4	0.4	-0.8	11.1	Manufacture of motor vehicles			
10.8	5.5	-32.9	20.6	-1.5	-1.3	17.0	29.5	-8.1	-8.6	8.1	0.9	17.1	Manufacture of bodies (coachwork) for motor vehicles; manufacture of trailers and semi-trailers			
20.3	3.8	-15.5	1.0	-1.9	2.4	4.4	12.2	4.1	-3.7	-15.2	-7.8	11.5	Manufacture of parts and accessories for motor vehicles			
12.4	23.2	-7.2	-0.2	2.8	-1.9	-0.9	4.6	13.7	0.9	-19.8	-7.1	6.7	Building of ships and boats			
36.0	-0.9	-4.1	-1.9	-5.0	6.8	4.0	10.4	-0.1	-7.7	-16.3	-4.9	3.4	Manufacture of railway locomotives, rolling stock, air and spacecraft, related machinery, military fighting vehicles and transport equipment n.e.c			
16.4	-1.3	-25.4	3.6	-2.6	2.3	7.7	17.3	2.0	-3.9	-12.1	-9.7	18.6	Manufacture of motorcycles			
8.1	-15.3	-9.0	-15.5	1.9	3.6	23.5	0.6	7.1	-1.0	3.6	-4.7	4.5	Manufacture of bicycles and invalid carriages			
13.2	-28.7	-9.2	-1.0	-0.6	4.1	16.5	-0.9	9.8	-3.7	5.3	0.3	6.1	Other industry			
2.6	1.0	-8.8	-27.9	4.9	3.0	31.2	2.0	4.5	1.8	2.0	-9.6	2.7	Manufacture of furniture			
3.6	35.2	8.3	-5.6	-24.5	7.6	20.5	-17.2	10.4	-7.0	4.2	-11.9	-0.3	Manufacture of wooden and cane furniture			
2.4	3.0	-5.9	-0.2	5.3	4.9	-1.6	-9.1	3.2	1.9	1.5	2.9	-0.7	Other industry			
7.6	0.4	0.9	4.3	15.4	4.4	-18.1	-5.7	-0.5	-0.8	14.3	-0.7	-1.4	Manufacture of jewellery, bijouterie and related articles			
0.9	3.9	-8.0	-1.7	1.7	5.1	5.0	-10.2	4.4	2.7	-2.3	4.1	-0.5	Manufacture of musical instruments, medical and dental instruments and supplies and other manufacturing n.e.c.			
8.4	4.1	-20.2	-5.7	8.4	-12.4	16.0	8.0	7.4	0.5	6.3	-4.0	18.2	Manufacture of stationery			
-1.7	20.3	-6.4	-42.5	-2.9	16.6	9.2	-0.3	7.1	-11.7	-0.8	-14.5	26.5	Other industry			
27.1	-6.6	-32.0	0.6	1.9	10.1	29.7	3.2	9.9	-6.7	-4.5	-3.4	15.1	Manufacture of sports goods			
66.0	-10.6	-37.6	-0.6	7.5	8.1	46.1	-6.8	9.6	-8.2	-8.3	-4.4	28.8	Manufacture of games and toys			
9.5	-3.9	-28.4	1.3	-1.1	11.3	20.2	10.1	10.2	-5.9	-2.3	-2.9	7.8	Repair of fabricated metal products, machinery and equipment and installation of industrial machinery and equipment			
													Repair and maintenance of transport equipment except motorcycles and bicycles			
													Other industry			
9.8	2.3	-4.0	8.1	-3.3	6.1	2.7	-1.8	0.2	-1.7	-5.4	-1.9	7.6	Total Manufacturing			

Jadual
Table **1.5a** : Bilangan Pekerja Bergaji Sektor Pembuatan Mengikut Kumpulan
: Number of Paid Employees of Manufacturing Sector by Group

Kod Kumpulan Group code	Keterangan Kumpulan/Tempoh	2021	2022	2021			
				Q1	Q2	Q3	Q4
101	Pemprosesan dan pengawetan daging	12,960	13,600	13,037	13,006	13,491	12,960
102	Pemprosesan dan pengawetan ikan, krustasea dan moluska	15,912	16,751	16,315	15,839	15,917	15,912
10201 & 10202	Pengetinan ikan, krustasea dan moluska	13,320	14,170	13,913	13,579	13,478	13,320
	Industri lain	2,592	2,581	2,402	2,260	2,439	2,592
103	Pemprosesan dan pengawetan buah-buahan dan sayur - sayuran	10,179	9,962	11,339	11,265	10,290	10,179
10303 & 10304	Pengetinan nanas	551	620	1,129	1,109	546	551
	Pembuatan jem, marmalad dan sajian jeli Industri lain	9,628	9,342	10,210	10,156	9,744	9,628
104	Pembuatan minyak dan lemak daripada sayuran dan haiwan	79,500	84,266	77,416	77,731	79,380	79,500
10404 & 10406 10405	Pembuatan minyak sayuran mentah dan bertapis	3,832	4,052	3,686	3,657	3,657	3,832
	Pembuatan sebatian lemak masakan	2,424	2,542	2,388	2,363	2,362	2,424
	Pembuatan minyak kelapa Industri lain	73,243	77,672	71,342	71,711	73,361	73,243
105	Pembuatan produk tenusu	13,179	13,321	13,757	13,848	13,864	13,179
10502	Pembuatan susu pekat, tepung dan sejat Industri lain	9,781	9,674	10,152	10,194	10,245	9,781
		3,398	3,648	3,604	3,654	3,619	3,398
106	Pembuatan produk bijian, kanji dan produk berkanji	10,808	11,197	10,535	10,530	10,852	10,808
10611 & 10613	Pengilangan beras	4,849	5,307	4,881	4,832	5,157	4,849
	Pengilangan tepung Industri lain	4,889	4,921	4,640	4,710	4,729	4,889
		1,070	969	1,014	988	966	1,070
107	Pembuatan produk makanan lain	123,320	130,228	121,149	121,787	122,231	123,320
10711 & 10712 10713 10721 10731 10732 & 10733 10793 10799	Pembuatan biskut dan cookies	14,344	14,486	11,993	11,983	11,983	14,344
	Pembuatan roti, kek dan produk bakeri lain	30,260	31,304	28,682	30,085	30,498	30,260
	Pembuatan produk snek	8,428	8,846	8,860	8,815	8,428	8,428
	Pembuatan gula	1,765	1,744	1,818	1,799	1,822	1,765
	Pembuatan produk koko	2,576	2,563	2,679	2,634	2,603	2,576
	Pembuatan coklat dan produk coklat	8,033	7,861	8,676	8,561	8,433	8,033
	Pembuatan konfeksi gula	9,997	11,546	9,512	9,316	9,413	9,997
	Pembuatan sos dan bahan perasa	13,664	15,127	14,596	14,380	14,432	13,664
	Pembuatan produk makanan lain t.t.t.l. Industri lain	34,254	36,752	34,333	34,213	34,619	34,254
108/ 10800	Pembuatan makanan haiwan tersedia	14,893	15,573	17,733	17,700	15,829	14,893
110	Pembuatan minuman ringan	15,951	16,373	16,115	15,637	16,029	15,951
11041 & 11042	Pembuatan minuman ringan	10,302	10,622	10,327	10,195	10,108	10,302
	Pengeluaran air mineral semulajadi dan minuman lain yang dibotolkan Industri lain	3,995	3,923	4,227	3,960	4,063	3,995
		1,653	1,828	1,560	1,482	1,859	1,653
120/ 12000	Pembuatan produk tembakau	1,199	1,232	1,412	1,151	1,196	1,199
131	Pemintalan, penenunan dan penyiapan tekstil	13,289	13,055	13,445	13,081	13,173	13,289
13110 & 13120	Penyediaan dan pemintalan gantian tekstil	9,209	8,882	9,712	9,494	9,252	9,209
	Penenunan tekstil	3,647	3,762	3,054	3,055	3,373	3,647
	Pewarnaan, pelunturan, percetakan dan penyiapan akhir benang dan fabrik Industri lain	433	412	679	532	548	433
139	Pembuatan tekstil lain	14,450	14,816	13,939	13,946	14,120	14,450
13910 & 13910	Pembuatan fabrik dikait dan dikrusye	5,901	5,792	5,448	5,592	5,721	5,901
	Industri lain	8,548	9,024	8,492	8,354	8,400	8,548
141	Pembuatan pakaian, kecuali pakaian berbulu	41,493	42,584	40,980	39,166	38,661	41,493
14102 & 14102	Pembuatan pakaian	30,181	31,056	29,357	28,689	28,387	30,181
	Industri lain	11,312	11,528	11,623	10,477	10,273	11,312
142 & 143	Pembuatan artikel daripada kulit bulu dan pakaian yang dikait dan dikrusye	981	1,007	1,161	1,152	963	981
151 (15110 & 15120)	Penyamakan dan pembersihan kulit, pembuatan bagasi, beg tangan, pelana dan abah-abah pembersihan dan pewarnaan bulu	6,113	5,843	5,720	5,553	5,918	6,113
152	Pembuatan kasut	6,175	6,717	6,295	6,073	6,067	6,175
15201 & 15203	Pembuatan kasut kulit	3,399	3,748	3,486	3,312	3,238	3,399
	Pembuatan kasut getah Industri lain	2,776	2,969	2,809	2,760	2,829	2,776
161/ 16100	Pengilangan dan pengetaman kayu	25,587	25,101	24,769	22,858	25,401	25,587

2022		2023		2022	2023	Group Description/Period	
Q1	Q2	Q3	Q4	Q1	(Jan. - Mac)		(Jan. - Mac)
13,034	13,064	13,471	13,600	13,849	13,034	13,849	Processing and preserving of meat
15,936	16,347	16,545	16,751	17,382	15,936	17,382	Processing and preserving of fish, crustaceans and molluscs
							<i>Canning of fish, crustaceans and molluscs</i>
13,433	13,704	13,881	14,170	14,711	13,433	14,711	<i>Processing, curing and preserving of fish, crustacean and molluscs</i>
2,503	2,643	2,664	2,581	2,671	2,503	2,671	<i>Other industry</i>
10,310	10,217	10,073	9,962	10,536	10,310	10,536	Processing and preserving of fruits and vegetable
							<i>Pineapple canning</i>
485	531	530	620	568	485	568	<i>Manufacture of jams, marmalades and table jellies</i>
9,825	9,686	9,543	9,342	9,967	9,825	9,967	<i>Other industry</i>
79,916	80,103	82,207	84,266	85,462	79,916	85,462	Manufacture of vegetable and animal oils and fats
							<i>Manufacture of crude and refined vegetable oil</i>
3,752	3,824	3,839	4,052	4,124	3,752	4,124	<i>Manufacture of compound cooking fats</i>
2,471	2,524	2,539	2,542	2,558	2,471	2,558	<i>Manufacture of coconut oil</i>
73,693	73,755	75,829	77,672	78,780	73,693	78,780	<i>Other industry</i>
13,036	13,292	13,178	13,321	13,366	13,036	13,366	Manufacture of dairy products
9,553	9,646	9,529	9,674	9,678	9,553	9,678	<i>Manufacture of condensed, powdered and evaporated milk</i>
3,482	3,646	3,649	3,648	3,689	3,482	3,689	<i>Other industry</i>
10,871	10,793	11,051	11,197	11,341	10,871	11,341	Manufacture of grain mill products, starches and starch products
4,994	4,962	5,239	5,307	5,421	4,994	5,421	<i>Rice milling</i>
4,872	4,843	4,828	4,921	5,010	4,872	5,010	<i>Flour milling</i>
1,005	987	983	969	910	1,005	910	<i>Other industry</i>
126,992	126,638	127,916	130,228	132,812	126,992	132,812	Manufacture of other food products
14,439	14,517	14,607	14,486	14,747	14,439	14,747	<i>Manufacture of biscuits and cookies</i>
29,286	29,408	29,997	31,304	31,832	29,286	31,832	<i>Manufacture of bread, cakes and other bakery products</i>
8,412	8,542	8,530	8,846	8,858	8,412	8,858	<i>Manufacture of snack products</i>
1,769	1,736	1,752	1,744	1,760	1,769	1,760	<i>Manufacture of sugar</i>
2,579	2,585	2,650	2,563	2,523	2,579	2,523	<i>Manufacture of cocoa products</i>
							<i>Manufacture of chocolate and chocolate products</i>
7,937	8,090	8,259	7,861	7,925	7,937	7,925	<i>Manufacture of sugar confectionery</i>
10,800	10,948	10,787	11,546	11,881	10,800	11,881	<i>Manufacture of sauces and condiments</i>
16,718	15,541	15,861	15,127	15,474	16,718	15,474	<i>Manufacture of other food products n.e.c.</i>
35,052	35,270	35,475	36,752	37,813	35,052	37,813	<i>Other industry</i>
14,820	15,469	15,437	15,573	15,606	14,820	15,606	Manufacture of prepared animal feeds
16,304	16,247	16,144	16,373	16,770	16,304	16,770	Manufacture of beverages
10,565	10,562	10,512	10,622	10,744	10,565	10,744	<i>Manufacture of soft drinks</i>
4,001	3,979	3,892	3,923	4,197	4,001	4,197	<i>Production of natural mineral waters and other bottled waters</i>
1,739	1,706	1,740	1,828	1,829	1,739	1,829	<i>Other industry</i>
1,413	1,170	1,198	1,232	1,448	1,413	1,448	Manufacture of tobacco products
13,206	12,839	13,084	13,055	13,274	13,206	13,274	Spinning, weaving and finishing of textiles
							<i>Preparation and spinning of textile fibres</i>
8,983	8,665	8,737	8,882	9,093	8,983	9,093	<i>Weaving of textiles</i>
3,750	3,731	3,889	3,762	3,690	3,750	3,690	<i>Dyeing, bleaching, printing and finishing of yarns and fabrics</i>
474	443	458	412	491	474	491	<i>Other industry</i>
14,378	14,821	14,813	14,816	14,841	14,378	14,841	Manufacture of other textiles
5,903	5,961	5,958	5,792	5,619	5,903	5,619	<i>Manufacture of knitted and crocheted fabrics</i>
8,475	8,859	8,855	9,024	9,222	8,475	9,222	<i>Other industry</i>
42,134	41,677	40,921	42,584	42,881	42,134	42,881	Manufacture of wearing apparel, except fur apparel
30,268	30,296	29,750	31,056	31,236	30,268	31,236	<i>Manufacture of clothings</i>
11,866	11,381	11,171	11,528	11,645	11,866	11,645	<i>Other industry</i>
1,020	1,030	1,010	1,007	1,089	1,020	1,089	Manufacture of articles of fur, knitted and crocheted apparel
							Tanning and dressing of leather; manufacture of luggage, handbags, saddlery and harness; dressing and dyeing of fur
6,050	5,698	5,831	5,843	6,032	6,050	6,032	
6,349	6,574	6,632	6,717	6,979	6,349	6,979	Manufacture of footwear
							<i>Manufacture of leather footwear</i>
3,501	3,619	3,660	3,748	3,760	3,501	3,760	<i>Manufacture of rubber footwear</i>
2,848	2,955	2,973	2,969	3,219	2,848	3,219	<i>Other industry</i>
25,671	25,235	25,553	25,101	25,234	25,671	25,234	Sawmilling and planning of wood

Jadual Table **1.5a** : Bilangan Pekerja Bergaji Sektor Pembuatan Mengikut Kumpulan
: Number of Paid Employees of Manufacturing Sector by Group

Kod Kumpulan Group code	Keterangan Kumpulan/Tempoh	2022					
		Jan.	Feb.	Mac	Apr.	Mei	Jun
101	Pemprosesan dan pengawetan daging	13,438	13,355	13,034	13,028	13,099	13,064
102	Pemprosesan dan pengawetan ikan, krustasea dan moluska	16,312	16,022	15,936	16,105	16,070	16,347
10201 & 10202	Pengetinan ikan, krustasea dan moluska	13,735	13,495	13,433	13,614	13,549	13,704
	Industri lain	2,577	2,527	2,503	2,491	2,521	2,643
103	Pemprosesan dan pengawetan buah-buahan dan sayur - sayuran	10,668	10,568	10,310	10,256	10,244	10,217
10303 & 10304	Pengetinan nanas	527	522	485	516	511	531
	Pembuatan jem, marmalad dan sajian jeli Industri lain	10,141	10,046	9,825	9,740	9,733	9,686
104	Pembuatan minyak dan lemak daripada sayuran dan haiwan	79,650	80,192	79,916	79,731	79,852	80,103
10404 & 10406	Pembuatan minyak sayuran mentah dan bertapis	3,776	3,789	3,752	3,755	3,813	3,824
10405	Pembuatan sebatian lemak masakan	2,442	2,456	2,471	2,524	2,524	2,524
	Pembuatan minyak kelapa Industri lain	73,433	73,947	73,693	73,453	73,514	73,755
105	Pembuatan produk tenusu	12,995	12,961	13,036	13,111	13,158	13,292
10502	Pembuatan susu pekat, tepung dan sejat Industri lain	9,570	9,531	9,553	9,594	9,602	9,646
		3,425	3,430	3,482	3,516	3,556	3,646
106	Pembuatan produk bijian, kanji dan produk berkanji	10,872	10,877	10,871	10,924	10,787	10,793
10611	Pengilangan beras	4,954	4,993	4,994	5,035	4,982	4,962
10613	Pengilangan tepung Industri lain	4,895	4,865	4,872	4,875	4,817	4,843
		1,023	1,019	1,005	1,014	989	987
107	Pembuatan produk makanan lain	126,212	126,006	126,992	126,034	125,952	126,638
10711	Pembuatan biskut dan cookies	14,445	14,462	14,439	14,405	14,289	14,517
10712	Pembuatan roti, kek dan produk bakeri lain	30,572	29,442	29,286	29,693	29,575	29,408
10713	Pembuatan produk snek	8,466	8,424	8,412	8,443	8,418	8,542
10721	Pembuatan gula	1,762	1,769	1,769	1,743	1,756	1,736
10731	Pembuatan produk koko	2,590	2,601	2,579	2,586	2,593	2,585
10732 & 10733	Pembuatan coklat dan produk coklat	7,858	7,868	7,937	7,893	7,864	8,090
10793	Pembuatan konfeksi gula	10,313	10,646	10,800	10,613	10,909	10,948
10799	Pembuatan sos dan bahan perasa	15,099	15,643	16,718	15,620	15,634	15,541
	Pembuatan produk makanan lain t.t.t.l. Industri lain	35,109	35,152	35,052	35,038	34,913	35,270
108/10800	Pembuatan makanan haiwan tersedia	14,973	14,866	14,820	15,377	15,492	15,469
110	Pembuatan minuman ringan	16,109	16,283	16,304	16,479	16,387	16,247
11041	Pembuatan minuman ringan	10,288	10,524	10,565	10,682	10,673	10,562
11042	Pengeluaran air mineral semulajadi dan minuman lain yang dibotolkan Industri lain	4,029	3,940	4,001	3,989	3,967	3,979
		1,793	1,819	1,739	1,808	1,747	1,706
120/12000	Pembuatan produk tembakau	1,288	1,432	1,413	1,165	1,165	1,170
131	Pemintalan, penenunan dan penyiapan tekstil	13,133	13,126	13,206	13,029	12,993	12,839
13110 & 13120	Penyediaan dan pemintalan gantian tekstil	9,003	9,033	8,983	8,843	8,767	8,665
13132	Penenunan tekstil	3,639	3,601	3,750	3,724	3,742	3,731
	Pewarnaan, pelunturan, percetakan dan penyiapan akhir benang dan fabrik Industri lain	491	492	474	462	483	443
139	Pembuatan tekstil lain	14,477	14,393	14,378	14,491	14,786	14,821
13910	Pembuatan fabrik dikait dan dikrusye	5,941	5,935	5,903	5,897	5,978	5,961
	Industri lain	8,536	8,458	8,475	8,594	8,808	8,859
141	Pembuatan pakaian, kecuali pakaian berbulu	41,677	42,095	42,134	41,828	42,132	41,677
14102	Pembuatan pakaian	29,823	30,185	30,268	30,062	30,423	30,296
	Industri lain	11,854	11,909	11,866	11,766	11,709	11,381
142 & 143	Pembuatan artikel daripada kulit bulu dan pakaian yang dikait dan dikrusye	1,009	1,010	1,020	1,031	1,031	1,030
151 (15110 & 15120)	Penyamakan dan pembersihan kulit, pembuatan bagasi, beg tangan, pelana dan abah-abah pembersihan dan pewarnaan bulu	6,089	6,113	6,050	5,976	5,918	5,698
152	Pembuatan kasut	6,411	6,586	6,349	6,396	6,509	6,574
15201 & 15203	Pembuatan kasut kulit	3,581	3,639	3,501	3,493	3,548	3,619
	Pembuatan kasut getah Industri lain	2,830	2,947	2,848	2,903	2,961	2,955
161/16100	Pengilangan dan pengetaman kayu	25,901	25,797	25,671	25,683	25,788	25,235

2023									Group Description/Period
Jul.	Ogo.	Sep.	Okt.	Nov.	Dis.	Jan.	Feb.	Mac	
12,898	12,956	13,471	13,468	13,593	13,600	14,001	13,965	13,849	Processing and preserving of meat
16,473	16,507	16,545	16,551	16,596	16,751	17,041	17,485	17,382	Processing and preserving of fish, crustaceans and molluscs
									<i>Canning of fish, crustaceans and molluscs</i>
13,806	13,847	13,881	13,933	13,980	14,170	14,410	14,801	14,711	<i>Processing, curing and preserving of fish, crustacean and molluscs</i>
2,666	2,660	2,664	2,619	2,616	2,581	2,632	2,684	2,671	<i>Other industry</i>
10,370	10,039	10,073	10,012	9,965	9,962	10,313	10,554	10,536	Processing and preserving of fruits and vegetable
									<i>Pineapple canning</i>
529	523	530	527	527	620	565	567	568	<i>Manufacture of jams, marmalades and table jellies</i>
9,841	9,516	9,543	9,485	9,438	9,342	9,748	9,987	9,967	<i>Other industry</i>
80,945	81,217	82,207	82,410	83,728	84,266	84,824	85,592	85,462	Manufacture of vegetable and animal oils and fats
									<i>Manufacture of crude and refined vegetable oil</i>
3,856	3,833	3,839	3,836	4,060	4,052	4,089	4,096	4,124	<i>Manufacture of compound cooking fats</i>
2,527	2,524	2,539	2,539	2,536	2,542	2,549	2,549	2,558	<i>Manufacture of coconut oil</i>
74,562	74,860	75,829	76,034	77,132	77,672	78,185	78,947	78,780	<i>Other industry</i>
13,262	13,151	13,178	13,231	13,285	13,321	13,386	13,363	13,366	Manufacture of dairy products
9,600	9,510	9,529	9,527	9,652	9,674	9,714	9,694	9,678	<i>Manufacture of condensed, powdered and evaporated</i>
3,663	3,642	3,649	3,704	3,633	3,648	3,672	3,668	3,689	<i>Other industry</i>
10,810	10,839	11,051	10,982	11,121	11,197	11,251	11,421	11,341	Manufacture of grain mill products, starches and starch products
									<i>Rice milling</i>
4,975	5,066	5,239	5,216	5,246	5,307	5,356	5,458	5,421	<i>Flour milling</i>
4,873	4,821	4,828	4,804	4,919	4,921	4,924	5,037	5,010	<i>Other industry</i>
962	952	983	962	956	969	972	927	910	
126,815	127,431	127,916	128,513	128,878	130,228	132,511	133,336	132,812	Manufacture of other food products
14,624	14,627	14,607	14,480	14,564	14,486	14,820	15,050	14,747	<i>Manufacture of biscuits and cookies</i>
29,619	29,831	29,997	30,567	30,830	31,304	31,580	31,680	31,832	<i>Manufacture of bread, cakes and other bakery products</i>
8,570	8,521	8,530	8,625	8,639	8,846	8,864	8,896	8,858	<i>Manufacture of snack products</i>
1,734	1,757	1,752	1,745	1,709	1,744	1,747	1,747	1,760	<i>Manufacture of sugar</i>
2,606	2,639	2,650	2,554	2,539	2,563	2,566	2,593	2,523	<i>Manufacture of cocoa products</i>
									<i>Manufacture of chocolate and chocolate products</i>
8,122	8,244	8,259	8,278	7,871	7,861	8,120	7,963	7,925	<i>Manufacture of sugar confectionery</i>
10,823	10,859	10,787	10,829	11,378	11,546	11,777	11,786	11,881	<i>Manufacture of sauces and condiments</i>
15,553	15,552	15,861	15,873	15,147	15,127	15,627	15,531	15,474	<i>Manufacture of other food products n.e.c.</i>
35,163	35,402	35,475	35,561	36,201	36,752	37,410	38,091	37,813	<i>Other industry</i>
15,441	15,455	15,437	15,482	15,544	15,573	15,602	15,668	15,606	Manufacture of prepared animal feeds
16,202	16,129	16,144	16,114	16,054	16,373	16,583	16,717	16,770	Manufacture of beverages
10,579	10,503	10,512	10,507	10,445	10,622	10,617	10,714	10,744	<i>Manufacture of soft drinks</i>
3,942	3,890	3,892	3,893	3,911	3,923	4,142	4,144	4,197	<i>Production of natural mineral waters and other bottled waters</i>
1,681	1,736	1,740	1,714	1,697	1,828	1,825	1,858	1,829	<i>Other industry</i>
1,164	1,109	1,198	1,202	1,210	1,232	1,296	1,443	1,448	Manufacture of tobacco products
12,772	12,895	13,084	13,143	13,059	13,055	13,197	13,098	13,274	Spinning, weaving and finishing of textiles
									<i>Preparation and spinning of textile fibres</i>
8,618	8,708	8,737	8,813	8,945	8,882	8,987	8,901	9,093	<i>Weaving of textiles</i>
3,712	3,737	3,889	3,885	3,705	3,762	3,752	3,721	3,690	<i>Dyeing, bleaching, printing and finishing of yarns and fabrics</i>
442	451	458	444	409	412	458	476	491	<i>Other industry</i>
14,733	14,752	14,813	14,729	14,917	14,816	14,898	14,756	14,841	Manufacture of other textiles
5,936	5,929	5,958	5,820	5,846	5,792	5,774	5,757	5,619	<i>Manufacture of knitted and crocheted fabrics</i>
8,797	8,823	8,855	8,909	9,071	9,024	9,123	8,998	9,222	<i>Other industry</i>
41,189	40,901	40,921	40,502	42,307	42,584	42,847	42,795	42,881	Manufacture of wearing apparel, except fur apparel
29,902	29,658	29,750	29,408	30,705	31,056	31,403	31,127	31,236	<i>Manufacture of clothings</i>
11,288	11,243	11,171	11,094	11,602	11,528	11,444	11,668	11,645	<i>Other industry</i>
1,030	1,004	1,010	977	1,014	1,007	1,032	1,068	1,089	Manufacture of articles of fur, knitted and crocheted apparel
									<i>Tanning and dressing of leather; manufacture of luggage, handbags, saddlery and harness; dressing and dyeing of fur</i>
5,630	5,754	5,831	5,831	5,793	5,843	5,939	6,023	6,032	
6,507	6,553	6,632	6,668	6,722	6,717	6,924	7,091	6,979	Manufacture of footwear
									<i>Manufacture of leather footwear</i>
3,601	3,631	3,660	3,711	3,756	3,748	3,896	3,840	3,760	<i>Manufacture of rubber footwear</i>
2,906	2,922	2,973	2,956	2,966	2,969	3,028	3,250	3,219	<i>Other industry</i>
25,287	25,435	25,553	25,441	25,556	25,101	25,720	25,710	25,234	Sawmilling and planning of wood

Jadual
Table **1.5a** : Bilangan Pekerja Bergaji Sektor Pembuatan Mengikut Kumpulan
: Number of Paid Employees of Manufacturing Sector by Group

Kod Kumpulan Group code	Keterangan Kumpulan/Tempoh	2021	2022	2021			
				Q1	Q2	Q3	Q4
162	Pembuatan produk daripada kayu, gabus, jerami dan bahan jalinan lain	67,877	68,943	65,389	65,967	67,726	67,877
16211	Pembuatan kepingan venier dan papan lapis	37,770	38,426	36,056	36,327	38,302	37,770
16212	Pembuatan papan partikel dan papan gentian	6,751	6,419	6,979	6,513	6,360	6,751
16221	Pertukangan kayu untuk jurubina	11,216	10,830	11,560	11,892	11,920	11,216
	Industri lain	12,141	13,268	10,794	11,235	11,144	12,141
170	Pembuatan kertas dan produk kertas	56,213	58,658	55,320	54,235	54,814	56,213
17010	Pembuatan pulpa, kertas dan kertas tebal	8,792	9,259	8,308	8,058	8,132	8,792
17020	Pembuatan kertas gelugur dan kertas tebal dan bekas daripada kertas dan kertas tebal	22,313	23,850	22,190	22,041	22,055	22,313
17091	Pembuatan sampul surat dan kad surat	1,697	1,692	1,858	1,811	1,787	1,697
17092	Pembuatan kertas kegunaan rumah dan pembersih peribadi	10,976	10,818	10,459	10,350	10,366	10,976
17093	Pembuatan kertas bergam atau pelekat yang berjalur atau bergulung dan label dan kertas dinding	7,192	7,480	7,194	6,800	7,256	7,192
	Industri lain	5,243	5,559	5,312	5,174	5,217	5,243
181 & 182	Percetakan, aktiviti perkhidmatan berkaitan percetakan dan penerbitan semula media rakaman	67,428	70,120	65,618	63,077	62,499	67,428
18110	Percetakan	54,714	57,286	52,886	50,851	50,324	54,714
18120	Aktiviti perkhidmatan berkaitan percetakan &	12,714	12,834	12,733	12,226	12,175	12,714
18200	Penerbitan semula media rakaman						
192 (19201 & 19202)	Pembuatan produk petroleum bertapis	17,093	17,817	17,207	16,812	17,148	17,093
201	Pembuatan kimia asas, baja dan sebatian nitrogen, plastik dan getah sintetik dalam bentuk primer	46,703	47,560	49,516	47,941	48,207	46,703
20111	Pembuatan gas perindustrian atau perubatan bukan organik dalam bentuk cecair atau mampat	5,496	5,802	7,226	7,174	7,312	5,496
20112 & 20113	Pembuatan kimia organik asas	18,092	19,633	16,731	16,380	16,537	18,092
20121 & 20129	Pembuatan sebatian bukan organik	9,123	7,649	11,372	10,368	10,481	9,123
20131	Pembuatan baja	11,283	11,413	11,713	11,622	11,441	11,283
	Pembuatan produk campuran nitrogen	2,710	3,063	2,474	2,397	2,436	2,710
	Pembuatan plastik dalam bentuk primer						
	Industri lain						
202 & 203	Pembuatan produk kimia lain dan serat buatan manusia	54,990	57,336	55,458	53,701	53,091	54,990
20210	Pembuatan racun perosak dan produk agrokimia lain	4,044	4,030	3,912	3,852	3,826	4,044
20221	Pembuatan cat, varnis dan penyadur dan mastik	9,483	9,451	12,081	10,065	9,795	9,483
20222	Pembuatan dakwat cetak	4,911	5,659	4,856	4,893	4,893	4,911
20231 & 20232	Pembuatan sabun dan bahan pencuci, penyediaan membersih dan mengilat	20,535	21,711	20,838	21,010	20,643	20,535
20232	Pembuatan pewangi dan penyediaan dandanan diri						
20291 & 20292	Pembuatan plat fotografi, filem, sensitized paper dan other sensitized unexposed materials	15,564	16,082	13,272	13,379	13,436	15,564
20292 & 20299	Pembuatan dakwat menulis dan melukis						
	Pembuatan produk kimia lain t.t.t.l.						
	Industri lain	454	402	499	502	497	454
210	Pembuatan produk farmaseutikal, kimia perubatan dan botani	25,092	27,325	23,420	26,265	26,547	25,092
21001	Pembuatan bahan aktif ubat-ubatan untuk digunakan oleh bidang farmakologi dalam pembuatan ubat-ubatan	18,048	19,310	16,716	18,571	18,614	18,048
	Industri lain	7,044	8,015	6,704	7,694	7,932	7,044
221	Pembuatan produk getah	122,498	122,297	122,761	127,350	125,645	122,498
22111	Pembuatan tayar getah untuk kenderaan	7,048	6,618	7,227	7,869	6,885	7,048
22112	Pembuatan bunga tayar yang boleh ditukar ganti dan tayar celup	2,209	2,289	2,066	1,945	2,046	2,209
22191 & 22193	Pembuatan produk lain daripada getah asli atau sintetik, tidak divulkan, divulkan atau dikeraskan	16,796	17,767	17,964	17,930	17,343	16,796
22193	Pengilangan semula getah dan prosesan susu getah						
22192	Pembuatan sarung tangan getah	63,232	62,537	63,932	67,375	67,256	63,232
22199	Pembuatan produk getah lain yang t.t.t.l.	33,212	33,087	31,573	32,231	32,114	33,212
222	Pembuatan produk plastik	153,940	159,013	155,602	155,262	152,014	153,940
22201 & 22202	Pembuatan produk plastik separa siap	33,803	37,664	35,213	35,656	34,467	33,803
22202	Pembuatan produk plastik siap						
22203	Pembuatan artikel plastik untuk pembungkusan barangan	48,456	50,397	46,979	47,228	46,712	48,456
22204	Pembuatan barangan plastik jurubina	3,345	3,656	3,463	3,327	3,332	3,345
22205	Pembuatan pinggan mangkuk, peralatan dapur dan barangan tandas daripada plastik	12,961	14,177	13,249	13,124	12,920	12,961
22209	Pembuatan pelbagai produk plastik t.t.t.l.	55,375	53,120	56,698	55,927	54,582	55,375
231 (23101 & 23102 & 23109)	Pembuatan kaca dan produk kaca	18,828	20,948	18,144	17,782	17,490	18,828

2022		2023		2022	2023	Group Description/Period	
Q1	Q2	Q3	Q4	Q1	(Jan. - Mar)		(Jan. - Mar)
65,777	67,098	67,651	68,943	67,728	65,777	67,728	Manufacture of products of wood, cork, straw and plaiting materials
36,497	37,163	37,843	38,426	37,446	36,497	37,446	Manufacture of veneer sheets and plywood
6,874	6,857	6,678	6,419	6,345	6,874	6,345	Manufacture of particle board and fibreboard
9,992	10,226	10,050	10,830	10,642	9,992	10,642	Manufacture of builders' carpentry
12,414	12,852	13,080	13,268	13,295	12,414	13,295	Other industry
56,974	56,605	57,633	58,658	59,308	56,974	59,308	Manufacture of paper and paper products
8,713	8,752	8,848	9,259	9,332	8,713	9,332	Manufacture of pulp, paper and paperboard
22,656	22,542	23,291	23,850	23,877	22,656	23,877	Manufacture of corrugated paper and paperboard and of containers of paper and paperboard
1,713	1,739	1,775	1,692	1,789	1,713	1,789	Manufacture of envelopes and letter-card
10,908	10,681	10,874	10,818	10,723	10,908	10,723	Manufacture of household and personal hygiene paper
7,510	7,467	7,321	7,480	7,837	7,510	7,837	Manufacture of gummed or adhesive paper in strips or rolls and labels and wall paper
5,474	5,425	5,524	5,559	5,749	5,474	5,749	Other industry
67,661	65,902	65,467	70,120	70,319	67,661	70,319	Printing, service activities related to printing and reproduction of recorded media
55,001	53,801	53,444	57,286	57,476	55,001	57,476	Printing
12,660	12,101	12,023	12,834	12,843	12,660	12,843	Service activities related to printing
							Reproduction of recorded media
17,719	17,262	17,651	17,817	18,486	17,719	18,486	Manufacture of refined petroleum products
47,789	47,062	47,035	47,560	49,475	47,789	49,475	Manufacture of basic chemicals, fertilizer and nitrogen compounds, plastics and synthetic rubber in primary forms
5,578	5,644	5,628	5,802	6,315	5,578	6,315	Manufacture of liquefied or compressed inorganic industrial or medical gases
18,429	18,299	18,579	19,633	20,155	18,429	20,155	Manufacture of basic organic chemicals
9,547	8,733	8,678	7,649	8,353	9,547	8,353	Manufacture of inorganic compounds
11,408	11,338	11,143	11,413	11,428	11,408	11,428	Manufacture of fertilizers
2,826	3,048	3,008	3,063	3,226	2,826	3,226	Manufacture of associated nitrogen products
							Manufacture of plastics in primary forms
							Other industry
57,439	55,739	55,271	57,336	58,105	57,439	58,105	Manufacture of other chemical products and man-made fibres
3,964	3,910	3,845	4,030	4,262	3,964	4,262	Manufacture of pesticides and other agrochemical products
11,223	9,270	9,162	9,451	9,966	11,223	9,966	Manufacture of paints, varnishes and similar coatings ink and mastics
5,760	5,647	5,660	5,659	5,967	5,760	5,967	Manufacture of printing ink
20,420	20,598	20,865	21,711	21,322	20,420	21,322	Manufacture of soap and detergents, cleaning and polishing preparations
							Manufacture of perfumes and toilet preparations
15,603	15,853	15,277	16,082	16,137	15,603	16,137	Manufacture of photographic plates, films, sensitized paper and other sensitized unexposed materials
469	461	461	402	451	469	451	Manufacture of writing and drawing ink
							Manufacture of other chemical products n.e.c.
							Other industry
24,800	27,994	28,824	27,325	26,901	24,800	26,901	Manufacture of pharmaceuticals, medicinal chemical and botanical products
17,686	19,648	20,234	19,310	18,765	17,686	18,765	Manufacture of medicinal active substances to be used for their pharmacological properties in the manufacture of medicaments
7,114	8,346	8,590	8,015	8,136	7,114	8,136	Other industry
124,905	126,655	125,937	122,297	121,509	124,905	121,509	Manufacture of rubber products
7,193	7,531	6,534	6,618	6,740	7,193	6,740	Manufacture of rubber tyres for vehicles
2,086	1,995	2,129	2,289	2,340	2,086	2,340	Manufacture of interchangeable tyre treads and retreading rubber tyres
16,690	16,952	17,408	17,767	18,775	16,690	18,775	Manufacture of other products of natural or synthetic rubber, unvulcanized, vulcanized or hardened
65,658	67,914	66,853	62,537	60,077	65,658	60,077	Rubber remilling and latex processing
33,278	32,264	33,014	33,087	33,577	33,278	33,577	Manufacture of rubber gloves
							Manufacture of other rubber products n.e.c.
155,750	156,889	158,506	159,013	159,633	155,750	159,633	Manufacture of plastics products
35,934	37,667	37,506	37,664	37,301	35,934	37,301	Manufacture of semi-manufactures of plastic products
48,717	48,901	49,889	50,397	50,812	48,717	50,812	Manufacture of finished plastic products
3,605	3,559	3,595	3,656	3,699	3,605	3,699	Manufacture of plastic articles for the packing of goods
14,992	15,478	15,608	14,177	14,782	14,992	14,782	Manufacture of builders' plastics ware
52,503	51,285	51,908	53,120	53,040	52,503	53,040	Manufacture of plastic tableware, kitchenware and toilet articles
							Manufacture of diverse plastic products n.e.c.
18,896	20,023	20,561	20,948	21,026	18,896	21,026	Manufacture of glass and glass products

Jadual
Table **1.5a** : Bilangan Pekerja Bergaji Sektor Pembuatan Mengikut Kumpulan
: Number of Paid Employees of Manufacturing Sector by Group

Kod Kumpulan Group code	Keterangan Kumpulan/Tempoh	2022					
		Jan.	Feb.	Mac	Apr.	Mei	Jun
162	Pembuatan produk daripada kayu, gabus, jerami dan bahan jalinan lain	67,971	67,654	65,777	65,246	67,791	67,098
16211	Pembuatan kepingan venier dan papan lapis	37,144	36,803	36,497	36,103	37,850	37,163
16212	Pembuatan papan partikel dan papan gentian	6,880	6,912	6,874	6,824	6,862	6,857
16221	Pertukangan kayu untuk jurubina	11,224	11,258	9,992	9,877	10,209	10,226
	Industri lain	12,723	12,681	12,414	12,443	12,870	12,852
170	Pembuatan kertas dan produk kertas	56,584	57,016	56,974	56,425	56,563	56,605
17010	Pembuatan pulpa, kertas dan kertas tebal	8,814	8,720	8,713	8,724	8,720	8,752
17020	Pembuatan kertas gelugur dan kertas tebal dan bekas daripada kertas dan kertas tebal	22,280	22,635	22,656	22,334	22,447	22,542
17091	Pembuatan sampul surat dan kad surat	1,746	1,730	1,713	1,675	1,731	1,739
17092	Pembuatan kertas kegunaan rumah dan pembersih peribadi	11,052	10,972	10,908	10,842	10,709	10,681
17093	Pembuatan kertas bergam atau pelekat yang berjalur atau bergulung dan label dan kertas dinding	7,232	7,527	7,510	7,426	7,547	7,467
	Industri lain	5,460	5,431	5,474	5,425	5,409	5,425
181 & 182	Percetakan, aktiviti perkhidmatan berkaitan percetakan dan penerbitan semula media rakaman	67,482	67,331	67,661	65,412	65,771	65,902
18110	Percetakan	54,758	54,616	55,001	53,211	53,646	53,801
18120 & 18200	Aktiviti perkhidmatan berkaitan percetakan & Penerbitan semula media rakaman	12,724	12,715	12,660	12,201	12,125	12,101
192 (19201 & 19202)	Pembuatan produk petroleum bertapis	17,035	17,282	17,719	17,224	17,268	17,262
201	Pembuatan kimia asas, baja dan sebatian nitrogen, plastik dan getah sintetik dalam bentuk primer	46,975	47,364	47,789	46,889	47,043	47,062
20111	Pembuatan gas perindustrian atau perubatan bukan organik dalam bentuk cecair atau mampat	5,652	5,582	5,578	5,578	5,591	5,644
20112 & 20113	Pembuatan kimia organik asas & Pembuatan sebatian bukan organik	18,105	18,175	18,429	18,299	18,319	18,299
20121 & 20129	Pembuatan baja & Pembuatan produk campuran nitrogen	9,231	9,576	9,547	8,694	8,731	8,733
20131	Pembuatan plastik dalam bentuk primer	11,210	11,221	11,408	11,370	11,323	11,338
	Industri lain	2,777	2,809	2,826	2,947	3,080	3,048
202 & 203	Pembuatan produk kimia lain dan serat buatan manusia	55,367	54,781	57,439	55,236	55,880	55,739
20210	Pembuatan racun perosak dan produk agrokimia lain	4,066	3,953	3,964	3,931	3,909	3,910
20221	Pembuatan cat, varnis dan penyadur dan mastik	9,832	9,510	11,223	9,350	9,297	9,270
20222	Pembuatan dakwat cetak	4,918	4,911	5,760	5,720	5,738	5,647
20231 & 20232	Pembuatan sabun dan bahan pencuci, penyediaan membersihkan dan mengilap & Pembuatan pewangi dan penyediaan dandanan diri	20,543	20,381	20,420	19,939	20,719	20,598
20291 & 20292	Pembuatan plat fotografi, filem, sensitized paper dan other sensitized unexposed materials & Pembuatan dakwat menulis dan melukis	15,544	15,558	15,603	15,831	15,753	15,853
20299	Pembuatan produk kimia lain t.t.t.l.						
	Industri lain	464	468	469	465	465	461
210	Pembuatan produk farmaseutikal, kimia perubatan dan botani	24,691	24,817	24,800	28,001	27,853	27,994
21001	Pembuatan bahan aktif ubat-ubatan untuk digunakan oleh bidang farmakologi dalam pembuatan ubat-ubatan	17,532	17,718	17,686	19,720	19,615	19,648
	Industri lain	7,159	7,099	7,114	8,281	8,238	8,346
221	Pembuatan produk getah	125,135	124,663	124,905	130,436	129,975	126,655
22111	Pembuatan tayar getah untuk kenderaan	7,166	7,228	7,193	7,702	7,714	7,531
22112	Pembuatan bunga tayar yang boleh ditukar ganti dan tayar celup	2,218	2,129	2,086	2,189	2,118	1,995
22191 & 22193	Pembuatan produk lain daripada getah asli atau sintetik, tidak divulkan, divulkan atau dikeraskan & Pengilangan semula getah dan prosesan susu getah	16,928	16,741	16,690	17,530	17,379	16,952
22192	Pembuatan sarung tangan getah	65,383	64,940	65,658	68,626	68,438	67,914
22199	Pembuatan produk getah lain yang t.t.t.l.	33,441	33,625	33,278	34,389	34,327	32,264
222	Pembuatan produk plastik	152,343	151,129	155,750	157,536	156,895	156,889
22201 & 22202	Pembuatan produk plastik separa siap & Pembuatan produk plastik siap	33,435	33,192	35,934	37,138	36,993	37,667
22203	Pembuatan artikel plastik untuk pembungkusan barangan	47,719	47,285	48,717	49,077	48,773	48,901
22204	Pembuatan barangan plastik jurubina	3,375	3,357	3,605	3,626	3,569	3,559
22205	Pembuatan pinggan mangkuk, peralatan dapur dan barangan tandas daripada plastik	14,888	14,887	14,992	15,369	15,439	15,478
22209	Pembuatan pelbagai produk plastik t.t.t.l.	52,926	52,408	52,503	52,326	52,120	51,285
231 (23101 & 23102 & 23109)	Pembuatan kaca dan produk kaca	19,062	18,882	18,896	18,857	20,021	20,023

2023									Group Description/Period
Jul.	Ogo.	Sep.	Okt.	Nov.	Dis.	Jan.	Feb.	Mac	
66,582	66,604	67,651	67,898	68,632	68,943	68,848	69,504	67,728	Manufacture of products of wood, cork, straw and plaiting materials
36,663	36,583	37,843	38,033	38,577	38,426	38,035	38,412	37,446	Manufacture of veneer sheets and plywood
6,891	6,901	6,678	6,721	6,534	6,419	6,275	6,387	6,345	Manufacture of particle board and fibreboard
10,094	10,145	10,050	10,001	10,249	10,830	10,966	11,134	10,642	Manufacture of builders' carpentry
12,934	12,975	13,080	13,143	13,271	13,268	13,572	13,571	13,295	Other industry
56,767	56,700	57,633	58,303	58,481	58,658	58,843	59,436	59,308	Manufacture of paper and paper products
8,778	8,679	8,848	9,025	9,128	9,259	9,269	9,407	9,332	Manufacture of pulp, paper and paperboard
22,565	22,766	23,291	23,685	23,831	23,850	23,728	23,899	23,877	Manufacture of corrugated paper and paperboard and of containers of paper and paperboard
1,736	1,734	1,775	1,762	1,659	1,692	1,745	1,798	1,789	Manufacture of envelopes and letter-card
10,756	10,746	10,874	10,895	10,850	10,818	10,909	10,821	10,723	Manufacture of household and personal hygiene paper
7,448	7,388	7,321	7,358	7,473	7,480	7,507	7,821	7,837	Manufacture of gummed or adhesive paper in strips or rolls and labels and wall paper
5,485	5,388	5,524	5,578	5,539	5,559	5,686	5,691	5,749	Other industry
65,724	65,699	65,467	68,259	69,835	70,120	70,262	69,878	70,319	Printing, service activities related to printing and reproduction of recorded media
53,663	53,614	53,444	55,755	57,227	57,286	57,387	56,975	57,476	Printing
12,061	12,085	12,023	12,504	12,608	12,834	12,875	12,904	12,843	Service activities related to printing
									Reproduction of recorded media
17,640	17,686	17,651	17,646	17,670	17,817	17,783	17,989	18,486	Manufacture of refined petroleum products
47,174	47,104	47,035	47,810	47,309	47,560	48,311	48,844	49,475	Manufacture of basic chemicals, fertilizer and nitrogen compounds, plastics and synthetic rubber in primary forms
5,657	5,599	5,628	5,773	5,777	5,802	5,975	5,984	6,315	Manufacture of liquefied or compressed inorganic industrial or medical gases
18,506	18,507	18,579	18,891	19,400	19,633	19,708	19,928	20,155	Manufacture of basic organic chemicals
8,741	8,766	8,678	8,793	7,752	7,649	7,916	8,244	8,353	Manufacture of inorganic compounds
11,214	11,227	11,143	11,330	11,323	11,413	11,569	11,465	11,428	Manufacture of fertilizers
3,057	3,006	3,008	3,022	3,058	3,063	3,145	3,224	3,226	Manufacture of associated nitrogen products
55,529	55,317	55,271	55,811	57,081	57,336	57,338	57,121	58,105	Manufacture of other chemical products and man-made fibres
3,910	3,692	3,845	3,906	4,069	4,030	4,115	4,189	4,262	Manufacture of pesticides and other agrochemical
9,220	9,160	9,162	9,261	9,342	9,451	9,842	9,396	9,966	Manufacture of paints, varnishes and similar coatings ink
5,651	5,651	5,660	5,659	5,655	5,659	5,739	5,736	5,967	Manufacture of printing ink
20,826	20,845	20,865	21,252	21,656	21,711	21,059	21,265	21,322	Manufacture of soap and detergents, cleaning and polishing preparations
15,458	15,505	15,277	15,273	15,938	16,082	16,188	16,102	16,137	Manufacture of perfumes and toilet preparations
464	464	461	460	421	402	395	434	451	Manufacture of photographic plates, films, sensitized paper and other sensitized unexposed materials
28,379	28,682	28,824	28,855	27,473	27,325	26,805	26,916	26,901	Manufacture of pharmaceuticals, medicinal chemical and botanical products
20,019	20,244	20,234	20,454	19,397	19,310	18,672	18,728	18,765	Manufacture of medicinal active substances to be used for their pharmacological properties in the manufacture of medicaments
8,360	8,438	8,590	8,401	8,076	8,015	8,133	8,188	8,136	Other industry
125,708	125,716	125,937	124,115	122,375	122,297	120,492	120,806	121,509	Manufacture of rubber products
6,593	6,545	6,534	6,557	6,648	6,618	6,645	6,712	6,740	Manufacture of rubber tyres for vehicles
1,995	2,072	2,129	2,155	2,313	2,289	2,296	2,357	2,340	Manufacture of interchangeable tyre treads and retreading rubber tyres
17,239	17,441	17,408	17,337	17,706	17,767	18,150	18,698	18,775	Manufacture of other products of natural or synthetic rubber, unvulcanized, vulcanized or hardened
67,263	66,739	66,853	65,171	62,825	62,537	59,760	59,343	60,077	Rubber remilling and latex processing
32,618	32,920	33,014	32,894	32,883	33,087	33,641	33,697	33,577	Manufacture of rubber gloves
158,191	158,320	158,506	158,013	158,891	159,013	159,500	159,940	159,633	Manufacture of plastics products
37,812	37,666	37,506	37,315	37,568	37,664	37,595	37,674	37,301	Manufacture of semi-manufactures of plastic products
49,093	49,392	49,889	50,348	50,262	50,397	50,487	51,005	50,812	Manufacture of finished plastic products
3,578	3,561	3,595	3,685	3,636	3,656	3,703	3,713	3,699	Manufacture of plastic articles for the packing of goods
15,588	15,527	15,608	14,724	14,470	14,177	14,472	14,668	14,782	Manufacture of builders' plastics ware
52,120	52,173	51,908	51,942	52,955	53,120	53,244	52,879	53,040	Manufacture of plastic tableware, kitchenware and toilet articles
									Manufacture of diverse plastic products n.e.c.
20,316	20,723	20,561	20,444	20,841	20,948	21,005	21,062	21,026	Manufacture of glass and glass products

Jadual
Table **1.5a** : Bilangan Pekerja Bergaji Sektor Pembuatan Mengikut Kumpulan
: Number of Paid Employees of Manufacturing Sector by Group

Kod Kumpulan Group code	Keterangan Kumpulan/Tempoh	2021	2022	2021			
				Q1	Q2	Q3	Q4
239	Pembuatan pengeluaran galian bukan logam t.t.t.l.	86,772	86,356	86,053	84,988	86,338	86,772
23911	Pembuatan mortar refraktori dan konkrit						
&							
23921	Pembuatan seramik bukan refraktori	11,409	10,661	11,682	11,585	11,268	11,409
23930	Pembuatan produk porselin dan seramik lain	5,100	5,248	5,171	5,271	5,025	5,100
23941	Pembuatan simen hidraulik	7,667	7,303	7,393	7,392	7,368	7,667
23951	Pembuatan konkrit dan mortar siap bancuh dan bancuhan kering	16,004	16,685	14,953	15,129	16,178	16,004
23952	Pembuatan konkrit pratuangan, simen atau artikel batu						
&	buatan yang digunakan dalam pembinaan;						
23953	Pembuatan komponen struktur pasang siap untuk						
&	bangunan atau kejuruteraan awam dari simen, batu atau						
	konkrit buatan	30,295	30,016	29,886	28,821	29,458	30,295
23959	Pembuatan artikel konkrit, simen dan plaster lain t.t.t.l.						
23990	Pembuatan produk mineral bukan logam lain t.t.t.l.	8,590	8,662	8,351	8,199	8,417	8,590
	Industri lain	7,707	7,782	8,618	8,591	8,624	7,707
241 (24101 & 24102 & 24103 & 24104 & 24109)	Pembuatan besi dan keluli asas	54,326	54,534	52,662	51,756	50,739	54,326
242 (24201 & 24202 & 24209)	Pembuatan logam asas berharga dan logam bukan ferus lain	41,977	42,642	43,467	41,629	41,662	41,977
243	Pengacuan logam	14,773	14,362	15,603	14,511	14,507	14,773
251 & 252	Pembuatan produk struktur logam, tangki, takungan, penjana wap, senjata dan peluru	59,684	60,158	61,301	57,540	59,885	59,684
25113	Pembuatan pintu, tingkap dan bingkai, penutup tingkap dan						
&	pintu pagar daripada logam	40,418	40,355	42,112	39,080	41,148	40,418
25119	Pembuatan produk struktur logam lain						
25120	Pembuatan tangki, takungan dan kontena daripada logam	10,948	11,447	10,747	10,497	10,807	10,948
	Industri lain	8,319	8,357	8,443	7,963	7,930	8,319
259	Pembuatan lain-lain produk yang direka daripada logam; aktiviti perkhidmatan kerja logam	96,998	99,084	96,655	94,320	94,729	96,998
25910	Tempaan, tekanan, hentakan dan bentuk gelekkan logam; serbuk metalurgi	21,823	22,151	21,586	21,444	21,559	21,823
25920	Rawatan dan penyalutan logam; menggunakan mesin	12,158	12,860	12,771	11,930	11,648	12,158
25991	Pembuatan tin untuk produk makanan dan minuman, tiub dan kotak boleh dilipat	7,800	7,655	7,681	7,596	7,470	7,800
25992	Pembuatan kabel, plaited bands (jalur/pita berpintal) dan						
&	artikel seumpamanya daripada logam	19,308	19,365	18,955	18,562	19,134	19,308
25993	Pembuatan bolt, skru, nat dan produk uliran seumpamanya						
25994	Pembuatan barangan rumah daripada logam	3,194	3,168	3,528	3,141	3,064	3,194
25999	Pembuatan produk lain yang direka daripada logam t.t.t.l.	22,227	23,427	21,812	21,518	21,619	22,227
	Industri lain	10,488	10,458	10,322	10,127	10,236	10,488
261	Pembuatan komponen dan papan elektronik	218,374	234,460	204,576	209,068	211,084	218,374
26101	Pembuatan diod, transistor dan alatan semikonduktor yang						
&	seumpamanya	119,761	127,805	113,322	116,030	118,140	119,761
26102	Pembuatan litar elektronik bersepadu dengan pemasangan mikro						
26103	Pembuatan kapasitor dan perintang elektrik						
&							
26104	Pembuatan papan litar bercetak	84,490	92,370	77,520	78,999	79,110	84,490
&							
26105	Pembuatan komponen paparan						
26109	Pembuatan komponen lain untuk aplikasi elektronik	14,124	14,285	13,734	14,039	13,835	14,124
262 (26201 & 26202)	Pembuatan komputer dan kelengkapan peranti	65,839	69,667	61,218	61,865	63,876	65,839
263/ 26300	Pembuatan peralatan komunikasi	24,324	26,230	23,250	24,201	24,171	24,324
264/ 26400	Pembuatan peralatan elektronik pengguna	33,782	35,099	33,624	33,516	34,256	33,782
265	Pembuatan kelengkapan mengukur, menguji, memandu arah dan kawalan; jam tangan dan jam	29,332	31,734	28,566	28,467	28,652	29,332
26511	Pembuatan kelengkapan mengukur, menguji, memandu						
&	arah dan kawalan	22,605	24,604	22,007	22,100	22,424	22,605
26512	Pembuatan kelengkapan kawalan proses perindustrian						
26520	Pembuatan jam tangan dan jam dan bahagiannya	6,727	7,131	6,558	6,367	6,228	6,727
266/ 26600	Pembuatan peralatan penyinaran, perubatan elektro dan elektroterapeutik	12,927	13,120	12,881	13,088	13,384	12,927

2022				2023	2022	2023	Group Description/Period
Q1	Q2	Q3	Q4	Q1	(Jan. - Mac)	(Jan. - Mac)	
86,285	86,241	86,614	86,356	84,597	86,285	84,597	Manufacture of non-metallic mineral products n.e.c. <i>Manufacture of refractory mortars and concretes</i>
10,613	10,488	10,305	10,661	9,930	10,613	9,930	<i>Manufacture of non-refractory ceramic</i>
5,067	5,122	5,284	5,248	4,429	5,067	4,429	<i>Manufacture of other porcelain and ceramic products</i>
7,659	7,902	7,036	7,303	7,152	7,659	7,152	<i>Manufacture of hydraulic cement</i>
15,409	15,914	16,550	16,685	15,664	15,409	15,664	<i>Manufacture of ready-mix and dry-mix concrete and mortars</i> <i>Manufacture of precast concrete, cement or artificial stone articles for use in construction</i> <i>Manufacture of prefabricated structural components for building or civil engineering of cement, concrete or artificial stone</i>
30,601	29,880	30,296	30,016	30,811	30,601	30,811	<i>Manufacture of other articles of concrete, cement and plaster n.e.c.</i>
8,994	8,779	8,833	8,662	8,532	8,994	8,532	<i>Manufacture of other non-metallic mineral products n.e.c.</i>
7,941	8,157	8,310	7,782	8,081	7,941	8,081	<i>Other industry</i>
53,134	53,724	53,779	54,534	54,032	53,134	54,032	Manufacture of basic iron and steel
43,474	42,105	42,633	42,642	43,283	43,474	43,283	Manufacture of basic precious and other non-ferrous metals
15,641	14,579	14,642	14,362	15,271	15,641	15,271	Casting of metals
59,909	58,461	58,655	60,158	60,572	59,909	60,572	Manufacture of structural metal products, tanks, reservoirs , steam generators , weapons and ammunition
40,766	39,197	38,843	40,355	40,398	40,766	40,398	<i>Manufacture of metal doors, windows and their frames, shutters and gates</i> <i>Manufacture of other structural metal products</i>
10,865	10,928	11,574	11,447	11,540	10,865	11,540	<i>Manufacture of tanks, reservoirs and containers of metal</i>
8,277	8,337	8,237	8,357	8,633	8,277	8,633	<i>Other industry</i>
99,149	96,926	98,005	99,084	101,196	99,149	101,196	Manufacture of other fabricated metal products; metal working service activities
21,931	22,023	22,744	22,151	21,696	21,931	21,696	<i>Forging, pressing, stamping and roll-forming of metal; powder metallurgy</i>
13,179	12,179	12,460	12,860	13,812	13,179	13,812	<i>Treatment and coating of metals; machining</i> <i>Manufacture of tins and cans for food products, collapsible tubes and boxes</i>
7,758	7,672	7,651	7,655	7,797	7,758	7,797	<i>Manufacture of metal cable, plaited bands and similar articles</i>
19,158	18,901	19,031	19,365	19,498	19,158	19,498	<i>Manufacture of bolts, screws, nuts and similar threaded products</i>
3,315	3,188	3,027	3,168	3,374	3,315	3,374	<i>Manufacture of metal household articles</i>
22,990	22,358	22,397	23,427	23,789	22,990	23,789	<i>Manufacture of any other fabricated metal products n.e.c.</i>
10,817	10,606	10,694	10,458	11,228	10,817	11,228	<i>Other industry</i>
221,659	226,483	231,236	234,460	236,008	221,659	236,008	Manufacture of electronic components and boards
121,453	124,849	127,593	127,805	127,630	121,453	127,630	<i>Manufacture of diodes, transistors and similar semiconductor devices</i> <i>Manufacture of electronic integrated circuits micro assemblies</i> <i>Manufacture of electrical capacitors and resistors</i>
85,967	87,023	89,380	92,370	94,113	85,967	94,113	<i>Manufacture of printed circuit boards</i> <i>Manufacture of display components</i>
14,240	14,612	14,263	14,285	14,265	14,240	14,265	<i>Manufacture of other components for electronic applications</i>
66,588	67,693	68,367	69,667	66,793	66,588	66,793	Manufacture of computers and peripheral equipment
24,324	25,314	26,196	26,230	25,929	24,324	25,929	Manufacture of communication equipment
33,826	35,326	35,695	35,099	34,130	33,826	34,130	Manufacture of consumer electronics
29,638	29,895	30,947	31,734	32,146	29,638	32,146	Manufacture of measuring, testing, navigating and control equipment; watches and clocks
22,640	22,845	23,808	24,604	24,911	22,640	24,911	<i>Manufacture of measuring, testing, navigating and control equipment</i> <i>Manufacture of industrial process control equipment</i>
6,998	7,049	7,139	7,131	7,236	6,998	7,236	<i>Manufacture of watches and clocks and parts</i>
12,827	12,938	13,139	13,120	13,055	12,827	13,055	Manufacture of irradiation, electromedical and electrotherapeutic equipment

Jadual Table **1.5a** : Bilangan Pekerja Bergaji Sektor Pembuatan Mengikut Kumpulan
: Number of Paid Employees of Manufacturing Sector by Group

Kod Kumpulan Group code	Keterangan Kumpulan/Tempoh	2022					
		Jan.	Feb.	Mac	Apr.	Mei	Jun
239	Pembuatan pengeluaran galian bukan logam t.t.t.l.	87,601	86,032	86,285	86,714	86,045	86,241
23911	Pembuatan mortar refraktori dan konkrit						
&							
23921	Pembuatan seramik bukan refraktori	10,694	10,459	10,613	10,507	10,476	10,488
23930	Pembuatan produk porselin dan seramik lain	5,190	5,132	5,067	5,030	5,101	5,122
23941	Pembuatan simen hidraulik	7,687	7,697	7,659	7,888	7,915	7,902
23951	Pembuatan konkrit dan mortar siap bancuh dan bancuhan kering	16,143	15,368	15,409	16,087	15,880	15,914
23952	Pembuatan konkrit pratuangan, simen atau artikel batu						
&	buatan yang digunakan dalam pembinaan;						
23953	Pembuatan komponen struktur pasang siap untuk						
&	bangunan atau kejuruteraan awam dari simen, batu atau						
	konkrit buatan	30,821	30,287	30,601	30,102	29,809	29,880
23959	Pembuatan artikel konkrit, simen dan plaster lain t.t.t.l.						
23990	Pembuatan produk mineral bukan logam lain t.t.t.l.	8,927	9,021	8,994	8,949	8,773	8,779
	Industri lain	8,139	8,067	7,941	8,150	8,090	8,157
241 (24101 & 24102 & 24103 & 24104 & 24109)	Pembuatan besi dan keluli asas	54,006	52,709	53,134	53,358	53,314	53,724
242 (24201 & 24202 & 24209)	Pembuatan logam asas berharga dan logam bukan ferus lain	42,550	43,684	43,474	43,758	43,254	42,105
243	Pengacuan logam	15,364	15,691	15,641	14,651	14,485	14,579
251 & 252	Pembuatan produk struktur logam, tangki, takungan, penjana wap, senjata dan peluru	59,751	59,357	59,909	59,372	59,608	58,461
25113	Pembuatan pintu, tingkap dan bingkai, penutup tingkap dan						
&	pintu pagar daripada logam	40,558	40,308	40,766	40,145	40,337	39,197
25119	Pembuatan produk struktur logam lain						
25120	Pembuatan tangki, takungan dan kontena daripada logam	10,864	10,907	10,865	10,975	11,013	10,928
	Industri lain	8,330	8,142	8,277	8,252	8,258	8,337
259	Pembuatan lain-lain produk yang direka daripada logam; aktiviti perkhidmatan kerja logam	97,460	97,873	99,149	97,668	97,373	96,926
25910	Tempaan, tekanan, hentakan dan bentuk gelekkan logam; serbuk metalurgi	22,053	22,104	21,931	21,897	22,087	22,023
25920	Rawatan dan penyalutan logam; menggunakan mesin	12,243	12,636	13,179	12,435	12,331	12,179
25991	Pembuatan tin untuk produk makanan dan minuman, tiub dan kotak boleh dilipat	7,949	7,881	7,758	7,842	7,624	7,672
25992	Pembuatan kabel, plaited bands (jalur/pita berpintal) dan						
&	artikel seumpamanya daripada logam	19,189	19,230	19,158	18,932	18,881	18,901
25993	Pembuatan bolt, skru, nat dan produk uliran seumpamanya						
25994	Pembuatan barangan rumah daripada logam	3,174	3,202	3,315	3,213	3,258	3,188
25999	Pembuatan produk lain yang direka daripada logam t.t.t.l.	22,348	22,213	22,990	22,578	22,538	22,358
	Industri lain	10,504	10,607	10,817	10,771	10,655	10,606
261	Pembuatan komponen dan papan elektronik	217,493	219,452	221,659	223,410	223,914	226,483
26101	Pembuatan diod, transistor dan alatan semikonduktor yang						
&	seumpamanya	118,738	119,920	121,453	123,132	123,368	124,849
26102	Pembuatan litar elektronik bersepadu dengan pemasangan mikro						
26103	Pembuatan kapasitor dan perintang elektrik						
&							
26104	Pembuatan papan litar bercetak	84,511	85,312	85,967	85,852	85,870	87,023
&							
26105	Pembuatan komponen paparan						
26109	Pembuatan komponen lain untuk aplikasi elektronik	14,244	14,220	14,240	14,426	14,676	14,612
262 (26201 & 26202)	Pembuatan komputer dan kelengkapan peranti	66,148	66,213	66,588	66,284	67,298	67,693
263/ 26300	Pembuatan peralatan komunikasi	24,003	24,284	24,324	24,524	24,928	25,314
264/ 26400	Pembuatan peralatan elektronik pengguna	34,126	33,941	33,826	34,526	34,949	35,326
265	Pembuatan kelengkapan mengukur, menguji, memandu arah dan kawalan; jam tangan dan jam	29,553	29,454	29,638	29,550	29,537	29,895
26511	Pembuatan kelengkapan mengukur, menguji, memandu						
&	arah dan kawalan	22,822	22,666	22,640	22,651	22,611	22,845
26512	Pembuatan kelengkapan kawalan proses perindustrian						
26520	Pembuatan jam tangan dan jam dan bahagiannya	6,731	6,787	6,998	6,899	6,926	7,049
266/ 26600	Pembuatan peralatan penyinaran, perubatan elektro dan elektroterapeutik	12,854	12,808	12,827	12,714	12,827	12,938

2023									Group Description/Period
Jul.	Ogo.	Sep.	Okt.	Nov.	Dis.	Jan.	Feb.	Mac	
86,684	86,089	86,614	86,623	86,667	86,356	86,764	84,734	84,597	Manufacture of non-metallic mineral products n.e.c. <i>Manufacture of refractory mortars and concretes</i>
10,482	10,418	10,305	10,352	10,732	10,661	10,126	9,968	9,930	<i>Manufacture of non-refractory ceramic</i>
5,245	5,272	5,284	5,277	5,240	5,248	5,261	4,449	4,429	<i>Manufacture of other porcelain and ceramic products</i>
7,918	6,905	7,036	7,043	7,344	7,303	7,410	7,413	7,152	<i>Manufacture of hydraulic cement</i>
15,865	16,317	16,550	16,585	16,883	16,685	16,853	15,890	15,664	<i>Manufacture of ready-mix and dry-mix concrete and mortars</i>
									<i>Manufacture of precast concrete, cement or artificial stone articles for use in construction</i>
30,237	30,084	30,296	30,466	29,939	30,016	30,459	30,305	30,811	<i>Manufacture of prefabricated structural components for building or civil engineering of cement, concrete or artificial stone</i>
8,814	8,792	8,833	8,596	8,624	8,662	8,558	8,621	8,532	<i>Manufacture of other non-metallic mineral products n.e.c.</i>
8,123	8,301	8,310	8,305	7,905	7,782	8,097	8,088	8,081	<i>Other industry</i>
53,707	53,646	53,779	54,665	54,524	54,534	54,998	53,259	54,032	Manufacture of basic iron and steel
42,521	42,554	42,633	42,565	42,523	42,642	42,836	43,852	43,283	Manufacture of basic precious and other non-ferrous metals
14,664	14,580	14,642	14,763	14,411	14,362	14,866	15,369	15,271	Casting of metals
58,305	58,501	58,655	58,569	58,615	60,158	59,926	60,142	60,572	Manufacture of structural metal products, tanks, reservoirs , steam generators , weapons and ammunition
38,893	38,804	38,843	38,649	38,764	40,355	40,023	40,175	40,398	<i>Manufacture of metal doors, windows and their frames, shutters and gates</i>
11,029	11,182	11,574	11,564	11,534	11,447	11,429	11,507	11,540	<i>Manufacture of other structural metal products</i>
8,383	8,515	8,237	8,356	8,318	8,357	8,474	8,460	8,633	<i>Manufacture of tanks, reservoirs and containers of metal</i>
96,892	97,243	98,005	97,929	98,098	99,084	100,149	101,147	101,196	Manufacture of other fabricated metal products; metal working service activities
21,806	22,305	22,744	22,490	22,122	22,151	22,317	21,794	21,696	<i>Forging, pressing, stamping and roll-forming of metal; powder metallurgy</i>
12,415	12,344	12,460	12,682	12,519	12,860	12,990	13,420	13,812	<i>Treatment and coating of metals; machining</i>
7,724	7,759	7,651	7,595	7,693	7,655	7,925	7,926	7,797	<i>Manufacture of tins and cans for food products, collapsible tubes and boxes</i>
18,945	19,007	19,031	19,135	19,405	19,365	19,603	19,804	19,498	<i>Manufacture of metal cable, plaited bands and similar articles</i>
3,008	3,029	3,027	3,023	3,178	3,168	3,224	3,222	3,374	<i>Manufacture of bolts, screws, nuts and similar threaded products</i>
22,278	22,186	22,397	22,394	22,712	23,427	23,533	24,024	23,789	<i>Manufacture of metal household articles</i>
10,716	10,614	10,694	10,610	10,469	10,458	10,557	10,956	11,228	<i>Manufacture of any other fabricated metal products n.e.c.</i>
227,591	229,495	231,236	230,820	232,722	234,460	232,601	235,331	236,008	Manufacture of electronic components and boards
125,551	127,253	127,593	127,100	126,922	127,805	125,741	127,188	127,630	<i>Manufacture of diodes, transistors and similar semiconductor devices</i>
									<i>Manufacture of electronic integrated circuits micro assemblies</i>
87,549	87,851	89,380	89,568	91,413	92,370	92,577	93,866	94,113	<i>Manufacture of electrical capacitors and resistors</i>
									<i>Manufacture of printed circuit boards</i>
14,491	14,391	14,263	14,152	14,388	14,285	14,283	14,277	14,265	<i>Manufacture of display components</i>
									<i>Manufacture of other components for electronic applications</i>
67,694	68,390	68,367	67,995	70,189	69,667	66,447	66,566	66,793	Manufacture of computers and peripheral equipment
25,435	25,770	26,196	26,094	26,072	26,230	26,067	25,910	25,929	Manufacture of communication equipment
35,808	37,486	35,695	35,631	35,379	35,099	34,397	34,161	34,130	Manufacture of consumer electronics
30,282	30,749	30,947	31,136	31,633	31,734	31,749	32,153	32,146	Manufacture of measuring, testing, navigating and control equipment; watches and clocks
23,211	23,624	23,808	24,010	24,534	24,604	24,687	25,020	24,911	<i>Manufacture of measuring, testing, navigating and control equipment</i>
7,070	7,125	7,139	7,126	7,099	7,131	7,062	7,133	7,236	<i>Manufacture of industrial process control equipment</i>
									<i>Manufacture of watches and clocks and parts</i>
13,008	13,136	13,139	13,185	13,176	13,120	13,142	13,004	13,055	Manufacture of irradiation, electromedical and electrotherapeutic equipment

Jadual
Table **1.5a** : Bilangan Pekerja Bergaji Sektor Pembuatan Mengikut Kumpulan
: Number of Paid Employees of Manufacturing Sector by Group

Kod Kumpulan Group code	Keterangan Kumpulan/Tempoh	2021	2022	2021			
				Q1	Q2	Q3	Q4
267 (26701 & 26702) & 268 (26800)	Pembuatan peralatan optikal, kelengkapan fotografi, media magnetik dan optikal	5,900	5,818	6,353	6,352	6,261	5,900
271	Pembuatan motor elektrik, penjana, transformer dan perkakasan pengagihan dan pengawalan elektrik	43,287	44,502	41,568	40,743	42,472	43,287
	27101 Pembuatan motor elektrik, penjana dan transformer	19,041	18,608	19,015	18,385	18,891	19,041
	27102 Pembuatan perkakasan pengagihan dan pengawalan	24,245	25,894	22,552	22,358	23,582	24,245
272/ 27200	Pembuatan bateri dan akumulator	8,019	8,687	8,964	8,620	8,604	8,019
273	Pembuatan pendawaian dan peranti pendawaian	24,181	24,074	21,783	22,241	23,044	24,181
	27310 Pembuatan kabel gantian optikal	887	926	887	874	946	887
	27320 Pembuatan wayar dan kabel elektronik dan elektrik lain	21,561	21,825	19,449	19,631	20,353	21,561
	27330 Pembuatan alatan pendawaian pembawa dan bukan pembawa arus untuk litar elektrik (tanpa mengira jenis bahan)	1,733	1,323	1,447	1,736	1,745	1,733
274/ 27400	Pembuatan kelengkapan pencahayaan elektrik	3,692	3,656	4,415	4,321	4,105	3,692
275/ 27500	Pembuatan perkakasan domestik	15,318	14,844	15,462	15,009	14,755	15,318
279/ 27900	Pembuatan kelengkapan elektrik lain	7,583	7,818	7,466	7,335	7,381	7,583
281 & 282	Pembuatan jentera kegunaan umum dan kegunaan khas	92,969	96,289	92,497	93,644	91,587	92,969
	28120 Pembuatan alat-alat kuasa bendalir &						
	28130 Pembuatan pam, pemampat, kepala paip dan injap lain	7,625	7,548	6,250	6,121	6,262	7,625
	28180 Pembuatan alatan tangan yang menggunakan kuasa dilengkapkan dengan motor elektrik atau bukan motor elektrik atau pneumatik &	22,560	22,093	23,726	23,781	23,311	22,560
	28220 Pembuatan jentera pembentukan logam dan alatan mesin						
	28192 Pembuatan mesin penyaman udara, termasuk untuk kenderaan bermotor	8,760	10,104	9,240	9,077	8,696	8,760
	28290 Pembuatan lain-lain mesin bertujuan khas t.t.t.l. Industri lain	9,574	9,303	9,890	9,850	9,395	9,574
		44,450	47,242	43,391	44,816	43,922	44,450
291 (29101 & 29102)	Pembuatan kenderaan bermotor	24,246	25,340	23,975	23,655	23,976	24,246
292/ 29200	Pembuatan kerangka (<i>coachwork</i>) untuk kenderaan bermotor; pembuatan treler dan semi treler	6,504	7,336	6,509	6,563	6,572	6,504
293/ 29300	Pembuatan alat ganti dan aksesori untuk kenderaan bermotor	53,048	54,158	52,742	52,493	52,484	53,048
301 (30110 & 30120)	Pembinaan kapal dan bot	12,847	13,936	13,318	12,340	12,971	12,847
302, 303, 304 & 309	Pembuatan lokomotif keretapi, <i>rolling stock</i> , kapal angkasa dan udara, jentera berkaitan, kenderaan tempur ketenteraan, dan kelengkapan pengangkutan t.t.t.l.	28,749	29,491	29,773	28,366	28,632	28,749
	30910 Pembuatan motosikal	11,399	11,782	11,645	11,084	11,280	11,399
	30920 Pembuatan basikal dan <i>invalid carriages</i> Industri lain	3,222	3,464	3,861	3,372	3,237	3,222
		14,129	14,244	14,267	13,910	14,115	14,129
310	Pembuatan perabot	76,839	77,294	75,614	72,124	77,542	76,839
	31001 Pembuatan perabot kayu dan rotan	58,845	59,201	56,642	53,543	58,867	58,845
	Industri lain	17,994	18,092	18,971	18,581	18,674	17,994
321 (32110 & 32120)	Pembuatan barang kemas, <i>bijouterie</i> dan artikel berkaitan	5,401	5,577	5,436	5,268	5,284	5,401
322, 325 & 329	Pembuatan instrumen muzik, peralatan dan bekalan perubatan dan pergigian dan pembuatan lain t.t.t.l.	26,303	27,237	25,614	25,402	25,565	26,303
	32901 Pembuatan alat tulis	6,332	6,191	6,063	5,975	6,016	6,332
	Industri lain	19,972	21,046	19,551	19,427	19,549	19,972
323/ 32300	Pembuatan barangan sukan	2,667	2,723	2,652	2,564	2,526	2,667
324/ 32400	Pembuatan permainan dan mainan	4,851	5,251	4,882	4,698	4,800	4,851
331 & 332	Pembaikan pemasangan produk logam, jentera, kelengkapan dan pemasangan jentera perindustrian dan kelengkapan	41,456	42,314	41,113	40,018	41,003	41,456
	33150 Pembaikan dan penyelenggaraan kelengkapan pengangkutan kecuali motosikal dan basikal	6,594	6,891	6,963	6,648	6,610	6,594
	Industri lain	34,861	35,423	34,151	33,370	34,392	34,861
Jumlah Pembuatan		2,259,619	2,335,435	2,233,545	2,215,420	2,231,406	2,259,619

2022				2023	2022		2023		Group Description/Period
Q1	Q2	Q3	Q4	Q1	(Jan. - Mar)	(Jan. - Mar)			
5,643	5,936	5,999	5,818	5,980	5,643	5,980		Manufacture of optical instruments, photographic equipment, magnetic and optical media	
43,237	42,382	44,414	44,502	44,617	43,237	44,617		Manufacture of electric motors, generators, transformers and electricity distribution and control apparatus	
19,128	18,606	18,852	18,608	18,928	19,128	18,928		Manufacture of electric motors, generators and transformers	
24,109	23,776	25,562	25,894	25,689	24,109	25,689		Manufacture of electricity distribution and control apparatus	
8,489	8,318	8,849	8,687	8,624	8,489	8,624		Manufacture of batteries and accumulators	
23,924	24,331	24,275	24,074	24,299	23,924	24,299		Manufacture of wiring and wiring devices	
937	966	1,026	926	949	937	949		Manufacture of fibre optic cables	
21,213	21,614	21,499	21,825	21,892	21,213	21,892		Manufacture of other electronic and electric wires and cables	
1,774	1,751	1,750	1,323	1,459	1,774	1,459		Manufacture of current -carrying and non current-carrying wiring devices for electrical circuits regardless of material	
3,642	3,790	4,043	3,656	3,624	3,642	3,624		Manufacture of electric lighting equipment	
15,787	15,552	14,968	14,844	15,597	15,787	15,597		Manufacture of domestic appliances	
7,727	7,812	7,686	7,818	7,873	7,727	7,873		Manufacture of other electrical equipment	
93,591	96,289	95,616	96,289	97,105	93,591	97,105		Manufacture of general-purpose and special-purpose machinery	
7,756	7,565	7,475	7,548	7,916	7,756	7,916		Manufacture of fluid power equipment	
22,721	22,846	22,359	22,093	22,879	22,721	22,879		Manufacture of other pumps, compressors, taps and valves	
9,434	9,295	9,670	10,104	10,320	9,434	10,320		Manufacture of power-driven hand tools with self-contained electric or non-electric motor or pneumatic drives	
9,900	9,860	9,283	9,303	9,516	9,900	9,516		Manufacture of metal-forming machinery and machine tools	
43,781	46,723	46,829	47,242	46,473	43,781	46,473		Manufacture of air-conditioning machines, including for motor vehicles	
24,441	24,590	25,233	25,340	24,538	24,441	24,538		Manufacture of other special-purpose machinery n.e.c.	
6,672	6,905	7,078	7,336	7,572	6,672	7,572		Other industry	
53,903	54,279	54,005	54,158	54,927	53,903	54,927		Manufacture of motor vehicles	
13,252	13,269	13,692	13,936	14,201	13,252	14,201		Manufacture of bodies (coachwork) for motor vehicles; manufacture of trailers and semi-trailers	
30,075	29,704	30,033	29,491	30,053	30,075	30,053		Manufacture of parts and accessories for motor vehicles	
11,960	11,574	11,822	11,782	12,510	11,960	12,510		Building of ships and boats	
3,428	3,554	3,567	3,464	3,241	3,428	3,241		Manufacture of railway locomotives, rolling stock, air and spacecraft, related machinery, military fighting vehicles and transport equipment n.e.c	
14,688	14,577	14,644	14,244	14,302	14,688	14,302		Manufacture of motorcycles	
78,959	79,824	78,998	77,294	79,337	78,959	79,337		Manufacture of bicycles and invalid carriages	
60,777	61,735	60,915	59,201	60,595	60,777	60,595		Other industry	
18,182	18,088	18,083	18,092	18,742	18,182	18,742		Manufacture of furniture	
5,335	5,278	5,375	5,577	6,107	5,335	6,107		Manufacture of wooden and cane furniture	
26,627	26,857	27,241	27,237	27,190	26,627	27,190		Other industry	
6,137	6,149	6,281	6,191	6,062	6,137	6,062		Manufacture of jewellery, bijouterie and related articles	
20,490	20,708	20,960	21,046	21,129	20,490	21,129		Manufacture of musical instruments, medical and dental instruments and supplies and other manufacturing n.e.c.	
2,614	2,605	2,639	2,723	2,585	2,614	2,585		Manufacture of stationery	
4,936	5,039	5,439	5,251	5,052	4,936	5,052		Other industry	
42,865	43,016	41,867	42,314	43,583	42,865	43,583		Manufacture of sports goods	
6,667	6,739	6,625	6,891	7,280	6,667	7,280		Manufacture of games and toys	
36,198	36,276	35,242	35,423	36,302	36,198	36,302		Repair of fabricated metal products, machinery and equipment and installation of industrial machinery and equipment	
2,287,325	2,297,905	2,316,961	2,335,435	2,351,269	2,287,325	2,351,269		Repair and maintenance of transport equipment except motorcycles and bicycles	
								Other industry	
								Total Manufacturing	

Jadual Table **1.5a** : Bilangan Pekerja Bergaji Sektor Pembuatan Mengikut Kumpulan
: Number of Paid Employees of Manufacturing Sector by Group

Kod Kumpulan Group code	Keterangan Kumpulan/Tempoh	2022					
		Jan.	Feb.	Mac	Apr.	Mei	Jun
267 (26701 & 26702) & 268 (26800)	Pembuatan peralatan optikal, kelengkapan fotografi, media magnetik dan optikal	5,601	5,674	5,643	5,859	5,822	5,936
271	Pembuatan motor elektrik, penjana, transformer dan perkakasan pengagihan dan pengawalan elektrik	43,546	43,361	43,237	42,301	42,223	42,382
	27101 Pembuatan motor elektrik, penjana dan transformer	19,281	19,161	19,128	18,574	18,675	18,606
	27102 Pembuatan perkakasan pengagihan dan pengawalan	24,265	24,200	24,109	23,727	23,549	23,776
272/ 27200	Pembuatan bateri dan akumulator	8,030	8,513	8,489	8,388	8,110	8,318
273	Pembuatan pendawaian dan peranti pendawaian	24,094	23,788	23,924	24,027	24,295	24,331
	27310 Pembuatan kabel gantian optikal	884	884	937	946	962	966
	27320 Pembuatan wayar dan kabel elektronik dan elektrik lain	21,457	21,151	21,213	21,312	21,591	21,614
	27330 Pembuatan alatan pendawaian pembawa dan bukan pembawa arus untuk litar elektrik (tanpa mengira jenis bahan)	1,753	1,753	1,774	1,770	1,742	1,751
274/ 27400	Pembuatan kelengkapan pencahayaan elektrik	3,705	3,698	3,642	3,652	3,669	3,790
275/ 27500	Pembuatan perkakasan domestik	15,393	15,300	15,787	15,574	15,530	15,552
279/ 27900	Pembuatan kelengkapan elektrik lain	7,631	7,593	7,727	7,697	7,731	7,812
281 & 282	Pembuatan jentera kegunaan umum dan kegunaan khas	93,820	95,057	93,591	94,805	94,870	96,289
	28120 & 28130 Pembuatan alat-alat kuasa bendalir & Pembuatan pam, pemampat, kepala paip dan injap lain	7,649	7,703	7,756	7,678	7,602	7,565
	28180 & 28220 Pembuatan alatan tangan yang menggunakan kuasa dilengkapkan dengan motor elektrik atau bukan motor elektrik atau pneumatik & Pembuatan jentera pembentukan logam dan alatan mesin	22,670	23,030	22,721	22,797	22,805	22,846
	28192 Pembuatan mesin penyaman udara, termasuk untuk kenderaan bermotor	9,300	9,415	9,434	9,334	9,328	9,295
	28290 Pembuatan lain-lain mesin bertujuan khas t.t.t.l. Industri lain	9,728 44,473	9,855 45,054	9,900 43,781	9,955 45,041	9,888 45,247	9,860 46,723
291 (29101 & 29102)	Pembuatan kenderaan bermotor	24,294	24,524	24,441	24,098	23,870	24,590
292/ 29200	Pembuatan kerangka (<i>coachwork</i>) untuk kenderaan bermotor; pembuatan treler dan semi treler	6,514	6,757	6,672	6,814	6,796	6,905
293/ 29300	Pembuatan alat ganti dan aksesori untuk kenderaan bermotor	53,581	53,814	53,903	54,112	54,234	54,279
301 (30110 & 30120)	Pembinaan kapal dan bot	13,103	13,066	13,252	13,056	13,129	13,269
302, 303, 304 & 309	Pembuatan lokomotif keretapi, <i>rolling stock</i> , kapal angkasa dan udara, jentera berkaitan, kenderaan tempur ketenteraan, dan kelengkapan pengangkutan t.t.t.l.	29,738	29,978	30,075	29,858	29,733	29,704
	30910 Pembuatan motosikal	11,680	11,785	11,960	11,684	11,512	11,574
	30920 Pembuatan basikal dan <i>invalid carriages</i> Industri lain	3,442 14,616	3,431 14,763	3,428 14,688	3,458 14,716	3,515 14,705	3,554 14,577
310	Pembuatan perabot	78,359	78,533	78,959	80,154	79,616	79,824
	31001 Pembuatan perabot kayu dan rotan Industri lain	60,314 18,045	60,211 18,322	61,922 18,182	61,540 18,232	61,735 18,076	61,735 18,088
321 (32110 & 32120)	Pembuatan barang kemas, <i>bijouterie</i> dan artikel berkaitan	5,507	5,602	5,335	5,409	5,403	5,278
322, 325 & 329	Pembuatan instrumen muzik, peralatan dan bekalan perubatan dan pergigian dan pembuatan lain t.t.t.l.	26,385	26,487	26,627	26,676	26,786	26,857
	32901 Pembuatan alat tulis Industri lain	6,288 20,097	6,308 20,180	6,137 20,490	6,181 20,496	6,199 20,587	6,149 20,708
323/ 32300	Pembuatan barangan sukan	2,692	2,606	2,614	2,625	2,640	2,605
324/ 32400	Pembuatan permainan dan mainan	4,853	5,006	4,936	4,833	4,925	5,039
331 & 332	Pembaikan pemasangan produk logam, jentera, kelengkapan dan pemasangan jentera perindustrian dan kelengkapan	42,529	42,470	42,865	43,097	43,347	43,016
	33150 Pembaikan dan penyelenggaraan kelengkapan pengangkutan kecuali motosikal dan basikal Industri lain	6,754 35,775	6,628 35,842	6,667 36,198	6,724 36,373	6,709 36,638	6,739 36,276
Jumlah Pembuatan		2,274,146	2,275,927	2,287,325	2,291,471	2,296,686	2,297,905

2023									Group Description/Period
Jul.	Ogo.	Sep.	Okt.	Nov.	Dis.	Jan.	Feb.	Mac	
5,857	6,021	5,999	5,997	5,740	5,818	6,019	5,956	5,980	Manufacture of optical instruments, photographic equipment, magnetic and optical media
43,008	44,102	44,414	44,512	44,336	44,502	44,702	44,495	44,617	Manufacture of electric motors, generators, transformers and electricity distribution and control
18,555	18,619	18,852	18,783	18,521	18,608	19,030	18,915	18,928	Manufacture of electric motors, generators and
24,453	25,483	25,562	25,728	25,815	25,894	25,672	25,580	25,689	Manufacture of electricity distribution and control
8,198	8,389	8,849	8,955	8,635	8,687	8,689	8,630	8,624	Manufacture of batteries and accumulators
23,984	24,548	24,275	24,337	24,749	24,074	23,949	24,428	24,299	Manufacture of wiring and wiring devices
999	1,016	1,026	1,022	929	926	936	941	949	Manufacture of fibre optic cables
21,238	21,781	21,499	21,583	22,072	21,825	21,586	22,060	21,892	Manufacture of other electronic and electric wires and
1,746	1,750	1,750	1,732	1,748	1,323	1,427	1,427	1,459	Manufacture of current -carrying and non current-carrying wiring devices for electrical circuits regardless of material
3,953	3,942	4,043	4,012	3,632	3,656	3,601	3,521	3,624	Manufacture of electric lighting equipment
15,266	15,415	14,968	15,273	14,704	14,844	14,901	14,932	15,597	Manufacture of domestic appliances
7,847	7,938	7,686	7,725	7,819	7,818	7,905	7,882	7,873	Manufacture of other electrical equipment
95,670	95,818	95,616	96,128	96,173	96,289	96,996	98,086	97,105	Manufacture of general-purpose and special-purpose machinery
7,582	7,542	7,475	7,522	7,568	7,548	7,902	7,976	7,916	Manufacture of fluid power equipment
22,405	22,395	22,359	22,294	22,175	22,093	22,213	22,593	22,879	Manufacture of other pumps, compressors, taps and valves
9,487	9,593	9,670	9,688	9,905	10,104	10,379	10,517	10,320	Manufacture of power-driven hand tools with self-contained electric or non-electric motor or pneumatic drives
9,850	9,696	9,283	9,326	9,213	9,303	9,397	9,530	9,516	Manufacture of metal-forming machinery and machine tools
46,346	46,591	46,829	47,297	47,312	47,242	47,104	47,471	46,473	Manufacture of air-conditioning machines, including for motor vehicles
25,068	25,180	25,233	25,217	25,233	25,340	25,254	24,684	24,538	Manufacture of other special-purpose machinery n.e.c.
6,862	6,937	7,078	7,084	6,998	7,336	7,361	7,676	7,572	Other industry
54,106	53,973	54,005	54,085	54,084	54,158	54,385	54,728	54,927	Manufacture of motor vehicles
13,607	13,669	13,692	14,008	14,044	13,936	14,356	14,389	14,201	Manufacture of bodies (coachwork) for motor vehicles; manufacture of trailers and semi-trailers
29,633	29,736	30,033	29,678	29,559	29,491	29,937	29,923	30,053	Manufacture of parts and accessories for motor vehicles
11,425	11,539	11,822	11,757	11,782	11,782	12,113	12,233	12,510	Building of ships and boats
3,562	3,500	3,567	3,562	3,532	3,464	3,349	3,280	3,241	Manufacture of railway locomotives, rolling stock, air and spacecraft, related machinery, military fighting vehicles and transport equipment n.e.c
14,647	14,696	14,644	14,359	14,245	14,244	14,475	14,411	14,302	Manufacture of motorcycles
78,338	78,497	78,998	78,762	77,544	77,294	79,024	79,053	79,337	Manufacture of bicycles and invalid carriages
60,345	60,650	60,915	60,637	59,865	59,201	60,332	60,239	60,595	Other industry
17,993	17,846	18,083	18,124	17,680	18,092	18,692	18,815	18,742	Manufacture of furniture
5,351	5,328	5,375	5,434	5,569	5,577	5,981	6,112	6,107	Manufacture of wooden and cane furniture
27,270	27,293	27,241	27,119	27,119	27,237	27,159	27,107	27,190	Other industry
6,263	6,272	6,281	6,272	6,134	6,191	6,215	6,079	6,062	Manufacture of jewellery, bijouterie and related articles
21,006	21,020	20,960	20,847	20,985	21,046	20,944	21,028	21,129	Manufacture of musical instruments, medical and dental instruments and supplies and other manufacturing n.e.c.
2,615	2,637	2,639	2,683	2,649	2,723	2,646	2,547	2,585	Manufacture of stationery
5,317	5,337	5,439	5,432	5,371	5,251	5,130	5,127	5,052	Other industry
42,826	42,276	41,867	42,353	42,172	42,314	43,460	43,478	43,583	Manufacture of sports goods
6,640	6,601	6,625	6,625	6,730	6,891	7,422	7,409	7,280	Manufacture of games and toys
36,187	35,675	35,242	35,728	35,441	35,423	36,037	36,069	36,302	Repair of fabricated metal products, machinery and equipment and installation of industrial machinery and equipment
									Repair and maintenance of transport equipment except motorcycles and bicycles
2,300,906	2,309,353	2,316,961	2,321,179	2,328,070	2,335,435	2,341,951	2,349,967	2,351,269	Other industry
									Total Manufacturing

Jadual Table 1.5b : Bilangan Pekerja Bergaji Sektor Pembuatan Mengikut Kumpulan: Perubahan Peratusan Tahunan
: Number of Paid Employees of Manufacturing Sector by Group: Annual Percentage Change

Kod Kumpulan Group code	Keterangan Kumpulan/Tempoh			2021				2022				2023		2022	2023
		2021	2022	Q1	Q2	Q3	Q4	Q1	Q2	Q3	Q4	Q1	(Jan. - Mac)	(Jan. - Mac)	
101	Pemprosesan dan pengawetan daging	1.1	4.9	-0.7	1.2	2.0	1.1	-0.02	0.4	-0.1	4.9	6.3	-0.02	6.3	
102	Pemprosesan dan pengawetan ikan, krustasea dan moluska	2.2	5.3	-1.0	-0.4	-0.1	2.2	-2.3	3.2	3.9	5.3	9.1	-2.3	9.1	
	10201 Pengetinan ikan, krustasea dan moluska &														
	10202 Pemprosesan dan pengawetan ikan, krustasea dan moluska	-0.6	6.4	-0.3	-0.8	-1.4	-0.6	-3.5	0.9	3.0	6.4	9.5	-3.5	9.5	
	Industri lain	19.5	-0.4	-4.9	2.1	7.9	19.5	4.2	17.0	9.2	-0.4	6.7	4.2	6.7	
103	Pemprosesan dan pengawetan buah-buahan dan sayur - sayuran	-9.1	-2.1	-2.5	-7.9	-8.7	-9.1	-9.1	-9.3	-2.1	-2.1	2.2	-9.1	2.2	
	10303 Pengetinan nanas &														
	10304 Pembuatan jem, marmalad dan sajian jeli	-50.6	12.4	8.0	6.9	-51.0	-50.6	-57.0	-52.1	-2.9	12.4	17.0	-57.0	17.0	
	Industri lain	-4.5	-3.0	-3.6	-9.3	-4.0	-4.5	-3.8	-4.6	-2.1	-3.0	1.5	-3.8	1.5	
104	Pembuatan minyak dan lemak daripada sayuran dan haiwan	2.9	6.0	-1.9	-3.2	-0.3	2.9	3.2	3.1	3.6	6.0	6.9	3.2	6.9	
	10404 Pembuatan minyak sayuran mentah dan bertapis &														
	10406 Pembuatan sebatian lemak masakan	5.5	5.7	-2.5	3.5	-0.1	5.5	1.8	4.6	5.0	5.7	9.9	1.8	9.9	
	10405 Pembuatan minyak kelapa	2.9	4.9	2.2	0.8	0.3	2.9	3.5	6.8	7.5	4.9	3.5	3.5	3.5	
	Industri lain	2.7	6.0	-2.0	-3.7	-0.3	2.7	3.3	2.8	3.4	6.0	6.9	3.3	6.9	
105	Pembuatan produk tenusu	1.8	1.1	4.8	4.1	3.2	1.8	-5.2	-4.0	-4.9	1.1	2.5	-5.2	2.5	
	10502 Pembuatan susu pekat, tepung dan sejat	3.1	-1.1	3.9	5.2	4.0	3.1	-5.9	-5.4	-7.0	-1.1	1.3	-5.9	1.3	
	Industri lain	-1.7	7.3	7.4	0.9	0.9	-1.7	-3.4	-0.2	0.8	7.3	5.9	-3.4	5.9	
106	Pembuatan produk bijian, kanji dan produk berkanji	5.1	3.6	-0.9	2.2	5.1	5.1	3.2	2.5	1.8	3.6	4.3	3.2	4.3	
	10611 Pengilangan beras	4.5	9.5	0.9	2.5	8.3	4.5	2.3	2.7	1.6	9.5	8.5	2.3	8.5	
	10613 Pengilangan tepung	5.6	0.7	-1.1	2.1	2.6	5.6	5.0	2.8	2.1	0.7	2.8	5.0	2.8	
	Industri lain	5.2	-9.5	-7.6	1.0	1.0	5.2	-0.9	-0.1	1.8	-9.5	-9.4	-0.9	-9.4	
107	Pembuatan produk makanan lain	6.4	5.6	4.6	4.7	4.5	6.4	4.8	4.0	4.7	5.6	4.6	4.8	4.6	
	10711 Pembuatan biskut dan cookies	18.4	1.0	1.6	-1.1	-2.5	18.4	20.4	21.2	21.9	1.0	2.1	20.4	2.1	
	10712 Pembuatan roti, kek dan produk bakeri lain	7.5	3.5	-3.8	5.6	6.5	7.5	2.1	-2.3	-1.6	3.5	8.7	2.1	8.7	
	10713 Pembuatan produk snek	-3.8	5.0	-1.8	-1.1	-3.6	-3.8	-5.1	-3.1	1.2	5.0	5.3	-5.1	5.3	
	10721 Pembuatan gula	-3.2	-1.2	-10.9	-12.1	0.2	-3.2	-2.7	-3.5	-3.8	-1.2	-0.5	-2.7	-0.5	
	10731 Pembuatan produk koko	-5.1	-0.5	-4.6	-10.8	-12.2	-5.1	-3.8	-1.9	1.8	-0.5	-2.2	-3.8	-2.2	
	10732 Pembuatan coklat dan produk coklat &														
	10733 Pembuatan konfeksi gula	-8.0	-2.1	-8.2	-5.0	-6.2	-8.0	-8.5	-5.5	-2.1	-2.1	-0.1	-8.5	-0.1	
	10793 Pembuatan sos dan bahan perasa	18.4	15.5	17.3	11.3	11.3	18.4	13.5	17.5	14.6	15.5	10.0	13.5	10.0	
	10799 Pembuatan produk makanan lain t.t.t.l.	7.6	10.7	26.2	19.5	18.5	7.6	14.5	8.1	9.9	10.7	-7.4	14.5	-7.4	
	Industri lain	5.4	7.3	9.8	5.6	5.3	5.4	2.1	3.1	2.5	7.3	7.9	2.1	7.9	
108/10800	Pembuatan makanan haiwan tersedia	-16.9	4.6	-6.8	-6.1	-16.7	-16.9	-16.4	-12.6	-2.5	4.6	5.3	-16.4	5.3	
110	Pembuatan minuman ringan	1.7	2.6	-10.6	-2.1	0.7	1.7	1.2	3.9	0.7	2.6	2.9	1.2	2.9	
	11041 Pembuatan minuman ringan	0.0	3.1	-12.9	-2.7	-2.8	0.0	2.3	3.6	4.0	3.1	1.7	2.3	1.7	
	11042 Pengeluaran air mineral semulajadi dan minuman lain yang dibotolkan	-3.6	-1.8	-8.6	-6.3	-4.1	-3.6	-5.4	0.5	-4.2	-1.8	4.9	-5.4	4.9	
	Industri lain	34.0	10.6	0.9	17.6	45.2	34.0	11.4	15.1	-6.4	10.6	5.2	11.4	5.2	
120/12000	Pembuatan produk tembakau	3.3	2.8	-12.8	17.6	11.1	3.3	0.1	1.7	0.2	2.8	2.4	0.1	2.4	
131	Pemintalan, penenunan dan penyiapan tekstil	-0.4	-1.8	-7.4	-6.7	-2.8	-0.4	-1.8	-1.9	-0.7	-1.8	0.5	-1.8	0.5	
	13110 Penyediaan dan pemintalan gentian tekstil &														
	13120 Penenunan tekstil	-5.8	-3.6	-4.2	-5.1	-6.6	-5.8	-7.5	-8.7	-5.6	-3.6	1.2	-7.5	1.2	
	13132 Pewarnaan, pelunturan, percetakan dan penyiapan akhir benang dan fabrik	26.6	3.2	-14.6	-6.9	16.0	26.6	22.8	22.1	15.3	3.2	-1.6	22.8	-1.6	
	Industri lain	-37.5	-5.0	-16.1	-27.3	-26.6	-37.5	-30.2	-16.7	-16.3	-5.0	3.7	-30.2	3.7	
139	Pembuatan tekstil lain	8.2	2.5	-1.7	1.4	3.6	8.2	3.2	6.3	4.9	2.5	3.2	3.2	3.2	
	13910 Pembuatan fabrik dikait dan dikrusye	10.9	-1.9	-3.4	3.4	5.4	10.9	8.4	6.6	4.2	-1.9	-4.8	8.4	-4.8	
	Industri lain	6.5	5.6	-0.6	0.1	2.4	6.5	-0.2	6.0	5.4	5.6	8.8	-0.2	8.8	
141	Pembuatan pakaian, kecuali pakaian berbulu	1.9	2.6	-23.2	-19.0	-8.9	1.9	2.8	6.4	5.8	2.6	1.8	2.8	1.8	
	14102 Pembuatan pakaian	3.2	2.9	-27.6	-21.5	-8.0	3.2	3.1	5.6	4.8	2.9	3.2	3.1	3.2	
	Industri lain	-1.3	1.9	-9.3	-11.5	-11.3	-1.3	2.1	8.6	8.7	1.9	-1.9	2.1	-1.9	
142 & 143	Pembuatan artikel daripada kulit bulu dan pakaian yang dikait dan dikrusye	-19.1	2.6	-30.8	-12.2	-20.1	-19.1	-12.1	-10.6	4.9	2.6	6.7	-12.1	6.7	
151 (15110 & 15120)	Penyamakan dan pembersihan kulit, pembuatan bagasi, beg tangan, pelana dan abah-abah pembersihan dan pewarnaan bulu	7.7	-4.4	0.4	2.7	7.4	7.7	5.8	2.6	-1.5	-4.4	-0.3	5.8	-0.3	
152	Pembuatan kasut	0.3	8.8	-5.0	-5.5	-0.9	0.3	0.9	8.3	9.3	8.8	9.9	0.9	9.9	
	15201 Pembuatan kasut kulit &														
	15203 Pembuatan kasut getah	-2.0	10.3	-7.6	-5.9	-4.2	-2.0	0.4	9.2	13.0	10.3	7.4	0.4	7.4	
	Industri lain	3.2	6.9	-1.6	-5.1	3.0	3.2	1.4	7.1	5.1	6.9	13.0	1.4	13.0	
161/16100	Pengilangan dan pengetaman kayu	4.2	-1.9	-6.6	-5.9	2.9	4.2	3.6	10.4	0.6	-1.9	-1.7	3.6	-1.7	

2022													2023			Group Description/Period
Jan.	Feb.	Mar.	Apr.	Mei	Jun	Jul.	Ogo.	Sep.	Okt.	Nov.	Dis.	Jan.	Feb.	Mar.		
1.3	1.4	0.0	-0.1	0.4	0.4	-0.8	0.3	-0.1	2.7	4.0	4.9	4.2	4.6	6.3	Processing and preserving of meat	
-0.3	-2.2	-2.3	-0.1	0.8	3.2	3.9	4.8	3.9	4.9	5.8	5.3	4.5	9.1	9.1	Processing and preserving of fish, crustaceans and molluscs Canning of fish, crustaceans and molluscs	
-1.0	-3.2	-3.5	-1.0	-0.4	0.9	2.3	3.3	3.0	4.4	6.3	6.4	4.9	9.7	9.5	<i>Processing, curing and preserving of fish, crustacean and molluscs</i>	
3.3	3.3	4.2	5.1	7.8	17.0	12.8	13.4	9.2	7.3	3.4	-0.4	2.1	6.2	6.7	<i>Other industry</i>	
-8.4	-8.1	-9.1	-10.1	-9.1	-9.3	-8.7	-3.8	-2.1	-0.5	-0.2	-2.1	-3.3	-0.1	2.2	Processing and preserving of fruits and vegetable Pineapple canning	
-54.2	-54.2	-57.0	-53.7	-54.1	-52.1	-52.0	-4.9	-2.9	-3.4	-1.8	12.4	7.1	8.6	17.0	<i>Manufacture of jams, marmalades and table jellies</i>	
-3.4	-3.0	-3.8	-5.3	-4.2	-4.6	-4.1	-3.7	-2.1	-0.3	-0.2	-3.0	-3.9	-0.6	1.5	<i>Other industry</i>	
2.7	3.3	3.2	3.0	2.7	3.1	3.2	3.7	3.6	5.9	5.9	6.0	6.5	6.7	6.9	Manufacture of vegetable and animal oils and fats Manufacture of crude and refined vegetable oil	
5.1	5.4	1.8	2.7	3.5	4.6	5.4	4.6	5.0	4.9	6.1	5.7	8.3	8.1	9.9	<i>Manufacture of compound cooking fats</i>	
3.2	3.0	3.5	6.4	6.8	6.8	8.0	7.0	7.5	7.5	4.5	4.9	4.4	3.8	3.5	<i>Manufacture of coconut oil</i>	
2.5	3.2	3.3	2.9	2.6	2.8	3.0	3.5	3.4	5.9	6.0	6.0	6.5	6.8	6.9	<i>Other industry</i>	
-4.0	-5.0	-5.2	-5.7	-5.0	-4.0	-3.9	-5.1	-4.9	-0.03	0.8	1.1	3.0	3.1	2.5	Manufacture of dairy products	
-5.0	-5.8	-5.9	-6.1	-5.8	-5.4	-5.6	-7.2	-7.0	-2.5	-1.2	-1.1	1.5	1.7	1.3	<i>Manufacture of condensed, powdered and evaporated milk</i>	
-0.8	-2.8	-3.4	-4.3	-2.9	-0.2	1.0	1.1	0.8	6.8	6.5	7.3	7.2	6.9	5.9	<i>Other industry</i>	
2.6	3.3	3.2	4.0	2.3	2.5	2.8	2.1	1.8	1.6	3.7	3.6	3.5	5.0	4.3	Manufacture of grain mill products, starches and starch products	
0.4	2.1	2.3	4.1	2.6	2.7	3.2	1.5	1.6	2.0	7.5	9.5	8.1	9.3	8.5	<i>Rice milling</i>	
6.1	5.6	5.0	4.8	2.4	2.8	3.3	2.9	2.1	2.0	2.3	0.7	0.6	3.5	2.8	<i>Flour milling</i>	
-2.0	-1.1	-0.9	0.1	-0.3	-0.1	-1.9	1.0	1.8	-2.1	-7.6	-9.5	-5.0	-9.0	-9.4	<i>Other industry</i>	
4.5	4.1	4.8	3.8	4.4	4.0	3.9	4.6	4.7	5.4	4.5	5.6	5.0	5.8	4.6	Manufacture of other food products	
19.3	20.0	20.4	19.0	19.7	21.2	23.2	23.4	21.9	17.7	0.7	1.0	2.6	4.1	2.1	<i>Manufacture of biscuits and cookies</i>	
6.7	2.7	2.1	1.7	1.9	-2.3	-1.8	-1.5	-1.6	1.7	2.1	3.5	3.3	7.6	8.7	<i>Manufacture of bread, cakes and other bakery products</i>	
-6.4	-5.9	-5.1	-4.1	-4.0	-3.1	-2.2	-2.4	1.2	3.2	3.0	5.0	4.7	5.6	5.3	<i>Manufacture of snack products</i>	
-2.9	-2.6	-2.7	-3.5	-2.5	-3.5	-3.3	-3.2	-3.8	-1.4	-1.5	-1.2	-0.9	-1.3	-0.5	<i>Manufacture of sugar</i>	
-4.5	-3.5	-3.8	-2.6	-1.1	-1.9	-1.3	1.1	1.8	1.4	-0.6	-0.5	-0.9	-0.3	-2.2	<i>Manufacture of cocoa products</i> <i>Manufacture of chocolate and chocolate products</i>	
-10.6	-10.0	-8.5	-8.9	-8.8	-5.5	-4.4	-2.8	-2.1	-2.5	-2.0	-2.1	3.3	1.2	-0.1	<i>Manufacture of sugar confectionery</i>	
6.8	11.1	13.5	12.1	16.0	17.5	16.7	16.6	14.6	14.4	15.3	15.5	14.2	10.7	10.0	<i>Manufacture of sauces and condiments</i>	
7.8	7.9	14.5	8.6	9.2	8.1	7.5	9.8	9.9	11.0	10.4	10.7	3.5	-0.7	-7.4	<i>Manufacture of other food products n.e.c.</i>	
3.3	3.4	2.1	1.9	2.2	3.1	1.7	2.4	2.5	5.2	7.3	6.6	8.4	7.9	7.9	<i>Other industry</i>	
-15.4	-16.1	-16.4	-13.6	-12.8	-12.6	-14.4	-2.3	-2.5	-0.01	3.1	4.6	4.2	5.4	5.3	Manufacture of prepared animal feeds	
0.8	1.3	1.2	3.2	3.4	3.9	3.7	0.8	0.7	2.2	1.9	2.6	2.9	2.7	2.9	Manufacture of beverages	
0.3	2.2	2.3	4.2	4.8	3.6	5.1	4.3	4.0	3.9	3.0	3.1	3.2	1.8	1.7	<i>Manufacture of soft drinks</i>	
-4.2	-6.6	-5.4	-4.2	-3.8	0.5	-3.7	-4.3	-4.2	-0.2	-1.9	-1.8	2.8	5.2	4.9	<i>Production of natural mineral waters and other bottled waters</i>	
17.9	16.8	11.4	17.1	13.7	15.1	14.7	-6.7	-6.4	-1.8	4.2	10.6	1.8	2.1	5.2	<i>Other industry</i>	
3.6	0.2	0.1	1.1	0.7	1.7	4.6	4.5	0.2	0.4	0.9	2.8	0.6	0.8	2.4	Manufacture of tobacco products	
-0.9	-2.1	-1.8	-3.0	-3.5	-1.9	-1.2	-2.0	-0.7	-1.1	-0.04	-1.8	0.5	-0.2	0.5	Spinning, weaving and finishing of textiles Preparation and spinning of textile fibres	
-6.9	-7.4	-7.5	-8.7	-9.3	-8.7	-8.0	-6.1	-5.6	-4.4	-2.9	-3.6	-0.2	-1.5	1.2	<i>Weaving of textiles</i>	
27.6	22.0	22.8	21.3	21.9	22.1	18.9	15.2	15.3	9.5	8.5	3.2	3.1	3.3	-1.6	<i>Dyeing, bleaching, printing and finishing of yarns and fabrics</i>	
-32.4	-29.9	-30.2	-31.2	-32.6	-16.7	2.3	-29.6	-16.3	-16.5	-5.6	-5.0	-6.7	-3.2	3.7	<i>Other industry</i>	
3.4	3.9	3.2	3.8	3.8	6.3	5.7	5.8	4.9	4.5	3.1	2.5	2.9	2.5	3.2	Manufacture of other textiles	
8.3	8.5	8.4	7.3	6.5	6.6	6.1	6.3	4.2	1.2	-0.3	-1.9	-2.8	-3.0	-4.8	<i>Manufacture of knitted and crocheted fabrics</i>	
0.3	0.9	-0.2	1.4	2.1	6.0	5.4	5.5	5.4	6.8	5.5	5.6	6.9	6.4	8.8	<i>Other industry</i>	
2.3	2.7	2.8	2.5	2.0	6.4	6.0	4.2	5.8	5.2	2.5	2.6	2.8	1.7	1.8	Manufacture of wearing apparel, except fur	
2.5	2.9	3.1	2.5	1.8	5.6	4.9	2.8	4.8	4.5	2.1	2.9	5.3	3.1	3.2	<i>Manufacture of clothings</i>	
1.8	2.2	2.1	2.5	2.6	8.6	8.9	8.0	8.7	7.1	3.5	1.9	-3.5	-2.0	-1.9	<i>Other industry</i>	
-13.2	-14.7	-12.1	-10.9	-10.5	-10.6	-10.3	4.5	4.9	5.0	5.1	2.6	2.4	5.8	6.7	Manufacture of articles of fur, knitted and crocheted apparel	
7.1	6.1	5.8	4.5	2.9	2.6	3.4	1.1	-1.5	-4.3	-5.4	-4.4	-2.5	-1.5	-0.3	<i>Tanning and dressing of leather; manufacture of luggage, handbags, saddlery and harness; dressing and dyeing of fur</i>	
1.1	2.2	0.9	1.1	2.9	8.3	8.7	10.3	9.3	8.5	8.7	8.8	8.0	7.7	9.9	Manufacture of footwear	
0.8	1.2	0.4	-1.0	0.1	9.2	9.4	11.3	13.0	11.3	10.6	10.3	8.8	5.5	7.4	<i>Manufacture of leather footwear</i>	
1.6	3.5	1.4	3.9	6.4	7.1	8.0	9.1	5.1	5.2	6.3	6.9	7.0	10.3	13.0	<i>Manufacture of rubber footwear</i> <i>Other industry</i>	
4.4	3.8	3.6	2.8	3.3	10.4	3.5	2.2	0.6	0.3	0.2	-1.9	-0.7	-0.3	-1.7	Sawmilling and planning of wood	

Jadual Table 1.5b : Bilangan Pekerja Bergaji Sektor Pembuatan Mengikut Kumpulan: Perubahan Peratusan Tahunan
: Number of Paid Employees of Manufacturing Sector by Group: Annual Percentage Change

Kod Kumpulan Group code	Keterangan Kumpulan/Tempoh	2021	2022	2021				2022				2023	2022	2023
				Q1	Q2	Q3	Q4	Q1	Q2	Q3	Q4	Q1	(Jan. - Mac)	(Jan. - Mac)
162	Pembuatan produk daripada kayu, gabus, jerami dan bahan jalinan lain	2.0	1.6	-8.7	-2.6	-0.4	2.0	0.6	1.7	-0.1	1.6	3.0	0.6	3.0
16211	Pembuatan kepingan venier dan papan lapis	1.0	1.7	-15.6	-6.4	-1.2	1.0	1.2	2.3	-1.2	1.7	2.6	1.2	2.6
16212	Pembuatan papan partikel dan papan gantian	-2.7	-4.9	-8.6	-7.6	-8.8	-2.7	-1.5	5.3	5.0	-4.9	-7.7	-1.5	-7.7
16221	Pertukangan kayu untuk jurubina	-0.1	-3.4	8.7	7.1	5.3	-0.1	-13.6	-14.0	-15.7	-3.4	6.5	-13.6	6.5
	Industri lain	10.3	9.3	1.6	4.1	2.1	10.3	15.0	14.4	17.4	9.3	7.1	15.0	7.1
170	Pembuatan kertas dan produk kertas	3.5	4.3	-3.1	2.7	2.9	3.5	3.0	4.4	5.1	4.3	4.1	3.0	4.1
17010	Pembuatan pulpa, kertas dan kertas tebal	7.3	5.3	2.7	1.8	1.2	7.3	4.9	8.6	8.8	5.3	7.1	4.9	7.1
17020	Pembuatan kertas gelugur dan kertas tebal dan bekas daripada kertas dan kertas tebal	1.5	6.9	-3.8	5.0	2.5	1.5	2.1	2.3	5.6	6.9	5.4	2.1	5.4
17091	Pembuatan sampul surat dan kad surat	-5.9	-0.3	-6.2	2.7	0.1	-5.9	-7.8	-4.0	-0.7	-0.3	4.4	-7.8	4.4
17092	Pembuatan kertas kegunaan rumah dan pembersih peribadi	6.0	-1.4	-7.1	1.0	1.5	6.0	4.3	3.2	4.9	-1.4	-1.7	4.3	-1.7
17093	Pembuatan kertas bergam atau pelekat yang berjalur atau bergulung dan label dan kertas dinding	7.3	4.0	-1.6	1.9	11.6	7.3	4.4	9.8	0.9	4.0	4.3	4.4	4.3
	Industri lain	-0.03	6.0	-1.4	-1.0	0.2	-0.03	3.1	4.9	5.9	6.0	5.0	3.1	5.0
181 & 182	Percetakan, aktiviti perkhidmatan berkaitan percetakan dan penerbitan semua media rakaman	3.7	4.0	-1.2	-0.4	-1.9	3.7	3.1	4.5	4.7	4.0	3.9	3.1	3.9
18110	Percetakan	4.6	4.7	-1.9	0.3	-1.3	4.6	4.0	5.8	6.2	4.7	4.5	4.0	4.5
18120 & 18200	Aktiviti perkhidmatan berkaitan percetakan & Penerbitan semua media rakaman	0.1	0.9	1.8	-3.2	-4.6	0.1	-0.6	-1.0	-1.2	0.9	1.4	-0.6	1.4
192 (19201 & 19202)	Pembuatan produk petroleum bertapis	2.8	4.2	-4.5	5.7	5.1	2.8	3.0	2.7	2.9	4.2	4.3	3.0	4.3
201	Pembuatan kimia asas, baja dan sebatian nitrogen, plastik dan getah sintetik dalam bentuk primer	-7.8	1.8	-10.5	-1.4	-3.4	-7.8	-3.5	-1.8	-2.4	1.8	3.5	-3.5	3.5
20111	Pembuatan gas perindustrian atau perubatan bukan organik dalam bentuk cecair atau mampat	-18.3	5.6	-3.1	12.2	11.8	-18.3	-22.8	-21.3	-23.0	5.6	13.2	-22.8	13.2
20112 & 20113	Pembuatan kimia organik asas & Pembuatan sebatian bukan organik	8.8	8.5	-2.1	2.6	1.8	8.8	10.1	11.7	12.3	8.5	9.4	10.1	9.4
20121 & 20129	Pembuatan baja & Pembuatan produk campuran nitrogen	-17.1	-16.2	-1.4	-1.3	-2.6	-17.1	-16.0	-15.8	-17.2	-16.2	-12.5	-16.0	-12.5
20131	Pembuatan plastik dalam bentuk primer	-18.9	1.2	-30.8	-13.4	-18.3	-18.9	-2.6	-2.4	-2.6	1.2	0.2	-2.6	0.2
	Industri lain	14.2	13.0	8.1	3.5	2.9	14.2	14.2	27.2	23.5	13.0	14.1	14.2	14.1
202 & 203	Pembuatan produk kimia lain dan serat buatan manusia	8.3	4.3	2.4	6.0	3.4	8.3	3.6	3.8	4.1	4.3	1.2	3.6	1.2
20210	Pembuatan racun perosak dan produk agrokimia lain	18.0	-0.3	14.8	12.8	10.7	18.0	1.3	1.5	0.5	-0.3	7.5	1.3	7.5
20221	Pembuatan cat, varnis dan penyadur dan mastik	-6.2	-0.3	3.4	-2.1	-2.9	-6.2	-7.1	-7.9	-6.5	-0.3	-11.2	-7.1	-11.2
20222	Pembuatan dakwat cetak	24.4	15.2	20.9	22.1	21.6	24.4	18.6	15.4	15.7	15.2	3.6	18.6	3.6
20231 & 20232	Pembuatan sabun dan bahan pencuci, penyediaan pembersih dan mengilat & Pembuatan pewangi dan penyediaan dandanan diri	0.1	5.7	0.4	5.1	-0.8	0.1	-2.0	-2.0	1.1	5.7	4.4	-2.0	4.4
20291 & 20292 & 20299	Pembuatan plat fotografi, filem, sensitized paper dan other sensitized unexposed materials & Pembuatan dakwat menulis dan melukis & Pembuatan produk kimia lain t.t.t.l.	26.7	3.3	-3.5	7.4	7.9	26.7	17.6	18.5	13.7	3.3	3.4	17.6	3.4
	Industri lain	-11.5	-11.4	-2.2	0.3	0.3	-11.5	-5.9	-8.2	-7.2	-11.4	-4.0	-5.9	-4.0
210	Pembuatan produk farmaseutikal, kimia perubatan dan botani	7.5	8.9	11.6	11.6	11.8	7.5	5.9	6.6	8.6	8.9	8.5	5.9	8.5
21001	Pembuatan bahan aktif ubat-ubatan untuk digunakan oleh bidang farmakologi dalam pembuatan ubat-ubatan	8.5	7.0	11.6	10.8	9.8	8.5	5.8	5.8	8.7	7.0	6.1	5.8	6.1
	Industri lain	4.9	13.8	11.6	13.6	16.6	4.9	6.1	8.5	8.3	13.8	14.4	6.1	14.4
221	Pembuatan produk getah	0.7	-0.2	3.9	6.2	3.5	0.7	1.7	-0.5	0.2	-0.2	-2.7	1.7	-2.7
22111	Pembuatan tayar getah untuk kenderaan	-3.7	-6.1	-11.8	1.0	-10.1	-3.7	-0.5	-4.3	-5.1	-6.1	-6.3	-0.5	-6.3
22112	Pembuatan bunga tayar yang boleh ditukar ganti dan tayar celup	2.9	3.6	-3.5	-15.3	-6.4	2.9	1.0	2.6	4.1	3.6	12.2	1.0	12.2
22191 & 22193	Pembuatan produk lain daripada getah asli atau sintetik, tidak divulkan, divulkan atau dikeraskan & Pengilangan semula getah dan prosesan susu getah	-6.7	5.8	2.3	-0.7	-5.0	-6.7	-7.1	-5.5	0.4	5.8	12.5	-7.1	12.5
22192	Pembuatan sarung tangan getah	0.1	-1.1	3.7	7.7	7.5	0.1	2.7	0.8	-0.6	-1.1	-8.5	2.7	-8.5
22199	Pembuatan produk getah lain yang t.t.t.l.	7.3	-0.4	10.3	10.5	4.6	7.3	5.4	0.1	2.8	-0.4	0.9	5.4	0.9
222	Pembuatan produk plastik	-0.2	3.3	3.9	1.3	-1.7	-0.2	0.1	1.0	4.3	3.3	2.5	0.1	2.5
22201 & 22202	Pembuatan produk plastik separa siap & Pembuatan produk plastik siap	-5.2	11.4	5.0	4.0	-3.3	-5.2	2.0	5.6	8.8	11.4	3.8	2.0	3.8
22203	Pembuatan artikel plastik untuk pembungkusan barangan	4.0	4.0	5.6	1.6	-0.4	4.0	3.7	3.5	6.8	4.0	4.3	3.7	4.3
22204	Pembuatan barangan plastik jurubina	0.2	9.3	-3.0	-0.7	0.004	0.2	4.1	7.0	7.9	9.3	2.6	4.1	2.6
22205	Pembuatan pinggan mangkuk, peralatan dapur dan barangan tandas daripada plastik	0.7	9.4	10.2	3.8	0.4	0.7	13.2	17.9	20.8	9.4	-1.4	13.2	-1.4
22209	Pembuatan pelbagai produk plastik t.t.t.l.	-0.9	-4.1	1.1	-1.1	-2.3	-0.9	-7.4	-8.3	-4.9	-4.1	1.0	-7.4	1.0
231 (23101 & 23102 & 23109)	Pembuatan kaca dan produk kaca	5.5	11.3	-0.5	0.1	-1.5	5.5	4.1	12.6	17.6	11.3	11.3	4.1	11.3

Jadual Table **1.5b** : Bilangan Pekerja Bergaji Sektor Pembuatan Mengikut Kumpulan: Perubahan Peratusan Tahunan
 : Number of Paid Employees of Manufacturing Sector by Group: Annual Percentage Change

Kod Kumpulan Group code	Keterangan Kumpulan/Tempoh	2021	2022	2021				2022				2023	2022	2023
				Q1	Q2	Q3	Q4	Q1	Q2	Q3	Q4	Q1	(Jan. - Mac)	(Jan. - Mac)
239	Pembuatan pengeluaran galian bukan logam t.t.t.l.	1.4	-0.5	-2.3	-2.3	0.4	1.4	0.3	1.5	0.3	-0.5	-2.0	0.3	-2.0
23911	Pembuatan mortar refraktori dan konkrit &	3.6	-6.6	-2.2	-0.1	0.6	3.6	-9.2	-9.5	-8.5	-6.6	-6.4	-9.2	-6.4
23921	Pembuatan seramik bukan refraktori													
23930	Pembuatan produk porselin dan seramik lain	-6.2	2.9	2.0	-1.1	-8.0	-6.2	-2.0	-2.8	5.1	2.9	-12.6	-2.0	-12.6
23941	Pembuatan simen hidraulik	6.1	-4.7	-2.1	-2.8	2.4	6.1	3.6	6.9	-4.5	-4.7	-6.6	3.6	-6.6
23951	Pembuatan konkrit dan mortar siap bancuh dan bancuhan kering	2.0	4.3	-13.6	-7.2	-0.2	2.0	3.1	5.2	2.3	4.3	1.7	3.1	1.7
23952	Pembuatan konkrit pratuangan, simen atau artikel batu buatan yang digunakan dalam pembinaan;													
23953	Pembuatan komponen struktur pasang siap untuk bangunan atau kejuruteraan awam dari simen, batu atau konkrit buatan	3.3	-0.9	4.0	-1.2	1.8	3.3	2.4	3.7	2.8	-0.9	0.7	2.4	0.7
23959	Pembuatan artikel konkrit, simen dan plaster lain t.t.t.l.													
23990	Pembuatan produk mineral bukan logam lain t.t.t.l. Industri lain	4.9	0.8	-5.1	-1.0	1.2	4.9	7.7	7.1	4.9	0.8	-5.1	7.7	-5.1
		-10.9	1.0	-0.9	-1.2	-0.8	-10.9	-7.8	-5.1	-3.6	1.0	1.8	-7.8	1.8
241 (24101 & 24102 & 24103 & 24104 & 24109)	Pembuatan besi dan keluli asas	1.8	0.4	3.2	4.6	2.7	1.8	0.9	3.8	6.0	0.4	1.7	0.9	1.7
242 (24201 & 24202 & 24209)	Pembuatan logam asas berharga dan logam bukan ferus lain	-1.9	1.6	-5.0	-2.9	-2.8	-1.9	0.02	1.1	2.3	1.6	-0.4	0.02	-0.4
243	Pengacuan logam	1.7	-2.8	2.8	1.4	-0.4	1.7	0.2	0.5	0.9	-2.8	-2.4	0.2	-2.4
251 & 252	Pembuatan produk struktur logam, tangki, takungan, penjana wap, senjata dan peluru	-1.1	0.8	12.0	-1.2	-0.1	-1.1	-2.3	1.6	-2.1	0.8	1.1	-2.3	1.1
25113	Pembuatan pintu, tingkap dan bingkai, penutup tingkap dan pintu pagar daripada logam	-1.8	-0.2	12.2	-2.5	0.2	-1.8	-3.2	0.3	-5.6	-0.2	-0.9	-3.2	-0.9
25119	Pembuatan produk struktur logam lain													
25120	Pembuatan tangki, takungan dan kontena daripada logam Industri lain	1.5	4.6	13.2	7.5	2.9	1.5	1.1	4.1	7.1	4.6	6.2	1.1	6.2
		-1.2	0.5	9.6	-5.3	-5.6	-1.2	-2.0	4.7	3.9	0.5	4.3	-2.0	4.3
259	Pembuatan lain-lain produk yang direka daripada logam; aktiviti perkhidmatan kerja logam	2.9	2.2	2.3	0.4	0.7	2.9	2.6	2.8	3.5	2.2	2.1	2.6	2.1
25910	Tempaan, tekanan, hentakan dan bentuk gelekkan logam; serbuk metalurgi	2.2	1.5	7.9	2.9	2.1	2.2	1.6	2.7	5.5	1.5	-1.1	1.6	-1.1
25920	Rawatan dan penyalutan logam; menggunakan mesin	5.0	5.8	15.0	7.1	5.6	5.0	3.2	2.1	7.0	5.8	4.8	3.2	4.8
25991	Pembuatan tin untuk produk makanan dan minuman, tiub dan kotak boleh dilipat	0.4	-1.9	-1.6	-0.3	-2.4	0.4	1.0	1.0	2.4	-1.9	0.5	1.0	0.5
25992	Pembuatan kabel, plaited bands (jalur/pita berpintal) dan artikel seumpamanya daripada logam													
25993	Pembuatan bolt, skru, nat dan produk uliran seumpamanya	0.2	0.3	-3.2	-5.2	-1.7	0.2	1.1	1.8	-0.5	0.3	1.8	1.1	1.8
25994	Pembuatan barangan rumah daripada logam	-7.5	-0.8	-2.0	-11.5	-13.1	-7.5	-6.0	1.5	-1.2	-0.8	1.8	-6.0	1.8
25999	Pembuatan produk lain yang direka daripada logam t.t.t.l. Industri lain	7.3	5.4	2.3	2.1	3.1	7.3	5.4	3.9	3.6	5.4	3.5	5.4	3.5
		3.0	-0.3	-6.9	-0.1	-1.0	3.0	4.8	4.7	4.5	-0.3	3.8	4.8	3.8
261	Pembuatan komponen dan papan elektronik	8.8	7.4	-1.4	6.5	7.6	8.8	8.4	8.3	9.5	7.4	6.5	8.4	6.5
26101	Pembuatan diod, transistor dan alatan semikonduktor yang seumpamanya	7.5	6.7	-3.7	4.6	7.2	7.5	7.2	7.6	8.0	6.7	5.1	7.2	5.1
26102	Pembuatan litar elektronik bersepadu dengan pemasangan mikro													
26103	Pembuatan kapasitor dan perintang elektrik													
26104	Pembuatan papan litar bercetak	11.9	9.3	3.6	10.5	9.0	11.9	10.9	10.2	13.0	9.3	9.5	10.9	9.5
26105	Pembuatan komponen paparan													
26109	Pembuatan komponen lain untuk aplikasi elektronik	2.1	1.1	-7.8	1.7	2.6	2.1	3.7	4.1	3.1	1.1	0.2	3.7	0.2
262 (26201 & 26202)	Pembuatan komputer dan kelengkapan peranti	9.2	5.8	-5.7	5.0	7.6	9.2	8.8	9.4	7.0	5.8	0.3	8.8	0.3
263/26300	Pembuatan peralatan komunikasi	2.7	7.8	0.6	6.9	3.7	2.7	4.6	4.6	8.4	7.8	6.6	4.6	6.6
264/26400	Pembuatan peralatan elektronik pengguna	-0.6	3.9	-1.4	-1.6	-1.2	-0.6	0.6	5.4	4.2	3.9	0.9	0.6	0.9
265	Pembuatan kelengkapan mengukur, menguji, memandu arah dan kawalan; jam tangan dan jam	6.7	8.2	-5.2	2.2	3.9	6.7	3.8	5.0	8.0	8.2	8.5	3.8	8.5
26511	Pembuatan kelengkapan mengukur, menguji, memandu arah dan kawalan	7.3	8.8	-4.2	3.6	6.2	7.3	2.9	3.4	6.2	8.8	10.0	2.9	10.0
26512	Pembuatan kelengkapan kawalan proses perindustrian													
26520	Pembuatan jam tangan dan jam dan bahagiannya	4.9	6.0	-8.6	-2.5	-3.8	4.9	6.7	10.7	14.6	6.0	3.4	6.7	3.4
266/26600	Pembuatan peralatan penyinaran, perubatan elektro dan elektroterapeutik	0.1	1.5	-8.0	2.2	4.4	0.1	-0.4	-1.1	-1.8	1.5	1.8	-0.4	1.8

2022												2023			Group Description/Period
Jan.	Feb.	Mac	Apr.	Mei	Jun	Jul.	Ogo.	Sep.	Okt.	Nov.	Dis.	Jan.	Feb.	Mac	
0.3	0.5	0.3	0.0	-0.8	1.5	1.3	0.5	0.3	0.9	0.2	-0.5	-1.0	-1.5	-2.0	Manufacture of non-metallic mineral products
															<i>Manufacture of refractory mortars and concretes</i>
-6.0	-5.6	-9.2	-10.1	-10.3	-9.5	-7.3	-7.4	-8.5	-5.8	-5.3	-6.6	-5.3	-4.7	-6.4	<i>Manufacture of non-refractory ceramic</i>
-5.7	-1.2	-2.0	-2.9	-4.8	-2.8	0.3	1.3	5.1	3.2	3.0	2.9	1.4	-13.3	-12.6	<i>Manufacture of other porcelain and ceramic products</i>
4.0	4.2	3.6	5.6	6.7	6.9	7.3	-6.1	-4.5	-4.4	-3.9	-4.7	-3.6	-3.7	-6.6	<i>Manufacture of hydraulic cement</i>
0.7	2.3	3.1	5.2	3.5	5.2	3.1	3.2	2.3	5.6	5.7	4.3	4.4	3.4	1.7	<i>Manufacture of ready-mix and dry-mix concrete and mortars</i>
															<i>Manufacture of precast concrete, cement or artificial stone articles for use in construction</i>
															<i>Manufacture of prefabricated structural components for building or civil engineering of cement, concrete or artificial stone</i>
3.9	1.8	2.4	0.7	0.2	3.7	2.9	3.1	2.8	3.6	-0.8	-0.9	-1.2	0.1	0.7	<i>Manufacture of other articles of concrete, cement and plaster n.e.c.</i>
6.7	7.6	7.7	6.3	3.5	7.1	6.4	6.6	4.9	-0.1	0.0	0.8	-4.1	-4.4	-5.1	<i>Manufacture of other non-metallic mineral products n.e.c.</i>
-9.2	-8.1	-7.8	-7.4	-7.3	-5.1	-5.4	-3.2	-3.6	-3.8	2.6	1.0	-0.5	0.3	1.8	<i>Other industry</i>
-0.6	-0.2	0.9	3.5	3.5	3.8	5.6	5.8	6.0	5.3	5.3	0.4	1.8	1.0	1.7	Manufacture of basic iron and steel
-0.9	0.3	0.0	1.5	1.0	1.1	2.9	3.0	2.3	1.6	1.3	1.6	0.7	0.4	-0.4	Manufacture of basic precious and other non-ferrous metals
5.1	4.1	0.2	-1.2	-0.7	0.5	4.0	0.9	0.9	1.8	-2.3	-2.8	-3.2	-2.0	-2.4	Casting of metals
-1.5	-2.1	-2.3	-1.5	-1.0	1.6	0.1	0.3	-2.1	-2.5	-1.5	0.8	0.3	1.3	1.1	Manufacture of structural metal products, tanks, reservoirs , steam generators , weapons and ammunition
															<i>Manufacture of metal doors, windows and their frames, shutters and gates</i>
-2.0	-2.6	-3.2	-3.0	-3.0	0.3	-2.2	-2.9	-5.6	-6.2	-3.6	-0.2	-1.3	-0.3	-0.9	<i>Manufacture of other structural metal products</i>
0.7	1.3	1.1	2.3	3.2	4.1	4.2	6.9	7.1	6.4	5.2	4.6	5.2	5.5	6.2	<i>Manufacture of tanks, reservoirs and containers of metal</i>
-1.8	-3.5	-2.0	1.0	3.5	4.7	6.1	7.6	3.9	4.3	0.1	0.5	1.7	3.9	4.3	<i>Other industry</i>
2.7	2.3	2.6	1.8	2.0	2.8	3.5	3.9	3.5	2.7	2.1	2.2	2.8	3.3	2.1	Manufacture of other fabricated metal products; metal working service activities
															<i>Forging, pressing, stamping and roll-forming of metal; powder metallurgy</i>
1.3	1.7	1.6	1.8	2.6	2.7	3.1	5.4	5.5	3.6	1.4	1.5	1.2	-1.4	-1.1	<i>Treatment and coating of metals; machining</i>
5.1	3.4	3.2	1.1	0.9	2.1	3.6	5.3	7.0	6.8	3.8	5.8	6.1	6.2	4.8	<i>Manufacture of tins and cans for food products, collapsible tubes and boxes</i>
0.9	1.2	1.0	1.5	-0.3	1.0	2.8	4.0	2.4	-0.1	0.1	-1.9	-0.3	0.6	0.5	<i>Manufacture of metal cable, plaited bands and similar articles</i>
-0.6	0.8	1.1	0.6	1.1	1.8	3.1	2.8	-0.5	0.6	0.8	0.3	2.2	3.0	1.8	<i>Manufacture of bolts, screws, nuts and similar threaded products</i>
-8.2	-8.3	-6.0	-7.8	-7.1	1.5	-0.3	-0.2	-1.2	-1.1	-1.0	-0.8	1.6	0.6	1.8	<i>Manufacture of metal household articles</i>
7.8	4.7	5.4	3.2	3.8	3.9	4.3	3.3	3.6	3.2	5.3	5.4	5.3	8.2	3.5	<i>Manufacture of any other fabricated metal products n.e.c.</i>
3.6	4.7	4.8	4.9	4.2	4.7	5.1	3.6	4.5	2.0	-0.1	-0.3	0.5	3.3	3.8	<i>Other industry</i>
8.3	7.9	8.4	8.0	7.8	8.3	8.6	8.7	9.5	7.3	7.3	7.4	6.9	7.2	6.5	Manufacture of electronic components and boards
															<i>Manufacture of diodes, transistors and similar semiconductor devices</i>
6.5	6.2	7.2	6.7	6.4	7.6	7.9	7.8	8.0	7.3	6.6	6.7	5.9	6.1	5.1	<i>Manufacture of electronic integrated circuits micro assemblies</i>
															<i>Manufacture of electrical capacitors and resistors</i>
11.7	11.3	10.9	10.5	10.3	10.2	10.6	10.8	13.0	8.1	9.1	9.3	9.5	10.0	9.5	<i>Manufacture of printed circuit boards</i>
															<i>Manufacture of display components</i>
3.2	2.9	3.7	4.2	4.9	4.1	3.7	3.7	3.1	2.0	2.1	1.1	0.3	0.4	0.2	<i>Manufacture of other components for electronic applications</i>
8.3	7.7	8.8	8.4	9.0	9.4	7.9	8.2	7.0	6.4	6.8	5.8	0.5	0.5	0.3	Manufacture of computers and peripheral equipment
2.3	3.7	4.6	3.9	4.5	4.6	5.5	6.3	8.4	7.4	6.4	7.8	8.6	6.7	6.6	Manufacture of communication equipment
1.2	0.8	0.6	3.5	3.8	5.4	12.5	12.6	4.2	2.2	3.5	3.9	0.8	0.6	0.9	Manufacture of consumer electronics
3.9	3.5	3.8	3.3	3.0	5.0	6.4	7.3	8.0	8.3	8.0	8.2	7.4	9.2	8.5	Manufacture of measuring, testing, navigating and control equipment; watches and clocks
															<i>Manufacture of measuring, testing, navigating and control equipment</i>
3.4	3.0	2.9	2.5	2.0	3.4	4.5	5.5	6.2	6.4	9.0	8.8	8.2	10.4	10.0	<i>Manufacture of industrial process control equipment</i>
5.8	5.1	6.7	5.8	6.7	10.7	13.2	13.8	14.6	15.3	4.9	6.0	4.9	5.1	3.4	<i>Manufacture of watches and clocks and parts</i>
-0.1	-0.5	-0.4	-0.9	-0.6	-1.1	-2.1	-2.3	-1.8	-1.0	1.6	1.5	2.2	1.5	1.8	Manufacture of irradiation, electromedical and electrotherapeutic equipment

Jadual Table **1.5b** : Bilangan Pekerja Bergaji Sektor Pembuatan Mengikut Kumpulan: Perubahan Peratusan Tahunan
 : Number of Paid Employees of Manufacturing Sector by Group: Annual Percentage Change

Kod Kumpulan Group code	Keterangan Kumpulan/Tempoh	2021	2022	2021				2022				2023	2022	2023
				Q1	Q2	Q3	Q4	Q1	Q2	Q3	Q4	Q1	(Jan. - Mac)	(Jan. - Mac)
267 (26701 & 26702) & 268 (26800)	Pembuatan peralatan optikal, kelengkapan fotografi, media magnetik dan optikal	-8.8	-1.4	-10.6	-4.8	-4.9	-8.8	-11.2	-6.6	-4.2	-1.4	6.0	-11.2	6.0
271	Pembuatan motor elektrik, penjana, transformer dan perkakasan pengagihan dan pengawalan elektrik	6.7	2.8	6.0	3.7	5.6	6.7	4.0	4.0	4.6	2.8	3.2	4.0	3.2
27101	Pembuatan motor elektrik, penjana dan transformer	5.8	-2.3	8.0	6.2	6.4	5.8	0.6	1.2	-0.2	-2.3	-1.0	0.6	-1.0
27102	Pembuatan perkakasan pengagihan dan pengawalan elektrik	7.4	6.8	4.3	1.8	4.9	7.4	6.9	6.3	8.4	6.8	6.6	6.9	6.6
272/ 27200	Pembuatan bateri dan akumulator	-8.8	8.3	11.2	0.5	-2.2	-8.8	-5.3	-3.5	2.8	8.3	1.6	-5.3	1.6
273	Pembuatan pendawaian dan peranti pendawaian	7.9	-0.4	-1.0	9.6	9.4	7.9	9.8	9.4	5.3	-0.4	1.6	9.8	1.6
27310	Pembuatan kabel gantian optikal	-0.3	4.4	-11.7	-4.2	4.4	-0.3	5.6	10.5	8.5	4.4	1.3	5.6	1.3
27320	Pembuatan wayar dan kabel elektronik dan elektrik lain	7.2	1.2	-0.5	9.4	8.7	7.2	9.1	10.1	5.6	1.2	3.2	9.1	3.2
27330	Pembuatan alatan pendawaian pembawa dan bukan pembawa arus untuk litar elektrik (tanpa mengira jenis bahan)	22.1	-23.7	-1.1	20.9	22.2	22.1	22.6	0.9	0.3	-23.7	-17.8	22.6	-17.8
274/ 27400	Pembuatan kelengkapan pencahayaan elektrik	-18.9	-1.0	-11.3	-4.3	-9.0	-18.9	-17.5	-12.3	-1.5	-1.0	-0.5	-17.5	-0.5
275/ 27500	Pembuatan perkakasan domestik	3.3	-3.1	-0.1	-1.7	-2.9	3.3	2.1	3.6	1.4	-3.1	-1.2	2.1	-1.2
279/ 27900	Pembuatan kelengkapan elektrik lain	0.5	3.1	16.0	11.1	-0.3	0.5	3.5	6.5	4.1	3.1	1.9	3.5	1.9
281 & 282	Pembuatan jentera kegunaan umum dan kegunaan khas	1.1	3.6	3.1	3.1	0.3	1.1	1.2	2.8	4.4	3.6	3.8	1.2	3.8
28120 & 28130	Pembuatan alat-alat kuasa bendalir	22.6	-1.0	-6.9	-0.7	3.8	22.6	24.1	23.6	19.4	-1.0	2.1	24.1	2.1
28180 & 28220	Pembuatan alatan tangan yang menggunakan kuasa dilengkapkan dengan motor elektrik atau bukan motor elektrik atau pneumatik	-5.1	-2.1	5.2	3.8	-0.8	-5.1	-4.2	-3.9	-4.1	-2.1	0.7	-4.2	0.7
28192	Pembuatan mesin penyaman udara, termasuk untuk kenderaan bermotor	-7.9	15.3	-9.6	-2.7	-7.5	-7.9	2.1	2.4	11.2	15.3	9.4	2.1	9.4
28290	Pembuatan lain-lain mesin bertujuan khas t.t.t.l. Industri lain	-3.4	-2.8	-5.4	-6.1	-6.9	-3.4	0.1	0.1	-1.2	-2.8	-3.9	0.1	-3.9
291 (29101 & 29102)	Pembuatan kenderaan bermotor	1.7	4.5	-8.2	0.4	2.4	1.7	1.9	4.0	5.2	4.5	0.4	1.9	0.4
292/ 29200	Pembuatan kerangka (coachwork) untuk kenderaan bermotor; pembuatan treler dan semi treler	-1.1	12.8	-19.6	-0.6	0.8	-1.1	2.5	5.2	7.7	12.8	13.5	2.5	13.5
293/ 29300	Pembuatan alat ganti dan aksesori untuk kenderaan bermotor	0.9	2.1	-5.6	0.9	0.5	0.9	2.2	3.4	2.9	2.1	1.9	2.2	1.9
301 (30110 & 30120)	Pembinaan kapal dan bot	-0.6	8.5	-0.7	-1.8	-0.8	-0.6	-0.5	7.5	5.6	8.5	7.2	-0.5	7.2
302, 303, 304 & 309	Pembuatan lokomotif keretapi, rolling stock, kapal angkasa dan udara, jentera berkaitan, kenderaan tempur ketenteraan, dan kelengkapan pengangkutan t.t.t.l.	1.5	2.6	-9.2	1.3	0.5	1.5	1.0	4.7	4.9	2.6	-0.1	1.0	-0.1
30910	Pembuatan motosikal	3.4	3.4	-7.6	0.7	2.5	3.4	2.7	4.4	4.8	3.4	4.6	2.7	4.6
30920	Pembuatan basikal dan invalid carriages Industri lain	-7.1	7.5	-13.0	6.3	-2.8	-7.1	-11.2	5.4	10.2	7.5	-5.5	-11.2	-5.5
310	Pembuatan perabot	4.0	0.6	-0.7	-2.5	4.6	4.0	4.4	10.7	1.9	0.6	0.5	4.4	0.5
31001	Pembuatan perabot kayu dan rotan Industri lain	5.4	0.6	-1.9	-5.3	4.3	5.4	7.3	15.3	3.5	0.6	-0.3	7.3	-0.3
321 (32110 & 32120)	Pembuatan barang kemas, bijouterie dan artikel berkaitan	-4.2	3.3	-9.0	-8.4	-7.5	-4.2	-1.9	0.2	1.7	3.3	14.5	-1.9	14.5
322, 325 & 329	Pembuatan instrumen muzik, peralatan dan bekalan perubatan dan pergigian dan pembuatan lain t.t.t.l.	8.2	3.6	7.3	4.6	5.4	8.2	4.0	5.7	6.6	3.6	2.1	4.0	2.1
32901	Pembuatan alat tulis Industri lain	3.0	-2.2	-4.0	-4.6	-3.9	3.0	1.2	2.9	4.4	-2.2	-1.2	1.2	-1.2
323/ 32300	Pembuatan barangan sukan	13.0	2.1	14.7	6.9	5.4	13.0	-1.4	1.6	4.5	2.1	-1.1	-1.4	-1.1
324/ 32400	Pembuatan permainan dan mainan	0.5	8.2	-8.3	-7.7	-6.5	0.5	1.1	7.3	13.3	8.2	2.3	1.1	2.3
331 & 332	Pembaikan pemasangan produk logam, jentera, kelengkapan dan pemasangan jentera perindustrian dan kelengkapan	3.7	2.1	0.8	1.5	2.3	3.7	4.3	7.5	2.1	2.1	1.7	4.3	1.7
33150	Pembaikan dan penyelenggaraan kelengkapan pengangkutan kecuali motosikal dan basikal Industri lain	-7.3	4.5	-9.3	-7.3	-4.2	-7.3	-4.2	1.4	0.2	4.5	9.2	-4.2	9.2
	Jumlah Pembuatan	2.7	3.4	-1.1	1.2	1.6	2.7	2.4	3.7	3.8	3.4	2.8	2.4	2.8

2022												2023			Group Description/Period
Jan.	Feb.	Mac	Apr.	Mei	Jun	Jul.	Ogo.	Sep.	Okt.	Nov.	Dis.	Jan.	Feb.	Mac	
-13.3	-11.3	-11.2	-8.0	-8.9	-6.6	-6.0	-4.6	-4.2	-4.0	-2.4	-1.4	7.5	5.0	6.0	Manufacture of optical instruments, photographic equipment, magnetic and optical media
5.0	4.5	4.0	3.6	3.6	4.0	5.8	5.9	4.6	4.5	4.2	2.8	2.7	2.6	3.2	Manufacture of electric motors, generators, transformers and electricity distribution and control apparatus
1.8	1.0	0.6	0.5	1.8	1.2	0.4	0.3	-0.2	-0.4	-1.0	-2.3	-1.3	-1.3	-1.0	Manufacture of electric motors, generators and transformers
7.7	7.5	6.9	6.1	5.1	6.3	10.3	10.4	8.4	8.3	8.4	6.8	5.8	5.7	6.6	Manufacture of electricity distribution and control apparatus
-10.6	-4.6	-5.3	-5.9	-10.0	-3.5	-3.6	-6.7	2.8	4.3	6.7	8.3	8.2	1.4	1.6	Manufacture of batteries and accumulators
8.6	8.3	9.8	11.4	11.5	9.4	8.4	8.6	5.3	3.8	3.9	-0.4	-0.6	2.7	1.6	Manufacture of wiring and wiring devices
0.6	0.2	5.6	8.6	9.6	10.5	12.7	15.1	8.5	8.2	8.0	4.4	5.9	6.3	1.3	Manufacture of fibre optic cables
7.9	7.7	9.1	10.8	11.1	10.1	8.9	9.0	5.6	4.0	4.1	1.2	0.6	4.3	3.2	Manufacture of other electronic and electric wires and cables
22.7	21.9	22.6	21.5	18.4	0.9	0.9	0.3	0.3	-1.0	-0.9	-23.7	-18.6	-18.6	-17.8	Manufacture of current-carrying and non current-carrying wiring devices for electrical circuits regardless of material
-18.2	-17.3	-17.5	-16.1	-15.2	-12.3	-6.7	-5.1	-1.5	-1.3	-2.3	-1.0	-2.8	-4.8	-0.5	Manufacture of electric lighting equipment
3.4	3.2	2.1	1.9	2.6	3.6	3.2	4.1	1.4	1.6	-3.2	-3.1	-3.2	-2.4	-1.2	Manufacture of domestic appliances
1.6	1.4	3.5	3.3	3.9	6.5	6.8	8.6	4.1	5.3	3.0	3.1	3.6	3.8	1.9	Manufacture of other electrical equipment
1.4	1.3	1.2	2.0	2.5	2.8	4.4	4.5	4.4	5.0	3.2	3.6	3.4	3.2	3.8	Manufacture of general-purpose and special-purpose machinery
23.1	23.6	24.1	21.8	21.3	23.6	22.0	21.0	19.4	21.7	-2.3	-1.0	3.3	3.5	2.1	Manufacture of fluid power equipment
															Manufacture of other pumps, compressors, taps and valves
															Manufacture of power-driven hand tools with self-contained electric or non-electric motor or pneumatic drives
-3.9	-4.3	-4.2	-5.2	-4.4	-3.9	-4.4	-4.2	-4.1	-4.5	-2.0	-2.1	-2.0	-1.9	0.7	Manufacture of metal-forming machinery and machine tools
1.1	1.6	2.1	1.3	2.6	2.4	10.4	10.8	11.2	14.0	14.1	15.3	11.6	11.7	9.4	Manufacture of air-conditioning machines, including for motor vehicles
-2.1	-0.6	0.1	-0.9	-1.8	0.1	-0.1	-0.5	-1.2	-1.6	-3.1	-2.8	-3.4	-3.3	-3.9	Manufacture of other special-purpose machinery
2.1	1.7	0.9	4.0	4.6	4.3	6.4	6.7	6.6	7.4	6.1	6.3	5.9	5.4	6.1	Other industry
1.9	1.9	1.9	0.6	-0.1	4.0	7.0	7.0	5.2	4.6	4.5	4.5	4.0	0.7	0.4	Manufacture of motor vehicles
-1.5	2.3	2.5	2.6	1.8	5.2	4.8	5.9	7.7	7.4	7.1	12.8	13.0	13.6	13.5	Manufacture of bodies (coachwork) for motor vehicles; manufacture of trailers and semi-trailers
2.1	1.9	2.2	2.3	2.9	3.4	3.6	3.8	2.9	2.3	2.2	2.1	1.5	1.7	1.9	Manufacture of parts and accessories for motor vehicles
-0.1	-0.7	-0.5	3.9	4.0	7.5	10.4	10.6	5.6	7.4	7.2	8.5	9.6	10.1	7.2	Building of ships and boats
0.2	0.8	1.0	3.6	3.8	4.7	4.7	5.3	4.9	2.7	2.3	2.6	0.7	-0.2	-0.1	Manufacture of railway locomotives, rolling stock, air and spacecraft, related machinery, military fighting vehicles and transport equipment n.e.c
3.1	2.6	2.7	4.3	3.6	4.4	3.4	4.5	4.8	2.1	2.5	3.4	3.7	3.8	4.6	Manufacture of motorcycles
-10.5	-11.0	-11.2	-1.3	2.1	5.4	6.7	7.3	10.2	10.3	9.3	7.5	-2.7	-4.4	-5.5	Manufacture of bicycles and invalid carriages
0.7	2.6	3.0	4.3	4.3	4.8	5.2	5.5	3.8	1.4	0.6	0.8	-1.0	-2.4	-2.6	Other industry
4.4	4.3	4.4	4.6	4.2	10.7	10.8	10.7	1.9	2.3	0.4	0.6	0.8	0.7	0.5	Manufacture of furniture
7.6	7.1	7.3	7.5	7.1	15.3	15.8	16.0	3.5	3.6	1.5	0.6	0.03	0.05	-0.3	Manufacture of wooden and cane furniture
-5.0	-3.8	-4.2	-4.0	-4.4	-2.6	-3.2	-4.1	-3.2	-1.8	-3.2	0.5	3.6	2.7	3.1	Other industry
-4.6	-1.7	-1.9	0.0	0.7	0.2	0.2	0.02	1.7	2.2	2.6	3.3	8.6	9.1	14.5	Manufacture of jewellery, bijouterie and related articles
5.6	3.9	4.0	3.7	4.3	5.7	7.4	7.5	6.6	5.4	3.8	3.6	2.9	2.3	2.1	Manufacture of musical instruments, medical and dental instruments and supplies and other manufacturing n.e.c.
2.0	4.3	1.2	2.1	2.9	2.9	5.1	5.8	4.4	1.8	-2.4	-2.2	-1.2	-3.6	-1.2	Manufacture of stationery
6.7	3.8	4.8	4.2	4.7	6.6	8.1	8.0	7.2	6.5	5.7	5.4	4.2	4.2	3.1	Other industry
2.1	-1.4	-1.4	0.8	1.5	1.6	2.0	3.9	4.5	5.3	0.6	2.1	-1.7	-2.3	-1.1	Manufacture of sports goods
-1.2	3.3	1.1	0.6	4.1	7.3	13.1	13.2	13.3	12.7	12.3	8.2	5.7	2.4	2.3	Manufacture of games and toys
2.6	1.7	4.3	5.0	5.8	7.5	6.1	4.0	2.1	1.8	0.6	2.1	2.2	2.4	1.7	Repair of fabricated metal products, machinery and equipment and installation of industrial machinery and equipment
-7.2	-6.9	-4.2	-3.4	-3.9	1.4	0.3	-0.02	0.2	0.8	-0.5	4.5	9.9	11.8	9.2	Repair and maintenance of transport equipment except motorcycles and bicycles
4.7	3.5	6.0	6.7	7.7	8.7	7.2	4.8	2.5	2.0	0.8	1.6	0.7	0.6	0.3	Other industry
2.2	2.1	2.4	2.5	2.7	3.7	4.1	4.3	3.8	3.6	3.3	3.4	3.0	3.3	2.8	Total Manufacturing

Jadual **1.5c** : Bilangan Pekerja Bergaji Sektor Pembuatan Mengikut Kumpulan: Perubahan Peratusan Bulanan/Suku Tahunan
 Table : Number of Paid Employees of Manufacturing Sector by Group: Monthly/Quarterly Percentage Change

Kod Kumpulan Group code	Keterangan Kumpulan/Tempoh	2021				2022				2023		
		Q1	Q2	Q3	Q4	Q1	Q2	Q3	Q4	Q1	Jan.	Feb.
101	Pemprosesan dan pengawetan daging	1.7	-0.2	3.7	-3.9	0.6	0.2	3.1	1.0	1.8	3.7	-0.6
102	Pemprosesan dan pengawetan ikan, krustasea dan moluska	4.8	-2.9	0.5	0.0	0.1	2.6	1.2	1.2	3.8	2.5	-1.8
	10201 Pengetinan ikan, krustasea dan moluska & 10202 Pemprosesan dan pengawetan ikan, krustasea dan moluska	3.8	-2.4	-0.7	-1.2	0.8	2.0	1.3	2.1	3.8	3.1	-1.7
	Industri lain	10.7	-5.9	7.9	6.3	-3.4	5.6	0.8	-3.1	3.5	-0.6	-1.9
103	Pemprosesan dan pengawetan buah-buahan dan sayur - sayuran	1.2	-0.7	-8.7	-1.1	1.3	-0.9	-1.4	-1.1	5.8	4.8	-0.9
	10303 Pengetinan nanas & 10304 Pembuatan jem, marmalad dan sajian jeli	1.2	-1.8	-50.7	0.9	-11.9	9.4	-0.1	16.8	-8.3	-4.3	-1.0
	Industri lain	1.2	-0.5	-4.1	-1.2	2.0	-1.4	-1.5	-2.1	6.7	5.3	-0.9
104	Pembuatan minyak dan lemak daripada sayuran dan haiwan	0.2	0.4	2.1	0.2	0.5	0.2	2.6	2.5	1.4	0.2	0.7
	10404 Pembuatan minyak sayuran mentah dan bertapis & 10406 Pembuatan sebatian lemak masakan	1.5	-0.8	0.0	4.8	-2.1	1.9	0.4	5.6	1.8	-1.5	0.3
	10405 Pembuatan minyak kelapa	1.3	-1.1	0.0	2.6	1.9	2.2	0.6	0.1	0.6	0.7	0.6
	Industri lain	0.1	0.5	2.3	-0.2	0.6	0.1	2.8	2.4	1.4	0.3	0.7
105	Pembuatan produk tenusu	6.3	0.7	0.1	-4.9	-1.1	2.0	-0.9	1.1	0.3	-1.4	-0.3
	10502 Pembuatan susu pekat, tepung dan sejat	7.0	0.4	0.5	-4.5	-2.3	1.0	-1.2	1.5	0.04	-2.2	-0.4
	Industri lain	4.3	1.4	-1.0	-6.1	2.5	4.7	0.1	-0.03	1.1	0.8	0.2
106	Pembuatan produk bijian, kanji dan produk berkanji	2.4	0.0	3.1	-0.4	0.6	-0.7	2.4	1.3	1.3	0.6	0.0
	10611 Pengilangan beras	5.2	-1.0	6.7	-6.0	3.0	-0.6	5.6	1.3	2.1	2.2	0.8
	10613 Pengilangan tepung	0.2	1.5	0.4	3.4	-0.4	-0.6	-0.3	1.9	1.8	0.1	-0.6
	Industri lain	-0.3	-2.6	-2.2	10.8	-6.1	-1.7	-0.5	-1.4	-6.1	-4.4	-0.4
107	Pembuatan produk makanan lain	4.5	0.5	0.4	0.9	3.0	-0.3	1.0	1.8	2.0	2.3	-0.2
	10711 Pembuatan biskut dan cookies	-1.0	-0.1	0.0	19.7	0.7	0.5	0.6	-0.8	1.8	0.7	0.1
	10712 Pembuatan roti, kek dan produk bakeri lain	1.9	4.9	1.4	-0.8	-3.2	0.4	2.0	4.4	1.7	1.0	-3.7
	10713 Pembuatan produk snek	1.2	-0.5	-4.4	0.0	-0.2	1.5	-0.1	3.7	0.1	0.5	-0.5
	10721 Pembuatan gula	-0.3	-1.0	1.2	-3.1	0.2	-1.8	0.9	-0.5	0.9	-0.2	0.4
	10731 Pembuatan produk koko	-1.3	-1.7	-1.2	-1.1	0.1	0.3	2.5	-3.3	-1.6	0.5	0.4
	10732 Pembuatan coklat dan produk coklat & 10733 Pembuatan konfeksi gula	-0.6	-1.3	-1.5	-4.7	-1.2	1.9	2.1	-4.8	0.8	-2.2	0.1
	10793 Pembuatan sos dan bahan perasa	12.7	-2.1	1.0	6.2	8.0	1.4	-1.5	7.0	2.9	3.2	3.2
	10799 Pembuatan produk makanan lain t.t.t.l.	14.9	-1.5	0.4	-5.3	22.4	-7.0	2.1	-4.6	2.3	10.5	3.6
	Industri lain	5.6	-0.4	1.2	-1.1	2.3	0.6	0.6	3.6	2.9	2.5	0.1
108/ 10800	Pembuatan makanan haiwan tersedia	-1.0	-0.2	-10.6	-5.9	-0.5	4.4	-0.2	0.9	0.2	0.5	-0.7
110	Pembuatan minuman ringan	2.8	-3.0	2.5	-0.5	2.2	-0.4	-0.6	1.4	2.4	1.0	1.1
	11041 Pembuatan minuman ringan	0.2	-1.3	-0.9	1.9	2.5	0.0	-0.5	1.0	1.2	-0.1	2.3
	11042 Pengeluaran air mineral semulajadi dan minuman lain yang dibotolkan	2.0	-6.3	2.6	-1.7	0.1	-0.5	-2.2	0.8	7.0	0.8	-2.2
	Industri lain	26.5	-5.0	25.4	-11.0	5.2	-1.9	2.0	5.1	0.03	8.5	1.5
120/ 12000	Pembuatan produk tembakau	21.7	-18.5	3.9	0.2	17.9	-17.2	2.4	2.8	17.5	7.5	11.1
131	Pemintalan, penenunan dan penyiapan tekstil	0.7	-2.7	0.7	0.9	-0.6	-2.8	1.9	-0.2	1.7	-1.2	-0.1
	13110 Penyediaan dan pemintalan gentian tekstil & 13120 Penenunan tekstil	-0.6	-2.2	-2.5	-0.5	-2.5	-3.5	0.8	1.7	2.4	-2.2	0.3
	13132 Pewarnaan, pelunturan, percetakan dan penyiapan akhir benang dan fabrik	6.0	0.1	10.4	8.1	2.8	-0.5	4.2	-3.3	-1.9	-0.2	-1.0
	Industri lain	-2.1	-21.6	2.9	-20.9	9.4	-6.4	3.4	-10.2	19.4	13.4	0.2
139	Pembuatan tekstil lain	4.4	0.0	1.3	2.3	-0.5	3.1	-0.1	0.02	0.2	0.2	-0.6
	13910 Pembuatan fabrik dikait dan dikrusye	2.4	2.6	2.3	3.2	0.0	1.0	-0.1	-2.8	-3.0	0.7	-0.1
	Industri lain	5.8	-1.6	0.5	1.8	-0.9	4.5	-0.05	1.9	2.2	-0.1	-0.9
141	Pembuatan pakaian, kecuali pakaian berbulu	0.7	-4.4	-1.3	7.3	1.5	-1.1	-1.8	4.1	0.7	0.4	1.0
	14102 Pembuatan pakaian	0.4	-2.3	-1.1	6.3	0.3	0.1	-1.8	4.4	0.6	-1.2	1.2
	Industri lain	1.4	-9.9	-1.9	10.1	4.9	-4.1	-1.8	3.2	1.0	4.8	0.5
142 & 143	Pembuatan artikel daripada kulit bulu dan pakaian yang dikait dan dikrusye	-4.3	-0.8	-16.4	1.9	4.0	1.0	-2.0	-0.3	8.1	2.8	0.1
151 (15110 & 15120)	Penyamakan dan pembersihan kulit, pembuatan bagasi, beg tangan, pelana dan abah-abah pembersihan dan pewarnaan bulu	0.8	-2.9	6.6	3.3	-1.0	-5.8	2.3	0.2	3.2	-0.4	0.4
152	Pembuatan kasut	2.2	-3.5	-0.1	1.8	2.8	3.5	0.9	1.3	3.9	3.8	2.7
	15201 Pembuatan kasut kulit & 15203 Pembuatan kasut getah	0.5	-5.0	-2.3	5.0	3.0	3.4	1.1	2.4	0.3	5.4	1.6
	Industri lain	4.4	-1.7	2.5	-1.9	2.6	3.8	0.6	-0.1	8.4	1.9	4.1
161/ 16100	Pengilangan dan pengetaman kayu	0.9	-7.7	11.1	0.7	0.3	-1.7	1.3	-1.8	0.5	1.2	-0.4

2022												2023		Group Description/Period
Mac	Apr.	Mei	Jun	Jul.	Ogo.	Sep.	Okt.	Nov.	Dis.	Jan.	Feb.	Mac		
-2.4	0.0	0.5	-0.3	-1.3	0.4	4.0	0.0	0.9	0.1	2.9	-0.3	-0.8	Processing and preserving of meat	
-0.5	1.1	-0.2	1.7	0.8	0.2	0.2	0.0	0.3	0.9	1.7	2.6	-0.6	Processing and preserving of fish, crustaceans and molluscs <i>Canning of fish, crustaceans and molluscs</i>	
-0.5	1.3	-0.5	1.1	0.7	0.3	0.2	0.4	0.3	1.4	1.7	2.7	-0.6	<i>Processing, curing and preserving of fish, crustacean and molluscs</i>	
-0.9	-0.5	1.2	4.9	0.9	-0.3	0.2	-1.7	-0.1	-1.3	2.0	2.0	-0.5	<i>Other industry</i>	
-2.4	-0.5	-0.1	-0.3	1.5	-3.2	0.3	-0.6	-0.5	-0.03	3.5	2.3	-0.2	Processing and preserving of fruits and vegetable	
													<i>Pineapple canning</i>	
-7.1	6.3	-1.0	4.0	-0.4	-1.1	1.4	-0.7	0.1	17.6	-8.9	0.4	0.2	<i>Manufacture of jams, marmalades and table jellies</i>	
-2.2	-0.9	-0.1	-0.5	1.6	-3.3	0.3	-0.6	-0.5	-1.0	4.3	2.5	-0.2	<i>Other industry</i>	
-0.3	-0.2	0.2	0.3	1.1	0.3	1.2	0.2	1.6	0.6	0.7	0.9	-0.2	Manufacture of vegetable and animal oils and fats <i>Manufacture of crude and refined vegetable oil</i>	
-1.0	0.1	1.6	0.3	0.8	-0.6	0.2	-0.1	5.8	-0.2	0.9	0.2	0.7	<i>Manufacture of compound cooking fats</i>	
0.6	2.2	0.0	0.0	0.1	-0.1	0.6	0.0	-0.1	0.2	0.3	0.0	0.3	<i>Manufacture of coconut oil</i>	
-0.3	-0.3	0.1	0.3	1.1	0.4	1.3	0.3	1.4	0.7	0.7	1.0	-0.2	<i>Other industry</i>	
0.6	0.6	0.4	1.0	-0.2	-0.8	0.2	0.4	0.4	0.3	0.5	-0.2	0.03	Manufacture of dairy products <i>Manufacture of condensed, powdered and evaporated milk</i>	
0.2	0.4	0.1	0.5	-0.5	-0.9	0.2	0.0	1.3	0.2	0.4	-0.2	-0.2	<i>Other industry</i>	
1.5	1.0	1.1	2.5	0.5	-0.6	0.2	1.5	-1.9	0.4	0.7	-0.1	0.6	<i>Other industry</i>	
-0.1	0.5	-1.3	0.1	0.2	0.3	2.0	-0.6	1.3	0.7	0.5	1.5	-0.7	Manufacture of grain mill products, starches and starch products	
0.0	0.8	-1.0	-0.4	0.3	1.8	3.4	-0.4	0.6	1.2	0.9	1.9	-0.7	<i>Rice milling</i>	
0.1	0.1	-1.2	0.6	0.6	-1.1	0.2	-0.5	2.4	0.0	0.1	2.3	-0.5	<i>Flour milling</i>	
-1.4	1.0	-2.5	-0.2	-2.5	-1.1	3.3	-2.1	-0.6	1.3	0.3	-4.6	-1.8	<i>Other industry</i>	
0.8	-0.8	-0.1	0.5	0.1	0.5	0.4	0.5	0.3	1.0	1.8	0.6	-0.4	Manufacture of other food products	
-0.2	-0.2	-0.8	1.6	0.7	0.0	-0.1	-0.9	0.6	-0.5	2.3	1.5	-2.0	<i>Manufacture of biscuits and cookies</i>	
-0.5	1.4	-0.4	-0.6	0.7	0.7	0.6	1.9	0.9	1.5	0.9	0.3	0.5	<i>Manufacture of bread, cakes and other bakery products</i>	
-0.1	0.4	-0.3	1.5	0.3	-0.6	0.1	1.1	0.2	2.4	0.2	0.4	-0.4	<i>Manufacture of snack products</i>	
0.0	-1.5	0.8	-1.2	-0.1	1.3	-0.3	-0.4	-2.0	2.0	0.2	0.0	0.8	<i>Manufacture of sugar</i>	
-0.9	0.3	0.3	-0.3	0.8	1.2	0.4	-3.6	-0.6	0.9	0.1	1.1	-2.7	<i>Manufacture of cocoa products</i> <i>Manufacture of chocolate and chocolate products</i>	
0.9	-0.6	-0.4	2.9	0.4	1.5	0.2	0.2	-4.9	-0.1	3.3	-1.9	-0.5	<i>Manufacture of sugar confectionery</i>	
1.4	-1.7	2.8	0.4	-1.1	0.3	-0.7	0.4	5.1	1.5	2.0	0.1	0.8	<i>Manufacture of sauces and condiments</i>	
6.9	-6.6	0.1	-0.6	0.1	0.0	2.0	0.1	-4.6	-0.1	3.3	-0.6	-0.4	<i>Manufacture of other food products n.e.c.</i>	
-0.3	0.0	-0.4	1.0	-0.3	0.7	0.2	0.2	1.8	1.5	1.8	1.8	-0.7	<i>Other industry</i>	
-0.3	3.8	0.7	-0.1	-0.2	0.1	-0.1	0.3	0.4	0.2	0.2	0.4	-0.4	Manufacture of prepared animal feeds	
0.1	1.1	-0.6	-0.9	-0.3	-0.4	0.1	-0.2	-0.4	2.0	1.3	0.8	0.3	Manufacture of beverages <i>Manufacture of soft drinks</i>	
0.4	1.1	-0.1	-1.0	0.2	-0.7	0.1	-0.1	-0.6	1.7	-0.05	0.9	0.3	<i>Production of natural mineral waters and other bottled waters</i>	
1.6	-0.3	-0.5	0.3	-0.9	-1.3	0.1	0.0	0.5	0.3	5.6	0.1	1.3	<i>Other industry</i>	
-4.4	4.0	-3.4	-2.3	-1.4	3.3	0.2	-1.5	-1.0	7.7	-0.2	1.8	-1.6	<i>Other industry</i>	
-1.3	-17.5	-0.1	0.5	-0.5	-4.8	8.1	0.3	0.6	1.8	5.2	11.4	0.3	Manufacture of tobacco products	
0.6	-1.3	-0.3	-1.2	-0.5	1.0	1.5	0.4	-0.6	-0.03	1.1	-0.7	1.3	Spinning, weaving and finishing of textiles <i>Preparation and spinning of textile fibres</i>	
-0.6	-1.6	-0.9	-1.2	-0.5	1.0	0.3	0.9	1.5	-0.7	1.2	-1.0	2.2	<i>Weaving of textiles</i>	
4.1	-0.7	0.5	-0.3	-0.5	0.7	4.1	-0.1	-4.6	1.5	-0.3	-0.8	-0.8	<i>Dyeing, bleaching, printing and finishing of yarns and fabrics</i>	
-3.7	-2.6	4.7	-8.3	-0.3	2.0	1.7	-3.0	-8.0	0.7	11.4	4.0	3.1	<i>Other industry</i>	
-0.1	0.8	2.0	0.2	-0.6	0.1	0.4	-0.6	1.3	-0.7	0.6	-1.0	0.6	Manufacture of other textiles <i>Manufacture of knitted and crocheted fabrics</i>	
-0.5	-0.1	1.4	-0.3	-0.4	-0.1	0.5	-2.3	0.4	-0.9	-0.3	-0.3	-2.4	<i>Other industry</i>	
0.2	1.4	2.5	0.6	-0.7	0.3	0.4	0.6	1.8	-0.5	1.1	-1.4	2.5	<i>Other industry</i>	
0.1	-0.7	0.7	-1.1	-1.2	-0.7	0.1	-1.0	4.5	0.7	0.6	-0.1	0.2	Manufacture of wearing apparel, except fur <i>Manufacture of clothings</i>	
0.3	-0.7	1.2	-0.4	-1.3	-0.8	0.3	-1.2	4.4	1.1	1.1	-0.9	0.4	<i>Other industry</i>	
-0.4	-0.8	-0.5	-2.8	-0.8	-0.4	-0.6	-0.7	4.6	-0.6	-0.7	2.0	-0.2	<i>Manufacture of articles of fur, knitted and crocheted apparel</i>	
1.0	1.1	0.0	-0.1	0.0	-2.6	0.6	-3.2	3.8	-0.7	2.5	3.5	1.9	<i>Tanning and dressing of leather; manufacture of luggage, handbags, saddlery and harness; dressing and dyeing of fur</i>	
-1.0	-1.2	-1.0	-3.7	-1.2	2.2	1.3	0.0	-0.7	0.9	1.7	1.4	0.2	<i>Manufacture of footwear</i> <i>Manufacture of leather footwear</i>	
-3.6	0.7	1.8	1.0	-1.0	0.7	1.2	0.5	0.8	-0.1	3.1	2.4	-1.6	<i>Manufacture of rubber footwear</i>	
-3.8	-0.2	1.6	2.0	-0.5	0.8	0.8	1.4	1.2	-0.2	3.9	-1.4	-2.1	<i>Other industry</i>	
-3.4	1.9	2.0	-0.2	-1.7	0.6	1.7	-0.6	0.3	0.1	2.0	7.3	-1.0	<i>Other industry</i>	
-0.5	0.1	0.4	-2.1	0.2	0.6	0.5	-0.4	0.5	-1.8	2.5	-0.04	-1.9	Sawmilling and planing of wood	

2022												2023		Group Description/Period
Mac	Apr.	Mei	Jun	Jul.	Ogo.	Sep.	Okt.	Nov.	Dis.	Jan.	Feb.	Mac		
-2.8	-0.8	3.9	-1.0	-0.8	0.0	1.6	0.4	1.1	0.5	-0.1	1.0	-2.6	Manufacture of products of wood, cork, straw and plaiting materials	
-0.8	-1.1	4.8	-1.8	-1.3	-0.2	3.4	0.5	1.4	-0.4	-1.0	1.0	-2.5	Manufacture of veneer sheets and plywood	
-0.5	-0.7	0.6	-0.1	0.5	0.1	-3.2	0.6	-2.8	-1.8	-2.3	1.8	-0.7	Manufacture of particle board and fibreboard	
-11.2	-1.2	3.4	0.2	-1.3	0.5	-0.9	-0.5	2.5	5.7	1.3	1.5	-4.4	Manufacture of builders' carpentry	
-2.1	0.2	3.4	-0.1	0.6	0.3	0.8	0.5	1.0	-0.02	2.3	-0.01	-2.0	Other industry	
-0.1	-1.0	0.2	0.1	0.3	-0.1	1.6	1.2	0.3	0.3	0.3	1.0	-0.2	Manufacture of paper and paper products	
-0.1	0.1	0.0	0.4	0.3	-1.1	2.0	2.0	1.1	1.4	0.1	1.5	-0.8	Manufacture of pulp, paper and paperboard	
0.1	-1.4	0.5	0.4	0.1	0.9	2.3	1.7	0.6	0.1	-0.5	0.7	-0.1	Manufacture of corrugated paper and paperboard and of containers of paper and paperboard	
-1.0	-2.2	3.3	0.5	-0.2	-0.2	2.4	-0.8	-5.8	2.0	3.1	3.0	-0.5	Manufacture of envelopes and letter-card	
-0.6	-0.6	-1.2	-0.3	0.7	-0.1	1.2	0.2	-0.4	-0.3	0.8	-0.8	-0.9	Manufacture of household and personal hygiene paper	
-0.2	-1.1	1.6	-1.1	-0.2	-0.8	-0.9	0.5	1.6	0.1	0.4	4.2	0.2	Manufacture of gummed or adhesive paper in strips or rolls and labels and wall paper	
0.8	-0.9	-0.3	0.3	1.1	-1.8	2.5	1.0	-0.7	0.4	2.3	0.1	1.0	Other industry	
0.5	-3.3	0.6	0.2	-0.3	0.0	-0.4	4.3	2.3	0.4	0.2	-0.5	0.6	Printing, service activities related to printing and reproduction of recorded media	
0.7	-3.3	0.8	0.3	-0.3	-0.1	-0.3	4.3	2.6	0.1	0.2	-0.7	0.9	Printing	
-0.4	-3.6	-0.6	-0.2	-0.3	0.2	-0.5	4.0	0.8	1.8	0.3	0.2	-0.5	Service activities related to printing	
													Reproduction of recorded media	
2.5	-2.8	0.3	0.0	2.2	0.3	-0.2	0.0	0.1	0.8	-0.2	1.2	2.8	Manufacture of refined petroleum products	
0.9	-1.9	0.3	0.0	0.2	-0.1	-0.1	1.6	-1.0	0.5	1.6	1.1	1.3	Manufacture of basic chemicals, fertilizer and nitrogen compounds, plastics and synthetic rubber in primary forms	
-0.1	0.0	0.2	1.0	0.2	-1.0	0.5	2.6	0.1	0.4	3.0	0.2	5.5	Manufacture of liquefied or compressed inorganic industrial or medical gases	
1.4	-0.7	0.1	-0.1	1.1	0.0	0.4	1.7	2.7	1.2	0.4	1.1	1.1	Manufacture of basic organic chemicals	
													Manufacture of inorganic compounds	
													Manufacture of fertilizers	
-0.3	-8.9	0.4	0.0	0.1	0.3	-1.0	1.3	-11.8	-1.3	3.5	4.1	1.3	Manufacture of associated nitrogen products	
1.7	-0.3	-0.4	0.1	-1.1	0.1	-0.7	1.7	-0.1	0.8	1.4	-0.9	-0.3	Manufacture of plastics in primary forms	
0.6	4.3	4.5	-1.0	0.3	-1.7	0.1	0.5	1.2	0.2	2.7	2.5	0.1	Other industry	
4.9	-3.8	1.2	-0.3	-0.4	-0.4	-0.1	1.0	2.3	0.4	0.0	-0.4	1.7	Manufacture of other chemical products and man-made fibres	
0.3	-0.8	-0.6	0.0	0.0	-5.6	4.2	1.6	4.2	-1.0	2.1	1.8	1.7	Manufacture of pesticides and other agrochemical products	
18.0	-16.7	-0.6	-0.3	-0.5	-0.7	0.0	1.1	0.9	1.2	4.1	-4.5	6.1	Manufacture of paints, varnishes and similar coatings ink and mastics	
17.3	-0.7	0.3	-1.6	0.1	0.0	0.2	0.0	-0.1	0.1	1.4	-0.1	4.0	Manufacture of printing ink	
													Manufacture of soap and detergents, cleaning and polishing preparations	
0.2	-2.4	3.9	-0.6	1.1	0.1	0.1	1.9	1.9	0.3	-3.0	1.0	0.3	Manufacture of perfumes and toilet preparations	
													Manufacture of photographic plates, films, sensitized paper and other sensitized unexposed materials	
0.3	1.5	-0.5	0.6	-2.5	0.3	-1.5	0.0	4.3	0.9	0.7	-0.5	0.2	Manufacture of writing and drawing ink	
													Manufacture of other chemical products n.e.c.	
0.3	-0.9	0.0	-0.8	0.6	0.1	-0.5	-0.3	-8.4	-4.5	-1.7	9.8	3.8	Other industry	
-0.1	12.9	-0.5	0.5	1.4	1.1	0.5	0.1	-4.8	-0.5	-1.9	0.4	-0.1	Manufacture of pharmaceuticals, medicinal chemical and botanical products	
-0.2	11.5	-0.5	0.2	1.9	1.1	0.0	1.1	-5.2	-0.4	-3.3	0.3	0.2	Manufacture of medicinal active substances to be used for their pharmacological properties in the manufacture of medicaments	
0.2	16.4	-0.5	1.3	0.2	0.9	1.8	-2.2	-3.9	-0.8	1.5	0.7	-0.6	Other industry	
0.2	4.4	-0.4	-2.6	-0.7	0.0	0.2	-1.4	-1.4	-0.1	-1.5	0.3	0.6	Manufacture of rubber products	
-0.5	7.1	0.1	-2.4	-12.5	-0.7	-0.2	0.4	1.4	-0.4	0.4	1.0	0.4	Manufacture of rubber tyres for vehicles	
-2.0	4.9	-3.3	-5.8	0.0	3.8	2.8	1.3	7.3	-1.1	0.3	2.7	-0.7	Manufacture of interchangeable tyre treads and retreading rubber tyres	
													Manufacture of other products of natural or synthetic rubber, unvulcanized, vulcanized or hardened	
-0.3	5.0	-0.9	-2.5	1.7	1.2	-0.2	-0.4	2.1	0.3	2.2	3.0	0.4	Rubber remilling and latex processing	
1.1	4.5	-0.3	-0.8	-1.0	-0.8	0.2	-2.5	-3.6	-0.5	-4.4	-0.7	1.2	Manufacture of rubber gloves	
-1.0	3.3	-0.2	-6.0	1.1	0.9	0.3	-0.4	0.0	0.6	1.7	0.2	-0.4	Manufacture of other rubber products n.e.c.	
3.1	1.1	-0.4	0.0	0.8	0.1	0.1	-0.3	0.6	0.1	0.3	0.3	-0.2	Manufacture of plastics products	
													Manufacture of semi-manufactures of plastic products	
8.3	3.4	-0.4	1.8	0.4	-0.4	-0.4	-0.5	0.7	0.3	-0.2	0.2	-1.0	Manufacture of finished plastic products	
3.0	0.7	-0.6	0.3	0.4	0.6	1.0	0.9	-0.2	0.3	0.2	1.0	-0.4	Manufacture of plastic articles for the packing of goods	
7.4	0.6	-1.6	-0.3	0.6	-0.5	0.9	2.5	-1.3	0.6	1.3	0.3	-0.4	Manufacture of builders' plastics ware	
0.7	2.5	0.5	0.2	0.7	-0.4	0.5	-5.7	-1.7	-2.0	2.1	1.4	0.8	Manufacture of plastic tableware, kitchenware and toilet articles	
0.2	-0.3	-0.4	-1.6	1.6	0.1	-0.5	0.1	2.0	0.3	0.2	-0.7	0.3	Manufacture of diverse plastic products n.e.c.	
0.1	-0.2	6.2	0.0	1.5	2.0	-0.8	-0.6	1.9	0.5	0.3	0.3	-0.2	Manufacture of glass and glass products	

Kod Kumpulan Group code	Keterangan Kumpulan/Tempoh	2021				2022				2023		
		Q1	Q2	Q3	Q4	Q1	Q2	Q3	Q4	Q1	Jan.	Feb.
239	Pembuatan pengeluaran galian bukan logam t.t.t.l.	0.6	-1.2	1.6	0.5	-0.6	-0.1	0.4	-0.3	-2.0	1.0	-1.8
23911	Pembuatan mortar refraktori dan konkrit &	6.1	-0.8	-2.7	1.2	-7.0	-1.2	-1.7	3.5	-6.9	-6.3	-2.2
23921	Pembuatan seramik bukan refraktori											
23930	Pembuatan produk porselin dan seramik lain	-4.9	1.9	-4.7	1.5	-0.6	1.1	3.2	-0.7	-15.6	1.8	-1.1
23941	Pembuatan simen hidrolik	2.4	0.0	-0.3	4.1	-0.1	3.2	-11.0	3.8	-2.1	0.3	0.1
23951	Pembuatan konkrit dan mortar siap bancuh dan banchuan kering	-4.7	1.2	6.9	-1.1	-3.7	3.3	4.0	0.8	-6.1	0.9	-4.8
23952	Pembuatan konkrit pratuangan, simen atau artikel batu buatan yang digunakan dalam pembinaan;											
23953	Pembuatan komponen struktur pasang siap untuk bangunan atau kejuruteraan awam dari simen, batu atau konkrit buatan &	1.9	-3.6	2.2	2.8	1.0	-2.4	1.4	-0.9	2.6	1.7	-1.7
23959	Pembuatan artikel konkrit, simen dan plaster lain t.t.t.l.											
23990	Pembuatan produk mineral bukan logam lain t.t.t.l. Industri lain	2.0	-1.8	2.7	2.1	4.7	-2.4	0.6	-1.9	-1.5	3.9	1.1
		-0.3	-0.3	0.4	-10.6	3.0	2.7	1.9	-6.4	3.8	5.6	-0.9
241 (24101 & 24102 & 24103 & 24104 & 24109)	Pembuatan besi dan keluli asas	-1.3	-1.7	-2.0	7.1	-2.2	1.1	0.1	1.4	-0.9	-0.6	-2.4
242 (24201 & 24202 & 24209)	Pembuatan logam asas berharga dan logam bukan ferus lain	1.6	-4.2	0.1	0.8	3.6	-3.1	1.3	0.02	1.5	1.4	2.7
243	Pengacuan logam	7.4	-7.0	0.0	1.8	5.9	-6.8	0.4	-1.9	6.3	4.0	2.1
251 & 252	Pembuatan produk struktur logam, tangki, takungan, penjana wap, senjata dan peluru	1.6	-6.1	4.1	-0.3	0.4	-2.4	0.3	2.6	0.7	0.1	-0.7
25113	Pembuatan pintu, tingkap dan bingkai, penutup tingkap dan pintu pagar daripada logam &	2.4	-7.2	5.3	-1.8	0.9	-3.9	-0.9	3.9	0.1	0.3	-0.6
25119	Pembuatan produk struktur logam lain											
25120	Pembuatan tangki, takungan dan kontena daripada logam Industri lain	-0.3	-2.3	3.0	1.3	-0.8	0.6	5.9	-1.1	0.8	-0.8	0.4
		0.3	-5.7	-0.4	4.9	-0.5	0.7	-1.2	1.5	3.3	0.1	-2.2
259	Pembuatan lain-lain produk yang direka daripada logam; aktiviti perkhidmatan kerja logam	2.5	-2.4	0.4	2.4	2.2	-2.2	1.1	1.1	2.1	0.5	0.4
25910	Tempaan, tekanan, hentakan dan bentuk gelekkan logam; serbuk metalurgi	1.1	-0.7	0.5	1.2	0.5	0.4	3.3	-2.6	-2.1	1.1	0.2
25920	Rawatan dan penyalutan logam; menggunakan mesin	10.3	-6.6	-2.4	4.4	8.4	-7.6	2.3	3.2	7.4	0.7	3.2
25991	Pembuatan tin untuk produk makanan dan minuman, tiub dan kotak boleh dilipat	-1.1	-1.1	-1.7	4.4	-0.5	-1.1	-0.3	0.1	1.9	1.9	-0.9
25992	Pembuatan kabel, plaited bands (jalur/pita berpintal) dan artikel seumpamanya daripada logam &											
25993	Pembuatan bolt, skru, nat dan produk uliran seumpamanya	-1.6	-2.1	3.1	0.9	-0.8	-1.3	0.7	1.8	0.7	-0.6	0.2
25994	Pembuatan barangan rumah daripada logam	2.2	-11.0	-2.5	4.2	3.8	-3.8	-5.0	4.7	6.5	-0.6	0.9
25999	Pembuatan produk lain yang direka daripada logam t.t.t.l. Industri lain	5.3	-1.3	0.5	2.8	3.4	-2.7	0.2	4.6	1.5	0.5	-0.6
		1.4	-1.9	1.1	2.5	3.1	-2.0	0.8	-2.2	7.4	0.2	1.0
261	Pembuatan komponen dan papan elektronik	1.9	2.2	1.0	3.5	1.5	2.2	2.1	1.4	0.7	-0.4	0.9
26101	Pembuatan diod, transistor dan alatan semikonduktor yang seumpamanya &	1.8	2.4	1.8	1.4	1.4	2.8	2.2	0.2	-0.1	-0.9	1.0
26102	Pembuatan litar elektronik bersepadu dengan pemasangan mikro											
26103	Pembuatan kapasitor dan perintang elektrik &											
26104	Pembuatan papan litar bercetak &	2.7	1.9	0.1	6.8	1.7	1.2	2.7	3.3	1.9	0.0	0.9
26105	Pembuatan komponen paparan											
26109	Pembuatan komponen lain untuk aplikasi elektronik	-0.7	2.2	-1.5	2.1	0.8	2.6	-2.4	0.2	-0.1	0.9	-0.2
262 (26201 & 26202)	Pembuatan komputer dan kelengkapan peranti	1.5	1.1	3.3	3.1	1.1	1.7	1.0	1.9	-4.1	0.5	0.1
263/ 26300	Pembuatan peralatan komunikasi	-1.8	4.1	-0.1	0.6	0.0	4.1	3.5	0.1	-1.1	-1.3	1.2
264/ 26400	Pembuatan peralatan elektronik pengguna	-1.1	-0.3	2.2	-1.4	0.1	4.4	1.0	-1.7	-2.8	1.0	-0.5
265	Pembuatan kelengkapan mengukur, menguji, memandu arah dan kawalan; jam tangan dan jam	4.0	-0.3	0.6	2.4	1.0	0.9	3.5	2.5	1.3	0.8	-0.3
26511	Pembuatan kelengkapan mengukur, menguji, memandu arah dan kawalan &	4.5	0.4	1.5	0.8	0.2	0.9	4.2	3.3	1.2	1.0	-0.7
26512	Pembuatan kelengkapan kawalan proses perindustrian											
26520	Pembuatan jam tangan dan jam dan bahagiannya	2.3	-2.9	-2.2	8.0	4.0	0.7	1.3	-0.1	1.5	0.1	0.8
266/ 26600	Pembuatan peralatan penyinaran, perubatan elektro dan elektroterapeutik	-0.2	1.6	2.3	-3.4	-0.8	0.9	1.6	-0.1	-0.5	-0.6	-0.4

2022													2023			Group Description/Period
Mac	Apr.	Mei	Jun	Jul.	Ogo.	Sep.	Okt.	Nov.	Dis.	Jan.	Feb.	Mac				
0.3	0.5	-0.8	0.2	0.5	-0.7	0.6	0.0	0.1	-0.4	0.5	-2.3	-0.2	Manufacture of non-metallic mineral products <i>Manufacture of refractory mortars and concretes</i>			
1.5	-1.0	-0.3	0.1	0.0	-0.6	-1.1	0.5	3.7	-0.7	-5.0	-1.6	-0.4	<i>Manufacture of non-refractory ceramic</i>			
-1.3	-0.7	1.4	0.4	2.4	0.5	0.2	-0.1	-0.7	0.1	0.2	-15.4	-0.4	<i>Manufacture of other porcelain and ceramic products</i>			
-0.5	3.0	0.4	-0.2	0.2	-12.8	1.9	0.1	4.3	-0.6	1.5	0.03	-3.5	<i>Manufacture of hydraulic cement</i>			
0.3	4.4	-1.3	0.2	-0.3	2.9	1.4	0.2	1.8	-1.2	1.0	-5.7	-1.4	<i>Manufacture of ready-mix and dry-mix concrete and mortars</i>			
													<i>Manufacture of precast concrete, cement or artificial stone articles for use in construction</i>			
													<i>Manufacture of prefabricated structural components for building or civil engineering of cement, concrete or artificial stone</i>			
													<i>Manufacture of other articles of concrete, cement and plaster n.e.c.</i>			
-0.3	-0.5	-2.0	0.1	0.4	-0.3	0.5	-2.7	0.3	0.4	-1.2	0.7	-1.0	<i>Manufacture of other non-metallic mineral products n.e.c.</i>			
-1.6	2.6	-0.7	0.8	-0.4	2.2	0.1	-0.1	-4.8	-1.6	4.1	-0.1	-0.1	<i>Other industry</i>			
0.8	0.4	-0.1	0.8	0.0	-0.1	0.2	1.6	-0.3	0.02	0.9	-3.2	1.5	Manufacture of basic iron and steel			
-0.5	0.7	-1.2	-2.7	1.0	0.1	0.2	-0.2	-0.1	0.3	0.5	2.4	-1.3	Manufacture of basic precious and other non-ferrous metals			
-0.3	-6.3	-1.1	0.6	0.6	-0.6	0.4	0.8	-2.4	-0.3	3.5	3.4	-0.6	Casting of metals			
0.9	-0.9	0.4	-1.9	-0.3	0.3	0.3	-0.1	0.1	2.6	-0.4	0.4	0.7	Manufacture of structural metal products, tanks, reservoirs , steam generators , weapons and ammunition			
													<i>Manufacture of metal doors, windows and their frames, shutters and gates</i>			
													<i>Manufacture of other structural metal products</i>			
													<i>Manufacture of tanks, reservoirs and containers of metal</i>			
													<i>Other industry</i>			
1.3	-1.5	-0.3	-0.5	0.0	0.4	0.8	-0.1	0.2	1.0	1.1	1.0	0.05	Manufacture of other fabricated metal products; metal working service activities			
													<i>Forging, pressing, stamping and roll-forming of metal; powder metallurgy</i>			
													<i>Treatment and coating of metals; machining</i>			
													<i>Manufacture of tins and cans for food products, collapsible tubes and boxes</i>			
													<i>Manufacture of metal cable, plaited bands and similar articles</i>			
													<i>Manufacture of bolts, screws, nuts and similar threaded products</i>			
													<i>Manufacture of metal household articles</i>			
													<i>Manufacture of any other fabricated metal products n.e.c.</i>			
													<i>Other industry</i>			
1.0	0.8	0.2	1.1	0.5	0.8	0.8	-0.2	0.8	0.7	-0.8	1.2	0.3	Manufacture of electronic components and boards			
													<i>Manufacture of diodes, transistors and similar semiconductor devices</i>			
													<i>Manufacture of electronic integrated circuits micro assemblies</i>			
													<i>Manufacture of electrical capacitors and resistors</i>			
													<i>Manufacture of printed circuit boards</i>			
													<i>Manufacture of display components</i>			
													<i>Manufacture of other components for electronic applications</i>			
0.6	-0.5	1.5	0.6	0.0	1.0	0.0	-0.5	3.2	-0.7	-4.6	0.2	0.3	Manufacture of computers and peripheral equipment			
0.2	0.8	1.6	1.5	0.5	1.3	1.7	-0.4	-0.1	0.6	-0.6	-0.6	0.1	Manufacture of communication equipment			
-0.3	2.1	1.2	1.1	1.4	4.7	-4.8	-0.2	-0.7	-0.8	-2.0	-0.7	-0.1	Manufacture of consumer electronics			
0.6	-0.3	0.0	1.2	1.3	1.5	0.6	0.6	1.6	0.3	0.05	1.3	-0.02	Manufacture of measuring, testing, navigating and control equipment; watches and clocks			
													<i>Manufacture of measuring, testing, navigating and control equipment</i>			
													<i>Manufacture of industrial process control equipment</i>			
													<i>Manufacture of watches and clocks and parts</i>			
0.1	-0.9	0.9	0.9	0.5	1.0	0.0	0.3	-0.1	-0.4	0.2	-1.0	0.4	Manufacture of irradiation, electromedical and electrotherapeutic equipment			

Jadual Table **1.5c** : Bilangan Pekerja Bergaji Sektor Pembuatan Mengikut Kumpulan: Perubahan Peratusan Bulanan/Suku Tahunan
 : Number of Paid Employees of Manufacturing Sector by Group: Monthly/Quarterly Percentage Change

Kod Kumpulan Group code	Keterangan Kumpulan/Tempoh	2021				2022				2023		
		Q1	Q2	Q3	Q4	Q1	Q2	Q3	Q4	Q1	Jan.	Feb.
267 (26701 & 26702) & 268 (26800)	Pembuatan peralatan optikal, kelengkapan fotografi, media magnetik dan optikal	-1.8	0.0	-1.4	-5.8	-4.3	5.2	1.1	-3.0	2.8	-5.1	1.3
271	Pembuatan motor elektrik, penjana, transformer dan perkakasan pengagihan dan pengawalan elektrik	2.5	-2.0	4.2	1.9	-0.1	-2.0	4.8	0.2	0.3	0.6	-0.4
27101	Pembuatan motor elektrik, penjana dan transformer	5.7	-3.3	2.7	0.8	0.5	-2.7	1.3	-1.3	1.7	1.3	-0.6
27102	Pembuatan perkakasan pengagihan dan pengawalan elektrik	-0.1	-0.9	5.5	2.8	-0.6	-1.4	7.5	1.3	-0.8	0.1	-0.3
272/ 27200	Pembuatan bateri dan akumulator	2.0	-3.8	-0.2	-6.8	5.9	-2.0	6.4	-1.8	-0.7	0.1	6.0
273	Pembuatan pendawaian dan peranti pendawaian	-2.8	2.1	3.6	4.9	-1.1	1.7	-0.2	-0.8	0.9	-0.4	-1.3
27310	Pembuatan kabel gentian optikal	-0.3	-1.4	8.2	-6.2	5.6	3.1	6.2	-9.7	2.5	-0.4	0.1
27320	Pembuatan wayar dan kabel elektronik dan elektrik lain	-3.3	0.9	3.7	5.9	-1.6	1.9	-0.5	1.5	0.3	-0.5	-1.4
27330	Pembuatan alatan pendawaian pembawa dan bukan pembawa arus untuk litar elektrik (tanpa mengira jenis bahan)	2.0	19.9	0.5	-0.7	2.4	-1.3	0.0	-24.4	10.3	1.1	0.0
274/ 27400	Pembuatan kelengkapan pencahayaan elektrik	-3.0	-2.1	-5.0	-10.1	-1.3	4.0	6.7	-9.6	-0.9	0.3	-0.2
275/ 27500	Pembuatan perkakasan domestik	4.3	-2.9	-1.7	3.8	3.1	-1.5	-3.8	-0.8	5.1	0.5	-0.6
279/ 27900	Pembuatan kelengkapan elektrik lain	-1.0	-1.8	0.6	2.7	1.9	1.1	-1.6	1.7	0.7	0.6	-0.5
281 & 282	Pembuatan jentera kegunaan umum dan kegunaan khas	0.6	1.2	-2.2	1.5	0.7	2.9	-0.7	0.7	0.8	0.9	1.3
28120 &	Pembuatan alat-alat kuasa bendalir	0.5	-2.1	2.3	21.8	1.7	-2.5	-1.2	1.0	4.9	0.3	0.7
28130	Pembuatan pam, pemampat, kepala paip dan injap lain	0.5	-2.1	2.3	21.8	1.7	-2.5	-1.2	1.0	4.9	0.3	0.7
28180 &	Pembuatan alatan tangan yang menggunakan kuasa dilengkapkan dengan motor elektrik atau bukan motor elektrik atau pneumatik	-0.2	0.2	-2.0	-3.2	0.7	0.6	-2.1	-1.2	3.6	0.5	1.6
28220	Pembuatan jentera pembentukan logam dan alatan mesin	-0.2	0.2	-2.0	-3.2	0.7	0.6	-2.1	-1.2	3.6	0.5	1.6
28192	Pembuatan mesin penyaman udara, termasuk untuk kenderaan bermotor	-2.8	-1.8	-4.2	0.7	7.7	-1.5	4.0	4.5	2.1	6.2	1.2
28290	Pembuatan lain-lain mesin bertujuan khas t.t.t.l. Industri lain	-0.2	-0.4	-4.6	1.9	3.4	-0.4	-5.9	0.2	2.3	1.6	1.3
		1.9	3.3	-2.0	1.2	-1.5	6.7	0.2	0.9	-1.6	0.1	1.3
291 (29101 & 29102)	Pembuatan kenderaan bermotor	0.6	-1.3	1.4	1.1	0.8	0.6	2.6	0.4	-3.2	0.2	0.9
292/ 29200	Pembuatan kerangka (<i>coachwork</i>) untuk kenderaan bermotor; pembuatan treler dan semi treler	-1.1	0.8	0.1	-1.0	2.6	3.5	2.5	3.6	3.2	0.2	3.7
293/ 29300	Pembuatan alat ganti dan aksesori untuk kenderaan bermotor	0.3	-0.5	0.0	1.1	1.6	0.7	-0.5	0.3	1.4	1.0	0.4
301 (30110 & 30120)	Pembinaan kapal dan bot	3.0	-7.3	5.1	-1.0	3.2	0.1	3.2	1.8	1.9	2.0	-0.3
302, 303, 304 & 309	Pembuatan lokomotif keretapi, <i>rolling stock</i> , kapal angkasa dan udara, jentera berkaitan, kenderaan tempur ketenteraan, dan kelengkapan pengangkutan t.t.t.l.	5.1	-4.7	0.9	0.4	4.6	-1.2	1.1	-1.8	1.9	3.4	0.8
30910	Pembuatan motosikal	5.7	-4.8	1.8	1.1	4.9	-3.2	2.1	-0.3	6.2	2.5	0.9
30920	Pembuatan basikal dan invalid carriages Industri lain	11.4	-12.7	-4.0	-0.5	6.4	3.7	0.4	-2.9	-6.5	6.8	-0.3
		3.1	-2.5	1.5	0.1	4.0	-0.8	0.5	-2.7	0.4	3.4	1.0
310	Pembuatan perabot	2.4	-4.6	7.5	-0.9	2.8	1.1	-1.0	-2.2	2.6	2.0	0.2
31001	Pembuatan perabot kayu dan rotan Industri lain	1.5	-5.5	9.9	0.0	3.3	1.6	-1.3	-2.8	2.4	2.5	-0.2
		5.0	-2.1	0.5	-3.6	1.0	-0.5	0.0	0.1	3.6	0.3	1.5
321 (32110 & 32120)	Pembuatan barang kemas, <i>bijouterie</i> dan artikel berkaitan	-3.5	-3.1	0.3	2.2	-1.2	-1.1	1.8	3.7	9.5	2.0	1.7
322, 325 & 329	Pembuatan instrumen muzik, peralatan dan bekalan perubatan dan pergigian dan pembuatan lain t.t.t.l.	5.3	-0.8	0.6	2.9	1.2	0.9	1.4	-0.01	-0.2	0.3	0.4
32901	Pembuatan alat tulis Industri lain	-1.4	-1.5	0.7	5.2	-3.1	0.2	2.2	-1.4	-2.1	-0.7	0.3
		7.6	-0.6	0.6	2.2	2.6	1.1	1.2	0.4	0.4	0.6	0.4
323/ 32300	Pembuatan barangan sukan	12.4	-3.3	-1.5	5.6	-2.0	-0.3	1.3	3.2	-5.1	0.9	-3.2
324/ 32400	Pembuatan permainan dan mainan	1.2	-3.8	2.2	1.1	1.8	2.1	7.9	-3.5	-3.8	0.0	3.1
331 & 332	Pembaikan pemasangan produk logam, jentera, kelengkapan dan pemasangan jentera perindustrian dan kelengkapan	2.8	-2.7	2.5	1.1	3.4	0.4	-2.7	1.1	3.0	2.6	-0.1
33150	Pembaikan dan penyelenggaraan kelengkapan pengangkutan kecuali motosikal dan basikal Industri lain	-2.1	-4.5	-0.6	-0.2	1.1	1.1	-1.7	4.0	5.7	2.4	-1.9
		3.9	-2.3	3.1	1.4	3.8	0.2	-2.9	0.5	2.5	2.6	0.2
Jumlah Pembuatan		1.6	-0.8	0.7	1.3	1.2	0.5	0.8	0.8	0.7	0.6	0.1

2022													2023			Group Description/Period
Mac	Apr.	Mei	Jun	Jul.	Ogo.	Sep.	Okt.	Nov.	Dis.	Jan.	Feb.	Mac				
-0.5	3.8	-0.6	2.0	-1.3	2.8	-0.4	0.0	-4.3	1.3	3.5	-1.0	0.4	Manufacture of optical instruments, photographic equipment, magnetic and optical media			
-0.3	-2.2	-0.2	0.4	1.5	2.5	0.7	0.2	-0.4	0.4	0.5	-0.5	0.3	Manufacture of electric motors, generators, transformers and electricity distribution and control apparatus			
-0.2	-2.9	0.5	-0.4	-0.3	0.3	1.3	-0.4	-1.4	0.5	2.3	-0.6	0.1	Manufacture of electric motors, generators and transformers			
-0.4	-1.6	-0.8	1.0	2.8	4.2	0.3	0.6	0.3	0.3	-0.9	-0.4	0.4	Manufacture of electricity distribution and control apparatus			
-0.3	-1.2	-3.3	2.6	-1.4	2.3	5.5	1.2	-3.6	0.6	0.02	-0.7	-0.1	Manufacture of batteries and accumulators			
0.6	0.4	1.1	0.1	-1.4	2.4	-1.1	0.3	1.7	-2.7	-0.5	2.0	-0.5	Manufacture of wiring and wiring devices			
5.9	1.0	1.7	0.4	3.4	1.7	1.0	-0.4	-9.1	-0.3	1.0	0.5	0.9	Manufacture of fibre optic cables			
0.3	0.5	1.3	0.1	-1.7	2.6	-1.3	0.4	2.3	-1.1	-1.1	2.2	-0.8	Manufacture of other electronic and electric wires and cables			
1.2	-0.3	-1.6	0.5	-0.3	0.2	0.0	-1.1	0.9	-24.3	7.9	0.0	2.2	Manufacture of current-carrying and non current-carrying wiring devices for electrical circuits regardless of material			
-1.5	0.3	0.5	3.3	4.3	-0.3	2.6	-0.8	-9.5	0.7	-1.5	-2.2	2.9	Manufacture of electric lighting equipment			
3.2	-1.4	-0.3	0.1	-1.8	1.0	-2.9	2.0	-3.7	0.9	0.4	0.2	4.5	Manufacture of domestic appliances			
1.8	-0.4	0.4	1.0	0.5	1.2	-3.2	0.5	1.2	-0.01	1.1	-0.3	-0.1	Manufacture of other electrical equipment			
-1.5	1.3	0.1	1.5	-0.6	0.2	-0.2	0.5	0.05	0.1	0.7	1.1	-1.0	Manufacture of general-purpose and special-purpose machinery			
0.7	-1.0	-1.0	-0.5	0.2	-0.5	-0.9	0.6	0.6	-0.3	4.7	0.9	-0.7	Manufacture of fluid power equipment			
0.7	-1.0	-1.0	-0.5	0.2	-0.5	-0.9	0.6	0.6	-0.3	4.7	0.9	-0.7	Manufacture of other pumps, compressors, taps and valves			
-1.3	0.3	0.0	0.2	-1.9	0.0	-0.2	-0.3	-0.5	-0.4	0.5	1.7	1.3	Manufacture of power-driven hand tools with self-contained electric or non-electric motor or pneumatic drives			
0.2	-1.1	-0.1	-0.4	2.1	1.1	0.8	0.2	2.2	2.0	2.7	1.3	-1.9	Manufacture of metal-forming machinery and machine tools			
0.5	0.6	-0.7	-0.3	-0.1	-1.6	-4.3	0.5	-1.2	1.0	1.0	1.4	-0.2	Manufacture of air-conditioning machines, including for motor vehicles			
-2.8	2.9	0.5	3.3	-0.8	0.5	0.5	1.0	0.03	-0.1	-0.3	0.8	-2.1	Manufacture of other special-purpose machinery			
-0.3	-1.4	-0.9	3.0	1.9	0.4	0.2	-0.1	0.1	0.4	-0.3	-2.3	-0.6	Other industry			
-0.3	-1.4	-0.9	3.0	1.9	0.4	0.2	-0.1	0.1	0.4	-0.3	-2.3	-0.6	Manufacture of motor vehicles			
-1.3	2.1	-0.3	1.6	-0.6	1.1	2.0	0.1	-1.2	4.8	0.3	4.3	-1.4	Manufacture of bodies (coachwork) for motor vehicles; manufacture of trailers and semi-trailers			
0.2	0.4	0.2	0.1	-0.3	-0.2	0.1	0.1	0.0	0.1	0.4	0.6	0.4	Manufacture of parts and accessories for motor vehicles			
1.4	-1.5	0.6	1.1	2.6	0.5	0.2	2.3	0.3	-0.8	3.0	0.2	-1.3	Building of ships and boats			
0.3	-0.7	-0.4	-0.1	-0.2	0.3	1.0	-1.2	-0.4	-0.2	1.5	-0.05	0.4	Manufacture of railway locomotives, rolling stock, air and spacecraft, related machinery, military fighting vehicles and transport equipment n.e.c			
1.5	-2.3	-1.5	0.5	-1.3	1.0	2.4	-0.5	0.2	0.0	2.8	1.0	2.3	Manufacture of motorcycles			
-0.1	0.9	1.7	1.1	0.2	-1.7	1.9	-0.1	-0.8	-1.9	-3.3	-2.1	-1.2	Manufacture of bicycles and invalid carriages			
-0.5	0.2	-0.1	-0.9	0.5	0.3	-0.4	-1.9	-0.8	-0.01	1.6	-0.4	-0.76	Other industry			
0.5	1.5	-0.7	0.3	-1.9	0.2	0.6	-0.3	-1.5	-0.3	2.2	0.04	0.4	Manufacture of furniture			
0.9	1.9	-0.6	0.3	-2.3	0.5	0.4	-0.5	-1.3	-1.1	1.9	-0.2	0.6	Manufacture of wooden and cane furniture			
-0.8	0.3	-0.9	0.1	-0.5	-0.8	1.3	0.2	-2.5	2.3	3.3	0.7	-0.4	Other industry			
-4.8	1.4	-0.1	-2.3	1.4	-0.4	0.9	1.1	2.5	0.1	7.3	2.2	-0.1	Manufacture of jewellery, bijouterie and related articles			
0.5	0.2	0.4	0.3	1.5	0.1	-0.2	-0.4	0.0	0.4	-0.3	-0.2	0.3	Manufacture of musical instruments, medical and dental instruments and supplies and other manufacturing n.e.c.			
-2.7	0.7	0.3	-0.8	1.9	0.1	0.1	-0.1	-2.2	0.9	0.4	-2.2	-0.3	Manufacture of stationery			
1.5	0.0	0.4	0.6	1.4	0.1	-0.3	-0.5	0.7	0.3	-0.5	0.4	0.5	Other industry			
0.3	0.4	0.6	-1.3	0.4	0.8	0.1	1.7	-1.3	2.8	-2.8	-3.8	1.5	Manufacture of sports goods			
-1.4	-2.1	1.9	2.3	5.5	0.4	1.9	-0.1	-1.1	-2.2	-2.3	-0.1	-1.5	Manufacture of games and toys			
0.9	0.5	0.6	-0.8	-0.4	-1.3	-1.0	1.2	-0.4	0.3	2.7	0.04	0.2	Repair of fabricated metal products, machinery and equipment and installation of industrial machinery and equipment			
0.6	0.9	-0.2	0.4	-1.5	-0.6	0.4	0.0	1.6	2.4	7.7	-0.2	-1.7	Repair and maintenance of transport equipment except motorcycles and bicycles			
1.0	0.5	0.7	-1.0	-0.2	-1.4	-1.2	1.4	-0.8	-0.1	1.7	0.1	0.6	Other industry			
0.5	0.2	0.2	0.1	0.1	0.4	0.3	0.2	0.3	0.3	0.3	0.3	0.1	Total Manufacturing			

Jadual **1.6a** : Gaji dan Upah yang Dibayar Sektor Pembuatan Mengikut Kumpulan
 Table : *Salaries and Wages Paid of Manufacturing Sector by Group*

Kod Kumpulan Group code	Keterangan Kumpulan/Tempoh	2021		2021				2022				2023	2022	2023
		2021	2022	Q1	Q2	Q3	Q4	Q1	Q2	Q3	Q4	Q1	(Jan. - Mac)	(Jan. - Mac)
101	Pemprosesan dan pengawetan daging	355	361	88	89	87	92	88	87	87	99	103	88	103
102	Pemprosesan dan pengawetan ikan, krustasea dan moluska	457	449	117	115	113	112	111	110	111	116	118	111	118
	10201 Pengetinan ikan, krustasea dan moluska & 10202 Pemprosesan dan pengawetan ikan, krustasea dan moluska	369	358	95	94	90	90	89	88	88	94	96	89	96
	Industri lain	87	91	22	21	22	22	22	22	24	22	22	22	22
103	Pemprosesan dan pengawetan buah-buahan dan sayur - sayuran	174	190	45	45	43	42	46	47	48	48	55	46	55
	10303 Pengetinan nanas & 10304 Pembuatan jem, marmalad dan sajian jeli	15	11	5	5	3	2	2	3	3	3	4	2	4
	Industri lain	160	179	40	40	40	40	44	45	45	45	51	44	51
104	Pembuatan minyak dan lemak daripada sayuran dan haiwan	2,773	2,958	681	691	685	716	721	727	736	774	782	721	782
	10404 Pembuatan minyak sayuran mentah dan bertapis & 10406 Pembuatan sebatian lemak masakan	204	218	51	51	51	51	52	55	56	55	55	52	55
	10405 Pembuatan minyak kelapa	96	93	28	26	21	21	24	25	23	22	26	24	26
	Industri lain	2,473	2,646	603	613	613	644	645	648	657	697	701	645	701
105	Pembuatan produk tenusu	804	875	198	204	200	202	221	227	217	211	225	221	225
	10502 Pembuatan susu pekat, tepung dan sejat	704	775	173	178	176	177	195	200	193	187	199	195	199
	Industri lain	99	100	25	26	24	24	26	27	23	24	25	26	25
106	Pembuatan produk bijian, kanji dan produk berkanji	366	370	93	91	91	92	93	92	92	91	96	93	96
	10611 Pengilangan beras	176	179	44	43	44	45	45	44	45	44	48	45	48
	10613 Pengilangan tepung	165	166	42	41	41	41	42	42	42	41	41	42	41
	Industri lain	25	25	6	6	6	6	6	6	6	6	7	6	7
107	Pembuatan produk makanan lain	3,799	4,170	932	939	944	985	1,011	1,028	1,043	1,088	1,094	1,011	1,094
	10711 Pembuatan biskut dan cookies	320	375	76	75	81	88	89	93	95	97	101	89	101
	10712 Pembuatan roti, kek dan produk bakeri lain	933	932	228	233	235	238	219	229	238	247	239	219	239
	10713 Pembuatan produk snek	204	232	50	52	51	52	55	58	59	60	62	55	62
	10721 Pembuatan gula	76	81	19	18	19	20	22	21	20	18	17	22	17
	10731 Pembuatan produk koko	82	93	19	21	20	22	24	23	22	23	23	24	23
	10732 Pembuatan coklat dan produk coklat & 10733 Pembuatan konfeksi gula	347	401	86	87	85	88	99	99	99	104	101	99	101
	10793 Pembuatan sos dan bahan perasa	363	369	87	85	91	100	92	91	90	96	100	92	100
	10799 Pembuatan produk makanan lain t.t.t.l.	381	481	92	95	93	100	114	116	120	132	135	114	135
	Industri lain	1,094	1,206	274	271	270	278	297	299	299	311	316	297	316
108/ 10800	Pembuatan makanan haiwan tersedia	1,045	1,061	257	256	260	272	262	260	261	278	281	262	281
110	Pembuatan minuman ringan	508	532	131	121	120	136	132	128	128	143	141	132	141
	11041 Pembuatan minuman ringan	342	373	86	81	81	94	90	89	90	104	101	90	101
	11042 Pengeluaran air mineral semulajadi dan minuman lain yang dibotolkan	128	127	33	32	30	32	34	31	30	31	32	34	32
	Industri lain	38	32	12	9	8	9	8	8	8	8	9	8	9
120/ 12000	Pembuatan produk tembakau	62	63	17	14	14	17	17	14	14	18	18	17	18
131	Pemintalan, penenunan dan penyiapan tekstil	328	353	82	81	79	87	87	86	88	92	84	87	84
	13110 Penyediaan dan pemintalan gentian tekstil & 13120 Penenunan tekstil	222	238	56	55	53	57	59	58	59	62	56	59	56
	13132 Pewarnaan, pelunturan, percetakan dan penyiapan akhir benang dan fabrik	98	107	24	23	24	27	26	27	27	27	25	26	25
	Industri lain	8	9	2	2	2	2	2	2	2	2	2	2	2
139	Pembuatan tekstil lain	329	319	81	81	82	84	79	78	80	83	88	79	88
	13910 Pembuatan fabrik dikait dan dikrusye	111	97	26	27	28	30	25	23	23	25	24	25	24
	Industri lain	218	222	55	54	54	55	54	55	57	57	65	54	65
141	Pembuatan pakaian, kecuali pakaian berbulu	838	887	217	200	198	223	225	212	213	238	238	225	238
	14102 Pembuatan pakaian	580	598	147	136	141	155	151	141	143	164	162	151	162
	Industri lain	258	289	70	64	57	67	74	71	70	74	76	74	76
142 & 143	Pembuatan artikel daripada kulit bulu dan pakaian yang dikait dan dikrusye	25	25	7	6	6	6	6	7	6	6	6	6	6
151 (15110 & 15120)	Penyamakan dan pembersihan kulit, pembuatan bagasi, beg tangan, pelana dan abah-abah pembersihan dan pewarnaan bulu	121	123	31	30	29	32	31	30	30	32	32	31	32
152	Pembuatan kasut	186	201	48	45	43	50	51	50	48	51	54	51	54
	15201 Pembuatan kasut kulit & 15203 Pembuatan kasut getah	133	145	34	32	31	36	37	36	35	37	39	37	39
	Industri lain	54	56	14	13	13	14	15	14	13	14	15	15	15
161/ 16100	Pengilangan dan pengetaman kayu	547	520	139	130	136	143	137	129	127	128	134	137	134

2022													2023			Group Description/Period
Jan.	Feb.	Mar.	Apr.	Mei	Jun	Jul.	Ogo.	Sep.	Okt.	Nov.	Dis.	Jan.	Feb.	Mar.		
31	29	28	29	29	29	29	29	30	30	33	37	36	34	33	Processing and preserving of meat	
38	36	36	37	37	37	37	37	37	39	39	39	40	39	39	Processing and preserving of fish, crustaceans and molluscs	
															<i>Canning of fish, crustaceans and molluscs</i>	
															<i>Processing, curing and preserving of fish, crustacean and molluscs</i>	
8	7	7	7	8	7	8	8	8	8	7	7	7	7	7	<i>Other industry</i>	
15	15	15	16	16	16	16	16	16	16	16	16	18	18	19	Processing and preserving of fruits and vegetable	
															<i>Pineapple canning</i>	
1	1	1	1	1	1	1	1	1	1	1	1	1	1	1	<i>Manufacture of jams, marmalades and table jellies</i>	
15	14	15	15	15	15	15	15	15	15	15	15	17	17	17	<i>Other industry</i>	
241	240	240	239	242	246	250	239	246	249	246	280	264	261	258	Manufacture of vegetable and animal oils and fats	
															<i>Manufacture of crude and refined vegetable oil</i>	
17	17	18	18	18	19	19	19	18	18	18	18	19	18	18	<i>Manufacture of compound cooking fats</i>	
8	8	8	8	8	8	8	8	8	7	7	7	9	9	9	<i>Manufacture of coconut oil</i>	
215	215	215	214	215	219	223	213	220	223	220	254	237	233	230	<i>Other industry</i>	
73	74	74	77	77	73	72	73	72	69	71	71	73	77	75	Manufacture of dairy products	
64	66	65	68	69	64	64	65	64	61	63	62	64	69	66	<i>Manufacture of condensed, powdered and evaporated milk</i>	
9	8	9	9	9	9	8	8	8	8	8	8	9	8	9	<i>Other industry</i>	
32	31	31	32	30	30	31	32	30	30	30	31	32	32	32	Manufacture of grain mill products, starches and starch products	
16	15	15	15	15	15	15	15	15	15	15	15	16	16	16	<i>Rice milling</i>	
14	14	14	14	14	14	14	15	13	13	13	14	14	14	14	<i>Flour milling</i>	
2	2	2	2	2	2	2	2	2	2	2	2	2	2	2	<i>Other industry</i>	
335	330	345	338	341	349	343	346	354	353	360	375	372	361	361	Manufacture of other food products	
30	29	30	30	31	32	31	32	32	32	33	33	34	33	33	<i>Manufacture of biscuits and cookies</i>	
73	72	73	74	77	77	76	77	85	82	83	82	82	79	77	<i>Manufacture of bread, cakes and other bakery products</i>	
19	17	18	18	19	20	20	20	20	20	21	20	21	21	21	<i>Manufacture of snack products</i>	
7	7	8	7	7	7	7	7	7	7	6	5	6	6	5	<i>Manufacture of sugar</i>	
8	8	8	9	7	7	7	7	8	8	8	8	7	8	8	<i>Manufacture of cocoa products</i>	
															<i>Manufacture of chocolate and chocolate products</i>	
31	32	36	32	33	34	33	33	32	33	33	38	34	33	34	<i>Manufacture of sugar confectionery</i>	
30	30	32	30	30	32	30	30	30	30	30	35	32	31	37	<i>Manufacture of sauces and condiments</i>	
37	38	39	38	38	39	39	39	41	42	45	45	48	44	43	<i>Manufacture of other food products n.e.c.</i>	
99	97	101	99	99	101	100	100	99	100	103	109	107	106	103	<i>Other industry</i>	
87	87	87	86	87	87	88	87	86	86	86	105	90	98	93	Manufacture of prepared animal feeds	
44	45	43	44	42	42	41	42	45	45	47	52	48	47	47	Manufacture of beverages	
30	31	29	30	30	29	29	29	32	32	34	38	34	33	33	<i>Manufacture of soft drinks</i>	
11	11	11	11	10	10	10	10	10	10	10	11	11	10	11	<i>Production of natural mineral waters and other bottled waters</i>	
3	3	3	3	2	3	3	3	3	3	3	3	3	3	3	<i>Other industry</i>	
5	6	6	5	5	5	5	5	5	5	5	7	6	6	6	Manufacture of tobacco products	
29	29	29	28	29	29	29	29	30	30	30	31	29	27	28	Spinning, weaving and finishing of textiles	
															<i>Preparation and spinning of textile fibres</i>	
20	20	20	19	19	19	19	19	20	20	21	21	20	18	19	<i>Weaving of textiles</i>	
9	9	9	9	9	9	9	9	9	9	9	10	9	9	8	<i>Dyeing, bleaching, printing and finishing of yarns and fabrics</i>	
1	1	1	1	1	1	1	1	1	1	1	1	1	1	1	<i>Other industry</i>	
27	26	26	26	26	26	27	27	27	27	28	28	30	29	30	Manufacture of other textiles	
9	9	8	8	8	8	8	8	8	8	9	9	8	8	8	<i>Manufacture of knitted and crocheted fabrics</i>	
18	17	18	18	18	18	19	19	19	19	19	19	22	21	22	<i>Other industry</i>	
79	73	73	72	72	67	70	70	72	72	79	87	83	77	78	Manufacture of wearing apparel, except fur apparel	
53	49	49	48	48	45	47	47	49	49	53	62	58	52	52	<i>Manufacture of clothings</i>	
25	25	24	24	24	22	23	23	24	23	25	26	26	25	26	<i>Other industry</i>	
2	2	2	2	2	2	2	2	2	2	2	2	2	2	2	Manufacture of articles of fur, knitted and crocheted apparel	
															<i>Tanning and dressing of leather; manufacture of luggage, handbags, saddlery and harness; dressing and dyeing of fur</i>	
11	10	10	10	10	10	9	10	11	11	11	11	11	11	11		
17	17	17	17	17	16	15	16	17	17	17	18	18	18	18	Manufacture of footwear	
															<i>Manufacture of leather footwear</i>	
12	12	12	12	12	12	11	12	12	12	12	13	13	13	13	<i>Manufacture of rubber footwear</i>	
5	5	5	5	5	4	4	4	5	5	5	5	5	5	5	<i>Other industry</i>	
46	47	44	44	43	43	42	42	43	43	42	43	44	45	44	Sawmilling and planning of wood	

Jadual **1.6a** : Gaji dan Upah yang Dibayar Sektor Pembuatan Mengikut Kumpulan
Table : *Salaries and Wages Paid of Manufacturing Sector by Group*

Kod Kumpulan Group code	Keterangan Kumpulan/Tempoh	2021		2021				2022				2023	2022	2023
		2021	2022	Q1	Q2	Q3	Q4	Q1	Q2	Q3	Q4	Q1	(Jan. - Mac)	(Jan. - Mac)
162	Pembuatan produk daripada kayu, gabus, jerami dan bahan jalinan lain	1,913	2,064	466	456	480	511	514	504	516	530	544	514	544
16211	Pembuatan kepingan venier dan papan lapis	934	1,008	221	214	238	260	248	239	255	265	255	248	255
16212	Pembuatan papan partikel dan papan gentian	251	299	59	61	62	70	76	76	74	74	82	76	82
16221	Pertukangan kayu untuk jurubina	407	428	103	102	101	100	107	106	106	109	122	107	122
	Industri lain	321	329	83	79	79	81	83	83	80	83	85	83	85
170	Pembuatan kertas dan produk kertas	2,018	2,100	505	502	495	517	524	516	520	541	548	524	548
17010	Pembuatan pulpa, kertas dan kertas tebal	271	304	64	65	67	75	74	76	77	77	67	74	67
17020	Pembuatan kertas gelugur dan kertas tebal dan bekas daripada kertas dan kertas tebal	805	836	200	205	196	203	200	205	211	220	226	200	226
17091	Pembuatan sampul surat dan kad surat	59	54	14	15	15	15	13	13	13	14	13	13	13
17092	Pembuatan kertas kegunaan rumah dan pembersih peribadi	345	374	86	88	85	87	98	93	90	94	108	98	108
17093	Pembuatan kertas bergam atau pelekat yang berjalur atau bergulung dan label dan kertas dinding	308	270	83	72	75	78	73	65	64	68	63	73	63
	Industri lain	230	263	57	58	56	59	65	64	64	69	70	65	70
181 & 182	Percetakan, aktiviti perkhidmatan berkaitan percetakan dan penerbitan semula media rakaman	2,153	2,242	559	549	507	538	567	559	542	575	594	567	594
18110	Percetakan	1,807	1,892	466	463	426	452	474	475	458	486	498	474	498
18120 & 18200	Aktiviti perkhidmatan berkaitan percetakan & Penerbitan semula media rakaman	346	350	94	86	81	86	93	84	84	88	96	93	96
192 (19201 & 19202)	Pembuatan produk petroleum bertapis	2,326	2,363	617	522	565	621	629	532	577	625	677	629	677
201	Pembuatan kimia asas, baja dan sebatian nitrogen, plastik dan getah sintetik dalam bentuk primer	3,062	3,205	763	746	787	765	799	787	807	812	863	799	863
20111	Pembuatan gas perindustrian atau perubatan bukan organik dalam bentuk cecair atau mampat	226	296	55	55	57	59	73	73	76	74	90	73	90
20112 & 20113	Pembuatan kimia organik asas & Pembuatan sebatian bukan organik	1,560	1,670	383	374	410	392	413	403	427	426	451	413	451
20121 & 20129	Pembuatan baja & Pembuatan produk campuran nitrogen	343	310	91	86	87	78	82	76	75	77	76	82	76
20131	Pembuatan plastik dalam bentuk primer	831	811	208	204	208	211	203	206	199	204	216	203	216
	Industri lain	102	118	26	26	25	25	28	29	30	30	31	28	31
202 & 203	Pembuatan produk kimia lain dan serat buatan manusia	2,616	2,626	699	642	611	663	686	635	638	667	688	686	688
20210	Pembuatan racun perosak dan produk agrokimia lain	240	258	63	61	59	57	67	66	61	64	71	67	71
20221	Pembuatan cat, varnis dan penyadur dan mastik	340	361	91	81	82	86	98	85	85	93	106	98	106
20222	Pembuatan dakwat cetak	279	236	79	69	64	66	63	58	57	58	54	63	54
20231 & 20232	Pembuatan sabun dan bahan pencuci, penyediaan membersih dan mengilat & Pembuatan pewangi dan penyediaan dandanan diri	902	844	255	221	208	218	230	198	202	215	236	230	236
20291 & 20292 & 20299	Pembuatan plat fotografi, filem, sensitized paper dan other sensitized unexposed materials & Pembuatan dakwat menulis dan melukis & Pembuatan produk kimia lain t.t.t.l.	821	891	203	201	189	228	219	219	224	229	210	219	210
	Industri lain	34	37	9	9	8	8	9	9	9	9	9	9	9
210	Pembuatan produk farmaseutikal, kimia perubatan dan botani	717	789	165	180	183	189	180	196	202	211	188	180	188
21001	Pembuatan bahan aktif ubat-ubatan untuk digunakan oleh bidang farmakologi dalam pembuatan ubat-ubatan	574	629	133	145	144	152	143	156	160	171	149	143	149
	Industri lain	143	159	32	35	39	36	37	40	43	40	39	37	39
221	Pembuatan produk getah	4,095	4,094	919	1,060	1,112	1,003	938	1,063	1,089	1,003	943	938	943
22111	Pembuatan tayar getah untuk kenderaan	353	382	80	94	93	87	81	97	104	99	115	81	115
22112	Pembuatan bunga tayar yang boleh ditukar ganti dan tayar celup	88	103	21	23	22	23	23	26	27	27	29	23	29
22191 & 22193	Pembuatan produk lain daripada getah asli atau sintetik, tidak divulkan, divulkan atau dikeraskan & Pengilangan semula getah dan prosesan susu getah	682	737	166	174	177	165	172	185	196	184	182	172	182
22192 & 22199	Pembuatan sarung tangan getah & Pembuatan produk getah lain yang t.t.t.l.	2,238	2,160	444	588	654	551	484	576	584	516	444	484	444
		732	712	208	181	167	177	179	178	178	177	173	179	173
222	Pembuatan produk plastik	7,528	7,892	1,853	1,970	1,846	1,860	1,847	2,013	2,013	2,019	1,996	1,847	1,996
22201 & 22202	Pembuatan produk plastik separa siap & Pembuatan produk plastik siap	2,636	2,724	644	693	646	652	624	691	688	720	712	624	712
22203 & 22204	Pembuatan artikel plastik untuk pembungkusan barangan & Pembuatan barangan plastik jurubina	1,591	1,847	373	425	395	398	402	471	472	502	550	402	550
22205	Pembuatan pinggan mangkuk, peralatan dapur dan tandas daripada plastik	96	101	25	26	22	23	25	26	25	26	29	25	29
22209	Pembuatan pelbagai produk plastik t.t.t.l.	570	598	141	143	141	144	148	151	153	146	145	148	145
		2,635	2,622	669	683	641	642	649	674	674	624	560	649	560
231 (23101 & 23102 & 23109)	Pembuatan kaca dan produk kaca	747	890	174	185	182	206	210	215	224	241	230	210	230

2022													2023			Group Description/Period
Jan.	Feb.	Mar.	Apr.	Mei	Jun	Jul.	Ogo.	Sep.	Okt.	Nov.	Dis.	Jan.	Feb.	Mar.		
174	170	169	168	170	167	171	172	173	174	175	181	181	182	180	Manufacture of products of wood, cork, straw and plaiting materials	
84	82	81	79	81	79	83	86	87	87	89	90	84	86	85	Manufacture of veneer sheets and plywood	
25	25	25	26	25	25	25	25	24	24	24	25	28	27	27	Manufacture of particle board and fibreboard	
36	36	35	36	36	35	36	35	35	36	34	38	41	41	40	Manufacture of builders' carpentry	
29	27	27	28	28	27	27	27	27	27	28	27	28	28	29	Other industry	
173	177	174	172	171	173	171	173	176	177	178	187	180	186	182	Manufacture of paper and paper products	
25	25	25	24	25	26	26	26	25	26	26	25	21	24	22	Manufacture of pulp, paper and paperboard	
69	65	65	68	68	69	68	71	72	72	73	75	76	75	75	Manufacture of corrugated paper and paperboard and of containers of paper and paperboard	
5	4	4	4	4	4	4	4	5	5	4	5	4	4	4	Manufacture of envelopes and letter-card	
28	36	34	33	30	30	30	29	30	30	29	34	33	38	37	Manufacture of household and personal hygiene paper	
24	25	24	22	21	22	21	21	22	23	23	23	21	21	21	Manufacture of gummed or adhesive paper in strips or rolls and labels and wall paper	
22	21	21	21	22	21	22	22	21	21	22	26	24	23	23	Other industry	
194	185	188	184	188	187	182	182	177	183	190	202	204	193	197	Printing, service activities related to printing and reproduction of recorded media	
162	154	158	156	159	159	154	154	150	155	160	171	170	162	166	Printing	
32	31	30	28	28	28	28	28	27	28	30	31	33	31	31	Service activities related to printing	
															Reproduction of recorded media	
199	198	231	173	173	186	185	187	206	204	195	226	216	212	249	Manufacture of refined petroleum products	
259	263	277	262	256	269	273	268	266	267	265	279	282	279	302	Manufacture of basic chemicals, fertilizer and nitrogen compounds, plastics and synthetic rubber in primary forms	
24	24	24	24	23	25	25	26	25	26	24	24	26	31	33	Manufacture of liquefied or compressed inorganic industrial or medical gases	
136	137	140	133	130	141	144	142	141	142	137	147	150	146	155	Manufacture of basic organic chemicals	
															Manufacture of inorganic compounds	
25	27	30	25	25	25	26	25	25	25	25	28	26	24	26	Manufacture of fertilizers	
65	65	72	70	68	68	68	66	65	65	69	70	69	69	78	Manufacture of associated nitrogen products	
9	10	10	10	10	10	10	10	10	10	10	10	11	10	10	Manufacture of plastics in primary forms	
															Other industry	
229	226	231	217	210	209	216	213	210	210	211	246	227	232	229	Manufacture of other chemical products and man-made fibres	
22	20	25	24	21	21	21	19	21	21	21	21	22	22	27	Manufacture of pesticides and other agrochemical products	
35	31	32	30	27	28	29	28	28	29	29	35	34	38	33	Manufacture of paints, varnishes and similar coatings ink and mastics	
21	21	21	20	19	19	19	19	19	19	19	20	18	18	18	Manufacture of printing ink	
72	79	79	67	65	66	66	68	67	66	67	83	74	83	79	Manufacture of soap and detergents, cleaning and polishing preparations	
															Manufacture of perfumes and toilet preparations	
75	72	72	72	74	73	78	75	71	72	72	85	75	68	68	Manufacture of photographic plates, films, sensitized paper and other sensitized unexposed materials	
															Manufacture of writing and drawing ink	
3	3	3	3	3	3	3	3	3	3	3	3	3	3	3	Manufacture of other chemical products n.e.c.	
															Other industry	
61	60	60	67	64	65	66	68	68	69	66	76	65	61	62	Manufacture of pharmaceuticals, medicinal chemical and botanical products	
49	47	47	54	51	51	52	54	54	56	52	62	52	48	49	Manufacture of medicinal active substances to be used for their pharmacological properties in the manufacture of medicaments	
12	13	12	14	13	13	14	14	14	13	14	13	13	13	13	Other industry	
320	308	310	324	353	385	369	368	352	338	338	327	309	315	319	Manufacture of rubber products	
28	24	29	29	34	34	34	36	34	33	34	33	40	39	36	Manufacture of rubber tyres for vehicles	
8	7	9	9	9	9	9	9	9	9	9	9	9	9	11	Manufacture of interchangeable tyre treads and retreading rubber tyres	
56	56	59	61	61	63	64	65	66	61	61	63	59	59	64	Manufacture of other products of natural or synthetic rubber, unvulcanized, vulcanized or hardened	
168	160	156	165	192	219	204	197	183	176	177	163	143	153	148	Manufacture of rubber gloves	
61	60	58	61	57	60	59	61	59	59	58	60	57	56	60	Manufacture of other rubber products n.e.c.	
607	600	641	665	684	664	661	677	674	670	658	692	672	652	671	Manufacture of plastics products	
203	205	216	227	242	222	224	235	230	233	233	254	244	246	222	Manufacture of semi-manufactures of plastic products	
131	121	150	156	160	155	156	159	156	166	165	172	179	166	205	Manufacture of finished plastic products	
8	8	8	9	9	8	8	8	8	9	8	9	9	9	10	Manufacture of plastic articles for the packing of goods	
48	49	51	51	50	50	50	51	52	50	47	49	48	48	49	Manufacture of builders' plastics ware	
216	217	216	223	223	228	223	223	228	212	204	209	192	183	185	Manufacture of plastic tableware, kitchenware and toilet articles	
															Manufacture of diverse plastic products n.e.c.	
72	68	69	69	74	71	73	73	79	78	79	84	81	75	74	Manufacture of glass and glass products	

Jadual Table **1.6a** : Gaji dan Upah yang Dibayar Sektor Pembuatan Mengikut Kumpulan
 : *Salaries and Wages Paid of Manufacturing Sector by Group*

Kod Kumpulan Group code	Keterangan Kumpulan/Tempoh			2021				2022				2023	2022	2023
		2021	2022	Q1	Q2	Q3	Q4	Q1	Q2	Q3	Q4	Q1	(Jan. - Mac)	(Jan. - Mac)
239	Pembuatan pengeluaran galian bukan logam t.t.t.l.	3,592	3,717	904	903	873	911	913	931	927	946	914	913	914
23911 & 23921	Pembuatan mortar refraktori dan konkrit & Pembuatan seramik bukan refraktori	365	311	94	93	92	85	74	78	79	81	75	74	75
23930	Pembuatan produk porselin dan seramik lain	159	170	42	39	38	40	44	43	42	41	37	44	37
23941	Pembuatan simen hidrolik	287	278	72	76	68	71	69	70	68	71	73	69	73
23951	Pembuatan konkrit dan mortar siap bancuh dan bancuhan kering	686	738	170	171	168	176	181	185	187	185	175	181	175
23952 & 23953 & 23959	Pembuatan konkrit pratuangan, simen atau artikel batu buatan yang digunakan dalam pembinaan; Pembuatan komponen struktur pasang siap untuk bangunan atau kejuruteraan awam dari simen, batu atau konkrit buatan & Pembuatan artikel konkrit, simen dan plaster lain t.t.t.l.	1,253	1,279	318	313	306	316	316	319	320	324	319	316	319
23990	Pembuatan produk mineral bukan logam lain t.t.t.l. Industri lain	484	539	121	115	115	132	133	132	131	142	141	133	141
		359	402	87	95	86	91	96	104	100	103	95	96	95
241 (24101 & 24102 & 24103 & 24104 & 24109)	Pembuatan besi dan keluli asas	2,210	2,368	581	531	516	582	621	592	558	597	631	621	631
242 (24201 & 24202 & 24209)	Pembuatan logam asas berharga dan logam bukan ferus lain	1,423	1,396	356	354	343	371	365	336	336	358	394	365	394
243	Pengacuan logam	415	416	107	101	100	106	107	101	102	106	103	107	103
251 & 252	Pembuatan produk struktur logam, tangki, takungan, penjana wap, senjata dan peluru	1,632	1,643	426	396	395	415	414	403	403	423	431	414	431
25113 & 25119	Pembuatan pintu, tingkap dan bingkai, penutup tingkap dan pintu pagar daripada logam & Pembuatan produk struktur logam lain	880	841	240	216	207	217	214	205	203	218	226	214	226
25120	Pembuatan tangki, takungan dan kontena daripada logam Industri lain	557	609	132	130	143	152	152	149	153	155	154	152	154
		195	193	54	50	45	47	48	48	47	50	51	48	51
259	Pembuatan lain-lain produk yang direka daripada logam; aktiviti perkhidmatan kerja logam	3,841	3,982	977	923	925	1,016	1,021	976	970	1,016	1,063	1,021	1,063
25910	Tempaan, tekanan, hentakan dan bentuk gelekkan logam; serbuk metalurgi	768	754	194	189	187	197	194	188	183	189	185	194	185
25920	Rawatan dan penyalutan logam; menggunakan mesin	502	509	131	127	116	128	132	130	121	126	128	132	128
25991	Pembuatan tin untuk produk makanan dan minuman, tiub dan kotak boleh dilipat	419	476	106	95	100	119	112	109	119	136	134	112	134
25992 & 25993	Pembuatan kabel, plaited bands (jalur/pita berpintal) dan artikel seumpamanya daripada logam & Pembuatan bolt, skru, nat dan produk uliran seumpamanya	893	1,020	217	198	218	260	264	243	250	263	277	264	277
25994	Pembuatan barangan rumah daripada logam	70	65	19	19	16	16	16	17	17	16	16	16	16
25999	Pembuatan produk lain yang direka daripada logam t.t.t.l. Industri lain	927	973	240	231	224	232	247	244	240	243	272	247	272
		261	185	70	64	63	65	56	45	41	43	50	56	50
261	Pembuatan komponen dan papan elektronik	11,848	12,261	3,043	2,944	2,803	3,058	3,183	3,024	2,923	3,130	3,230	3,183	3,230
26101 & 26102	Pembuatan diod, transistor dan alatan semikonduktor yang seumpamanya & Pembuatan litar elektronik bersepadu dengan pemasangan mikro	7,743	7,883	1,939	1,944	1,866	1,994	2,026	1,972	1,891	1,993	2,051	2,026	2,051
26103 & 26104 & 26105	Pembuatan kapasitor dan perintang elektrik & Pembuatan papan litar bercetak & Pembuatan komponen paparan	3,638	3,901	976	883	829	951	1,033	930	918	1,020	1,056	1,033	1,056
26109	Pembuatan komponen lain untuk aplikasi elektronik	466	477	128	117	108	113	124	122	114	117	123	124	123
262 (26201 & 26202)	Pembuatan komputer dan kelengkapan peranti	2,839	3,001	720	671	695	753	741	739	733	788	748	741	748
263/ 26300	Pembuatan peralatan komunikasi	665	789	152	171	159	182	194	196	187	211	211	194	211
264/ 26400	Pembuatan peralatan elektronik pengguna	1,140	1,341	281	272	275	312	329	327	343	342	329	329	329
265	Pembuatan kelengkapan mengukur, menguji, memandu arah dan kawalan; jam tangan dan jam	1,693	2,450	409	401	413	470	521	583	634	712	629	521	629
26511 & 26512	Pembuatan kelengkapan mengukur, menguji, memandu arah dan kawalan & Pembuatan kelengkapan kawalan proses perindustrian	1,535	2,275	371	362	375	427	477	542	591	666	582	477	582
26520	Pembuatan jam tangan dan jam dan bahagiannya	157	175	38	39	38	43	44	41	44	46	47	44	47
266/ 26600	Pembuatan peralatan penyinaran, perubatan elektro dan elektroterapeutik	705	736	162	187	185	170	179	186	184	187	192	179	192

2022													2023			Group Description/Period
Jan.	Feb.	Mac	Apr.	Mei	Jun	Jul.	Ogo.	Sep.	Okt.	Nov.	Dis.	Jan.	Feb.	Mac		
305	298	309	309	311	311	310	306	311	313	313	321	312	298	305	Manufacture of non-metallic mineral products n.e.c.	
															Manufacture of refractory mortars and concretes	
24	24	26	25	27	26	27	26	26	26	26	28	25	24	26	Manufacture of non-refractory ceramic	
14	15	14	14	15	15	14	14	14	14	14	14	15	11	11	Manufacture of other porcelain and ceramic products	
25	22	22	23	24	23	23	22	23	23	23	25	26	24	24	Manufacture of hydraulic cement	
60	58	63	63	61	62	62	63	62	63	59	62	59	58	58	Manufacture of ready-mix and dry-mix concrete and mortars	
															Manufacture of precast concrete, cement or artificial stone articles for use in construction	
106	105	106	105	107	108	109	105	106	106	112	106	109	103	107	Manufacture of prefabricated structural components for building or civil engineering of cement, concrete or artificial stone	
															Manufacture of other articles of concrete, cement and plaster n.e.c.	
45	44	44	41	46	45	43	43	45	46	45	51	46	47	47	Manufacture of other non-metallic mineral products n.e.c.	
31	31	34	39	33	32	33	33	34	34	34	35	32	31	32	Other industry	
208	203	210	202	197	194	184	184	190	190	191	216	215	207	208	Manufacture of basic iron and steel	
126	124	114	110	114	111	110	112	114	116	116	126	131	135	128	Manufacture of basic precious and other non-ferrous metals	
36	36	36	34	34	33	34	34	35	35	35	36	36	33	34	Casting of metals	
142	136	135	134	136	132	135	132	137	138	141	144	144	143	144	Manufacture of structural metal products, tanks, reservoirs, steam generators, weapons and ammunition	
															Manufacture of metal doors, windows and their frames, shutters and gates	
75	70	69	69	70	66	67	65	71	70	72	76	75	75	77	Manufacture of other structural metal products	
51	51	50	49	50	50	51	51	51	52	52	51	52	51	51	Manufacture of tanks, reservoirs and containers of metal	
16	16	16	16	16	16	16	16	15	16	17	17	17	17	17	Other industry	
347	337	336	322	329	325	320	323	326	329	332	355	354	358	351	Manufacture of other fabricated metal products; metal working service activities	
															Forging, pressing, stamping and roll-forming of metal; powder metallurgy	
65	65	64	63	64	61	60	62	61	61	60	68	63	62	60	Treatment and coating of metals; machining	
44	45	43	42	44	44	41	40	40	40	41	45	43	44	42	Manufacture of tins and cans for food products, collapsible tubes and boxes	
38	37	38	36	36	37	37	39	43	43	46	47	46	45	44	Manufacture of metal cable, plaited bands and similar articles	
															Manufacture of bolts, screws, nuts and similar threaded products	
90	87	87	76	84	83	84	83	83	86	86	91	90	94	93	Manufacture of metal household articles	
5	5	5	5	6	6	6	6	5	5	5	5	5	5	5	Manufacture of any other fabricated metal products n.e.c.	
84	81	82	81	82	80	79	81	80	80	79	83	93	91	89	Other industry	
22	17	17	18	13	13	13	14	14	14	14	16	15	18	18	Manufacture of electronic components and boards	
1,058	1,099	1,027	1,015	1,007	1,002	958	963	1,001	997	990	1,144	1,055	1,103	1,073	Manufacture of diodes, transistors and similar semiconductor devices	
															Manufacture of electronic integrated circuits micro assemblies	
677	689	661	656	650	667	623	627	642	639	631	723	668	688	695	Manufacture of electrical capacitors and resistors	
															Manufacture of printed circuit boards	
340	370	323	317	316	297	298	299	321	320	321	379	346	374	336	Manufacture of display components	
															Manufacture of other components for electronic applications	
41	40	43	42	41	38	38	38	38	38	38	41	41	41	42		
250	241	251	243	249	248	235	239	259	255	243	290	252	259	237	Manufacture of computers and peripheral equipment	
65	64	65	73	61	62	61	64	62	62	77	72	72	69	70	Manufacture of communication equipment	
115	109	106	108	107	111	107	120	115	115	115	113	113	104	112	Manufacture of consumer electronics	
165	168	188	179	193	211	202	214	218	221	234	257	200	208	222	Manufacture of measuring, testing, navigating and control equipment; watches and clocks	
															Manufacture of measuring, testing, navigating and control equipment	
149	154	174	166	179	197	188	200	203	206	219	241	184	193	206	Manufacture of industrial process control equipment	
16	14	14	13	14	14	14	15	15	15	15	16	16	15	15	Manufacture of watches and clocks and parts	
58	58	62	61	62	63	62	61	61	60	59	68	63	66	64	Manufacture of irradiation, electromedical and electrotherapeutic equipment	

Jadual Table **1.6a** : Gaji dan Upah yang Dibayar Sektor Pembuatan Mengikut Kumpulan
: *Salaries and Wages Paid of Manufacturing Sector by Group*

Kod Kumpulan Group code	Keterangan Kumpulan/Tempoh	2021		2021				2022				2023	2022	2023
		2021	2022	Q1	Q2	Q3	Q4	Q1	Q2	Q3	Q4	Q1	(Jan. - Mac)	(Jan. - Mac)
267 (26701 & 26702) & 268 (26800)	Pembuatan peralatan optikal, kelengkapan fotografi, media magnetik dan optikal	395	500	104	96	93	102	121	130	125	124	124	121	124
271	Pembuatan motor elektrik, penjana, transformer dan perkakasan pengagihan dan pengawalan elektrik	1,298	1,246	338	294	321	345	328	289	313	317	322	328	322
27101	Pembuatan motor elektrik, penjana dan transformer	450	474	100	109	120	122	113	118	123	120	116	113	116
27102	Pembuatan perkakasan pengagihan dan pengawalan elektrik	847	772	238	185	201	223	215	171	190	196	207	215	207
272/ 27200	Pembuatan bateri dan akumulator	438	481	97	105	120	116	117	114	121	129	135	117	135
273	Pembuatan pendawaian dan peranti pendawaian	1,003	1,133	244	239	249	272	273	273	292	295	278	273	278
27310	Pembuatan kabel gentian optikal	67	84	12	13	17	25	18	18	22	24	21	18	21
27320	Pembuatan wayar dan kabel elektronik dan elektrik lain	898	1,011	223	216	222	237	244	245	260	261	250	244	250
27330	Pembuatan alatan pendawaian pembawa dan bukan pembawa arus untuk litar elektrik (tanpa mengira jenis bahan)	38	39	9	9	10	10	11	10	10	9	8	11	8
274/ 27400	Pembuatan kelengkapan pencahayaan elektrik	221	248	46	52	61	61	62	55	64	66	61	62	61
275/ 27500	Pembuatan perkakasan domestik	574	436	181	149	128	116	124	118	105	89	94	124	94
279/ 27900	Pembuatan kelengkapan elektrik lain	299	395	70	72	73	84	89	91	99	115	116	89	116
281 & 282	Pembuatan jentera kegunaan umum dan kegunaan khas	4,292	4,424	1,110	1,039	1,032	1,112	1,123	1,070	1,083	1,149	1,148	1,123	1,148
28120 & 28130	Pembuatan alat-alat kuasa bendalir & Pembuatan pam, pemampat, kepala paip dan injap lain	340	348	87	81	81	90	84	83	87	94	85	84	85
28180 & 28220	Pembuatan alatan tangan yang menggunakan kuasa dilengkapkan dengan motor elektrik atau bukan motor elektrik atau pneumatik & Pembuatan jentera pembentukan logam dan alatan mesin	918	919	235	214	220	249	229	220	229	242	221	229	221
28192	Pembuatan mesin penyaman udara, termasuk untuk kenderaan bermotor	689	743	174	167	175	173	180	172	189	202	185	180	185
28290	Pembuatan lain-lain mesin bertujuan khas t.t.t.l. Industri lain	554	525	145	137	129	144	149	129	117	130	142	149	142
28192 & 28290		1,790	1,889	468	440	427	456	482	466	461	480	515	482	515
291 (29101 & 29102)	Pembuatan kenderaan bermotor	1,057	1,152	257	261	252	287	286	290	281	295	270	286	270
292/ 29200	Pembuatan kerangka (coachwork) untuk kenderaan bermotor; pembuatan treler dan semi treler	283	344	66	71	71	75	77	87	89	92	97	77	97
293/ 29300	Pembuatan alat ganti dan aksesori untuk kenderaan bermotor	2,071	2,030	542	526	481	523	509	512	492	517	511	509	511
301 (30110 & 30120)	Pembinaan kapal dan bot	285	281	80	72	66	67	74	70	67	69	77	74	77
302, 303, 304 & 309	Pembuatan lokomotif keretapi, rolling stock, kapal angkasa dan udara, jentera berkaitan, kenderaan tempur ketenteraan, dan kelengkapan pengangkutan t.t.t.l.	810	861	208	205	194	204	215	219	214	213	220	215	220
30910	Pembuatan motosikal	482	534	120	122	116	125	134	139	134	128	133	134	133
30920	Pembuatan basikal dan invalid carriages Industri lain	132	121	37	34	31	30	30	29	30	32	31	30	31
30920		195	206	51	49	46	49	51	51	50	54	56	51	56
310	Pembuatan perabot	2,425	2,556	617	578	586	643	658	629	622	647	683	658	683
31001	Pembuatan perabot kayu dan rotan Industri lain	1,852	2,025	466	436	450	501	517	493	497	519	553	517	553
31001		573	530	151	142	136	143	141	136	126	128	130	141	130
321 (32110 & 32120)	Pembuatan barang kemas, bijouterie dan artikel berkaitan	250	261	66	60	57	67	68	63	62	69	67	68	67
322, 325 & 329	Pembuatan instrumen muzik, peralatan dan bekalan perubatan dan pergigian dan pembuatan lain t.t.t.l.	721	732	183	177	177	184	185	180	184	183	179	185	179
32901	Pembuatan alat tulis Industri lain	151	153	38	37	37	39	39	39	38	37	37	39	37
32901		570	579	146	140	140	145	146	141	145	146	142	146	142
323/ 32300	Pembuatan barangan sukan	71	71	18	17	17	18	18	17	17	19	19	18	19
324/ 32400	Pembuatan permainan dan mainan	184	236	34	36	52	62	54	54	63	65	63	54	63
331 & 332	Pembaikan pemasangan produk logam, jentera, kelengkapan dan pemasangan jentera perindustrian dan kelengkapan	1,260	1,319	322	309	298	330	334	331	312	342	359	334	359
33150	Pembaikan dan penyelenggaraan kelengkapan pengangkutan kecuali motosikal dan basikal Industri lain	268	275	71	65	64	67	69	68	63	76	80	69	80
33150		992	1,043	251	244	234	264	265	263	249	267	279	265	279
Jumlah Pembuatan		89,830	94,528	22,584	22,162	21,904	23,180	23,513	23,318	23,364	24,332	24,517	23,513	24,517

2022												2023			Group Description/Period
Jan.	Feb.	Mac	Apr.	Mei	Jun	Jul.	Ogo.	Sep.	Okt.	Nov.	Dis.	Jan.	Feb.	Mac	
35	35	50	43	42	45	43	41	40	40	39	45	41	40	44	Manufacture of optical instruments, photographic equipment, magnetic and optical media
115	110	102	90	98	101	103	106	104	102	101	113	111	104	107	Manufacture of electric motors, generators, transformers and electricity distribution and control apparatus
40	37	36	37	40	41	41	42	41	41	39	40	42	37	36	<i>Manufacture of electric motors, generators and transformers</i>
75	74	67	53	58	60	62	64	63	61	62	73	69	67	70	<i>Manufacture of electricity distribution and control apparatus</i>
39	40	38	36	39	38	39	41	41	42	43	45	43	46	45	Manufacture of batteries and accumulators
93	91	89	86	93	94	95	98	98	100	94	100	95	94	89	Manufacture of wiring and wiring devices
6	6	6	6	6	6	7	7	8	8	8	9	7	7	7	<i>Manufacture of fibre optic cables</i>
83	81	80	77	83	85	85	88	87	89	83	88	85	85	80	<i>Manufacture of other electronic and electric wires and cables</i>
															<i>Manufacture of current-carrying and non current-carrying wiring devices for electrical circuits regardless of material</i>
3	4	3	3	3	3	3	3	3	3	3	2	3	3	3	
23	21	18	17	18	21	21	22	22	21	22	23	22	21	18	Manufacture of electric lighting equipment
42	41	40	33	43	43	39	36	31	30	29	30	30	32	31	Manufacture of domestic appliances
30	29	30	30	30	31	31	31	37	36	36	43	40	39	37	Manufacture of other electrical equipment
386	383	354	359	359	351	353	363	366	372	366	411	393	384	371	Manufacture of general-purpose and special-purpose machinery
															<i>Manufacture of fluid power equipment</i>
29	27	28	28	28	27	28	29	29	30	29	36	28	28	28	<i>Manufacture of other pumps, compressors, taps and valves</i>
															<i>Manufacture of power-driven hand tools with self-contained electric or non-electric motor or pneumatic drives</i>
77	81	70	73	74	73	74	77	78	81	78	82	75	72	75	<i>Manufacture of metal-forming machinery and machine tools</i>
57	60	63	57	58	58	61	65	63	62	64	75	60	63	61	<i>Manufacture of air-conditioning machines, including for motor vehicles</i>
53	53	43	46	42	41	39	39	39	41	41	49	49	49	44	<i>Manufacture of other special-purpose machinery n.e.c.</i>
171	161	150	156	158	152	152	153	157	158	154	169	181	172	162	<i>Other industry</i>
96	98	91	97	97	97	92	97	92	94	93	109	92	93	85	Manufacture of motor vehicles
24	25	28	29	29	29	29	29	31	30	30	32	33	33	30	Manufacture of bodies (coachwork) for motor vehicles; manufacture of trailers and semi-trailers
169	173	168	174	168	170	162	163	167	167	168	182	166	171	174	Manufacture of parts and accessories for motor vehicles
23	23	28	24	23	23	22	22	23	23	23	23	24	24	29	Building of ships and boats
69	72	74	73	74	72	71	70	73	73	70	71	72	74	74	Manufacture of railway locomotives, rolling stock, air and spacecraft, related machinery, military fighting vehicles and transport equipment n.e.c
43	44	47	46	47	45	44	44	45	45	41	42	43	45	45	<i>Manufacture of motorcycles</i>
10	10	10	10	10	10	10	10	10	10	11	11	10	10	11	<i>Manufacture of bicycles and invalid carriages</i>
17	18	17	17	17	17	17	16	17	17	18	18	19	18	19	<i>Other industry</i>
222	218	217	211	212	205	203	204	214	213	213	221	233	225	224	Manufacture of furniture
175	171	171	165	167	161	161	163	172	171	171	177	190	182	181	<i>Manufacture of wooden and cane furniture</i>
48	47	46	46	46	44	42	42	42	42	42	44	44	43	43	<i>Other industry</i>
24	23	21	21	21	21	21	21	21	21	21	27	23	22	22	Manufacture of jewellery, bijouterie and related articles
62	62	61	60	60	61	60	62	62	60	60	63	61	60	58	Manufacture of musical instruments, medical and dental instruments and supplies and other manufacturing n.e.c.
13	13	13	13	13	13	13	13	12	12	12	12	12	13	12	<i>Manufacture of stationery</i>
49	49	48	47	47	48	47	49	50	48	48	50	49	47	46	<i>Other industry</i>
6	6	6	6	6	6	6	6	6	6	6	6	6	6	6	Manufacture of sports goods
18	18	18	18	18	19	20	21	22	20	21	24	21	21	22	Manufacture of games and toys
111	110	113	115	110	106	104	103	104	110	114	119	119	120	120	Repair of fabricated metal products, machinery and equipment and installation of industrial machinery and equipment
22	23	24	24	22	22	20	21	22	22	26	27	26	28	26	<i>Repair and maintenance of transport equipment except motorcycles and bicycles</i>
89	87	89	91	87	84	84	82	82	87	88	91	93	92	93	<i>Other industry</i>
7,865	7,805	7,843	7,715	7,787	7,816	7,709	7,771	7,885	7,881	7,890	8,562	8,183	8,164	8,170	Total Manufacturing

Jadual Table **1.6b** : Gaji dan Upah yang Dibayar Sektor Pembuatan Mengikut Kumpulan: Perubahan Peratusan Tahunan
 : *Salaries and Wages Paid of Manufacturing Sector by Group: Annual Percentage Change*

Kod Kumpulan Group code	Keterangan Kumpulan/Tempoh			2021				2022				2022	2022	2023
		2021	2022	Q1	Q2	Q3	Q4	Q1	Q2	Q3	Q4	Q1	(Jan. - Mac)	(Jan. - Mac)
101	Pemprosesan dan pengawetan daging	3.6	1.8	-4.6	8.1	7.0	4.8	-0.4	-2.2	1.0	8.3	17.2	-0.4	17.2
102	Pemprosesan dan pengawetan ikan, krustasea dan moluska	2.8	-1.7	7.5	9.1	-1.4	-3.3	-5.1	-4.3	-1.1	3.8	6.0	-5.1	6.0
	10201 Pengetinan ikan, krustasea dan moluska													
	& 10202 Pemprosesan dan pengawetan ikan, krustasea dan moluska	2.4	-3.0	8.2	8.8	-1.8	-4.9	-6.6	-6.4	-2.8	4.3	8.3	-6.6	8.3
	Industri lain	4.6	3.6	4.5	10.5	0.5	3.7	1.6	5.0	6.0	1.7	-3.0	1.6	-3.0
103	Pemprosesan dan pengawetan buah-buahan dan sayur - sayuran	4.5	8.8	9.7	5.2	3.6	-0.3	3.1	5.3	11.8	15.6	18.5	3.1	18.5
	10303 Pengetinan nanas													
	& 10304 Pembuatan jem, marmalad dan sajian jeli	-17.2	-25.2	12.8	3.4	-33.2	-47.4	-46.9	-41.9	-6.6	24.4	56.6	-46.9	56.6
	Industri lain	7.1	12.0	9.3	5.4	8.4	5.5	8.9	10.7	13.3	15.1	16.4	8.9	16.4
104	Pembuatan minyak dan lemak daripada sayuran dan haiwan	-0.1	6.6	-4.0	-0.3	-0.3	4.5	5.8	5.2	7.4	8.0	8.5	5.8	8.5
	10404 Pembuatan minyak sayuran mentah dan bertapis													
	& 10406 Pembuatan sebatian lemak masakan	5.6	6.9	0.1	13.8	5.8	3.5	3.2	7.2	10.0	7.0	5.5	3.2	5.5
	10405 Pembuatan minyak kelapa	-19.0	-2.9	-18.8	-10.3	-25.3	-22.3	-15.3	-6.2	9.5	5.4	11.5	-15.3	11.5
	Industri lain	0.4	7.0	-3.5	-0.9	0.3	5.7	7.0	5.6	7.1	8.2	8.7	7.0	8.7
105	Pembuatan produk tenusu	9.9	8.9	3.3	14.7	19.2	3.9	11.4	11.0	8.5	4.5	1.8	11.4	1.8
	10502 Pembuatan susu pekat, tepung dan sejat	11.7	10.0	4.3	17.1	22.9	4.8	12.5	12.3	10.2	5.1	2.3	12.5	2.3
	Industri lain	-1.7	0.8	-3.6	1.0	-2.0	-2.5	3.9	2.3	-3.4	0.0	-1.6	3.9	-1.6
106	Pembuatan produk bijian, kanji dan produk berkanji	5.3	1.0	3.6	11.9	4.1	2.2	0.7	1.9	1.6	-0.2	2.7	0.7	2.7
	10611 Pengilangan beras	1.9	1.3	-1.7	-1.3	4.4	6.6	2.6	3.2	0.7	-1.2	6.0	2.6	6.0
	10613 Pengilangan tepung	8.8	0.7	9.5	30.2	3.1	-2.6	-1.2	1.6	2.9	-0.3	-0.7	-1.2	-0.7
	Industri lain	7.3	0.6	4.9	10.0	9.2	5.2	0.04	-4.6	-0.5	7.7	1.7	0.0	1.7
107	Pembuatan produk makanan lain	2.6	9.8	-1.2	-0.2	1.7	10.2	8.5	9.5	10.5	10.5	8.2	8.5	8.2
	10711 Pembuatan biskut dan cookies	6.0	17.0	5.2	0.2	4.9	13.6	17.1	23.3	18.0	10.8	12.6	17.1	12.6
	10712 Pembuatan roti, kek dan produk bakeri lain	-6.8	-0.1	-12.2	-9.9	-5.3	0.8	-3.9	-1.8	1.3	3.7	9.1	-3.9	9.1
	10713 Pembuatan produk snek	7.4	13.5	1.5	9.1	8.8	10.6	9.8	10.6	16.6	16.9	12.3	9.8	12.3
	10721 Pembuatan gula	-9.9	7.3	-26.5	-14.5	2.3	7.0	16.0	14.0	7.5	-7.4	-22.0	16.0	-22.0
	10731 Pembuatan produk koko	-16.2	13.2	-31.0	-23.9	-18.3	21.8	27.8	9.3	10.3	7.1	-4.8	27.8	-4.8
	10732 Pembuatan coklat dan produk coklat													
	& 10733 Pembuatan konfeksi gula	-1.6	15.6	-9.0	-4.4	-0.1	8.7	14.7	13.4	16.5	17.7	2.4	14.7	2.4
	10793 Pembuatan sos dan bahan perasa	4.8	1.6	-1.7	-2.2	2.6	21.7	5.2	7.2	-0.4	-4.5	9.1	5.2	9.1
	10799 Pembuatan produk makanan lain t.t.t.l.	17.7	26.4	17.2	19.1	11.4	23.3	23.7	21.3	28.6	31.4	18.9	23.7	18.9
	Industri lain	8.6	10.3	11.5	7.9	5.2	9.8	8.3	10.2	10.7	12.0	6.4	8.3	6.4
108/ 10800	Pembuatan makanan haiwan tersedia	3.3	1.5	-2.2	4.8	6.6	4.4	1.8	1.6	0.5	2.2	7.2	1.8	7.2
110	Pembuatan minuman ringan	-5.4	4.8	-16.6	-0.05	-2.8	0.5	1.0	5.5	6.8	5.8	6.9	1.0	6.9
	11041 Pembuatan minuman ringan	-3.4	9.0	-14.2	1.3	-1.2	2.5	4.9	10.1	10.6	10.6	11.9	4.9	11.9
	11042 Pengeluaran air mineral semulajadi dan minuman lain yang dibotolkan	-0.3	-0.8	-13.3	10.5	1.7	4.0	0.8	-1.2	0.2	-3.0	-5.5	0.8	-5.5
	Industri lain	-30.6	-15.2	-36.9	-31.8	-26.6	-23.4	-26.8	-12.5	-6.1	-11.5	3.3	-26.8	3.3
120/ 12000	Pembuatan produk tembakau	-2.4	2.6	-18.7	16.7	1.7	0.4	0.8	1.8	3.9	3.9	4.5	0.8	4.5
131	Pemintalan, penenunan dan penyiapan tekstil	-2.2	7.8	-8.4	2.2	-5.4	3.6	6.6	7.1	11.9	5.7	-4.4	6.6	-4.4
	13110 Penyediaan dan pemintalan gentian tekstil													
	& 13120 Penenunan tekstil	-0.4	7.2	-3.9	8.7	-6.7	1.4	5.5	4.0	11.6	8.0	-4.9	5.5	-4.9
	13132 Pewarnaan, pelunturan, percetakan dan penyiapan akhir benang dan fabrik	-6.5	9.5	-17.5	-13.4	-1.7	9.3	10.0	14.4	13.4	1.3	-3.6	10.0	-3.6
	Industri lain	3.9	1.5	-8.1	79.7	-12.8	-5.2	-0.3	5.8	2.7	-2.0	-1.0	-0.3	-1.0
139	Pembuatan tekstil lain	1.0	-2.9	-1.1	4.5	-1.3	2.2	-3.2	-3.8	-2.8	-1.7	12.3	-3.2	12.3
	13910 Pembuatan fabrik dikait dan dikrusye	-4.1	-12.6	-15.1	1.5	-4.7	3.1	-4.0	-14.0	-16.9	-14.7	-5.4	-4.0	-5.4
	Industri lain	3.8	2.0	7.3	6.0	0.5	1.7	-2.8	1.3	4.5	5.3	20.5	-2.8	20.5
141	Pembuatan pakaian, kecuali pakaian berbulu	-15.7	5.9	-26.9	-17.2	-13.0	-2.0	3.8	5.8	7.4	6.8	6.0	3.8	6.0
	14102 Pembuatan pakaian	-19.4	3.2	-35.1	-23.0	-11.1	-0.8	2.4	3.4	1.4	5.3	7.7	2.4	7.7
	Industri lain	-6.0	12.1	-0.2	-1.4	-17.3	-4.7	6.9	10.7	22.2	10.4	2.7	6.9	2.7
142 & 143	Pembuatan artikel daripada kulit bulu dan pakaian yang dikait dan dikrusye	-16.1	1.9	-22.6	-9.6	-17.4	-13.3	-3.8	2.7	10.3	-0.3	-5.5	-3.8	-5.5
151 (15110 & 15120)	Penyamakan dan pembersihan kulit, pembuatan bagasi, beg tangan, pelana dan abah-abah pembersihan dan pewarnaan bulu	-0.3	1.5	-10.0	14.3	-2.9	0.7	-0.5	-0.9	5.6	2.0	4.3	-0.5	4.3
152	Pembuatan kasut	-2.3	7.6	-13.7	4.5	-2.3	4.8	5.9	9.6	11.8	3.6	6.0	5.9	6.0
	15201 Pembuatan kasut kulit													
	& 15203 Pembuatan kasut getah	-2.1	9.1	-14.2	5.4	-2.8	6.1	6.9	12.0	14.8	3.8	5.8	6.9	5.8
	Industri lain	-3.0	3.7	-12.7	2.3	-1.0	1.6	3.5	4.0	4.7	2.8	6.6	3.5	6.6
161/ 16100	Pengilangan dan pengetaman kayu	-1.3	-5.0	2.6	4.3	-6.1	-5.0	-1.5	-0.5	-7.0	-10.4	-2.2	-1.5	-2.2

2022												2023			Group Description/Period
Jan.	Feb.	Mar.	Apr.	Mei	Jun	Jul.	Ogo.	Sep.	Okt.	Nov.	Dis.	Jan.	Feb.	Mar.	
4.6	-1.0	-4.8	-4.1	-1.3	-1.1	0.01	1.4	1.6	3.3	3.5	17.7	16.1	17.3	18.5	Processing and preserving of meat
-4.9	-4.4	-5.9	-4.5	-5.0	-3.3	-3.0	-0.1	-0.1	3.7	4.9	2.9	3.6	7.2	7.3	Processing and preserving of fish, crustaceans and molluscs Canning of fish, crustaceans and molluscs
-6.2	-5.8	-7.9	-6.4	-7.7	-5.0	-4.7	-1.3	-2.4	2.8	5.5	4.7	5.7	8.8	10.4	Processing, curing and preserving of fish, crustacean and molluscs
0.4	1.5	2.9	3.5	7.1	4.5	4.2	4.5	9.6	7.3	2.3	-4.5	-5.0	0.9	-4.7	Other industry
2.1	3.5	3.7	3.7	6.3	6.1	7.3	14.6	13.9	15.6	16.3	14.9	15.3	19.7	20.6	Processing and preserving of fruits and vegetable Pineapple canning
-51.1	-45.6	-43.8	-44.7	-41.5	-39.7	-36.8	24.4	21.3	21.3	27.3	24.7	48.8	50.8	70.3	Manufacture of jams, marmalades and table jellies
8.4	9.5	8.8	8.9	11.7	11.4	12.4	14.1	13.5	15.3	15.7	14.3	13.5	17.8	17.8	Other industry
6.4	6.5	4.5	2.9	4.9	8.0	5.4	12.4	4.8	6.2	6.8	10.9	9.8	8.5	7.3	Manufacture of vegetable and animal oils and fats Manufacture of crude and refined vegetable oil
3.0	3.5	3.1	3.6	7.1	11.1	14.5	8.4	7.3	5.5	7.9	7.7	6.8	5.1	4.7	Manufacture of compound cooking fats
-15.6	-14.0	-16.3	-13.6	-12.6	11.3	11.1	12.3	5.3	5.2	4.7	6.4	14.0	10.5	10.2	Manufacture of coconut oil
7.7	7.7	5.6	3.6	5.5	7.6	4.5	12.8	4.6	6.3	6.8	11.3	10.0	8.7	7.4	Other industry
11.7	12.2	10.4	11.3	12.6	9.0	9.0	8.7	7.9	4.5	9.8	-0.3	-0.3	4.1	1.6	Manufacture of dairy products Manufacture of condensed, powdered and evaporated milk
12.6	13.4	11.4	12.6	14.3	9.9	10.2	10.3	10.0	5.2	11.1	-0.3	-0.2	4.9	2.1	Other industry
5.2	3.1	3.3	2.5	1.2	3.3	-0.2	-3.1	-6.8	-0.5	0.4	0.2	-0.7	-2.2	-1.8	Other industry
1.7	-0.2	0.6	3.9	0.3	1.5	1.8	5.6	-2.6	-2.1	0.2	1.2	0.5	4.4	3.2	Manufacture of grain mill products, starches and starch products
3.7	1.9	2.1	3.7	1.1	5.0	2.2	3.4	-3.4	-3.1	-1.1	0.7	-0.5	9.2	9.5	Rice milling
-0.3	-2.6	-0.6	4.9	0.3	-0.4	2.6	8.6	-2.6	-2.1	0.8	0.5	0.1	0.3	-2.5	Flour milling
0.4	1.4	-1.7	-0.6	-4.6	-8.7	-6.3	2.0	3.6	5.7	6.8	10.5	10.5	-2.6	-3.2	Other industry
8.3	7.3	9.9	7.1	8.4	13.1	11.4	11.4	8.7	8.4	9.2	13.7	10.8	9.3	4.7	Manufacture of other food products Manufacture of biscuits and cookies
17.6	16.0	17.5	20.6	22.9	26.4	19.3	19.5	15.5	10.9	9.8	11.6	12.6	15.1	10.2	Manufacture of bread, cakes and other bakery products
-1.6	-5.2	-4.8	-3.3	-2.2	0.2	-1.0	-0.9	5.7	1.4	1.5	8.4	12.6	9.4	5.4	Manufacture of snack products
13.4	7.8	8.2	6.4	8.6	16.9	18.1	16.3	15.3	15.2	19.3	16.4	6.2	19.1	12.4	Manufacture of sugar
4.4	19.2	25.3	12.6	16.9	12.4	6.8	9.7	6.1	13.5	-7.2	-26.5	-15.6	-17.9	-31.4	Manufacture of cocoa products
35.0	20.3	28.6	6.6	10.9	11.3	12.4	12.5	6.5	7.6	10.2	3.6	-8.9	2.8	-7.6	Manufacture of chocolate and chocolate products
10.0	12.6	21.0	10.7	11.7	17.9	19.0	19.5	11.3	12.1	12.4	28.5	8.4	6.3	-6.4	Manufacture of sugar confectionery
4.1	3.1	8.6	2.6	4.3	15.1	12.7	4.5	-14.4	-8.3	-10.0	4.7	5.3	3.6	18.0	Manufacture of sauces and condiments
22.6	23.5	25.1	17.8	18.1	28.4	23.8	29.6	32.6	33.5	34.5	26.8	29.2	15.3	12.4	Manufacture of other food products n.e.c.
7.4	7.8	9.8	8.4	9.8	12.4	11.5	12.4	8.4	8.5	11.9	15.6	8.9	8.7	1.7	Other industry
2.1	1.7	1.5	1.1	1.7	2.1	-3.2	3.2	1.7	1.4	1.5	3.5	3.3	11.7	6.6	Manufacture of prepared animal feeds
-0.04	2.0	1.2	2.5	5.6	8.9	8.8	7.0	4.8	5.1	4.7	7.5	7.9	4.0	9.0	Manufacture of beverages Manufacture of soft drinks
2.5	4.7	7.6	9.3	9.6	11.5	10.2	12.3	9.5	9.2	9.7	12.5	13.5	8.2	14.1	Production of natural mineral waters and other bottled waters
2.4	2.9	-2.6	-3.8	-1.1	1.7	4.5	-2.0	-1.8	-1.2	-4.4	-3.2	-5.8	-7.6	-3.0	Other industry
-26.1	-21.9	-32.2	-29.3	-9.6	10.7	11.3	-9.2	-16.2	-13.0	-14.1	-7.8	3.3	3.6	2.9	Other industry
1.3	0.9	0.3	0.5	0.2	4.8	4.9	4.6	2.3	2.6	4.4	4.6	3.8	4.1	5.6	Manufacture of tobacco products
6.0	6.4	7.5	5.8	5.6	9.9	9.1	12.7	14.1	9.7	4.9	2.7	-1.2	-7.4	-4.6	Spinning, weaving and finishing of textiles Preparation and spinning of textile fibres
3.5	5.4	7.5	4.4	1.7	6.1	4.7	14.6	16.1	11.3	7.0	6.0	0.7	-10.6	-4.8	Weaving of textiles
12.5	9.3	8.2	9.4	15.5	18.6	18.7	10.6	11.3	7.4	0.8	-3.4	-4.6	-1.2	-4.9	Dyeing, bleaching, printing and finishing of yarns and fabrics
-0.1	-0.002	-0.7	1.2	2.5	15.6	28.7	-8.3	-5.2	-1.6	0.4	-4.8	-10.0	4.0	3.2	Other industry
-1.2	-2.5	-5.9	-4.6	-4.7	-2.2	-0.8	-4.5	-3.2	-3.2	-0.5	-1.5	9.9	11.5	15.6	Manufacture of other textiles Manufacture of knitted and crocheted fabrics
-1.3	-1.0	-9.8	-10.5	-15.5	-15.8	-15.1	-18.4	-17.0	-17.5	-12.1	-14.5	-7.3	-7.7	-0.9	Other industry
-1.2	-3.3	-4.0	-1.8	0.8	5.1	6.7	2.8	4.0	4.5	5.8	5.5	18.0	20.9	22.8	Manufacture of wearing apparel, except fur
3.3	4.2	4.1	2.9	2.4	13.2	6.5	6.2	9.5	9.2	5.8	5.9	6.1	5.7	6.3	Manufacture of clothings
1.8	2.7	2.7	1.1	-1.3	12.1	0.6	-0.2	3.8	4.1	4.2	7.3	8.2	7.6	7.3	Other industry
6.5	7.2	7.0	6.7	10.7	15.5	21.0	22.1	23.6	21.5	9.4	2.7	1.8	2.0	4.2	Manufacture of articles of fur, knitted and crocheted apparel
-1.1	-6.9	-3.6	-4.1	2.2	10.5	8.5	13.7	9.1	10.4	-4.2	-5.4	-8.4	-3.3	-4.3	Tanning and dressing of leather; manufacture of luggage, handbags, saddlery and harness; dressing and dyeing of fur
1.9	-1.3	-2.1	-2.7	-2.2	2.5	6.8	6.4	3.9	0.8	0.6	4.6	3.0	4.1	6.0	Manufacture of footwear
3.4	7.4	7.1	6.9	8.8	13.6	14.6	10.0	11.1	4.3	3.0	3.4	5.0	7.0	6.1	Manufacture of leather footwear
3.7	9.0	8.3	8.2	11.9	16.4	18.9	11.5	14.5	4.5	2.6	4.4	4.4	6.7	6.3	Manufacture of rubber footwear
2.7	3.5	4.1	3.9	1.4	6.9	4.8	6.5	3.0	3.9	4.0	0.6	6.5	7.8	5.6	Other industry
-1.3	-1.8	-1.5	-2.3	-1.7	2.6	-5.4	-5.7	-9.6	-9.9	-10.3	-11.1	-3.5	-2.5	-0.5	Sawmilling and planning of wood

Jadual Table **1.6b** : Gaji dan Upah yang Dibayar Sektor Pembuatan Mengikut Kumpulan: Perubahan Peratusan Tahunan
 : Salaries and Wages Paid of Manufacturing Sector by Group: Annual Percentage Change

Kod Kumpulan Group code	Keterangan Kumpulan/Tempoh	2021	2022	2021				2022				2022	2022	2023
				Q1	Q2	Q3	Q4	Q1	Q2	Q3	Q4	Q1	(Jan. - Mac)	(Jan. - Mac)
162	Pembuatan produk daripada kayu, gabus, jerami dan bahan jalinan lain	2.4	7.9	-8.2	2.2	3.5	13.4	10.2	10.7	7.4	3.7	5.9	10.2	5.9
16211	Pembuatan kepingan venier dan papan lapis	-3.2	7.9	-18.0	-8.3	0.3	16.4	12.1	11.8	7.3	1.8	3.0	12.1	3.0
16212	Pembuatan papan partikel dan papan gentian	5.7	19.0	-11.4	5.8	9.2	22.2	28.5	25.0	19.1	5.9	8.2	28.5	8.2
16221	Pertukangan kayu untuk jurubina	15.9	5.3	23.7	24.4	8.2	9.1	3.5	4.0	4.8	8.7	14.3	3.5	14.3
	Industri lain	1.7	2.5	-6.2	7.8	3.2	3.4	0.8	5.6	1.8	1.8	1.9	0.8	1.9
170	Pembuatan kertas dan produk kertas	0.7	4.1	-4.7	7.6	0.7	4.3	3.7	2.9	5.1	4.6	4.7	3.7	4.7
17010	Pembuatan pulpa, kertas dan kertas tebal	-1.9	12.1	-14.9	-5.1	-0.4	15.1	16.4	17.1	14.2	2.1	-9.5	16.4	-9.5
17020	Pembuatan kertas gelugur dan kertas tebal dan bekas daripada kertas dan kertas tebal	0.9	3.9	-5.2	7.7	-0.5	2.8	-0.1	-0.1	7.7	8.2	12.9	-0.1	12.9
17091	Pembuatan sampul surat dan kad surat	1.5	-8.9	-8.7	-0.03	9.2	6.9	-6.2	-11.4	-10.2	-7.7	-1.7	-6.2	-1.7
17092	Pembuatan kertas kegunaan rumah dan pembersih peribadi	2.3	8.3	-0.2	6.7	0.8	1.9	13.0	6.0	6.3	7.9	10.9	13.0	10.9
17093	Pembuatan kertas bergam atau pelekat yang berjalur atau bergulung dan label dan kertas dinding	-12.8	-12.4	-12.1	-18.7	-11.4	-9.1	-11.7	-9.2	-15.6	-12.9	-13.5	-11.7	-13.5
	Industri lain	27.3	14.3	21.7	37.5	28.2	23.1	14.1	11.5	15.1	16.6	8.0	14.1	8.0
181 & 182	Percetakan, aktiviti perkhidmatan berkaitan percetakan dan penerbitan semula media rakaman	-0.8	4.2	-4.1	2.3	-2.8	1.8	1.3	1.9	6.9	6.8	4.8	1.3	4.8
18110	Percetakan	-0.5	4.7	-4.2	2.8	-2.3	2.1	1.7	2.5	7.4	7.5	5.1	1.7	5.1
18120	Aktiviti perkhidmatan berkaitan percetakan &	-2.4	1.2	-3.6	-0.7	-5.1	-0.1	-0.6	-1.5	4.1	3.2	2.8	-0.6	2.8
18200	Penerbitan semula media rakaman													
192 (19201 & 19202)	Pembuatan produk petroleum bertapis	1.9	1.6	-3.1	6.4	5.2	0.6	1.9	1.9	2.1	0.7	7.7	1.9	7.7
201	Pembuatan kimia asas, baja dan sebatian nitrogen, plastik dan getah sintetik dalam bentuk primer	-2.2	4.7	-21.5	4.8	9.0	5.5	4.7	5.4	2.6	6.1	8.0	4.7	8.0
20111	Pembuatan gas perindustrian atau perubatan bukan organik dalam bentuk cecair atau mampat	-9.0	31.2	-47.6	19.0	16.7	22.1	32.9	31.4	34.3	26.3	23.0	32.9	23.0
20112 & 20113	Pembuatan kimia organik asas	3.1	7.0	-7.1	-1.4	14.2	8.2	7.8	7.7	4.0	8.6	9.0	7.8	9.0
20121 & 20129	Pembuatan sebatian bukan organik	-17.1	-9.5	-44.8	12.8	-2.3	-5.3	-10.5	-12.1	-13.3	-1.2	-6.8	-10.5	-6.8
20121 & 20129	Pembuatan baja													
20129	Pembuatan produk campuran nitrogen													
20131	Pembuatan plastik dalam bentuk primer	-3.4	-2.3	-21.2	9.5	2.7	1.6	-2.3	0.7	-4.4	-3.3	6.4	-2.3	6.4
	Industri lain	7.7	15.0	1.5	14.5	12.4	3.6	9.9	12.0	19.1	19.1	9.0	9.9	9.0
202 & 203	Pembuatan produk kimia lain dan serat buatan manusia	3.1	0.4	11.5	6.6	-4.4	-0.8	-1.9	-1.0	4.5	0.5	0.3	-1.9	0.3
20210	Pembuatan racun perosak dan produk agrokimia lain	31.5	7.7	49.3	34.2	23.8	20.7	6.3	9.2	2.8	12.8	6.8	6.3	6.8
20221	Pembuatan cat, varnis dan penyadur dan mastik	2.9	6.2	6.7	2.2	-0.5	3.0	8.1	4.3	4.6	7.6	7.7	8.1	7.7
20222	Pembuatan dakwat cetak	-6.4	-15.5	21.7	-11.5	-15.2	-16.1	-20.7	-15.9	-11.8	-12.3	-13.1	-20.7	-13.1
20231 & 20232	Pembuatan sabun dan bahan pencuci, penyediaan membersihkan dan mengilap	-3.3	-6.4	1.7	9.8	-10.0	-12.7	-9.9	-10.6	-3.0	-1.4	2.9	-9.9	2.9
20291 & 20292 & 20299	Pembuatan pewangi dan penyediaan dandanan diri													
20291 & 20292 & 20299	Pembuatan plat fotografi, filem, sensitized paper dan other sensitized unexposed materials													
20292 & 20299	Pembuatan dakwat menulis dan melukis	8.0	8.5	15.6	6.3	-2.5	13.3	8.1	9.1	18.3	0.2	-4.0	8.1	-4.0
20299	Pembuatan produk kimia lain t.t.t.l.													
	Industri lain	-0.8	6.2	-1.3	-2.1	0.5	-0.4	3.2	7.2	10.4	4.2	2.6	3.2	2.6
210	Pembuatan produk farmaseutikal, kimia perubatan dan botani	13.7	10.0	14.6	14.8	13.9	11.9	8.8	8.6	10.3	11.8	4.6	8.8	4.6
21001	Pembuatan bahan aktif ubat-ubatan untuk digunakan oleh bidang farmakologi dalam pembuatan ubat-ubatan	12.1	9.6	13.1	13.5	10.3	11.5	7.5	7.7	11.0	11.9	3.9	7.5	3.9
	Industri lain	20.9	11.3	21.1	20.6	29.0	13.5	14.3	12.4	8.0	11.4	7.1	14.3	7.1
221	Pembuatan produk getah	8.9	0.0	7.3	11.5	14.3	2.3	2.1	0.2	-2.1	0.0	0.5	2.1	0.5
22111	Pembuatan tayar getah untuk kenderaan	-2.2	8.0	-14.2	5.0	0.4	0.7	1.7	3.4	12.3	14.1	41.6	1.7	41.6
22112	Pembuatan bunga tayar yang boleh ditukar ganti dan tayar celup	14.7	16.1	19.1	21.0	8.1	11.6	8.0	14.7	22.3	19.3	25.3	8.0	25.3
22191 & 22193	Pembuatan produk lain daripada getah asli atau sintetik, tidak divulkan, divulkan atau dikeraskan	15.2	8.0	25.6	22.2	11.6	3.8	3.3	6.3	10.8	11.6	6.3	3.3	6.3
22193	Pengilangan semula getah dan prosesan susu getah													
22192	Pembuatan sarung tangan getah	15.6	-3.5	7.1	15.7	30.3	8.0	8.9	-2.1	-10.7	-6.4	-8.2	8.9	-8.2
22199	Pembuatan produk getah lain yang t.t.t.l.	-7.8	-2.7	4.5	-5.5	-16.8	-13.3	-13.9	-1.5	7.0	-0.1	-3.1	-13.9	-3.1
222	Pembuatan produk plastik	6.5	4.8	15.9	11.5	-0.5	0.7	-0.3	2.2	9.1	8.6	8.0	-0.3	8.0
22201 & 22202	Pembuatan produk plastik separa siap	1.3	3.3	8.7	4.8	-3.8	-3.6	-3.1	-0.3	6.5	10.4	14.0	-3.1	14.0
22202	Pembuatan produk plastik siap													
22203	Pembuatan artikel plastik untuk pembungkusan barangan	13.0	16.0	18.6	19.5	5.2	9.7	7.8	10.7	19.4	26.2	36.8	7.8	36.8
22204	Pembuatan barangan plastik jurubina	2.6	5.4	9.5	13.2	-8.4	-3.3	-3.6	-0.3	15.2	12.4	16.9	-3.6	16.9
22205	Pembuatan pinggan mangkuk, peralatan dapur dan barangan tandas daripada plastik	13.1	4.9	34.0	14.6	1.6	7.2	4.6	5.4	8.5	1.3	-1.7	4.6	-1.7
22209	Pembuatan pelbagai produk plastik t.t.t.l.	7.2	-0.5	18.9	13.4	-0.6	-1.0	-2.9	-1.2	5.2	-2.8	-13.7	-2.9	-13.7
231 (23101 & 23102 & 23109)	Pembuatan kaca dan produk kaca	12.3	19.1	-2.9	10.9	14.4	28.8	20.5	15.8	23.3	17.0	9.5	20.5	9.5

2022												2023			Group Description/Period
Jan.	Feb.	Mar.	Apr.	Mei	Jun	Jul.	Ogo.	Sep.	Okt.	Nov.	Dis.	Jan.	Feb.	Mar.	
10.3	11.0	9.5	9.7	10.6	11.9	10.3	9.0	3.1	3.4	3.3	4.5	4.1	7.2	6.5	Manufacture of products of wood, cork, straw and plaiting materials
12.8	12.5	10.9	11.2	11.8	12.3	10.5	10.9	1.2	0.9	3.4	1.2	0.4	4.6	3.9	<i>Manufacture of veneer sheets and plywood</i>
26.7	29.7	29.0	32.6	20.6	22.4	24.6	21.7	11.5	9.6	2.3	6.0	9.1	9.8	5.6	<i>Manufacture of particle board and fibreboard</i>
4.8	3.7	2.1	0.3	4.6	7.5	6.3	4.3	3.9	6.8	5.2	14.0	14.2	14.4	14.2	<i>Manufacture of builders' carpentry</i>
-1.0	2.4	1.3	1.8	6.9	8.1	4.0	-0.3	1.6	2.1	1.4	2.1	-2.3	3.4	4.9	<i>Other industry</i>
4.0	5.9	1.3	1.2	3.0	4.4	6.1	5.8	3.5	3.3	2.7	7.7	4.1	5.0	4.9	Manufacture of paper and paper products
17.6	17.3	14.3	15.2	15.8	20.3	16.0	17.2	9.6	6.2	0.2	0.1	-14.5	-4.3	-9.8	<i>Manufacture of pulp, paper and paperboard</i>
4.9	0.6	-5.7	-0.6	-0.1	0.3	9.0	7.5	6.8	6.1	8.0	10.5	10.2	14.3	14.4	<i>Manufacture of corrugated paper and paperboard and of containers of paper and paperboard</i>
2.4	-9.9	-10.5	-11.6	-11.4	-11.3	-11.1	-11.0	-8.4	-7.5	-9.6	-6.0	-6.2	-1.2	2.6	<i>Manufacture of envelopes and letter-card</i>
-4.1	25.4	17.8	3.5	9.4	5.4	7.0	7.2	4.6	4.3	1.6	17.9	20.0	6.2	8.3	<i>Manufacture of household and personal hygiene paper</i>
-12.6	-10.3	-12.2	-13.0	-9.6	-4.6	-15.9	-14.3	-16.5	-13.2	-12.3	-13.2	-12.3	-14.0	-14.3	<i>Manufacture of gummed or adhesive paper in strips or rolls and labels and wall paper</i>
23.6	9.5	9.7	10.6	9.7	14.5	17.0	14.6	13.8	13.8	12.1	23.2	6.1	8.7	9.3	<i>Other industry</i>
1.6	1.3	1.0	0.5	0.6	4.7	6.0	5.8	9.1	9.3	8.6	3.0	5.1	4.5	4.7	Printing, service activities related to printing and reproduction of recorded media
1.5	1.8	1.9	1.5	1.1	5.1	6.2	6.1	10.2	10.5	8.9	3.6	5.3	5.1	5.0	<i>Printing</i>
2.4	-1.0	-3.3	-4.7	-1.8	2.5	4.7	4.0	3.5	3.0	7.0	-0.2	4.0	1.3	3.1	<i>Service activities related to printing</i>
															<i>Reproduction of recorded media</i>
0.2	2.5	2.7	2.5	3.1	0.2	2.5	3.9	0.2	0.3	0.4	1.2	8.1	7.3	7.6	Manufacture of refined petroleum products
4.2	4.4	5.6	6.1	8.6	2.0	3.7	2.3	1.7	5.6	7.2	5.4	9.0	6.1	8.9	Manufacture of basic chemicals, fertilizer and nitrogen compounds, plastics and synthetic rubber in primary forms
30.1	35.5	33.2	32.3	31.0	30.8	32.3	35.8	34.6	35.6	22.0	21.9	7.6	26.9	34.2	<i>Manufacture of liquefied or compressed inorganic industrial or medical gases</i>
															<i>Manufacture of basic organic chemicals</i>
8.1	6.9	8.5	7.2	14.2	2.8	4.9	5.4	1.9	8.5	9.2	8.2	10.6	6.5	10.0	<i>Manufacture of inorganic compounds</i>
															<i>Manufacture of fertilizers</i>
-14.5	-8.4	-9.0	-10.9	-9.3	-16.0	-12.8	-18.5	-8.1	-5.7	1.3	0.7	6.4	-13.2	-11.8	<i>Manufacture of associated nitrogen products</i>
-3.0	-3.9	-0.3	3.2	0.2	-1.2	-1.8	-5.6	-5.8	-5.1	-0.1	-4.5	5.6	5.7	7.8	<i>Manufacture of plastics in primary forms</i>
10.2	9.8	9.7	10.8	11.4	14.0	24.0	16.7	16.8	17.1	20.0	20.4	20.5	6.0	1.2	<i>Other industry</i>
-0.8	-2.1	-2.9	-0.7	-2.1	-0.2	5.9	6.3	1.3	-0.04	-1.2	2.6	-0.9	2.7	-0.9	Manufacture of other chemical products and man-made fibres
2.8	2.5	13.2	19.4	4.8	3.4	2.3	-0.3	6.3	13.1	9.1	16.5	-1.5	10.5	11.2	<i>Manufacture of pesticides and other agrochemical products</i>
2.8	12.2	10.4	6.8	0.1	6.0	3.3	7.6	3.2	5.3	4.7	12.3	-3.5	22.3	5.6	<i>Manufacture of paints, varnishes and similar coatings ink and mastics</i>
-17.6	-18.2	-25.8	-19.9	-13.5	-13.8	-12.8	-10.8	-11.7	-10.2	-13.6	-13.0	-13.3	-13.7	-12.2	<i>Manufacture of printing ink</i>
															<i>Manufacture of soap and detergents, cleaning and polishing preparations</i>
-10.5	-9.0	-10.1	-8.9	-13.4	-9.6	-3.6	1.8	-6.8	-4.1	-2.7	2.0	2.8	5.1	0.7	<i>Manufacture of perfumes and toilet preparations</i>
															<i>Manufacture of photographic plates, films, sensitized paper and other sensitized unexposed materials</i>
14.6	5.2	4.9	5.7	11.2	10.4	24.9	18.3	11.9	1.1	-1.3	0.9	0.2	-6.1	-6.2	<i>Manufacture of writing and drawing ink</i>
															<i>Manufacture of other chemical products n.e.c.</i>
2.3	3.6	3.8	7.6	5.8	8.2	11.9	9.4	9.8	8.0	2.2	2.5	2.9	8.9	-4.1	<i>Other industry</i>
10.5	7.8	8.2	8.3	8.5	9.1	9.9	10.0	11.0	11.7	12.3	11.6	6.7	3.2	3.8	Manufacture of pharmaceuticals, medicinal chemical and botanical products
															<i>Manufacture of medicinal active substances to be used for their pharmacological properties in the manufacture of medicaments</i>
9.6	5.8	7.2	7.5	8.3	7.4	11.3	10.1	11.5	12.3	11.2	12.2	6.4	2.7	2.6	
14.4	16.0	12.4	11.5	9.5	16.3	5.1	9.7	9.1	9.2	16.6	8.7	7.7	5.1	8.5	<i>Other industry</i>
0.6	3.5	2.2	3.9	2.5	-4.5	-2.8	-2.3	-1.1	-1.5	4.8	-3.0	-3.7	2.4	3.0	Manufacture of rubber products
2.1	1.8	1.1	0.3	3.2	6.5	6.6	16.5	14.1	12.8	17.8	11.6	44.6	58.7	24.3	<i>Manufacture of rubber tyres for vehicles</i>
8.5	8.1	7.5	8.4	11.6	25.2	24.8	24.1	18.3	18.1	19.8	20.1	17.5	28.2	29.8	<i>Manufacture of interchangeable tyre treads and retreading rubber tyres</i>
															<i>Manufacture of other products of natural or synthetic rubber, unvulcanized, vulcanized or hardened</i>
3.1	3.4	3.5	5.9	4.0	8.9	9.3	11.4	11.6	10.8	15.6	8.8	5.3	5.5	8.0	<i>Rubber remilling and latex processing</i>
6.6	10.8	9.5	10.3	1.5	-12.2	-10.2	-12.3	-9.6	-9.7	0.1	-9.2	-14.9	-4.6	-4.8	<i>Manufacture of rubber gloves</i>
-15.6	-11.6	-14.5	-10.6	2.4	5.8	5.8	10.0	5.3	4.6	1.0	-5.4	-5.6	-7.6	4.2	<i>Manufacture of other rubber products n.e.c.</i>
0.3	-1.2	0.1	0.5	1.0	5.2	9.3	9.2	8.7	7.7	6.7	11.3	10.8	8.8	4.7	Manufacture of plastics products
															<i>Manufacture of semi-manufactures of plastic products</i>
-2.0	-5.2	-2.2	-2.1	-0.6	1.9	7.9	6.4	5.3	6.6	5.8	19.1	20.3	19.7	2.7	<i>Manufacture of finished plastic products</i>
7.6	6.9	8.6	9.1	10.4	12.6	19.3	19.8	19.2	25.6	25.8	27.1	37.1	36.6	36.7	<i>Manufacture of plastic articles for the packing of goods</i>
-2.6	-4.3	-3.9	-2.6	-1.2	3.4	14.1	17.6	13.9	14.2	9.6	13.4	13.2	18.3	19.2	<i>Manufacture of builders' plastics ware</i>
4.3	4.9	4.6	5.3	2.6	8.5	13.2	6.6	6.0	2.6	2.0	-0.6	-1.1	-0.7	-3.2	<i>Manufacture of plastic tableware, kitchenware and toilet articles</i>
-2.3	-2.7	-3.8	-3.1	-3.5	3.1	3.6	5.6	6.3	-1.3	-3.4	-3.6	-11.4	-15.4	-14.3	<i>Manufacture of diverse plastic products n.e.c.</i>
25.5	18.3	17.8	14.6	17.2	15.5	21.4	28.7	20.4	15.9	18.6	16.5	12.0	9.4	7.1	Manufacture of glass and glass products

Jadual Table **1.6b** : Gaji dan Upah yang Dibayar Sektor Pembuatan Mengikut Kumpulan: Perubahan Peratusan Tahunan
 : Salaries and Wages Paid of Manufacturing Sector by Group: Annual Percentage Change

Kod Kumpulan Group code	Keterangan Kumpulan/Tempoh	2021				2022				2022	2022	2023		
		2021	2022	Q1	Q2	Q3	Q4	Q1	Q2	Q3	Q4	Q1 (Jan. - Mac)	Q1 (Jan. - Mac)	
239	Pembuatan pengeluaran galian bukan logam t.t.t.l.	-0.3	3.5	-3.6	4.0	-1.3	-0.2	0.9	3.1	6.2	3.8	0.1	0.9	0.1
23911 & 23921	Pembuatan mortar refraktori dan konkrit & Pembuatan seramik bukan refraktori	-11.4	-14.7	-16.4	-4.4	-8.3	-15.6	-21.8	-16.9	-14.3	-4.7	1.1	-21.8	1.1
23930	Pembuatan produk porselin dan seramik lain	-0.6	7.4	6.5	3.6	-6.3	-5.4	5.0	11.4	10.9	2.6	-15.2	5.0	-15.2
23941	Pembuatan simen hidraulik	-5.2	-3.3	-11.4	-4.7	-1.7	-2.1	-3.7	-8.8	-0.1	-0.1	5.1	-3.7	5.1
23951	Pembuatan konkrit dan mortar siap bancuh dan bancuhan kering	3.2	7.5	-3.3	8.7	1.5	6.6	6.6	8.1	10.9	4.7	-3.4	6.6	-3.4
23952 & 23953 & 23959	Pembuatan konkrit pratuangan, simen atau artikel batu buatan yang digunakan dalam pembinaan; Pembuatan komponen struktur pasang siap untuk bangunan atau kejuruteraan awam dari simen, batu atau konkrit buatan & Pembuatan artikel konkrit, simen dan plaster lain t.t.t.l.	2.2	2.1	5.3	6.2	-0.1	-2.0	-0.8	2.0	4.8	2.5	0.9	-0.8	0.9
23990	Pembuatan produk mineral bukan logam lain t.t.t.l. Industri lain	-4.7	11.4	-14.7	-8.4	-1.5	7.5	10.0	14.9	13.9	7.4	6.1	10.0	6.1
241 (24101 & 24102 & 24103 & 24104 & 24109)	Pembuatan besi dan keluli asas	-0.5	7.2	-3.2	-0.5	-3.5	5.3	7.0	11.5	8.2	2.5	1.5	7.0	1.5
242 (24201 & 24202 & 24209)	Pembuatan logam asas berharga dan logam bukan ferus lain	4.5	-1.9	-5.7	9.8	6.4	8.8	2.6	-4.9	-1.8	-3.4	7.9	2.6	7.9
243	Pengacuan logam	2.2	0.4	-0.4	11.5	-2.8	2.0	-0.2	-0.2	2.3	-0.5	-3.7	-0.2	-3.7
251 & 252	Pembuatan produk struktur logam, tangki, takungan, penjana wap, senjata dan peluru	-1.6	0.7	1.7	1.5	-6.7	-2.8	-2.8	1.7	2.1	1.9	4.1	-2.8	4.1
25113 & 25119	Pembuatan pintu, tingkap dan bingkai, penutup tingkap dan pintu pagar daripada logam & Pembuatan produk struktur logam lain	-10.6	-4.4	-3.7	-3.9	-18.7	-15.0	-10.7	-5.0	-2.0	0.8	5.7	-10.7	5.7
25120	Pembuatan tangki, takungan dan kontena daripada logam Industri lain	17.5	9.3	16.5	14.3	18.4	20.4	14.6	15.1	7.3	1.7	1.3	14.6	1.3
259	Pembuatan lain-lain produk yang direka daripada logam; aktiviti perkhidmatan kerja logam	4.9	3.7	6.8	5.6	1.1	6.2	4.5	5.7	4.8	0.0	4.1	4.5	4.1
25910	Tempaan, tekanan, hentakan dan bentuk gelekkan logam; serbuk metalurgi	7.4	-1.8	14.4	9.0	2.0	4.7	-0.02	-0.4	-2.6	-4.3	-5.0	-0.02	-5.0
25920	Rawatan dan penyalutan logam; menggunakan mesin	13.0	1.3	26.3	24.0	2.5	2.6	0.8	2.6	3.8	-1.6	-2.9	0.8	-2.9
25991	Pembuatan tin untuk produk makanan dan minuman, tiub dan kotak boleh dilipat	2.4	13.4	5.2	-3.8	-0.4	7.9	5.9	14.7	18.9	14.5	19.8	5.9	19.8
25992 & 25993	Pembuatan kabel, plaited bands (jalur/pita berpintal) dan artikel seumpamanya daripada logam & Pembuatan bolt, skru, nat dan produk uliran seumpamanya	10.2	14.2	1.1	3.8	9.6	26.1	21.6	22.3	14.6	1.3	5.1	21.6	5.1
25994	Pembuatan barangan rumah daripada logam	-8.1	-7.2	-10.6	0.7	-10.8	-11.5	-18.0	-10.7	2.8	-0.4	1.2	-18.0	1.2
25999	Pembuatan produk lain yang direka daripada logam t.t.t.l. Industri lain	2.5	5.0	3.4	6.1	-0.02	0.8	2.8	5.6	7.1	4.6	10.3	2.8	10.3
261	Pembuatan komponen dan papan elektronik	5.8	3.5	-0.2	11.7	5.0	7.7	4.6	2.7	4.3	2.3	1.5	4.6	1.5
26101 & 26102	Pembuatan diod, transistor dan alatan semikonduktor yang seumpamanya & Pembuatan litar elektronik bersepadu dengan pemasangan mikro	6.5	1.8	-8.2	14.6	12.3	10.8	4.5	1.5	1.4	-0.1	1.2	4.5	1.2
26103 & 26104 & 26105	Pembuatan kapasitor dan perintang elektrik & Pembuatan papan litar bercetak & Pembuatan komponen paparan	7.0	7.2	19.5	9.2	-5.1	5.4	5.9	5.3	10.7	7.2	2.3	5.9	2.3
26109	Pembuatan komponen lain untuk aplikasi elektronik	-10.7	2.4	5.6	-10.1	-19.7	-17.0	-3.0	4.1	5.5	3.6	-0.7	-3.0	-0.7
262 (26201 & 26202)	Pembuatan komputer dan kelengkapan peranti	9.8	5.7	5.1	8.5	13.8	12.1	3.0	10.1	5.5	4.6	0.9	3.0	0.9
263/26300	Pembuatan peralatan komunikasi	-5.8	18.5	-29.5	-1.8	-1.1	17.9	27.4	14.5	17.3	16.0	8.7	27.4	8.7
264/26400	Pembuatan peralatan elektronik pengguna	-4.3	17.7	-4.8	-5.6	-7.9	1.0	17.2	20.3	24.7	9.5	-0.1	17.2	-0.1
265	Pembuatan kelengkapan mengukur, menguji, memandu arah dan kawalan; jam tangan dan jam	5.7	44.8	-3.5	2.5	9.6	14.5	27.4	45.4	53.7	51.6	20.8	27.4	20.8
26511 & 26512	Pembuatan kelengkapan mengukur, menguji, memandu arah dan kawalan & Pembuatan kelengkapan kawalan proses perindustrian	6.8	48.2	-2.4	3.4	11.3	15.5	28.4	49.5	57.7	56.0	22.2	28.4	22.2
26520	Pembuatan jam tangan dan jam dan bahagiannya	-4.6	11.3	-13.4	-5.3	-4.5	5.4	17.4	7.0	14.2	7.1	6.6	17.4	6.6
266/26600	Pembuatan peralatan penyinaran, perubatan elektro dan elektroterapeutik	15.4	4.5	0.4	19.0	17.7	26.3	10.0	-0.3	-0.6	9.9	7.2	10.0	7.2

2022													2023			Group Description/Period
Jan.	Feb.	Mar.	Apr.	Mei	Jun	Jul.	Ogo.	Sep.	Okt.	Nov.	Dis.	Jan.	Feb.	Mar.		
0.6	1.0	1.1	1.2	0.9	7.5	7.4	5.7	5.4	5.5	3.0	2.9	2.1	-0.2	-1.5	Manufacture of non-metallic mineral products	
															<i>Manufacture of refractory mortars and concretes</i>	
-26.6	-19.9	-18.7	-21.9	-15.2	-13.2	-11.8	-15.1	-15.9	-15.0	-1.0	3.2	3.4	-0.2	0.3	<i>Manufacture of non-refractory ceramic</i>	
-6.4	16.5	6.5	10.3	9.1	15.0	13.3	10.7	9.0	6.1	5.4	-3.5	5.0	-27.0	-22.3	<i>Manufacture of other porcelain and ceramic products</i>	
3.2	-4.3	-9.9	-12.7	-9.0	-4.5	2.0	-3.4	1.2	-1.7	-1.0	2.2	2.1	8.0	5.6	<i>Manufacture of hydraulic cement</i>	
6.4	6.5	6.9	11.3	4.5	8.5	9.3	12.8	10.8	12.6	3.2	-1.0	-1.3	0.02	-8.6	<i>Manufacture of ready-mix and dry-mix concrete and mortars</i>	
															<i>Manufacture of precast concrete, cement or artificial stone articles for use in construction</i>	
1.1	-2.2	-1.2	-1.7	-1.7	10.0	6.8	3.7	3.8	4.1	-0.04	3.7	3.2	-1.9	1.3	<i>Manufacture of prefabricated structural components for building or civil engineering of cement, concrete or artificial stone</i>	
															<i>Manufacture of other articles of concrete, cement and plaster n.e.c.</i>	
8.7	9.4	12.1	13.6	14.1	16.8	15.8	13.8	12.3	12.4	8.1	2.8	3.5	8.4	6.4	<i>Manufacture of other non-metallic mineral products n.e.c.</i>	
8.5	10.4	10.6	8.6	6.9	13.4	17.5	15.8	14.8	14.6	13.1	11.0	0.9	0.7	-4.4	<i>Other industry</i>	
5.9	6.6	8.5	10.2	11.9	12.4	11.9	9.8	3.4	3.5	2.0	2.0	3.7	2.0	-1.0	Manufacture of basic iron and steel	
6.9	6.9	-5.7	-4.3	-5.8	-4.6	-2.4	0.7	-3.7	-4.4	-2.5	-3.3	3.4	8.3	12.5	Manufacture of basic precious and other non-ferrous metals	
1.1	1.9	-3.3	-0.3	-1.1	1.0	5.8	1.6	-0.3	-1.4	-1.2	1.2	1.6	-7.1	-5.6	Casting of metals	
-0.7	-3.3	-4.4	-1.4	0.4	6.4	2.5	3.2	0.8	0.3	2.4	2.9	1.2	4.7	6.6	Manufacture of structural metal products, tanks, reservoirs , steam generators , weapons and ammunition	
															<i>Manufacture of metal doors, windows and their frames, shutters and gates</i>	
-10.0	-10.6	-11.6	-8.6	-6.6	0.9	-1.8	-3.6	-0.6	-1.6	1.2	2.8	0.3	6.7	10.6	<i>Manufacture of other structural metal products</i>	
20.6	12.3	11.2	14.3	15.2	15.8	7.6	11.2	3.3	2.1	1.6	1.5	1.2	1.5	1.3	<i>Manufacture of tanks, reservoirs and containers of metal</i>	
-7.8	-10.6	-11.9	-9.0	-6.5	3.2	5.7	9.3	-0.5	3.3	10.7	8.4	5.7	5.9	6.3	<i>Other industry</i>	
4.0	3.2	6.3	4.6	5.7	6.9	7.4	7.5	-0.1	0.04	-0.05	-0.07	1.8	6.3	4.34	Manufacture of other fabricated metal products; metal working service activities	
															<i>Forging, pressing, stamping and roll-forming of metal; powder metallurgy</i>	
-3.6	2.1	1.7	0.5	1.3	-3.0	-2.9	-1.1	-3.8	-4.4	-4.8	-3.8	-3.5	-5.7	-5.8	<i>Treatment and coating of metals; machining</i>	
0.6	1.1	0.7	1.3	0.8	5.6	5.3	3.8	2.2	-0.4	-1.1	-3.1	-2.9	-2.3	-3.6	<i>Manufacture of tins and cans for food products, collapsible tubes and boxes</i>	
2.3	0.1	16.8	12.2	14.5	17.4	19.0	19.3	18.5	15.4	14.2	14.1	21.1	22.3	16.0	<i>Manufacture of metal cable, plaited bands and similar articles</i>	
25.3	19.3	20.4	17.4	24.3	25.2	28.5	25.5	-4.2	-0.1	0.6	3.5	0.03	8.1	7.3	<i>Manufacture of bolts, screws, nuts and similar threaded products</i>	
-13.4	-22.7	-17.6	-18.0	-13.8	1.3	3.2	3.0	2.3	-0.2	-0.9	-0.1	-0.6	6.1	-1.5	<i>Manufacture of metal household articles</i>	
2.7	1.1	4.8	3.6	5.8	7.6	7.2	7.5	6.5	6.0	5.8	2.3	10.6	11.2	9.0	<i>Manufacture of any other fabricated metal products n.e.c.</i>	
-17.6	-22.3	-19.3	-16.5	-36.9	-35.6	-38.2	-34.2	-33.7	-33.9	-34.1	-30.6	-32.6	7.0	1.2	<i>Other industry</i>	
6.0	3.2	4.7	4.0	3.2	1.0	3.1	3.5	6.2	3.7	1.6	1.8	-0.3	0.4	4.4	Manufacture of electronic components and boards	
															<i>Manufacture of diodes, transistors and similar semiconductor devices</i>	
7.3	3.0	3.3	3.6	2.6	-1.6	1.6	-0.3	2.8	2.0	-0.9	-1.1	-1.3	-0.2	5.2	<i>Manufacture of electronic integrated circuits micro assemblies</i>	
															<i>Manufacture of electrical capacitors and resistors</i>	
5.3	4.9	7.6	4.8	4.7	6.6	6.0	11.9	14.4	7.6	7.2	7.0	1.9	1.1	3.9	<i>Manufacture of printed circuit boards</i>	
															<i>Manufacture of display components</i>	
-7.0	-7.4	5.7	4.8	2.1	5.6	6.5	8.1	2.2	1.8	1.4	7.4	-1.1	3.2	-3.9	<i>Manufacture of other components for electronic applications</i>	
2.0	1.6	5.5	8.7	11.3	10.4	9.3	6.6	1.4	-0.4	6.5	7.6	0.6	7.8	-5.6	Manufacture of computers and peripheral equipment	
23.3	35.2	24.5	16.7	16.3	10.3	19.1	19.1	13.8	13.2	18.7	15.6	10.8	8.1	7.3	Manufacture of communication equipment	
8.6	27.3	17.8	18.6	16.9	25.4	28.7	30.4	16.1	9.9	12.3	6.5	-1.9	-4.0	5.8	Manufacture of consumer electronics	
17.4	27.3	37.7	31.7	41.6	63.7	53.3	53.9	53.7	55.2	53.8	46.8	21.4	23.5	17.9	Manufacture of measuring, testing, navigating and control equipment; watches and clocks	
															<i>Manufacture of measuring, testing, navigating and control equipment</i>	
16.3	28.8	40.5	34.5	45.2	70.0	57.5	57.8	57.7	59.1	58.5	51.4	23.4	25.1	18.5	<i>Manufacture of industrial process control equipment</i>	
28.8	13.5	10.3	5.2	8.2	7.7	13.1	15.6	14.0	15.2	6.4	1.3	2.9	6.6	10.7	<i>Manufacture of watches and clocks and parts</i>	
18.2	12.0	1.8	1.3	2.1	-4.0	-2.2	-0.2	0.6	0.5	-2.0	35.6	7.2	12.9	2.0	Manufacture of irradiation, electromedical and electrotherapeutic equipment	

Jadual **1.6b** : Gaji dan Upah yang Dibayar Sektor Pembuatan Mengikut Kumpulan: Perubahan Peratusan Tahunan
 Table : *Salaries and Wages Paid of Manufacturing Sector by Group: Annual Percentage Change*

Kod Kumpulan Group code	Keterangan Kumpulan/Tempoh			2021				2022				2022	2022	2023
		2021	2022	Q1	Q2	Q3	Q4	Q1	Q2	Q3	Q4	Q1	(Jan. - Mac)	(Jan. - Mac)
267 (26701 & 26702) & 268 (26800)	Pembuatan peralatan optikal, kelengkapan fotografi, media magnetik dan optikal	0.4	26.6	2.6	-1.8	-2.9	3.4	16.3	36.3	34.0	21.2	3.1	16.3	3.1
271	Pembuatan motor elektrik, penjana, transformer dan perkakasan pengagihan dan pengawalan elektrik	-1.2	-4.0	-0.3	-5.5	-0.9	1.5	-3.0	-1.7	-2.5	-8.3	-1.7	-3.0	-1.7
27101	Pembuatan motor elektrik, penjana dan transformer	3.0	5.2	-16.8	6.6	11.2	13.6	12.5	8.2	3.1	-1.4	2.5	12.5	2.5
27102	Pembuatan perkakasan pengagihan dan pengawalan elektrik	-3.3	-8.9	8.8	-11.4	-6.9	-4.1	-9.6	-7.5	-5.8	-12.0	-3.9	-9.6	-3.9
272/ 27200	Pembuatan bateri dan akumulator	3.5	10.0	-3.9	1.2	9.7	6.2	21.1	8.4	1.3	11.0	14.8	21.1	14.8
273	Pembuatan pendawaian dan peranti pendawaian	13.5	13.0	7.1	19.7	13.2	14.9	12.1	14.5	17.3	8.4	2.0	12.1	2.0
27310	Pembuatan kabel gentian optikal	-1.0	24.2	-30.1	-20.7	0.7	45.0	55.3	39.6	29.3	-2.0	11.8	55.3	11.8
27320	Pembuatan wayar dan kabel elektronik dan elektrik lain	15.1	12.6	10.7	24.3	14.3	12.4	9.6	13.2	17.4	10.4	2.5	9.6	2.5
27330	Pembuatan alatan pendawaian pembawa dan bukan pembawa arus untuk litar elektrik (tanpa mengira jenis bahan)	7.4	1.9	-3.4	6.5	12.5	14.3	18.6	6.8	-3.5	-12.2	-26.6	18.6	-26.6
274/ 27400	Pembuatan kelengkapan pencahayaan elektrik	43.9	12.5	21.5	33.5	60.4	60.7	33.6	6.3	6.0	8.3	-1.3	33.6	-1.3
275/ 27500	Pembuatan perkakasan domestik	-17.2	-24.1	6.4	-8.3	-28.8	-35.9	-31.7	-20.4	-18.0	-23.7	-24.1	-31.7	-24.1
279/ 27900	Pembuatan kelengkapan elektrik lain	5.7	31.8	2.0	4.3	3.3	12.8	26.9	26.0	35.4	37.8	30.3	26.9	30.3
281 & 282	Pembuatan jentera kegunaan umum dan kegunaan khas	3.0	3.1	4.4	5.8	0.2	1.8	1.2	3.0	4.9	3.3	2.3	1.2	2.3
28120 & 28130	Pembuatan alat-alat kuasa bendalir	-0.1	2.1	7.8	0.2	-0.4	-6.6	-4.3	1.9	6.6	4.4	1.5	-4.3	1.5
28180 & 28220	Pembuatan alatan tangan yang menggunakan kuasa dilengkapkan dengan motor elektrik atau bukan motor elektrik atau pneumatik	15.3	0.1	26.3	21.2	5.4	10.9	-2.8	3.1	3.8	-3.1	-3.2	-2.8	-3.2
28192	Pembuatan mesin penyaman udara, termasuk untuk kenderaan bermotor	-1.9	7.8	1.0	-6.2	-1.3	-1.1	3.5	2.8	7.9	17.0	2.6	3.5	2.6
28290	Pembuatan lain-lain mesin bertujuan khas t.t.t.l. Industri lain	1.0	-5.3	-12.7	17.2	0.5	4.3	2.6	-6.1	-8.8	-9.2	-4.5	2.6	-4.5
		0.6	5.5	2.2	2.3	-1.7	-0.5	2.9	6.0	8.1	5.4	7.0	2.9	7.0
291 (29101 & 29102)	Pembuatan kenderaan bermotor	2.6	9.0	-10.8	11.2	-1.1	13.6	11.0	11.2	11.7	2.7	-5.4	11.0	-5.4
292/ 29200	Pembuatan kerangka (<i>coachwork</i>) untuk kenderaan bermotor; pembuatan treler dan semi treler	8.6	21.7	-10.1	13.6	15.5	18.8	16.5	22.1	25.4	22.3	25.5	16.5	25.5
293/ 29300	Pembuatan alat ganti dan aksesori untuk kenderaan bermotor	-2.6	-2.0	-6.0	5.1	-3.8	-5.0	-6.0	-2.6	2.3	-1.1	0.4	-6.0	0.4
301 (30110 & 30120)	Pembinaan kapal dan bot	-4.7	-1.6	0.5	1.0	-11.8	-8.7	-7.1	-2.2	2.5	1.6	2.8	-7.1	2.8
302, 303, 304 & 309	Pembuatan lokomotif keretapi, <i>rolling stock</i> , kapal angkasa dan udara, jentera berkaitan, kenderaan tempur ketenteraan, dan kelengkapan pengangkutan t.t.t.l.	1.0	6.3	-12.3	10.5	4.0	5.5	3.5	6.8	10.4	4.7	2.3	3.5	2.3
30910	Pembuatan motosikal	10.7	10.7	-4.5	19.1	13.3	18.4	11.7	13.8	15.3	2.4	-0.4	11.7	-0.4
30920	Pembuatan basikal dan <i>invalid carriages</i> Industri lain	-4.2	-8.4	5.6	8.4	-11.1	-17.8	-18.6	-13.4	-4.7	6.1	3.4	-18.6	3.4
		-14.3	5.4	-33.3	-5.1	-4.7	-4.4	0.3	3.6	8.6	9.7	8.8	0.3	8.8
310	Pembuatan perabot	2.4	5.4	3.4	4.6	-3.3	5.2	6.6	8.7	6.1	0.6	3.8	6.6	3.8
31001	Pembuatan perabot kayu dan rotan Industri lain	3.9	9.3	5.8	4.4	-1.7	7.0	11.0	13.0	10.3	3.7	6.9	11.0	6.9
		-2.0	-7.4	-3.5	5.4	-8.3	-0.8	-7.0	-4.6	-7.8	-10.1	-7.8	-7.0	-7.8
321 (32110 & 32120)	Pembuatan barang kemas, <i>bijouterie</i> dan artikel berkaitan	3.3	4.4	8.6	8.0	-5.9	3.0	2.3	4.1	8.3	3.4	-0.9	2.3	-0.9
322, 325 & 329	Pembuatan instrumen muzik, peralatan dan bekalan perubatan dan pergigian dan pembuatan lain t.t.t.l.	7.9	1.5	10.2	8.7	7.5	5.5	1.2	1.6	3.8	-0.4	-3.4	1.2	-3.4
32901	Pembuatan alat tulis Industri lain	-0.1	1.5	-11.1	-1.8	6.2	8.8	4.5	4.8	2.7	-5.7	-6.7	4.5	-6.7
		10.3	1.5	17.4	11.9	7.8	4.7	0.3	0.7	4.1	1.0	-2.6	0.3	-2.6
323/ 32300	Pembuatan barangan sukan	7.0	1.3	11.3	13.6	0.5	3.6	-1.6	1.6	1.6	3.6	5.2	-1.6	5.2
324/ 32400	Pembuatan permainan dan mainan	-0.4	28.2	-27.3	-22.0	9.6	40.1	59.6	49.3	20.9	4.6	17.4	59.6	17.4
331 & 332	Pembaikan pemasangan produk logam, jentera, kelengkapan dan pemasangan jentera perindustrian dan kelengkapan	1.6	4.7	-3.9	4.4	1.7	4.7	3.7	7.1	4.6	3.6	7.5	3.7	7.5
33150	Pembaikan dan penyelenggaraan kelengkapan pengangkutan kecuali motosikal dan basikal Industri lain	-6.2	2.9	-7.6	-10.9	-2.7	-3.1	-3.1	3.9	-1.8	12.8	16.1	-3.1	16.1
		3.9	5.2	-2.8	9.4	3.0	6.9	5.6	7.9	6.3	1.3	5.2	5.6	5.2
Jumlah Pembuatan		3.0	5.2	-0.6	6.0	2.3	4.7	4.1	5.2	6.7	5.0	4.3	4.1	4.3

2022													2023			Group Description/Period
Jan.	Feb.	Mac	Apr.	Mei	Jun	Jul.	Ogo.	Sep.	Okt.	Nov.	Dis.	Jan.	Feb.	Mac		
2.7	3.8	41.8	33.1	34.5	41.3	43.9	32.9	25.7	23.6	19.6	20.7	14.8	12.0	-11.5	Manufacture of optical instruments, photographic equipment, magnetic and optical media	
-2.5	-3.3	-3.4	0.6	-2.2	-3.1	-0.6	-1.3	-5.4	-7.9	-10.2	-6.8	-3.1	-5.6	4.2	Manufacture of electric motors, generators, transformers and electricity distribution and control apparatus	
13.1	12.8	11.5	10.1	10.5	4.4	4.7	3.4	1.2	1.6	-2.6	-3.2	4.6	0.6	2.1	Manufacture of electric motors, generators and transformers	
-9.2	-9.7	-9.9	-5.2	-9.4	-7.6	-3.8	-4.1	-9.3	-13.3	-14.4	-8.7	-7.3	-8.7	5.3	Manufacture of electricity distribution and control apparatus	
6.8	32.1	27.5	19.1	7.9	0.3	2.0	-1.3	3.5	5.1	11.4	16.7	10.8	16.5	17.2	Manufacture of batteries and accumulators	
10.9	8.3	17.6	13.2	15.1	15.0	18.4	19.8	14.0	14.5	10.8	1.0	2.2	3.6	0.1	Manufacture of wiring and wiring devices	
60.5	50.3	55.3	43.1	43.3	33.2	52.5	49.7	2.3	2.4	-3.4	-4.5	11.6	14.4	9.4	Manufacture of fibre optic cables	
8.2	5.7	15.4	11.2	13.6	14.8	17.3	18.9	15.9	16.4	13.2	2.6	2.7	4.2	0.6	Manufacture of other electronic and electric wires and cables	
19.1	17.6	19.2	22.3	8.2	-5.8	-5.0	-3.0	-2.4	-2.5	-7.1	-27.3	-25.3	-27.3	-27.1	Manufacture of current-carrying and non current-carrying wiring devices for electrical circuits regardless of material	
43.2	38.6	18.2	8.1	8.8	2.8	2.9	7.7	7.3	5.8	9.9	9.1	-5.4	1.4	0.8	Manufacture of electric lighting equipment	
-30.5	-31.6	-32.9	-25.6	-20.6	-15.6	-18.2	-17.6	-18.2	-22.1	-22.8	-26.0	-27.3	-22.6	-22.2	Manufacture of domestic appliances	
21.6	23.4	36.5	22.4	23.5	32.3	33.5	28.9	43.1	38.6	39.8	35.6	36.8	32.4	21.9	Manufacture of other electrical equipment	
2.0	1.1	0.3	2.8	2.9	3.2	5.1	5.2	4.6	4.7	1.4	4.0	1.7	0.5	4.8	Manufacture of general-purpose and special-purpose machinery	
															Manufacture of fluid power equipment	
-1.4	-6.4	-5.1	-1.0	3.4	3.6	7.0	6.5	6.4	9.8	4.4	0.3	-1.2	2.8	3.0	Manufacture of other pumps, compressors, taps and valves	
															Manufacture of power-driven hand tools with self-contained electric or non-electric motor or pneumatic drives	
-7.7	0.2	-0.7	1.5	4.3	3.5	3.8	7.8	0.2	4.1	-5.1	-7.5	-2.6	-11.9	6.0	Manufacture of metal-forming machinery and machine tools	
-2.1	3.5	9.1	7.6	0.6	0.5	10.3	5.4	8.3	8.2	10.4	32.8	5.6	5.5	-2.9	Manufacture of air-conditioning machines, including for motor vehicles	
5.7	7.6	-6.3	-5.6	-6.7	-6.1	-8.7	-8.7	-8.9	-8.5	-8.3	-10.6	-7.5	-7.9	3.4	Manufacture of other special-purpose machinery	
8.1	0.05	0.5	5.2	6.0	6.8	7.4	7.7	9.2	6.5	3.8	5.9	5.7	7.2	8.2	Other industry	
11.0	10.5	11.5	9.7	9.8	14.2	13.3	16.0	6.1	4.3	-0.3	4.1	-4.1	-5.9	-6.3	Manufacture of motor vehicles	
13.5	17.6	18.1	19.9	20.1	26.6	27.1	24.6	24.6	19.8	21.3	25.6	39.7	33.3	6.8	Manufacture of bodies (coachwork) for motor vehicles; manufacture of trailers and semi-trailers	
-6.1	-6.2	-5.6	-6.2	-2.6	1.3	4.2	3.4	-0.5	-0.9	-1.2	-1.1	-1.6	-0.8	3.8	Manufacture of parts and accessories for motor vehicles	
-6.7	-7.6	-7.0	-3.8	-1.6	-1.1	0.8	3.1	3.7	3.3	1.8	-0.3	3.0	3.4	2.1	Building of ships and boats	
2.5	3.8	4.2	3.2	5.6	12.2	11.9	11.4	8.1	6.4	1.6	6.1	3.9	2.5	0.5	Manufacture of railway locomotives, rolling stock, air and spacecraft, related machinery, military fighting vehicles and transport equipment n.e.c	
11.2	11.8	12.0	10.3	14.7	16.5	14.5	19.7	12.0	9.5	-3.4	1.3	1.6	1.9	-4.5	Manufacture of motorcycles	
-19.7	-17.4	-18.6	-19.9	-16.8	-1.4	6.8	-12.0	-6.9	-8.1	9.9	18.7	1.8	0.7	7.9	Manufacture of bicycles and invalid carriages	
-0.8	0.7	1.0	1.7	-0.6	10.2	8.6	8.6	8.5	8.3	9.8	11.0	11.1	5.0	10.3	Other industry	
6.7	5.2	7.9	8.5	7.9	9.6	9.8	9.3	0.2	0.3	0.1	1.4	4.8	3.3	3.2	Manufacture of furniture	
10.7	9.1	13.3	13.4	12.6	13.1	14.2	14.5	3.5	3.4	3.6	4.0	8.5	6.4	5.9	Manufacture of wooden and cane furniture	
-5.9	-7.0	-8.1	-6.0	-6.2	-1.4	-4.4	-7.3	-11.4	-10.4	-11.8	-7.9	-8.6	-7.9	-7.0	Other industry	
5.0	1.0	0.8	1.9	2.4	8.2	9.0	14.2	2.3	2.2	3.4	4.4	-3.4	-3.6	4.7	Manufacture of jewellery, bijouterie and related articles	
2.6	0.3	0.6	0.8	1.2	2.8	2.5	5.1	3.9	1.0	-0.7	-1.4	-2.6	-3.0	-4.7	Manufacture of musical instruments, medical and dental instruments and supplies and other manufacturing n.e.c.	
4.8	5.6	3.2	4.8	1.3	8.6	5.8	5.5	-3.0	-4.7	-6.5	-5.8	-9.5	-4.9	-5.6	Manufacture of stationery	
2.0	-1.0	-0.1	-0.3	1.2	1.3	1.6	5.0	5.8	2.5	0.9	-0.3	-0.8	-2.5	-4.5	Other industry	
-0.6	-2.7	-1.6	-0.8	1.3	4.3	7.5	4.5	-6.3	2.5	7.8	0.6	-0.7	8.4	8.1	Manufacture of sports goods	
60.4	61.7	56.7	57.6	60.2	34.2	31.2	15.2	18.2	5.6	6.5	2.1	15.6	12.2	24.8	Manufacture of games and toys	
3.6	3.3	4.2	5.4	6.4	9.6	5.7	4.6	3.3	2.0	1.9	6.9	7.0	9.1	6.4	Repair of fabricated metal products, machinery and equipment and installation of industrial machinery and equipment	
-6.2	-2.5	-0.7	4.8	2.2	4.6	-4.8	-0.4	-0.1	3.2	12.7	22.2	16.3	20.3	11.9	Repair and maintenance of transport equipment except motorcycles and bicycles	
6.5	4.9	5.5	5.6	7.6	10.9	8.6	6.0	4.3	1.8	-0.9	3.0	4.6	6.1	4.9	Other industry	
4.1	3.9	4.4	4.5	5.0	6.2	7.1	7.5	5.4	4.8	4.7	5.4	4.0	4.6	4.2	Total Manufacturing	

Jadual Table **1.6c** : Gaji dan Upah yang Dibayar Sektor Pembuatan Mengikut Kumpulan: Perubahan Peratusan Bulanan/Suku Tahunan
: *Salaries and Wages Paid of Manufacturing Sector by Group: Monthly/Quarterly Percentage Change*

Kod Kumpulan Group code	Keterangan Kumpulan/Tempoh	2021				2022				2023		
		Q1	Q2	Q3	Q4	Q1	Q2	Q3	Q4	Q1	Jan.	Feb.
101	Pemrosesan dan pengawetan daging	0.7	0.4	-2.3	6.1	-4.3	-1.4	0.9	13.8	3.6	-0.5	-9.0
102	Pemrosesan dan pengawetan ikan, krustasea dan moluska	1.1	-1.7	-2.0	-0.7	-0.8	-0.9	1.3	4.3	1.3	1.1	-4.5
10201	Pengetinan ikan, krustasea dan moluska &											
10202	Pemrosesan dan pengawetan ikan, krustasea dan moluska	0.5	-1.2	-3.8	-0.5	-1.3	-0.9	-0.1	6.9	2.4	0.6	-3.8
	Industri lain	3.6	-4.1	5.8	-1.4	1.5	-0.8	6.8	-5.4	-3.2	3.1	-7.1
103	Pemrosesan dan pengawetan buah-buahan dan sayur - sayuran	6.4	0.5	-4.8	-2.1	10.0	2.7	1.1	1.3	12.7	8.1	-0.3
10303	Pengetinan nanas &											
10304	Pembuatan jem, marmalad dan sajian jeli	1.7	-1.9	-31.1	-23.5	2.6	7.4	10.7	1.9	29.1	-5.8	11.4
	Industri lain	6.9	0.8	-1.8	-0.4	10.4	2.5	0.5	1.2	11.7	8.9	-0.9
104	Pembuatan minyak dan lemak daripada sayuran dan haiwan	-0.6	1.4	-0.8	4.6	0.6	0.8	1.2	5.2	1.1	-4.6	-0.1
10404	Pembuatan minyak sayuran mentah dan bertapis &											
10406	Pembuatan sebatian lemak masakan	3.1	0.4	-0.1	0.0	2.8	4.4	2.5	-2.7	1.3	2.7	0.1
10405	Pembuatan minyak kelapa	3.1	-6.1	-20.1	0.4	12.5	4.0	-6.8	-3.3	19.0	11.1	1.7
	Industri lain	-1.1	1.8	-0.1	5.1	0.1	0.4	1.4	6.2	0.5	-5.6	-0.2
105	Pembuatan produk tenusu	1.9	3.2	-2.3	1.2	9.2	2.8	-4.4	-2.6	6.4	3.0	1.3
10502	Pembuatan susu pekat, tepung dan sejat	2.3	2.8	-1.4	1.1	9.8	2.7	-3.3	-3.6	6.8	2.5	2.6
	Industri lain	-1.3	5.3	-7.8	1.8	5.1	3.7	-13.0	5.4	3.4	7.2	-8.4
106	Pembuatan produk bijian, kanji dan produk berkanji	3.3	-2.2	0.5	p	1.8	-1.0	0.1	-1.1	4.8	2.7	-4.0
10611	Pengilangan beras	4.8	-2.8	3.3	1.3	0.9	-2.2	0.7	-0.6	8.2	5.3	-4.9
10613	Pengilangan tepung	0.6	-1.9	-1.6	0.2	2.1	0.9	-0.4	-2.8	1.6	-0.9	-3.2
	Industri lain	12.4	0.2	-4.7	-2.0	6.8	-4.4	-0.6	6.1	0.9	8.5	-3.2
107	Pembuatan produk makanan lain	4.2	0.8	0.6	4.4	2.6	1.7	1.5	4.3	0.5	1.7	-1.4
10711	Pembuatan biskut dan cookies	-1.1	-1.5	7.2	8.8	2.0	3.7	2.6	2.0	3.7	3.5	-4.0
10712	Pembuatan roti, kek dan produk bakeri lain	-3.6	2.3	0.9	1.4	-8.1	4.5	4.1	3.7	-3.3	-3.9	-0.7
10713	Pembuatan produk snek	7.0	4.4	-2.9	2.0	6.2	5.2	2.3	2.4	2.0	6.7	-9.8
10721	Pembuatan gula	3.7	-4.4	1.7	6.2	12.4	-6.1	-4.0	-8.6	-5.3	1.8	4.4
10731	Pembuatan produk koko	6.3	13.9	-6.1	7.1	11.6	-2.6	-5.2	3.9	-0.7	10.2	-7.1
10732	Pembuatan coklat dan produk coklat &											
10733	Pembuatan konfeksi gula	6.2	0.9	-2.4	3.8	12.1	-0.2	0.3	4.9	-2.5	6.6	0.4
10793	Pembuatan sos dan bahan perasa	6.2	-2.5	6.5	10.4	-8.1	-0.7	-1.1	5.8	5.0	-8.8	-0.9
10799	Pembuatan produk makanan lain t.t.t.l.	12.8	3.7	-1.9	7.4	13.2	1.7	4.0	9.8	2.4	5.8	1.0
	Industri lain	8.4	-1.0	-0.5	2.8	6.9	0.7	0.02	4.0	1.6	4.8	-1.1
108/ 10800	Pembuatan makanan haiwan tersedia	-1.0	-0.6	1.6	4.5	-3.5	-0.7	0.5	6.2	1.2	-13.6	-0.2
110	Pembuatan minuman ringan	-3.0	-7.3	-1.1	12.9	-2.4	-3.2	0.1	11.9	-1.4	-7.2	1.1
11041	Pembuatan minuman ringan	-6.3	-5.9	0.6	15.5	-4.1	-1.2	1.0	15.5	-2.9	-10.4	1.9
11042	Pengeluaran air mineral semulajadi dan minuman lain yang dibotolkan	7.9	-5.2	-4.0	6.0	4.6	-7.1	-2.7	2.7	1.9	4.3	-1.4
	Industri lain	-5.6	-23.8	-5.8	12.9	-9.7	-8.9	1.1	6.4	5.4	-11.8	2.4
120/ 12000	Pembuatan produk tembakau	-0.1	-15.7	-1.5	21.1	0.3	-14.9	0.5	21.1	0.9	-16.4	6.7
131	Pemintalan, penenunan dan penyiapan tekstil	-2.0	-1.7	-2.7	10.4	0.9	-1.2	1.8	4.2	-8.7	-3.4	-0.3
13110	Penyediaan dan pemintalan gentian tekstil &											
13120	Penenunan tekstil	-1.3	-0.9	-4.6	8.7	2.6	-2.2	2.4	5.1	-9.7	-0.7	0.8
13132	Pewarnaan, pelunturan, percetakan dan penyiapan akhir benang dan fabrik	-3.5	-3.0	2.0	14.4	-2.8	0.9	1.1	2.2	-7.5	-9.5	-2.5
	Industri lain	-1.1	-6.9	-3.8	7.0	4.0	-1.2	-6.6	2.1	5.1	4.9	-2.3
139	Pembuatan tekstil lain	-1.2	-0.5	1.6	2.2	-6.4	-1.1	2.7	3.4	7.0	-4.5	-3.1
13910	Pembuatan fabrik dikait dan dikrusye	-8.8	3.7	4.1	4.7	-15.1	-7.0	0.6	7.4	-5.9	-13.7	0.4
	Industri lain	2.9	-2.4	0.4	0.9	-1.6	1.7	3.5	1.7	12.6	0.6	-4.8
141	Pembuatan pakaian, kecuali pakaian berbulu	-4.7	-7.6	-0.9	12.2	1.0	-5.9	0.6	11.7	0.3	-4.7	-6.8
14102	Pembuatan pakaian	-6.1	-7.3	3.6	10.0	-3.1	-6.3	1.5	14.2	-0.9	-7.6	-8.4
	Industri lain	-1.4	-8.4	-10.5	17.9	10.6	-5.1	-1.2	6.5	2.8	2.0	-3.3
142 & 143	Pembuatan artikel daripada kulit bulu dan pakaian yang dikait dan dikrusye	-3.7	-3.6	-13.0	7.3	7.0	2.9	-6.6	-3.1	1.4	7.4	-15.1
151 (15110 & 15120)	Penyamakan dan pembersihan kulit, pembuatan bagasi, beg tangan, pelana dan abah-abah pembersihan dan pewarnaan bulu	-2.0	-3.4	-4.3	11.3	-3.3	-3.8	2.0	7.5	-1.0	-0.5	-3.3
152	Pembuatan kasut	2.3	-6.7	-4.5	15.0	3.3	-3.4	-2.6	6.5	5.8	1.7	-0.9
15201	Pembuatan kasut kulit &											
15203	Pembuatan kasut getah	1.4	-7.2	-4.3	17.9	2.2	-2.8	-2.0	6.7	4.1	0.8	-1.6
	Industri lain	4.6	-5.3	-4.9	7.9	6.4	-4.9	-4.1	5.9	10.4	4.3	0.8
161/ 16100	Pengilangan dan pengetaman kayu	-7.5	-6.2	4.5	4.8	-4.1	-5.3	-2.3	0.9	4.7	-5.3	1.5

2022													2023			Group Description/Period
Mac	Apr.	Mei	Jun	Jul.	Ogo.	Sep.	Okt.	Nov.	Dis.	Jan.	Feb.	Mac				
-2.2	2.3	2.5	-1.9	-0.3	1.7	1.4	0.7	9.3	14.2	-1.9	-8.0	-1.2	Processing and preserving of meat			
-0.3	0.6	0.6	-0.4	1.4	-0.5	0.6	3.7	0.3	0.4	1.8	-1.1	-0.2	Processing and preserving of fish, crustaceans and molluscs Canning of fish, crustaceans and molluscs			
-1.4	1.1	0.0	0.8	-0.3	-1.2	1.1	4.8	1.7	1.4	1.6	-1.1	0.1	Processing, curing and preserving of fish, crustacean and molluscs			
4.2	-1.4	3.0	-4.8	8.3	2.1	-1.4	-0.6	-5.3	-3.6	2.5	-1.4	-1.6	Other industry			
1.2	0.4	2.5	-0.1	0.6	-0.5	0.1	0.5	0.7	1.1	8.4	3.6	1.9	Processing and preserving of fruits and vegetable Pineapple canning			
-7.3	-0.8	11.9	5.7	3.3	0.5	-1.8	0.05	1.7	5.5	12.4	12.8	4.7	Manufacture of jams, marmalades and table jellies			
1.7	0.5	2.0	-0.5	0.5	-0.6	0.2	0.5	0.7	0.8	8.1	2.9	1.7	Other industry			
-0.1	-0.3	1.0	1.6	1.8	-4.2	2.8	1.1	-1.3	13.9	-5.5	-1.4	-1.2	Manufacture of vegetable and animal oils and fats Manufacture of crude and refined vegetable oil			
0.5	1.3	2.2	3.5	1.8	-2.5	-1.8	-1.6	1.3	0.0	1.9	-1.5	0.1	Manufacture of compound cooking fats			
0.1	2.4	0.9	1.0	-8.1	1.4	-1.1	-3.5	-0.1	1.6	19.0	-1.4	-0.2	Manufacture of coconut oil			
-0.1	-0.5	0.9	1.5	2.1	-4.5	3.3	1.5	-1.6	15.4	-6.8	-1.3	-1.3	Other industry			
-0.7	4.4	0.9	-6.4	-0.8	1.3	-1.6	-3.7	3.0	-0.7	3.0	5.7	-3.0	Manufacture of dairy products Manufacture of condensed, powdered and evaporated milk			
-1.8	4.5	1.6	-7.1	0.6	1.5	-1.4	-5.0	3.5	-1.1	2.6	7.9	-4.4	Other industry			
8.7	3.8	-3.8	-0.2	-10.9	-0.1	-2.6	7.1	-0.7	2.1	6.2	-9.8	9.2	Manufacture of grain mill products, starches and starch products Rice milling			
0.9	2.2	-3.4	-0.2	2.4	1.3	-5.2	0.1	0.8	4.3	1.9	-0.3	-0.3	Flour milling			
-0.1	1.0	-2.5	0.7	0.5	1.6	-1.1	-0.5	-0.6	1.8	4.1	4.4	0.1	Other industry			
2.3	3.5	-4.2	-0.5	3.9	1.6	-10.4	0.1	2.6	6.8	-1.3	-3.0	-0.6	Manufacture of bread, cakes and other bakery products			
-1.5	1.9	-4.0	-5.1	6.2	-3.3	1.5	4.1	0.3	5.6	8.5	-14.7	-2.1	Manufacture of snack products			
4.4	-2.1	1.0	2.2	-1.6	0.7	2.5	-0.3	1.9	4.1	-0.9	-2.8	0.01	Manufacture of other food products Manufacture of biscuits and cookies			
3.8	0.3	1.9	3.1	-2.3	3.0	1.1	-1.3	2.5	-0.1	4.4	-1.9	-0.6	Manufacture of other bakery products			
1.2	1.3	4.0	-0.2	-1.3	1.1	10.4	-3.8	1.3	-0.5	-0.2	-3.5	-2.6	Manufacture of sugar			
6.6	0.5	2.0	7.5	-3.7	0.5	0.8	-0.9	1.2	5.3	-2.7	1.2	0.6	Manufacture of cocoa products			
8.6	-13.5	3.2	-2.2	-4.8	1.1	1.5	4.0	-11.6	-18.9	16.9	1.5	-9.2	Manufacture of chocolate and chocolate products			
8.4	8.9	-19.9	0.8	-0.4	2.9	1.7	1.0	1.4	-0.4	-3.2	4.8	-2.6	Manufacture of sugar confectionery			
14.3	-10.0	0.9	3.0	-1.1	0.3	-3.3	1.5	1.3	13.8	-10.0	-1.6	0.7	Manufacture of sauces and condiments			
4.7	-6.0	1.7	4.8	-4.6	0.4	-1.0	1.1	0.2	14.9	-8.3	-2.5	19.3	Manufacture of other food products n.e.c.			
2.0	-0.8	-0.6	3.7	0.2	0.1	4.7	2.6	5.6	-0.01	7.8	-9.8	-0.6	Other industry			
3.7	-2.3	0.5	1.7	-1.1	0.02	-0.5	0.6	2.6	6.1	-1.3	-1.3	-2.9	Manufacture of prepared animal feeds Manufacture of soft drinks			
-0.2	-1.3	1.2	0.1	0.6	-0.2	-1.2	-0.1	0.2	21.3	-13.8	7.9	-4.7	Production of natural mineral waters and other bottled waters			
-4.7	2.6	-3.8	-1.0	-1.1	1.6	6.6	-0.04	5.2	9.4	-6.8	-2.6	-0.2	Other industry			
-5.6	4.3	-2.2	-1.8	-1.6	2.9	8.2	-0.2	7.2	11.3	-9.6	-2.9	-0.4	Manufacture of beverages Production of natural mineral waters and other bottled waters			
-0.6	-1.3	-7.3	-0.7	0.5	-2.3	4.0	0.1	0.3	1.6	1.5	-3.3	4.4	Other industry			
-12.0	1.1	-6.9	6.7	-2.1	2.4	-0.8	1.3	-0.4	15.1	-1.2	2.7	-12.6	Manufacture of tobacco products Spinning, weaving and finishing of textiles			
-5.0	-13.9	0.0	0.2	-0.01	-3.7	8.7	4.7	2.2	27.6	-17.0	7.0	-3.6	Preparation and spinning of textile fibres			
-1.3	-2.0	2.8	-0.2	-0.4	0.4	3.3	0.3	0.8	3.0	-7.1	-6.6	1.7	Weaving of textiles			
-1.4	-3.1	2.7	-0.5	-0.4	0.4	6.1	-0.2	1.1	1.5	-5.6	-10.5	5.0	Dyeing, bleaching, printing and finishing of yarns and fabrics			
-1.1	0.2	2.9	1.0	-0.2	0.8	-2.5	1.5	-0.2	7.0	-10.6	1.0	-4.8	Other industry			
-0.1	0.3	3.4	-8.3	-1.9	-1.5	2.5	0.9	2.5	-4.4	-0.8	12.8	-0.8	Manufacture of other textiles Manufacture of knitted and crocheted fabrics			
-1.6	0.1	2.1	-1.2	2.4	-0.01	1.2	0.8	2.6	-0.1	6.7	-1.8	2.0	Other industry			
-8.8	-2.5	3.1	-2.1	0.9	0.1	0.3	3.3	6.1	-1.0	-6.5	0.1	-2.1	Manufacture of wearing apparel, except fur			
2.0	1.2	1.6	-0.9	3.1	-0.03	1.5	-0.2	1.2	0.3	12.5	-2.5	3.6	Manufacture of clothings			
-0.1	-1.2	-0.1	-7.2	4.9	-0.2	3.2	-0.6	9.2	11.1	-4.5	-7.2	0.5	Other industry			
0.1	-1.5	1.1	-7.8	6.2	-1.0	4.0	-0.6	9.8	15.8	-6.9	-9.0	-0.2	Manufacture of articles of fur, knitted and crocheted apparel Tanning and dressing of leather; manufacture of luggage, handbags, saddlery and harness; dressing and dyeing of fur			
-0.3	-0.4	-2.3	-5.9	2.3	1.3	1.6	-0.7	7.8	1.1	1.1	-3.1	1.9	Manufacture of footwear			
3.9	1.6	7.0	-0.4	-0.8	-11.5	-0.1	-1.1	0.8	5.4	4.0	-10.3	2.8	Manufacture of leather footwear			
-0.9	-1.6	0.4	-2.2	-4.2	9.4	4.4	-0.2	1.1	3.0	-2.0	-2.4	1.0	Other industry			
-0.7	-0.1	-1.9	-3.7	-4.6	5.4	5.0	0.2	0.1	3.5	3.3	1.0	-1.5	Manufacture of footwear Manufacture of rubber footwear			
-1.8	0.4	-0.5	-3.4	-4.8	5.5	5.2	-0.1	-0.8	6.1	0.8	0.5	-2.1	Other industry			
2.0	-1.3	-5.5	-4.4	-4.0	5.2	4.3	0.8	2.4	-3.1	10.4	2.1	-0.1	Sawmilling and planning of wood			
-5.1	-0.9	-2.4	0.3	-2.0	-0.7	2.2	-0.4	-1.1	2.4	2.9	2.5	-3.2				

Jadual Table **1.6c** : Gaji dan Upah yang Dibayar Sektor Pembuatan Mengikut Kumpulan: Perubahan Peratusan Bulanan/Suku Tahunan
: Salaries and Wages Paid of Manufacturing Sector by Group: Monthly/Quarterly Percentage Change

Kod Kumpulan Group code	Keterangan Kumpulan/Tempoh	2021				2022				2023		
		Q1	Q2	Q3	Q4	Q1	Q2	Q3	Q4	Q1	Jan.	Feb.
162	Pembuatan produk daripada kayu, gabus, jerami dan bahan jalinan lain	3.3	-2.2	5.4	6.5	0.4	-1.8	2.2	2.9	2.5	0.7	-2.5
16211	Pembuatan kepingan venier dan papan lapis	-1.1	-3.2	11.3	9.3	-4.8	-3.5	6.8	3.8	-3.7	-5.5	-1.9
16212	Pembuatan papan partikel dan papan gentian	3.1	3.0	2.2	12.5	8.4	0.3	-2.6	-0.01	10.8	6.3	-1.4
16221	Pertukangan kayu untuk jurubina Industri lain	12.2 5.4	-0.7 -5.0	-1.2 0.5	-0.9 2.7	6.4 2.8	-0.2 -0.5	-0.4 -3.1	2.8 2.8	11.9 2.8	7.1 7.9	-1.5 -6.7
170	Pembuatan kertas dan produk kertas	7.6	-0.6	-1.4	4.6	1.2	-1.5	0.7	4.1	1.3	-0.05	2.1
17010	Pembuatan pulpa, kertas dan kertas tebal	-2.1	0.9	4.2	11.8	-1.0	1.5	1.6	0.03	-12.3	1.3	0.5
17020	Pembuatan kertas gelugur dan kertas tebal dan bekas daripada kertas dan kertas tebal	7.7	2.6	-4.4	3.5	-1.7	2.6	3.1	4.0	2.6	2.0	-5.1
17091	Pembuatan sampul surat dan kad surat	3.8	3.6	0.9	-1.5	-8.8	-2.2	2.3	1.2	-3.0	-3.9	-6.9
17092	Pembuatan kertas kegunaan rumah dan pembersih peribadi	1.4	1.4	-3.1	2.2	12.4	-4.9	-2.8	3.8	15.5	-4.0	30.4
17093	Pembuatan kertas bergam atau pelekat yang berjalur atau bergulung dan label dan kertas dinding Industri lain	-3.3 18.6	-13.9 1.4	5.3 -3.4	3.7 5.9	-6.1 9.9	-11.4 -0.8	-2.2 -0.3	7.0 7.3	-6.8 1.8	-6.4 6.0	0.7 -5.3
181 & 182	Percetakan, aktiviti perkhidmatan berkaitan percetakan dan penerbitan semula media rakaman	5.8	-1.9	-7.7	6.2	5.3	-1.3	-3.2	6.1	3.4	-1.2	-4.7
18110	Percetakan	5.2	-0.6	-8.0	6.2	4.8	0.2	-3.6	6.2	2.5	-2.3	-4.8
18120 & 18200	Aktiviti perkhidmatan berkaitan percetakan & Penerbitan semula media rakaman	9.0	-8.4	-6.0	6.4	8.4	-9.1	-0.7	5.5	8.0	4.3	-4.2
192 (19201 & 19202)	Pembuatan produk petroleum bertapis	0.0	-15.4	8.2	9.9	1.2	-15.4	8.5	8.3	8.2	-10.8	-0.7
201	Pembuatan kimia asas, baja dan sebatian nitrogen, plastik dan getah sintetik dalam bentuk primer	5.2	-2.2	5.4	-2.8	4.4	-1.5	2.6	0.6	6.3	-2.4	1.7
20111	Pembuatan gas perindustrian atau perubatan bukan organik dalam bentuk cecair atau mampat	14.3	1.0	2.7	2.9	24.5	-0.1	5.0	-3.2	21.2	20.6	2.3
20112 & 20113	Pembuatan kimia organik asas & Pembuatan sebatian bukan organik	5.7	-2.4	9.5	-4.3	5.4	-2.4	5.8	-0.1	5.7	0.1	0.7
20121 & 20129	Pembuatan baja & Pembuatan produk campuran nitrogen	10.5	-5.6	0.7	-9.8	4.4	-7.3	-0.7	2.7	-1.5	-9.9	10.2
20131	Pembuatan plastik dalam bentuk primer Industri lain	0.0 4.9	-1.6 1.7	1.9 -3.8	1.3 0.8	-3.8 11.3	1.5 3.7	-3.3 2.3	2.4 0.9	5.8 1.9	-11.3 5.7	-0.2 4.7
202 & 203	Pembuatan produk kimia lain dan serat buatan manusia	4.5	-8.2	-4.8	8.6	3.4	-7.3	0.4	4.5	3.1	-4.5	-1.2
20210	Pembuatan racun perosak dan produk agrokimia lain	34.1	-3.4	-2.2	-4.8	18.1	-0.7	-8.0	4.5	11.8	21.6	-10.2
20221	Pembuatan cat, varnis dan penyadur dan mastik	8.6	-10.6	0.3	5.8	14.0	-13.7	0.6	8.8	14.0	14.8	-11.2
20222	Pembuatan dakwat cetak	0.2	-12.6	-6.7	2.7	-5.3	-7.3	-2.1	2.1	-6.2	-7.4	-2.1
20231 & 20232	Pembuatan sabun dan bahan pencuci, penyediaan membersih dan mengilap & Pembuatan pewangi dan penyediaan dandanan diri	2.2	-13.2	-6.1	4.8	5.5	-14.0	2.0	6.6	10.1	-10.7	9.4
20291 & 20292	Pembuatan plat fotografi, filem, sensitized paper dan other sensitized unexposed materials & Pembuatan dakwat menulis dan melukis	0.6	-0.9	-5.7	20.5	-4.0	-0.1	2.3	2.1	-8.0	-10.8	-3.7
20299	Pembuatan produk kimia lain t.t.t.l. Industri lain	2.0	2.2	-4.1	-0.3	5.6	6.1	-1.2	-5.9	4.0	5.7	0.7
210	Pembuatan produk farmaseutikal, kimia perubatan dan botani	-1.9	8.9	1.7	3.0	-4.5	8.7	3.3	4.4	-10.7	-10.3	-2.3
21001	Pembuatan bahan aktif ubat-ubatan untuk digunakan oleh bidang farmakologi dalam pembuatan ubat-ubatan Industri lain	-2.6 1.2	8.7 9.8	-0.7 11.3	6.1 -8.2	-6.1 1.8	8.9 8.0	2.3 6.9	7.0 -5.3	-12.8 -2.1	-12.5 -0.1	-3.5 2.2
221	Pembuatan produk getah	-6.2	15.3	4.9	-9.9	-6.4	13.3	2.5	-7.9	-6.0	-4.9	-3.9
22111	Pembuatan tayar getah untuk kenderaan	-7.9	17.7	-1.4	-5.8	-7.0	19.8	7.0	-4.3	15.4	-5.6	-12.4
22112	Pembuatan bunga tayar yang boleh ditukar ganti dan tayar celup	5.1	7.2	-4.2	3.4	1.7	13.9	2.2	0.8	6.8	3.1	-7.9
22191 & 22193	Pembuatan produk lain daripada getah asli atau sintetik, tidak divulkan, divulkan atau dikeraskan & Pengilangan semula getah dan prosesan susu getah	4.5	5.1	1.4	-6.8	4.0	8.0	5.7	-6.0	-0.9	-3.1	0.8
22192	Pembuatan sarung tangan getah	-12.9	32.4	11.2	-15.8	-12.2	19.0	1.4	-11.7	-13.9	-6.2	-5.0
22199	Pembuatan produk getah lain yang t.t.t.l.	1.9	-13.0	-7.7	6.0	1.1	-0.4	0.3	-1.0	-1.9	-3.7	-1.1
222	Pembuatan produk plastik	0.3	6.3	-6.3	0.8	-0.7	8.9	0.0	0.3	-1.2	-2.4	-1.1
22201 & 22202	Pembuatan produk plastik separa siap & Pembuatan produk plastik siap	-4.7	7.6	-6.8	0.9	-4.3	10.7	-0.4	4.7	-1.2	-4.8	1.3
22203	Pembuatan artikel plastik untuk pembungkusan barangan	2.9	14.0	-7.2	0.8	1.1	17.1	0.2	6.5	9.6	-3.1	-7.2
22204	Pembuatan barangan plastik jurubina	5.3	1.4	-15.7	7.4	4.9	4.9	-2.6	4.8	9.2	0.7	-5.5
22205	Pembuatan pinggan mangkuk, peralatan dapur dan barangan tandas daripada plastik	4.9	1.5	-1.3	2.1	2.3	2.3	1.5	-4.7	-0.7	-1.5	0.8
22209	Pembuatan pelbagai produk plastik t.t.t.l.	3.1	2.1	-6.1	0.1	1.1	3.9	0.0	-7.4	-10.3	0.1	0.1
231 (23101 & 23102 & 23109)	Pembuatan kaca dan produk kaca	8.7	6.4	-1.9	13.4	1.8	2.2	4.5	7.6	-4.7	-0.3	-5.6

2022													2023			Group Description/Period
Mac	Apr.	Mei	Jun	Jul.	Ogo.	Sep.	Okt.	Nov.	Dis.	Jan.	Feb.	Mac				
-0.3	-0.7	0.9	-1.9	2.5	0.6	0.8	0.6	0.6	3.2	0.3	0.4	-1.0	Manufacture of products of wood, cork, straw and plaiting materials			
-1.1	-2.8	1.9	-1.6	4.4	3.2	1.9	-0.6	2.3	1.5	-6.2	2.3	-1.8	Manufacture of veneer sheets and plywood			
1.8	1.0	-1.6	-1.2	-0.4	-0.7	-1.3	-0.3	0.5	3.4	9.5	-0.8	-2.0	Manufacture of particle board and fibreboard			
-1.3	2.0	0.3	-3.0	3.8	-3.1	-0.2	3.7	-5.0	11.7	7.3	-1.3	-1.4	Manufacture of builders' carpentry			
1.3	0.8	1.3	-1.9	-1.8	-1.1	0.7	1.5	2.7	-2.0	3.2	-1.3	2.8	Other industry			
-1.9	-0.8	-0.8	1.4	-1.0	0.8	1.6	0.7	0.4	5.2	-3.4	3.0	-2.0	Manufacture of paper and paper products			
-1.5	-2.4	4.5	5.4	-2.5	-0.4	-1.4	3.9	-1.4	-5.4	-13.5	12.6	-7.2	Manufacture of pulp, paper and paperboard			
-0.2	3.8	0.4	1.3	-0.9	3.5	1.9	-0.5	2.1	1.9	1.8	-1.6	-0.1	Manufacture of corrugated paper and paperboard and of containers of paper and paperboard			
-1.4	-1.7	4.5	-0.2	1.1	-1.2	2.4	0.1	-1.9	3.6	-4.1	-1.9	2.4	Manufacture of envelopes and letter-card			
-6.5	-3.1	-8.4	0.8	0.3	-2.5	3.3	-0.6	-3.1	15.9	-2.3	15.4	-4.7	Manufacture of household and personal hygiene paper			
-1.7	-10.1	-1.5	1.2	-3.7	-0.6	5.0	3.0	1.3	-0.5	-5.5	-1.2	-2.1	Manufacture of gummed or adhesive paper in strips or rolls and labels and wall paper			
-0.1	1.0	1.1	-1.9	1.2	-0.1	-1.5	0.2	1.8	20.8	-8.7	-3.0	0.5	Other industry			
2.0	-2.1	1.9	-0.4	-2.7	0.2	-2.9	3.2	3.8	6.6	0.8	-5.3	2.2	Printing, service activities related to printing and reproduction of recorded media			
2.7	-1.2	2.1	-0.2	-3.2	-0.1	-2.8	3.4	3.2	7.3	-0.6	-5.0	2.6	Printing			
-1.9	-6.7	0.9	-1.7	0.1	1.7	-3.2	1.7	6.6	2.9	8.7	-6.7	-0.1	Service activities related to printing			
													Reproduction of recorded media			
16.9	-25.1	-0.1	7.4	-0.4	0.9	10.2	-0.5	-4.8	16.1	-4.7	-1.5	17.2	Manufacture of refined petroleum products			
5.2	-5.4	-2.3	5.1	1.4	-1.8	-0.7	0.3	-0.6	5.3	1.0	-1.0	8.0	Manufacture of basic chemicals, fertilizer and nitrogen compounds, plastics and synthetic rubber in primary forms			
0.1	-0.9	-3.3	6.6	-0.5	5.1	-3.4	1.3	-5.7	0.1	6.4	20.6	5.9	Manufacture of liquefied or compressed inorganic industrial or medical gases			
													Manufacture of basic organic chemicals			
2.5	-5.3	-2.6	8.5	2.2	-1.5	-0.2	0.3	-3.0	7.0	2.2	-3.1	5.9	Manufacture of inorganic compounds			
													Manufacture of fertilizers			
10.4	-16.5	1.4	-0.1	1.8	-4.4	0.4	-0.3	1.7	9.6	-4.9	-10.0	12.1	Manufacture of associated nitrogen products			
11.4	-3.6	-3.2	0.9	0.1	-3.7	-1.1	0.1	5.5	2.3	-1.9	-0.1	13.7	Manufacture of plastics in primary forms			
0.2	1.8	0.4	0.0	3.5	-2.0	0.2	-0.04	-0.3	4.9	5.8	-7.9	-4.3	Other industry			
2.1	-6.2	-3.3	-0.1	3.2	-1.5	-1.4	0.03	0.8	16.3	-7.8	2.5	-1.5	Manufacture of other chemical products and man-made fibres			
22.8	-1.0	-11.9	-3.9	1.0	-8.2	10.8	-0.6	2.0	-0.5	2.8	0.8	23.6	Manufacture of pesticides and other agrochemical products			
1.2	-5.7	-9.0	1.9	3.5	-1.7	0.8	2.3	0.4	18.2	-1.4	12.5	-12.6	Manufacture of paints, varnishes and similar coatings ink and			
1.8	-3.3	-5.3	-3.3	1.3	1.3	-0.8	1.3	-0.4	3.6	-7.7	-2.5	3.5	Manufacture of printing ink			
													Manufacture of soap and detergents, cleaning and polishing preparations			
-0.4	-14.6	-3.7	1.7	0.8	3.2	-2.2	-1.9	1.6	23.8	-10.1	11.8	-4.5	Manufacture of perfumes and toilet preparations			
													Manufacture of photographic plates, films, sensitized paper and other sensitized unexposed materials			
-0.3	-0.1	2.5	-0.4	6.4	-4.4	-4.6	0.8	0.4	17.6	-11.4	-9.8	-0.5	Manufacture of writing and drawing ink			
													Manufacture of other chemical products n.e.c.			
-0.3	3.2	5.0	-1.5	-1.4	1.6	-4.4	-1.6	-1.8	-2.1	6.1	6.6	-12.3	Other industry			
0.0	12.7	-4.5	0.7	2.3	3.5	-0.8	2.3	-5.1	15.2	-14.2	-5.5	0.5	Manufacture of pharmaceuticals, medicinal chemical and botanical products			
													Manufacture of medicinal active substances to be used for their pharmacological properties in the manufacture of medicaments			
1.0	12.8	-4.6	0.5	1.5	3.3	-0.3	4.3	-6.6	19.6	-17.0	-6.8	0.9	Other industry			
-3.7	12.4	-4.1	1.6	5.5	4.0	-2.7	-5.0	1.3	-1.8	-1.0	-0.2	-0.6	Other industry			
0.7	4.6	9.0	9.1	-4.1	-0.4	-4.3	-4.0	0.03	-3.2	-5.6	2.1	1.3	Manufacture of rubber products			
18.5	-0.7	18.9	0.6	-0.7	4.6	-3.8	-3.5	1.4	-1.9	22.3	-3.8	-7.2	Manufacture of rubber tyres for vehicles			
23.6	0.4	1.0	2.8	-2.1	3.2	-0.1	1.7	-1.2	-3.2	0.8	0.5	25.2	Manufacture of interchangeable tyre treads and retreading rubber tyres			
													Manufacture of other products of natural or synthetic rubber, unvulcanized, vulcanized or hardened			
5.2	2.7	0.7	3.0	1.7	1.7	1.8	-8.7	-0.01	3.4	-6.2	1.0	7.7	Rubber remilling and latex processing			
-2.8	6.0	16.4	14.2	-7.1	-3.1	-7.2	-4.0	0.7	-7.9	-12.1	6.5	-3.0	Manufacture of rubber gloves			
-4.0	5.8	-6.3	4.1	-1.5	3.2	-2.3	-0.1	-2.3	3.5	-3.9	-3.2	8.2	Manufacture of other rubber products n.e.c.			
6.9	3.7	2.8	-2.9	-0.4	2.4	-0.4	-0.7	-1.8	5.2	-2.9	-2.9	2.9	Manufacture of plastics products			
													Manufacture of semi-manufactures of plastic products			
5.0	5.2	6.6	-8.1	0.7	5.1	-2.2	1.5	-0.03	8.9	-3.9	0.8	-9.9	Manufacture of finished plastic products			
23.6	4.0	2.4	-3.0	0.8	2.0	-2.1	6.4	-0.9	4.3	4.5	-7.6	23.7	Manufacture of plastic articles for the packing of goods			
9.1	1.9	1.9	-6.4	0.5	0.4	1.2	1.5	-1.5	10.1	0.5	-1.2	9.9	Manufacture of builders' plastics ware			
4.7	-0.5	-0.7	-0.1	0.4	1.9	0.4	-2.7	-5.7	2.7	-2.0	1.2	2.1	Manufacture of plastic tableware, kitchenware and toilet articles			
-0.3	3.1	0.1	2.5	-2.5	0.2	2.4	-7.4	-3.5	2.1	-8.0	-4.4	1.0	Manufacture of diverse plastic products n.e.c.			
1.4	-0.1	7.0	-3.4	2.4	-0.8	8.3	-0.5	0.5	7.6	-4.1	-7.8	-0.8	Manufacture of glass and glass products			

Jadual Table **1.6c** : Gaji dan Upah yang Dibayar Sektor Pembuatan Mengikut Kumpulan: Perubahan Peratusan Bulanan/Suku Tahunan
 : *Salaries and Wages Paid of Manufacturing Sector by Group: Monthly/Quarterly Percentage Change*

Kod Kumpulan Group code	Keterangan Kumpulan/Tempoh	2021				2022				2023		
		Q1	Q2	Q3	Q4	Q1	Q2	Q3	Q4	Q1	Jan.	Feb.
239	Pembuatan pengeluaran galian bukan logam t.t.t.l.	-1.0	-0.2	-3.3	4.4	0.1	2.0	-0.4	2.0	-3.4	-2.2	-2.2
23911	Pembuatan mortar refraktori dan konkrit &	-6.0	-1.0	-1.5	-8.0	-12.9	5.3	1.6	2.3	-7.5	-12.5	-0.6
23921	Pembuatan seramik bukan refraktori											
23930	Pembuatan produk porselin dan seramik lain	-1.9	-7.3	-1.8	6.0	8.9	-1.6	-2.2	-2.0	-10.0	-0.3	9.9
23941	Pembuatan simen hidrolik	0.0	6.0	-11.0	3.8	-1.6	0.3	-2.5	3.7	3.6	2.4	-12.1
23951	Pembuatan konkrit dan mortar siap bancuh dan bancuhan kering	2.7	0.8	-1.6	4.6	2.8	2.2	1.0	-1.2	-5.2	-3.6	-3.5
23952	Pembuatan konkrit pratuangan, simen atau artikel batu buatan yang digunakan dalam pembinaan;											
23953	Pembuatan komponen struktur pasang siap untuk bangunan atau kejuruteraan awam dari simen, batu atau konkrit buatan	-1.3	-1.6	-2.4	3.5	0.0	1.1	0.2	1.2	-1.6	3.6	-0.8
23959	Pembuatan artikel konkrit, simen dan plaster lain t.t.t.l.											
23990	Pembuatan produk mineral bukan logam lain t.t.t.l.	-2.0	-4.5	0.0	14.9	0.3	-0.3	-0.8	8.3	-1.0	-10.5	-2.3
	Industri lain	0.1	8.7	-9.1	5.8	5.1	8.4	-3.7	2.9	-7.8	-0.7	-2.6
241 (24101 & 24102 & 24103 & 24104 & 24109)	Pembuatan besi dan keluli asas	5.0	-8.5	-2.8	12.8	6.7	-4.7	-5.7	6.9	5.7	-1.8	-2.3
242 (24201 & 24202 & 24209)	Pembuatan logam asas berharga dan logam bukan ferus lain	4.3	-0.6	-3.1	8.2	-1.6	-7.9	0.1	6.5	9.9	-3.3	-1.7
243	Pengacuan logam	3.1	-5.6	-1.1	5.9	1.0	-5.6	1.4	3.0	-2.3	-0.9	0.7
251 & 252	Pembuatan produk struktur logam, tangki, takungan, penjana wap, senjata dan peluru	-0.3	-7.0	-0.3	5.2	-0.3	-2.7	0.2	4.9	1.9	1.6	-4.1
25113	Pembuatan pintu, tingkap dan bingkai, penutup tingkap dan & pintu pagar daripada logam	-5.9	-9.9	-4.1	4.6	-1.2	-4.2	-1.1	7.6	3.6	1.4	-6.4
25119	Pembuatan produk struktur logam lain											
25120	Pembuatan tangki, takungan dan kontena daripada logam	4.8	-1.9	10.0	6.5	-0.3	-1.4	2.5	1.0	-0.7	0.7	-0.8
	Industri lain	16.5	-6.4	-10.4	3.6	3.4	-0.3	-1.9	6.3	2.0	5.1	-3.8
259	Pembuatan lain-lain produk yang direka daripada logam; aktiviti perkhidmatan kerja logam	2.1	-5.6	0.3	9.8	0.5	-4.4	-0.6	4.8	4.6	-2.2	-3.0
25910	Tempaan, tekanan, hentakan dan bentuk gelekkan logam; serbuk metalurgi	3.2	-2.7	-0.9	5.2	-1.4	-3.1	-3.1	3.4	-2.2	-7.6	0.1
25920	Rawatan dan penyalutan logam; menggunakan mesin	5.1	-3.5	-8.1	10.1	3.3	-1.8	-7.1	4.4	1.9	-5.3	1.6
25991	Pembuatan tin untuk produk makanan dan minuman, tiub dan kotak boleh dilipat	-3.8	-9.8	4.6	18.9	-5.6	-2.3	8.4	14.6	-1.3	-8.8	-2.4
25992	Pembuatan kabel, plaited bands (jalur/pita berpintal) dan artikel seumpamanya daripada logam											
25993	Pembuatan bolt, skru, nat dan produk uliran seumpamanya	5.2	-8.4	10.1	18.9	1.5	-7.9	3.2	5.1	5.2	2.0	-2.9
25994	Pembuatan barangan rumah daripada logam	6.8	-3.1	-11.6	-3.3	-0.9	5.5	1.7	-6.3	0.7	-0.1	-7.3
25999	Pembuatan produk lain yang direka daripada logam t.t.t.l.	4.4	-4.0	-3.0	3.6	6.5	-1.4	-1.7	1.3	12.3	3.0	-2.7
	Industri lain	-13.0	-8.3	-0.7	1.9	-13.3	-19.7	-8.9	6.0	15.9	-2.9	-23.2
261	Pembuatan komponen dan papan elektronik	7.2	-3.2	-4.8	9.1	4.1	-5.0	-3.4	7.1	3.2	-5.9	3.9
26101	Pembuatan diod, transistor dan alatan semikonduktor yang seumpamanya											
26102	Pembuatan litar elektronik bersepadu dengan pemasangan mikro	7.7	0.2	-4.0	6.9	1.6	-2.7	-4.1	5.4	2.9	-7.4	1.9
26103	Pembuatan kapasitor dan perintang elektrik											
26104	Pembuatan papan litar bercetak	8.1	-9.5	-6.2	14.8	8.6	-10.0	-1.3	11.1	3.6	-4.1	8.9
26105	Pembuatan komponen paparan											
26109	Pembuatan komponen lain untuk aplikasi elektronik	-6.0	-8.2	-7.9	4.4	9.9	-1.5	-6.6	2.5	5.3	7.0	-4.1
262 (26201 & 26202)	Pembuatan komputer dan kelengkapan peranti	7.1	-6.7	3.5	8.5	-1.6	-0.3	-0.9	7.5	-5.1	-7.3	-3.8
263/ 26300	Pembuatan peralatan komunikasi	-1.5	12.5	-6.9	14.3	6.4	1.1	-4.6	13.0	-0.2	3.2	-0.7
264/ 26400	Pembuatan peralatan elektronik pengguna	-9.2	-3.2	1.1	13.7	5.4	-0.7	4.9	-0.2	-3.9	8.2	-5.2
265	Pembuatan kelengkapan mengukur, menguji, memandu arah dan kawalan; jam tangan dan jam	-0.3	-1.9	2.9	13.7	10.9	11.9	8.8	12.2	-11.6	-6.1	2.3
26511	Pembuatan kelengkapan mengukur, menguji, memandu arah dan kawalan	0.5	-2.4	3.4	13.9	11.7	13.6	9.1	12.8	-12.6	-6.4	3.3
26512	Pembuatan kelengkapan kawalan proses perindustrian											
26520	Pembuatan jam tangan dan jam dan bahagiannya	-7.4	2.9	-1.1	11.8	3.1	-6.2	5.6	4.8	2.7	-3.0	-7.9
266/ 26600	Pembuatan peralatan penyinaran, perubatan elektro dan elektroterapeutik	20.4	15.0	-1.1	-7.8	4.9	4.2	-1.4	1.9	2.3	16.8	-0.5

2022													2023			Group Description/Period
Mac	Apr.	Mei	Jun	Jul.	Ogo.	Sep.	Okt.	Nov.	Dis.	Jan.	Feb.	Mac				
3.6	-0.2	0.8	0.1	-0.5	-1.1	1.5	0.5	0.04	2.6	-2.9	-4.4	2.3	Manufacture of non-metallic mineral products			
													<i>Manufacture of refractory mortars and concretes</i>			
7.0	-3.4	8.6	-3.7	3.6	-3.1	-0.3	1.0	-0.8	9.4	-12.3	-4.1	7.6	<i>Manufacture of non-refractory ceramic</i>			
-6.4	-5.6	7.8	1.1	-6.8	1.8	1.0	-0.9	-3.4	-0.4	8.4	-23.6	-0.4	<i>Manufacture of other porcelain and ceramic products</i>			
1.9	1.8	3.7	-2.1	-0.8	-5.8	7.6	-2.9	0.9	9.4	2.2	-7.0	-0.4	<i>Manufacture of hydraulic cement</i>			
8.5	-0.5	-3.0	1.4	0.3	1.5	-0.6	1.5	-6.0	3.8	-3.9	-2.2	-0.8	<i>Manufacture of ready-mix and dry-mix concrete and mortars</i>			
													<i>Manufacture of precast concrete, cement or artificial stone articles for use in construction</i>			
0.9	-1.0	2.0	1.2	0.6	-3.4	1.4	0.1	5.0	-5.5	3.1	-5.7	4.2	<i>Manufacture of prefabricated structural components for building or civil engineering of cement, concrete or artificial stone</i>			
													<i>Manufacture of other articles of concrete, cement and plaster n.e.c.</i>			
1.6	-6.6	10.0	-0.4	-5.1	0.9	3.2	2.3	-2.0	14.1	-9.9	2.3	-0.3	<i>Manufacture of other non-metallic mineral products n.e.c.</i>			
10.1	14.8	-15.6	-0.8	0.8	2.3	1.2	0.1	0.05	3.7	-9.7	-2.9	4.7	<i>Other industry</i>			
3.6	-4.0	-2.7	-1.5	-4.9	0.1	2.9	-0.02	0.7	13.1	-0.3	-3.9	0.6	Manufacture of basic iron and steel			
-8.1	-3.3	3.4	-2.5	-1.0	2.0	1.0	2.0	0.2	8.7	3.5	2.9	-4.5	Manufacture of basic precious and other non-ferrous metals			
-1.0	-3.6	-1.4	-2.3	3.3	-1.4	3.2	-0.4	0.2	5.0	-0.4	-7.9	0.6	Casting of metals			
-0.8	-0.9	1.4	-2.7	1.8	-2.3	3.9	0.8	2.4	2.1	-0.1	-0.8	1.1	Manufacture of structural metal products, tanks, reservoirs, steam generators, weapons and ammunition			
													<i>Manufacture of metal doors, windows and their frames, shutters and gates</i>			
-1.1	0.2	0.9	-6.2	2.6	-3.5	8.4	-0.5	3.1	4.7	-1.0	-0.4	2.5	<i>Manufacture of other structural metal products</i>			
													<i>Manufacture of tanks, reservoirs and containers of metal</i>			
-1.1	-2.3	2.5	0.7	2.0	-1.2	0.2	1.3	0.1	-0.5	0.4	-0.5	-1.3	<i>Other industry</i>			
1.6	-1.1	0.4	2.3	-2.2	-0.4	-3.1	4.5	6.7	-1.2	2.5	-3.6	2.0	Manufacture of other fabricated metal products; metal working service activities			
-0.2	-4.3	2.1	-1.3	-1.5	1.2	0.9	0.7	1.0	7.0	-0.4	1.3	-2.0	<i>Forging, pressing, stamping and roll-forming of metal; powder metallurgy</i>			
-2.2	-1.1	1.9	-5.3	-1.1	2.5	-1.8	0.1	-0.8	12.8	-7.3	-2.2	-2.3	<i>Treatment and coating of metals; machining</i>			
-3.4	-3.1	3.7	2.1	-8.2	-2.4	0.8	-0.6	2.9	10.1	-5.1	2.2	-4.7	<i>Manufacture of tins and cans for food products, collapsible tubes and boxes</i>			
2.3	-3.6	-0.4	2.7	-1.1	5.7	11.4	-0.9	7.5	2.3	-3.2	-1.4	-2.9	<i>Manufacture of metal cable, plaited bands and similar articles</i>			
													<i>Manufacture of bolts, screws, nuts and similar threaded products</i>			
-0.1	-12.1	9.5	-1.1	1.8	-1.1	-0.3	3.5	0.5	5.3	-1.4	4.9	-0.8	<i>Manufacture of metal household articles</i>			
7.6	-0.8	5.0	1.8	3.5	-4.1	-5.2	-2.7	0.4	2.8	-0.5	-1.0	-0.2	<i>Manufacture of any other fabricated metal products n.e.c.</i>			
0.7	-1.2	1.5	-2.3	-2.2	2.4	-0.1	-0.1	-1.6	5.0	11.3	-2.2	-1.3	<i>Other industry</i>			
3.8	3.6	-25.1	-0.7	0.2	2.9	-0.9	1.3	0.4	12.0	-5.7	22.0	-1.9	Manufacture of electronic components and boards			
-6.6	-1.1	-0.8	-0.5	-4.4	0.5	3.9	-0.5	-0.7	15.6	-7.8	4.6	-2.7	<i>Manufacture of diodes, transistors and similar semiconductor devices</i>			
-4.2	-0.8	-0.9	2.6	-6.6	0.6	2.5	-0.5	-1.3	14.7	-7.7	3.0	1.1	<i>Manufacture of electronic integrated circuits micro assemblies</i>			
													<i>Manufacture of electrical capacitors and resistors</i>			
-12.7	-1.8	-0.3	-6.1	0.3	0.3	7.5	-0.4	0.4	18.0	-8.6	8.1	-10.3	<i>Manufacture of printed circuit boards</i>			
													<i>Manufacture of display components</i>			
9.5	-2.0	-2.6	-6.8	-1.2	0.1	-0.05	-0.2	-1.0	9.9	-1.4	0.1	2.0	<i>Manufacture of other components for electronic applications</i>			
4.3	-3.2	2.3	-0.3	-5.2	1.6	8.5	-1.5	-4.8	19.5	-13.3	3.1	-8.7	Manufacture of computers and peripheral equipment			
1.5	12.1	-16.1	1.0	-1.2	4.4	-2.4	-0.1	23.6	-5.8	-1.1	-3.1	0.8	Manufacture of communication equipment			
-2.9	2.6	-1.1	3.8	-3.4	11.6	-3.8	-0.8	0.1	-1.3	-0.4	-7.3	7.1	Manufacture of consumer electronics			
11.6	-4.7	7.7	9.4	-4.2	6.0	1.6	1.5	5.7	10.1	-22.3	4.0	6.5	Manufacture of measuring, testing, navigating and control equipment; watches and clocks			
													<i>Manufacture of measuring, testing, navigating and control equipment</i>			
13.0	-4.7	8.0	10.2	-4.6	6.2	1.7	1.6	6.1	10.0	-23.7	4.7	7.1	<i>Manufacture of industrial process control equipment</i>			
-3.7	-3.7	4.3	-0.3	2.6	2.8	-0.7	0.3	0.1	11.6	-1.5	-4.6	0.03	<i>Manufacture of watches and clocks and parts</i>			
7.3	-1.8	1.4	1.4	-2.0	-0.4	-1.4	-0.6	-1.6	14.3	-7.7	4.8	-3.0	Manufacture of irradiation, electromedical and electrotherapeutic equipment			

Jadual **1.6c** : Gaji dan Upah yang Dibayar Sektor Pembuatan Mengikut Kumpulan: Perubahan Peratusan Bulanan/Suku Tahunan
 Table : *Salaries and Wages Paid of Manufacturing Sector by Group: Monthly/Quarterly Percentage Change*

Kod Kumpulan Group code	Keterangan Kumpulan/Tempoh	2021				2022				2023		
		Q1	Q2	Q3	Q4	Q1	Q2	Q3	Q4	Q1	Jan.	Feb.
267 (26701 & 26702) & 268 (26800)	Pembuatan peralatan optikal, kelengkapan fotografi, media magnetik dan optikal	5.1	-7.8	-2.7	9.6	18.3	8.0	-4.3	-0.8	0.6	-5.1	0.2
271	Pembuatan motor elektrik, penjana, transformer dan perkakasan pengagihan dan pengawalan elektrik	-0.6	-13.2	9.3	7.6	-5.1	-12.0	8.4	1.2	1.8	-5.5	-4.0
	27101 Pembuatan motor elektrik, penjana dan transformer	-6.7	8.6	9.9	2.0	-7.6	4.4	4.7	-2.5	-3.9	-3.0	-8.7
	27102 Pembuatan perkakasan pengagihan dan pengawalan elektrik	2.1	-22.3	9.0	10.9	-3.7	-20.6	11.0	3.6	5.2	-6.8	-1.5
272/ 27200	Pembuatan bateri dan akumulator	-11.3	8.3	14.1	-3.2	1.2	-3.0	6.7	6.1	4.6	2.5	1.7
273	Pembuatan pendawaian dan peranti pendawaian	3.0	-2.0	4.2	9.1	0.5	0.1	6.9	0.8	-5.4	-6.0	-2.0
	27310 Pembuatan kabel gantian optikal	-31.3	11.8	30.0	45.3	-26.4	0.5	20.4	10.1	-16.0	-33.6	-1.3
	27320 Pembuatan wayar dan kabel elektronik dan elektrik lain	5.8	-2.8	2.3	6.8	3.1	0.4	6.1	0.5	-4.3	-3.5	-2.3
	27330 Pembuatan alatan pendawaian pembawa dan bukan pembawa arus untuk litar elektrik (tanpa mengira jenis bahan)	2.4	1.8	11.7	-1.8	6.2	-8.3	0.9	-10.7	-11.2	7.0	2.6
274/ 27400	Pembuatan kelengkapan pencahayaan elektrik	21.5	12.7	16.3	1.0	1.0	-10.4	16.0	3.2	-8.0	8.1	-10.0
275/ 27500	Pembuatan perkakasan domestik	-0.3	-17.9	-13.9	-9.2	6.3	-4.3	-11.3	-15.5	5.8	3.7	-1.5
279/ 27900	Pembuatan kelengkapan elektrik lain	-5.3	2.5	2.0	13.9	6.6	1.8	9.6	15.9	0.7	-7.2	-0.7
281 & 282	Pembuatan jentera kegunaan umum dan kegunaan khas	1.6	-6.4	-0.7	7.8	1.0	-4.7	1.2	6.1	-0.1	-2.3	-0.9
	28120 Pembuatan alat-alat kuasa bendalir &											
	28130 Pembuatan pam, pemampat, kepala paip dan injap lain	-9.8	-6.8	-0.1	11.2	-7.5	-0.7	4.5	8.9	-10.1	-19.1	-5.4
	28180 Pembuatan alatan tangan yang menggunakan kuasa dilengkapkan dengan motor elektrik atau bukan motor elektrik atau pneumatik &											
	28220 Pembuatan jentera pembentukan logam dan alatan mesin	4.6	-9.2	3.0	13.3	-8.4	-3.6	3.8	5.8	-8.5	-13.5	5.8
	28192 Pembuatan mesin penyaman udara, termasuk untuk kenderaan bermotor	-0.2	-4.0	4.4	-1.2	4.4	-4.6	9.7	7.2	-8.4	0.8	5.1
	28290 Pembuatan lain-lain mesin bertujuan khas t.t.t.l. Industri lain	5.3	-5.4	-6.0	11.5	3.5	-13.5	-8.6	10.9	8.9	-3.9	1.3
		2.2	-6.1	-2.9	6.8	5.7	-3.3	-1.0	4.2	7.2	7.2	-5.9
291 (29101 & 29102)	Pembuatan kenderaan bermotor	1.8	1.5	-3.7	14.2	-0.6	1.7	-3.3	5.1	-8.5	-8.0	2.4
292/ 29200	Pembuatan kerangka (<i>coachwork</i>) untuk kenderaan bermotor; pembuatan treler dan semi treler	4.4	7.3	0.0	6.0	2.4	12.5	2.6	3.4	5.1	-6.0	4.0
293/ 29300	Pembuatan alat ganti dan aksesori untuk kenderaan bermotor	-1.7	-2.9	-8.6	8.8	-2.6	0.5	-4.0	5.3	-1.2	-8.1	2.3
301 (30110 & 30120)	Pembinaan kapal dan bot	8.4	-10.3	-8.6	2.7	10.3	-5.6	-4.1	1.7	11.6	-0.7	1.3
302, 303, 304 & 309	Pembuatan lokomotif keretapi, <i>rolling stock</i> , kapal angkasa dan udara, jentera berkaitan, kenderaan tempur ketenteraan, dan kelengkapan pengangkutan t.t.t.l.	7.5	-1.5	-5.4	5.2	5.5	1.7	-2.1	-0.3	3.1	3.5	3.6
	30910 Pembuatan motosikal	13.5	1.7	-4.9	7.8	7.1	3.6	-3.6	-4.3	4.1	3.0	3.4
	30920 Pembuatan basikal dan <i>invalid carriages</i> Industri lain	1.2	-7.9	-7.7	-4.3	0.2	-2.1	1.5	6.5	-2.3	9.2	1.8
		-0.3	-4.2	-4.9	5.2	4.7	-1.1	-0.4	6.3	3.8	1.7	5.2
310	Pembuatan perabot	0.9	-6.3	1.4	9.7	2.2	-4.4	-1.0	4.0	5.5	2.1	-1.9
	31001 Pembuatan perabot kayu dan rotan Industri lain	-0.5	-6.3	3.2	11.2	3.2	-4.6	0.7	4.5	6.5	2.5	-1.9
		5.4	-6.2	-4.1	4.6	-1.2	-3.8	-7.3	2.1	1.3	0.6	-1.6
321 (32110 & 32120)	Pembuatan barang kemas, <i>bijouterie</i> dan artikel berkaitan	2.1	-9.1	-4.8	16.6	1.4	-7.5	-1.0	11.4	-2.8	-8.6	-4.8
322, 325 & 329	Pembuatan instrumen muzik, peralatan dan bekalan perubatan dan pergigian dan pembuatan lain t.t.t.l.	5.3	-3.2	-0.3	3.8	0.9	-2.8	1.9	-0.4	-2.1	-1.6	-0.8
	32901 Pembuatan alat tulis Industri lain	5.5	-1.4	0.3	4.2	1.4	-1.1	-1.7	-4.3	0.4	0.1	0.4
		5.2	-3.6	-0.4	3.7	0.8	-3.2	3.0	0.6	-2.8	-2.0	-1.2
323/ 32300	Pembuatan barangan sukan	5.2	-7.2	-0.3	6.4	-0.1	-4.2	-0.3	8.5	1.5	0.4	-3.3
324/ 32400	Pembuatan permainan dan mainan	-23.3	7.2	43.5	18.7	-12.6	0.3	16.2	2.6	-1.8	-22.7	2.6
331 & 332	Pembaikan pemasangan produk logam, jentera, kelengkapan dan pemasangan jentera perindustrian dan kelengkapan	2.0	-4.0	-3.5	10.8	1.0	-0.9	-5.8	9.8	4.8	0.2	-1.1
	33150 Pembaikan dan penyelenggaraan kelengkapan pengangkutan kecuali motosikal dan basikal Industri lain	3.1	-8.3	-2.0	4.5	3.1	-1.6	-7.3	20.0	6.2	0.3	2.5
		1.7	-2.8	-4.0	12.6	0.5	-0.7	-5.4	7.3	4.4	0.1	-1.9
Jumlah Pembuatan		2.0	-1.9	-1.2	5.8	1.4	-0.8	0.2	4.1	0.8	-3.2	-0.8

2022													2023			Group Description/Period
Mac	Apr.	Mei	Jun	Jul.	Ogo.	Sep.	Okt.	Nov.	Dis.	Jan.	Feb.	Mac				
40.8	-13.8	-1.2	5.8	-3.7	-4.7	-2.4	-1.8	-0.7	14.6	-9.7	-2.3	11.3	Manufacture of optical instruments, photographic equipment, magnetic and optical media			
-7.2	-12.2	9.0	2.8	2.3	2.5	-1.3	-2.2	-0.6	11.9	-1.7	-6.5	2.4	Manufacture of electric motors, generators, transformers and electricity distribution and control apparatus			
-3.1	3.8	7.6	2.7	0.1	1.6	-1.9	0.2	-4.3	2.8	4.8	-12.2	-1.7	Manufacture of electric motors, generators and transformers			
-9.3	-20.7	10.0	2.8	3.8	3.2	-1.0	-3.8	1.9	17.6	-5.3	-3.0	4.6	Manufacture of electricity distribution and control apparatus			
-3.6	-5.4	7.8	-1.9	1.5	6.2	-0.7	1.4	2.3	4.7	-2.7	6.9	-3.1	Manufacture of batteries and accumulators			
-1.7	-3.5	7.4	2.0	1.0	3.1	0.1	2.1	-6.0	5.5	-4.8	-0.7	-5.1	Manufacture of wiring and wiring devices			
2.2	-9.7	15.5	-0.4	10.1	3.0	7.8	-0.1	-0.7	13.1	-22.4	1.2	-2.3	Manufacture of fibre optic cables			
-2.0	-2.8	7.1	2.1	0.4	3.1	-0.4	2.4	-6.6	5.9	-3.5	-0.8	-5.4	Manufacture of other electronic and electric wires and cables			
-2.8	-8.3	-0.4	3.9	-1.8	2.1	-3.2	0.2	-2.3	-24.4	10.0	-0.2	-2.5	Manufacture of current -carrying and non current-carrying wiring devices for electrical circuits regardless of material			
-15.1	-5.1	6.8	14.6	0.04	6.4	-1.1	-2.3	2.2	8.1	-6.3	-3.6	-15.5	Manufacture of electric lighting equipment			
-1.9	-19.1	31.0	-0.5	-9.1	-8.3	-14.0	-3.0	-1.8	2.5	1.9	4.8	-1.4	Manufacture of domestic appliances			
2.8	-1.5	1.1	2.8	0.5	0.3	19.4	-3.7	1.2	19.2	-6.3	-3.9	-5.4	Manufacture of other electrical equipment			
-7.6	1.6	0.0	-2.2	0.6	2.7	1.0	1.5	-1.5	12.2	-4.4	-2.1	-3.6	Manufacture of general-purpose and special-purpose machinery			
													Manufacture of fluid power equipment			
1.3	0.8	-0.3	-1.2	3.1	2.9	0.9	1.8	-3.4	23.7	-20.3	-1.5	1.5	Manufacture of other pumps, compressors, taps and valves			
													Manufacture of power-driven hand tools with self-contained electric or non-electric motor or pneumatic drives			
-13.3	3.2	1.8	-0.9	0.3	4.2	1.7	4.1	-3.5	4.7	-8.9	-4.3	4.3	Manufacture of metal-forming machinery and machine tools			
4.7	-10.1	1.8	-0.1	5.3	7.2	-3.5	-0.7	3.2	17.1	-19.8	5.0	-3.6	Manufacture of air-conditioning machines, including for motor vehicles			
-20.0	8.5	-10.2	-1.7	-4.1	-0.5	1.0	3.2	0.2	20.2	-0.5	0.9	-10.2	Manufacture of other special-purpose machinery			
-6.7	3.8	1.6	-4.0	-0.2	0.8	2.6	0.5	-2.4	9.7	6.9	-4.6	-5.8	Other industry			
-7.5	6.2	0.4	-0.3	-4.5	4.5	-4.7	1.9	-1.2	17.4	-15.3	0.6	-7.9	Manufacture of motor vehicles			
14.0	1.5	0.3	1.2	0.1	-1.5	8.2	-3.5	0.2	6.2	4.6	-0.8	-8.7	Manufacture of bodies (coachwork) for motor vehicles; manufacture of trailers and semi-trailers			
-2.9	4.0	-3.8	1.0	-4.7	0.9	2.2	0.4	0.5	8.0	-8.6	3.1	1.6	Manufacture of parts and accessories for motor vehicles			
20.8	-13.2	-5.4	-1.9	-1.4	-0.04	1.4	0.2	0.1	1.6	2.6	1.7	19.2	Building of ships and boats			
2.9	-1.2	1.6	-3.5	-0.6	-1.4	3.7	-0.3	-3.6	1.6	1.5	2.1	0.9	Manufacture of railway locomotives, rolling stock, air and spacecraft, related machinery, military fighting vehicles and transport equipment n.e.c			
7.6	-1.7	1.7	-5.2	-1.1	-0.3	2.2	-0.2	-8.9	1.8	3.3	3.7	0.9	Manufacture of motorcycles			
-4.7	-1.4	4.0	-2.0	0.5	0.2	2.8	-1.5	8.9	0.5	-6.4	0.7	2.1	Manufacture of bicycles and invalid carriages			
-4.5	0.4	-0.2	0.4	0.2	-5.0	8.3	0.1	2.8	1.9	1.8	-0.6	0.3	Other industry			
-0.5	-2.8	0.5	-3.2	-1.0	0.5	4.9	-0.5	-0.1	3.7	5.6	-3.3	-0.7	Manufacture of furniture			
-0.3	-3.3	0.8	-3.1	0.1	0.8	5.8	-0.7	-0.2	3.8	7.0	-3.8	-0.7	Manufacture of wooden and cane furniture			
-1.5	-0.8	-0.5	-3.5	-5.0	-0.6	1.5	0.1	0.1	3.3	-0.1	-0.9	-0.5	Other industry			
-5.3	-1.6	-1.1	-0.2	-0.6	0.6	-0.9	0.6	2.6	27.7	-15.4	-5.0	2.9	Manufacture of jewellery, bijouterie and related articles			
-1.4	-2.2	0.1	1.8	-0.7	2.2	0.1	-2.2	-0.6	4.2	-2.8	-1.2	-3.2	Manufacture of musical instruments, medical and dental instruments and supplies and other manufacturing n.e.c.			
-1.7	1.3	-2.9	1.7	0.1	0.6	-7.0	0.7	-2.1	3.2	-3.8	5.6	-2.4	Manufacture of stationery			
-1.4	-3.1	0.9	1.8	-1.0	2.7	2.0	-2.9	-0.2	4.4	-2.5	-2.9	-3.4	Other industry			
0.4	-4.5	1.9	-0.5	-1.2	2.7	-3.4	10.4	0.8	-2.4	-0.9	5.5	0.2	Manufacture of sports goods			
-4.2	-0.7	1.6	6.0	5.8	5.0	4.9	-8.1	2.3	14.6	-12.4	-0.4	6.6	Manufacture of games and toys			
2.3	2.3	-4.8	-3.3	-1.6	-0.8	0.4	5.5	4.0	4.0	0.3	0.9	-0.3	Repair of fabricated metal products, machinery and equipment and installation of industrial machinery and equipment			
3.2	1.8	-7.9	-2.8	-5.8	3.3	2.8	2.7	17.6	4.7	-4.5	6.0	-4.1	Repair and maintenance of transport equipment except motorcycles and bicycles			
2.0	2.5	-4.0	-3.4	-0.6	-1.8	-0.2	6.3	0.6	3.8	1.7	-0.6	0.9	Other industry			
0.5	-1.6	0.9	0.4	-1.4	0.8	1.5	-0.05	0.1	8.5	-4.4	-0.2	0.1	Total Manufacturing			

Jadual 2 : Pengeluaran Produk Utama dalam Industri Pembuatan yang Terpilih
Table 2 : Production of Major Products in Selected Manufacturing Industries

Keterangan Produk Product Description	Unit Kuantiti Quantity Unit	2020	2021	2022			
					Jan.	Feb.	Mac
Ikan tin <i>Canned fish</i>	Tan <i>Tonne</i>	6,970	6,224	5,751	575	573	681
Ikan segar sejuk beku <i>Frozen fish</i>	Tan <i>Tonne</i>	16,658	15,032	15,551	1,054	1,110	990
Bebola ikan <i>Fish ball</i>	Tan <i>Tonne</i>	6,190	6,716	7,609	530	438	485
Sotong sejuk beku <i>Frozen cuttle fish/squid</i>	Tan <i>Tonne</i>	6,679	6,047	6,613	399	392	494
Udang geragau/udang sejuk beku <i>Frozen shrimps/prawns</i>	Tan <i>Tonne</i>	19,460	16,140	15,676	1,473	1,386	1,589
Jem (semua jenis) <i>Jams (all types)</i>	Tan <i>Tonne</i>	7,376	8,082	10,381	709	881	870
Minyak kelapa mentah <i>Coconut (copra) oil and its fraction crude oil</i>	Tan <i>Tonne</i>	15,593	16,721	19,293	1,455	1,676	1,795
Minyak kelapa, ditapis <i>Coconut oil, refined</i>	Tan <i>Tonne</i>	49,268	61,883	77,053	6,412	5,085	5,345
Lemak doh/shortening <i>Dough fats/shortening</i>	Tan <i>Tonne</i>	191,050	184,620	168,717	19,552	14,868	12,837
Marjerin <i>Margerine</i>	Tan <i>Tonne</i>	58,569	61,332	64,079	6,406	5,087	4,561
Minyak masak campuran <i>Blended/deodorised cooking oil</i>	Tan <i>Tonne</i>	423,403	406,788	449,191	29,780	37,100	42,595
Susu pekat manis <i>Sweetened condensed milk</i>	Tan <i>Tonne</i>	321,036	405,676	431,843	36,651	27,016	30,233
Minuman susu <i>Milk drinks</i>	Liter ('000) <i>Litres ('000)</i>	93,369	83,078	90,600	6,577	5,534	5,931
Beras <i>Whole rice</i>	Tan <i>Tonne</i>	679,152	710,685	756,333	62,719	86,662	76,096
Beras hancur <i>Broken rice</i>	Tan <i>Tonne</i>	65,748	73,238	83,440	6,633	8,311	7,767
Tepung gandum <i>Wheat flour</i>	Tan <i>Tonne</i>	862,885	993,335	1,003,321	76,997	75,107	76,894
Roti dan kek <i>Bread and cakes</i>	Tan <i>Tonne</i>	411,561	479,951	483,325	40,182	42,619	41,659
Mee dan bihun <i>Mee and bihun</i>	Tan <i>Tonne</i>	234,890	249,484	271,986	25,191	23,356	21,334
Sos dan bahan perasa <i>Sos and flavoring ingredients</i>	Tan <i>Tonne</i>	98,393	80,711	81,282	7,293	6,440	5,603
Kelapa kering <i>Desiccated coconuts</i>	Tan <i>Tonne</i>	3,208	4,259	4,968	340	346	405
Makanan ayam itik campuran <i>Mixed poultry feed</i>	Tan <i>Tonne</i>	2,043,813	1,958,720	2,076,296	189,039	165,455	165,558
Hidangan ikan <i>Fish meals</i>	Tan <i>Tonne</i>	82,677	119,236	131,999	11,589	11,545	12,402
Biskut <i>Biscuits</i>	Tan <i>Tonne</i>	173,019	165,062	148,395	12,985	12,194	12,729
Gula bertapis <i>Refined sugar</i>	Tan <i>Tonne</i>	1,440,768	1,571,056	1,725,619	133,586	126,077	153,348
Minuman manis berkarbonat <i>Sweet beverages (carbonated)</i>	Liter ('000) <i>Litres ('000)</i>	207,249	219,416	255,335	20,938	20,421	20,969

2022								2023			
Apr.	Mei	Jun	Jul.	Ogo.	Sept.	Okt.	Nov.	Dis.	Jan.	Feb.	Mac
522	467	474	402	466	454	381	366	390	488	500	572
1,097	1,083	1,259	1,425	1,431	1,442	1,674	1,448	1,538	1,226	1,337	1,392
613	725	740	783	783	779	665	547	520	535	439	546
558	669	707	602	604	589	606	476	517	512	532	606
1,530	1,505	1,527	927	1,097	1,033	1,110	1,272	1,227	1,454	1,501	1,605
732	851	949	913	927	910	924	936	779	845	1,051	1,125
1,434	1,307	1,824	1,561	1,626	1,700	2,065	1,448	1,402	1,764	1,851	1,874
6,100	6,544	7,041	5,461	7,061	7,137	7,993	5,711	7,162	6,742	4,833	4,578
13,699	12,115	13,002	14,810	12,379	13,047	13,647	14,521	14,239	13,952	14,046	11,907
5,021	4,437	5,019	5,446	5,510	5,408	5,965	5,274	5,944	6,420	6,340	5,231
44,277	39,192	38,303	38,751	38,748	36,061	36,586	34,407	33,391	31,903	39,165	50,943
33,676	34,861	39,356	40,104	43,081	41,714	36,625	34,314	34,211	34,290	32,032	33,185
6,723	7,020	8,066	8,626	9,805	9,598	8,820	7,024	6,876	7,392	7,815	7,351
75,775	56,749	57,487	53,520	62,190	71,021	58,274	55,550	40,290	52,499	75,233	73,227
7,806	7,968	6,666	7,139	7,752	6,592	5,715	5,423	5,667	7,044	9,205	10,056
69,242	84,344	85,019	83,318	88,827	89,810	88,642	95,606	89,514	85,194	80,665	77,355
41,458	37,177	39,705	40,132	40,138	40,592	39,202	39,753	40,707	46,706	57,507	50,801
21,324	19,106	21,188	21,416	23,208	22,445	22,881	25,408	25,129	25,519	27,765	24,975
5,704	5,225	7,011	6,815	7,366	6,968	8,164	7,174	7,518	8,963	8,892	7,094
405	391	449	392	455	479	493	428	384	356	402	456
161,454	147,477	142,203	162,822	165,664	162,459	165,806	211,141	237,218	204,045	172,901	185,917
12,470	8,885	11,723	11,102	11,823	11,188	9,353	10,448	9,470	10,446	10,098	11,790
12,019	11,223	12,014	10,375	11,908	11,361	12,906	14,700	13,981	11,277	12,190	12,653
169,602	148,073	148,564	149,233	137,662	121,436	133,701	159,505	144,831	145,457	154,114	169,973
25,977	23,604	21,885	20,247	21,243	21,753	17,594	18,229	22,476	23,795	25,078	26,245

Jadual 2 : Pengeluaran Produk Utama dalam Industri Pembuatan yang Terpilih
Table 2 : Production of Major Products in Selected Manufacturing Industries

Keterangan Produk Product Description	Unit Kuantiti Quantity Unit	2020	2021	2022	2022		
					Jan.	Feb.	Mac
Minuman manis tidak berkarbonat <i>Sweet beverages (non-carbonated)</i>	Liter ('000) <i>Litres ('000)</i>	2,799,877	2,218,416	2,077,269	209,942	211,612	209,735
Air mineral dan minuman <i>Mineral and drinking water</i>	Liter ('000) <i>Litres ('000)</i>	618,790	612,345	643,820	40,162	55,073	54,827
Kain kapas <i>Cotton cloth</i>	Meter ('000) <i>Metres ('000)</i>	84,100	72,734	61,170	4,599	5,307	4,513
Seluar lelaki <i>Pants, males</i>	Bilangan ('000) <i>Number ('000)</i>	8,304	6,035	3,842	452	452	485
Kemeja lelaki <i>Shirts, males</i>	Bilangan ('000) <i>Number ('000)</i>	13,937	13,569	14,032	1,271	1,057	935
Blaus <i>Blouses</i>	Bilangan ('000) <i>Number ('000)</i>	6,663	4,709	4,341	382	383	398
Pakaian perempuan <i>Dresses</i>	Bilangan ('000) <i>Number ('000)</i>	3,704	3,150	2,353	226	222	245
Kasut getah (semua jenis) <i>Rubber footwear (all types)</i>	Pasang ('000) <i>Pairs ('000)</i>	2,185	2,045	2,062	161	168	168
Kiln kayu kering <i>Kiln dried timber</i>	Tan <i>Tonne</i>	130,342	127,086	151,050	8,264	7,973	10,740
Kayu gergaji <i>Rubberwood (sawn)</i>	Tan <i>Tonne</i>	145,231	139,692	165,191	9,789	10,735	8,248
Kepingan venir <i>Veneer sheets</i>	Meter Padu <i>Cubic metre</i>	581,444	394,056	338,186	28,703	28,863	37,663
Papan gentian berkepadatan sederhana <i>Medium density fibreboard</i>	Meter Padu <i>Cubic metre</i>	3,101,939	2,117,223	2,143,469	233,191	185,859	124,650
Papan lapis <i>Plywood</i>	Meter Padu <i>Cubic metre</i>	2,767,847	3,438,335	3,956,588	307,464	347,707	452,726
Ukiran kayu <i>Timber moulding</i>	Meter Padu <i>Cubic metre</i>	70,500	54,406	45,564	4,075	4,083	4,706
Kayu balak siap <i>Dressed timber</i>	Meter Padu <i>Cubic metre</i>	6,761	7,984	7,617	890	852	812
Rak dan beg kertas <i>Sacks and bags of paper</i>	Bilangan ('000) <i>Number ('000)</i>	305,075	355,061	372,939	30,350	28,594	28,900
Kertas tisu <i>Tissue paper</i>	Tan <i>Tonne</i>	101,978	96,290	95,013	9,051	7,899	6,553
Kertas napkin <i>Napkin paper</i>	Tan <i>Tonne</i>	9,556	5,355	3,831	545	569	460
Kertas tandas <i>Toilet paper</i>	Tan <i>Tonne</i>	102,267	75,508	67,708	7,525	7,051	5,714
Minyak tanah <i>Kerosene</i>	Tan <i>Tonne</i>	3,554,047	4,168,054	3,157,887	339,125	225,119	262,606
Gas petroleum cecair <i>Liquefied petroleum gas</i>	Tan <i>Tonne</i>	2,525,357	2,692,737	2,677,740	214,892	223,610	234,612
Minyak bahan api <i>Fuel oil</i>	Tan <i>Tonne</i>	2,064,280	2,118,830	1,990,382	168,656	172,040	175,192
Minyak diesel/gas <i>Diesel/ gas oil</i>	Tan <i>Tonne</i>	10,921,709	12,881,426	15,412,400	1,057,053	1,149,385	1,194,170
Gasolin (spirit motor) <i>Gasoline (motor spirit)</i>	Tan <i>Tonne</i>	4,980,906	6,433,373	6,466,006	422,866	491,936	530,775
Minyak pelincir campuran <i>Blended lubricating oil</i>	Tan <i>Tonne</i>	92,387	106,578	144,668	7,857	7,278	8,201

2022								2023			
Apr.	Mei	Jun	Jul.	Ogo.	Sept.	Okt.	Nov.	Dis.	Jan.	Feb.	Mac
233,035	159,811	145,816	143,478	152,103	154,519	150,298	157,557	149,364	178,192	188,186	192,169
58,588	56,314	53,386	50,664	58,975	67,078	57,708	49,012	42,033	37,284	52,130	44,817
5,303	5,078	6,033	4,821	4,852	4,791	5,180	5,900	4,792	3,373	3,278	3,028
507	290	115	152	264	254	256	332	282	328	342	357
990	1,057	1,065	1,255	1,176	1,137	1,305	1,451	1,333	1,405	1,247	1,090
419	365	382	487	438	399	198	239	252	295	310	311
274	224	138	137	194	180	167	182	164	171	182	204
174	114	110	152	162	191	251	224	187	164	169	175
11,878	12,519	12,441	18,426	16,457	16,140	13,638	10,774	11,799	11,006	11,062	12,827
10,615	12,609	12,647	17,704	17,496	15,953	18,095	17,447	13,853	10,639	12,211	9,268
38,763	22,360	30,601	30,926	26,395	25,394	25,071	20,908	22,539	23,817	27,994	32,305
145,441	102,626	92,142	133,698	202,824	202,273	235,782	245,561	239,422	201,203	235,274	200,086
423,959	409,518	319,644	367,368	282,464	271,696	286,869	253,220	233,953	233,036	317,336	358,212
5,347	5,381	2,780	2,545	3,147	3,297	3,591	3,548	3,064	3,328	3,286	3,973
905	740	508	444	439	409	498	474	646	852	709	680
27,735	26,025	30,234	34,913	32,527	34,776	34,184	32,270	32,431	33,310	32,482	30,427
7,904	6,961	6,559	8,611	10,054	9,080	7,864	7,392	7,087	6,917	6,858	7,042
492	432	212	211	235	184	181	191	121	171	199	260
6,563	5,714	5,514	6,812	5,263	4,712	4,413	4,413	4,013	4,000	4,495	4,895
246,327	246,868	280,765	242,871	241,308	260,885	273,060	270,123	268,829	274,589	207,240	316,930
230,996	237,318	237,069	215,751	217,239	220,819	228,647	205,767	211,020	228,283	226,457	215,490
168,554	126,759	150,480	172,323	171,151	156,585	175,719	172,016	180,907	183,132	110,218	144,543
728,887	886,360	1,189,158	1,237,929	1,633,407	1,582,662	1,658,524	1,585,058	1,509,806	1,424,840	1,543,133	1,772,586
587,688	644,917	594,875	580,093	662,354	591,414	622,471	374,967	361,650	335,806	396,975	426,631
8,315	9,825	10,560	13,272	17,011	17,465	15,912	14,859	14,114	12,511	11,557	12,410

Jadual 2 : Pengeluaran Produk Utama dalam Industri Pembuatan yang Terpilih
Table 2 : Production of Major Products in Selected Manufacturing Industries

Keterangan Produk Product Description	Unit Kuantiti Quantity Unit	2020	2021	2022	2022		
					Jan.	Feb.	Mac
Nafta <i>Naptha</i>	Tan <i>Tonne</i>	3,754,323	3,901,388	3,258,599	283,494	290,304	291,133
Gas asli cecair <i>Liquefied natural gas</i>	Tan <i>Tonne</i>	26,576,031	29,011,740	31,283,443	2,480,530	2,520,849	3,021,754
Nitrogen dan oksigen <i>Nitrogen and oxygen</i>	Meter padu ('000) <i>Cubic metre ('000)</i>	456,279	564,435	610,924	48,541	54,388	63,436
Methanol (methyl alcohol) <i>Methanol (methyl alcohol)</i>	Tan <i>Tonne</i>	4,554,549	3,717,444	4,364,885	387,861	455,504	410,956
Baja (termasuk urea) <i>Fertilizers (includes urea)</i>	Tonne <i>Tonne</i>	4,080,289	5,839,960	7,584,494	607,577	623,200	525,919
Sebatian P.V.C <i>P.V.C. compound</i>	Tan <i>Tonne</i>	76,016	88,182	71,331	8,010	7,666	6,856
Racun serangga aerosol (cecair) <i>Aerosol insecticides (liquid)</i>	Liter <i>Litres</i>	7,241,839	7,057,722	6,083,228	552,408	550,003	533,184
Racun herba (cecair) <i>Herbicides (liquid)</i>	Liter ('000) <i>Litres ('000)</i>	55,497	68,379	97,264	8,169	8,885	9,770
Racun herba (bukan cecair) <i>Herbicides (non-liquid)</i>	Tonne <i>Tonne</i>	43,157	66,062	91,308	7,329	7,730	8,270
Cat emulsi <i>Emulsion paints</i>	Liter ('000) <i>Litres ('000)</i>	68,600	49,480	58,557	4,498	4,394	4,123
Cat lapis <i>Under-coats</i>	Liter ('000) <i>Litres ('000)</i>	13,869	17,890	17,875	1,465	1,293	1,206
Cat asas <i>Primers</i>	Liter ('000) <i>Litres ('000)</i>	20,036	19,302	18,342	1,843	1,736	1,465
Dakwat pencetak <i>Printing ink</i>	Tan <i>Tonne</i>	35,326	28,717	21,967	2,129	1,716	2,197
Pelembut fabrik <i>Fabric softener</i>	Liter ('000) <i>Litres ('000)</i>	40,262	33,368	31,289	2,649	2,748	2,795
Sabun mandi <i>Toilet soap</i>	Tan <i>Tonne</i>	21,028	16,915	15,469	1,185	1,246	1,248
Sabun serbuk (bahan pencuci) <i>Soap powder (detergents)</i>	Tan <i>Tonne</i>	96,719	102,043	97,339	8,057	8,265	9,018
Pelekat perindustrian <i>Adhesive, industrial</i>	Liter ('000) <i>Litres ('000)</i>	161,056	156,030	156,135	11,894	13,036	13,037
Tayar pneumatik (semua jenis) <i>Pneumatic tyres (all types)</i>	Bilangan ('000) <i>Number ('000)</i>	9,131	8,261	6,775	979	943	777
Tiub dalam (semua jenis) <i>Inner tubes (all types)</i>	Bilangan ('000) <i>Number ('000)</i>	1,869	1,426	1,124	134	121	83
Getah mutu malaysia (semua gred) <i>S.M.R. (all grades)</i>	Tan <i>Tonne</i>	972,584	817,560	686,810	59,033	63,192	53,261
Susu getah diproses <i>Processed latex</i>	Tan <i>Tonne</i>	33,471	41,081	45,852	2,775	3,355	3,598
Sarung tangan getah <i>Rubber gloves</i>	Pasang (Juta) <i>Pairs (Million)</i>	102,592	136,796	85,559	8,188	7,845	9,727
Kondom <i>Condom</i>	Gross ('000) <i>Gross ('000)</i>	15,532	18,085	18,730	1,508	1,395	1,542
Paip P.V.C. <i>P.V.C. pipes</i>	Tan <i>Tonne</i>	105,091	99,972	98,006	8,332	9,310	10,963
Bata tanah <i>Earthen bricks</i>	Bilangan ('000) <i>Number ('000)</i>	181,463	109,691	153,283	12,453	15,412	12,734

2022						2023					
Apr.	Mei	Jun	Jul.	Ogo.	Sept.	Okt.	Nov.	Dis.	Jan.	Feb.	Mac
265,542	229,645	309,408	259,083	278,135	268,478	281,581	254,667	247,128	271,062	248,478	218,498
1,949,026	2,463,934	2,972,336	3,008,451	2,790,947	2,537,110	2,542,402	2,589,739	2,406,365	2,751,277	2,594,258	2,944,181
52,681	53,108	53,846	51,803	42,583	42,353	44,951	52,244	50,990	47,260	48,817	54,618
322,281	377,058	273,473	249,620	386,661	395,315	350,255	340,803	415,098	374,694	407,881	403,658
552,711	412,337	584,235	603,450	751,728	757,716	642,860	815,789	706,973	655,340	452,398	398,842
6,576	4,991	4,089	4,466	6,360	5,857	5,017	5,730	5,713	5,438	6,038	6,056
500,430	472,647	453,389	455,106	548,224	558,412	515,383	511,808	432,234	418,120	411,624	384,343
9,259	7,915	6,865	6,813	7,864	6,653	8,812	8,634	7,624	8,996	8,614	8,911
8,807	8,262	8,004	6,945	7,457	7,681	7,236	6,250	7,337	4,845	4,864	5,530
3,263	4,070	4,693	4,805	6,254	6,287	4,824	6,062	5,284	6,733	6,803	6,007
1,137	1,283	1,552	1,593	1,509	1,699	1,568	1,808	1,763	1,518	1,598	1,430
1,109	1,081	1,434	1,395	1,452	1,725	1,442	1,556	2,103	1,508	1,799	1,424
1,686	2,297	1,572	1,547	1,883	1,765	1,723	1,738	1,715	2,266	1,675	1,675
2,165	2,249	2,011	2,201	2,717	2,254	2,880	3,027	3,593	2,594	2,605	2,569
921	891	1,386	1,281	1,495	1,277	1,253	1,499	1,787	1,380	1,413	1,388
6,885	7,107	7,485	8,262	10,594	9,311	8,166	7,019	7,170	6,291	6,243	6,683
13,923	13,965	13,253	12,784	13,507	13,329	12,713	12,251	12,443	13,228	14,684	12,898
657	426	441	566	527	335	406	335	384	507	514	445
84	66	64	97	123	103	100	82	67	93	90	64
53,191	48,567	45,231	50,969	68,621	61,250	60,289	58,460	64,745	57,754	59,442	48,306
4,037	4,037	3,698	4,164	5,167	4,535	3,939	2,943	3,605	3,275	3,769	3,729
10,341	9,499	8,457	6,774	4,971	5,151	4,788	4,991	4,826	6,065	5,892	7,374
1,858	1,796	1,983	1,672	1,456	1,580	1,303	1,180	1,456	1,547	1,454	1,465
9,704	7,487	7,049	7,114	6,068	7,013	7,621	8,746	8,600	9,670	11,653	12,461
13,511	11,054	7,447	8,362	10,093	10,629	14,026	19,723	17,838	13,700	17,458	13,268

Jadual 2 : Pengeluaran Produk Utama dalam Industri Pembuatan yang Terpilih
Table 2 : Production of Major Products in Selected Manufacturing Industries

Keterangan Produk Product Description	Unit Kuantiti Quantity Unit	2020	2021	2022			
					Jan.	Feb.	Mac
Jubin seramik <i>Ceramic tiles</i>	M. Persegi ('000) <i>Sq. metres ('000)</i>	31,495	28,512	26,270	2,589	2,800	2,775
Simen (semua jenis) <i>Cement (all types)</i>	Tan ('000) <i>Tonnes ('000)</i>	19,936	19,961	19,856	2,326	2,456	2,417
Konkrit campuran siap <i>Ready mixed concrete</i>	Meter padu ('000) <i>Cubic metre ('000)</i>	34,841	35,425	37,695	2,809	2,819	3,001
Bumbung genting simen (semua jenis) <i>Cement roofing tiles (all types)</i>	Bilangan ('000) <i>Number ('000)</i>	47,874	37,054	39,761	2,623	3,166	3,249
Cerucuk, tiang konkrit <i>Piles, poles, posts of concrete</i>	Tan <i>Tonne</i>	1,699,228	1,549,050	1,416,140	127,642	139,049	121,530
Pasir silika (diproses) <i>Silica sands (processed)</i>	Tan ('000) <i>Tonnes ('000)</i>	261,872	157,885	153,159	8,592	16,848	8,271
Selak dan kekeras <i>Bolts and nuts</i>	Tan ('000) <i>Tonnes ('000)</i>	616,367	870,924	1,011,455	86,716	92,569	87,366
Bar dan batang besi dan keluli <i>Iron and steel bars and rods</i>	Tan <i>Tonne</i>	1,295,505	707,765	931,443	50,692	57,811	60,645
Kepingan besi yang disadur <i>Galvanized iron sheets</i>	Tan <i>Tonne</i>	152,099	167,833	175,928	11,652	13,722	13,889
Tin timah dan semua tin lain <i>Tin cans and all other tins</i>	Bilangan ('000) <i>Number ('000)</i>	2,683,374	2,899,385	2,815,239	267,779	256,075	219,429
Dram besi dan keluli <i>Iron and steel drums</i>	Bilangan ('000) <i>Number ('000)</i>	3,717	3,936	3,139	322	304	280
Dawai besi dan keluli bersadur <i>Galvanised iron and steel wire</i>	Tan <i>Tonne</i>	131,139	135,473	151,610	10,576	13,693	13,230
Dawai mata punai dan jaring <i>Wire mesh and netting</i>	M. Persegi ('000) <i>Sq. metres ('000)</i>	28,555	19,258	18,630	1,929	1,652	1,521
Transformer elektrik <i>Electrical transformers</i>	Bilangan ('000) <i>Number ('000)</i>	202,996	266,713	290,765	25,116	25,981	28,975
Dawai dan kabel yang tertebat <i>Insulated wires and cables</i>	Tan <i>Tonne</i>	111,184	129,356	154,579	11,565	11,977	12,818
Separa konduktor <i>Semi-conductors</i>	Bil. (Juta) <i>Num. (Million)</i>	26,699	29,453	32,644	2,544	2,824	3,091
Transistor elektronik <i>Electronic transistors</i>	Bil. (Juta) <i>Num. (Million)</i>	36,919	48,538	55,538	4,750	4,959	5,394
Litar bersepadu <i>Integrated circuits</i>	Bil. (Juta) <i>Num. (Million)</i>	34,318	41,416	55,168	3,561	3,875	4,069
Televisyen <i>Television</i>	Bilangan <i>Number</i>	12,228,893	15,071,948	15,977,868	1,421,426	1,407,226	1,696,344
Radio <i>Radios</i>	Bilangan ('000) <i>Number ('000)</i>	9,363	9,752	10,190	1,045	995	769
Penyaman udara <i>Air-conditioners</i>	Bilangan <i>Number</i>	1,910,268	2,253,569	3,162,946	185,063	269,167	271,051
Kereta penumpang <i>Passenger cars</i>	Bilangan <i>Number</i>	454,805	446,417	650,217	39,455	47,445	55,137
Kenderaan perdagangan <i>Commercial vehicles</i>	Bilangan <i>Number</i>	43,691	61,634	117,019	6,024	7,151	6,949
Wayar abah-abah, kenderaan bermotor <i>Wire harness, motor vehicle</i>	Bilangan ('000) <i>Number ('000)</i>	6,642	7,825	9,764	801	851	916
Motosikal dan skuter <i>Motor cycles and scooters</i>	Bilangan <i>Number</i>	240,066	172,431	175,222	10,745	13,959	18,538

2022						2023					
Apr.	Mei	Jun	Jul.	Ogo.	Sept.	Okt.	Nov.	Dis.	Jan.	Feb.	Mac
2,248	2,492	1,893	1,901	2,053	2,220	1,989	1,311	2,000	1,003	1,146	1,859
1,524	1,214	1,140	1,147	1,205	1,163	1,295	1,899	2,070	1,961	2,496	2,704
2,939	2,881	3,095	3,125	3,439	3,305	3,559	3,205	3,519	3,653	3,144	3,342
3,104	3,249	3,206	3,728	4,004	3,877	4,102	2,663	2,789	3,645	2,482	3,020
141,318	128,212	108,807	101,214	108,645	124,362	120,303	100,989	94,069	97,365	99,515	100,767
8,723	14,828	12,396	13,392	9,106	9,100	16,040	19,824	16,038	11,095	17,083	12,508
74,234	70,387	79,917	85,107	87,058	88,311	86,192	91,215	82,383	93,671	101,549	90,100
70,605	50,584	65,418	88,081	109,542	103,947	97,398	80,743	95,977	91,486	111,535	94,582
18,132	14,367	15,545	12,069	16,820	17,824	19,282	12,128	10,497	10,307	11,148	12,940
249,226	230,141	232,686	215,698	240,082	219,112	223,494	224,125	237,393	235,256	255,272	224,148
307	308	320	223	243	201	207	202	222	211	230	219
11,180	10,932	11,842	14,367	13,872	12,924	12,132	12,240	14,622	11,770	15,512	14,010
1,963	1,853	1,398	1,384	1,457	1,372	1,283	1,431	1,388	1,212	1,270	1,099
24,252	23,238	25,352	25,622	22,548	22,133	26,259	20,688	20,599	25,826	28,438	27,362
13,462	11,700	12,470	13,199	14,475	16,269	15,630	10,753	10,260	11,524	13,660	15,687
2,600	2,345	2,729	2,725	3,024	2,827	2,687	2,610	2,638	3,043	3,270	3,392
5,034	5,060	4,903	4,476	4,333	4,077	4,108	4,038	4,406	4,657	4,663	4,686
4,959	5,070	5,079	5,046	5,106	5,557	4,502	3,900	4,445	3,885	3,919	4,311
1,970,185	2,030,000	1,561,635	977,510	1,061,957	927,793	918,615	997,790	1,007,387	807,858	811,933	997,866
961	940	886	837	859	705	635	776	781	709	737	638
278,643	244,431	238,752	290,930	278,422	271,153	264,490	274,276	296,568	251,254	292,175	328,527
50,724	45,518	55,843	48,002	64,282	64,701	54,601	60,657	63,852	54,663	59,843	71,731
7,658	10,283	11,676	11,440	12,108	11,086	9,268	12,438	10,939	9,283	10,387	9,461
766	770	927	916	800	727	773	774	742	809	844	865
23,617	32,530	8,012	9,113	11,238	11,195	10,613	11,313	14,349	15,992	18,563	21,731

Muka surat ini sengaja dibiarkan kosong
This page is deliberately left blank



NOTA TEKNIKAL

Technical Notes

Muka surat ini sengaja dibiarkan kosong
This page is deliberately left blank



- 1. OBJEKTIF** Objektif utama penerbitan ini ialah untuk menyediakan statistik aliran terkini bagi indikator utama di sektor Pembuatan, iaitu statistik **nilai jualan, bilangan pekerja bergaji, gaji & upah** serta **pengeluaran produk utama** yang dipungut melalui Survei Pembuatan Bulanan. Statistik ini membantu pengguna dalam merangka dasar serta membuat keputusan.
- 2. PENANDA ARASAN** Selepas melaksanakan Banci Ekonomi 2016 (tahun rujukan 2015), Jabatan Perangkaan Malaysia (DOSM) telah mengkaji dan melaksanakan proses penanda arasan terhadap statistik pembuatan yang dipungut melalui Survei Pembuatan Bulanan. Proses penanda arasan ini membolehkan siri nilai anggaran tahunan yang dijana menerusi statistik jangka pendek konsisten dengan nilai tahunan daripada banci/survei tahunan sebagai tahun penanda aras. Penanda arasan yang dibuat berpandukan *Quarterly National Accounts Manual 2017 edition, International Monetary Fund* bagi mencapai objektif seperti berikut:
- Menganggarkan data bulanan supaya konsisten dengan data tahunan iaitu, untuk memastikan jumlah data bulanan adalah sama dengan penanda aras tahunan;
 - Memelihara sebanyak mungkin pertumbuhan indikator bulanan semasa proses penanda arasan tahunan dibuat; dan
 - Memastikan data siri ke hadapan, jumlah data bulanan bagi tahun semasa sedekat mungkin dengan data tahunan yang diperoleh semasa banci atau survei tahunan yang dijalankan.

Statistik penanda arasan disusun bagi nilai jualan, bilangan pekerja bergaji dan gaji & upah sektor Pembuatan dan diterbitkan mulai Januari 2020. Tahun asas (penanda aras) adalah menggunakan Banci Ekonomi 2016 (tahun rujukan 2015) sebagai tahun penanda aras dan kaedah *pro rata* (1) dan *extrapolation* (2) digunakan dalam pemprosesan penanda arasan ini.

Kaedah *pro rata*:

$$M^i V = \frac{M^i I}{\sum_{i=1}^{12} M^i V} \times ADT \tag{1}$$

di mana

- $M^i V$ = pemboleh ubah anggaran bulanan yang dinaik aras
- $M^i V$ = siri indikator bulanan
- $M^i I$ = data tahunan tahun asas (penanda aras)
- ADT

Kaedah *extrapolation*:

$$V_t = V_{t-1} * G_{t-1,t} \tag{2}$$

di mana

- V_t = nilai pemboleh ubah t
- V_{t-1} = pertumbuhan daripada t-1 kepada t
- $G_{t-1,t}$



3. SKOP DAN LIPUTAN

Data yang dipungut dalam Survei Pembuatan Bulanan meliputi seluruh Malaysia. Mulai Januari 2020, penerbitan ini memaparkan statistik berwajaran yang menggambarkan populasi sampel bagi 251 industri dalam sektor Pembuatan.

Data bagi industri yang mempunyai perwakilan kurang daripada tiga pertubuhan telah digabungkan kepada industri terhampir bagi memelihara kerahsiaan responden seperti mana yang termaktub dalam Akta Perangkaan 1965 (Disemak - 1989).

4. SUMBER RANGKA

Sumber rangka ialah daripada *Malaysia Statistical Business Register (MSBR)* di mana maklumat utama diperoleh daripada banci dan survei yang dilaksanakan oleh Jabatan Perangkaan Malaysia (DOSM) serta data pentadbiran. Sumber utama data pentadbiran tersebut adalah daripada Suruhanjaya Syarikat Malaysia (SSM). Selain itu, DOSM juga turut bekerjasama mendapatkan maklumat daripada lebih 50 agensi lain seperti Kumpulan Wang Simpanan Pekerja (KWSP), Jabatan Kastam Diraja Malaysia (JKDM), Lembaga Hasil Dalam Negeri (LHDN), Pihak Berkuasa Tempatan (PBT) serta Badan-badan Profesional. Rangka dikemaskini secara berterusan dengan mengambil kira pertubuhan baru dan merekod sebarang perubahan dalam status pertubuhan seperti tutup, tidak beroperasi, perubahan jenis aktiviti dan lokasi atau alamat pos untuk memastikan maklumat yang terdapat dalam rangka adalah yang paling terkini.

5. JENIS AKTIVITI PERNIAGAAN

Jenis aktiviti perniagaan merujuk kepada aktiviti utama dan sekunder. Aktiviti utama merujuk kepada aktiviti yang mana pertubuhan menumpukan sebahagian besar sumbernya atau memberi sumbangan besar dari segi pendapatan. Aktiviti sekunder didefinisikan sebagai aktiviti sampingan kepada aktiviti utama. Klasifikasi bagi pertubuhan adalah berasaskan kepada aktiviti utama dan Piawaian Klasifikasi Industri Malaysia (MSIC 2008) Versi 1.0. yang diselaraskan dengan *International Standard Industrial Classification of All Economic Activities (ISIC), Rev. 4, United Nations* dengan pengubahsuaian mengikut keperluan tempatan.

6. KONSEP DAN DEFINISI

Konsep dan definisi yang digunakan selari dengan manual *International Recommendations for Industrial Statistics 2008, United Nations Statistics Division*. Takrif pembuatan yang digunakan dalam survei ini adalah selaras dengan Piawaian Klasifikasi Industri Malaysia (MSIC) 2008 Versi 1.0.

Pembuatan ditakrifkan sebagai perubahan fizikal atau kimia ke atas bahan atau komponen menjadi produk baru sama ada kerja itu dilakukan oleh jentera yang dijalankan oleh kuasa atau yang dijalankan dengan tangan, sama ada dijalankan dalam kilang atau di rumah pekerja, dan sama ada barang keluaran dijual secara borong atau runcit.



7. REKA BENTUK PENSAMPELAN

Reka bentuk pensampelan bagi survei ini adalah pensampelan rawak strata satu peringkat. Pertubuhan dikelaskan sebagai unit pensampelan manakala beberapa kategori strata telah dikenalpasti.

Setiap strata telah dibentuk kepada tiga substrata untuk memastikan sampel yang diagihkan mengambil kira ciri-ciri ekonomi strata tersebut. Substrata utama bersifat heterogen dan diliputi secara penuh. Manakala, substrata selainnya yang bersifat homogen disampelkan.

Substrata utama meliputi pertubuhan kategori besar dan yang mempunyai jumlah hasil yang signifikan dalam industri berkaitan manakala bagi substrata kedua dan ketiga berdasarkan kategori perusahaan kecil dan sederhana (PKS).

8. SAIZ SAMPEL

Statistik utama yang digunakan untuk penganggaran saiz sampel adalah nilai jualan. Formula yang digunakan dalam penganggaran saiz sampel bagi strata adalah seperti berikut:

$$n = \frac{(\sum N_i S_i^2)}{V + \sum N_i S_i^2} \quad (3)$$

di mana;

- n = Saiz sampel
- N_i = Saiz populasi bagi strata i
- S_i^2 = Varian bagi strata i
- V = Varian sasaran

$$V = RSE^2 \cdot \left(\frac{\hat{Y}_i}{Z} \right)^2 \quad (4)$$

di mana;

- \hat{Y}_i = Jumlah nilai jualan bagi strata
- RSE = Ralat piawai relatif
- Z = Nilai aras keyakinan

Sampel akan diagihkan kepada substrata dalam industri liputan dengan menggunakan kaedah *Neyman Allocation* seperti berikut:

$$n_{hi} = \left(\frac{N_h S_h}{\sum N_h S_h} \right) n_i \quad (5)$$

= 2, 3 dan 4

$h = 1, 2, \dots$

$i \quad k$



di mana;

n_{hi} = Saiz sampel bagi substrata h dalam strata i

N_h = Saiz populasi bagi substrata h

S_h = Sisihan piawai bagi substrata h

n_i = Saiz sampel bagi strata i

h = Substrata

i = Strata

Pertubuhan kategori substrata utama diliputi sepenuhnya, manakala pertubuhan bagi substrata kedua dan ketiga dipilih secara rawak mengikut kaedah pensampelan bersistematik.

9. WAJARAN

Analisis berwajaran disediakan menggunakan wajaran sampel bagi memastikan sampel yang dipilih dapat menggambarkan populasi survei. Wajaran yang diperlukan adalah wajaran di peringkat reka bentuk pensampelan dan tiada respons.

Wajaran reka bentuk pensampelan pada substrata h adalah seperti berikut :

$$W_h = \frac{N_h}{n_h}, \quad h = 1, \dots, 4 \quad (6)$$

di mana;

N_h = Bilangan populasi bagi substrata h ; dan

n_h = Bilangan sampel bagi substrata h



Wajaran tiada respons pada substrata h adalah seperti berikut :

$$NRW_h = \frac{1}{\frac{n'_h}{n_h}} \quad h = 1, \dots, 4 \quad (7)$$

di mana;

$$n'_h = \text{Bilangan sampel respons bagi substrata } h$$

$$n_h = \text{Bilangan sampel bagi substrata } h$$

Kaedah pengiraan wajaran reka bentuk pensampelan selepas survei (*adjusted weight*) pada substrata h seperti berikut:

$$W'_h = W_h \times NRW_h, \quad h = 1, \dots, 4 \quad (8)$$

di mana;

$$W_h = \text{Wajaran reka bentuk pensampelan pada substrata } h$$

$$NRW_h = \text{Wajaran tiada respons pada substrata } h$$

10. UNIT MELAPOR

Unit melapor bagi survei ini ialah **pertubuhan**. Sesebuah pertubuhan ditakrifkan sebagai "satu unit ekonomi yang bergiat di bawah satu hak milik atau penguasaan tunggal, iaitu di bawah satu entiti yang sah. Ia menjalankan satu jenis aktiviti ekonomi utama di satu tempat / lokasi fizikal". Setiap pertubuhan diberikan klasifikasi industri berdasarkan aktiviti utamanya. Bagi pertubuhan yang menjalankan pelbagai aktiviti, unit yang bergiat dalam aktiviti yang berasingan dalam satu lokasi yang sama adalah terdiri daripada entiti pertubuhan yang berbeza. Oleh itu, setiap cawangan daripada organisasi yang mempunyai pelbagai cawangan di lokasi yang berbeza dari segi konsep dianggap sebagai pertubuhan yang berlainan. Pertubuhan berkenaan diminta memberikan penyata yang berasingan bagi setiap kegiatannya dari segi nilai. Walau bagaimanapun, dari segi praktisnya akaun biasanya disediakan secara berpusat kerana kesukaran untuk memperoleh data yang berasingan bagi setiap unit atau cawangan. Entiti atau enterpris ini akan dianggap sebagai satu unit pelapor dan dibenarkan mengemukakan soal selidik yang menggabungkan semua unit atau cawangannya.



11. NILAI JUALAN

Nilai jualan yang dilaporkan merujuk kepada nilai jualan produk sendiri sahaja. Ini bermaksud jualan produk yang berlaku dalam bulan laporan, sama ada produk tersebut telah dibuat/dihasilkan oleh pertubuhan pada bulan tersebut atau bulan-bulan sebelumnya. Nilai jualan adalah berdasarkan kepada nilai bersih di kilang dan berkaitan dengan kuantiti yang dijual. Penilaian harga yang dikenakan kepada pelanggan adalah tidak termasuk:

- a. diskaun atau rebat;
- b. bayaran untuk pengangkutan keluar;
- c. komisen kepada wakil-wakil penjual;
- d. bayaran lain seperti cukai eksais yang dibayar atau cukai jualan yang dipungut oleh kilang bagi pihak kerajaan; dan
- e. bayaran pemasangan, pembaikan dan pembinaan

12. BILANGAN PEKERJA BERGAJI

Bilangan pekerja bergaji meliputi seperti berikut:

- a. Pekerja bergaji (sepenuh masa) - Merujuk kepada semua pekerja bergaji yang bekerja sekurang-kurangnya 6 jam sehari dan sekurang-kurangnya 20 hari sebulan; dan
- b. Pekerja bergaji (sambilan) - Merujuk kepada semua pekerja bergaji yang bekerja kurang daripada 6 jam sehari dan/atau kurang daripada 20 hari sebulan.

13. GAJI & UPAH DIBAYAR

Gaji & upah yang dibayar merujuk kepada semua bayaran tunai, termasuk bonus, komisen, bayaran lebih masa, elaun kos sara hidup dan elaun lain yang dibayar kepada semua pekerja bergaji dalam bulan rujukan. Caruman Kumpulan Wang Simpanan Pekerja (KWSP) serta Pertubuhan Keselamatan Sosial (PERKESO) turut dimasukkan tetapi caruman oleh majikan dikecualikan. Elaun kepada pemilik yang bekerja, rakan niaga yang bekerja dan pekerja keluarga tidak bergaji, bayaran pampasan dan saguhati kerana pemberhentian adalah juga dikecualikan.

14. KEPERLUAN KERAHSIAAN

Survei ini dijalankan di bawah peruntukan Akta Perangkaan 1965 (Disemak 1989). Akta ini mensyaratkan bahawa kandungan penyata individu adalah SULIT. Selaras dengan peruntukan dalam Akta tersebut, hanya angka agregat akan diterbitkan.



- 15. PINDAAN** Pindaan akan dibuat ke atas statistik yang telah diterbitkan berdasarkan data terkini yang diperoleh.
- 16. PEMBUNDARAN** Perjumlahan komponen mungkin berbeza dengan angka jumlah besar disebabkan pembundaran.
- 17. SIMBOL DAN SINGKATAN** Simbol-simbol berikut telah digunakan dalam keseluruhan penerbitan:-
t.t.t.l. : tidak terkelas di tempat lain
RM : Ringgit Malaysia
- 18. PELARASAN MUSIM** Data siri masa adalah amat berguna untuk ahli ekonomi, pembuat dasar & keputusan serta penganalisis siri masa untuk mengenal pasti ciri-ciri penting siri ekonomi seperti arah aliran, *turning point* dan konsistensi antara penunjuk ekonomi yang lain. Kadangkala ciri ini sukar untuk diperhatikan kerana pergerakan bermusim. Oleh itu, sekiranya kesan bermusim boleh disingkirkan, arah aliran data siri ini dapat dilihat dengan lebih baik. Anggaran dan penyingkiran kesan bermusim dipanggil pelarasan bermusim.
- Pelarasan bermusim adalah satu proses untuk mengenal pasti dan menyingkirkan bentuk pola bermusim yang biasa berlaku dalam tempoh satu tahun, yang mungkin juga merangkumi pengaruh dari kesan cuti yang bergerak dan hari bekerja/berdagang bagi suatu tempoh. Objektif utama proses ini adalah untuk menyerlahkan arah aliran dan pergerakan-pergerakan jangka pendek dalam siri ini.
- Di Malaysia, kebanyakan data siri masa dipengaruhi oleh kesan bermusim. Oleh itu, untuk menghapus dan melaras kesan bermusim data siri masa ekonomi Malaysia, pakej standard pelarasan bermusim, X-12 ARIMA telah digunakan oleh Jabatan Perangkaan, Malaysia. Data siri masa ekonomi Malaysia juga kerap dipengaruhi oleh perayaan agama utama seperti Aidil Fitri bagi umat Islam, Tahun Baru Cina untuk kaum Cina dan Deepavali untuk kaum India. Tarikh perayaan-perayaan ini tetap mengikut tahun lunar tetapi berbeza-beza mengikut kalendar Gregorian. Oleh itu, untuk menganggar dan menyingkirkan kesan cuti yang bergerak dari data siri masa, satu prosedur telah dibangunkan iaitu *Seasonal Adjustment For Malaysia (SEAM)*.



1. OBJECTIVE

The main objective of this publication is to provide statistics on the latest trend of main indicators in the Manufacturing sector, ie. **sales value, number of employees, salaries & wages and the production of main products manufactured** which is collected through Monthly Manufacturing Survey. This statistics assists users in policy formulation and decision making.

2. BENCHMARKING

After conducting the Economic Census 2016 (reference year 2015), Department of Statistics Malaysia (DOSM) has reviewed and carried out the benchmarking process towards the manufacturing statistics collected from the Monthly Manufacturing Survey. The benchmarking process is done to enable the series of values of annual estimates derived from short term survey consistent and match with the annual value from census/annual survey of the benchmark year. The benchmark process adapted the guideline of the Quarterly National Accounts Manual 2017 edition, International Monetary Fund to meet the objectives as follows:

- a. to estimate monthly data that are temporally consistent with the annual data: that is, to ensure that the sum of the monthly data is equal to the annual benchmark;
- b. to preserve as much as possible the monthly movements in the indicator under the restrictions provided by the annual data; and
- c. to ensure, for forward series, that the sum of the monthly of the current year is as close as possible to the unknown future annual data.

The benchmarking statistics is compiled on sales value, number of employees and salaries & wages and being published starting from January 2020. The base (benchmark) year using the Economic Census 2016 (reference year 2015) and pro rata (1) and extrapolation method (2) is used in the benchmarking process.

Pro rata Method:

$$M^i V = \frac{M^i I}{\sum_{i=1}^{12} M^i V} \times ADT \quad (1)$$

where

$M^i V$ = new derived monthly variables estimates

$M^i I$ = monthly indicator series

ADT = annual benchmark data

Extrapolation Method:

$$V_t = V_{t-1} * G_{t-1,t} \quad (2)$$

where

V_t = value of variable

$G_{t-1,t}$ = growth from t-1 to t



3. SCOPE AND COVERAGE

Data collected in the Monthly Manufacturing Survey covered the whole of Malaysia. Since January 2020, this publication presents weighted statistics which represent the population sample of 251 industries in Manufacturing sector. Data for industries with less than three establishments was combined to the closest industry to ensure the confidentiality of the respondents as stipulated under the Statistics Act 1965 (Revised-1989).

4. SOURCE OF FRAME

The source of frame is from Malaysia Statistical Business Register (MSBR) where the main information is from census and survey conducted by the Department of Statistics Malaysia (DOSM) and administrative data. The main source of the administrative data is from the Companies Commission of Malaysia (CCM). In addition, DOSM also collaborates and yield information from over 50 other agencies such as the Employees Provident Fund (EPF), Royal Malaysian Customs Department (RMCD), Inland Revenue Board (IRB), Local Authorities and other Professional Bodies. The frame is updated continuously by taking into account of new establishments and to record any changes in the establishment status such as closed down, not in operation, change in types of activity and location or postal addresses to ensure that the information in the frame is at the most current status.

5. TYPE OF BUSINESS ACTIVITY

Type of business activity is divided into primary and secondary. The primary activity refers to the activities which focus on its main resources and income. Secondary activities are defined as those incidental or ancillary to the primary activity. The classification of the establishment's industry is based on the primary activity and the Malaysia Standard Industrial Classification (MSIC 2008) Version 1.0 according to the International Standard Industrial Classification of All Economic Activities (ISIC), Rev. 4, United Nations, with modifications to suit local conditions.

6. CONCEPT AND DEFINITION

Concepts and definitions used are in line with the manual of Recommendations for Industrial Statistics 2008, United Nations Statistics Division. The definition of manufacturing used in this survey is consistent with Malaysia Standard Industrial Classification (MSIC) 2008 Ver. 1.0.

Manufacturing is defined as the physical or chemical transformation of materials or components into new products, whether the work is performed by power-driven machines or by hand, whether it is done in a factory or in the worker's home, and whether the products are sold at wholesale or retail.



7. SAMPLING DESIGN

Sampling design of the survey is a one-stage stratified random sampling. The establishment is classified as sampling unit while a few categories of stratum was identified.

Each stratum has been set up to three substrata to ensure the distributed sample takes into account the economic characteristics of the stratum. The main substratum is heterogeneous and was fully covered. Whereas, other substratum that are homogeneous were sampled.

Main substratum include large establishments which have a significant total revenue in the respective industry while for the second and third substratum are based on small and medium enterprise (SME) categories.

8. SAMPLE SIZE

The main statistics used to estimate the sample size is the sales value. The formula used in the estimation of the sample size for a stratum is as follows:

$$n = \frac{(\sum N_i S_i)^2}{V + \sum N_i S_i^2} \quad (3)$$

where;

- n = Sample size
- N_i = Population size for stratum i
- S_i^2 = Variance for stratum i
- V = Desired variance

$$V = RSE^2 \cdot \left(\frac{\hat{Y}_i}{Z}\right)^2 \quad (4)$$

where;

- \hat{Y}_i = Estimated sales value for stratum
- RSE = Relative standard error
- Z = Value of confidence level

Sample is distributed to substratum of the industry using Neyman Allocation method as follows:

$$n_{hi} = \left(\frac{N_h S_h}{\sum_{h=2,3 \text{ and } 4} N_h S_h} \right) n_i \quad (5)$$

$h = 1, 2, \dots$

$i \quad k$



where;

n_{hi} = Sample size for substratum h of stratum i

N_h = Population size for substratum h

S_h = Standard deviation for substratum h

n_i = Sample size for stratum i

h = Substratum

i = Stratum

Establishments of the main substratum were fully covered while establishments of the second and third substratum were randomly selected using systematic random sampling.

9. WEIGHTED

Weighted analysis is done using sampling weight to ensure that the selected sample can reflect population survey. The weights required are the sampling design and non response weights.

The sampling design weight for the establishment at substratum h is as follows:

$$W_h = \frac{N_h}{n_h}, \quad h = 1, \dots, 4 \quad (6)$$

where,

N_h = Total population of substratum h ; and

n_h = Total sample of substratum h



Non response weight at substratum h as below:

$$NRW_h = \frac{1}{\frac{n'_h}{n_h}}, \quad h = 1, \dots, 4 \quad (7)$$

where,

n'_h = Number of response in sample size for substratum h

n_h = Number of sample size for substratum h

The method of calculating the sampling design weight after the survey (adjusted weight) on substratum h as below:

$$W'_h = W_h \times NRW_h, \quad h = 1, \dots, 4 \quad (8)$$

where,

W_h = Sampling design weight at substratum h

NRW_h = Non response weight at substratum h

10. REPORTING UNIT

The reporting unit used in the survey was the **establishment**. An establishment is defined as “an economic unit engaged in one activity, under a single legal entity and operating in a single physical location”. Each establishment was assigned an industry classification based on its principal activity. In the case of a multi-activity entity, units engaged in separate activities in the same location constituted distinct establishments. Thus, each branch of a multi-branch organisation at a different location was conceptually treated as a different establishment. The establishment was requested to give separate returns for each activity in terms of value. However, if in practice, the accounts were centrally kept such that it was not possible to obtain separate data for each individual unit or branch. The entity or enterprise was treated as a single reporting unit and allowed to submit a consolidated questionnaire covering all the units or branches.



11. VALUE OF SALES

The reported sales value refers to the sales value of their own products. This relates to sales of goods made on the reporting month, whether the products were produced/ manufactured by the establishment during the month or in the other months previously. The sales value was net selling price (ex-factory) value relating to the quantity sold. The valuation price charged to customers were excluding:

- a. discounts or rebates;
- b. Charges for carriage outwards;
- c. commissions to selling agents;
- d. all other charges such as excise duties paid, sales tax collected by the factory on behalf of the government; and
- e. Installation, repairs and construction charges.

12. NUMBER OF PAID EMPLOYEES

Number of paid employees cover as follows:

- a. Paid employees (full-time) - Refers to those who work for at least 6 hours a day and 20 days a month; and
- b. Paid employees (part-time) - Refers to all paid workers who work for less than 6 hours a day and/or less than 20 days a month.

13. SALARIES & WAGES PAID

Salaries & wages paid refers to all cash payments, including bonuses, commissions, overtime wages, cost of living allowances and other allowances made to all employees during the reference month. The employees' contribution to Employees' Provident Fund (EPF) and Social Security Organisation (SOCSO) is included but the employer's contribution is excluded. Allowances to working proprietors, working partners and unpaid family workers and severance and termination pay are not included.

14. CONFIDENTIALITY REQUIRED

The survey is conducted under the provisions of the Statistics Act 1965 (Revised-1989). The Act stipulates that the contents of individual returns are CONFIDENTIAL. In conformity with the stipulations of this Act, only aggregated figures are published.



- 15. REVISIONS** *Revisions will be made to the published figures based on the latest data available.*
- 16. ROUNDING** *The sum of the component figures may not tally with the sub-total or total figures due to rounding.*
- 17. SYMBOLS AND ABBREVIATIONS** *The following symbols have been used throughout the publication:-*
n.e.c. : not elsewhere classified
RM : Malaysian Ringgit
- 18. SEASONAL ADJUSTMENT** *Time-series data are very useful for economists, policy & decision makers and time-series analysts to identify the important features of economic series such as direction, turning point and consistency between other economic indicators. Sometimes this feature is difficult to observe because of seasonal movements. Thus, if the seasonal effect can be removed, the behaviour of the series would be better viewed. The estimation and removal of the seasonal effects is called seasonal adjustment.*
- Seasonal adjustment is a process to identify and to remove the regular within-a-year seasonal pattern, which may also include the influences of moving holidays and working/trading days effect in each period. The ultimate objective of the process is to highlight the underlying trends and short-term movements in the series.*
- In Malaysia, most of the time series data are affected by seasonal effects. Hence, to eliminate the seasonal effect as well as to seasonally adjust the Malaysian economic time series data, a standard seasonal adjustment package, X-12 ARIMA was used by Department of Statistics, Malaysia. Malaysian economic time series data also often affected by major religious festivals such as Eid-ul Fitr for Muslims, Chinese New Year to the Chinese and the Indian Deepavali. These festivals' dates are fixed according to the lunar year but vary according to the Gregorian calendar. Therefore, to estimate and remove moving holiday effect from time-series data, a procedure was developed, namely Seasonal Adjustment for Malaysia (SEAM).*