



JABATAN PERANGKAAN MALAYSIA

PERANGKAAN PEMBUATAN BULANAN MONTHLY MANUFACTURING STATISTICS

DISEMBER 2022
DECEMBER

Dikeluarkan pada : **7** **FEBRUARI** 2023
Released on **FEBRUARY**

PEMAKLUMAN / ANNOUNCEMENT

Jabatan Perangkaan Malaysia (DOSM) akan menjalankan Banci Ekonomi pada tahun 2023. DOSM amat menghargai kerjasama daripada responden untuk memberikan maklumat kepada DOSM serta menjayakan banci ini. Sila layari www.dosm.gov.my untuk maklumat lanjut.

DOSM telah melancarkan OpenDOSM NextGen sebagai platform yang menyediakan katalog data dan visualisasi bagi memudahkan pengguna menganalisis pelbagai jenis data. OpenDOSM NextGen ialah medium perkongsian data sumber terbuka dan boleh diakses melalui portal <https://open.dosm.gov.my>.

Dimaklumkan bahawa Kerajaan Malaysia telah mengisytiharkan Hari Statistik Negara (MyStats Day) pada 20 Oktober setiap tahun. Tema sambutan MyStats Day adalah "Connecting the World with Data We Can Trust".

The Department of Statistics Malaysia (DOSM) will conduct the Economic Census in 2023. DOSM greatly appreciates the cooperation from respondents to provide information with DOSM and make this census a success. Please visit www.dosm.gov.my for more information.

DOSM has launched OpenDOSM NextGen as a platform that provides a catalogue of data and visualisation that facilitates users in analysing various types of data. OpenDOSM NextGen is an open source data sharing medium and accessible through <https://open.dosm.gov.my> portal.

Please be informed that the Government of Malaysia has declared National Statistics Day (MyStats Day) on October 20 each year. MyStats Day theme is "Connecting the World with Data We Can Trust".

Diterbitkan dan dicetak oleh / *Published and printed by:*

Jabatan Perangkaan Malaysia
Department of Statistics Malaysia

Blok C6, Kompleks C,
Pusat Pentadbiran Kerajaan Persekutuan
62514 Putrajaya,
MALAYSIA

Tel. : 03-88857000
Faks/Fax : 03-88889248
Portal : <https://www.dosm.gov.my>
Facebook/Twitter/Instagram : StatsMalaysia
Emel/Email : info@dosm.gov.my (pertanyaan umum/general enquiries)
: data@dosm.gov.my (pertanyaan & permintaan data/data request & enquiries)
Harga/Price : RM10.00

Diterbitkan pada Februari 2023/*Published in February 2023*

Hakcipta terpelihara/All rights reserved.

Tiada bahagian daripada terbitan ini boleh diterbitkan semula, disimpan untuk pengeluaran atau ditukar dalam apa-apa bentuk atau alat apa jua pun kecuali setelah mendapat kebenaran daripada Jabatan Perangkaan Malaysia. Pengguna yang mengeluarkan sebarang maklumat dari terbitan ini sama ada yang asal atau diolah semula hendaklah meletakkan kenyataan berikut:

“Sumber: Jabatan Perangkaan Malaysia”.

No part of this publication may be reproduced or distributed in any form or by any means or stored in database without the prior written permission from Department of Statistics, Malaysia. Users reproducing content of this publication with or without adaptation should quote the following.

“Source: Department of Statistics Malaysia”.

ISSN 0128-3499



KATA PENGANTAR

Penerbitan ini memaparkan perangkaan nilai jualan, bilangan pekerja bergaji dan gaji & upah secara bulanan berdasarkan Survei Pembuatan Bulanan. Objektif utama penerbitan ini adalah untuk menyediakan data aliran terkini sektor pembuatan bagi membantu pengguna dalam perancangan dan penggubalan dasar serta membuat keputusan.

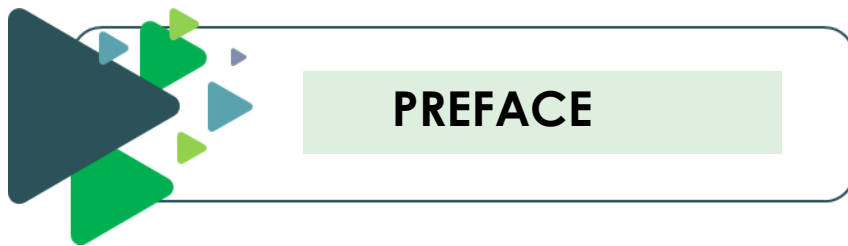
Ringkasan penemuan dan jadual perangkaan yang terperinci dipaparkan masing-masing pada bahagian pertama dan kedua penerbitan ini. Sementara itu, aspek teknikal seperti skop dan liputan, konsep dan definisi yang digunakan dimuatkan pada bahagian ketiga bagi membantu pengguna memahami statistik yang diterbitkan.

Jabatan Perangkaan Malaysia merakamkan penghargaan atas kerjasama yang diberikan oleh responden dan juga semua pihak yang telah menyumbang secara langsung dan tidak langsung dalam menjayakan penerbitan ini. Setiap maklum balas dan cadangan untuk penambahbaikan penerbitan ini pada masa akan datang amat dihargai.

Dato' Sri Dr. Mohd Uzir Mahidin

Ketua Perangkawan Malaysia

Februari 2023



This publication presents monthly statistics on sales value, number of employees and salaries & wages based on the Monthly Manufacturing Survey. The main objective of this publication is to provide statistics on the latest trends of the manufacturing sector to assist users in the planning and formulation of policies and decision making.

The summary findings and detailed statistical tables are highlighted in the first and second part of this publication. Meanwhile, the technical aspects on scope and coverage, concepts and definitions used are provided in the third part to assist users to understand the published statistics.

The Department of Statistics, Malaysia gratefully acknowledges the co-operation rendered by the respondents as well as all parties who have contributed directly and indirectly in making this publication a success. Every feedback and suggestion towards improving future publication is highly appreciated.

Dato' Sri Dr. Mohd Uzir Mahidin

Chief Statistician Malaysia

February 2023



KANDUNGAN

CONTENTS

	Muka Surat <i>Page</i>
Kata Pengantar / Preface	i - ii
Kandungan / Contents	iii - iv
Kalendar Awalan Keluaran 2022 / Advance Release Calendar 2022	v
Penemuan Utama / Main Findings	
Ringkasan Penemuan Perangkaan Pembuatan Bulanan (PPB), Disember 2022 <i>Summary of Findings Monthly Manufacturing Statistics (MMS), December 2022</i>	1 - 8
Jadual / Tables	
1 Perangkaan Utama Bagi Sektor Pembuatan <i>Principal Statistics of Manufacturing Sector</i>	9
1.1a Nilai Jualan Sektor Pembuatan Mengikut Subsektor <i>Sales Value of Manufacturing Sector by Sub-sector</i>	10 - 13
1.1b Nilai Jualan Sektor Pembuatan Mengikut Subsektor: Perubahan Peratusan Tahunan <i>Sales Value of Manufacturing Sector by Sub-sector: Annual Percentage Change</i>	14 - 15
1.1c Nilai Jualan Sektor Pembuatan Mengikut Subsektor: Perubahan Peratusan Bulanan/Suku Tahunan <i>Sales Value of Manufacturing Sector by Sub-sector: Monthly/Quarterly Percentage Change</i>	16 - 17
1.2a Bilangan Pekerja Bergaji Sektor Pembuatan Mengikut Subsektor <i>Number of Paid Employees of Manufacturing Sector by Sub-sector</i>	18 - 21
1.2b Bilangan Pekerja Bergaji Sektor Pembuatan Mengikut Subsektor: Perubahan Peratusan Tahunan <i>Number of Paid Employees of Manufacturing Sector by Sub-sector: Annual Percentage Change</i>	22 - 23
1.2c Bilangan Pekerja Bergaji Sektor Pembuatan Mengikut Subsektor: Perubahan Peratusan Bulanan/Suku Tahunan <i>Number of Paid Employees of Manufacturing Sector by Sub-sector: Monthly/Quarterly Percentage Change</i>	24 - 25
1.3a Gaji dan Upah yang Dibayar Sektor Pembuatan Mengikut Subsektor <i>Salaries and Wages Paid of Manufacturing Sector by Sub-sector</i>	26 - 29
1.3b Gaji dan Upah yang Dibayar Sektor Pembuatan Mengikut Subsektor: Perubahan Peratusan Tahunan <i>Salaries and Wages Paid of Manufacturing Sector by Sub-sector: Annual Percentage Change</i>	30 - 31



KANDUNGAN

CONTENTS

Muka Surat

Page

Jadual / Tables

1.3c	Gaji dan Upah yang Dibayar Sektor Pembuatan Mengikut Subsektor: Perubahan Peratusan Bulanan/Suku Tahunan <i>Salaries and Wages Paid of Manufacturing Sector by Sub-sector: Monthly/Quarterly Percentage Change</i>	32 - 33
1.4a	Nilai Jualan Sektor Pembuatan Mengikut Kumpulan <i>Sales Value of Manufacturing Sector by Group</i>	34 - 49
1.4b	Nilai Jualan Sektor Pembuatan Mengikut Kumpulan: Perubahan Peratusan Tahunan <i>Sales Value of Manufacturing Sector by Group: Annual Percentage Change</i>	50 - 65
1.4c	Nilai Jualan Sektor Pembuatan Mengikut Kumpulan: Perubahan Peratusan Bulanan/Suku Tahunan <i>Sales Value of Manufacturing Sector by Group: Monthly/Quarterly Percentage Change</i>	66 - 73
1.5a	Bilangan Pekerja Bergaji Sektor Pembuatan Mengikut Kumpulan <i>Number of Paid Employees of Manufacturing Sector by Group</i>	74 - 89
1.5b	Bilangan Pekerja Bergaji Sektor Pembuatan Mengikut Kumpulan: Perubahan Peratusan Tahunan <i>Number of Paid Employees of Manufacturing Sector by Group: Annual Percentage Change</i>	90 - 105
1.5c	Bilangan Pekerja Bergaji Sektor Pembuatan Mengikut Kumpulan: Perubahan Peratusan Bulanan/Suku Tahunan <i>Number of Paid Employees of Manufacturing Sector by Group: Monthly/Quarterly Percentage Change</i>	106 - 113
1.6a	Gaji dan Upah yang Dibayar Sektor Pembuatan Mengikut Kumpulan <i>Salaries and Wages Paid of Manufacturing Sector by Group</i>	114 - 129
1.6b	Gaji dan Upah yang Dibayar Sektor Pembuatan Mengikut Kumpulan: Perubahan Peratusan Tahunan <i>Salaries and Wages Paid of Manufacturing Sector by Group: Annual Percentage Change</i>	130 - 145
1.6c	Gaji dan Upah yang Dibayar Sektor Pembuatan Mengikut Kumpulan: Perubahan Peratusan Bulanan/Suku Tahunan <i>Salaries and Wages Paid of Manufacturing Sector by Group: Monthly/Quarterly Percentage Change</i>	146 - 153
2	Pengeluaran Produk Utama dalam Industri Pembuatan yang Terpilih <i>Production of Major Products in Selected Manufacturing Industries</i>	154 - 162

Nota Teknikal / Technical Notes

163 - 176



**KALENDAR KELUARAN AWALAN 2022,
PERANGKAAN PEMBUATAN BULANAN**
ADVANCE RELEASE CALENDAR YEAR 2022,
MONTHLY MANUFACTURING STATISTICS

Bulan rujukan / Reference month	Tarikh / Date
Januari 2022 / January 2022	11.03.2022
Februari 2022 / February 2022	11.04.2022
Mac 2022 / March 2022	10.05.2022
April 2022 / April 2022	10.06.2022
Mei 2022 / May 2022	08.07.2022
Jun 2022 / June 2022	09.08.2022
Julai 2022 / July 2022	09.09.2022
Ogos 2022 / August 2022	12.10.2022
September 2022 / September 2022	08.11.2022
Oktober 2022 / October 2022	12.12.2022
November 2022 / November 2022	11.01.2023
Disember 2022 / December 2022	07.02.2023

Nota / Notes :

Kenyataan akhbar dihantar kepada pihak media pada tarikh pengeluaran dengan masa embargo ditetapkan bagi penyiaran. Kenyataan akhbar tersebut disiarkan selepas masa embargo di portal Jabatan Perangkaan Malaysia (<http://www.dosm.gov.my>)

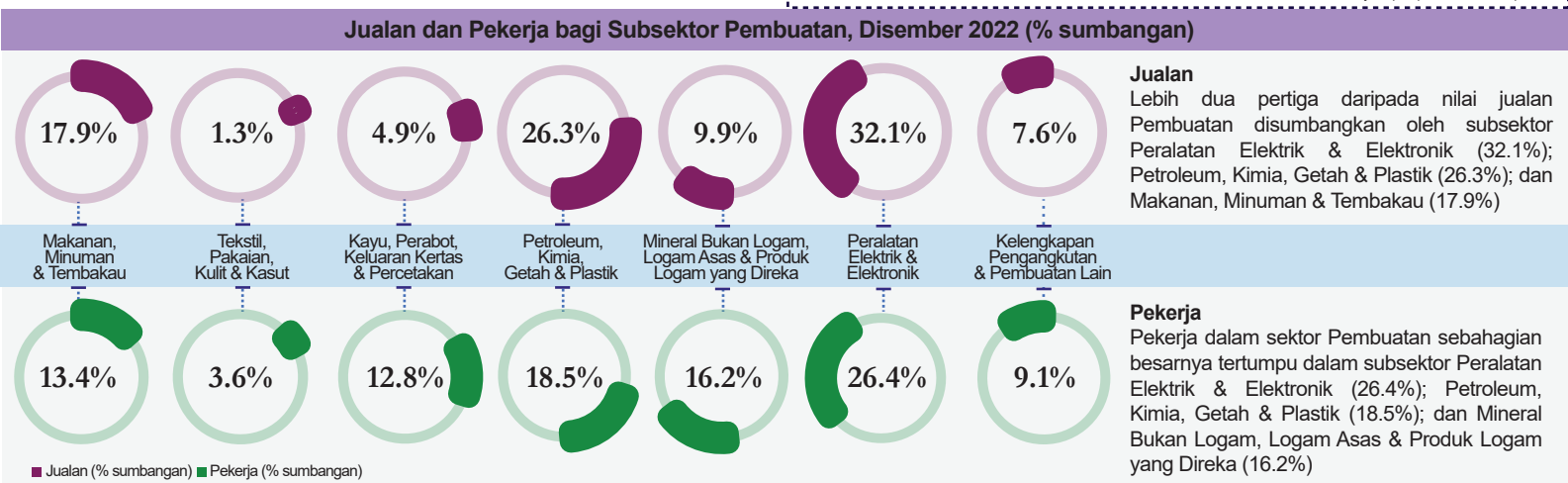
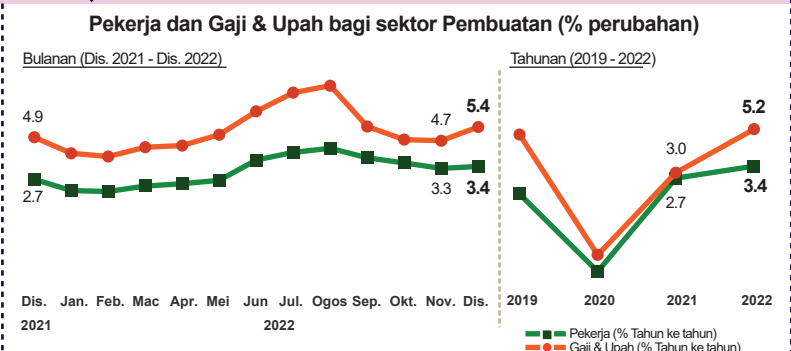
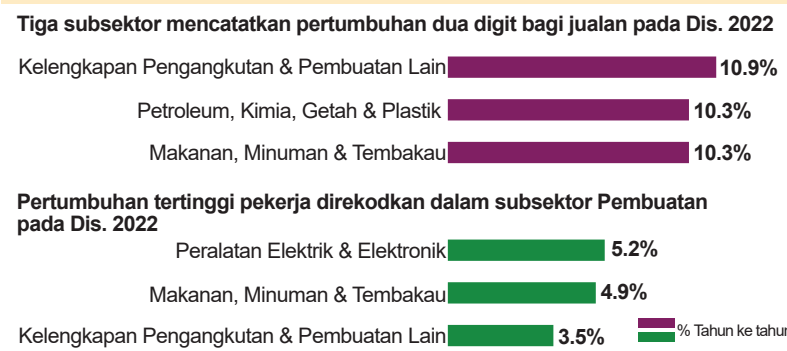
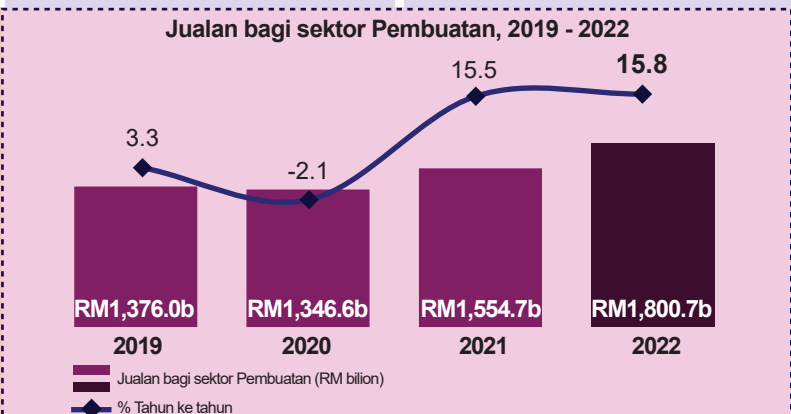
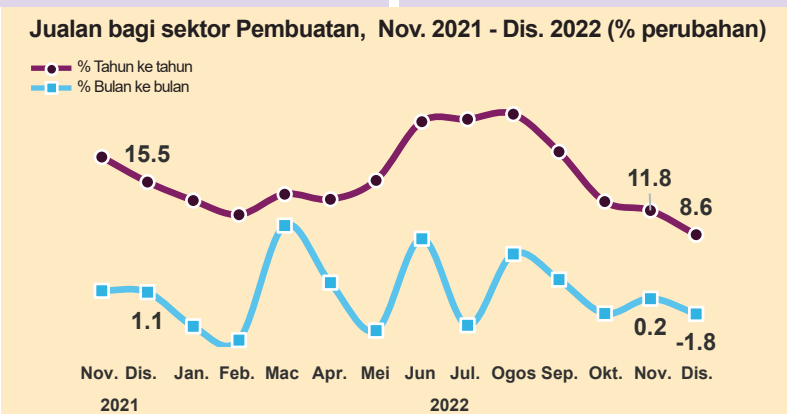
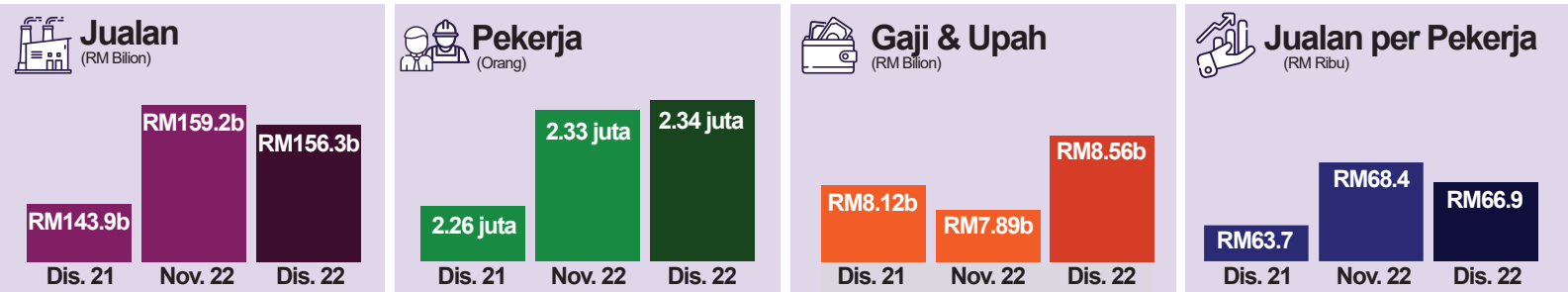
A press statement is issued to the media on the date of release with a specified embargo time for release. The press statement is posted after the embargo time on the portal of Department of Statistics Malaysia (<http://www.dosm.gov.my>)



RINGKASAN PENEMUAN
SUMMARY OF FINDINGS

PERANGKAAAN PEMBUATAN DISEMBER 2022

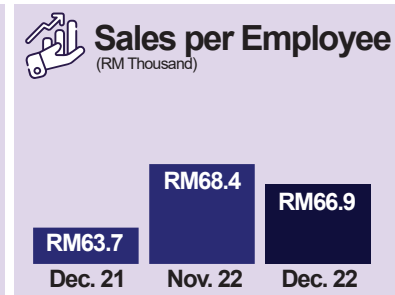
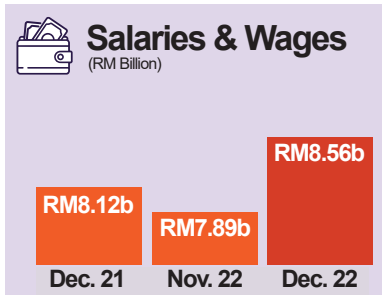
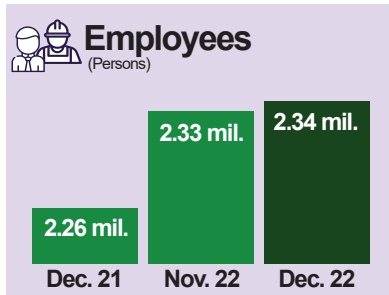

Nilai jualan sektor Pembuatan berkembang 8.6 peratus pada Disember 2022 untuk merekodkan RM156.3 bilion
Seramai 2.34 juta orang pekerja dalam sektor ini dengan gaji dan upah dibayar berjumlah RM8.56 bilion



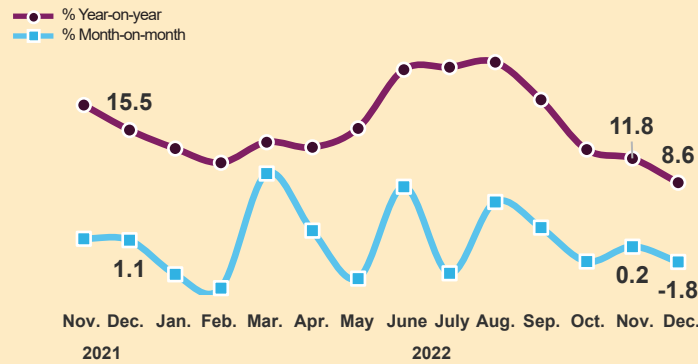


MANUFACTURING STATISTICS DECEMBER 2022

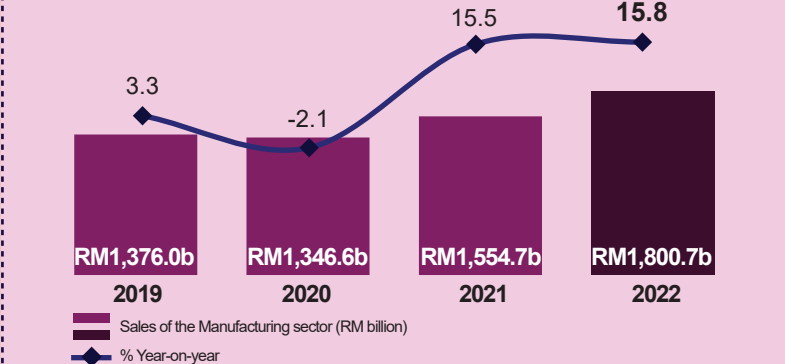
The sales value of Manufacturing sector expanded by 8.6 per cent in December 2022 to record RM156.3 billion
A total of 2.34 million employees were engaged in this sector with salaries and wages paid amounting to RM8.56 billion



Sales of the Manufacturing sector, Nov. 2021 - Dec. 2022 (% change)



Sales of the Manufacturing sector, 2019 - 2022



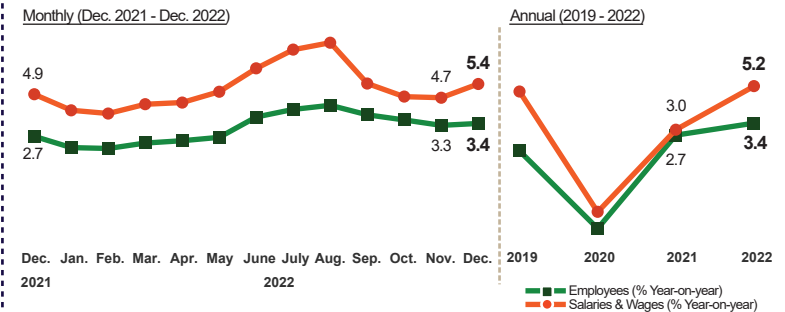
Three subsectors recorded a double-digit growth of sales in Dec. 2022



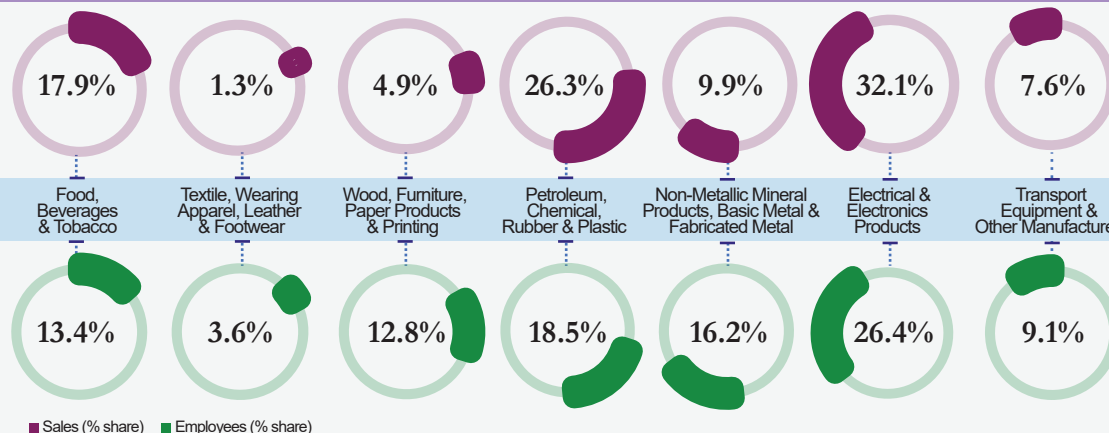
Highest employment growth recorded by Manufacturing subsectors in Dec. 2022



Employees and Salaries & Wages of the Manufacturing sector (% change)



Sales and Employees of the Manufacturing Subsectors, December 2022 (% share)



Sales
More than two-thirds of Manufacturing sales value was contributed by Electrical & Electronics products (32.1%); Petroleum, Chemical, Rubber & Plastic (26.3%); and Food, Beverages & Tobacco (17.9%) subsectors

Employees
Employees in the Manufacturing sector were concentrated largely in Electrical & Electronics Products (26.4%); Petroleum, Chemical, Rubber & Plastic (18.5%); and Non-metallic Mineral Products, Basic Metal & Fabricated Metal (16.2%) subsectors

PERANGKAAAN PEMBUATAN BULANAN, MALAYSIA DISEMBER 2022

PRESTASI BULAN DISEMBER 2022

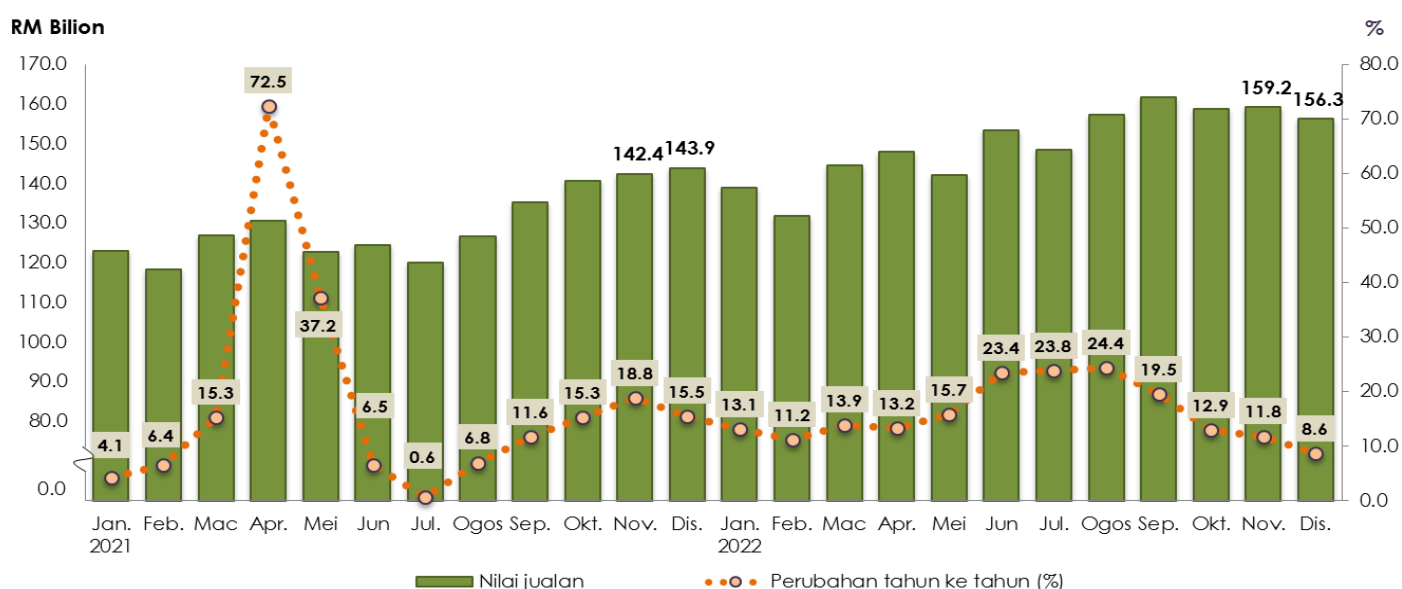
1

NILAI JUALAN SEKTOR PEMBUATAN

Nilai jualan sektor Pembuatan Malaysia pada bulan Disember 2022 adalah berjumlah **RM156.3 bilion**, berkembang **8.6 peratus** berbanding RM143.9 bilion yang dilaporkan pada tahun lalu (**Carta 1**). Berasaskan pertumbuhan bulan ke bulan, nilai jualan menyusut **1.8 peratus** (November 2022: RM159.2 bilion) manakala nilai jualan pelarasan bermusim menguncup **2.9 peratus**.

Pengembangan nilai jualan pada bulan Disember 2022 adalah dipacu oleh pertumbuhan dua digit bagi subsektor Kelengkapan Pengangkutan & Pembuatan Lain (**10.9%**); Produk Petroleum, Kimia, Getah & Plastik (**10.3%**); dan Produk Makanan, Minuman & Tembakau (**10.3%**).

Carta 1: Nilai Jualan Sektor Pembuatan



*** Nota:**

- Laporan ini boleh diperolehi daripada laman portal Jabatan Perangkaan Malaysia (<https://www.dosm.gov.my>) di bawah ruangan: **Siaran Terkini**.
- Data bagi bulan Disember 2022 merupakan data **awalan**. Data ini akan dikemaskini berdasarkan data terkini yang diperolehi dan akan diterbitkan dalam penerbitan bulan Januari 2023.



2

BILANGAN PEKERJA

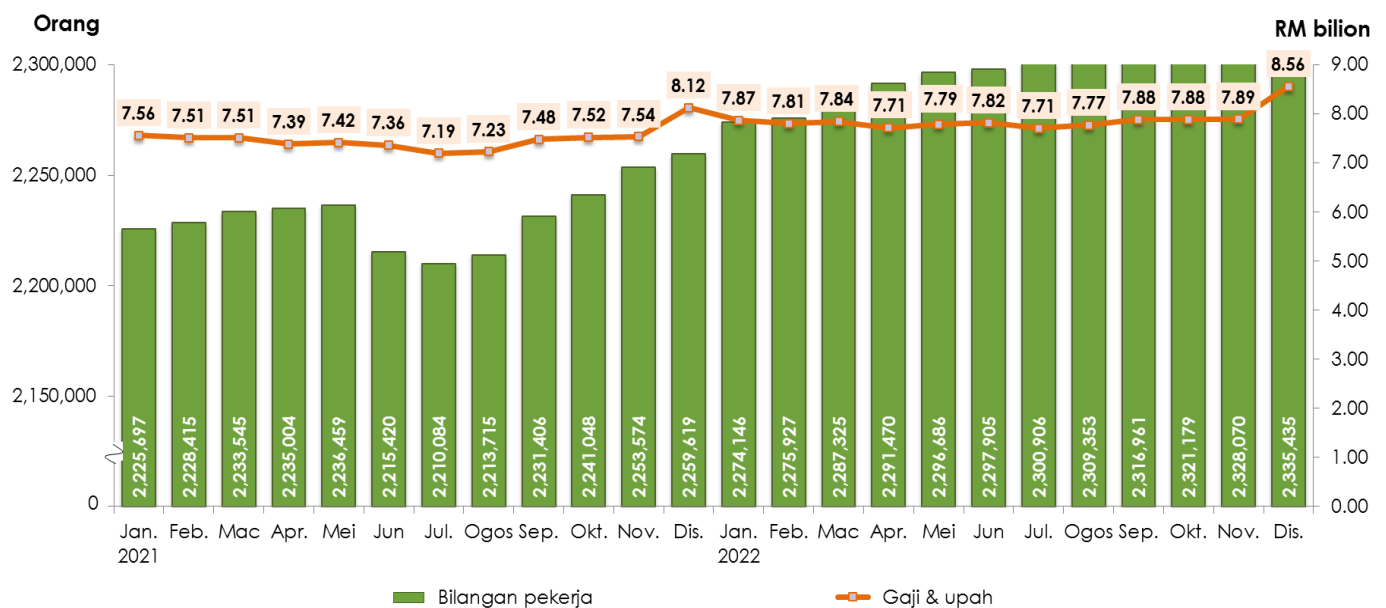
Bilangan pekerja sektor Pembuatan bertambah **3.4 peratus** pada Disember 2022 iaitu seramai **2,335,435 orang** (Disember 2021: 2,259,619 orang) seperti yang ditunjukkan di **Carta 2**. Pada bulan rujukan yang sama, bilangan pekerja naik **0.3 peratus** daripada 2,328,070 orang yang dicatatkan pada bulan sebelumnya.

3

GAJI & UPAH

Gaji & upah yang dibayar pada Disember 2022 adalah berjumlah **RM8,561.5 juta**, tumbuh **5.4 peratus** atau **RM440.0 juta** berbanding bulan yang sama tahun 2021. Berbanding bulan sebelumnya, jumlah gaji & upah yang dibayar meningkat **8.5 peratus** (**RM671.7 juta**) daripada RM7,889.9 juta pada November 2022.

Carta 2: Bilangan Pekerja dan Gaji & Upah Sektor Pembuatan



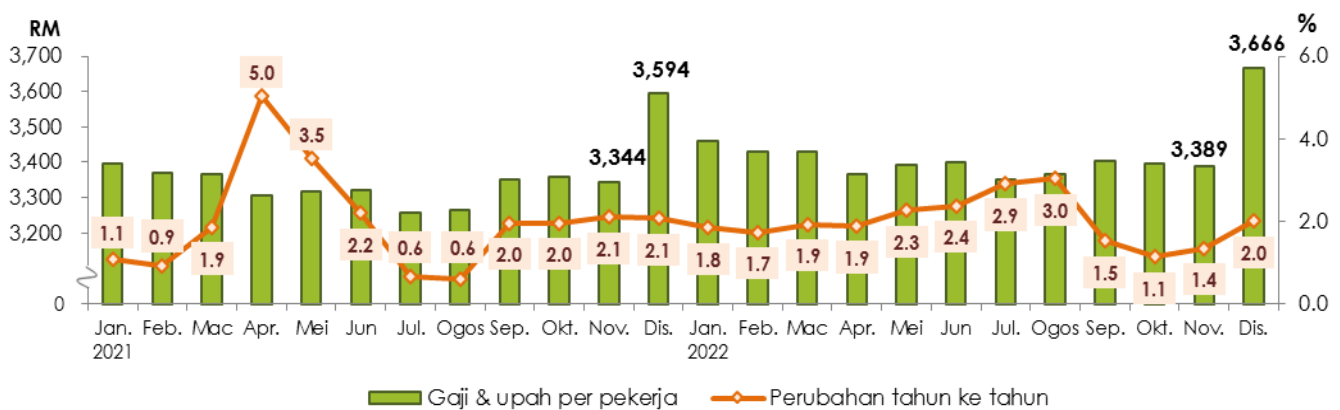


4

PURATA GAJI & UPAH PER PEKERJA

Purata gaji & upah yang dibayar bagi setiap pekerja pada bulan Disember 2022 adalah **RM3,666** dengan pertumbuhan direkodkan sebanyak **2.0 peratus** tahun ke tahun (Disember 2021: RM3,594) seperti yang tertera di **Carta 3**. Sementara itu, purata gaji & upah bagi setiap pekerja meningkat **8.2 peratus** berbanding bulan sebelumnya (November 2022: RM3,389).

Carta 3: Gaji & Upah Per Pekerja Sektor Pembuatan

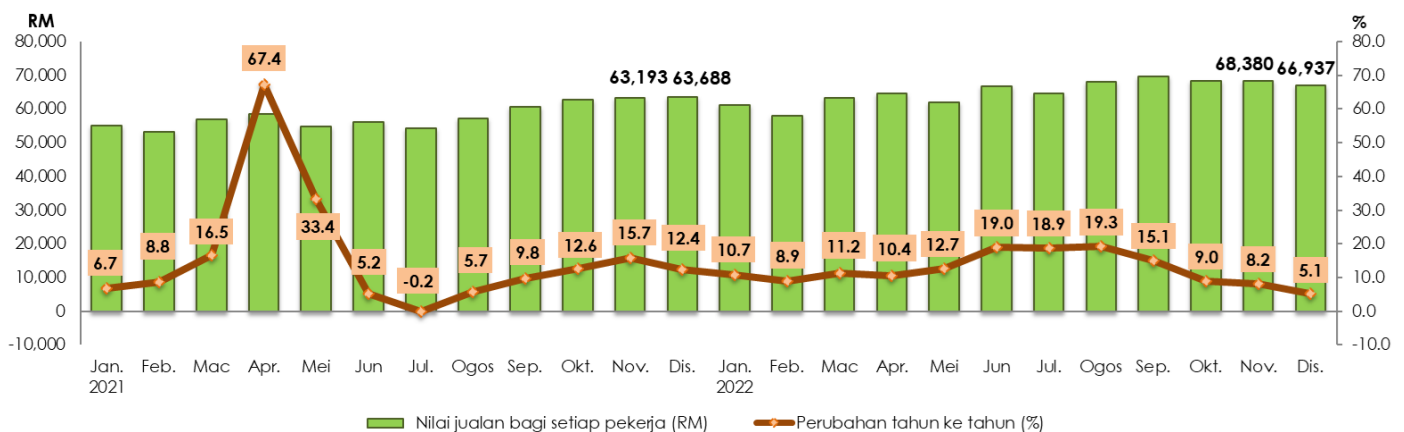


5

NILAI JUALAN PER PEKERJA

Nilai jualan bagi setiap pekerja pada Disember 2022 meningkat **5.1 peratus** kepada **RM66,937** berbanding RM63,688 yang dicatatkan pada bulan yang sama tahun sebelumnya (**Carta 4**). Sebaliknya, purata nilai jualan bagi setiap pekerja berkurang **2.1 peratus** berbanding November 2022.

Carta 4: Nilai Jualan Per Pekerja Sektor Pembuatan





6

PRESTASI SUKU TAHUN KEEMPAT 2022

Pada suku tahun keempat 2022, nilai jualan sektor Pembuatan meningkat **11.1 peratus** kepada **RM474.4 bilion** berbanding suku yang sama tahun sebelumnya. Peningkatan tersebut didorong oleh subsektor Produk Petroleum, Kimia, Getah & Plastik (**16.2%**); Peralatan Elektrik & Elektronik (**14.8%**); dan Produk Makanan, Minuman & Tembakau (**6.5%**). Bilangan pekerja dan gaji & upah masing-masing meningkat **3.4 peratus** dan **5.0 peratus** pada suku tahun berkenaan.

7

PRESTASI BAGI TEMPOH JANUARI-DISEMBER 2022

Bagi prestasi keseluruhan tahun 2022, nilai jualan sektor Pembuatan melonjak **15.8 peratus** kepada **RM1,800.7 bilion** berbanding tahun 2021. Bilangan pekerja pada akhir tempoh tersebut menaik **3.4 peratus** untuk merekodkan seramai **2,335,435 orang** manakala gaji & upah dibayar meningkat **5.2 peratus** kepada **RM94.5 bilion**. Nilai jualan per pekerja pada tahun 2022 meningkat sebanyak **12.1 peratus** untuk mencapai **RM771,048**. Butiran seperti yang ditunjukkan dalam **Jadual A**.

**Jadual A : Nilai Jualan, Bilangan Pekerja dan Gaji & Upah,
2021 dan 2022**

Perangkaan Pembuatan Bulanan	Januari-Disember		% Perubahan
	2021	2022	
Nilai Jualan (RM juta)	1,554,738.3	1,800,733.7	15.8
Bilangan Pekerja	2,259,619	2,335,435	3.4
Gaji & Upah (RM juta)	89,829.5	94,528.1	5.2
Nilai Jualan Per Pekerja (RM)	688,053	771,048	12.1

MONTHLY MANUFACTURING STATISTICS, MALAYSIA

DECEMBER 2022

PERFORMANCE IN DECEMBER 2022

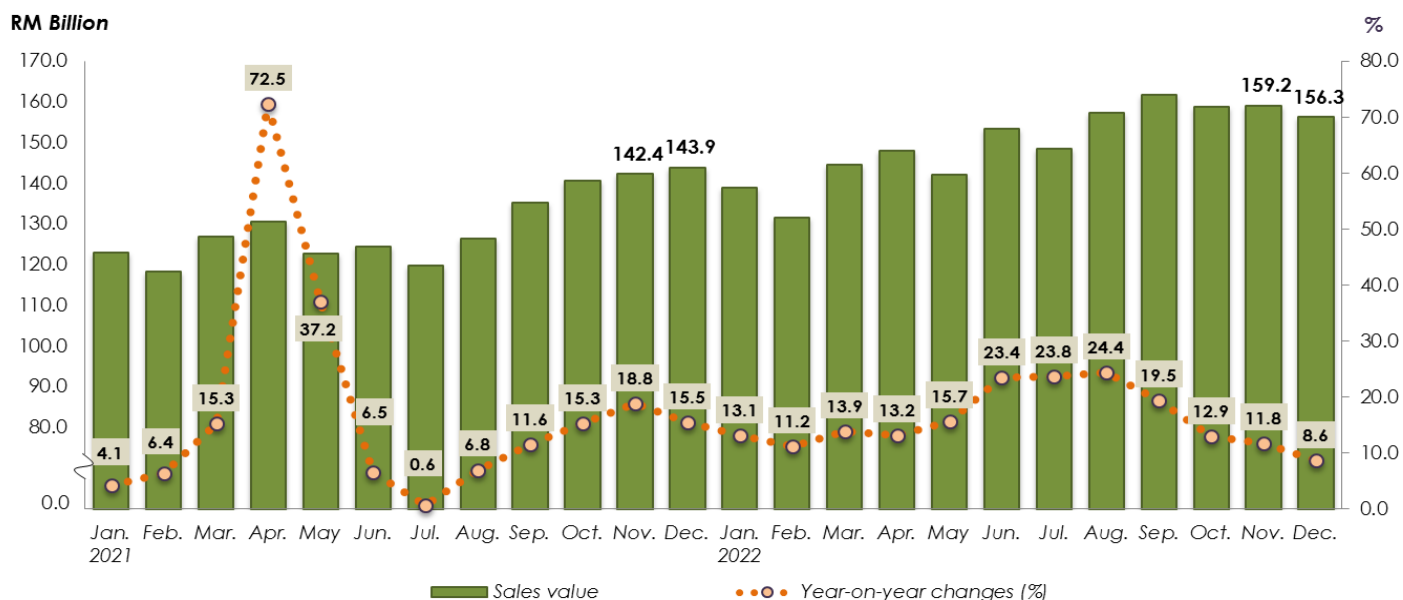
1

SALES VALUE OF THE MANUFACTURING SECTOR

Malaysia's Manufacturing sales value in December 2022 stood at **RM156.3 billion**, expanded by **8.6 per cent** as compared to RM143.9 billion which reported a year ago (**Chart 1**). Based on month-on-month growth, the sales value shrank by **1.8 per cent** (November 2022: RM159.2 billion) while seasonally adjusted sales value contracted **2.9 per cent**.

The expansion of sales value in December 2022 was reinforced by the double-digit growth in Transport Equipment & Other Manufactures subsector (**10.9%**); Petroleum, Chemical, Rubber & Plastic Products (**10.3%**); and Food, Beverages & Tobacco Products (**10.3%**).

Chart 1: Sales Value of the Manufacturing Sector



***Notes:**

1. This report can be accessed through the web portal of the Department of Statistics, Malaysia (<https://www.dosm.gov.my>) under the section: **Latest Releases**.
2. Data for December 2022 is **provisional**. The data will be updated based on the latest available figures and subsequently published in the January 2023 publication.



2

NUMBER OF EMPLOYEES

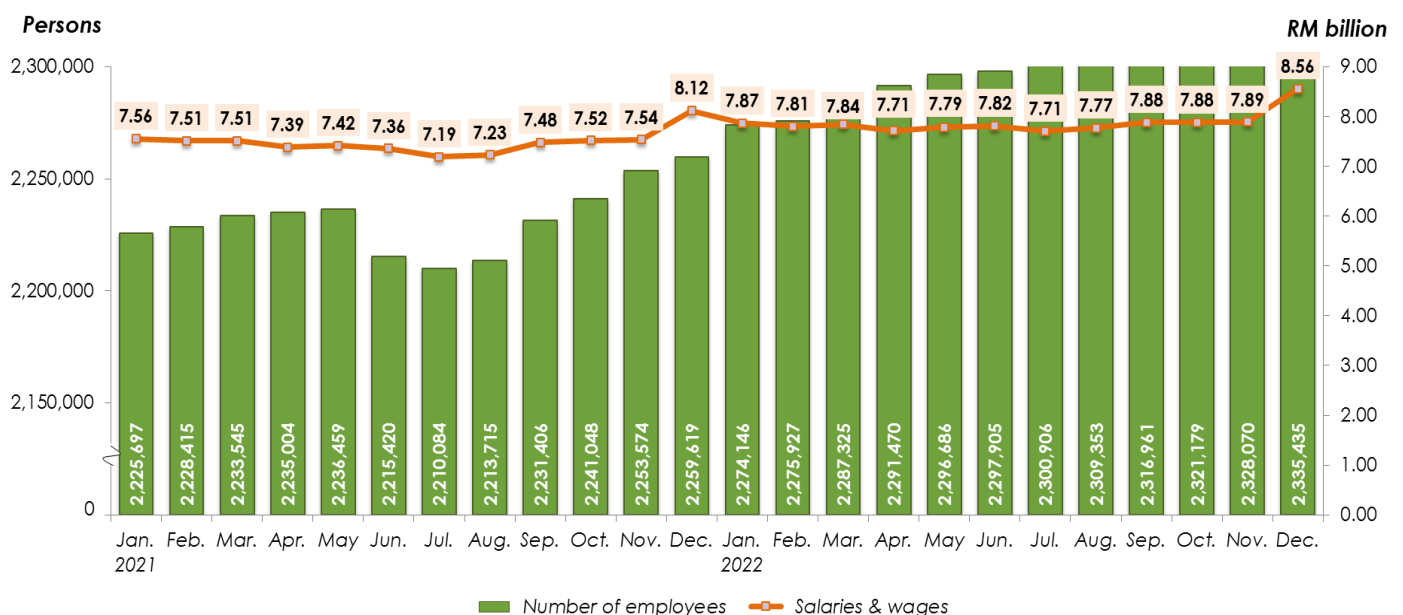
The number of employees in the Manufacturing sector augmented **3.4 per cent** in December 2022, accounted for **2,335,435 persons** (December 2021: 2,259,619 persons) as shown in **Chart 2**. During the same reference month, the number of employees rose **0.3 per cent** from 2,328,070 persons which registered in the previous month.

3

SALARIES & WAGES

Salaries & wages paid in December 2022 amounted to **RM8,561.5 million**, grew **5.4 per cent** or **RM440.0 million** as against to the same month of 2021. As compared to the preceding month, the total salaries & wages paid increased **8.5 per cent (RM671.7 million)** from RM7,889.9 million in November 2022.

Chart 2 : Number of Employees and Salaries & Wages in Manufacturing Sector

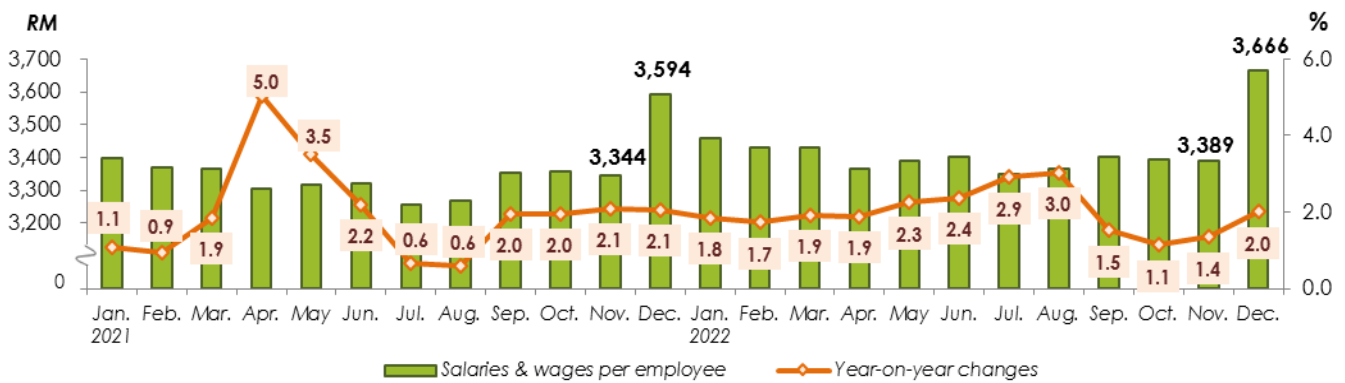




4 AVERAGE SALARIES & WAGES PER EMPLOYEE

The average salaries & wages paid per employee in December 2022 was **RM3,666** which recorded a growth of **2.0 per cent** year-on-year (December 2021: RM3,594) as depicted in **Chart 3**. Meanwhile, average salaries & wages paid per employee increased **8.2 per cent** as against the preceding month (November 2022: RM3,389).

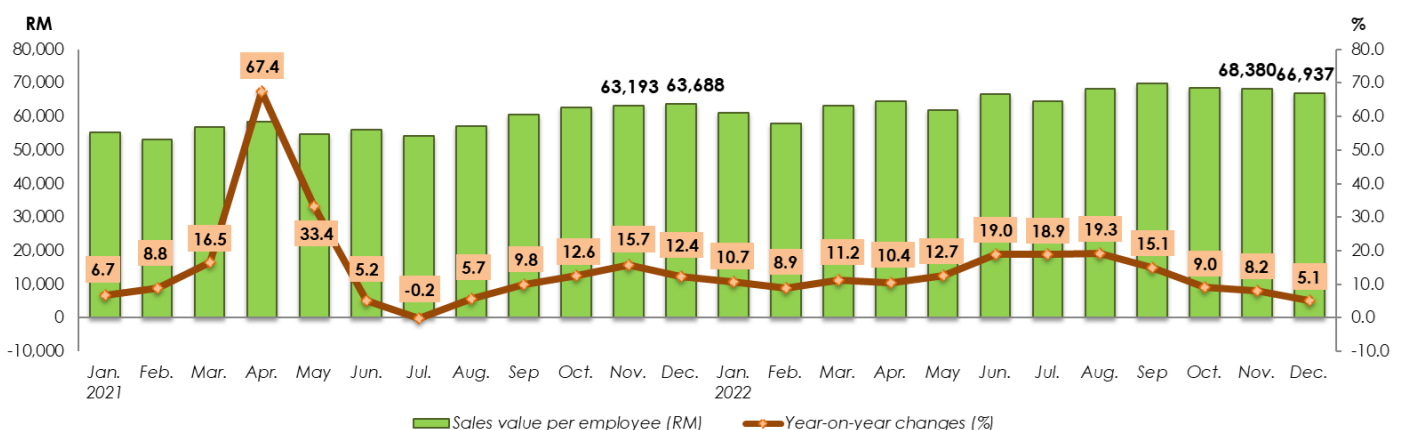
Chart 3 : Salaries & Wages Per Employee in Manufacturing Sector



5 SALES VALUE PER EMPLOYEE

The sales value per employee in December 2022 increased by **5.1 per cent** to **RM66,937** as compared to RM63,688 registered in the same month of the previous year (**Chart 4**). On the other hand, the average sales value per employee decreased **2.1 per cent** as compared to November 2022.

Chart 4 : Sales Value Per Employee in Manufacturing Sector





6

PERFORMANCE OF FOURTH QUARTER 2022

In the fourth quarter of 2022, the sales value of the Manufacturing sector grew **11.1 per cent** to **RM474.4 billion** as compared to the same quarter of the previous year. The increase was driven by the Petroleum, Chemical, Rubber & Plastics Products (**16.2%**); Electrical & Electronics Products (**14.8%**); and Food, Beverages & Tobacco Products (**6.5%**) subsectors. The number of employees and salaries & wages rose **3.4 per cent** and **5.0 per cent** respectively during the quarter.

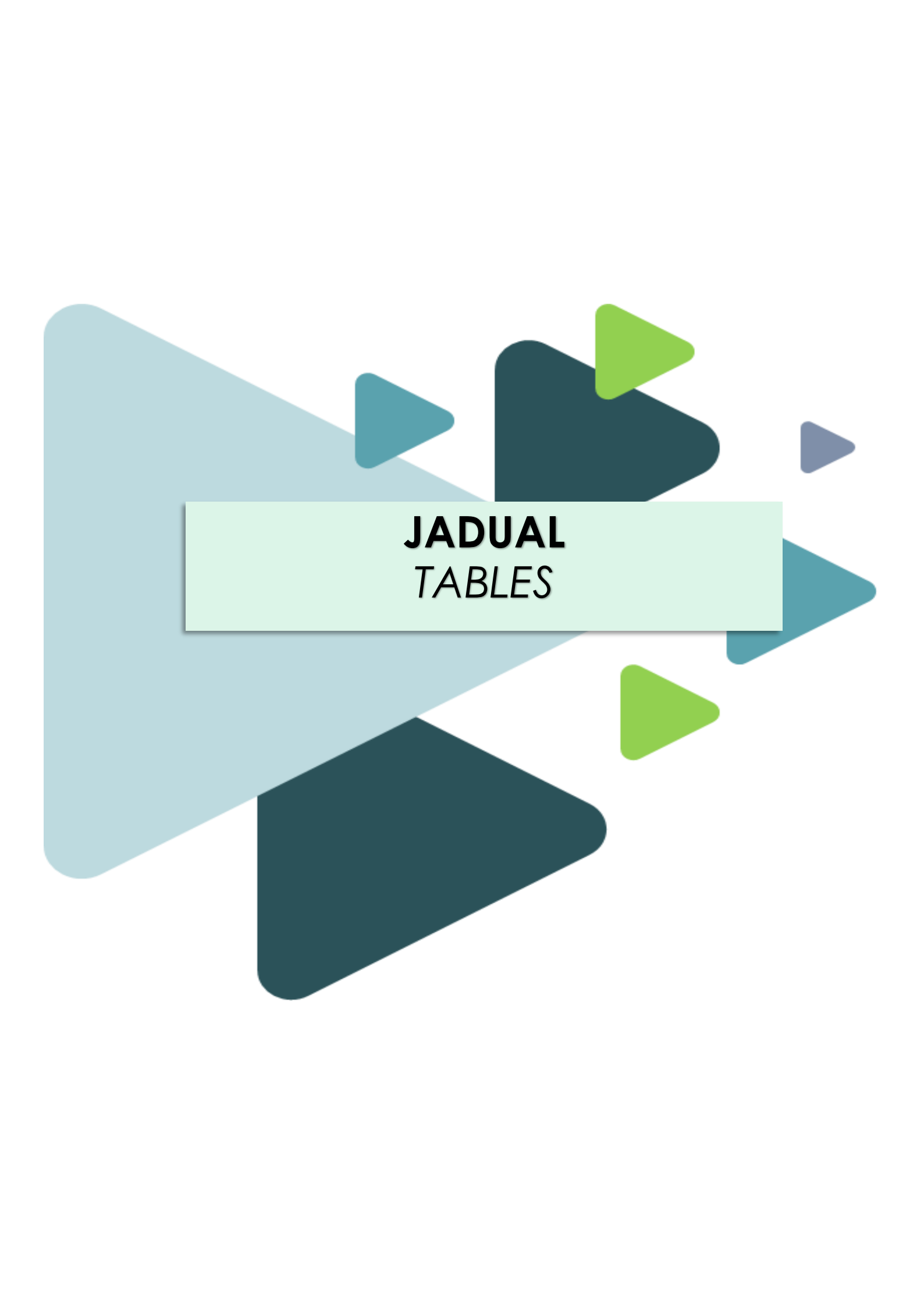
7

PERFORMANCE IN THE PERIOD JANUARY-DECEMBER 2022

For the overall performance of 2022, the sales value of the Manufacturing sector soared **15.8 per cent** to **RM1,800.7 billion** as compared to 2021. The number of employees during the end of the period rose by **3.4 per cent** to record **2,335,435 persons** while salaries & wages paid went up by **5.2 per cent** to **RM94.5 billion**. The sales value per employee in 2022 rose by **12.1 per cent** to reach **RM771,048**. The details as per shown in **Table A**.

**Table A: Sales Value, Number of Employees and Salaries & Wages,
2021 and 2022**

Monthly Manufacturing Statistics	January-December		% Change
	2021	2022	
Sales Value (RM million)	1,554,738.3	1,800,733.7	15.8
Number of Employees	2,259,619	2,335,435	3.4
Salaries & Wages (RM million)	89,829.5	94,528.1	5.2
Sales Value Per Employee (RM)	688,053	771,048	12.1



JADUAL
TABLES

Jadual **1** : Perangkaan Utama Sektor Pembuatan
Table : Principal Statistics of Manufacturing Sector

Tempoh Period	Nilai Jualan Produk Yang Dibuat Sendiri (Di Kilang) Sales value of own (Ex-factory) (RM Juta/Million)				Bilangan Pekerja Bergaji Pada Akhir Tempoh Number of employees engaged at end of period				Gaji & Upah Yang Dibayar Salaries & wages paid (RM Juta/Million)				
	Data Asal (Original Data)	% YoY	Pelarasan Musim (Seasonally Adjusted)	% MoM	Data Asal (Original Data)	% YoY	Pelarasan Musim (Seasonally Adjusted)	% MoM	Data Asal (Original Data)	% YoY	Pelarasan Musim (Seasonally Adjusted)	% MoM	
2019	1,376,027				2,243,788				88,206				
2020	1,346,620 -2.1				2,199,195 -2.0				87,194 -1.1				
2021	1,554,738 15.5				2,259,619 2.7				89,830 3.0				
2022	1,800,734 15.8				2,335,435 3.4				94,528 5.2				
2021	Q1	368,234	8.5		2,233,545	-1.1			22,584	-0.6			
	Q2	377,735	33.9		2,215,420	1.2			22,162	6.0			
	Q3	381,793	6.4		2,231,406	1.6			21,904	2.3			
	Q4	426,976	16.5		2,259,619	2.7			23,180	4.7			
2022	Q1	415,298	12.8		2,287,325	2.4			23,513	4.1			
	Q2	443,489	17.4		2,297,905	3.7			23,318	5.2			
	Q3	467,562	22.5		2,316,961	3.8			23,364	6.7			
	Q4	474,385	11.1		2,335,435	3.4			24,332	5.0			
2021	(Jan. - Dis.)	1,554,738	15.5		2,259,619	2.7			89,830	3.0			
2022	(Jan. - Dis.)	1,800,734	15.8		2,335,435	3.4			94,528	5.2			
2021	Jan.	122,887	4.1	119,811	0.01	2,225,697	-2.4	2,211,521	0.2	7,558	-1.4	7,423	-0.02
	Feb.	118,412	6.4	129,751	8.3	2,228,415	-2.2	2,214,552	0.1	7,512	-1.3	7,463	0.5
	Mac	126,935	15.3	127,089	-2.1	2,233,545	-1.1	2,224,979	0.5	7,514	0.8	7,407	-0.8
	Apr.	130,646	72.5	135,527	6.6	2,235,004	3.0	2,230,721	0.3	7,386	8.2	7,405	-0.03
	Mei	122,726	37.2	127,415	-6.0	2,236,459	2.8	2,229,970	-0.03	7,416	6.4	7,470	0.9
	Jun	124,363	6.5	128,805	1.1	2,215,420	1.2	2,220,505	-0.4	7,360	3.5	7,426	-0.6
	Jul.	119,934	0.6	118,568	-7.9	2,210,084	0.8	2,212,629	-0.4	7,195	1.5	7,259	-2.2
	Ogo.	126,536	6.8	123,906	4.5	2,213,715	1.0	2,220,109	0.3	7,231	1.7	7,300	0.6
	Sep.	135,323	11.6	131,658	6.3	2,231,406	1.6	2,235,340	0.7	7,479	3.6	7,527	3.1
	Okt.	140,655	15.3	134,714	2.3	2,241,048	2.4	2,251,834	0.7	7,523	4.4	7,635	1.4
	Nov.	142,411	18.8	138,859	3.1	2,253,574	2.6	2,263,852	0.5	7,536	4.8	7,722	1.1
	Dis.	143,911	15.5	138,236	-0.4	2,259,619	2.7	2,267,988	0.2	8,122	4.9	7,783	0.8
2022	Jan.	138,986	13.1	135,764	-1.8	2,274,146	2.2	2,250,916	-0.8	7,865	4.1	7,650	-1.7
	Feb.	131,703	11.2	142,979	5.3	2,275,927	2.1	2,260,870	0.4	7,805	3.9	7,737	1.1
	Mac	144,610	13.9	145,074	1.5	2,287,325	2.4	2,278,552	0.8	7,843	4.4	7,750	0.2
	Apr.	147,942	13.2	150,533	3.8	2,291,471	2.5	2,284,548	0.3	7,715	4.5	7,780	0.4
	Mei	142,043	15.7	148,877	-1.1	2,296,686	2.7	2,291,782	0.3	7,787	5.0	7,876	1.2
	Jun	153,503	23.4	159,199	6.9	2,297,905	3.7	2,307,458	0.7	7,816	6.2	7,932	0.7
	Jul.	148,431	23.8	148,440	-6.8	2,300,906	4.1	2,308,756	0.1	7,709	7.1	7,832	-1.3
	Ogo.	157,436	24.4	155,540	4.8	2,309,353	4.3	2,318,977	0.4	7,771	7.5	7,887	0.7
	Sep.	161,694	19.5	156,509	0.6	2,316,961	3.8	2,322,303	0.1	7,885	5.4	7,948	0.8
	Okt.	158,864	12.9	151,810	-3.0	2,321,179	3.6	2,332,258	0.4	7,881	4.8	7,972	0.3
	Nov.	159,194	11.8	154,921	2.0	2,328,070	3.3	2,336,176	0.2	7,890	4.7	8,033	0.8
	Dis.	156,328	8.6	150,474	-2.9	2,335,435	3.4	2,343,497	0.3	8,562	5.4	8,131	1.2

Jadual **1.1a** : Nilai Jualan Sektor Pembuatan Mengikut Subsektor
 Table **1.1a** : Sales Value of Manufacturing Sector by Sub-sector

Subsektor Sub-sector	2020	2021	2022	2021				
				Q1	Q2	Q3	Q4	
1. Makanan, minuman dan tembakau	251,984	283,918	320,222	59,219	73,656	73,063	77,981	
Food, beverages and tobacco								
10 Pembuatan produk makanan <i>Manufacture of food products</i>	239,437	270,349	304,095	55,237	70,737	70,520	73,855	
11 Pembuatan minuman <i>Manufacture of beverages</i>	9,487	10,629	12,717	3,009	2,325	2,276	3,019	
12 Pembuatan produk tembakau <i>Manufacture of tobacco products</i>	3,060	2,940	3,410	973	594	266	1,108	
2. Tekstil, pakaian, kulit dan kasut	19,816	21,954	23,642	5,641	5,199	5,046	6,068	
Textiles, wearing apparel, leather and footwear								
13 Pembuatan tekstil <i>Manufacture of textiles</i>	8,867	10,728	11,652	2,594	2,678	2,542	2,913	
14 Pembuatan pakaian <i>Manufacture of wearing apparel</i>	8,771	9,037	9,352	2,391	2,057	2,097	2,492	
15 Pembuatan produk kulit dan barangan berkaitan <i>Manufacture of leather and related products</i>	2,177	2,189	2,638	656	463	408	662	
3. Produk kayu, perabot, keluaran kertas dan percetakan	72,615	76,494	84,965	21,054	16,461	16,769	22,210	
Wood products, furniture, paper products and printing								
16 Pembuatan kayu dan produk kayu dan gabus, kecuali perabot; pembuatan bagi artikel jerami dan bahan-bahan anyaman <i>Manufacture of wood and products of wood and cork, except furniture; manufacture of articles of straw and plaiting materials</i>	22,282	23,028	25,894	6,881	4,165	4,709	7,273	
17 Pembuatan kertas dan produk kertas <i>Manufacture of paper and paper products</i>	22,276	25,788	28,260	6,180	6,384	6,476	6,748	
18 Percetakan dan penerbitan semula media rakaman <i>Printing and reproduction of recorded media</i>	11,533	12,098	13,709	3,291	2,682	2,708	3,417	
31 Pembuatan perabot <i>Manufacture of furniture</i>	16,524	15,579	17,101	4,702	3,230	2,876	4,772	
4. Petroleum, kimia, getah dan plastik	338,815	432,121	499,207	98,651	111,747	110,869	110,854	
Petroleum, chemical, rubber and plastic								
19 Pembuatan kok dan produk petroleum bertapis <i>Manufacture of coke and refined petroleum products</i>	128,477	175,557	249,901	33,513	44,230	48,092	49,722	
20 Pembuatan kimia dan produk kimia <i>Manufacture of chemicals and chemical products</i>	90,600	102,329	111,585	26,389	23,165	25,586	27,189	
21 Pembuatan produk farmaseutikal asas, kimia perubatan dan botani <i>Manufacture of basic pharmaceutical products and pharmaceutical preparations</i>	7,843	9,185	10,181	2,117	2,260	2,405	2,403	
22 Pembuatan produk getah dan plastik <i>Manufacture of rubber and plastics products</i>	111,894	145,049	127,540	36,632	42,092	34,786	31,539	
5. Produk mineral bukan logam, logam asas dan produk logam yang direka	139,470	149,345	168,044	41,006	33,686	31,954	42,699	
Non-metallic mineral products, basic metal and fabricated metal								
23 Pembuatan produk galian bukan logam lain <i>Manufacture of other non-metallic mineral products</i>	40,189	42,773	49,285	12,338	9,803	8,765	11,867	
24 Pembuatan logam asas <i>Manufacture of basic metals</i>	45,895	49,566	54,209	13,195	10,295	11,235	14,840	
25 Pembuatan produk logam, kecuali mesin dan kelengkapan <i>Manufacture of fabricated metal products, except machinery and equipment</i>	53,385	57,006	64,550	15,472	13,588	11,954	15,992	
6. Produk elektrik dan elektronik	422,176	483,198	581,527	115,062	112,357	121,467	134,311	
Electrical and electronic products								
26 Pembuatan komputer, produk elektronik dan optikal <i>Manufacture of computer, electronics and optical products</i>	343,227	391,925	479,757	94,964	89,376	98,431	109,155	
27 Pembuatan kelengkapan elektrik <i>Manufacture of electrical equipment</i>	42,124	48,489	56,049	10,668	11,692	12,381	13,748	
28 Pembuatan jentera dan peralatan f.t.t.l. <i>Manufacture of machinery and equipment n.e.c.</i>	36,825	42,783	45,720	9,430	11,289	10,655	11,408	
7. Kelengkapan pengangkutan dan pembuatan lain	101,743	107,710	123,128	27,602	24,630	22,624	32,854	
Transport equipment and other manufactures								
29 Pembuatan kenderaan bermotor, treler dan semi treler <i>Manufacture of motor vehicles, trailers and semi-trailers</i>	72,975	77,384	89,024	19,553	17,264	16,298	24,269	
30 Pembuatan kelengkapan pengangkutan lain <i>Manufacture of other transport equipment</i>	12,945	14,103	15,690	3,735	3,295	3,011	4,062	
32 Pembuatan lain <i>Other manufacturing</i>	10,499	10,897	12,668	2,885	2,941	2,140	2,931	
33 Pembaikan dan pemasangan jentera dan kelengkapan <i>Repair and installation of machinery and equipment</i>	5,324	5,326	5,746	1,430	1,129	1,176	1,591	
Pembuatan	Jumlah							
<i>Manufacturing</i>	<i>Total</i>	1,346,620	1,554,738	1,800,734	368,234	377,735	381,793	426,976

(RM Juta/Million)

2022				2021	2022	2021								
Q1	Q2	Q3	Q4	(Jan. - Dis.)	(Jan. - Dis.)	Jan.	Feb.	Mac	Apr.	Mei	Jun	Jul.	Ogo.	Sep.
68,843	85,782	82,569	83,028	283,918	320,222	19,772	19,642	19,805	24,322	23,763	25,570	23,110	23,428	26,525
64,627	81,963	78,651	78,854	270,349	304,095	18,473	18,360	18,404	23,034	22,704	24,998	22,455	22,584	25,481
3,198	3,034	3,237	3,248	10,629	12,717	979	981	1,049	1,004	821	499	578	790	908
1,018	785	681	926	2,940	3,410	320	301	352	284	237	72	77	54	135
6,095	5,679	5,699	6,169	21,954	23,642	1,907	1,848	1,886	1,797	1,717	1,684	1,642	1,677	1,727
2,959	2,900	2,845	2,947	10,728	11,652	858	835	900	882	862	934	858	838	845
2,456	2,211	2,224	2,462	9,037	9,352	824	801	766	730	686	640	680	702	715
680	568	630	760	2,189	2,638	224	212	220	184	169	110	103	137	167
23,179	19,246	19,955	22,585	76,494	84,965	7,006	6,712	7,336	6,372	5,455	4,634	4,476	5,842	6,451
7,805	5,092	5,771	7,227	23,028	25,894	2,293	2,177	2,412	1,884	1,265	1,016	1,012	1,744	1,953
6,810	7,041	7,246	7,163	25,788	28,260	1,947	1,965	2,268	2,221	2,079	2,084	2,049	2,195	2,232
3,547	3,273	3,216	3,673	12,098	13,709	1,136	1,091	1,064	1,062	934	687	801	935	971
5,017	3,840	3,722	4,522	15,579	17,101	1,631	1,478	1,593	1,206	1,177	847	614	968	1,294
108,256	124,184	137,924	128,843	432,121	499,207	32,617	30,649	35,385	37,391	36,714	37,642	38,594	36,647	35,628
45,669	60,286	75,616	68,330	175,557	249,901	11,805	10,576	11,133	14,568	14,947	14,715	16,463	16,084	15,545
29,024	26,612	27,982	27,967	102,329	111,585	8,703	8,570	9,116	7,417	7,405	8,343	8,308	8,817	8,461
2,412	2,501	2,695	2,573	9,185	10,181	660	700	756	722	695	843	766	799	839
31,151	34,784	31,632	29,973	145,049	127,540	11,449	10,803	14,380	14,684	13,667	13,742	13,058	10,947	10,782
44,454	39,918	39,328	44,345	149,345	168,044	14,198	13,230	13,577	13,219	11,643	8,823	8,520	10,766	12,668
13,189	11,820	11,699	12,577	42,773	49,285	4,222	3,969	4,148	3,709	3,417	2,678	2,662	2,946	3,157
14,558	11,987	12,496	15,168	49,566	54,209	4,562	4,287	4,346	4,216	3,416	2,663	2,488	3,871	4,876
16,707	16,111	15,133	16,600	57,006	64,550	5,414	4,975	5,084	5,295	4,811	3,482	3,370	3,950	4,634
135,344	139,578	152,431	154,174	483,198	581,527	38,267	37,691	39,105	37,685	35,029	39,643	36,823	40,942	43,702
112,206	114,312	125,955	127,284	391,925	479,757	31,435	31,219	32,309	29,877	27,850	31,648	30,008	32,876	35,547
12,827	13,461	14,995	14,766	48,489	56,049	3,739	3,363	3,566	3,934	3,667	4,090	3,750	4,271	4,360
10,312	11,805	11,481	12,123	42,783	45,720	3,092	3,108	3,230	3,873	3,512	3,904	3,066	3,794	3,795
29,128	29,103	29,656	35,241	107,710	123,128	9,121	8,642	9,840	9,859	8,404	6,366	6,767	7,235	8,622
20,785	20,710	21,536	25,992	77,384	89,024	6,392	6,170	6,991	6,894	6,015	4,355	4,976	5,182	6,140
3,833	3,742	3,651	4,464	14,103	15,690	1,266	1,129	1,339	1,337	994	964	866	1,031	1,114
2,993	3,406	3,174	3,095	10,897	12,668	997	909	978	1,148	1,067	726	593	655	891
1,517	1,244	1,295	1,689	5,326	5,746	466	433	531	481	328	321	332	366	477
415,298	443,489	467,562	474,385	1,554,738	1,800,734	122,887	118,412	126,935	130,646	122,726	124,363	119,934	126,536	135,323

Jadual **1.1a** : Nilai Jualan Sektor Pembuatan Mengikut Subsektor (samb.)
 Table **1.1a** : Sales Value of Manufacturing Sector by Sub-sector (cont.)

Subsektor Sub-sector	2021		
	Okt.	Nov.	Dis.
1. Makanan, minuman dan tembakau	26,644	26,020	25,316
Food, beverages and tobacco			
10 Pembuatan produk makanan <i>Manufacture of food products</i>	25,183	24,716	23,956
11 Pembuatan minuman <i>Manufacture of beverages</i>	1,067	975	977
12 Pembuatan produk tembakau <i>Manufacture of tobacco products</i>	393	330	384
2. Tekstil, pakaian, kulit dan kasut	1,949	2,029	2,090
Textiles, wearing apparel, leather and footwear			
13 Pembuatan tekstil <i>Manufacture of textiles</i>	920	981	1,012
14 Pembuatan pakaian <i>Manufacture of wearing apparel</i>	818	823	852
15 Pembuatan produk kulit dan barangan bfrkaitan <i>Manufacture of leather and related products</i>	211	225	226
3. Produk kayu, perabot, keluaran kertas dan percetakan	6,996	7,607	7,607
Wood products, furniture, paper products and printing			
16 Pembuatan kayu dan produk kayu dan gabus, kecuali perabot; pembuatan bagi artikel jerami dan bahan-bahan anyaman <i>Manufacture of wood and products of wood and cork, except furniture; manufacture of articles of straw and plaiting materials</i>	2,235	2,467	2,571
17 Pembuatan kertas dan produk kertas <i>Manufacture of paper and paper products</i>	2,284	2,285	2,179
18 Percetakan dan penerbitan semula media rakaman <i>Printing and reproduction of recorded media</i>	983	1,210	1,224
31 Pembuatan perabot <i>Manufacture of furniture</i>	1,494	1,646	1,633
4. Petroleum, kimia, getah dan plastik	35,765	37,790	37,299
Petroleum, chemical, rubber and plastic			
19 Pembuatan kok dan produk petroleum bfrtapis <i>Manufacture of coke and refined petroleum products</i>	15,666	17,604	16,452
20 Pembuatan kimia dan produk kimia <i>Manufacture of chemicals and chemical products</i>	8,560	8,877	9,751
21 Pembuatan produk farmaseutikal asas, kimia perubatan dan botani <i>Manufacture of basic pharmaceutical products and pharmaceutical preparations</i>	818	807	778
22 Pembuatan produk getah dan plastik <i>Manufacture of rubber and plastics products</i>	10,720	10,501	10,318
5. Produk mineral bukan logam, logam asas dan produk logam yang direk	13,570	14,279	14,851
Non-metallic mineral products, basic metal and fabricated metal			
23 Pembuatan produk galian bukan logam lain <i>Manufacture of other non-metallic mineral products</i>	3,559	4,073	4,235
24 Pembuatan logam asas <i>Manufacture of basic metals</i>	4,920	4,931	4,989
25 Pembuatan produk logam, kecuali mesin dan kelengkapan <i>Manufacture of fabricated metal products, except machinery and equipment</i>	5,090	5,275	5,627
6. Produk elektrik dan elektronik	45,080	43,256	45,976
Electrical and electronic products			
26 Pembuatan komputer, produk elektronik dan optikal <i>Manufacture of computer, electronics and optical products</i>	36,676	34,928	37,551
27 Pembuatan kelengkapan elektrik <i>Manufacture of electrical equipment</i>	4,586	4,514	4,648
28 Pembuatan jentera dan peralatan t.t.t.l. <i>Manufacture of machinery and equipment n.e.c.</i>	3,818	3,814	3,776
7. Kelengkapan pengangkutan dan pembuatan lain	10,651	11,431	10,771
Transport equipment and other manufactures			
29 Pembuatan kenderaan bfrmotor, treler dan semi treler <i>Manufacture of motor vehicles, trailers and semi-trailers</i>	7,901	8,460	7,908
30 Pembuatan kelengkapan pengangkutan lain <i>Manufacture of other transport equipment</i>	1,303	1,415	1,344
32 Pembuatan lain <i>Other manufacturing</i>	941	991	999
33 Pembaikan dan pemasangan jentera dan kelengkapan <i>Repair and installation of machinery and equipment</i>	506	565	519
Pembuatan	Jumlah		
<i>Manufacturing</i>	<i>Total</i>	140,655	142,411
			143,911

2022											
Jan.	Feb.	Mac	Apr.	Mei	Jun	Jul.	Ogo.	Sep.	Okt.	Nov.	Dis.
23,842	22,349	22,652	27,949	28,597	29,236	26,431	27,728	28,410	27,863	27,247	27,918
22,472	20,973	21,181	26,467	27,423	28,073	25,172	26,370	27,109	26,423	25,848	26,583
1,042	1,046	1,110	1,153	936	946	1,043	1,114	1,080	1,140	1,076	1,032
327	330	361	329	239	218	216	243	222	301	323	303
2,067	1,991	2,037	1,946	1,850	1,884	1,896	1,908	1,895	1,965	2,083	2,122
1,012	959	988	963	928	1,009	975	950	920	947	983	1,017
825	809	822	787	736	689	732	744	748	770	834	858
230	223	227	196	186	186	189	215	227	247	266	247
7,922	7,258	8,000	7,205	6,107	5,934	5,992	6,741	7,222	7,320	7,636	7,629
2,679	2,385	2,741	2,135	1,499	1,458	1,465	2,068	2,238	2,364	2,417	2,446
2,258	2,143	2,409	2,477	2,251	2,312	2,331	2,456	2,459	2,442	2,350	2,372
1,223	1,165	1,158	1,159	1,053	1,061	1,072	1,054	1,090	1,070	1,323	1,280
1,761	1,564	1,691	1,433	1,305	1,102	1,123	1,163	1,436	1,444	1,547	1,531
37,725	32,920	37,610	39,912	39,543	44,730	45,973	46,633	45,318	44,279	43,441	41,123
17,255	13,325	15,090	17,952	18,912	23,423	24,989	25,665	24,961	24,433	23,259	20,637
9,640	9,437	9,947	8,803	8,684	9,126	9,132	9,704	9,146	8,766	9,344	9,857
819	764	829	834	752	915	888	893	914	879	860	834
10,012	9,395	11,744	12,322	11,195	11,266	10,964	10,371	10,296	10,202	9,977	9,794
15,328	14,309	14,816	14,454	12,833	12,631	12,285	13,172	13,871	14,185	14,728	15,432
4,425	4,263	4,501	4,187	3,792	3,842	3,908	3,955	3,836	3,830	4,285	4,462
5,005	4,695	4,858	4,648	3,860	3,479	3,348	4,154	4,994	5,054	5,040	5,075
5,899	5,351	5,457	5,619	5,182	5,310	5,028	5,063	5,041	5,301	5,404	5,896
42,314	43,785	49,245	46,114	43,761	49,702	46,422	51,511	54,497	52,549	51,466	50,160
34,327	36,431	41,448	37,516	35,887	40,908	38,080	42,451	45,424	43,597	42,630	41,058
4,383	4,018	4,426	4,552	4,206	4,704	4,696	5,109	5,190	5,059	4,832	4,875
3,605	3,336	3,372	4,046	3,668	4,091	3,647	3,951	3,883	3,893	4,003	4,227
9,788	9,091	10,250	10,363	9,353	9,387	9,433	9,743	10,481	10,703	12,592	11,945
6,931	6,520	7,334	7,258	6,715	6,737	6,904	7,101	7,532	7,646	9,421	8,926
1,299	1,167	1,366	1,425	1,122	1,195	1,174	1,189	1,288	1,519	1,513	1,432
1,047	960	986	1,154	1,158	1,095	988	1,049	1,137	998	1,064	1,033
511	443	563	526	358	360	367	404	524	541	594	554
138,986	131,703	144,610	147,942	142,043	153,503	148,431	157,436	161,694	158,864	159,194	156,328

Subsektor Sub-sector	2020	2021	2022	2021				2022				
				Q1	Q2	Q3	Q4	Q1	Q2	Q3	Q4	
1. Makanan, minuman dan tembakau Food, beverages and tobacco	7.5	12.7	12.8	10.4	14.1	8.8	17.0	16.3	16.5	13.0	6.5	
10 Pembuatan produk makanan <i>Manufacture of food products</i>	9.9	12.9	12.5	11.4	12.3	10.6	17.1	17.0	15.9	11.5	6.8	
11 Pembuatan minuman <i>Manufacture of beverages</i>	-24.5	12.0	19.6	-1.9	66.6	-6.5	16.5	6.3	30.5	42.2	7.6	
12 Pembuatan produk tembakau <i>Manufacture of tobacco products</i>	-21.7	-3.9	16.0	2.9	222.9	-71.5	11.1	4.7	32.1	155.9	-16.4	
2. Tekstil, pakaian, kulit dan kasut Textiles, wearing apparel, leather and footwear	-11.8	10.8	7.7	2.0	44.1	0.6	7.1	8.0	9.2	12.9	1.7	
13 Pembuatan tekstil <i>Manufacture of textiles</i>	-11.9	21.0	8.6	4.1	69.8	12.9	14.3	14.1	8.3	11.9	1.2	
14 Pembuatan pakaian <i>Manufacture of wearing apparel</i>	-10.0	3.0	3.5	-0.4	23.8	-5.3	-0.1	2.7	7.5	6.1	-1.2	
15 Pembuatan produk kulit dan barangan berkaitan <i>Manufacture of leather and related products</i>	-18.0	0.6	20.5	2.8	25.6	-25.7	6.6	3.6	22.6	54.5	14.8	
3. Produk kayu, perabot, keluaran kertas dan percetakan Wood products, furniture, paper products and printing	-11.9	5.3	11.1	2.1	42.8	-15.3	7.5	10.1	16.9	19.0	1.7	
16 Pembuatan kayu dan produk kayu dan gabus, kecuali perabot; pembuatan bagi artikel jerami dan bahan-bahan anyaman <i>Manufacture of wood and products of wood and cork, except furniture; manufacture of articles of straw and plaiting materials</i>	-24.0	3.4	12.4	-7.0	81.0	-21.6	10.7	13.4	22.3	22.6	-0.6	
17 Pembuatan kertas dan produk kertas <i>Manufacture of paper and paper products</i>	-2.1	15.8	9.6	10.7	29.4	10.0	14.9	10.2	10.3	11.9	6.1	
18 Percetakan dan penerbitan semula media rakaman <i>Printing and reproduction of recorded media</i>	-8.3	4.9	13.3	3.8	42.7	-15.0	3.5	7.8	22.0	18.8	7.5	
31 Pembuatan perabot <i>Manufacture of furniture</i>	-7.3	-5.7	9.8	5.1	33.7	-39.0	-2.9	6.7	18.9	29.4	-5.2	
4. Petroleum, kimia, getah dan plastik Petroleum, chemical, rubber and plastic	-2.5	27.5	15.5	8.1	46.3	34.2	25.2	9.7	11.1	24.4	16.2	
19 Pembuatan kok dan produk petroleum bertapis <i>Manufacture of coke and refined petroleum products</i>	-14.0	36.6	42.3	-17.6	59.8	66.8	58.9	36.3	36.3	57.2	37.4	
20 Pembuatan kimia dan produk kimia <i>Manufacture of chemicals and chemical products</i>	-12.1	12.9	9.0	3.9	17.2	15.9	16.4	10.0	14.9	9.4	2.9	
21 Pembuatan produk farmaseutikal asas, kimia perubatan dan botani <i>Manufacture of basic pharmaceutical products and pharmaceutical preparations</i>	16.2	17.1	10.8	19.8	12.7	13.9	22.7	13.9	10.7	12.1	7.1	
22 Pembuatan produk getah dan plastik <i>Manufacture of rubber and plastics products</i>	26.8	29.6	-12.1	56.0	56.5	17.6	-1.3	-15.0	-17.4	-9.1	-5.0	
5. Produk mineral bukan logam, logam asas dan produk logam yang direka Non-metallic mineral products, basic metal and fabricated metal products	-15.3	7.1	12.5	0.6	47.8	-11.9	7.7	8.4	18.5	23.1	3.9	
23 Pembuatan produk galian bukan logam lain <i>Manufacture of other non-metallic mineral products</i>	-18.5	6.4	15.2	1.8	66.8	-17.0	2.0	6.9	20.6	33.5	6.0	
24 Pembuatan logam asas <i>Manufacture of basic metals</i>	-12.0	8.0	9.4	0.5	51.7	-10.2	10.2	10.3	16.4	11.2	2.2	
25 Pembuatan produk logam, kecuali mesin dan kelengkapan <i>Manufacture of fabricated metal products, except machinery and equipment</i>	-15.5	6.8	13.2	-0.2	34.2	-9.4	9.8	8.0	18.6	26.6	3.8	
6. Produk elektrik dan elektronik Electrical and electronic products	-0.5	14.5	20.3	11.1	30.0	2.9	17.7	17.6	24.2	25.5	14.8	
26 Pembuatan komputer, produk elektronik dan optikal <i>Manufacture of computer, electronics and optical products</i>	-0.2	14.2	22.4	12.4	28.3	2.5	17.4	18.2	27.9	28.0	16.6	
27 Pembuatan kelengkapan elektrik <i>Manufacture of electrical equipment</i>	-2.7	15.1	15.6	5.7	38.9	2.7	18.9	20.2	15.1	21.1	7.4	
28 Pembuatan jentera dan peralatan t.t.t.l. <i>Manufacture of machinery and equipment n.e.c.</i>	-0.3	16.2	6.9	5.7	35.1	6.8	19.1	9.3	4.6	7.7	6.3	
7. Kelengkapan pengangkutan dan pembuatan lain Transport equipment and other manufactures	1.4	5.9	14.3	15.2	47.3	-24.4	5.6	5.5	18.2	31.1	7.3	
29 Pembuatan kenderaan bermotor, treler dan semi treler <i>Manufacture of motor vehicles, trailers and semi-trailers</i>	6.7	6.0	15.0	22.7	47.3	-26.8	5.2	6.3	20.0	32.1	7.1	
30 Pembuatan kelengkapan pengangkutan lain <i>Manufacture of other transport equipment</i>	-12.5	8.9	11.3	-0.8	50.4	-7.0	8.3	2.6	13.6	21.2	9.9	
32 Pembuatan lain <i>Other manufacturing</i>	-5.9	3.8	16.3	1.3	51.0	-25.8	3.9	3.8	15.8	48.3	5.6	
33 Pembaikan dan pemasangan jentera dan kelengkapan <i>Repair and installation of machinery and equipment</i>	-11.3	0.0	7.9	0.6	29.8	-24.8	8.3	6.1	10.1	10.2	6.2	
Pembuatan Manufacturing	Jumlah Total	-2.1	15.5	15.8	8.5	33.9	6.4	16.5	12.8	17.4	22.5	11.1

(%)

2021		2022		2021												2022											
(Jan. Dis.)	(Jan. Dis.)	Jan.	Feb.	Mac	Apr.	Mei	Jun	Jul.	Ogo.	Sep.	Okt.	Nov.	Dis.	Jan.	Feb.	Mac	Apr.	Mei	Jun	Jul.	Ogo.	Sep.	Okt.	Nov.	Dis.		
12.7	12.8	7.7	9.0	14.9	20.4	13.8	9.0	7.1	7.0	12.0	11.8	20.7	19.0	20.6	13.8	14.4	14.9	20.3	14.3	14.4	18.4	7.1	4.6	4.7	10.3		
12.9	12.5	8.9	9.9	15.4	16.1	11.2	10.0	9.3	8.8	13.3	11.2	21.0	19.7	21.7	14.2	15.1	14.9	20.8	12.3	12.1	16.8	6.4	4.9	4.6	11.0		
12.0	19.6	-9.4	-4.1	8.9	177.0	88.0	-16.2	-19.1	-7.4	4.8	24.3	17.2	8.5	6.4	6.6	5.8	14.8	13.9	89.4	80.6	40.9	18.9	6.8	10.4	5.7		
-3.9	16.0	1.7	1.2	5.4	4,736.7	641.2	-50.5	-75.2	-81.2	-59.9	17.4	7.6	8.3	2.3	9.6	2.6	15.6	0.5	200.5	179.5	353.6	63.9	-23.6	-2.1	-21.2		
10.8	7.7	-0.4	-1.0	7.9	143.0	38.3	3.6	-0.5	1.9	0.5	3.7	10.9	6.9	8.4	7.7	8.0	8.3	7.7	11.8	15.4	13.8	9.7	0.8	2.7	1.5		
21.0	8.6	0.1	-1.8	15.0	187.6	52.7	32.4	18.4	9.7	11.0	7.9	18.2	16.9	17.9	14.8	9.7	9.2	7.7	8.0	13.6	13.4	8.9	3.0	0.2	0.4		
3.0	3.5	-1.2	-0.6	0.9	88.6	23.4	-10.9	-7.3	-1.1	-7.5	-1.8	3.8	-2.1	0.1	1.1	7.3	7.7	7.3	7.5	7.6	6.0	4.7	-5.8	1.3	0.8		
0.6	20.5	1.3	0.8	6.6	303.9	39.2	-45.6	-46.1	-20.6	-9.4	8.4	8.5	3.1	2.4	5.1	3.4	6.4	9.6	69.9	82.8	56.7	35.3	16.9	18.6	9.0		
5.3	11.1	-0.6	-1.8	8.8	215.0	68.1	-26.0	-31.1	-10.6	-4.6	2.0	10.5	10.0	13.1	8.1	9.0	13.1	11.9	28.1	33.9	15.4	12.0	4.6	0.4	0.3		
3.4	12.4	-10.9	-11.0	1.3	1,192.4	434.9	-47.0	-48.3	-9.1	-8.4	6.2	13.0	12.5	16.8	9.6	13.6	13.4	18.5	43.5	44.9	18.6	14.6	5.8	-2.0	-4.9		
15.8	9.6	8.4	4.9	18.6	62.2	28.2	7.2	4.9	11.9	13.2	13.6	15.9	15.2	16.0	9.1	6.2	11.5	8.3	11.0	13.8	11.9	10.1	6.9	2.8	8.8		
4.9	13.3	1.7	2.5	7.6	169.9	49.2	-20.1	-21.7	-13.3	-10.2	-9.7	9.8	10.4	7.7	6.8	8.9	9.2	12.7	54.5	33.8	12.7	12.2	8.9	9.4	4.5		
-5.7	9.8	4.3	2.0	8.9	956.3	54.5	-45.0	-60.8	-38.6	-17.8	-9.8	1.0	0.2	8.0	5.8	6.2	18.8	10.8	30.2	82.8	20.2	11.0	-3.3	-6.0	-6.2		
27.4	15.5	2.7	6.2	15.3	49.1	48.7	41.6	42.3	31.4	29.2	27.0	29.0	19.9	15.7	7.4	6.3	6.7	7.7	18.8	19.1	27.2	27.2	23.8	15.0	10.3		
36.4	42.3	-21.2	-16.8	-14.1	46.8	70.9	63.3	75.7	60.8	64.2	64.8	69.1	44.5	46.2	26.0	35.5	23.2	26.5	59.2	51.8	59.6	60.6	56.0	32.1	25.4		
12.9	9.0	1.0	4.0	6.8	23.9	14.2	14.3	13.2	19.0	15.5	18.3	15.4	15.5	10.8	10.1	9.1	18.7	17.3	9.4	9.9	10.1	8.1	2.4	5.3	1.1		
17.1	10.8	16.7	20.5	21.9	16.2	7.8	13.9	10.4	12.3	19.0	21.7	22.1	24.4	24.0	9.1	9.6	15.4	8.3	8.5	15.9	11.7	8.9	7.4	6.7	7.2		
29.6	-12.1	50.8	47.8	67.7	71.7	55.1	44.1	34.2	12.1	7.0	-0.3	-0.2	-3.2	-12.6	-13.0	-18.3	-16.1	-18.1	-18.0	-16.0	-5.3	-4.5	-4.8	-5.0	-5.1		
7.1	12.5	-0.8	-2.1	5.1	192.9	57.1	-18.8	-27.4	-10.7	1.5	6.3	9.5	7.2	8.0	8.2	9.1	9.3	10.2	43.2	44.2	22.3	9.5	4.5	3.1	3.9		
6.4	15.2	-0.2	-1.5	7.4	294.8	75.2	-10.4	-23.7	-16.3	-11.1	-2.3	4.9	3.1	4.8	7.4	8.5	12.9	11.0	43.5	46.8	34.3	21.5	7.6	5.2	5.4		
8.0	9.4	-0.2	-2.7	4.8	251.0	99.6	-31.2	-36.5	-5.2	8.1	8.5	11.0	11.2	9.7	9.5	11.8	10.3	13.0	30.6	34.6	7.3	2.4	2.7	2.2	1.7		
6.8	13.2	-1.8	-2.1	3.6	123.2	28.3	-13.0	-22.1	-11.3	4.9	10.9	11.8	7.2	9.0	7.6	7.3	6.1	7.7	52.5	49.2	28.2	8.8	4.1	2.4	4.8		
14.4	20.3	6.4	10.3	17.0	80.2	31.0	2.2	-8.7	6.9	10.8	16.8	17.8	18.4	10.6	16.2	25.9	22.4	24.9	25.4	26.1	25.8	24.7	16.6	19.0	9.1		
14.1	22.4	7.0	12.0	18.5	75.7	29.1	1.7	-8.2	6.1	9.9	17.1	17.4	17.7	9.2	16.7	28.3	25.6	28.9	29.3	26.9	29.1	27.8	18.9	22.1	9.3		
15.1	15.6	3.8	1.9	11.7	100.3	40.5	6.4	-8.6	5.7	11.7	13.3	19.1	25.0	17.2	19.5	24.1	15.7	14.7	15.0	25.2	19.6	19.0	10.3	7.1	4.9		
16.2	6.9	3.7	4.3	9.3	98.8	37.5	1.4	-13.2	16.7	18.9	19.0	20.7	17.6	16.6	7.3	4.4	4.5	4.4	4.8	18.9	4.1	2.3	2.0	5.0	11.9		
6.3	14.3	5.5	8.2	34.2	332.4	59.5	-30.6	-34.0	-28.6	-9.8	7.4	8.2	1.4	7.3	5.2	4.2	5.1	11.3	47.5	39.4	34.7	21.6	0.5	10.2	10.9		
6.7	15.0	9.7	13.7	49.4	385.6	65.8	-34.7	-35.8	-31.5	-11.6	8.9	8.1	-0.9	8.4	5.7	4.9	5.3	11.6	54.7	38.7	37.0	22.7	-3.2	11.4	12.9		
8.9	11.3	-5.1	-4.9	7.6	259.8	29.7	-8.4	-17.7	-3.8	0.2	6.3	9.4	9.0	2.7	3.4	2.0	6.6	12.8	24.0	35.6	15.3	15.6	16.6	7.0	6.5		
3.8	16.3	-1.8	-2.8	9.1	239.2	61.6	-23.5	-36.3	-32.8	-8.8	0.4	5.9	5.5	4.9	5.6	0.8	0.5	8.5	50.7	66.5	60.0	27.6	6.0	7.4	3.4		
0.0	7.9	-1.4	-0.9	3.8	219.4	52.7	-36.5	-36.6	-29.3	-8.5	1.8	9.8	13.7	9.6	2.4	6.1	9.4	9.0	12.3	10.5	10.3	9.8	6.8	5.1	6.7		
15.5	15.8	4.1	6.4	15.3	72.5	37.2	6.5	0.6	6.8	11.6	15.3	18.8	15.5	13.1	11.2	13.9	13.2	15.7	23.4	23.8	24.4	19.5	12.9	11.8	8.6		

Jadual **1.1c** : Nilai Jualan Sektor Pembuatan Mengikut Subsektor: Perubahan Peratusan Bulanan/Suku Tahunan
 Table **1.1c** : Sales Value of Manufacturing Sector by Sub-sector: Monthly/Quarterly Percentage Change

Subsektor Sub-sector	2021				2022				Jan.	Feb.	Mac	
	Q1	Q2	Q3	Q4	Q1	Q2	Q3	Q4				
1. Makanan, minuman dan tembakau	-11.2	24.4	-0.8	6.7	-11.7	24.6	-3.7	0.6	-7.1	-0.7	0.8	
Food, beverages and tobacco												
10 Pembuatan produk makanan <i>Manufacture of food products</i>	-12.4	28.1	-0.3	4.7	-12.5	26.8	-4.0	0.3	-7.7	-0.6	0.2	
11 Pembuatan minuman <i>Manufacture of beverages</i>	16.2	-22.7	-2.1	32.6	5.9	-5.1	6.7	0.3	8.8	0.1	7.0	
12 Pembuatan produk tembakau <i>Manufacture of tobacco products</i>	-2.4	-38.9	-55.2	316.2	-8.1	-22.9	-13.2	36.0	-9.9	-5.8	16.9	
2. Tekstil, pakaian, kulit dan kasut	-0.4	-7.8	-2.9	20.2	0.4	-6.8	0.3	8.3	-2.5	-3.1	2.1	
Textiles, wearing apparel, leather and footwear												
13 Pembuatan tekstil <i>Manufacture of textiles</i>	1.8	3.3	-5.1	14.6	1.6	-2.0	-1.9	3.6	-0.9	-2.7	7.8	
14 Pembuatan pakaian <i>Manufacture of wearing apparel</i>	-4.2	-14.0	1.9	18.9	-1.5	-10.0	0.6	10.7	-5.3	-2.9	-4.3	
15 Pembuatan produk kulit dan barangan berkaitan <i>Manufacture of leather and related products</i>	5.6	-29.4	-12.0	62.5	2.6	-16.5	10.9	20.7	2.2	-5.5	3.7	
3. Produk kayu, perabot, keluaran kertas dan percetakan	1.9	-21.8	1.9	32.4	4.4	-17.0	3.7	13.2	1.3	-4.2	9.3	
Wood products, furniture, paper products and printing												
16 Pembuatan kayu dan produk kayu dan gabus, kecuali perabot; pembuatan bagi artikel jerami dan bahan-bahan anyaman <i>Manufacture of wood and products of wood and cork, except furniture; manufacture of articles of straw and plaiting materials</i>	4.7	-39.5	13.1	54.5	7.3	-34.8	13.3	25.2	0.3	-5.0	10.8	
17 Pembuatan kertas dan produk kertas <i>Manufacture of paper and paper products</i>	5.2	3.3	1.4	4.2	0.9	3.4	2.9	-1.1	2.9	0.9	15.4	
18 Percetakan dan penerbitan semula media rakaman <i>Printing and reproduction of recorded media</i>	-0.3	-18.5	0.9	26.2	3.8	-7.7	-1.8	14.2	2.4	-3.9	-2.5	
31 Pembuatan perabot <i>Manufacture of furniture</i>	-4.3	-31.3	-11.0	65.9	5.1	-23.5	-3.1	21.5	0.04	-9.3	7.8	
4. Petroleum, kimia, getah dan plastik	11.4	13.3	-0.8	-0.01	-2.3	14.7	11.1	-6.6	4.8	-6.0	15.5	
Petroleum, chemical, rubber and plastic												
19 Pembuatan kok dan produk petroleum bertapis <i>Manufacture of coke and refined petroleum products</i>	7.1	32.0	8.7	3.4	-8.2	32.0	25.4	-9.6	3.7	-10.4	5.3	
20 Pembuatan kimia dan produk kimia <i>Manufacture of chemicals and chemical products</i>	12.9	-12.2	10.5	6.3	6.7	-8.3	5.1	-0.1	3.1	-1.5	6.4	
21 Pembuatan produk farmaseutikal asas, kimia perubatan dan botani <i>Manufacture of basic pharmaceutical products and pharmaceutical preparations</i>	8.1	6.8	6.4	-0.1	0.4	3.7	7.7	-4.5	5.6	6.1	8.0	
22 Pembuatan produk getah dan plastik <i>Manufacture of rubber and plastics products</i>	14.7	14.9	-17.4	-9.3	-1.2	11.7	-9.1	-5.2	7.4	-5.6	33.1	
5. Produk mineral bukan logam, logam asas dan produk logam yang direka	3.4	-17.9	-5.1	33.6	4.1	-10.2	-1.5	12.8	2.5	-6.8	2.6	
Non-metallic mineral products, basic metal and fabricated metal products												
23 Pembuatan produk galian bukan logam lain <i>Manufacture of other non-metallic mineral products</i>	6.1	-20.5	-10.6	35.4	11.1	-10.4	-1.0	7.5	2.7	-6.0	4.5	
24 Pembuatan logam asas <i>Manufacture of basic metals</i>	-2.0	-22.0	9.1	32.1	-1.9	-17.7	4.3	21.4	1.7	-6.0	1.4	
25 Pembuatan produk logam, kecuali mesin dan kelengkapan <i>Manufacture of fabricated metal products, except machinery and equipment</i>	6.3	-12.2	-12.0	33.8	4.5	-3.6	-6.1	9.7	3.1	-8.1	2.2	
6. Produk elektrik dan elektronik	0.8	-2.4	8.1	10.6	0.8	3.1	9.2	1.1	-1.5	-1.5	3.8	
Electrical and electronic products												
26 Pembuatan komputer, produk elektronik dan optikal <i>Manufacture of computer, electronics and optical products</i>	2.1	-5.9	10.1	10.9	2.8	1.9	10.2	1.1	-1.5	-0.7	3.5	
27 Pembuatan kelengkapan elektrik <i>Manufacture of electrical equipment</i>	-7.7	9.6	5.9	11.0	-6.7	4.9	11.4	-1.5	0.5	-10.0	6.0	
28 Pembuatan jentera dan peralatan t.t.t.l. <i>Manufacture of machinery and equipment n.e.c.</i>	-1.6	19.7	-5.6	7.1	-9.6	14.5	-2.7	5.6	-3.7	0.5	3.9	
7. Kelengkapan pengangkutan dan pembuatan lain	-11.3	-10.8	-8.1	45.2	-11.3	-0.1	1.9	18.8	-14.1	-5.3	13.9	
Transport equipment and other manufactures												
29 Pembuatan kenderaan bermotor, treler dan semi treler <i>Manufacture of motor vehicles, trailers and semi-trailers</i>	-15.2	-11.7	-5.6	48.9	-14.4	-0.4	4.0	20.7	-19.9	-3.5	13.3	
30 Pembuatan kelengkapan pengangkutan lain <i>Manufacture of other transport equipment</i>	-0.5	-11.8	-8.6	34.9	-5.6	-2.4	-2.5	22.3	2.7	-10.8	18.6	
32 Pembuatan lain <i>Other manufacturing</i>	2.3	2.0	-27.3	37.0	2.1	13.8	-6.8	-2.5	5.3	-8.8	7.6	
33 Pembaikan dan pemasangan jentera dan kelengkapan <i>Repair and installation of machinery and equipment</i>	-2.7	-21.0	4.1	35.3	-4.6	-18.0	4.1	30.4	2.0	-7.1	22.6	
Pembuatan	Jumlah	0.5	2.6	1.1	11.8	-2.7	6.8	5.4	1.5	-1.4	-3.6	7.2
<i>Manufacturing</i>	<i>Total</i>											

(%)

2021												2022									
Apr.	Mei	Jun	Jul.	Ogo.	Sep.	Okt.	Nov.	Dis.	Jan.	Feb.	Mac	Apr.	Mei	Jun	Jul.	Ogo.	Sep.	Okt.	Nov.	Dis.	
22.8	-2.3	7.6	-9.6	1.4	13.2	0.4	-2.3	-2.7	-5.8	-6.3	1.4	23.4	2.3	2.2	-9.6	4.9	2.5	-1.9	-2.2	2.5	
25.2	-1.4	10.1	-10.2	0.6	12.8	-1.2	-1.9	-3.1	-6.2	-6.7	1.0	25.0	3.6	2.4	-10.3	4.8	2.8	-2.5	-2.2	2.8	
-4.3	-18.2	-39.2	15.7	36.8	14.9	17.5	-8.7	0.2	6.7	0.3	6.1	3.9	-18.9	1.1	10.3	6.8	-3.1	5.6	-5.6	-4.1	
-19.2	-16.5	-69.5	6.8	-30.5	151.9	191.0	-16.1	16.4	-14.9	1.0	9.4	-9.0	-27.4	-8.8	-0.7	12.7	-9.0	35.7	7.5	-6.3	
-4.7	-4.4	-1.9	-2.5	2.1	3.0	12.8	4.1	3.0	-1.1	-3.7	2.3	-4.5	-4.9	1.8	0.6	0.7	-0.7	3.7	6.0	1.9	
-2.0	-2.4	8.4	-8.1	-2.3	0.9	8.8	6.7	3.2	-0.1	-5.2	3.0	-2.5	-3.6	8.7	-3.4	-2.5	-3.1	2.9	3.8	3.5	
-4.6	-6.1	-6.6	6.2	3.1	1.8	14.5	0.6	3.5	-3.1	-2.0	1.5	-4.3	-6.5	-6.4	6.3	1.6	0.6	2.9	8.2	2.9	
-16.3	-7.9	-35.3	-5.8	32.6	22.2	26.3	6.2	0.7	1.5	-3.0	2.0	-13.9	-5.1	0.3	1.3	13.7	5.6	9.2	7.7	-7.4	
-13.1	-14.4	-15.1	-3.4	30.5	10.4	8.5	8.7	0.0	4.1	-8.4	10.2	-9.9	-15.2	-2.8	1.0	12.5	7.1	1.4	4.3	-0.1	
-21.9	-32.9	-19.7	-0.4	72.4	12.0	14.4	10.4	4.2	4.2	-11.0	14.9	-22.1	-29.8	-2.7	0.5	41.1	8.2	5.6	2.2	1.2	
-2.1	-6.4	0.2	-1.7	7.1	1.7	2.3	0.01	-4.6	3.6	-5.1	12.4	2.8	-9.1	2.7	0.8	5.4	0.1	-0.7	-3.8	1.0	
-0.2	-12.0	-26.4	16.6	16.7	3.8	1.2	23.1	1.2	-0.1	-4.7	-0.6	0.1	-9.2	0.8	1.0	-1.7	3.4	-1.8	23.6	-3.3	
-24.3	-2.4	-28.1	-27.4	57.5	33.7	15.4	10.2	-0.8	7.9	-11.2	8.1	-15.3	-9.0	-15.5	1.9	3.6	23.5	0.6	7.1	-1.0	
5.7	-1.8	2.5	2.5	-5.0	-2.8	0.4	5.7	-1.3	1.1	-12.7	14.2	6.1	-0.9	13.1	2.8	1.4	-2.8	-2.3	-1.9	-5.3	
30.9	2.6	-1.6	11.9	-2.3	-3.3	0.8	12.4	-6.5	4.9	-22.8	13.2	19.0	5.3	23.9	6.7	2.7	-2.7	-2.1	-4.8	-11.3	
-18.6	-0.1	12.7	-0.4	6.1	-4.0	1.2	3.7	9.8	-1.1	-2.1	5.4	-11.5	-1.4	5.1	0.1	6.3	-5.8	-4.2	6.6	5.5	
-4.5	-3.8	21.3	-9.2	4.4	5.0	-2.5	-1.4	-3.5	5.3	-6.7	8.5	0.6	-9.8	21.6	-3.0	0.6	2.4	-3.9	-2.1	-3.1	
2.1	-6.9	0.5	-5.0	-16.2	-1.5	-0.6	-2.0	-1.7	-3.0	-6.2	25.0	4.9	-9.1	0.6	-2.7	-5.4	-0.7	-0.9	-2.2	-1.8	
-2.6	-11.9	-24.2	-3.4	26.4	17.7	7.1	5.2	4.0	3.2	-6.6	3.5	-2.4	-11.2	-1.6	-2.7	7.2	5.3	2.3	3.8	4.8	
-10.6	-7.9	-21.6	-0.6	10.6	7.2	12.7	14.4	4.0	4.5	-3.6	5.6	-7.0	-9.4	1.3	1.7	1.2	-3.0	-0.2	11.9	4.1	
-3.0	-19.0	-22.0	-6.6	55.6	26.0	0.9	0.2	1.2	0.3	-6.2	3.5	-4.3	-17.0	-9.9	-3.8	24.1	20.2	1.2	-0.3	0.7	
4.2	-9.2	-27.6	-3.2	17.2	17.3	9.8	3.6	6.7	4.8	-9.3	2.0	3.0	-7.8	2.5	-5.3	0.7	-0.4	5.1	1.9	9.1	
-3.6	-7.0	13.2	-7.1	11.2	6.7	3.2	-4.0	6.3	-8.0	3.5	12.5	-6.4	-5.1	13.6	-6.6	11.0	5.8	-3.6	-2.1	-2.5	
-7.5	-6.8	13.6	-5.2	9.6	8.1	3.2	-4.8	7.5	-8.6	6.1	13.8	-9.5	-4.3	14.0	-6.9	11.5	7.0	-4.0	-2.2	-3.7	
10.3	-6.8	11.5	-8.3	13.9	2.1	5.2	-1.6	3.0	-5.7	-8.3	10.1	2.8	-7.6	11.8	-0.2	8.8	1.6	-2.5	-4.5	0.9	
19.9	-9.3	11.2	-21.5	23.8	0.02	0.6	-0.1	-1.0	-4.6	-7.5	1.1	20.0	-9.4	11.5	-10.9	8.3	-1.7	0.2	2.8	5.6	
0.2	-14.8	-24.3	6.3	6.9	19.2	23.5	7.3	-5.8	-9.1	-7.1	12.7	1.1	-9.7	0.4	0.5	3.3	7.6	2.1	17.7	-5.1	
-1.4	-12.7	-27.6	14.3	4.1	18.5	28.7	7.1	-6.5	-12.4	-5.9	12.5	-1.0	-7.5	0.3	2.5	2.9	6.1	1.5	23.2	-5.3	
-0.2	-25.6	-3.1	-10.1	19.1	8.0	17.0	8.6	-5.0	-3.3	-10.2	17.0	4.3	-21.2	6.5	-1.8	1.2	8.3	18.0	-0.4	-5.4	
17.4	-7.1	-31.9	-18.3	10.5	35.9	5.6	5.3	0.8	4.8	-8.3	2.7	17.0	0.3	-5.4	-9.8	6.2	8.4	-12.3	6.6	-2.9	
-9.5	-31.7	-2.3	3.6	10.3	30.3	6.1	11.7	-8.1	-1.7	-13.3	27.1	-6.6	-32.0	0.6	1.9	10.1	29.7	3.2	9.9	-6.7	
2.9	-6.1	1.3	-3.6	5.5	6.9	3.9	1.2	1.1	-3.4	-5.2	9.8	2.3	-4.0	8.1	-3.3	6.1	2.7	-1.8	0.2	-1.8	

Jadual **1.2a** : Bilangan Pekerja Bergaji Sektor Pembuatan Mengikut Subsektor
 Table **1.2a** : Number of Paid Employees of Manufacturing Sector by Sub-sector

Subsektor Sub-sector	2020	2021	2022	2021				
				Q1	Q2	Q3	Q4	
1. Makanan, minuman dan tembakau <i>Food, beverages and tobacco</i>	290,799	297,901	312,503	298,808	298,494	299,079	297,901	
10 Pembuatan produk makanan <i>Manufacture of food products</i>	273,958	280,751	294,898	281,281	281,706	281,854	280,751	
11 Pembuatan minuman <i>Manufacture of beverages</i>	15,681	15,951	16,373	16,115	15,637	16,029	15,951	
12 Pembuatan produk tembakau <i>Manufacture of tobacco products</i>	1,160	1,199	1,232	1,412	1,151	1,196	1,199	
2. Tekstil, pakaian, kulit dan kasut <i>Textiles, wearing apparel, leather and footwear</i>	80,451	82,500	84,022	81,540	78,971	78,901	82,500	
13 Pembuatan tekstil <i>Manufacture of textiles</i>	26,699	27,738	27,871	27,384	27,027	27,293	27,738	
14 Pembuatan pakaian <i>Manufacture of wearing apparel</i>	41,919	42,474	43,591	42,142	40,318	39,623	42,474	
15 Pembuatan produk kulit dan barangan berkaitan <i>Manufacture of leather and related products</i>	11,833	12,288	12,559	12,015	11,626	11,985	12,288	
3. Produk kayu, perabot, keluaran kertas dan percetakan <i>Wood products, furniture, paper products and printing</i>	284,313	293,945	300,117	286,710	278,262	287,981	293,945	
16 Pembuatan kayu dan produk kayu dan gabus, kecuali perabot; pembuatan bagi artikel jerami dan bahan-bahan anyaman <i>Manufacture of wood and products of wood and cork, except furniture; manufacture of articles of straw and plaiting materials</i>	91,127	93,465	94,044	90,158	88,825	93,126	93,465	
17 Pembuatan kertas dan produk kertas <i>Manufacture of paper and paper products</i>	54,294	56,213	58,658	55,320	54,235	54,814	56,213	
18 Percetakan dan penerbitan semula media rakaman <i>Printing and reproduction of recorded media</i>	65,015	67,428	70,120	65,618	63,077	62,499	67,428	
31 Pembuatan perabot <i>Manufacture of furniture</i>	73,877	76,839	77,294	75,614	72,124	77,542	76,839	
4. Petroleum, kimia, getah dan plastik <i>Petroleum, chemical, rubber and plastic</i>	417,319	420,316	431,348	423,964	427,330	422,651	420,316	
19 Pembuatan kok dan produk petroleum bertapis <i>Manufacture of coke and refined petroleum products</i>	16,623	17,093	17,817	17,207	16,812	17,148	17,093	
20 Pembuatan kimia dan produk kimia <i>Manufacture of chemicals and chemical products</i>	101,429	101,692	104,895	104,975	101,641	101,298	101,692	
21 Pembuatan produk farmaseutikal asas, kimia perubatan dan botani <i>Manufacture of basic pharmaceutical products and pharmaceutical preparations</i>	23,344	25,092	27,325	23,420	26,265	26,547	25,092	
22 Pembuatan produk getah dan plastik <i>Manufacture of rubber and plastics products</i>	275,924	276,438	281,311	278,363	282,612	277,659	276,438	
5. Produk mineral bukan logam, logam asas dan produk logam yang <i>Non-metallic mineral products, basic metal and fabricated metal</i>	368,721	373,358	378,084	373,885	362,525	365,349	373,358	
23 Pembuatan produk galian bukan logam lain <i>Manufacture of other non-metallic mineral products</i>	103,386	105,600	107,304	104,197	102,770	103,829	105,600	
24 Pembuatan logam asas <i>Manufacture of basic metals</i>	110,682	111,076	111,538	111,732	107,896	106,907	111,076	
25 Pembuatan produk logam, kecuali mesin dan kelengkapan <i>Manufacture of fabricated metal products, except machinery and equipment</i>	154,653	156,682	159,242	157,956	151,859	154,614	156,682	
6. Produk elektrik dan elektronik <i>Electrical and electronic products</i>	556,233	585,527	615,997	562,623	568,471	573,632	585,527	
26 Pembuatan komputer, produk elektronik dan optikal <i>Manufacture of computer, electronics and optical products</i>	365,538	390,477	416,128	370,468	376,557	381,683	390,477	
27 Pembuatan kelengkapan elektrik <i>Manufacture of electrical equipment</i>	98,712	102,080	103,580	99,658	98,270	100,361	102,080	
28 Pembuatan jentera dan peralatan t.t.t.l. <i>Manufacture of machinery and equipment n.e.c.</i>	91,983	92,969	96,289	92,497	93,644	91,587	92,969	
7. Kelengkapan pengangkutan dan pembuatan lain <i>Transport equipment and other manufactures</i>	201,360	206,071	213,364	206,014	201,366	203,813	206,071	
29 Pembuatan kenderaan bermotor, treler dan semi treler <i>Manufacture of motor vehicles, trailers and semi-trailers</i>	82,994	83,798	86,835	83,226	82,711	83,032	83,798	
30 Pembuatan kelengkapan pengangkutan lain <i>Manufacture of other transport equipment</i>	41,252	41,596	43,427	43,092	40,706	41,603	41,596	
32 Pembuatan lain <i>Other manufacturing</i>	37,138	39,222	40,788	38,583	37,931	38,175	39,222	
33 Pembaikan dan pemasangan jentera dan kelengkapan <i>Repair and installation of machinery and equipment</i>	39,976	41,456	42,314	41,113	40,018	41,003	41,456	
Pembuatan <i>Manufacturing</i>	Jumlah <i>Total</i>	2,199,195	2,259,619	2,335,435	2,233,545	2,215,420	2,231,406	2,259,619

2022				2021		2022		2021						
Q1	Q2	Q3	Q4	(Jan. - Dis.)	(Jan. - Dis.)	Jan.	Feb.	Mac	Apr.	Mei.	Jun	Jul.	Ogo.	Sep.
302,632	303,341	307,220	312,503	297,901	312,503	298,703	299,069	298,808	298,788	297,815	298,494	299,752	296,629	299,079
284,914	285,923	289,878	294,898	280,751	294,898	281,478	281,573	281,281	281,674	280,814	281,706	283,017	279,573	281,854
16,304	16,247	16,144	16,373	15,951	16,373	15,982	16,067	16,115	15,961	15,845	15,637	15,622	15,995	16,029
1,413	1,170	1,198	1,232	1,199	1,232	1,243	1,429	1,412	1,153	1,157	1,151	1,113	1,061	1,196
83,137	82,639	82,292	84,022	82,500	84,022	81,176	81,641	81,540	81,396	82,235	78,971	78,312	78,955	78,901
27,585	27,660	27,897	27,871	27,738	27,871	27,248	27,266	27,384	27,394	27,701	27,027	26,862	27,102	27,293
43,154	42,708	41,931	43,591	42,474	43,591	41,906	42,172	42,142	41,961	42,454	40,318	40,022	40,221	39,623
12,399	12,272	12,464	12,559	12,288	12,559	12,023	12,203	12,015	12,041	12,081	11,626	11,428	11,632	11,985
295,043	294,663	295,302	300,117	293,945	300,117	287,317	287,103	286,710	285,320	287,642	278,262	278,370	279,123	287,981
91,448	92,333	93,204	94,044	93,465	94,044	92,009	91,216	90,158	90,090	92,622	88,825	90,985	91,465	93,126
56,974	56,605	57,633	58,658	56,213	58,658	55,040	55,359	55,320	54,957	54,800	54,235	53,891	53,894	54,814
67,661	65,902	65,467	70,120	67,428	70,120	65,218	65,262	65,618	63,679	63,844	63,077	62,788	62,872	62,499
78,959	79,824	78,998	77,294	76,839	77,294	75,049	75,267	75,614	76,594	76,376	72,124	70,706	70,892	77,542
428,403	431,602	433,224	431,348	420,316	431,348	421,190	419,834	423,964	430,144	429,402	427,330	425,522	424,489	422,651
17,719	17,262	17,651	17,817	17,093	17,817	16,790	16,792	17,207	16,752	16,759	16,812	17,135	17,138	17,148
105,228	102,801	102,306	104,895	101,692	104,895	102,157	102,029	104,975	101,455	101,702	101,641	101,485	101,314	101,298
24,800	27,994	28,824	27,325	25,092	27,325	23,328	23,477	23,420	26,421	26,220	26,265	26,471	26,721	26,547
280,656	283,545	284,443	281,311	276,438	281,311	278,915	277,536	278,363	285,515	284,720	282,612	280,431	279,317	277,659
376,488	372,058	374,888	378,084	373,358	378,084	372,810	371,377	373,885	370,742	369,426	362,525	361,387	361,721	365,349
105,181	106,264	107,175	107,304	105,600	107,304	105,335	103,672	104,197	104,985	104,777	102,770	103,244	103,340	103,829
112,250	110,408	111,054	111,538	111,076	111,538	111,859	111,442	111,732	109,495	108,920	107,896	106,276	106,455	106,907
159,057	155,387	156,659	159,242	156,682	159,242	155,617	156,264	157,956	156,262	155,729	151,859	151,867	151,926	154,614
590,903	602,060	611,431	615,997	585,527	615,997	558,994	562,597	562,623	564,163	566,004	568,471	565,537	571,538	573,632
394,505	403,586	411,580	416,128	390,477	416,128	366,945	369,641	370,468	372,829	375,037	376,557	376,207	380,326	381,683
102,806	102,185	104,235	103,580	102,080	103,580	99,564	99,154	99,658	98,408	98,437	98,270	97,652	99,525	100,361
93,591	96,289	95,616	96,289	92,969	96,289	92,485	93,802	92,497	92,927	92,530	93,644	91,679	91,687	91,587
210,719	211,541	212,603	213,364	206,071	213,364	205,506	206,794	206,014	204,451	203,935	201,366	201,204	201,260	203,813
85,015	85,774	86,316	86,835	83,798	86,835	82,939	83,478	83,226	83,481	83,275	82,711	82,206	82,074	83,032
43,328	42,973	43,725	43,427	41,596	43,427	42,799	42,887	43,092	41,382	41,279	40,706	40,630	40,587	41,603
39,511	39,779	40,695	40,788	39,222	40,788	38,315	38,679	38,583	38,532	38,391	37,931	37,994	37,964	38,175
42,865	43,016	41,867	42,314	41,456	42,314	41,454	41,750	41,113	41,056	40,989	40,018	40,374	40,635	41,003
2,287,325	2,297,905	2,316,961	2,335,435	2,259,619	2,335,435	2,225,697	2,228,415	2,233,545	2,235,004	2,236,459	2,215,420	2,210,084	2,213,715	2,231,406

Jadual **1.2a** : Bilangan Pekerja Bergaji Sektor Pembuatan Mengikut Subsektor (samb.)
 Table : Number of Paid Employees of Manufacturing Sector by Sub-sector (cont.)

Subsektor Sub-sector		Okf.	Nov.	Dis.	Jan.	Feb.
1. Makanan, minuman dan tembakau		295,243	297,067	297,901	302,519	302,562
Food, beverages and tobacco						
10	Pembuatan produk makanan Manufacture of food products	278,286	280,110	280,751	285,122	284,847
11	Pembuatan minuman Manufacture of beverages	15,759	15,759	15,951	16,109	16,283
12	Pembuatan produk tembakau Manufacture of tobacco products	1,198	1,199	1,199	1,288	1,432
2. Tekstil, pakaian, kulit dan kasut		79,049	82,088	82,500	82,795	83,322
Textiles, wearing apparel, leather and footwear						
13	Pembuatan tekstil Manufacture of textiles	27,385	27,528	27,738	27,610	27,519
14	Pembuatan pakaian Manufacture of wearing apparel	39,428	42,252	42,474	42,686	43,104
15	Pembuatan produk kulit dan barangan berkaitan Manufacture of leather and related products	12,235	12,308	12,288	12,500	12,698
3. Produk kayu, perabot, keluaran kertas dan percetakan		290,663	295,057	293,945	296,297	296,332
Wood products, furniture, paper products and printing						
16	Pembuatan kayu dan produk kayu dan gabus, kecuali perabot; pembuatan bagi artikel jerami dan bahan-bahan anyaman Manufacture of wood and products of wood and cork, except furniture; manufacture of articles of straw and plaiting materials	92,979	94,107	93,465	93,872	93,451
17	Pembuatan kertas dan produk kertas Manufacture of paper and paper products	55,655	56,618	56,213	56,584	57,016
18	Percetakan dan penerbitan semula media rakaman Printing and reproduction of recorded media	65,050	67,089	67,428	67,482	67,331
31	Pembuatan perabot Manufacture of furniture	76,979	77,243	76,839	78,359	78,533
4. Petroleum, kimia, getah dan plastik		423,687	420,700	420,316	421,546	420,036
Petroleum, chemical, rubber and plastic						
19	Pembuatan kok dan produk petroleum bertapis Manufacture of coke and refined petroleum products	17,060	16,982	17,093	17,035	17,282
20	Pembuatan kimia dan produk kimia Manufacture of chemicals and chemical products	102,528	102,000	101,692	102,342	102,145
21	Pembuatan produk farmaseutikal asas, kimia perubatan dan botani Manufacture of basic pharmaceutical products and pharmaceutical preparations	26,387	25,048	25,092	24,691	24,817
22	Pembuatan produk getah dan plastik Manufacture of rubber and plastics products	277,712	276,671	276,438	277,478	275,791
5. Produk mineral bukan logam, logam asas dan produk logam yang direka		367,597	368,520	373,358	375,795	374,228
Non-metallic mineral products, basic metal and fabricated metal products						
23	Pembuatan produk galian bukan logam lain Manufacture of other non-metallic mineral products	103,844	104,457	105,600	106,663	104,914
24	Pembuatan logam asas Manufacture of basic metals	108,292	108,518	111,076	111,920	112,084
25	Pembuatan produk logam, kecuali mesin dan kelenakapan Manufacture of fabricated metal products, except machinery and equipment	155,460	155,545	156,682	157,212	157,230
6. Produk elektrik dan elektronik		579,226	583,641	585,527	585,997	589,135
Electrical and electronic products						
26	Pembuatan komputer, produk elektronik dan optikal Manufacture of computer, electronics and optical products	386,599	389,519	390,477	389,778	391,825
27	Pembuatan kelengkapan elektrik Manufacture of electrical equipment	101,075	100,953	102,080	102,398	102,254
28	Pembuatan jentera dan peralatan t.t.t.l. Manufacture of machinery and equipment n.e.c.	91,552	93,169	92,969	93,820	95,057
7. Kelengkapan pengangkutan dan pembuatan lain		205,584	206,501	206,071	209,197	210,312
Transport equipment and other manufactures						
29	Pembuatan kenderaan bermotor, treler dan semi treler Manufacture of motor vehicles, trailers and semi-trailers	83,593	83,602	83,798	84,390	85,095
30	Pembuatan kelengkapan pengangkutan lain Manufacture of other transport equipment	41,959	41,992	41,596	42,840	43,045
32	Pembuatan lain Other manufacturing	38,422	38,985	39,222	39,437	39,702
33	Pembaikan dan pemasangan jentera dan kelengkapan Repair and installation of machinery and equipment	41,610	41,922	41,456	42,529	42,470
Pembuatan						
<i>Manufacturing</i>						
Jumlah		2,241,048	2,253,574	2,259,619	2,274,146	2,275,927
<i>Total</i>						

2022

Mac.	Apr.	Mei.	Jun	Jul.	Ogo.	Sep.	Okt.	Nov.	Dis.
302,632	302,210	302,204	303,341	304,381	304,832	307,220	307,965	309,974	312,503
284,914	284,565	284,653	285,923	287,015	287,594	289,878	290,649	292,711	294,898
16,304	16,479	16,387	16,247	16,202	16,129	16,144	16,114	16,054	16,373
1,413	1,165	1,165	1,170	1,164	1,109	1,198	1,202	1,210	1,232
83,137	82,751	83,370	82,639	81,862	81,858	82,292	81,849	83,811	84,022
27,585	27,520	27,779	27,660	27,505	27,647	27,897	27,872	27,976	27,871
43,154	42,859	43,163	42,708	42,220	41,905	41,931	41,479	43,321	43,591
12,399	12,371	12,427	12,272	12,137	12,307	12,464	12,498	12,515	12,559
295,043	292,921	295,530	294,663	292,698	292,935	295,302	298,664	300,048	300,117
91,448	90,930	93,579	92,333	91,869	92,040	93,204	93,340	94,188	94,044
56,974	56,425	56,563	56,605	56,767	56,700	57,633	58,303	58,481	58,658
67,661	65,412	65,771	65,902	65,724	65,699	65,467	68,259	69,835	70,120
78,959	80,154	79,616	79,824	78,338	78,497	78,998	78,762	77,544	77,294
428,403	435,322	434,915	431,602	432,621	432,825	433,224	432,250	430,799	431,348
17,719	17,224	17,268	17,262	17,640	17,686	17,651	17,646	17,670	17,817
105,228	102,125	102,923	102,801	102,703	102,421	102,306	103,621	104,390	104,895
24,800	28,001	27,853	27,994	28,379	28,682	28,824	28,855	27,473	27,325
280,656	287,972	286,870	283,545	283,899	284,037	284,443	282,128	281,266	281,311
376,488	374,377	374,101	372,058	373,089	373,337	374,888	375,558	375,679	378,084
105,181	105,571	106,066	106,264	107,000	106,813	107,175	107,067	107,508	107,304
112,250	111,767	111,053	110,408	110,892	110,780	111,054	111,993	111,458	111,538
159,057	157,040	156,982	155,387	155,197	155,745	156,659	156,498	156,713	159,242
590,903	593,311	595,704	602,060	603,601	611,200	611,431	611,800	614,961	615,997
394,505	396,868	399,275	403,586	405,675	411,047	411,580	410,859	414,913	416,128
102,806	101,638	101,558	102,185	102,256	104,335	104,235	104,814	103,875	103,580
93,591	94,805	94,870	96,289	95,670	95,818	95,616	96,128	96,173	96,289
210,719	210,578	210,863	211,541	212,654	212,365	212,603	213,094	212,798	213,364
85,015	85,024	84,900	85,774	86,035	86,090	86,316	86,386	86,315	86,835
43,328	42,914	42,862	42,973	43,240	43,405	43,725	43,686	43,603	43,427
39,511	39,543	39,753	39,779	40,553	40,594	40,695	40,669	40,708	40,788
42,865	43,097	43,347	43,016	42,826	42,276	41,867	42,353	42,172	42,314
2,287,325	2,291,471	2,296,686	2,297,905	2,300,906	2,309,353	2,316,961	2,321,179	2,328,070	2,335,435

Subsektor Sub-sector	2020	2021	2022	2021				2022				
				Q1	Q2	Q3	Q4	Q1	Q2	Q3	Q4	
1. Makanan, minuman dan tembakau Food, beverages and tobacco	-1.3	2.4	4.9	0.1	0.5	0.8	2.4	1.3	1.6	2.7	4.9	
10 Pembuatan produk makanan <i>Manufacture of food products</i>	-0.5	2.5	5.0	0.9	0.6	0.8	2.5	1.3	1.5	2.8	5.0	
11 Pembuatan minuman <i>Manufacture of beverages</i>	-10.7	1.7	2.6	-10.6	-2.1	0.7	1.7	1.2	3.9	0.7	2.6	
12 Pembuatan produk tembakau <i>Manufacture of tobacco products</i>	-27.4	3.3	2.8	-12.8	17.6	11.1	3.3	0.1	1.7	0.2	2.8	
2. Tekstil, pakaian, kulit dan kasut Textiles, wearing apparel, leather and footwear	-14.4	2.5	1.8	-15.1	-11.6	-4.3	2.5	2.0	4.6	4.3	1.8	
13 Pembuatan tekstil <i>Manufacture of textiles</i>	-5.8	3.9	0.5	-4.6	-2.7	0.4	3.9	0.7	2.3	2.2	0.5	
14 Pembuatan pakaian <i>Manufacture of wearing apparel</i>	-21.6	1.3	2.6	-23.4	-18.8	-9.2	1.3	2.4	5.9	5.8	2.6	
15 Pembuatan produk kulit dan barangan berkaitan <i>Manufacture of leather and related products</i>	-2.7	3.8	2.2	-2.5	-1.8	3.0	3.8	3.2	5.6	4.0	2.2	
3. Produk kayu, perabot, keluaran kertas dan percetakan Wood products, furniture, paper products and printing	-4.6	3.4	2.1	-3.7	-1.4	1.5	3.4	2.9	5.9	2.5	2.1	
16 Pembuatan kayu dan produk kayu dan gabus, kecuali perabot; pembuatan bagi artikel jerami dan bahan-bahan anyaman <i>Manufacture of wood and products of wood and cork, except furniture; manufacture of articles of straw and plaiting materials</i>	-7.9	2.6	0.6	-8.1	-3.5	0.5	2.6	1.4	3.9	0.1	0.6	
17 Pembuatan kertas dan produk kertas <i>Manufacture of paper and paper products</i>	-4.8	3.5	4.3	-3.1	2.7	2.9	3.5	3.0	4.4	5.1	4.3	
18 Percetakan dan penerbitan semula media rakaman <i>Printing and reproduction of recorded media</i>	-1.6	3.7	4.0	-1.2	-0.4	-1.9	3.7	3.1	4.5	4.7	4.0	
31 Pembuatan perabot <i>Manufacture of furniture</i>	-2.9	4.0	0.6	-0.7	-2.5	4.6	4.0	4.4	##	1.9	0.6	
4. Petroleum, kimia, getah dan plastik Petroleum, chemical, rubber and plastic	0.8	0.7	2.6	1.8	3.8	1.3	0.7	1.0	1.0	2.5	2.6	
19 Pembuatan kok dan produk petroleum bertapis <i>Manufacture of coke and refined petroleum products</i>	-7.2	2.8	4.2	-4.5	5.7	5.1	2.8	3.0	2.7	2.9	4.2	
20 Pembuatan kimia dan produk kimia <i>Manufacture of chemicals and chemical products</i>	-6.2	0.3	3.1	-4.1	2.4	0.1	0.3	0.2	1.1	1.0	3.1	
21 Pembuatan produk farmaseutikal asas, kimia perubatan dan botani <i>Manufacture of basic pharmaceutical products and pharmaceutical preparations</i>	9.5	7.5	8.9	11.6	11.6	11.8	7.5	5.9	6.6	8.6	8.9	
22 Pembuatan produk getah dan plastik <i>Manufacture of rubber and plastics products</i>	3.4	0.2	1.8	3.9	3.4	0.6	0.2	0.8	0.3	2.4	1.8	
5. Produk mineral bukan logam, logam asas dan produk logam yang direka Non-metallic mineral products, basic metal and fabricated metal products	0.2	1.3	1.3	1.7	-0.3	0.2	1.3	0.7	2.6	2.6	1.3	
23 Pembuatan produk galian bukan logam lain <i>Manufacture of other non-metallic mineral products</i>	-3.4	2.1	1.6	-2.0	-1.9	0.1	2.1	0.9	3.4	3.2	1.6	
24 Pembuatan logam asas <i>Manufacture of basic metals</i>	-0.9	0.4	0.4	-0.2	1.1	0.1	0.4	0.5	2.3	3.9	0.4	
25 Pembuatan produk logam, kecuali mesin dan kelengkapan <i>Manufacture of fabricated metal products, except machinery and equipment</i>	3.6	1.3	1.6	5.8	-0.2	0.4	1.3	0.7	2.3	1.3	1.6	
6. Produk elektrik dan elektronik Electrical and electronic products	-1.2	5.3	5.2	-0.7	4.4	4.5	5.3	5.0	5.9	6.6	5.2	
26 Pembuatan komputer, produk elektronik dan optikal <i>Manufacture of computer, electronics and optical products</i>	-2.8	6.8	6.6	-2.7	4.8	5.8	6.8	6.5	7.2	7.8	6.6	
27 Pembuatan kelengkapan elektrik <i>Manufacture of electrical equipment</i>	3.4	3.4	1.5	3.6	4.0	3.3	3.4	3.2	4.0	3.9	1.5	
28 Pembuatan jentera dan peralatan t.t.t.l. <i>Manufacture of machinery and equipment n.e.c.</i>	0.9	1.1	3.6	3.1	3.1	0.3	1.1	1.2	2.8	4.4	3.6	
7. Kelengkapan pengangkutan dan pembuatan lain Transport equipment and other manufactures	-5.2	2.3	3.5	-4.0	0.8	1.3	2.3	2.3	5.1	4.3	3.5	
29 Pembuatan kenderaan bermotor, treler dan semi treler <i>Manufacture of motor vehicles, trailers and semi-trailers</i>	-6.9	1.0	3.6	-7.6	0.7	1.1	1.0	2.1	3.7	4.0	3.6	
30 Pembuatan kelengkapan pengangkutan lain <i>Manufacture of other transport equipment</i>	-9.2	0.8	4.4	-6.7	0.3	0.1	0.8	0.5	5.6	5.1	4.4	
32 Pembuatan lain <i>Other manufacturing</i>	1.1	5.6	4.0	2.9	1.1	1.8	5.6	2.4	4.9	6.6	4.0	
33 Pembaikan dan pemasangan jentera dan kelengkapan <i>Repair and installation of machinery and equipment</i>	-2.6	3.7	2.1	0.8	1.5	2.3	3.7	4.3	7.5	2.1	2.1	
Pembuatan Manufacturing	Jumlah Total	-2.0	2.7	3.4	-1.1	1.2	1.6	2.7	2.4	3.7	3.8	3.4

(%)

2021	2022	2021												2022											
(Jan. - Dis.)	(Jan. - Dis.)	Jan.	Feb.	Mac	Apr.	Mei	Jun	Jul.	Ogo.	Sep.	Okt.	Nov.	Dis.	Jan.	Feb.	Mac	Apr.	Mei	Jun	Jul.	Ogo.	Sep.	Okt.	Nov.	Dis.
2.4	4.9	-1.2	-0.8	0.1	1.1	1.2	0.5	1.1	0.1	0.8	1.7	2.3	2.4	1.3	1.2	1.3	1.1	1.5	1.6	1.5	2.8	2.7	4.3	4.3	4.9
2.5	5.0	-0.4	-0.1	0.9	1.2	1.3	0.6	1.3	0.2	0.8	1.7	2.4	2.5	1.3	1.2	1.3	1.0	1.4	1.5	1.4	2.9	2.8	4.4	4.5	5.0
1.7	2.6	-11.5	-11.4	-10.6	-2.5	-1.5	-2.1	-3.6	-1.0	0.7	1.6	1.9	1.7	0.8	1.3	1.2	3.2	3.4	3.9	3.7	0.8	0.7	2.2	1.9	2.6
3.3	2.8	-22.4	-11.5	-12.8	19.4	18.0	17.6	14.7	10.4	11.1	7.5	1.2	3.3	3.6	0.2	0.1	1.1	0.7	1.7	4.6	4.5	0.2	0.4	0.9	2.8
2.5	1.8	-16.4	-16.1	-15.1	-8.6	-8.9	-11.6	-8.3	-3.8	-4.3	-2.9	1.8	2.5	2.0	2.1	2.0	1.7	1.4	4.6	4.5	3.7	4.3	3.5	2.1	1.8
3.9	0.5	-7.7	-7.6	-4.6	1.0	0.3	-2.7	-1.6	-1.3	0.4	1.3	2.4	3.9	1.3	0.9	0.7	0.5	0.3	2.3	2.4	2.0	2.2	1.8	1.6	0.5
1.3	2.6	-24.1	-23.6	-23.4	-16.3	-16.4	-18.8	-13.9	-6.7	-9.2	-7.6	0.7	1.3	1.9	2.2	2.4	2.1	1.7	5.9	5.5	4.2	5.8	5.2	2.5	2.6
3.8	2.2	-2.6	-3.1	-2.5	2.1	1.9	-1.8	-1.9	0.8	3.0	4.9	4.5	3.8	4.0	4.1	3.2	2.7	2.9	5.6	6.2	5.8	4.0	2.1	1.7	2.2
3.4	2.1	-5.4	-5.2	-3.7	3.8	2.9	-1.4	-1.7	-1.2	1.5	2.7	3.7	3.4	3.1	3.2	2.9	2.7	2.7	5.9	5.1	4.9	2.5	2.8	1.7	2.1
2.6	0.6	-9.5	-9.8	-8.1	1.5	1.2	-3.5	-1.3	-0.3	0.5	2.4	3.0	2.6	2.0	2.5	1.4	0.9	1.0	3.9	1.0	0.6	0.1	0.4	0.1	0.6
3.5	4.3	-4.7	-4.0	-3.1	5.0	4.5	2.7	2.1	2.2	2.9	3.0	4.9	3.5	2.8	3.0	3.0	2.7	3.2	4.4	5.3	5.2	5.1	4.8	3.3	4.3
3.7	4.0	-4.5	-3.8	-1.2	3.9	3.4	-0.4	-2.1	-1.8	-1.9	0.9	2.8	3.7	3.5	3.2	3.1	2.7	3.0	4.5	4.7	4.5	4.7	4.9	4.1	4.0
4.0	0.6	-1.3	-1.1	-0.7	5.8	3.6	-2.5	-4.4	-4.1	4.6	4.5	4.7	4.0	4.4	4.3	4.4	4.6	4.2	10.7	10.8	10.7	1.9	2.3	0.4	0.6
0.7	2.6	0.3	0.4	1.8	5.3	4.5	3.8	2.5	1.8	1.3	1.6	0.8	0.7	0.1	0.0	1.0	1.2	1.3	1.0	1.7	2.0	2.5	2.0	2.4	2.6
2.8	4.2	-7.3	-7.1	-4.5	2.7	5.1	5.7	5.1	5.2	5.1	3.8	3.4	2.8	1.5	2.9	3.0	2.8	3.0	2.7	2.9	3.2	2.9	3.4	4.1	4.2
0.3	3.1	-8.1	-7.6	-4.1	2.9	2.7	2.4	0.6	0.1	0.1	1.7	0.4	0.3	0.2	0.1	0.2	0.7	1.2	1.1	1.2	1.1	1.0	1.1	2.3	3.1
7.5	8.9	9.7	10.7	11.6	13.2	12.0	11.6	12.4	12.7	11.8	12.1	7.0	7.5	5.8	5.7	5.9	6.0	6.2	6.6	7.2	7.3	8.6	9.4	9.7	8.9
0.2	1.8	3.5	3.4	3.9	5.7	4.5	3.4	2.2	1.3	0.6	0.5	0.3	0.2	-0.5	-0.6	0.8	0.9	0.8	0.3	1.2	1.7	2.4	1.6	1.7	1.8
1.3	1.3	0.3	0.0	1.7	3.4	2.5	-0.3	-0.8	-0.8	0.2	0.8	0.8	1.3	0.8	0.8	0.7	1.0	1.3	2.6	3.2	3.2	2.6	2.2	1.9	1.3
2.1	1.6	-3.3	-3.5	-2.0	1.0	0.9	-1.9	-0.5	-0.4	0.1	0.6	0.4	2.1	1.3	1.2	0.9	0.6	1.2	3.4	3.6	3.4	3.2	3.1	2.9	1.6
0.4	0.4	-0.8	-1.5	-0.2	2.2	1.6	1.1	0.2	-0.1	0.1	0.5	1.0	0.4	0.1	0.6	0.5	2.1	2.0	2.3	4.3	4.1	3.9	3.4	2.7	0.4
1.3	1.6	3.8	3.6	5.8	6.0	4.3	-0.2	-1.8	-1.4	0.4	1.2	1.0	1.3	1.0	0.6	0.7	0.5	0.8	2.3	2.2	2.5	1.3	0.7	0.8	1.6
5.3	5.2	-1.7	-1.3	-0.7	4.2	4.7	4.4	3.4	4.3	4.5	4.9	5.0	5.3	4.8	4.7	5.0	5.2	5.2	5.9	6.7	6.9	6.6	5.6	5.4	5.2
6.8	6.6	-3.6	-3.0	-2.7	4.0	4.8	4.8	4.3	5.5	5.8	6.4	6.7	6.8	6.2	6.0	6.5	6.4	6.5	7.2	7.8	8.1	7.8	6.3	6.5	6.6
3.4	1.5	3.1	2.5	3.6	4.9	5.2	4.0	2.5	3.2	3.3	2.7	2.1	3.4	2.8	3.1	3.2	3.3	3.2	4.0	4.7	4.8	3.9	3.7	2.9	1.5
1.1	3.6	1.5	1.6	3.1	4.2	3.5	3.1	0.9	1.0	0.3	1.2	1.5	1.1	1.4	1.3	1.2	2.0	2.5	2.8	4.4	4.5	4.4	5.0	3.2	3.6
2.3	3.5	-5.6	-4.7	-4.0	1.3	2.3	0.8	0.1	0.2	1.3	2.6	2.5	2.3	1.8	1.7	2.3	3.0	3.4	5.1	5.7	5.5	4.3	3.7	3.0	3.5
1.0	3.6	-8.4	-7.8	-7.6	0.2	2.5	0.7	-0.1	-0.2	1.1	2.0	1.0	1.0	1.8	1.9	2.1	1.8	2.0	3.7	4.7	4.9	4.0	3.3	3.2	3.6
0.8	4.4	-8.8	-8.0	-6.7	0.9	0.4	0.3	-2.2	-1.9	0.1	1.6	1.3	0.8	0.1	0.4	0.5	3.7	3.8	5.6	6.4	6.9	5.1	4.1	3.8	4.4
5.6	4.0	1.4	2.6	2.9	4.0	2.9	1.1	1.7	1.7	1.8	3.3	4.8	5.6	2.9	2.6	2.4	2.6	3.5	4.9	6.7	6.9	6.6	5.8	4.4	4.0
3.7	2.1	-2.4	-0.6	0.8	1.7	3.4	1.5	1.3	1.9	2.3	4.2	4.8	3.7	2.6	1.7	4.3	5.0	5.8	7.5	6.1	4.0	2.1	1.8	0.6	2.1
2.7	3.4	-2.4	-2.2	-1.1	3.0	2.8	1.2	0.8	1.0	1.6	2.4	2.6	2.7	2.2	2.1	2.4	2.5	2.7	3.7	4.1	4.3	3.8	3.6	3.3	3.4

Jadual **1.2c** : Bilangan Pekerja Bergaji Sektor Pembuatan Mengikut Subsektor: Perubahan Peratusan Bulanan/Suku Tahunan
 Table **1.2c** : Number of Paid Employees of Manufacturing Sector by Sub-sector: Monthly/Quarterly Percentage Change

Subsektor Sub-sector	2021				2022				Jan.	Feb.	Mac
	Q1	Q2	Q3	Q4	Q1	Q2	Q3				
1. Makanan, minuman dan tembakau	2.8	-0.1	0.2	-0.4	1.6	0.2	1.3	2.7	0.1	-0.1	
Food, beverages and tobacco											
10 Pembuatan produk makanan <i>Manufacture of food products</i>	2.7	0.2	0.1	-0.4	1.5	0.4	1.4	2.7	0.03	-0.1	
11 Pembuatan minuman <i>Manufacture of beverages</i>	2.8	-3.0	2.5	-0.5	2.2	-0.4	-0.6	1.9	0.5	0.3	
12 Pembuatan produk tembakau <i>Manufacture of tobacco products</i>	21.7	-18.5	3.9	0.2	17.9	-17.2	2.4	7.2	14.9	-1.2	
2. Tekstil, pakaian, kulit dan kasut	1.4	-3.2	-0.1	4.6	0.8	-0.6	-0.4	0.9	0.6	-0.1	
Textiles, wearing apparel, leather and footwear											
13 Pembuatan tekstil <i>Manufacture of textiles</i>	2.6	-1.3	1.0	1.6	-0.6	0.3	0.9	2.1	0.1	0.4	
14 Pembuatan pakaian <i>Manufacture of wearing apparel</i>	0.5	-4.3	-1.7	7.2	1.6	-1.0	-1.8	-0.03	0.6	-0.1	
15 Pembuatan produk kulit dan barangan berkaitan <i>Manufacture of leather and related products</i>	1.5	-3.2	3.1	2.5	0.9	-1.0	1.6	1.6	1.5	-1.5	
3. Produk kayu, perabot, keluaran kertas dan percetakan	0.8	-2.9	3.5	2.1	0.4	-0.1	0.2	1.1	-0.1	-0.1	
Wood products, furniture, paper products and printing											
16 Pembuatan kayu dan produk kayu dan gabus, kecuali perabot; pembuatan bagi artikel jerami dan bahan-bahan anyaman <i>Manufacture of wood and products of wood and cork, except furniture; manufacture of articles of straw and plaiting materials</i>	-1.1	-1.5	4.8	0.4	-2.2	1.0	0.9	1.0	-0.9	-1.2	
17 Pembuatan kertas dan produk kertas <i>Manufacture of paper and paper products</i>	1.9	-2.0	1.1	2.6	1.4	-0.6	1.8	1.4	0.6	-0.1	
18 Percetakan dan penerbitan semula media rakaman <i>Printing and reproduction of recorded media</i>	0.9	-3.9	-0.9	7.9	0.3	-2.6	-0.7	0.3	0.1	0.5	
31 Pembuatan perabot <i>Manufacture of furniture</i>	2.4	-4.6	7.5	-0.9	2.8	1.1	-1.0	1.6	0.3	0.5	
4. Petroleum, kimia, getah dan plastik	1.6	0.8	-1.1	-0.6	1.9	0.7	0.4	0.9	-0.3	1.0	
Petroleum, chemical, rubber and plastic											
19 Pembuatan kok dan produk petroleum bertapis <i>Manufacture of coke and refined petroleum products</i>	3.5	-2.3	2.0	-0.3	3.7	-2.6	2.3	1.0	0.02	2.5	
20 Pembuatan kimia dan produk kimia <i>Manufacture of chemicals and chemical products</i>	3.5	-3.2	-0.3	0.4	3.5	-2.3	-0.5	0.7	-0.1	2.9	
21 Pembuatan produk farmaseutikal asas, kimia perubatan dan botani <i>Manufacture of basic pharmaceutical products and pharmaceutical preparations</i>	0.3	12.1	1.1	-5.5	-1.2	12.9	3.0	-0.1	0.6	-0.2	
22 Pembuatan produk getah dan plastik <i>Manufacture of rubber and plastics products</i>	0.9	1.5	-1.8	-0.4	1.5	1.0	0.3	1.1	-0.5	0.3	
5. Produk mineral bukan logam, logam asas dan produk logam yang direka	1.4	-3.0	0.8	2.2	0.8	-1.2	0.8	1.1	-0.4	0.7	
Non-metallic mineral products, basic metal and fabricated metal products											
23 Pembuatan produk galian bukan logam lain <i>Manufacture of other non-metallic mineral products</i>	0.8	-1.4	1.0	1.7	-0.4	1.0	0.9	1.9	-1.6	0.5	
24 Pembuatan logam asas <i>Manufacture of basic metals</i>	0.9	-3.4	-0.9	3.9	1.1	-1.6	0.6	1.1	-0.4	0.3	
25 Pembuatan produk logam, kecuali mesin dan kelengkapan <i>Manufacture of fabricated metal products, except machinery and equipment</i>	2.1	-3.9	1.8	1.3	1.5	-2.3	0.8	0.6	0.4	1.1	
6. Produk elektrik dan elektronik	1.1	1.0	0.9	2.1	0.9	1.9	1.6	0.5	0.6	0.0	
Electrical and electronic products											
26 Pembuatan komputer, produk elektronik dan optikal <i>Manufacture of computer, electronics and optical products</i>	1.3	1.6	1.4	2.3	1.0	2.3	2.0	0.4	0.7	0.2	
27 Pembuatan kelengkapan elektrik <i>Manufacture of electrical equipment</i>	1.0	-1.4	2.1	1.7	0.7	-0.6	2.0	0.9	-0.4	0.5	
28 Pembuatan jentera dan peralatan t.t.t.l. <i>Manufacture of machinery and equipment n.e.c.</i>	0.6	1.2	-2.2	1.5	0.7	2.9	-0.7	0.5	1.4	-1.4	
7. Kelengkapan pengangkutan dan pembuatan lain	2.3	-2.3	1.2	1.1	2.3	0.4	0.5	2.1	0.6	-0.4	
Transport equipment and other manufactures											
29 Pembuatan kenderaan bermotor, treler dan semi treler <i>Manufacture of motor vehicles, trailers and semi-trailers</i>	0.3	-0.6	0.4	0.9	1.5	0.9	0.6	-0.1	0.7	-0.3	
30 Pembuatan kelengkapan pengangkutan lain <i>Manufacture of other transport equipment</i>	4.5	-5.5	2.2	-0.02	4.2	-0.8	1.7	3.7	0.2	0.5	
32 Pembuatan lain <i>Other manufacturing</i>	3.9	-1.7	0.6	2.7	0.7	0.7	2.3	3.2	0.9	-0.2	
33 Pembaikan dan pemasangan jentera dan kelengkapan <i>Repair and installation of machinery and equipment</i>	2.8	-2.7	2.5	1.1	3.4	0.4	-2.7	3.7	0.7	-1.5	
Pembuatan	Jumlah										
Manufacturing	Total	1.6	-0.8	0.7	1.3	1.2	0.5	0.8	1.2	0.1	

(%)

2021												2022									
Apr.	Mei	Jun	Jul.	Ogo.	Sep.	Okt.	Nov.	Dis.	Jan.	Feb.	Mac	Apr.	Mei	Jun	Jul.	Ogo.	Sep.	Okt.	Nov.	Dis.	
-0.01	-0.3	0.2	0.4	-1.0	0.8	-1.3	0.6	0.3	1.6	0.01	0.02	-0.1	0.0	0.4	0.3	0.1	0.8	0.2	0.7	0.8	
0.1	-0.3	0.3	0.5	-1.2	0.8	-1.3	0.7	0.2	1.6	-0.1	0.02	-0.1	0.03	0.4	0.4	0.2	0.8	0.3	0.7	0.7	
-1.0	-0.7	-1.3	-0.1	2.4	0.2	-1.7	0.0	1.2	1.0	1.1	0.1	1.1	-0.6	-0.9	-0.3	-0.4	0.1	-0.2	-0.4	2.0	
-18.4	0.3	-0.5	-3.3	-4.7	12.7	0.2	0.1	-0.03	7.5	11.1	-1.3	-17.5	-0.1	0.5	-0.5	-4.8	8.1	0.3	0.6	1.8	
-0.2	1.0	-4.0	-0.8	0.8	-0.1	0.2	3.8	0.5	0.4	0.6	-0.2	-0.5	0.7	-0.9	-0.9	0.0	0.5	-0.5	2.4	0.3	
0.04	1.1	-2.4	-0.6	0.9	0.7	0.3	0.5	0.8	-0.5	-0.3	0.2	-0.2	0.9	-0.4	-0.6	0.5	0.9	-0.1	0.4	-0.4	
-0.4	1.2	-5.0	-0.7	0.5	-1.5	-0.5	7.2	0.5	0.5	1.0	0.1	-0.7	0.7	-1.1	-1.1	-0.7	0.1	-1.1	4.4	0.6	
0.2	0.3	-3.8	-1.7	1.8	3.0	2.1	0.6	-0.2	1.7	1.6	-2.4	-0.2	0.5	-1.2	-1.1	1.4	1.3	0.3	0.1	0.4	
-0.5	0.8	-3.3	0.04	0.3	3.2	0.9	1.5	-0.4	0.8	0.01	-0.4	-0.7	0.9	-0.3	-0.7	0.1	0.8	1.1	0.5	0.02	
-0.1	2.8	-4.1	2.4	0.5	1.8	-0.2	1.2	-0.7	0.4	-0.4	-2.1	-0.6	2.9	-1.3	-0.5	0.2	1.3	0.1	0.9	-0.2	
-0.7	-0.3	-1.0	-0.6	0.01	1.7	1.5	1.7	-0.7	0.7	0.8	-0.1	-1.0	0.2	0.1	0.3	-0.1	1.6	1.2	0.3	0.3	
-3.0	0.3	-1.2	-0.5	0.1	-0.6	4.1	3.1	0.5	0.1	-0.2	0.5	-3.3	0.6	0.2	-0.3	-0.04	-0.4	4.3	2.3	0.4	
1.3	-0.3	-5.6	-2.0	0.3	9.4	-0.7	0.3	-0.5	2.0	0.2	0.5	1.5	-0.7	0.3	-1.9	0.2	0.6	-0.3	-1.5	-0.3	
1.5	-0.2	-0.5	-0.4	-0.2	-0.4	0.2	-0.7	-0.1	0.3	-0.4	2.0	1.6	-0.1	-0.8	0.2	0.05	0.1	-0.2	-0.3	0.1	
-2.6	0.04	0.3	1.9	0.02	0.1	-0.5	-0.5	0.7	-0.3	1.5	2.5	-2.8	0.3	-0.04	2.2	0.3	-0.2	-0.03	0.1	0.8	
-3.4	0.2	-0.1	-0.2	-0.2	-0.02	1.2	-0.5	-0.3	0.6	-0.2	3.0	-2.9	0.8	-0.1	-0.1	-0.3	-0.1	1.3	0.7	0.5	
12.8	-0.8	0.2	0.8	0.9	-0.7	-0.6	-5.1	0.2	-1.6	0.5	-0.1	12.9	-0.5	0.5	1.4	1.1	0.5	0.1	-4.8	-0.5	
2.6	-0.3	-0.7	-0.8	-0.4	-0.6	0.02	-0.4	-0.1	0.4	-0.6	1.8	2.6	-0.4	-1.2	0.1	0.05	0.1	-0.8	-0.3	0.02	
-0.8	-0.4	-1.9	-0.3	0.1	1.0	0.6	0.3	1.3	0.7	-0.4	0.6	-0.6	-0.1	-0.5	0.3	0.1	0.4	0.2	0.03	0.6	
0.8	-0.2	-1.9	0.5	0.1	0.5	0.01	0.6	1.1	1.0	-1.6	0.3	0.4	0.5	0.2	0.7	-0.2	0.3	-0.1	0.4	-0.2	
-2.0	-0.5	-0.9	-1.5	0.2	0.4	1.3	0.2	2.4	0.8	0.1	0.1	-0.4	-0.6	-0.6	0.4	-0.1	0.2	0.8	-0.5	0.1	
-1.1	-0.3	-2.5	0.01	0.04	1.8	0.5	0.1	0.7	0.3	0.01	1.2	-1.3	-0.04	-1.0	-0.1	0.4	0.6	-0.1	0.1	1.6	
0.3	0.3	0.4	-0.5	1.1	0.4	1.0	0.8	0.3	0.1	0.5	0.3	0.4	0.4	1.1	0.3	1.3	0.04	0.1	0.5	0.2	
0.6	0.6	0.4	-0.1	1.1	0.4	1.3	0.8	0.2	-0.2	0.5	0.7	0.6	0.6	1.1	0.5	1.3	0.1	-0.2	1.0	0.3	
-1.3	0.03	-0.2	-0.6	1.9	0.8	0.7	-0.1	1.1	0.3	-0.1	0.5	-1.1	-0.1	0.6	0.1	2.0	-0.1	0.6	-0.9	-0.3	
0.5	-0.4	1.2	-2.1	0.01	-0.1	-0.04	1.8	-0.2	0.9	1.3	-1.5	1.3	0.1	1.5	-0.6	0.2	-0.2	0.5	0.05	0.12	
-0.8	-0.3	-1.3	-0.1	0.03	1.3	0.9	0.4	-0.2	1.5	0.5	0.2	-0.1	0.1	0.3	0.5	-0.1	0.1	0.2	-0.1	0.3	
0.3	-0.2	-0.7	-0.6	-0.2	1.2	0.7	0.01	0.2	0.7	0.8	-0.1	0.01	-0.1	1.0	0.3	0.1	0.3	0.1	-0.1	0.6	
-4.0	-0.2	-1.4	-0.2	-0.1	2.5	0.9	0.1	-0.9	3.0	0.5	0.7	-1.0	-0.1	0.3	0.6	0.4	0.7	-0.1	-0.2	-0.4	
-0.1	-0.4	-1.2	0.2	-0.1	0.6	0.6	1.5	0.6	0.5	0.7	-0.5	0.1	0.5	0.1	1.9	0.1	0.2	-0.1	0.1	0.2	
-0.1	-0.2	-2.4	0.9	0.6	0.9	1.5	0.8	-1.1	2.6	-0.1	0.9	0.5	0.6	-0.8	-0.4	-1.3	-1.0	1.2	-0.4	0.3	
0.1	0.1	-0.9	-0.2	0.2	0.8	0.4	0.6	0.3	0.6	0.1	0.5	0.2	0.2	0.1	0.1	0.4	0.3	0.2	0.3	0.3	

Jadual **1.3a** : Gaji dan Upah yang Dibayar Sektor Pembuatan Mengikut Subsektor
 Table **1.3a** : Salaries and Wages Paid of Manufacturing Sector by Sub-sector

Subsektor Sub-sector	2020	2021	2022	2021				
				Q1	Q2	Q3	Q4	
1. Makanan, minuman dan tembakau <i>Food, beverages and tobacco</i>	10,125	10,343	11,028	2,559	2,564	2,555	2,665	
10 Pembuatan produk makanan <i>Manufacture of food products</i>	9,525	9,773	10,433	2,411	2,429	2,422	2,512	
11 Pembuatan minuman <i>Manufacture of beverages</i>	537	508	532	131	121	120	136	
12 Pembuatan produk tembakau <i>Manufacture of tobacco products</i>	63	62	63	17	14	14	17	
2. Tekstil, pakaian, kulit dan kasut <i>Textiles, wearing apparel, leather and footwear</i>	1,996	1,827	1,909	466	443	437	481	
13 Pembuatan tekstil <i>Manufacture of textiles</i>	661	657	673	163	162	161	171	
14 Pembuatan pakaian <i>Manufacture of wearing apparel</i>	1,023	862	913	223	207	204	229	
15 Pembuatan produk kulit dan barangan berkaitan <i>Manufacture of leather and related products</i>	312	308	323	79	75	72	81	
3. Produk kayu, perabot, keluaran kertas dan percetakan <i>Wood products, furniture, paper products and printing</i>	8,965	9,057	9,483	2,286	2,215	2,204	2,353	
16 Pembuatan kayu dan produk kayu dan gabus, kecuali perabot; pembuatan bagi artikel jerami dan bahan-bahan anyaman <i>Manufacture of wood and products of wood and cork, except furniture; manufacture of articles of straw and plaiting materials</i>	2,424	2,461	2,584	605	586	616	654	
17 Pembuatan kertas dan produk kertas <i>Manufacture of paper and paper products</i>	2,003	2,018	2,100	505	502	495	517	
18 Percetakan dan penerbitan semula media rakaman <i>Printing and reproduction of recorded media</i>	2,170	2,153	2,242	559	549	507	538	
31 Pembuatan perabot <i>Manufacture of furniture</i>	2,368	2,425	2,556	617	578	586	643	
4. Petroleum, kimia, getah dan plastik <i>Petroleum, chemical, rubber and plastic</i>	19,409	20,344	20,969	5,017	5,121	5,104	5,101	
19 Pembuatan kok dan produk petroleum bertapis <i>Manufacture of coke and refined petroleum products</i>	2,282	2,326	2,363	617	522	565	621	
20 Pembuatan kimia dan produk kimia <i>Manufacture of chemicals and chemical products</i>	5,668	5,677	5,831	1,462	1,388	1,398	1,429	
21 Pembuatan produk farmaseutikal asas, kimia perubatan dan botani <i>Manufacture of basic pharmaceutical products and pharmaceutical preparations</i>	631	717	789	165	180	183	189	
22 Pembuatan produk getah dan plastik <i>Manufacture of rubber and plastics products</i>	10,828	11,623	11,986	2,772	3,030	2,958	2,863	
5. Produk mineral bukan logam, logam asas dan produk logam yang direka <i>Non-metallic mineral products, basic metal and fabricated metal products</i>	13,579	13,860	14,412	3,525	3,393	3,334	3,608	
23 Pembuatan produk galian bukan logam lain <i>Manufacture of other non-metallic mineral products</i>	4,270	4,340	4,607	1,079	1,088	1,055	1,118	
24 Pembuatan logam asas <i>Manufacture of basic metals</i>	3,989	4,048	4,180	1,043	986	959	1,059	
25 Pembuatan produk logam, kecuali mesin dan kelengkapan <i>Manufacture of fabricated metal products, except machinery and equipment</i>	5,320	5,473	5,625	1,403	1,319	1,320	1,431	
6. Produk elektrik dan elektronik <i>Electrical and electronic products</i>	26,201	27,409	29,441	6,957	6,691	6,606	7,155	
26 Pembuatan komputer, produk elektronik dan optikal <i>Manufacture of computer, electronics and optical products</i>	18,284	19,284	21,078	4,871	4,742	4,623	5,049	
27 Pembuatan kelengkapan elektrik <i>Manufacture of electrical equipment</i>	3,750	3,832	3,939	976	910	952	994	
28 Pembuatan jentera dan peralatan t.t.t.l. <i>Manufacture of machinery and equipment n.e.c.</i>	4,167	4,292	4,424	1,110	1,039	1,032	1,112	
7. Kelengkapan pengangkutan dan pembuatan lain <i>Transport equipment and other manufactures</i>	6,920	6,992	7,287	1,776	1,734	1,664	1,817	
29 Pembuatan kenderaan bermotor, treler dan semi treler <i>Manufacture of motor vehicles, trailers and semi-trailers</i>	3,418	3,411	3,526	865	858	803	885	
30 Pembuatan kelengkapan pengangkutan lain <i>Manufacture of other transport equipment</i>	1,101	1,095	1,142	288	277	259	271	
32 Pembuatan lain <i>Other manufacturing</i>	1,161	1,226	1,300	302	291	303	330	
33 Pembaikan dan pemasangan jentera dan kelengkapan <i>Repair and installation of machinery and equipment</i>	1,240	1,260	1,319	322	309	298	330	
Pembuatan <i>Manufacturing</i>	Jumlah <i>Total</i>	87,194	89,830	94,528	22,584	22,162	21,904	23,180

(RM Juta/Million)

2022				2021		2022		2021						
Q1	Q2	Q3	Q4	(Jan. - Dis.)	(Jan. - Dis.)	Jan.	Feb.	Mac	Apr.	Mei	Jun	Jul.	Ogo.	Sep.
2,702	2,721	2,738	2,867	10,343	11,028	853	848	858	863	858	843	857	828	871
2,553	2,578	2,596	2,706	9,773	10,433	803	798	810	816	813	800	814	784	823
132	128	128	143	508	532	44	44	42	43	40	38	38	39	43
17	14	14	18	62	63	5	6	6	5	5	5	5	4	5
480	462	465	502	1,827	1,909	160	153	153	152	153	138	143	146	147
166	164	168	174	657	673	55	54	54	54	55	53	53	54	54
231	218	219	244	862	913	78	72	72	72	73	61	68	68	68
82	79	78	84	308	323	27	26	26	26	25	24	22	24	25
2,398	2,338	2,326	2,421	9,057	9,483	770	757	758	746	746	722	718	725	761
650	634	642	658	2,461	2,584	205	201	199	198	197	191	199	202	215
524	516	520	541	2,018	2,100	167	167	171	170	166	166	162	163	170
567	559	542	575	2,153	2,242	191	182	186	183	187	179	172	172	162
658	629	622	647	2,425	2,556	208	207	201	194	197	187	185	187	214
5,079	5,225	5,327	5,338	20,344	20,969	1,656	1,636	1,724	1,670	1,698	1,753	1,692	1,701	1,711
629	532	577	625	2,326	2,363	199	193	225	169	168	185	181	180	205
1,485	1,422	1,445	1,479	5,677	5,831	479	483	500	465	450	474	467	462	469
180	196	202	211	717	789	55	55	55	62	59	59	60	62	61
2,786	3,075	3,102	3,023	11,623	11,986	923	905	944	974	1,022	1,035	985	997	976
3,650	3,553	3,521	3,687	13,860	14,412	1,188	1,162	1,174	1,142	1,149	1,101	1,088	1,087	1,159
1,123	1,145	1,151	1,187	4,340	4,607	361	353	365	365	371	351	349	346	360
1,093	1,029	997	1,061	4,048	4,180	350	342	352	333	331	322	310	313	336
1,435	1,378	1,373	1,439	5,473	5,625	477	468	458	444	447	428	429	429	462
7,384	7,197	7,206	7,654	27,409	29,441	2,342	2,359	2,255	2,211	2,233	2,247	2,154	2,196	2,256
5,268	5,187	5,129	5,494	19,284	21,078	1,625	1,653	1,593	1,582	1,572	1,588	1,505	1,532	1,586
993	940	995	1,010	3,832	3,939	339	327	310	280	312	318	313	319	320
1,123	1,070	1,083	1,149	4,292	4,424	379	379	352	349	349	340	336	345	350
1,820	1,823	1,780	1,864	6,992	7,287	588	597	592	600	578	556	542	548	573
872	889	861	904	3,411	3,526	287	294	283	298	285	275	260	264	279
290	289	281	282	1,095	1,142	92	94	101	96	94	87	86	85	89
325	314	326	335	1,226	1,300	101	102	99	97	96	98	98	101	104
334	331	312	342	1,260	1,319	107	107	108	109	103	97	99	99	101
23,513	23,318	23,364	24,332	89,830	94,528	7,558	7,512	7,514	7,386	7,416	7,360	7,195	7,231	7,479

Jadual **1.3a** : Gaji dan Upah yang Dibayar Sektor Pembuatan Mengikut Subsektor (samb.)
 Table **1.3a** : Salaries and Wages Paid of Manufacturing Sector by Sub-sector (cont.)

Subsektor Sub-sector	Okf.	Nov.	Dis.	
1. Makanan, minuman dan tembakau <i>Food, beverages and tobacco</i>	869	872	923	
10 Pembuatan produk makanan <i>Manufacture of food products</i>	822	822	868	
11 Pembuatan minuman <i>Manufacture of beverages</i>	43	45	48	
12 Pembuatan produk tembakau <i>Manufacture of tobacco products</i>	5	5	7	
2. Tekstil, pakaian, kulit dan kasut <i>Textiles, wearing apparel, leather and footwear</i>	150	160	171	
13 Pembuatan tekstil <i>Manufacture of textiles</i>	55	57	59	
14 Pembuatan pakaian <i>Manufacture of wearing apparel</i>	68	76	85	
15 Pembuatan produk kulit dan barangan berkaitan <i>Manufacture of leather and related products</i>	27	27	28	
3. Produk kayu, perabot, keluaran kertas dan percetakan <i>Wood products, furniture, paper products and printing</i>	767	777	809	
16 Pembuatan kayu dan produk kayu dan gabus, kecuali perabot; pembuatan bagi artikel jerami dan bahan-bahan anyaman <i>Manufacture of wood and products of wood and cork, except furniture; manufacture of articles of straw and plaiting materials</i>	216	217	222	
17 Pembuatan kertas dan produk kertas <i>Manufacture of paper and paper products</i>	171	173	173	
18 Percetakan dan penerbitan semula media rakaman <i>Printing and reproduction of recorded media</i>	167	175	196	
31 Pembuatan perabot <i>Manufacture of furniture</i>	213	213	218	
4. Petroleum, kimia, getah dan plastik <i>Petroleum, chemical, rubber and plastic</i>	1,693	1,653	1,755	
19 Pembuatan kok dan produk petroleum bertapis <i>Manufacture of coke and refined petroleum products</i>	204	194	223	
20 Pembuatan kimia dan produk kimia <i>Manufacture of chemicals and chemical products</i>	463	462	505	
21 Pembuatan produk farmaseutikal asas, kimia perubatan dan botani <i>Manufacture of basic pharmaceutical products and pharmaceutical preparations</i>	62	59	68	
22 Pembuatan produk getah dan plastik <i>Manufacture of rubber and plastics products</i>	965	939	959	
5. Produk mineral bukan logam, logam asas dan produk logam yang direka <i>Non-metallic mineral products, basic metal and fabricated metal products</i>	1,169	1,181	1,258	
23 Pembuatan produk galian bukan logam lain <i>Manufacture of other non-metallic mineral products</i>	364	370	384	
24 Pembuatan logam asas <i>Manufacture of basic metals</i>	340	341	378	
25 Pembuatan produk logam, kecuali mesin dan kelengkapan <i>Manufacture of fabricated metal products, except machinery and equipment</i>	466	470	495	
6. Produk elektrik dan elektronik <i>Electrical and electronic products</i>	2,288	2,295	2,572	
26 Pembuatan komputer, produk elektronik dan optikal <i>Manufacture of computer, electronics and optical products</i>	1,610	1,614	1,825	
27 Pembuatan kelengkapan elektrik <i>Manufacture of electrical equipment</i>	322	320	352	
28 Pembuatan jentera dan peralatan t.t.t.l. <i>Manufacture of machinery and equipment n.e.c.</i>	355	361	395	
7. Kelengkapan pengangkutan dan pembuatan lain <i>Transport equipment and other manufactures</i>	587	597	633	
29 Pembuatan kenderaan bermotor, treler dan semi treler <i>Manufacture of motor vehicles, trailers and semi-trailers</i>	284	288	314	
30 Pembuatan kelengkapan pengangkutan lain <i>Manufacture of other transport equipment</i>	90	91	90	
32 Pembuatan lain <i>Other manufacturing</i>	105	106	119	
33 Pembaikan dan pemasangan jentera dan kelengkapan <i>Repair and installation of machinery and equipment</i>	107	112	111	
Pembuatan <i>Manufacturing</i>	Jumlah <i>Total</i>	7,523	7,536	8,122

(RM Juta/Million)

2022

Jan.	Feb.	Mac	Apr.	Mei	Jun	Jul.	Ogo.	Sep.	Okt.	Nov.	Dis.
903	894	905	901	907	912	912	906	921	922	933	1,012
853	843	857	852	860	866	866	859	871	872	881	954
44	45	43	44	42	42	41	42	45	45	47	52
5	6	6	5	5	5	5	5	5	5	5	7
165	158	157	155	156	150	153	154	159	159	166	177
56	55	55	54	55	55	55	56	57	57	58	59
81	75	75	74	75	69	73	72	74	74	81	89
28	27	27	27	27	26	25	26	28	28	28	29
810	796	792	779	783	775	770	773	783	790	798	834
220	216	214	212	212	209	213	214	216	217	217	224
173	177	174	172	171	173	171	173	176	177	178	187
194	185	188	184	188	187	182	182	177	183	190	202
222	218	217	211	212	205	203	204	214	213	213	221
1,675	1,654	1,750	1,708	1,739	1,778	1,770	1,781	1,776	1,758	1,733	1,847
199	198	231	173	173	186	185	187	206	204	195	226
488	489	508	479	465	478	489	481	476	477	477	525
61	60	60	67	64	65	66	68	68	69	66	76
927	908	951	989	1,037	1,049	1,031	1,045	1,026	1,007	996	1,019
1,237	1,203	1,210	1,181	1,194	1,178	1,166	1,165	1,191	1,197	1,206	1,283
377	367	378	378	385	383	383	379	390	391	391	405
370	363	360	347	345	338	329	331	338	340	342	379
490	473	472	456	465	457	455	455	463	467	473	499
2,473	2,490	2,421	2,374	2,402	2,421	2,351	2,400	2,456	2,452	2,448	2,754
1,745	1,774	1,749	1,723	1,722	1,742	1,669	1,703	1,757	1,749	1,756	1,989
342	333	319	292	321	328	328	334	333	331	325	354
386	383	354	359	359	351	353	363	366	372	366	411
603	610	608	616	605	602	588	594	599	604	606	655
289	296	287	300	294	295	283	288	290	291	291	322
92	95	102	97	97	94	93	93	95	95	93	94
110	109	106	104	104	106	107	109	110	108	108	119
111	110	113	115	110	106	104	103	104	110	114	119
7,865	7,805	7,843	7,715	7,787	7,816	7,709	7,771	7,885	7,881	7,890	8,562

Jadual **1.3b** : Gaji dan Upah yang Dibayar Sektor Pembuatan Mengikut Subsektor: Perubahan Peratusan Tahunan
 Table **1.3b** : Salaries and Wages Paid of Manufacturing Sector by Sub-sector: Annual Percentage Change

Subsektor Sub-sector	2020	2021	2022	2021				2022				
				Q1	Q2	Q3	Q4	Q1	Q2	Q3	Q4	
1. Makanan, minuman dan tembakau Food, beverages and tobacco	1.2	2.2	6.6	-2.2	2.6	2.7	5.7	5.6	6.1	7.2	7.6	
10 Pembuatan produk makanan <i>Manufacture of food products</i>	2.3	2.6	6.7	-1.1	2.6	3.0	6.0	5.9	6.2	7.2	7.7	
11 Pembuatan minuman <i>Manufacture of beverages</i>	-12.5	-5.4	4.8	-16.6	-0.05	-2.8	0.5	1.0	5.5	6.8	5.8	
12 Pembuatan produk tembakau <i>Manufacture of tobacco products</i>	-27.6	-2.4	2.6	-18.7	16.7	1.7	0.4	0.8	1.8	3.9	3.9	
2. Tekstil, pakaian, kulit dan kasut Textiles, wearing apparel, leather and footwear	-12.0	-8.5	4.5	-17.9	-6.6	-8.0	0.4	2.9	4.2	6.6	4.4	
13 Pembuatan tekstil <i>Manufacture of textiles</i>	-2.9	-0.6	2.4	-4.9	3.3	-3.4	2.9	1.7	1.6	4.4	2.0	
14 Pembuatan pakaian <i>Manufacture of wearing apparel</i>	-17.0	-15.7	5.8	-26.8	-17.0	-13.1	-2.3	3.6	5.7	7.5	6.7	
15 Pembuatan produk kulit dan barangan berkaitan <i>Manufacture of leather and related products</i>	-12.1	-1.5	5.2	-12.3	8.2	-2.5	3.2	3.4	5.5	9.4	3.0	
3. Produk kayu, perabot, keluaran kertas dan percetakan Wood products, furniture, paper products and printing	-2.7	1.0	4.7	-2.8	3.2	-1.1	5.1	4.9	5.6	5.5	2.9	
16 Pembuatan kayu dan produk kayu dan gabus, kecuali perabot; pembuatan bagi artikel jerami dan bahan-bahan anyaman <i>Manufacture of wood and products of wood and cork, except furniture; manufacture of articles of straw and plaiting materials</i>	-3.7	1.5	5.0	-6.0	2.6	1.2	8.8	7.5	8.2	4.2	0.6	
17 Pembuatan kertas dan produk kertas <i>Manufacture of paper and paper products</i>	-5.8	0.7	4.1	-4.7	3.1	0.7	4.3	3.7	2.9	5.1	4.6	
18 Percetakan dan penerbitan semula media rakaman <i>Printing and reproduction of recorded media</i>	-2.8	-0.8	4.2	-4.1	2.3	-2.8	1.8	1.3	1.9	6.9	6.8	
31 Pembuatan perabot <i>Manufacture of furniture</i>	1.2	2.4	5.4	3.4	4.6	-3.3	5.2	6.6	8.7	6.1	0.6	
4. Petroleum, kimia, getah dan plastik Petroleum, chemical, rubber and plastic	1.3	4.8	3.1	3.8	9.4	4.4	1.9	1.2	2.0	4.4	4.6	
19 Pembuatan kok dan produk petroleum bertapis <i>Manufacture of coke and refined petroleum products</i>	-4.4	1.9	1.6	-3.1	6.4	5.2	0.6	1.9	1.9	2.1	0.7	
20 Pembuatan kimia dan produk kimia <i>Manufacture of chemicals and chemical products</i>	-8.4	0.2	2.7	-8.5	5.6	2.7	2.5	1.5	2.4	3.4	3.5	
21 Pembuatan produk farmaseutikal asas, kimia perubatan dan botani <i>Manufacture of basic pharmaceutical products and pharmaceutical preparations</i>	9.5	13.7	10.0	14.6	14.8	13.9	11.9	8.8	8.6	10.3	11.8	
22 Pembuatan produk getah dan plastik <i>Manufacture of rubber and plastics products</i>	8.2	7.3	3.1	12.9	11.5	4.6	1.3	0.5	1.5	4.9	5.6	
5. Produk mineral bukan logam, logam asas dan produk logam yang direka Non-metallic mineral products, basic metal and fabricated metal products	-1.8	2.1	4.0	-0.3	4.5	-0.2	4.4	3.6	4.7	5.6	2.2	
23 Pembuatan produk galian bukan logam lain <i>Manufacture of other non-metallic mineral products</i>	-1.6	1.6	6.2	-3.5	5.1	1.1	4.1	4.1	5.3	9.1	6.2	
24 Pembuatan logam asas <i>Manufacture of basic metals</i>	-7.6	1.5	3.3	-3.8	4.2	-0.1	6.2	4.8	4.4	4.0	0.1	
25 Pembuatan produk logam, kecuali mesin dan kelengkapan <i>Manufacture of fabricated metal products, except machinery and equipment</i>	2.7	2.9	2.8	5.2	4.3	-1.4	3.4	2.3	4.5	4.0	0.5	
6. Produk elektrik dan elektronik Electrical and electronic products	-0.2	4.6	7.4	0.2	7.4	4.2	6.9	6.1	7.5	9.1	7.0	
26 Pembuatan komputer, produk elektronik dan optikal <i>Manufacture of computer, electronics and optical products</i>	-0.6	5.5	9.3	-1.3	8.7	5.8	9.3	8.2	9.4	11.0	8.8	
27 Pembuatan kelengkapan elektrik <i>Manufacture of electrical equipment</i>	2.9	2.2	2.8	3.3	3.0	1.1	1.5	1.7	3.3	4.5	1.6	
28 Pembuatan jentera dan peralatan t.t.t.l. <i>Manufacture of machinery and equipment n.e.c.</i>	-1.2	3.0	3.1	4.4	5.8	0.2	1.8	1.2	3.0	4.9	3.3	
7. Kelengkapan pengangkutan dan pembuatan lain Transport equipment and other manufactures	-7.4	1.0	4.2	-5.5	6.4	0.3	3.9	2.5	5.1	7.0	2.6	
29 Pembuatan kenderaan bermotor, treler dan semi treler <i>Manufacture of motor vehicles, trailers and semi-trailers</i>	-9.0	-0.2	3.4	-7.8	7.5	-1.5	2.1	0.8	3.6	7.3	2.1	
30 Pembuatan kelengkapan pengangkutan lain <i>Manufacture of other transport equipment</i>	-12.7	-0.5	4.2	-9.1	7.9	-0.5	1.6	0.5	4.5	8.4	3.9	
32 Pembuatan lain <i>Other manufacturing</i>	3.9	5.6	6.1	3.9	3.7	4.6	9.9	7.8	8.1	7.5	1.5	
33 Pembaikan dan pemasangan jentera dan kelengkapan <i>Repair and installation of machinery and equipment</i>	-7.2	1.6	4.7	-3.9	4.4	1.7	4.7	3.7	7.1	4.6	3.6	
Pembuatan												
	Jumlah											
	Total	-1.1	3.0	5.2	-0.6	6.0	2.3	4.7	4.1	5.2	6.7	5.0

(%)

2021	2022	2021												2022											
(Jan. - Dis.)	(Jan. - Dis.)	Jan.	Feb.	Mac.	Apr.	Mei.	Jun.	Jul.	Ogo.	Sep.	Okt.	Nov.	Dis.	Jan.	Feb.	Mac.	Apr.	Mei.	Jun.	Jul.	Ogo.	Sep.	Okt.	Nov.	Dis.
2.2	6.6	-3.6	-3.3	0.5	2.5	2.6	2.5	4.0	0.3	3.9	5.4	5.8	5.9	5.9	5.4	5.5	4.4	5.7	8.3	6.4	9.4	5.8	6.0	7.0	9.7
2.6	6.7	-2.6	-2.3	1.5	2.6	2.7	2.6	4.5	0.5	4.1	5.7	6.1	6.3	6.2	5.6	5.8	4.5	5.8	8.3	6.3	9.5	5.9	6.1	7.1	9.8
-5.4	4.8	-18.1	-17.6	-14.0	-0.1	0.2	-0.2	-5.6	-3.2	0.4	0.6	0.8	0.1	0.0	2.0	1.2	2.5	5.6	8.9	8.8	7.0	4.8	5.1	4.7	7.5
-2.4	2.6	-20.5	-17.1	-18.7	17.9	17.6	14.5	2.3	1.2	1.5	0.2	0.1	0.9	1.3	0.9	0.3	0.5	0.2	4.8	4.9	4.6	2.3	2.6	4.4	4.6
-8.5	4.5	-18.0	-17.9	-17.7	0.5	-4.2	-15.5	-11.2	-6.5	-6.4	-4.6	2.6	2.9	2.8	3.2	2.7	2.0	2.0	8.9	6.4	5.8	7.7	5.9	3.8	3.6
-0.6	2.4	-6.8	-4.2	-3.7	10.5	4.9	-4.4	-4.3	-3.4	-2.4	0.5	3.8	4.4	2.4	2.0	0.8	0.6	0.4	3.9	4.1	3.7	5.2	3.2	2.3	0.7
-15.7	5.8	-25.9	-27.3	-27.2	-9.9	-14.8	-26.1	-16.3	-10.8	-11.9	-11.0	1.5	2.1	3.1	3.8	3.9	2.7	2.4	13.1	6.5	6.4	9.5	9.2	5.5	5.6
-1.5	5.2	-11.9	-12.8	-12.2	16.0	15.2	-5.1	-9.9	0.2	2.1	3.7	3.5	2.5	2.8	4.0	3.4	3.2	4.4	9.1	11.5	8.6	8.2	2.9	2.0	3.9
1.0	4.7	-3.2	-3.2	-2.1	8.0	3.8	-2.1	-3.7	-2.2	2.6	4.0	6.0	5.4	5.1	5.2	4.5	4.5	5.0	7.3	7.2	6.7	2.9	3.0	2.6	3.1
1.5	5.0	-5.6	-7.6	-4.6	9.2	3.4	-4.1	-2.3	0.9	4.9	7.4	9.9	9.0	7.6	7.9	7.1	7.0	7.9	9.9	6.8	5.8	0.3	0.5	0.3	1.1
0.7	4.1	-5.0	-4.8	-4.3	5.5	3.1	0.8	-0.8	0.5	2.3	3.2	5.5	4.2	4.0	5.9	1.3	1.2	3.0	4.4	6.1	5.8	3.5	3.3	2.7	7.7
-0.8	4.2	-5.5	-3.6	-3.2	4.0	3.2	-0.4	-2.9	-2.5	-2.9	0.4	2.2	2.6	1.6	1.3	1.0	0.5	0.6	4.7	6.0	5.8	9.1	9.3	8.6	3.0
2.4	5.4	3.2	3.4	3.6	13.4	5.5	-3.9	-8.2	-7.1	5.2	4.4	5.7	5.4	6.7	5.2	7.9	8.5	7.9	9.6	9.8	9.3	0.2	0.3	0.1	1.4
4.8	3.1	3.0	3.3	4.9	11.4	9.1	8.0	5.8	4.7	2.9	2.9	1.5	1.3	1.1	1.1	1.5	2.3	2.4	1.4	4.6	4.7	3.8	3.8	4.8	5.2
1.9	1.6	-4.9	-2.4	-2.1	3.9	5.8	9.5	5.3	5.4	4.9	1.0	0.6	0.4	0.2	2.5	2.7	2.5	3.1	0.2	2.5	3.9	0.2	0.3	0.4	1.2
0.2	2.7	-9.8	-8.7	-7.1	7.8	5.1	4.1	3.5	2.9	1.7	3.8	2.0	1.8	1.8	1.3	1.6	2.9	3.5	1.0	4.7	4.0	1.5	3.1	3.3	4.1
13.7	10.0	13.9	14.6	15.3	15.7	15.3	13.3	13.4	14.6	13.6	15.1	9.9	10.8	10.5	7.8	8.2	8.3	8.5	9.1	9.9	10.0	11.0	11.7	12.3	11.6
7.3	3.1	12.7	11.9	14.1	14.3	11.2	9.3	6.5	4.8	2.5	2.3	1.0	0.6	0.4	0.3	0.7	1.6	1.5	1.4	4.6	4.8	5.1	4.4	6.0	6.3
2.1	4.0	-0.3	-2.1	1.6	9.4	5.0	-0.5	-2.4	-2.2	3.9	4.7	3.9	4.7	4.1	3.5	3.1	3.3	3.9	7.0	7.2	7.1	2.7	2.4	2.1	2.0
1.6	6.2	-3.8	-5.3	-1.2	9.8	6.5	-0.7	-0.5	0.1	3.8	4.6	2.4	5.4	4.6	3.9	3.8	3.4	3.6	8.9	9.8	9.5	8.1	7.5	5.8	5.4
1.5	3.3	-5.2	-5.8	-0.2	8.9	3.6	0.2	-2.5	-2.5	4.6	5.6	6.9	6.1	5.7	6.2	2.4	4.1	4.1	5.1	6.0	5.7	0.5	0.2	0.1	0.1
2.9	2.8	6.6	3.5	5.5	9.3	4.8	-0.8	-3.9	-3.8	3.5	4.1	3.0	3.1	2.6	1.3	3.0	2.8	4.1	6.8	5.9	6.2	0.2	0.1	0.7	0.8
4.6	7.4	-0.6	0.3	1.0	8.0	7.7	6.5	2.7	4.5	5.3	5.7	7.3	7.7	5.6	5.5	7.3	7.3	7.5	7.8	9.1	9.3	8.9	7.2	6.7	7.1
5.5	9.3	-2.7	-0.8	-0.2	8.5	8.6	9.0	4.4	5.9	7.1	7.7	9.6	10.5	7.4	7.3	9.8	8.9	9.5	9.7	10.9	11.2	10.8	8.6	8.8	9.0
2.2	2.8	5.6	1.6	2.8	3.4	3.6	2.0	0.1	1.2	2.0	1.6	1.0	1.8	0.8	1.6	2.9	4.2	2.8	3.0	4.7	4.8	4.2	2.7	1.8	0.5
3.0	3.1	3.9	4.0	5.2	10.0	7.6	0.0	-1.9	1.7	0.8	1.1	3.2	1.2	2.0	1.1	0.3	2.8	2.9	3.2	5.1	5.2	4.6	4.7	1.4	4.0
1.0	4.2	-7.0	-6.6	-2.9	9.1	9.2	0.9	-1.0	-0.7	2.4	4.5	4.4	2.7	2.5	2.2	2.7	2.7	4.7	8.1	8.4	8.3	4.5	2.9	1.4	3.3
-0.2	3.4	-8.7	-8.3	-6.5	10.4	11.6	0.9	-2.4	-2.9	0.6	3.5	2.8	0.3	0.5	0.6	1.3	0.6	3.2	7.4	9.1	9.2	3.8	2.6	1.0	2.8
-0.5	4.2	-12.7	-12.0	-2.5	13.2	9.7	0.8	-1.7	-1.4	1.5	3.3	1.2	0.2	0.0	0.7	0.9	1.3	3.8	8.7	9.1	9.3	7.0	5.6	1.7	4.4
5.6	6.1	3.6	3.7	4.3	5.9	4.4	1.0	2.2	4.4	7.2	9.4	9.8	10.5	9.4	7.2	6.8	7.4	8.3	8.4	8.4	8.5	5.5	2.1	1.9	0.6
1.61	4.7	-6.2	-5.5	0.2	5.0	7.1	1.1	0.4	1.1	3.7	3.7	6.5	3.9	3.6	3.3	4.2	5.4	6.4	9.6	5.7	4.6	3.3	2.0	1.9	6.9
3.0	5.2	-1.4	-1.3	0.8	8.2	6.4	3.5	1.5	1.7	3.6	4.4	4.8	4.9	4.1	3.9	4.4	4.5	5.0	6.2	7.1	7.5	5.4	4.8	4.7	5.4

Jadual **1.3c** : Gaji dan Upah yang Dibayar Sektor Pembuatan Mengikut Subsektor: Perubahan Peratusan Bulanan/Suku Tahunan
 Table **1.3c** : Salaries and Wages Paid of Manufacturing Sector by Sub-sector: Monthly/Quarterly Percentage Change

Subsektor Sub-sector	2021				2022				Jan.	Feb.	Mac	
	Q1	Q2	Q3	Q4	Q1	Q2	Q3	Q4				
1. Makanan, minuman dan tembakau	1.5	0.2	-0.3	4.3	1.4	0.7	0.7	4.7	-2.1	-0.6	1.2	
Food, beverages and tobacco												
10 Pembuatan produk makanan <i>Manufacture of food products</i>	1.8	0.7	-0.3	3.7	1.6	1.0	0.7	4.3	-1.7	-0.6	1.5	
11 Pembuatan minuman <i>Manufacture of beverages</i>	-3.0	-7.3	-1.1	12.9	-2.4	-3.2	0.1	11.9	-7.0	-0.9	-4.0	
12 Pembuatan produk tembakau <i>Manufacture of tobacco products</i>	-0.1	-15.7	-1.5	21.1	0.3	-14.9	0.5	21.1	-16.7	7.1	-4.4	
2. Tekstil, pakaian, kulit dan kasut	-2.7	-4.9	-1.5	10.2	-0.3	-3.7	0.8	7.8	-3.3	-4.7	-0.1	
Textiles, wearing apparel, leather and footwear												
13 Pembuatan tekstil <i>Manufacture of textiles</i>	-1.6	-1.1	-0.5	6.2	-2.7	-1.2	2.2	3.8	-2.1	-1.2	-0.2	
14 Pembuatan pakaian <i>Manufacture of wearing apparel</i>	-4.6	-7.5	-1.3	12.1	1.2	-5.6	0.4	11.3	-5.3	-7.7	0.02	
15 Pembuatan produk kulit dan barangan berkaitan <i>Manufacture of leather and related products</i>	0.6	-5.4	-4.4	13.5	0.8	-3.5	-0.9	6.9	0.5	-2.9	-0.3	
3. Produk kayu, perabot, keluaran kertas dan percetakan	2.2	-3.1	-0.5	6.8	1.9	-2.5	-0.5	4.1	0.4	-1.7	0.1	
Wood products, furniture, paper products and printing												
16 Pembuatan kayu dan produk kayu dan gabus, kecuali perabot; pembuatan bagi artikel jerami dan bahan-bahan anyaman <i>Manufacture of wood and products of wood and cork, except furniture; manufacture of articles of straw and plaiting materials</i>	0.6	-3.1	5.2	6.1	-0.6	-2.5	1.3	2.5	0.7	-2.0	-0.6	
17 Pembuatan kertas dan produk kertas <i>Manufacture of paper and paper products</i>	1.8	-0.6	-1.4	4.6	1.2	-1.5	0.7	4.1	0.2	0.2	2.6	
18 Percetakan dan penerbitan semula media rakaman <i>Printing and reproduction of recorded media</i>	5.8	-1.9	-7.7	6.2	5.3	-1.3	-3.2	6.1	-0.3	-4.4	2.3	
31 Pembuatan perabot <i>Manufacture of furniture</i>	0.9	-6.3	1.4	9.7	2.2	-4.4	-1.0	4.0	0.9	-0.5	-3.1	
4. Petroleum, kimia, getah dan plastik	0.2	2.1	-0.3	-0.1	-0.4	2.9	1.9	0.2	-4.4	-1.2	5.4	
Petroleum, chemical, rubber and plastic												
19 Pembuatan kok dan produk petroleum bertapis <i>Manufacture of coke and refined petroleum products</i>	-0.03	-15.4	8.2	9.9	1.2	-15.4	8.5	8.3	-10.6	-2.9	16.6	
20 Pembuatan kimia dan produk kimia <i>Manufacture of chemicals and chemical products</i>	4.9	-5.0	0.7	2.2	3.9	-4.2	1.6	2.3	-3.4	0.9	3.5	
21 Pembuatan produk farmaseutikal asas, kimia perubatan dan botani <i>Manufacture of basic pharmaceutical products and pharmaceutical preparations</i>	-1.9	8.9	1.7	3.0	-4.5	8.7	3.3	4.4	-10.1	0.2	-0.4	
22 Pembuatan produk getah dan plastik <i>Manufacture of rubber and plastics products</i>	-1.9	9.3	-2.4	-3.2	-2.7	10.4	0.9	-2.6	-3.1	-2.0	4.4	
5. Produk mineral bukan logam, logam asas dan produk logam yang direka	2.0	-3.7	-1.7	8.2	1.2	-2.7	-0.9	4.7	-1.2	-2.1	1.0	
Non-metallic mineral products, basic metal and fabricated metal products												
23 Pembuatan produk galian bukan logam lain <i>Manufacture of other non-metallic mineral products</i>	0.5	0.9	-3.0	5.9	0.4	2.0	0.5	3.1	-1.1	-2.1	3.3	
24 Pembuatan logam asas <i>Manufacture of basic metals</i>	4.6	-5.5	-2.7	10.5	3.2	-5.8	-3.1	6.4	-1.9	-2.2	2.9	
25 Pembuatan produk logam, kecuali mesin dan kelengkapan <i>Manufacture of fabricated metal products, except machinery and equipment</i>	1.3	-6.0	0.1	8.4	0.3	-3.9	-0.4	4.8	-0.7	-2.0	-2.0	
6. Produk elektrik dan elektronik	4.0	-3.8	-1.3	8.3	3.2	-2.5	0.1	6.2	-1.9	0.7	-4.4	
Electrical and electronic products												
26 Pembuatan komputer, produk elektronik dan optikal <i>Manufacture of computer, electronics and optical products</i>	5.5	-2.6	-2.5	9.2	4.4	-1.6	-1.1	7.1	-1.6	1.7	-3.6	
27 Pembuatan kelengkapan elektrik <i>Manufacture of electrical equipment</i>	-0.4	-6.8	4.6	4.4	-0.1	-5.3	5.8	1.5	-2.0	-3.5	-5.4	
28 Pembuatan jentera dan peralatan t.t.t.l. <i>Manufacture of machinery and equipment n.e.c.</i>	1.6	-6.4	-0.7	7.8	1.0	-4.7	1.2	6.1	-3.0	-0.01	-6.9	
7. Kelengkapan pengangkutan dan pembuatan lain	1.5	-2.4	-4.1	9.2	0.1	0.2	-2.3	4.7	-4.7	1.5	-0.9	
Transport equipment and other manufactures												
29 Pembuatan kenderaan bermotor, treler dan semi treler <i>Manufacture of motor vehicles, trailers and semi-trailers</i>	-0.2	-0.8	-6.4	10.3	-1.6	2.0	-3.1	5.0	-8.1	2.4	-3.8	
30 Pembuatan kelengkapan pengangkutan lain <i>Manufacture of other transport equipment</i>	7.8	-3.9	-6.2	4.6	6.7	-0.2	-2.6	0.2	2.7	2.3	7.1	
32 Pembuatan lain <i>Other manufacturing</i>	0.4	-3.6	4.2	8.9	-1.6	-3.3	3.7	2.9	-6.2	0.7	-2.3	
33 Pembaikan dan pemasangan jentera dan kelengkapan <i>Repair and installation of machinery and equipment</i>	2.0	-4.0	-3.5	10.8	1.0	-0.9	-5.8	9.8	0.5	-0.7	1.4	
Pembuatan	Jumlah											
	Total	2.0	-1.9	-1.2	5.8	1.4	-0.8	0.2	4.1	-2.4	-0.6	0.03

(%)

2021												2022									
Apr.	Mei	Jun	Jul.	Ogo.	Sep.	Okt.	Nov.	Dis.	Jan.	Feb.	Mac	Apr.	Mei	Jun	Jul.	Ogo.	Sep.	Okt.	Nov.	Dis.	
0.7	-0.6	-1.8	1.7	-3.3	5.1	-0.1	0.3	5.8	-2.2	-1.0	1.2	-0.4	0.7	0.6	-0.1	-0.7	1.7	0.1	1.2	8.4	
0.7	-0.3	-1.7	1.8	-3.7	4.9	-0.1	0.1	5.6	-1.8	-1.2	1.6	-0.5	0.9	0.7	-0.01	-0.8	1.4	0.1	1.0	8.3	
1.4	-6.6	-4.1	-1.0	3.3	8.9	-0.3	5.6	6.5	-7.2	1.1	-4.7	2.6	-3.8	-1.0	-1.1	1.6	6.6	-0.04	5.2	9.4	
-14.0	0.3	-4.2	-0.1	-3.4	11.1	4.4	0.4	27.3	-16.4	6.7	-5.0	-13.9	0.02	0.2	-0.01	-3.7	8.7	4.7	2.2	27.6	
-0.4	0.8	-10.2	4.1	1.5	1.2	1.6	6.9	6.5	-3.4	-4.3	-0.6	-1.0	0.7	-4.1	1.8	0.9	3.1	-0.1	4.8	6.4	
-0.9	2.6	-4.0	0.7	0.6	0.9	2.5	2.6	3.1	-3.9	-1.7	-1.4	-1.0	2.4	-0.7	0.9	0.2	2.3	0.5	1.7	1.5	
0.04	0.5	-15.8	11.2	-0.4	0.2	-0.4	12.7	10.9	-4.4	-7.0	0.1	-1.1	0.1	-7.0	4.7	-0.6	3.1	-0.6	8.9	11.0	
-0.4	-2.2	-7.3	-6.5	9.8	5.1	5.2	1.3	1.5	0.9	-1.8	-0.8	-0.7	-1.1	-3.1	-4.4	6.9	4.7	0.05	0.5	3.3	
-1.6	0.01	-3.2	-0.6	1.0	5.0	0.7	1.3	4.1	0.1	-1.6	-0.5	-1.6	0.5	-1.1	-0.7	0.5	1.3	0.8	1.0	4.5	
-0.7	-0.6	-3.3	4.5	1.3	6.5	0.3	0.4	2.3	-0.6	-1.7	-1.4	-0.7	0.2	-1.4	1.6	0.4	1.1	0.4	0.3	3.0	
-0.8	-2.5	0.0	-2.5	1.1	3.8	0.9	1.1	0.2	-0.05	2.1	-1.9	-0.8	-0.8	1.4	-1.0	0.8	1.6	0.7	0.4	5.2	
-1.6	1.8	-4.3	-3.9	0.4	-5.8	3.0	4.4	12.4	-1.2	-4.7	2.0	-2.1	1.9	-0.4	-2.7	0.2	-2.9	3.2	3.8	6.6	
-3.3	1.1	-4.7	-1.2	1.0	14.4	-0.7	0.1	2.4	2.1	-1.9	-0.5	-2.8	0.5	-3.2	-1.0	0.5	4.9	-0.5	-0.1	3.7	
-3.1	1.7	3.2	-3.5	0.5	0.6	-1.0	-2.4	6.1	-4.6	-1.2	5.8	-2.4	1.8	2.2	-0.4	0.6	-0.3	-1.0	-1.4	6.5	
-24.9	-0.8	10.5	-2.6	-0.6	14.3	-0.6	-4.8	15.1	-10.8	-0.7	16.9	-25.1	-0.1	7.4	-0.4	0.9	10.2	-0.5	-4.8	16.1	
-6.9	-3.4	5.3	-1.4	-1.1	1.5	-1.4	-0.2	9.4	-3.4	0.3	3.8	-5.8	-2.8	2.8	2.2	-1.6	-1.0	0.2	0.0	10.2	
12.6	-4.7	0.2	1.5	3.4	-1.7	1.7	-5.6	15.9	-10.3	-2.3	-0.03	12.7	-4.5	0.7	2.3	3.5	-0.8	2.3	-5.1	15.2	
3.1	5.0	1.3	-4.8	1.2	-2.1	-1.2	-2.7	2.1	-3.3	-2.1	4.8	4.0	4.8	1.2	-1.8	1.4	-1.8	-1.8	-1.2	2.4	
-2.7	0.6	-4.2	-1.2	-0.04	6.6	0.9	1.0	6.6	-1.7	-2.7	0.6	-2.4	1.2	-1.4	-1.0	-0.1	2.3	0.6	0.7	6.4	
0.2	1.7	-5.4	-0.7	-0.8	4.1	0.9	1.7	4.0	-1.9	-2.8	3.2	-0.2	1.9	-0.6	0.1	-1.1	2.8	0.3	0.1	3.6	
-5.3	-0.6	-2.9	-3.7	1.0	7.6	1.0	0.5	10.8	-2.2	-1.8	-0.8	-3.7	-0.6	-1.9	-2.8	0.6	2.3	0.6	0.5	10.8	
-3.1	0.6	-4.2	0.3	-0.2	7.9	0.8	0.8	5.4	-1.2	-3.3	-0.4	-3.3	1.9	-1.7	-0.5	0.2	1.8	0.7	1.4	5.6	
-1.9	1.0	0.6	-4.1	1.9	2.7	1.4	0.3	12.1	-3.9	0.7	-2.8	-1.9	1.2	0.8	-2.9	2.1	2.4	-0.2	-0.2	12.5	
-0.7	-0.6	1.0	-5.3	1.8	3.5	1.5	0.2	13.1	-4.3	1.7	-1.4	-1.5	-0.1	1.2	-4.2	2.0	3.2	-0.4	0.4	13.3	
-9.6	11.4	2.0	-1.6	1.8	0.4	0.7	-0.7	10.2	-3.0	-2.7	-4.2	-8.4	9.9	2.2	0.04	1.9	-0.2	-0.7	-1.6	8.8	
-0.8	-0.1	-2.5	-1.2	2.5	1.6	1.4	1.7	9.4	-2.3	-0.9	-7.6	1.6	-0.002	-2.2	0.6	2.7	1.0	1.5	-1.5	12.2	
1.5	-3.8	-3.6	-2.6	1.1	4.6	2.4	1.8	6.1	-4.9	1.2	-0.4	1.4	-1.9	-0.5	-2.4	1.0	0.9	0.8	0.4	8.1	
5.2	-4.5	-3.4	-5.6	1.8	5.8	1.6	1.4	8.9	-7.9	2.5	-3.0	4.5	-2.1	0.6	-4.1	1.9	0.5	0.5	-0.1	10.8	
-4.9	-2.6	-7.4	-1.2	-1.3	5.3	1.1	1.0	-1.1	2.5	3.0	7.3	-4.5	-0.2	-3.1	-0.8	-1.1	3.1	-0.2	-2.7	1.6	
-2.5	-0.6	1.8	0.4	2.4	3.5	1.1	0.9	11.8	-7.1	-1.3	-2.6	-1.9	0.2	2.0	0.4	2.4	0.6	-2.2	0.6	10.4	
1.1	-5.7	-6.0	1.9	0.2	1.7	6.8	4.2	-0.9	0.2	-1.1	2.3	2.3	-4.8	-3.3	-1.6	-0.8	0.4	5.5	4.0	4.0	
-1.7	0.4	-0.7	-2.2	0.5	3.4	0.6	0.2	7.8	-3.2	-0.8	0.5	-1.6	0.9	0.4	-1.4	0.8	1.5	-0.05	0.1	8.5	

Jadual Table **1.4a** : Nilai Jualan Sektor Pembuatan Mengikut Kumpulan
: Sales Value of Manufacturing Sector by Group

Kod Kumpulan Group code	Keterangan Kumpulan/Tempoh	2020	2021	2022	2021				2022			
					Q1	Q2	Q3	Q4	Q1	Q2	Q3	Q4
101	Pemprosesan dan pengawetan daging	7,249	7,877	8,809	1,849	1,861	2,039	2,128	2,135	2,179	2,212	2,282
102	Pemprosesan dan pengawetan ikan, krustasea dan moluska	6,230	6,281	5,714	1,678	1,613	1,445	1,544	1,435	1,434	1,405	1,440
	10201 Pengetinan ikan, krustasea dan moluska &											
	10202 Pemprosesan dan pengawetan ikan, krustasea dan moluska	5,934	5,970	5,391	1,597	1,542	1,373	1,459	1,354	1,359	1,324	1,353
	Industri lain	295	311	323	81	71	73	85	80	75	81	87
103	Pemprosesan dan pengawetan buah-buahan dan sayur - sayuran	1,799	1,779	1,808	521	459	379	419	445	441	453	469
	10303 Pengetinan nanas &	347	364	357	118	86	78	82	75	77	99	104
	10304 Pembuatan jem, marmalad dan sajian jeli Industri lain	1,452	1,415	1,451	403	373	301	338	369	364	354	365
104	Pembuatan minyak dan lemak daripada sayuran dan haiwan	147,991	168,492	190,130	30,600	45,231	45,276	47,386	37,522	53,117	49,670	49,822
	10404 Pembuatan minyak sayuran mentah dan bertapis &	13,747	17,088	20,492	3,785	4,367	4,748	4,188	4,070	5,239	5,949	5,234
	10406 Pembuatan sebatian lemak masakan											
	10405 Pembuatan minyak kelapa Industri lain	1,220	1,143	1,536	345	244	232	321	372	359	410	395
		133,024	150,261	168,102	26,470	40,620	40,295	42,876	33,080	47,518	43,311	44,193
105	Pembuatan produk tenusu	10,056	10,805	12,117	2,585	2,700	2,689	2,831	2,942	3,036	3,090	3,049
	10502 Pembuatan susu pekat, tepung dan sejat Industri lain	9,330	10,000	11,313	2,371	2,499	2,498	2,632	2,739	2,842	2,880	2,852
		726	805	804	214	201	190	199	203	194	210	197
106	Pembuatan produk bijian, kanji dan produk berkanji	7,342	8,695	10,613	2,021	2,227	2,134	2,313	2,516	2,775	2,606	2,716
	10611 Pengilangan beras	3,207	3,920	5,201	787	1,049	1,002	1,082	1,189	1,403	1,300	1,308
	10613 Pengilangan tepung Industri lain	3,811	4,453	5,075	1,150	1,104	1,056	1,144	1,248	1,291	1,225	1,312
		324	322	336	84	75	76	87	78	81	81	97
107	Pembuatan produk makanan lain	47,410	53,256	58,413	13,437	13,193	12,950	13,676	14,013	14,682	14,869	14,849
	10711 Pembuatan biskut dan cookies	2,140	2,234	3,287	567	524	467	676	797	846	797	847
	10712 Pembuatan roti, kek dan produk bakeri lain	11,633	12,375	12,482	3,204	3,193	3,123	2,854	2,875	3,258	3,255	3,094
	10713 Pembuatan produk snek	2,385	2,342	2,830	586	575	526	656	692	723	684	732
	10721 Pembuatan gula	4,585	5,502	5,200	1,385	1,300	1,333	1,484	1,370	1,298	1,252	1,279
	10731 Pembuatan produk koko	3,697	3,401	3,402	926	831	792	853	864	807	847	885
	10732 Pembuatan coklat dan produk coklat &	10,041	12,588	14,094	3,111	3,214	3,081	3,182	3,382	3,618	3,606	3,488
	10733 Pembuatan konfeksi gula											
	10793 Pembuatan sos dan bahan perasa	1,901	2,187	2,267	542	529	494	622	590	561	539	578
	10799 Pembuatan produk makanan lain t.t.t.l. Industri lain	4,009	4,801	6,300	1,140	1,129	1,236	1,296	1,433	1,497	1,652	1,718
		7,018	7,825	8,552	1,976	1,896	1,898	2,054	2,011	2,074	2,238	2,228
108/10800	Pembuatan makanan haiwan tersedia	11,360	13,164	16,492	2,545	3,454	3,607	3,558	3,619	4,298	4,347	4,228
110	Pembuatan minuman ringan	9,487	10,629	12,717	3,009	2,325	2,276	3,019	3,198	3,034	3,237	3,248
	11041 Pembuatan minuman ringan	5,031	6,267	6,725	1,580	1,363	1,600	1,724	1,739	1,564	1,650	1,772
	11042 Pengeluaran air mineral semulajadi dan minuman lain yang dibotolkan Industri lain	1,082	1,321	1,350	336	312	338	336	347	334	345	324
		3,375	3,040	4,643	1,093	650	338	959	1,113	1,137	1,242	1,151
120/12000	Pembuatan produk tembakau	3,060	2,940	3,410	973	594	266	1,108	1,018	785	681	926
131	Pemintalan, penununan dan penyiapan tekstil	5,369	6,132	6,520	1,559	1,633	1,333	1,608	1,679	1,629	1,586	1,626
	13110 Penyediaan dan pemintalan gentian tekstil &	3,922	4,500	4,842	1,161	1,278	921	1,140	1,254	1,202	1,171	1,215
	13120 Penununan tekstil											
	13132 Pewarnaan, pelunturan, percetakan dan penyiapan akhir benang dan fabrik Industri lain	1,391	1,570	1,625	386	343	391	450	412	413	401	399
		57	62	53	12	12	20	18	14	13	14	12
139	Pembuatan tekstil lain	3,498	4,595	5,132	1,034	1,046	1,210	1,306	1,279	1,272	1,260	1,321
	13910 Pembuatan fabrik dikait dan dikrusye Industri lain	1,917	2,240	2,306	540	524	561	615	587	574	559	586
		1,581	2,356	2,825	495	522	649	690	692	698	701	735
141	Pembuatan pakaian, kecuali pakaian berbulu	8,372	8,631	8,945	2,278	1,953	2,019	2,381	2,353	2,118	2,124	2,350
	14102 Pembuatan pakaian Industri lain	7,486	7,689	7,847	1,993	1,745	1,848	2,103	2,041	1,843	1,881	2,081
		885	942	1,098	286	208	171	278	312	275	242	269
142 & 143	Pembuatan artikel daripada kulit bulu dan pakaian yang dikait dan dikrusye	400	405	408	112	104	78	111	103	92	100	112
151 (15110 & 15120)	Penyamakan dan pembersihan kulit, pembuatan bagasi, beg tangan, pelana dan abah-abah pembersihan dan pewarnaan bulu	1,425	1,440	1,857	409	294	269	468	477	387	441	551
152	Pembuatan kasut	752	750	781	247	169	139	194	202	181	189	209
	15201 Pembuatan kasut kulit &	464	444	498	151	95	77	121	122	108	129	140
	15203 Pembuatan kasut getah Industri lain	288	306	282	97	74	62	74	81	73	60	69
161/16100	Pengilangan dan pengetaman kayu	5,600	5,885	6,672	1,759	1,126	1,227	1,773	1,933	1,334	1,581	1,825

2021	2022	2021									Group Description/Period
(Jan. - Dis.)	(Jan. - Dis.)	Jan.	Feb.	Mar.	Apr.	Mei	Jun	Jul.	Ogo.	Sep.	
7,877	8,809	651	602	597	591	629	640	625	713	701	Processing and preserving of meat
6,281	5,714	578	537	564	553	514	546	479	488	479	Processing and preserving of fish, crustaceans and molluscs
											Canning of fish, crustaceans and molluscs
5,970	5,391	550	510	537	530	490	522	455	464	454	Processing, curing and preserving of fish, crustacean and molluscs
311	323	28	27	27	24	24	24	24	24	25	Other industry
1,779	1,808	177	170	174	171	146	141	129	124	126	Processing and preserving of fruits and vegetable
											Pineapple canning
364	357	34	45	38	37	26	23	24	28	27	Manufacture of jams, marmalades and table jellies
1,415	1,451	142	125	136	134	120	119	105	97	99	Other industry
168,492	190,130	10,455	10,195	9,949	14,407	14,498	16,326	14,220	14,187	16,869	Manufacture of vegetable and animal oils and fats
											Manufacture of crude and refined vegetable oil
17,088	20,492	1,244	1,224	1,317	1,452	1,457	1,458	1,483	1,477	1,788	Manufacture of compound cooking fats
1,143	1,536	120	113	111	87	96	61	74	80	78	Manufacture of coconut oil
150,261	168,102	9,091	8,858	8,521	12,868	12,945	14,807	12,662	12,630	15,003	Other industry
10,805	12,117	864	850	871	901	876	923	836	929	924	Manufacture of dairy products
10,000	11,313	793	778	799	832	810	857	775	867	857	Manufacture of condensed, powdered and evaporated milk
805	804	70	72	72	69	66	66	61	62	67	Other industry
8,695	10,613	648	662	711	760	707	760	685	689	760	Manufacture of grain mill products, starches and starch products
3,920	5,201	250	265	272	351	339	358	313	316	374	Rice milling
4,453	5,075	371	367	412	383	344	377	350	347	359	Flour milling
322	336	27	30	27	26	23	25	23	25	28	Other industry
53,256	58,413	4,327	4,560	4,551	4,515	4,179	4,498	4,265	4,256	4,430	Manufacture of other food products
2,234	3,287	189	180	198	234	147	144	151	153	163	Manufacture of biscuits and cookies
12,375	12,482	981	1,256	968	1,001	1,042	1,150	1,050	1,079	994	Manufacture of bread, cakes and other bakery products
2,342	2,830	195	189	201	211	183	181	155	168	202	Manufacture of snack products
5,502	5,200	423	481	481	466	383	452	433	404	496	Manufacture of sugar
3,401	3,402	317	327	282	289	275	266	260	266	266	Manufacture of cocoa products
											Manufacture of chocolate and chocolate products
12,588	14,094	1,026	948	1,137	1,132	1,021	1,061	1,038	1,009	1,034	Manufacture of sugar confectionery
2,187	2,267	188	180	175	179	177	172	155	161	178	Manufacture of sauces and condiments
4,801	6,300	363	374	403	377	369	383	396	412	429	Manufacture of other food products n.e.c.
7,825	8,552	646	625	706	627	583	687	626	604	668	Other industry
13,164	16,492	774	784	987	1,134	1,155	1,164	1,217	1,198	1,193	Manufacture of prepared animal feeds
10,629	12,717	979	981	1,049	1,004	821	499	578	790	908	Manufacture of beverages
6,267	6,725	519	520	541	544	413	406	470	637	494	Manufacture of soft drinks
1,321	1,350	100	113	123	124	96	92	105	121	112	Production of natural mineral waters and other bottled waters
3,040	4,643	360	347	386	336	312	2	3	33	303	Other industry
2,940	3,410	320	301	352	284	237	72	77	54	135	Manufacture of tobacco products
6,132	6,520	515	509	536	536	523	575	463	434	435	Spinning, weaving and finishing of textiles
											Preparation and spinning of textile fibres
4,500	4,842	382	382	397	416	421	441	323	314	284	Weaving of textiles
1,570	1,625	127	124	135	116	98	130	136	111	144	Dyeing, bleaching, printing and finishing of yarns and fabrics
62	53	5	4	4	4	4	4	4	9	7	Other industry
4,595	5,132	344	326	364	347	339	360	395	404	410	Manufacture of other textiles
2,240	2,306	177	170	193	168	171	184	186	179	195	Manufacture of knitted and crocheted fabrics
2,356	2,825	166	157	172	179	168	175	209	225	215	Other industry
8,631	8,945	787	763	729	689	644	620	655	678	686	Manufacture of wearing apparel, except fur apparel
7,689	7,847	687	666	640	609	564	572	613	622	612	Manufacture of clothings
942	1,098	100	97	89	79	80	48	42	55	74	Other industry
405	408	38	38	37	42	42	20	25	24	29	Manufacture of articles of fur, knitted and crocheted apparel
1,440	1,857	138	132	139	119	113	63	60	89	119	Tanning and dressing of leather; manufacture of luggage, handbags, saddlery and harness; dressing and dyeing of fur
750	781	87	80	81	65	57	47	43	48	48	Manufacture of footwear
											Manufacture of leather footwear
444	498	52	47	52	39	31	26	23	26	28	Manufacture of rubber footwear
306	282	35	33	29	27	26	22	20	21	20	Other industry
5,885	6,672	585	545	628	503	373	250	281	485	460	Sawmilling and planning of wood

Jadual
Table **1.4a** : Nilai Jualan Sektor Pembuatan Mengikut Kumpulan (samb.)
: Sales Value of Manufacturing Sector by Group (cont.)

Kod Kumpulan Group code	Keterangan Kumpulan/Tempoh						
		Okt.	Nov.	Dis.	Jan.	Feb.	Mac
101	Pemrosesan dan pengawetan daging	681	734	713	747	706	681
102	Pemrosesan dan pengawetan ikan, krustasea dan moluska	512	519	513	503	450	481
	10201 Pengetinan ikan, krustasea dan moluska &						
	10202 Pemrosesan dan pengawetan ikan, krustasea dan moluska Industri lain	483	492	484	476	425	454
		29	28	28	28	25	27
103	Pemrosesan dan pengawetan buah-buahan dansayur - sayuran	134	143	142	162	144	139
	10303 Pengetinan nanas &						
	10304 Pembuatan jem, marmalad dan sajian jeli Industri lain	27	30	25	28	26	22
		108	113	117	133	118	118
104	Pembuatan minyak dan lemak daripada sayuran dan haiwan	16,306	15,901	15,179	13,195	12,218	12,109
	10404 Pembuatan minyak sayuran mentah dan bertapis &						
	10406 Pembuatan sebatian lemak masakan	1,418	1,379	1,391	1,434	1,259	1,377
	10405 Pembuatan minyak kelapa Industri lain	104	110	107	117	126	128
		14,783	14,412	13,681	11,644	10,833	10,603
105	Pembuatan produk tenusu	948	964	919	993	967	982
	10502 Pembuatan susu pekat, tepung dan sejat Industri lain	880	898	854	923	901	916
		67	66	66	70	66	66
106	Pembuatan produk bijian, kanji dan produk berkanji	801	758	753	824	819	873
	10611 Pengilangan beras	395	341	347	376	406	408
	10613 Pengilangan tepung Industri lain	379	387	377	420	388	439
		28	30	29	28	25	25
107	Pembuatan produk makanan lain	4,636	4,507	4,532	4,769	4,485	4,759
	10711 Pembuatan biskut dan cookies	200	235	241	271	260	266
	10712 Pembuatan roti, kek dan produk bakeri lain	990	934	930	987	933	955
	10713 Pembuatan produk snek	217	218	221	226	222	243
	10721 Pembuatan gula	498	488	497	511	430	429
	10731 Pembuatan produk koko	287	291	275	306	300	257
	10732 Pembuatan coklat dan produk coklat &						
	10733 Pembuatan konfeksi gula	1,114	1,023	1,045	1,120	1,050	1,211
	10793 Pembuatan sos dan bahan perasa	202	210	209	199	190	200
	10799 Pembuatan produk makanan lain t.t.t.l. Industri lain	443	425	428	474	457	502
		686	683	685	674	641	696
108/ 10800	Pembuatan makanan haiwan tersedia	1,165	1,188	1,204	1,279	1,184	1,156
110	Pembuatan minuman ringan	1,067	975	977	1,042	1,046	1,110
	11041 Pembuatan minuman ringan	611	554	559	543	580	616
	11042 Pengeluaran air mineral semulajadi dan minuman lain yang dibotolkan Industri lain	114	114	107	108	115	124
		342	307	310	392	351	370
120/ 12000	Pembuatan produk tembakau	393	330	384	327	330	361
131	Pemintalan, penenunan dan penyiapan tekstil	488	552	567	566	547	567
	13110 Penyediaan dan pemintalan gentian tekstil &						
	13120 Penenunan tekstil	319	409	412	411	414	429
	13132 Pewarnaan, pelunturan, percetakan dan penyiapan akhir benang dan fabrik Industri lain	163	137	150	150	129	133
		6	6	5	5	4	4
139	Pembuatan tekstil lain	431	429	445	446	412	421
	13910 Pembuatan fabrik dikait dan dikrusye Industri lain	210	195	211	203	189	195
		221	234	235	243	223	226
141	Pembuatan pakaian, kecuali pakaian berbulu	783	786	813	787	776	789
	14102 Pembuatan pakaian Industri lain	692	686	725	689	671	681
		90	100	87	98	105	108
142 & 143	Pembuatan artikel daripada kulit bulu dan pakaian yang dikait dan dikrusye	35	37	39	38	33	32
151 (15110 & 15120)	Penyamakan dan pembersihan kulit, pembuatan bagasi, beg tangan, pelana dan abah-abah pembersihan dan pewarnaan bulu	149	160	159	161	160	156
152	Pembuatan kasut	63	64	67	68	63	71
	15201 Pembuatan kasut kulit &						
	15203 Pembuatan kasut getah Industri lain	39	40	42	44	34	44
		24	24	25	25	28	27
161/ 16100	Pengilangan dan pengetaman kayu	551	589	634	690	561	683

2022									Group Description/Period
Apr.	Mei	Jun	Jul.	Ogo.	Sep.	Okt.	Nov.	Dis.	
731	738	711	709	763	741	792	771	719	Processing and preserving of meat
473	473	488	438	490	478	476	491	473	Processing and preserving of fish, crustaceans and molluscs Canning of fish, crustaceans and molluscs
447	450	462	413	463	448	446	464	443	Processing, curing and preserving of fish, crustacean and molluscs
26	24	25	25	27	29	30	27	30	Other industry
145	144	152	142	155	157	153	163	153	Processing and preserving of fruits and vegetable Pineapple canning
24	22	31	30	33	36	35	38	31	Manufacture of jams, marmalades and table jellies
121	122	120	111	122	120	118	125	121	Other industry
16,749	17,919	18,448	15,779	16,472	17,419	16,701	16,158	16,963	Manufacture of vegetable and animal oils and fats Manufacture of crude and refined vegetable oil
1,624	1,731	1,885	2,018	2,007	1,924	1,717	1,602	1,915	Manufacture of compound cooking fats
115	121	123	135	146	129	128	122	145	Manufacture of coconut oil
15,011	16,067	16,440	13,626	14,319	15,366	14,856	14,435	14,903	Other industry
1,013	1,008	1,015	979	1,078	1,033	1,007	1,035	1,007	Manufacture of dairy products Manufacture of condensed, powdered and evaporated milk
949	945	948	910	1,007	962	940	969	942	Other industry
64	63	67	69	71	70	67	66	64	Other industry
984	924	868	821	884	901	904	897	915	Manufacture of grain mill products, starches and starch products Rice milling
532	466	406	394	446	461	444	432	432	Flour milling
424	432	435	401	412	412	427	433	451	Other industry
28	26	27	26	26	28	33	33	31	Other industry
4,937	4,792	4,953	4,855	5,107	4,907	4,952	4,947	4,949	Manufacture of other food products Manufacture of biscuits and cookies
335	257	254	254	278	265	279	286	282	Manufacture of bread, cakes and other bakery products
1,015	1,092	1,152	1,111	1,127	1,017	1,011	1,005	1,077	Manufacture of snack products
252	235	236	213	233	239	245	242	244	Manufacture of sugar
455	391	453	411	421	420	425	424	430	Manufacture of cocoa products
270	268	270	282	289	276	297	294	294	Manufacture of chocolate and chocolate products
1,232	1,223	1,163	1,163	1,246	1,196	1,190	1,160	1,138	Manufacture of sugar confectionery
204	175	182	175	184	181	189	202	187	Manufacture of sauces and condiments
492	489	515	506	579	567	581	588	548	Manufacture of other food products n.e.c.
683	661	730	742	751	746	734	746	749	Other industry
1,435	1,424	1,439	1,449	1,423	1,475	1,439	1,385	1,404	Manufacture of prepared animal feeds
1,153	936	946	1,043	1,114	1,080	1,140	1,076	1,032	Manufacture of beverages Manufacture of soft drinks
640	464	459	548	576	527	612	577	582	Production of natural mineral waters and other bottled waters
125	102	107	115	119	111	111	110	104	Other industry
388	369	380	381	419	442	417	388	346	Other industry
329	239	218	216	243	222	301	323	303	Manufacture of tobacco products
548	513	568	545	537	504	514	539	572	Spinning, weaving and finishing of textiles Preparation and spinning of textile fibres
409	386	407	396	404	371	374	404	437	Weaving of textiles
135	122	156	144	129	129	137	131	131	Dyeing, bleaching, printing and finishing of yarns and fabrics
4	5	5	5	5	4	4	4	4	Other industry
415	416	441	430	413	417	433	443	445	Manufacture of other textiles Manufacture of knitted and crocheted fabrics
186	190	198	191	184	184	195	196	194	Other industry
230	225	243	239	229	233	238	247	250	Other industry
757	705	657	700	713	711	732	795	823	Manufacture of wearing apparel, except fur apparel Manufacture of clothings
657	609	577	623	634	624	643	701	737	Other industry
100	96	79	76	79	87	89	94	86	Other industry
30	30	32	32	31	37	38	39	35	Manufacture of articles of fur, knitted and crocheted apparel
134	123	130	129	148	164	179	197	175	Tanning and dressing of leather; manufacture of luggage, handbags, saddlery and harness; dressing and dyeing of fur
62	62	56	59	66	63	69	69	71	Manufacture of footwear Manufacture of leather footwear
35	36	37	41	45	43	46	47	47	Manufacture of rubber footwear
27	27	19	19	22	20	22	22	24	Other industry
557	391	386	389	613	578	597	591	637	Sawmilling and planing of wood

Kod Kumpulan Group code	Keterangan Kumpulan/Tempoh	2020	2021	2022	2021				2022			
					Q1	Q2	Q3	Q4	Q1	Q2	Q3	Q4
					162	Pembuatan produk daripada kayu, gabus, jerami dan bahan jalinan lain	16,681	17,143	19,222	5,123	3,038	3,482
16211	Pembuatan kepingan venier dan papan lapis	8,403	8,271	9,087	2,483	1,420	1,664	2,704	2,821	1,705	1,903	2,659
16212	Pembuatan papan partikel dan papan gentian	4,543	5,226	5,885	1,457	948	1,155	1,666	1,758	1,169	1,329	1,629
16221	Perfukangan kayu untuk jurubina	1,764	1,893	2,156	619	322	344	608	652	431	470	604
	Industri lain	1,971	1,752	2,094	564	348	319	522	640	454	489	511
170	Pembuatan kertas dan produk kertas	22,276	25,788	28,260	6,180	6,384	6,476	6,748	6,810	7,041	7,246	7,163
17010	Pembuatan pulpa, kertas dan kertas tebal	3,812	5,188	5,903	1,205	1,272	1,317	1,394	1,494	1,444	1,475	1,489
17020	Pembuatan kertas gelugur dan kertas tebal dan bekas daripada kertas dan kertas tebal	9,374	10,480	10,746	2,569	2,553	2,597	2,761	2,493	2,684	2,803	2,767
17091	Pembuatan sampul surat dan kad surat	389	326	374	83	80	80	82	79	86	102	107
17092	Pembuatan kertas kegunaan rumah dan pembersih peribadi	4,629	5,154	5,998	1,216	1,286	1,292	1,360	1,523	1,515	1,490	1,470
17093	Pembuatan kertas bergam atau pelekat yang berjalur atau bergelung dan label dan kertas dinding	2,392	2,797	3,284	636	734	747	680	735	835	888	826
	Industri lain	1,680	1,843	1,955	470	458	443	472	486	476	488	505
181 & 182	Percetakan, aktiviti perkhidmatan berkaitan percetakan dan penerbitan semula media rakaman	11,533	12,098	13,709	3,291	2,682	2,708	3,417	3,547	3,273	3,216	3,673
18110	Percetakan	9,369	9,747	10,953	2,518	2,110	2,306	2,813	2,919	2,646	2,577	2,812
18120	Aktiviti perkhidmatan berkaitan percetakan &	2,164	2,351	2,756	773	572	402	604	628	628	639	861
18200	Penerbitan semula media rakaman											
192 (19201 & 19202)	Pembuatan produk petroleum bertapis	128,719	175,557	249,901	33,513	44,230	48,092	49,722	45,669	60,286	75,616	68,330
201	Pembuatan kimia asas, baja dan sebatian nitrogen, plastik dan getah sintetik dalam bentuk primer	66,825	73,682	74,078	19,511	16,592	18,583	18,996	20,084	17,918	18,339	17,737
20111	Pembuatan gas perindustrian atau perubatan bukan organik dalam bentuk cecair atau mampat	2,252	2,419	2,036	771	752	554	343	333	536	577	590
20112	& Pembuatan kimia organik asas	34,937	38,505	38,698	10,384	8,318	10,055	9,747	10,674	9,021	9,784	9,219
20113	Pembuatan sebatian bukan organik											
20121	& Pembuatan baja	4,428	4,968	5,859	1,212	1,196	1,040	1,520	1,669	1,464	1,387	1,339
20129	Pembuatan produk campuran nitrogen											
20131	Pembuatan plastik dalam bentuk primer	22,507	24,184	21,813	6,313	5,495	5,906	6,469	6,104	5,562	4,997	5,150
	Industri lain	2,701	3,607	5,671	831	831	1,028	917	1,304	1,334	1,595	1,438
202 & 203	Pembuatan produk kimia lain dan serat buatan manusia	23,776	28,646	37,507	6,878	6,572	7,003	8,193	8,940	8,694	9,643	10,230
20210	Pembuatan racun perosak dan produk agrokimia lain	1,883	2,681	4,109	650	608	636	787	1,047	920	930	1,212
20221	Pembuatan cat, varnis dan penyadur dan mastik	5,310	7,653	10,181	1,651	1,742	1,757	2,503	2,629	2,464	2,479	2,609
20222	Pembuatan dakwat cetak	998	989	1,149	246	253	237	252	296	293	278	282
20231	& Pembuatan sabun dan bahan pencuci, penyediaan membersihkan dan mengilat	9,385	10,633	13,833	2,665	2,327	2,757	2,884	3,126	3,138	3,838	3,731
20232	Pembuatan pewangi dan penyediaan dandanan diri											
20291	& Pembuatan plat fotografi, filem, sensitized paper dan other sensitized unexposed materials											
20292	& Pembuatan dakwat menulis dan melukis	5,698	6,066	7,509	1,517	1,486	1,438	1,625	1,689	1,715	1,905	2,199
20299	Pembuatan produk kimia lain t.t.t.l.											
	Industri lain	500	625	726	150	156	178	141	152	165	212	197
210	Pembuatan produk farmaseutikal, kimia perubatan dan botani	7,843	9,185	10,181	2,117	2,260	2,405	2,403	2,412	2,501	2,695	2,573
21001	Pembuatan bahan aktif ubat-ubatan untuk digunakan oleh bidang farmakologi dalam pembuatan ubat-ubatan	6,288	7,645	8,413	1,750	1,931	2,006	1,958	2,022	2,092	2,223	2,076
	Industri lain	1,556	1,540	1,768	367	329	399	445	390	409	472	498
221	Pembuatan produk getah	63,435	86,432	65,736	22,899	27,051	19,939	16,544	16,499	18,756	15,766	14,715
22111	Pembuatan tayar getah untuk kenderaan	4,146	5,509	4,203	1,065	920	2,013	1,510	1,275	1,222	954	753
22112	Pembuatan bunga tayar yang boleh ditukar ganti dan tayar celup	726	666	682	178	159	146	185	162	168	179	174
22191	& Pembuatan produk lain daripada getah asli atau sintetik, tidak divulkan, divulkan atau dikeraskan	8,752	7,914	7,313	2,292	2,136	1,684	1,803	1,644	1,996	1,918	1,755
22193	Pengilangan semula getah dan prosesan susu getah											
22192	Pembuatan sarung tangan getah	44,219	65,418	46,911	17,568	22,044	14,479	11,326	11,813	13,687	11,021	10,391
22199	Pembuatan produk getah lain yang t.t.t.l.	5,592	6,925	6,626	1,796	1,792	1,617	1,720	1,606	1,684	1,693	1,642
222	Pembuatan produk plastik	48,459	58,617	61,804	13,733	15,041	14,847	14,996	14,652	16,028	15,866	15,258
22201	Pembuatan produk plastik separa siap											
22202	& Pembuatan produk plastik siap	14,628	17,691	16,740	4,205	4,728	4,508	4,250	3,949	4,554	4,314	3,923
22203	Pembuatan artikel plastik untuk pembungkusan	12,943	16,599	21,473	3,780	4,004	4,333	4,483	4,569	5,526	5,751	5,627
22204	Pembuatan barangan plastik jurubina	1,132	1,810	2,163	353	447	510	500	486	568	577	532
22205	Pembuatan pinggan mangkuk, peralatan dapur dan barangan tandas daripada plastik	3,053	4,658	7,037	937	1,119	1,196	1,406	1,584	1,784	1,880	1,789
22209	Pembuatan pelbagai produk plastik t.t.t.l.	16,704	17,859	14,390	4,458	4,744	4,300	4,357	4,065	3,595	3,343	3,387
231 (23101 & 23102 & 23109)	Pembuatan kaca dan produk kaca	5,871	5,162	5,410	1,728	1,317	871	1,246	1,483	1,331	1,263	1,333

2021	2022	2021									Group Description/Period
(Jan. - Dis.)	(Jan. - Dis.)	Jan.	Feb.	Mar.	Apr.	Mei	Jun	Jul.	Ogo.	Sep.	
17,143	19,222	1,707	1,632	1,784	1,380	892	766	731	1,259	1,493	Manufacture of products of wood, cork, straw and plaiting materials
8,271	9,087	816	784	884	643	401	376	326	603	735	Manufacture of veneer sheets and plywood
5,226	5,885	496	459	501	420	282	246	262	396	498	Manufacture of particle board and fibreboard
1,893	2,156	203	205	211	161	101	60	72	139	133	Manufacture of builders' carpentry
1,752	2,094	192	183	188	156	109	83	71	120	127	Other industry
25,788	28,260	1,947	1,965	2,268	2,221	2,079	2,084	2,049	2,195	2,232	Manufacture of paper and paper products
5,188	5,903	384	384	438	430	426	416	414	453	450	Manufacture of pulp, paper and paperboard
10,480	10,746	809	806	954	951	858	744	820	882	895	Manufacture of corrugated paper and paperboard and containers of paper and paperboard
326	374	27	26	30	27	28	26	25	27	28	Manufacture of envelopes and letter-card
5,154	5,998	377	394	446	443	404	440	402	429	461	Manufacture of household and personal hygiene paper
2,797	3,284	189	201	247	215	208	311	242	260	245	Manufacture of gummed or adhesive paper in strips or rolls and labels and wall paper
1,843	1,955	161	155	154	156	155	147	146	144	153	Other industry
12,098	13,709	1,136	1,091	1,064	1,062	934	687	801	935	971	Printing, service activities related to printing and reproduction of recorded media
9,747	10,953	866	828	824	827	716	567	675	802	828	Printing
2,351	2,756	270	263	240	234	218	120	126	133	143	Service activities related to printing
											Reproduction of recorded media
175,557	249,901	11,805	10,576	11,133	14,568	14,947	14,715	16,463	16,084	15,545	Manufacture of refined petroleum products
73,682	74,078	6,465	6,387	6,658	5,142	5,267	6,183	6,293	6,488	5,802	Manufacture of basic chemicals, fertilizer and nitrogen compounds, plastics and synthetic rubber in primary forms
2,419	2,036	295	285	190	234	239	279	276	184	94	Manufacture of liquefied or compressed inorganic industrial or medical gases
38,505	38,698	3,438	3,407	3,538	2,460	2,693	3,166	3,362	3,617	3,076	Manufacture of basic organic chemicals
4,968	5,859	376	406	429	427	389	379	337	349	354	Manufacture of inorganic compounds
24,184	21,813	2,086	2,013	2,214	1,733	1,679	2,084	2,007	1,966	1,932	Manufacture of associated nitrogen products
3,607	5,671	269	275	287	288	267	275	311	371	346	Manufacture of plastics in primary forms
											Other industry
28,646	37,507	2,238	2,183	2,458	2,274	2,138	2,159	2,015	2,329	2,659	Manufacture of other chemical products and man-made fibres
2,681	4,109	216	208	226	218	185	205	203	213	220	Manufacture of pesticides and other agrochemical products
7,653	10,181	505	498	648	645	596	501	381	593	783	Manufacture of paints, varnishes and similar coatings ink and
989	1,149	82	80	84	90	79	85	83	82	73	Manufacture of printing ink
10,633	13,833	885	846	934	767	731	829	798	910	1,050	Manufacture of soap and detergents, cleaning and polishing preparations
											Manufacture of perfumes and toilet preparations
											Manufacture of photographic plates, films, sensitized paper and other sensitized unexposed materials
6,066	7,509	503	503	512	505	495	486	485	479	474	Manufacture of writing and drawing ink
											Manufacture of other chemical products n.e.c.
625	726	47	49	53	50	51	54	66	53	58	Other industry
9,185	10,181	660	700	756	722	695	843	766	799	839	Manufacture of pharmaceuticals, medicinal chemical and botanical products
7,645	8,413	552	577	621	611	598	723	650	659	697	Manufacture of medicinal active substances to be used for their pharmacological properties in the manufacture of medicaments
1,540	1,768	108	123	135	112	97	120	116	141	143	Other industry
86,432	65,736	6,965	6,437	9,496	9,513	8,764	8,774	8,217	5,877	5,845	Manufacture of rubber products
5,509	4,203	332	354	380	370	301	249	1,157	443	414	Manufacture of rubber tyres for vehicles
666	682	61	55	61	62	58	39	40	52	54	Manufacture of interchangeable tyre treads and retreading rubber tyres
7,914	7,313	740	726	826	729	674	733	580	539	565	Manufacture of other products of natural or synthetic rubber, unvulcanized, vulcanized or hardened
65,418	46,911	5,243	4,724	7,602	7,726	7,165	7,154	5,905	4,307	4,267	Rubber remilling and latex processing
6,925	6,626	591	578	627	627	566	600	535	537	546	Manufacture of rubber gloves
											Manufacture of other rubber products n.e.c.
58,617	61,804	4,484	4,365	4,884	5,171	4,903	4,967	4,841	5,070	4,937	Manufacture of plastics products
											Manufacture of semi-manufactures of plastic products
17,691	16,740	1,383	1,338	1,483	1,589	1,535	1,603	1,545	1,483	1,480	Manufacture of finished plastic products
16,599	21,473	1,273	1,199	1,308	1,378	1,308	1,317	1,432	1,518	1,383	Manufacture of plastic articles for the packing of goods
1,810	2,163	111	101	141	148	141	158	155	168	187	Manufacture of builders' plastics ware
4,658	7,037	316	273	348	380	350	388	308	430	458	Manufacture of plastic tableware, kitchenware and toilet articles
17,859	14,390	1,400	1,454	1,604	1,675	1,567	1,501	1,400	1,471	1,429	Manufacture of diverse plastic products n.e.c.
5,162	5,410	598	561	569	503	471	343	279	258	334	Manufacture of glass and glass products

Kod Kumpulan Group code	Keterangan Kumpulan/Tempoh						
		Okt.	Nov.	Dis.	Jan.	Feb.	Mac
162	Pembuatan produk daripada kayu, gabus, jerami dan bahan jalinan lain	1,685	1,878	1,937	1,989	1,824	2,058
16211	Pembuatan kepingan venier dan papan lapis	818	932	954	928	892	1,001
16212	Pembuatan papan partikel dan papan gentian	516	562	588	600	525	634
16221	Perfukangan kayu untuk jurubina	195	202	210	235	209	207
	Industri lain	155	181	185	226	198	216
170	Pembuatan kertas dan produk kertas	2,284	2,285	2,179	2,258	2,143	2,409
17010	Pembuatan pulpa, kertas dan kertas tebal	502	452	441	505	471	518
17020	Pembuatan kertas gelugur dan kertas tebal dan bekas daripada kertas dan kertas tebal	947	953	861	825	785	882
17091	Pembuatan sampul surat dan kad surat	28	27	27	26	26	28
17092	Pembuatan kertas kegunaan rumah dan pembersih peribadi	424	468	468	510	473	541
17093	Pembuatan kertas bergam atau pelekat yang berjalur atau bergulung dan label dan kertas dinding	227	228	224	218	233	284
	Industri lain	156	157	158	175	156	155
181 & 182	Percetakan, aktiviti perkhidmatan berkaitan percetakan dan penerbitan semula media rakaman	983	1,210	1,224	1,223	1,165	1,158
18110	Percetakan	824	984	1,005	994	956	969
18120	Aktiviti perkhidmatan berkaitan percetakan &	159	226	219	230	209	189
18200	Penerbitan semula media rakaman						
192 (19201 & 19202)	Pembuatan produk petroleum bertapis	15,666	17,604	16,452	17,255	13,325	15,090
201	Pembuatan kimia asas, baja dan sebatian nitrogen, plastik dan getah sintetik dalam bentuk primer	5,903	6,191	6,902	6,664	6,536	6,884
20111	Pembuatan gas perindustrian atau perubatan bukan organik dalam bentuk cecair atau mampat	96	104	142	132	107	94
20112	Pembuatan kimia organik asas	2,971	3,167	3,610	3,544	3,511	3,618
20113	Pembuatan sebatian bukan organik						
20121	Pembuatan baja	492	487	542	567	533	569
20129	Pembuatan produk campuran nitrogen						
20131	Pembuatan plastik dalam bentuk primer	2,073	2,128	2,267	1,978	1,958	2,168
	Industri lain	271	305	341	443	426	435
202 & 203	Pembuatan produk kimia lain dan serat buatan manusia	2,657	2,686	2,850	2,976	2,901	3,063
20210	Pembuatan racun perosak dan produk agrokimia lain	242	251	294	350	333	364
20221	Pembuatan cat, varnis dan penyadur dan mastik	827	809	866	906	858	865
20222	Pembuatan dakwat cetak	78	86	88	102	97	97
20231	Pembuatan sabun dan bahan pencuci, penyediaan membersihkan dan mengilat	933	944	1,007	1,009	1,006	1,112
20232	Pembuatan pewangi dan penyediaan dandanan diri						
20291	Pembuatan plat fotografi, filem, sensitized paper dan other sensitized unexposed materials						
20292	Pembuatan dakwat menulis dan melukis	529	551	545	560	557	573
20299	Pembuatan produk kimia lain t.t.t.l.						
	Industri lain	48	44	49	50	51	51
210	Pembuatan produk farmaseutikal, kimia perubatan dan botani	818	807	778	819	764	829
21001	Pembuatan bahan aktif ubat-ubatan untuk digunakan oleh bidang farmakologi dalam pembuatan ubat-ubatan	669	659	630	688	637	697
	Industri lain	149	147	148	131	127	131
221	Pembuatan produk getah	5,766	5,505	5,273	5,166	4,761	6,573
22111	Pembuatan tayar getah untuk kenderaan	645	433	432	428	409	437
22112	Pembuatan bunga tayar yang boleh ditukar ganti dan tayar celup	63	68	53	56	50	56
22191	Pembuatan produk lain daripada getah asli atau sintetik, tidak divulkan, divulkan atau dikeraskan	614	594	594	548	520	577
22193	Pengilangan semula getah dan prosesan susu getah						
22192	Pembuatan sarung tangan getah	3,849	3,837	3,640	3,604	3,283	4,926
22199	Pembuatan produk getah lain yang t.t.t.l.	594	573	553	530	499	577
222	Pembuatan produk plastik	4,954	4,997	5,045	4,846	4,635	5,171
22201	Pembuatan produk plastik separa siap						
22202	Pembuatan produk plastik siap	1,433	1,410	1,408	1,311	1,250	1,388
22203	Pembuatan artikel plastik untuk pembungkusan	1,462	1,519	1,501	1,525	1,470	1,574
22204	Pembuatan barangan plastik jurubina	166	167	167	162	141	184
22205	Pembuatan pinggan mangkuk, peralatan dapur dan barangan tandas daripada plastik	478	429	499	530	461	593
22209	Pembuatan pelbagai produk plastik t.t.t.l.	1,416	1,471	1,470	1,318	1,313	1,434
231 (23101 & 23102 & 23109)	Pembuatan kaca dan produk kaca	354	441	450	464	505	513

2022									Group Description/Period
Apr.	Mei	Jun	Jul.	Ogo.	Sep.	Okt.	Nov.	Dis.	
1,579	1,108	1,072	1,076	1,455	1,660	1,767	1,826	1,809	Manufacture of products of wood, cork, straw and plaiting materials
738	490	476	465	643	796	858	921	880	Manufacture of veneer sheets and plywood
489	354	326	342	458	529	543	537	549	Manufacture of particle board and fibreboard
165	133	132	138	170	162	200	195	209	Manufacture of builders' carpentry
187	131	137	132	184	173	166	173	171	Other industry
2,477	2,251	2,312	2,331	2,456	2,459	2,442	2,350	2,372	Manufacture of paper and paper products
534	454	457	474	504	497	540	477	472	Manufacture of pulp, paper and paperboard
954	863	866	904	948	952	936	923	908	Manufacture of corrugated paper and paperboard and containers of paper and paperboard
25	30	31	32	34	35	37	35	35	Manufacture of envelopes and letter-card
533	488	494	468	498	524	480	476	514	Manufacture of household and personal hygiene paper
276	258	301	289	310	289	287	273	265	Manufacture of gummed or adhesive paper in strips or rolls and labels and wall paper
156	157	163	164	162	162	161	165	179	Other industry
1,159	1,053	1,061	1,072	1,054	1,090	1,070	1,323	1,280	Printing, service activities related to printing and reproduction of recorded media
938	850	857	856	844	877	849	1,012	951	Printing
221	203	204	216	210	213	221	311	329	Service activities related to printing
									Reproduction of recorded media
17,952	18,912	23,423	24,989	25,665	24,961	24,433	23,259	20,637	Manufacture of refined petroleum products
5,828	5,940	6,150	6,151	6,377	5,811	5,568	5,932	6,237	Manufacture of basic chemicals, fertilizer and nitrogen compounds, plastics and synthetic rubber in primary forms
156	184	196	191	207	178	180	196	215	Manufacture of liquefied or compressed inorganic industrial or medical gases
2,830	3,042	3,149	3,271	3,433	3,080	2,889	3,008	3,323	Manufacture of basic organic chemicals
506	492	466	461	474	451	436	436	467	Manufacture of inorganic compounds
1,890	1,789	1,884	1,733	1,691	1,573	1,586	1,798	1,765	Manufacture of fertilizers
447	433	455	495	572	529	479	494	466	Manufacture of associated nitrogen products
2,975	2,743	2,976	2,981	3,327	3,335	3,197	3,412	3,621	Manufacture of other chemical products and man-made fibres
338	280	301	277	321	333	335	404	473	Manufacture of pesticides and other agrochemical products
829	804	831	796	852	832	798	872	938	Manufacture of paints, varnishes and similar coatings ink and Manufacture of printing ink
101	93	98	93	98	88	87	96	99	Manufacture of soap and detergents, cleaning and polishing preparations
1,074	937	1,127	1,171	1,335	1,331	1,229	1,239	1,262	Manufacture of perfumes and toilet preparations
588	570	557	578	649	678	683	738	778	Manufacture of photographic plates, films, sensitized paper and other sensitized unexposed materials
45	58	62	66	73	73	65	63	69	Manufacture of writing and drawing ink
834	752	915	888	893	914	879	860	834	Manufacture of pharmaceuticals, medicinal chemical and botanical products
706	629	757	736	737	751	723	687	665	Manufacture of medicinal active substances to be used for their pharmacological properties in the manufacture of medicaments
128	123	158	152	156	164	156	173	169	Other industry
6,609	6,077	6,070	5,711	5,020	5,034	5,130	4,873	4,712	Manufacture of rubber products
451	367	404	389	300	265	257	248	249	Manufacture of rubber tyres for vehicles
54	52	62	61	58	60	57	58	59	Manufacture of interchangeable tyre treads and retreading rubber tyres
704	594	698	682	663	574	602	575	578	Manufacture of other products of natural or synthetic rubber, unvulcanized, vulcanized or hardened
4,802	4,550	4,335	4,017	3,433	3,571	3,647	3,457	3,287	Rubber remilling and latex processing
598	514	572	563	566	565	568	536	539	Manufacture of rubber gloves
5,714	5,118	5,196	5,253	5,351	5,262	5,071	5,104	5,083	Manufacture of plastics products
1,523	1,471	1,561	1,489	1,425	1,401	1,331	1,289	1,304	Manufacture of semi-manufactures of plastic products
1,865	1,824	1,837	1,859	1,976	1,916	1,882	1,886	1,859	Manufacture of finished plastic products
190	187	190	185	199	193	172	177	183	Manufacture of plastic articles for the packing of goods
642	578	564	636	600	645	615	597	577	Manufacture of builders' plastics ware
1,494	1,057	1,043	1,085	1,151	1,107	1,072	1,155	1,160	Manufacture of plastic tableware, kitchenware and toilet articles
									Manufacture of diverse plastic products n.e.c.
464	459	408	468	428	368	384	461	489	Manufacture of glass and glass products

Kod Kumpulan Group code	Keterangan Kumpulan/Tempoh	2020	2021	2022	2021				2022			
					Q1	Q2	Q3	Q4	Q1	Q2	Q3	Q4
239	Pembuatan pengeluaran galian bukan logam f.t.t.l.	34,318	37,611	43,875	10,610	8,486	7,894	10,621	11,706	10,490	10,435	11,243
23911	Pembuatan mortar refraktori dan konkrit &	2,005	2,146	2,277	727	504	304	612	680	519	511	568
23921	Pembuatan seramik bukan refraktori	745	1,006	1,089	251	243	235	277	269	283	273	263
23930	Pembuatan produk porselin dan seramik lain	8,467	8,946	10,925	2,612	2,119	1,661	2,555	2,768	2,612	2,609	2,936
23941	Pembuatan simen hidrolik	5,897	6,617	8,191	1,703	1,399	1,482	2,032	2,122	1,967	1,987	2,115
23951	Pembuatan konkrit dan mortar siap bancuh dan banchuan kering											
23952	Pembuatan konkrit pratuangan, simen atau artikel batu buatan yang digunakan dalam pembinaan;											
23953	Pembuatan komponen struktur pasang siap untuk bangunan atau kejuruteraan awam dari simen, batu atau konkrit buatan	13,264	14,056	15,461	3,969	3,129	3,101	3,858	4,294	3,675	3,619	3,872
23959	Pembuatan artikel konkrit, simen dan plaster lain f.t.t.l.											
23990	Pembuatan produk mineral bukan logam lain f.t.t.l. Industri lain	2,851	3,624	4,414	997	831	864	931	1,147	1,071	1,079	1,117
		1,090	1,216	1,518	352	261	247	356	426	361	358	373
241 (24101 & 24102 & 24103 & 24104 & 24109)	Pembuatan besi dan keluli asas	24,299	26,476	29,018	6,787	5,380	6,219	8,090	7,764	6,323	6,804	8,127
242 (24201 & 24202 & 24209)	Pembuatan logam asas berharga dan logam bukan ferus lain	21,093	22,575	24,571	6,286	4,789	4,903	6,598	6,647	5,507	5,545	6,873
243	Pengacuan logam	504	514	620	122	126	113	153	148	157	147	168
251 & 252	Pembuatan produk struktur logam, tangki, takungan, penjana wap, senjata dan peluru	22,226	24,551	28,731	6,537	5,689	5,363	6,961	7,616	6,987	6,719	7,409
25113	Pembuatan pintu, tingkap dan bingkai, penutup tingkap dan pintu pagar daripada logam	15,705	17,192	20,096	4,691	3,874	3,842	4,785	5,581	4,850	4,582	5,084
25119	Pembuatan produk struktur logam lain	5,612	6,640	7,862	1,639	1,640	1,372	1,990	1,841	1,963	1,939	2,119
25120	Pembuatan tangki, takungan dan kontena daripada logam Industri lain	908	718	773	207	176	149	186	194	174	199	206
259	Pembuatan lain-lain produk yang direka daripada logam; aktiviti perkhidmatan kerja logam	31,160	32,456	35,818	8,935	7,898	6,591	9,031	9,091	9,123	8,413	9,191
25910	Tempaan, tekanan, hentakan dan bentuk gelekkan logam; serbuk metalurgi	3,574	4,189	5,194	1,073	1,026	914	1,176	1,247	1,273	1,313	1,360
25920	Rawatan dan penyalutan logam; menggunakan mesin	2,153	2,920	3,556	799	672	592	856	834	851	863	1,008
25991	Pembuatan tin untuk produk makanan dan minuman, tiub dan kotak boleh dilipat	6,731	5,995	5,846	1,592	1,418	1,375	1,610	1,576	1,421	1,435	1,415
25992	Pembuatan kabel, plaited bands (jalur/pita berpintal) dan artikel seumpamanya daripada logam	11,769	11,842	12,166	3,595	2,788	2,130	3,329	3,418	3,273	2,591	2,884
25993	Pembuatan bolt, skru, nat dan produk uliran seumpamanya	159	241	260	61	68	56	56	62	63	68	67
25994	Pembuatan barangan rumah daripada logam	6,191	6,529	7,898	1,644	1,736	1,348	1,800	1,732	2,033	1,929	2,204
25999	Pembuatan produk lain yang direka daripada logam f.t.t.l. Industri lain	583	739	899	170	189	176	204	221	210	215	253
261	Pembuatan komponen dan papan elektronik	225,220	268,522	346,163	63,776	58,728	70,923	75,095	78,482	80,304	93,471	93,905
26101	Pembuatan diod, transistor dan alatan semikonduktor yang seumpamanya	132,175	154,125	206,533	36,520	33,940	39,498	44,166	49,034	48,639	54,376	54,483
26102	Pembuatan litar elektronik bersepadu dengan pemasangan mikro											
26103	Pembuatan kapasitor dan perintang elektrik											
26104	Pembuatan papan litar bercetak	86,047	105,853	128,538	25,358	22,818	29,243	28,434	27,015	29,057	36,179	36,288
26105	Pembuatan komponen paparan											
26109	Pembuatan komponen lain untuk aplikasi elektronik	6,998	8,544	11,092	1,897	1,970	2,182	2,495	2,434	2,608	2,916	3,134
262 (26201 & 26202)	Pembuatan komputer dan kelengkapan peranti	44,740	46,756	50,499	11,801	13,262	9,323	12,370	13,161	14,670	10,793	11,874
263/ 26300	Pembuatan peralatan komunikasi	17,120	14,469	14,515	4,163	3,337	3,173	3,796	3,645	3,500	3,542	3,828
264/ 26400	Pembuatan peralatan elektronik pengguna	35,626	38,593	42,850	9,612	8,658	8,877	11,445	11,003	10,095	11,235	10,516
265	Pembuatan kelengkapan mengukur, menguji, memandu arah dan kawalan; jam tangan dan jam	13,027	14,075	18,336	3,279	2,849	3,554	4,393	4,424	3,915	4,894	5,103
26511	Pembuatan kelengkapan mengukur, menguji, memandu arah dan kawalan	11,654	12,238	16,116	2,866	2,458	3,130	3,784	3,944	3,372	4,297	4,503
26512	Pembuatan kelengkapan kawalan proses perindustrian											
26520	Pembuatan jam tangan dan jam dan bahagiannya	1,373	1,837	2,220	412	391	424	609	480	543	597	600
266/ 26600	Pembuatan peralatan penyinaran, perubatan elektro dan elektroterapeutik	6,278	7,829	5,147	1,964	2,159	2,209	1,497	996	1,307	1,398	1,446

2021	2022	2021									Group Description/Period
(Jan. - Dis.)	(Jan. - Dis.)	Jan.	Feb.	Mar.	Apr.	Mei	Jun	Jul.	Ogo.	Sep.	
37,611	43,875	3,624	3,408	3,579	3,206	2,946	2,335	2,383	2,688	2,823	Manufacture of non-metallic mineral products n.e.c. <i>Manufacture of refractory mortars and concretes</i>
2,146	2,277	250	232	245	191	186	127	71	105	128	<i>Manufacture of non-refractory ceramic</i>
1,006	1,089	84	84	82	86	85	71	67	80	88	<i>Manufacture of other porcelain and ceramic products</i>
8,946	10,925	873	852	886	837	754	528	531	561	570	<i>Manufacture of hydraulic cement</i>
6,617	8,191	581	544	578	510	485	404	406	490	586	<i>Manufacture of ready-mix and dry-mix concrete and mortars</i>
											<i>Manufacture of precast concrete, cement or artificial stone articles for use in construction</i>
14,056	15,461	1,380	1,269	1,319	1,174	1,065	890	967	1,074	1,059	<i>Manufacture of prefabricated structural components for building or civil engineering of cement, concrete or artificial stone</i>
3,624	4,414	341	313	343	295	287	250	279	291	294	<i>Manufacture of other articles of concrete, cement and plaster</i>
1,216	1,518	114	113	124	112	82	66	63	87	98	<i>Manufacture of other non-metallic mineral products n.e.c.</i> <i>Other industry</i>
26,476	29,018	2,458	2,137	2,192	2,197	1,795	1,389	1,330	2,113	2,776	Manufacture of basic iron and steel
22,575	24,571	2,063	2,111	2,112	1,968	1,574	1,246	1,130	1,718	2,055	Manufacture of basic precious and other non-ferrous metals
514	620	42	39	42	51	47	28	28	40	45	Casting of metals
24,551	28,731	2,340	2,062	2,135	2,145	2,016	1,529	1,496	1,820	2,047	Manufacture of structural metal products, tanks, reservoirs , steam generators , weapons and ammunition
17,192	20,096	1,698	1,470	1,523	1,526	1,416	931	1,087	1,251	1,503	<i>Manufacture of metal doors, windows and their frames, shutters and gates</i>
6,640	7,862	563	536	540	554	537	549	363	520	490	<i>Manufacture of other structural metal products</i>
718	773	78	56	73	65	62	49	46	49	54	<i>Manufacture of tanks, reservoirs and containers of metal</i> <i>Other industry</i>
32,456	35,818	3,074	2,912	2,949	3,150	2,795	1,953	1,874	2,130	2,587	Manufacture of other fabricated metal products; metal working service activities
4,189	5,194	371	333	368	370	369	286	286	289	339	<i>Forging, pressing, stamping and roll-forming of metal; powder metallurgy</i>
2,920	3,556	252	265	282	271	219	183	161	201	231	<i>Treatment and coating of metals; machining</i>
5,995	5,846	565	516	511	505	452	460	393	452	530	<i>Manufacture of tins and cans for food products, collapsible tubes and boxes</i> <i>Manufacture of metal cable, plaited bands and similar articles</i>
11,842	12,166	1,244	1,190	1,161	1,104	1,109	575	566	684	880	<i>Manufacture of bolts, screws, nuts and similar threaded products</i>
241	260	16	17	28	29	27	12	19	18	18	<i>Manufacture of metal household articles</i>
6,529	7,898	565	546	533	799	553	385	391	426	531	<i>Manufacture of any other fabricated metal products n.e.c.</i>
739	899	60	45	65	72	65	52	57	60	58	<i>Other industry</i>
268,522	346,163	20,978	21,105	21,692	19,142	18,592	20,994	21,593	23,218	26,112	Manufacture of electronic components and boards
154,125	206,533	12,457	11,786	12,278	11,046	10,610	12,284	12,706	12,856	13,936	<i>Manufacture of diodes, transistors and similar semiconductor devices</i> <i>Manufacture of electronic integrated circuits micro assemblies</i>
											<i>Manufacture of electrical capacitors and resistors</i>
105,853	128,538	7,906	8,710	8,741	7,482	7,324	8,012	8,261	9,659	11,323	<i>Manufacture of printed circuit boards</i>
8,544	11,092	615	609	673	615	658	697	626	703	853	<i>Manufacture of display components</i> <i>Manufacture of other components for electronic applications</i>
46,756	50,499	3,642	3,956	4,203	5,048	3,843	4,371	3,642	3,382	2,299	Manufacture of computers and peripheral equipment
14,469	14,515	1,466	1,311	1,386	1,021	968	1,349	945	992	1,236	Manufacture of communication equipment
38,593	42,850	3,211	3,196	3,205	2,960	2,820	2,878	1,932	3,318	3,627	Manufacture of consumer electronics
14,075	18,336	1,297	930	1,052	935	899	1,014	991	1,204	1,359	Manufacture of measuring, testing, navigating and control equipment; watches and clocks
12,238	16,116	1,157	797	912	806	777	875	858	1,076	1,196	<i>Manufacture of measuring, testing, navigating and control equipment</i>
1,837	2,220	140	133	140	130	122	140	132	129	163	<i>Manufacture of industrial process control equipment</i> <i>Manufacture of watches and clocks and parts</i>
7,829	5,147	712	598	654	644	617	897	807	641	761	Manufacture of irradiation, electromedical and electrotherapeutic equipment

Kod Kumpulan Group code	Keterangan Kumpulan/Tempoh						
		Okt.	Nov.	Dis.	Jan.	Feb.	Mac
239	Pembuatan pengeluaran galian bukan logam f.t.t.l.	3,204	3,632	3,785	3,961	3,758	3,988
23911	Pembuatan mortar refraktori dan konkrit &	180	208	224	233	218	229
23921	Pembuatan seramik bukan refraktori	91	93	93	90	90	88
23930	Pembuatan produk porselin dan seramik lain	756	887	912	885	914	969
23941	Pembuatan simen hidrolik	621	707	704	724	676	723
23951	Pembuatan konkrit dan mortar siap bancuh dan bancuhan kering						
23952	Pembuatan konkrit pratuangan, simen atau artikel batu buatan yang digunakan dalam pembinaan;						
23953	Pembuatan komponen struktur pasang siap untuk bangunan atau kejuruteraan awam dari simen, batu atau konkrit buatan	1,135	1,304	1,418	1,513	1,354	1,428
&							
23959	Pembuatan artikel konkrit, simen dan plaster lain f.t.t.l.						
23990	Pembuatan produk mineral bukan logam lain f.t.t.l. Industri lain	312	312	307	374	369	404
		109	121	126	143	136	147
241 (24101 & 24102 & 24103 & 24104 & 24109)	Pembuatan besi dan keluli asas	2,731	2,685	2,673	2,763	2,434	2,567
242 (24201 & 24202 & 24209)	Pembuatan logam asas berharga dan logam bukan ferus lain	2,141	2,195	2,262	2,193	2,214	2,239
243	Pengacuan logam	48	50	54	49	47	52
251 & 252	Pembuatan produk struktur logam, tangki, takungan, penjana wap, senjata dan peluru	2,207	2,276	2,478	2,764	2,414	2,438
25113	Pembuatan pintu, tingkap dan bingkai, penutup tingkap dan pintu pagar daripada logam &	1,524	1,548	1,713	2,050	1,747	1,784
25119	Pembuatan produk struktur logam lain						
25120	Pembuatan tangki, takungan dan kontena daripada logam Industri lain	627	664	698	644	606	591
		55	64	66	70	61	63
259	Pembuatan lain-lain produk yang direka daripada logam; aktiviti perkhidmatan kerja logam	2,883	2,999	3,149	3,135	2,937	3,019
25910	Tempaan, tekanan, hentakan dan bentuk gelekkan logam; serbuk metalurgi	367	397	412	414	402	431
25920	Rawatan dan penyalutan logam; menggunakan mesin	277	287	291	280	263	292
25991	Pembuatan tin untuk produk makanan dan minuman, tiub dan kotak boleh dilipat	511	537	562	563	510	503
25992	Pembuatan kabel, plaited bands (jalur/pita berpintal) dan artikel seumpamanya daripada logam &	1,064	1,097	1,169	1,189	1,093	1,135
25993	Pembuatan bolt, skru, nat dan produk uliran seumpamanya						
25994	Pembuatan barangan rumah daripada logam	18	19	19	21	19	23
25999	Pembuatan produk lain yang direka daripada logam f.t.t.l. Industri lain	581	593	627	586	585	561
		66	69	69	82	65	74
261	Pembuatan komponen dan papan elektronik	24,782	24,072	26,241	23,010	25,642	29,831
26101	Pembuatan diod, transistor dan alatan semikonduktor &	14,670	14,283	15,213	14,304	15,972	18,758
26102	Pembuatan litar elektronik bersepadu dengan pemasangan mikro						
26103	Pembuatan kapasitor dan perintang elektrik &						
26104	Pembuatan papan litar bercetak	9,303	8,968	10,164	7,881	8,932	10,202
&							
26105	Pembuatan komponen paparan						
26109	Pembuatan komponen lain untuk aplikasi elektronik	809	821	865	826	737	871
262 (26201 & 26202)	Pembuatan komputer dan kelengkapan peranti	4,405	3,797	4,169	4,274	4,634	4,254
263/ 26300	Pembuatan peralatan komunikasi	1,260	1,271	1,265	1,121	1,106	1,418
264/ 26400	Pembuatan peralatan elektronik pengguna	3,881	3,948	3,617	3,659	3,352	3,993
265	Pembuatan kelengkapan mengukur, menguji, memandu arah dan kawalan; jam tangan dan jam	1,339	1,331	1,723	1,788	1,222	1,413
26511	Pembuatan kelengkapan mengukur, menguji, & memandu arah dan kawalan	1,140	1,113	1,531	1,613	1,076	1,255
26512	Pembuatan kelengkapan kawalan proses perindustrian						
26520	Pembuatan jam tangan dan jam dan bahagiannya	199	218	192	176	146	158
266/ 26600	Pembuatan peralatan penyinaran, perubatan elektro dan elektroterapeutik	811	336	349	316	322	358

2022									Group Description/Period
Apr.	Mei	Jun	Jul.	Ogo.	Sep.	Okt.	Nov.	Dis.	
3,723	3,332	3,434	3,441	3,527	3,468	3,447	3,824	3,973	Manufacture of non-metallic mineral products n.e.c. <i>Manufacture of refractory mortars and concretes</i>
177	154	188	168	165	178	171	193	204	<i>Manufacture of non-refractory ceramic</i>
93	94	96	95	90	87	86	87	90	<i>Manufacture of other porcelain and ceramic products</i>
933	833	846	847	889	873	904	1,006	1,026	<i>Manufacture of hydraulic cement</i>
662	651	655	650	678	659	635	715	764	<i>Manufacture of ready-mix and dry-mix concrete and mortars</i>
									<i>Manufacture of precast concrete, cement or artificial stone articles for use in construction</i>
1,371	1,148	1,156	1,190	1,228	1,200	1,185	1,308	1,379	<i>Manufacture of prefabricated structural components for building or civil engineering of cement, concrete or artificial stone</i>
									<i>Manufacture of other articles of concrete, cement and plaster n.e.c.</i>
361	331	379	377	357	345	350	386	381	<i>Manufacture of other non-metallic mineral products n.e.c.</i>
125	121	115	113	119	126	115	129	129	<i>Other industry</i>
2,392	2,068	1,864	1,741	2,308	2,755	2,719	2,738	2,670	Manufacture of basic iron and steel
2,201	1,739	1,566	1,565	1,795	2,185	2,281	2,245	2,347	Manufacture of basic precious and other non-ferrous metals
55	52	49	42	51	54	54	57	58	Casting of metals
2,322	2,248	2,416	2,262	2,254	2,203	2,313	2,397	2,700	Manufacture of structural metal products, tanks, reservoirs, steam generators, weapons and ammunition
1,605	1,590	1,655	1,545	1,518	1,519	1,579	1,627	1,878	<i>Manufacture of metal doors, windows and their frames, shutters and gates</i>
									<i>Manufacture of other structural metal products</i>
661	603	700	653	660	626	670	705	745	<i>Manufacture of tanks, reservoirs and containers of metal</i>
56	56	62	64	76	59	64	65	77	<i>Other industry</i>
3,296	2,933	2,894	2,766	2,809	2,838	2,988	3,007	3,196	Manufacture of other fabricated metal products; metal working service activities
432	411	430	428	440	446	459	452	449	<i>Forging, pressing, stamping and roll-forming of metal; powder metallurgy</i>
301	263	287	291	262	310	320	317	371	<i>Treatment and coating of metals; machining</i>
499	437	484	463	489	483	464	462	488	<i>Manufacture of tins and cans for food products, collapsible tubes and boxes</i>
									<i>Manufacture of metal cable, plaited bands and similar articles</i>
1,178	1,115	980	889	865	837	940	933	1,010	<i>Manufacture of bolts, screws, nuts and similar threaded products</i>
20	21	22	24	22	22	22	22	23	<i>Manufacture of metal household articles</i>
789	620	625	601	657	670	704	733	767	<i>Manufacture of any other fabricated metal products n.e.c.</i>
76	67	66	71	73	71	79	87	87	<i>Other industry</i>
25,077	25,890	29,337	27,703	31,054	34,715	32,389	31,465	30,050	Manufacture of electronic components and boards
									<i>Manufacture of diodes, transistors and similar semiconductor devices</i>
15,650	15,284	17,705	16,260	18,293	19,824	19,067	17,625	17,792	<i>Manufacture of electronic integrated circuits micro assemblies</i>
									<i>Manufacture of electrical capacitors and resistors</i>
8,625	9,731	10,701	10,597	11,832	13,749	12,164	12,790	11,333	<i>Manufacture of printed circuit boards</i>
									<i>Manufacture of display components</i>
803	874	931	846	929	1,142	1,158	1,051	925	<i>Manufacture of other components for electronic applications</i>
5,900	4,101	4,669	3,880	4,135	2,778	4,084	3,746	4,044	Manufacture of computers and peripheral equipment
1,049	1,083	1,368	929	1,160	1,452	1,231	1,239	1,359	Manufacture of communication equipment
3,703	3,124	3,267	3,371	3,737	4,128	3,553	3,738	3,225	Manufacture of consumer electronics
1,161	1,193	1,561	1,544	1,639	1,712	1,691	1,690	1,722	Manufacture of measuring, testing, navigating and control equipment; watches and clocks
986	1,024	1,362	1,342	1,436	1,519	1,481	1,479	1,543	<i>Manufacture of measuring, testing, navigating and control equipment</i>
174	169	199	202	203	193	210	211	179	<i>Manufacture of industrial process control equipment</i>
									<i>Manufacture of watches and clocks and parts</i>
462	348	497	445	515	438	461	539	446	Manufacture of irradiation, electromedical and electrotherapeutic equipment

Kod Kumpulan Group code	Keterangan Kumpulan/Tempoh	2020	2021	2022	2021				2022			
					Q1	Q2	Q3	Q4	Q1	Q2	Q3	Q4
267 (26701 & 26702) & 268 (26800)	Pembuatan peralatan optikal, kelengkapan fotografi, media magnetik dan optikal	1,417	1,682	2,249	370	383	371	559	495	521	622	612
271	Pembuatan motor elektrik, penjana, transformer dan perkakasan pengagihan dan pengawalan elektrik	10,580	12,845	17,122	2,794	3,091	3,214	3,745	3,853	4,205	4,621	4,442
	27101 Pembuatan motor elektrik, penjana dan transformer	4,131	4,672	5,476	1,033	1,117	1,203	1,319	1,297	1,420	1,435	1,325
	27102 Pembuatan perkakasan pengagihan dan pengawalan	6,449	8,173	11,645	1,762	1,974	2,011	2,426	2,556	2,785	3,187	3,118
272/ 27200	Pembuatan bateri dan akumulator	5,166	4,975	6,645	968	1,212	1,464	1,331	1,218	1,367	1,955	2,104
273	Pembuatan pendawaian dan peranti pendawaian	8,432	10,640	10,643	2,396	2,580	2,673	2,990	2,691	2,734	2,708	2,510
	27310 Pembuatan kabel gantian optikal	227	308	354	63	62	85	98	84	93	87	90
	27320 Pembuatan wayar dan kabel elektronik dan elektrik lain	7,731	9,599	9,610	2,178	2,325	2,397	2,699	2,417	2,450	2,460	2,282
	27330 Pembuatan alatan pendawaian pembawa dan bukan pembawa arus untuk litar elektrik (tanpa mengira jenis bahan)	474	734	679	155	193	192	193	190	191	161	138
274/ 27400	Pembuatan kelengkapan pencahayaan elektrik	1,324	1,287	1,635	286	306	318	376	368	392	442	433
275/ 27500	Pembuatan perkakasan domestik	10,017	10,968	11,917	2,553	2,581	2,707	3,127	2,748	2,898	3,188	3,083
279/ 27900	Pembuatan kelengkapan elektrik lain	6,605	7,774	8,087	1,670	1,921	2,005	2,178	1,948	1,865	2,080	2,194
281 & 282	Pembuatan jentera kegunaan umum dan kegunaan khas	36,825	42,783	45,720	9,430	11,289	10,655	11,408	10,312	11,805	11,481	12,123
	28120 Pembuatan alat-alat kuasa bendalir											
	& 28130 Pembuatan pam, pemampat, kepala paip dan injap lain	2,312	2,912	2,983	622	761	690	839	531	750	851	852
	28180 Pembuatan alatan tangan yang menggunakan kuasa dilengkapkan dengan motor elektrik atau bukan motor elektrik atau pneumatik	8,498	10,853	10,965	2,407	2,987	2,675	2,783	2,329	2,946	2,765	2,925
	& 28220 Pembuatan jentera pembentukan logam dan alatan mesin											
	28192 Pembuatan mesin penyaman udara, termasuk untuk kenderaan bermotor	10,135	11,938	11,209	2,725	3,099	2,901	3,213	3,020	3,200	2,535	2,454
	28290 Pembuatan lain-lain mesin bertujuan khas t.t.t.l. Industri lain	6,803	6,030	8,316	1,235	1,673	1,546	1,576	1,587	1,933	2,252	2,544
		9,078	11,049	12,248	2,440	2,769	2,843	2,997	2,845	2,975	3,078	3,349
291 (29101 & 29102)	Pembuatan kenderaan bermotor	36,423	38,540	43,241	9,334	7,718	8,131	13,355	9,874	9,343	9,925	14,099
292/ 29200	Pembuatan kerangka (coachwork) untuk kenderaan bermotor; pembuatan treler dan semi treler	5,473	6,553	7,706	1,531	1,742	1,271	2,009	1,985	2,077	1,532	2,112
293/ 29300	Pembuatan alat ganti dan aksesori untuk kenderaan bermotor	30,638	32,291	38,077	8,688	7,803	6,895	8,905	8,926	9,291	10,078	9,781
301 (30110 & 30120)	Pembinaan kapal dan bot	3,399	5,121	5,169	1,198	1,135	1,224	1,564	1,285	1,164	1,176	1,544
302, 303, 304 & 309	Pembuatan lokomotif keretapi, rolling stock, kapal angkasa dan udara, jentera berkaitan, kenderaan tempur ketenteraan, dan kelengkapan pengangkutan t.t.t.l.	9,546	8,983	10,521	2,537	2,160	1,787	2,498	2,548	2,578	2,475	2,920
	30910 Pembuatan motosikal	2,352	2,041	2,577	606	543	383	509	537	658	648	733
	30920 Pembuatan basikal dan invalid carriages	2,240	2,317	2,879	644	514	481	678	659	720	705	795
	Industri lain	4,955	4,625	5,066	1,287	1,104	923	1,312	1,352	1,200	1,121	1,392
310	Pembuatan perabot	16,524	15,579	17,101	4,702	3,230	2,876	4,772	5,017	3,840	3,722	4,522
	31001 Pembuatan perabot kayu dan rotan	10,982	8,579	8,667	3,029	1,801	1,414	2,335	2,670	1,849	1,915	2,233
	Industri lain	5,542	7,001	8,434	1,673	1,429	1,462	2,437	2,347	1,991	1,807	2,290
321 (32110 & 32120)	Pembuatan barang kemas, bijouterie dan artikel berkaitan	4,416	4,501	5,651	1,333	1,391	593	1,184	1,225	1,654	1,388	1,383
322, 325 & 329	Pembuatan instrumen muzik, peralatan dan bekalan perubatan dan pergigian dan pembuatan lain t.t.t.l.	5,209	5,573	6,168	1,352	1,339	1,375	1,508	1,529	1,521	1,609	1,510
	32901 Pembuatan alat tulis	1,230	1,386	1,518	366	372	315	333	352	376	432	358
	Industri lain	3,980	4,187	4,650	986	967	1,060	1,175	1,177	1,145	1,176	1,151
323/ 32300	Pembuatan barangan sukan	273	200	211	56	59	37	49	55	52	48	57
324/ 32400	Pembuatan permainan dan mainan	600	623	639	144	154	135	190	184	179	130	145
331 & 332	Pembaikan pemasangan produk logam, jentera, kelengkapan dan pemasangan jentera perindustrian dan kelengkapan	5,324	5,326	5,746	1,430	1,129	1,176	1,591	1,517	1,244	1,295	1,689
	33150 Pembaikan dan penyelenggaraan kelengkapan pengangkutan kecuali motosikal dan basikal	1,695	1,800	2,121	474	369	409	548	537	460	500	624
	Industri lain	3,629	3,526	3,625	955	760	767	1,043	980	784	795	1,066
Jumlah Pembuatan		1,346,620	1,554,738	1,800,734	368,234	377,735	381,793	426,976	415,298	443,489	467,562	474,385

2021	2022	2021									Group Description/Period
(Jan. - Dis.)	(Jan. - Dis.)	Jan.	Feb.	Mar.	Apr.	Mei	Jun	Jul.	Ogo.	Sep.	
1,682	2,249	130	123	117	127	111	145	99	120	152	Manufacture of optical instruments, photographic equipment, magnetic and optical media
12,845	17,122	954	851	989	1,076	961	1,054	929	1,125	1,160	Manufacture of electric motors, generators, transformers and electricity distribution and control apparatus
4,672	5,476	354	315	363	394	336	388	384	414	404	Manufacture of electric motors, generators and transformers
8,173	11,645	600	536	626	682	626	666	545	710	756	Manufacture of electricity distribution and control apparatus
4,975	6,645	382	281	306	374	349	489	457	534	474	Manufacture of batteries and accumulators
10,640	10,643	826	777	793	862	837	881	845	894	935	Manufacture of wiring and wiring devices
308	354	22	19	21	23	19	20	28	27	30	Manufacture of fibre optic cables
9,599	9,610	753	710	716	777	758	789	748	803	846	Manufacture of other electronic and electric wires and cables
734	679	51	47	57	62	59	71	69	64	59	Manufacture of current -carrying and non current-carrying wiring devices for electrical circuits regardless of material
1,287	1,635	99	86	102	109	95	103	78	113	127	Manufacture of electric lighting equipment
10,968	11,917	879	849	826	892	824	866	855	930	922	Manufacture of domestic appliances
7,774	8,087	599	519	552	622	601	698	587	675	743	Manufacture of other electrical equipment
42,783	45,720	3,092	3,108	3,230	3,873	3,512	3,904	3,066	3,794	3,795	Manufacture of general-purpose and special-purpose machinery
											Manufacture of fluid power equipment
2,912	2,983	139	228	256	277	247	237	138	276	275	Manufacture of other pumps, compressors, taps and valves
											Manufacture of power-driven hand tools with self-contained electric or non-electric motor or pneumatic drives
10,853	10,965	831	803	773	1,013	959	1,016	930	871	874	Manufacture of metal-forming machinery and machine tools
11,938	11,209	961	866	897	1,073	927	1,100	623	1,178	1,101	Manufacture of air-conditioning machines, including for motor vehicles
6,030	8,316	389	405	441	553	455	664	512	506	528	Manufacture of other special-purpose machinery n.e.c.
11,049	12,248	772	806	862	958	924	888	862	963	1,017	Other industry
38,540	43,241	3,146	2,999	3,189	3,187	2,719	1,813	2,401	2,412	3,318	Manufacture of motor vehicles
6,553	7,706	503	432	596	739	578	425	361	388	522	Manufacture of bodies (coachwork) for motor vehicles; manufacture of trailers and semi-trailers
32,291	38,077	2,742	2,740	3,206	2,968	2,718	2,117	2,214	2,382	2,300	Manufacture of parts and accessories for motor vehicles
5,121	5,169	396	384	418	451	310	373	335	411	477	Building of ships and boats
8,983	10,521	870	746	922	886	684	591	531	620	637	Manufacture of railway locomotives, rolling stock, air and spacecraft, related machinery, military fighting vehicles and transport equipment n.e.c
2,041	2,577	206	187	213	218	190	135	126	129	128	Manufacture of motorcycles
2,317	2,879	238	164	242	225	198	91	99	185	197	Manufacture of bicycles and invalid carriages
4,625	5,066	425	395	466	442	296	365	305	306	312	Other industry
15,579	17,101	1,631	1,478	1,593	1,206	1,177	847	614	968	1,294	Manufacture of furniture
8,579	8,667	1,028	955	1,046	674	655	472	339	496	579	Manufacture of wooden and cane furniture
7,001	8,434	603	523	547	532	522	375	275	471	715	Other industry
4,501	5,651	489	413	431	583	528	279	116	148	329	Manufacture of jewellery, bijouterie and related articles
5,573	6,168	448	438	466	476	454	409	423	461	491	Manufacture of musical instruments, medical and dental instruments and supplies and other manufacturing n.e.c.
1,386	1,518	116	115	136	130	129	112	100	118	97	Manufacture of stationery
4,187	4,650	333	323	330	346	324	297	323	343	394	Other industry
200	211	17	18	21	22	21	15	11	12	14	Manufacture of sports goods
623	639	42	41	61	67	64	22	42	35	58	Manufacture of games and toys
5,326	5,746	466	433	531	481	328	321	332	366	477	Repair of fabricated metal products, machinery and equipment and installation of industrial machinery and equipment
1,800	2,121	158	126	190	166	102	101	106	116	187	Repair and maintenance of transport equipment except motorcycles and bicycles
3,526	3,625	308	307	341	315	226	219	226	251	291	Other industry
1,554,738	1,800,734	122,887	118,412	126,935	130,646	122,726	124,363	119,934	126,536	135,323	Total Manufacturing

Kod Kumpulan Group code	Keterangan Kumpulan/Tempoh						
		Okt.	Nov.	Dis.	Jan.	Feb.	Mac
267 (26701 & 26702) & 268 (26800)	Pembuatan peralatan optikal, kelengkapan fotografi, media magnetik dan optikal	198	173	187	159	154	182
271	Pembuatan motor elektrik, penjana, transformer dan perkakasan pengagihan dan pengawalan elektrik	1,216	1,208	1,320	1,245	1,203	1,405
	27101 Pembuatan motor elektrik, penjana dan transformer	424	411	484	445	389	463
	27102 Pembuatan perkakasan pengagihan dan pengawalan	793	797	836	800	814	942
272/ 27200	Pembuatan bateri dan akumulator	484	456	392	433	377	408
273	Pembuatan pendawaian dan peranti pendawaian	1,006	998	987	938	869	884
	27310 Pembuatan kabel gentian optikal	33	28	37	27	27	29
	27320 Pembuatan wayar dan kabel elektronik dan elektrik lain	906	898	894	846	784	787
	27330 Pembuatan alatan pendawaian pembawa dan bukan pembawa arus untuk litar elektrik (tanpa mengira jenis bahan)	67	71	55	64	58	68
274/ 27400	Pembuatan kelengkapan pencahayaan elektrik	159	111	106	111	119	138
275/ 27500	Pembuatan perkakasan domestik	1,006	1,034	1,087	1,004	818	927
279/ 27900	Pembuatan kelengkapan elektrik lain	715	706	757	653	632	663
281 & 282	Pembuatan jentera kegunaan umum dan kegunaan khas	3,818	3,814	3,776	3,605	3,336	3,372
	28120 Pembuatan alat-alat kuasa bendalir &						
	28130 Pembuatan pam, pemampat, kepala paip dan injap lain	296	271	273	190	172	169
	28180 Pembuatan alatan tangan yang menggunakan kuasa dilengkapkan dengan motor elektrik atau bukan motor elektrik atau pneumatik &	960	907	916	817	776	736
	28220 Pembuatan jentera pembentukan logam dan alatan mesin						
	28192 Pembuatan mesin penyaman udara, termasuk untuk kenderaan bermotor	1,093	1,116	1,004	1,045	983	992
	28290 Pembuatan lain-lain mesin bertujukan khas t.t.t.l. Industri lain	520	514	542	549	494	543
		950	1,005	1,042	1,003	911	931
291 (29101 & 29102)	Pembuatan kenderaan bermotor	4,287	4,683	4,385	3,451	3,197	3,226
292/ 29200	Pembuatan kerangka (coachwork) untuk kenderaan bermotor; pembuatan treler dan semi treler	683	687	639	641	553	791
293/ 29300	Pembuatan alat ganti dan aksesori untuk kenderaan bermotor	2,931	3,089	2,884	2,839	2,770	3,318
301 (30110 & 30120)	Pembinaan kapal dan bot	568	524	471	438	402	445
302, 303, 304 & 309	Pembuatan lokomotif keretapi, rolling stock, kapal angkasa dan udara, jentera berkaitan, kenderaan tempur ketenteraan, dan kelengkapan pengangkutan t.t.t.l.	734	890	873	862	766	921
	30910 Pembuatan motosikal	139	181	189	183	167	187
	30920 Pembuatan basikal dan invalid carriages Industri lain	219	223	235	224	184	251
		377	486	449	454	415	483
310	Pembuatan perabot	1,494	1,646	1,633	1,761	1,564	1,691
	31001 Pembuatan perabot kayu dan rotan Industri lain	684	823	828	929	816	924
		810	823	804	832	748	767
321 (32110 & 32120)	Pembuatan barang kemas, bijouterie dan artikel berkaitan	364	415	404	451	380	394
322, 325 & 329	Pembuatan instrumen muzik, peralatan dan bekalan perubatan dan pergigian dan pembuatan lain t.t.t.l.	498	494	515	515	501	513
	32901 Pembuatan alat tulis Industri lain	108	110	115	116	114	122
		391	384	400	399	387	390
323/ 32300	Pembuatan barangan sukan	14	18	18	18	18	19
324/ 32400	Pembuatan permainan dan mainan	64	64	62	63	61	60
331 & 332	Pembaikan pemasangan produk logam, jentera, kelengkapan dan pemasangan jentera perindustrian dan kelengkapan	506	565	519	511	443	563
	33150 Pembaikan dan penyelenggaraan kelengkapan pengangkutan kecuali motosikal dan basikal Industri lain	173	190	185	170	138	229
		334	376	334	341	305	334
Jumlah Pembuatan		140,655	142,411	143,911	138,986	131,703	144,610

2022									Group Description/Period
Apr.	Mei	Jun	Jul.	Ogo.	Sep.	Okt.	Nov.	Dis.	
164	148	209	208	211	202	188	212	211	Manufacture of optical instruments, photographic equipment, magnetic and optical media
1,450	1,285	1,470	1,494	1,581	1,546	1,513	1,497	1,432	Manufacture of electric motors, generators, transformers and electricity distribution and control apparatus
510	424	486	490	483	462	441	477	406	Manufacture of electric motors, generators and transformers
940	861	984	1,004	1,098	1,084	1,071	1,020	1,026	Manufacture of electricity distribution and control apparatus
388	429	551	573	625	757	793	620	690	Manufacture of batteries and accumulators
980	859	895	890	932	886	844	831	835	Manufacture of wiring and wiring devices
34	29	30	31	33	24	25	30	35	Manufacture of fibre optic cables
880	769	801	801	846	813	774	756	752	Manufacture of other electronic and electric wires and cables
									Manufacture of current -carrying and non current-carrying wiring devices for electrical circuits regardless of material
66	61	64	58	54	49	45	45	48	
123	129	140	133	153	156	137	147	150	Manufacture of electric lighting equipment
1,011	919	968	987	1,116	1,086	1,034	1,011	1,038	Manufacture of domestic appliances
600	585	680	620	703	758	738	727	729	Manufacture of other electrical equipment
4,046	3,668	4,091	3,647	3,951	3,883	3,893	4,003	4,227	Manufacture of general-purpose and special-purpose machinery
									Manufacture of fluid power equipment
267	221	262	241	306	304	312	284	256	Manufacture of other pumps, compressors, taps and valves
									Manufacture of power-driven hand tools with self-contained electric or non-electric motor or pneumatic drives
1,008	944	994	951	907	908	906	997	1,022	Manufacture of metal-forming machinery and machine tools
1,168	972	1,060	838	880	817	819	779	856	Manufacture of air-conditioning machines, including for motor vehicles
613	546	774	659	780	813	807	795	942	Manufacture of other special-purpose machinery n.e.c.
990	985	1,000	959	1,077	1,043	1,050	1,148	1,151	Other industry
3,285	3,013	3,046	3,095	3,131	3,700	3,960	5,177	4,961	Manufacture of motor vehicles
840	692	545	462	500	571	687	740	685	Manufacture of bodies (coachwork) for motor vehicles; manufacture of trailers and semi-trailers
3,134	3,011	3,146	3,347	3,470	3,261	2,998	3,503	3,280	Manufacture of parts and accessories for motor vehicles
469	315	380	374	369	432	560	514	470	Building of ships and boats
956	807	815	800	819	855	959	999	962	Manufacture of railway locomotives, rolling stock, air and spacecraft, related machinery, military fighting vehicles and transport equipment n.e.c
231	214	214	220	215	213	223	254	256	Manufacture of motorcycles
248	238	233	222	237	246	272	272	251	Manufacture of bicycles and invalid carriages
477	355	368	359	367	395	464	473	455	Other industry
1,433	1,305	1,102	1,123	1,163	1,436	1,444	1,547	1,531	Manufacture of furniture
659	598	592	589	613	714	708	777	748	Manufacture of wooden and cane furniture
774	707	510	534	550	722	737	770	783	Other industry
533	577	545	411	443	533	442	488	454	Manufacture of jewellery, bijouterie and related articles
528	497	496	522	548	539	490	505	515	Manufacture of musical instruments, medical and dental instruments and supplies and other manufacturing n.e.c.
123	124	129	149	156	127	120	120	119	Manufacture of stationery
405	373	367	373	392	411	369	386	396	Other industry
20	16	15	16	14	17	18	19	20	Manufacture of sports goods
72	68	39	38	44	48	48	52	45	Manufacture of games and toys
526	358	360	367	404	524	541	594	554	Repair of fabricated metal products, machinery and equipment and installation of industrial machinery and equipment
205	128	127	137	148	216	201	220	202	Repair and maintenance of transport equipment except motorcycles and bicycles
321	230	233	230	257	308	340	374	352	Other industry
147,942	142,043	153,503	148,431	157,436	161,694	158,864	159,194	156,328	Total Manufacturing

Jadual Table **1.4b** : Nilai Jualan Sektor Pembuatan Mengikut Kumpulan: Perubahan Peratusan Tahunan
 : Sales Value of Manufacturing Sector by Group: Annual Percentage Change

Kod Kumpulan Group code	Keterangan Kumpulan/Tempoh	2020	2021	2022	2021				2022			
					Q1	Q2	Q3	Q4	Q1	Q2	Q3	Q4
101	Pemprosesan dan pengawetan daging	9.4	8.7	11.8	30.7	-7.9	5.5	13.1	15.5	17.1	8.5	7.2
102	Pemprosesan dan pengawetan ikan, krustasea dan moluska	-2.3	0.8	-9.0	4.5	22.0	-13.1	-5.7	-14.5	-11.1	-2.8	-6.7
	10201 Pengetinan ikan, krustasea dan moluska &											
	10202 Pemprosesan dan pengawetan ikan, krustasea dan moluska	-1.3	0.6	-9.7	4.7	22.2	-13.1	-6.9	-15.2	-11.8	-3.5	-7.2
	Industri lain	-19.0	5.2	4.0	0.2	17.6	-12.4	20.7	-1.3	5.6	11.5	1.5
103	Pemprosesan dan pengawetan buah-buahan dan sayur - sayuran	7.9	-1.1	1.6	29.8	12.0	-25.3	-12.6	-14.7	-3.8	19.4	11.8
	10303 Pengetinan nanas &											
	10304 Pembuatan jem, marmalad dan sajian jeli	2.6	4.9	-2.0	4.0	10.3	5.7	0.2	-36.1	-9.6	26.8	27.7
	Industri lain	9.3	-2.6	2.6	39.9	12.4	-30.6	-15.2	-8.4	-2.5	17.5	8.0
104	Pembuatan minyak dan lemak daripada sayuran dan haiwan	14.3	13.9	12.8	12.3	12.8	11.6	18.2	22.6	17.4	9.7	5.1
	10404 Pembuatan minyak sayuran mentah dan bertapis &											
	10406 Pembuatan sebatian lemak masakan	3.1	24.3	19.9	13.3	40.4	36.8	9.5	7.5	20.0	25.3	25.0
	10405 Pembuatan minyak kelapa	6.6	-6.3	34.4	10.9	-1.9	-23.8	-9.6	7.8	47.1	76.7	22.9
	Industri lain	15.7	13.0	11.9	12.2	10.6	9.5	19.4	25.0	17.0	7.5	3.1
105	Pembuatan produk tenusu	3.3	7.4	12.1	3.8	13.1	2.0	11.4	13.8	12.5	14.9	7.7
	10502 Pembuatan susu pekat, tepung dan sejat	4.4	7.2	13.1	2.4	12.2	2.0	12.6	15.5	13.7	15.3	8.3
	Industri lain	-8.7	10.9	-0.1	21.5	25.6	2.6	-2.5	-5.2	-3.6	10.3	-1.0
106	Pembuatan produk bijian, kanji dan produk berkanji	3.5	18.4	22.1	3.8	21.2	20.2	29.8	24.5	24.6	22.1	17.4
	10611 Pengilangan beras	18.8	22.2	32.7	-10.4	20.6	34.5	51.6	51.1	33.8	29.8	20.9
	10613 Pengilangan tepung	-6.1	16.8	14.0	17.2	24.4	10.8	15.6	8.6	17.0	16.0	14.7
	Industri lain	-3.2	-0.5	4.4	-3.3	-7.3	-1.8	10.9	-7.1	7.9	6.5	10.7
107	Pembuatan produk makanan lain	9.4	12.3	9.7	22.0	10.4	6.3	11.5	4.3	11.3	14.8	8.6
	10711 Pembuatan biskut dan cookies	1.9	4.4	47.1	14.8	7.9	-14.9	10.5	40.6	61.3	70.5	25.4
	10712 Pembuatan roti, kek dan produk bakeri lain	31.6	6.4	0.9	35.8	-1.9	-3.3	2.4	-10.3	2.0	4.2	8.4
	10713 Pembuatan produk snek	-8.9	-1.8	20.8	-3.6	-4.8	-10.0	11.3	18.1	25.7	30.1	11.5
	10721 Pembuatan gula	-6.5	20.0	-5.5	9.0	24.7	24.8	23.4	-1.1	-0.1	-6.1	-13.8
	10731 Pembuatan produk koko	-7.5	-8.0	0.03	-1.9	-10.0	-11.0	-9.4	-6.7	-2.8	6.9	3.7
	10732 Pembuatan coklat dan produk coklat &											
	10733 Pembuatan konfeksi gula	23.1	25.4	12.0	48.8	28.8	17.1	12.7	8.7	12.6	17.0	9.6
	10793 Pembuatan sos dan bahan perasa	-17.5	15.1	3.6	7.9	26.5	3.0	24.3	8.7	6.0	9.0	-7.0
	10799 Pembuatan produk makanan lain t.t.t.l.	13.9	19.8	31.2	18.0	8.1	27.8	25.7	25.7	32.5	33.7	32.6
	Industri lain	1.6	11.5	9.3	11.0	12.9	6.4	15.7	1.8	9.4	17.9	8.5
108/ 10800	Pembuatan makanan haiwan tersedia	-16.3	15.9	25.3	-26.9	17.2	43.5	47.3	42.2	24.4	20.5	18.8
110	Pembuatan minuman ringan	-24.5	12.0	19.6	-1.9	66.6	-6.5	16.5	6.3	30.5	42.2	7.6
	11041 Pembuatan minuman ringan	-27.1	24.6	7.3	1.0	53.1	27.8	30.2	10.1	14.7	3.1	2.8
	11042 Pengeluaran air mineral semulajadi dan minuman lain yang dibotolkan	-15.3	22.2	2.1	22.1	61.9	6.2	13.5	3.3	7.1	1.9	-3.4
	Industri lain	-23.2	-9.9	52.7	-11.0	108.0	-60.9	-1.1	1.8	74.9	267.6	20.1
120/ 12000	Pembuatan produk tembakau	-21.7	-3.9	16.0	2.9	222.9	-71.5	11.1	4.7	32.1	155.9	-16.4
131	Pemintalan, penenunan dan penyiapan tekstil	-13.9	14.2	6.3	-1.6	80.7	0.2	3.7	7.7	-0.3	19.0	1.1
	13110 Penyediaan dan pemintalan gentian tekstil &											
	13120 Penenunan tekstil	-18.1	14.8	7.6	-5.5	98.1	0.03	1.2	7.9	-5.9	27.1	6.6
	13132 Pewarnaan, pelunturan, percetakan dan penyiapan akhir benang dan fabrik	3.4	12.9	3.5	14.3	35.2	-0.2	10.3	6.9	20.3	2.5	-11.3
	Industri lain	-43.9	9.8	-15.2	-32.4	134.2	22.1	6.4	9.6	12.4	-32.3	-31.9
139	Pembuatan tekstil lain	-8.7	31.4	11.7	14.2	55.3	31.2	30.9	23.7	21.6	4.2	1.2
	13910 Pembuatan fabrik dikait dan dikrusye	-10.5	16.8	3.0	13.9	32.6	9.8	14.5	8.8	9.6	-0.3	-4.8
	Industri lain	-6.4	49.0	19.9	14.5	87.5	57.9	50.2	39.8	33.6	8.0	6.6
141	Pembuatan pakaian, kecuali pakaian berbulu	-9.8	3.1	3.6	-1.3	23.7	-4.0	-0.02	3.3	8.5	5.2	-1.3
	14102 Pembuatan pakaian	-6.4	2.7	2.1	-0.8	18.5	-3.7	0.8	2.4	5.6	1.8	-1.1
	Industri lain	-31.2	6.5	16.5	-5.0	97.1	-7.1	-5.9	9.1	32.3	41.8	-3.3
142 & 143	Pembuatan artikel daripada kulit bulu dan pakaian yang dikait dan dikrusye	-14.0	1.4	0.6	23.8	25.1	-30.9	-2.1	-8.0	-11.2	28.8	0.7
151 (15110 & 15120)	Penyamakan dan pembersihan kulit, pembuatan bagasi, beg tangan, pelana dan abah-abah pembersihan dan pewarnaan bulu	-12.8	1.0	29.0	1.1	9.0	-25.3	19.6	16.8	31.6	64.1	17.8
152	Pembuatan kasut	-26.4	-0.3	4.1	5.8	70.8	-26.5	-15.6	-18.2	6.9	35.9	7.5
	15201 Pembuatan kasut kulit &											
	15203 Pembuatan kasut getah	-29.7	-4.4	12.3	8.0	45.5	-35.1	-14.2	-19.3	13.3	67.0	16.0
	Industri lain	-20.5	6.3	-7.7	2.6	120.5	-12.1	-17.9	-16.6	-1.4	-2.8	-6.3
161/ 16100	Pengilangan dan pengetaman kayu	-19.8	5.1	13.4	5.9	75.5	-21.4	2.1	9.9	18.4	28.9	2.9

2021		2022		2021							Group Description/Period
(Jan. - Dis.)	(Jan. - Dis.)	Jan.	Feb.	Mar.	Apr.	Mei	Jun	Jul.	Ogo.	Sep.	
8.7	11.8	41.0	35.9	16.8	-6.8	-8.4	-8.5	-3.2	11.2	8.5	Processing and preserving of meat
0.8	-9.0	3.3	0.0	10.4	43.5	15.4	11.0	-12.6	-12.1	-14.6	Processing and preserving of fish, crustaceans and molluscs
											Canning of fish, crustaceans and molluscs
0.6	-9.7	3.8	0.2	10.4	43.8	15.0	11.7	-12.5	-12.0	-14.9	Processing, curing and preserving of fish, crustacean and molluscs
5.2	4.0	-4.6	-3.9	10.8	36.9	24.2	-1.6	-15.3	-12.5	-9.2	Other industry
-1.1	1.6	20.8	19.4	54.5	97.4	10.9	-26.0	-26.0	-24.5	-25.4	Processing and preserving of fruits and vegetable
											Pineapple canning
4.9	-2.0	10.0	3.3	-0.1	52.8	-0.4	-17.0	-4.5	9.1	12.8	Manufacture of jams, marmalades and table jellies
-2.6	2.6	23.8	26.6	82.8	114.8	13.7	-27.5	-29.6	-30.6	-31.7	Other industry
13.9	12.8	10.3	11.8	15.0	15.2	11.4	12.0	11.3	10.0	13.3	Manufacture of vegetable and animal oils and fats
											Manufacture of crude and refined vegetable oil
24.3	19.9	5.8	19.0	16.0	51.3	38.0	33.1	29.5	27.6	53.0	Manufacture of compound cooking fats
-6.3	34.4	22.5	4.7	6.4	15.3	32.2	-39.4	-26.7	-20.8	-23.8	Manufacture of coconut oil
13.0	11.9	10.8	11.0	15.0	12.2	8.9	10.6	9.8	8.5	10.1	Other industry
7.4	12.1	5.0	3.3	3.0	30.4	9.8	2.8	-7.3	2.5	11.6	Manufacture of dairy products
7.2	13.1	4.9	1.7	0.7	30.4	8.4	1.8	-7.9	2.4	12.5	Manufacture of condensed, powdered and evaporated milk
10.9	-0.1	6.8	24.3	36.9	30.8	30.2	16.6	2.0	3.9	1.9	Other industry
18.4	22.1	0.4	3.8	7.1	15.2	22.5	26.5	16.9	16.7	26.9	Manufacture of grain mill products, starches and starch products
22.2	32.7	0.2	-10.6	-18.2	2.3	27.3	37.8	27.5	28.1	47.5	Rice milling
16.8	14.0	0.9	17.7	36.3	32.5	21.5	19.6	10.8	9.1	12.4	Flour milling
-0.5	4.4	-4.2	2.9	-8.4	-5.3	-13.9	-2.7	-10.1	0.5	3.8	Other industry
12.3	9.7	17.6	18.6	30.4	21.4	8.2	3.0	4.7	2.3	12.2	Manufacture of other food products
4.4	47.1	22.3	7.2	15.4	56.7	-6.3	-20.2	-16.6	-16.3	-11.8	Manufacture of biscuits and cookies
6.4	0.9	21.9	56.2	28.8	-11.8	5.6	1.4	-6.7	-5.3	3.2	Manufacture of bread, cakes and other bakery products
-1.8	20.8	-5.1	-10.1	5.0	8.0	-6.6	-14.8	-20.0	-13.7	3.7	Manufacture of snack products
20.0	-5.5	8.1	-2.2	24.0	45.7	19.5	12.1	22.3	13.2	38.7	Manufacture of sugar
-8.0	0.03	-0.4	1.1	-6.7	-9.4	-10.2	-10.4	-13.2	-12.1	-7.4	Manufacture of cocoa products
											Manufacture of chocolate and chocolate products
25.4	12.0	43.1	31.9	73.8	74.8	20.2	6.3	22.5	11.1	18.0	Manufacture of sugar confectionery
15.1	3.6	1.2	2.5	23.3	37.4	28.4	15.2	-4.1	-0.01	13.5	Manufacture of sauces and condiments
19.8	31.2	16.2	8.0	31.0	44.2	-1.7	-6.0	24.1	28.0	31.3	Manufacture of other food products n.e.c.
11.5	9.3	9.2	2.9	21.4	11.8	9.1	17.6	6.0	2.1	11.0	Other industry
15.9	25.3	-33.7	-32.4	-14.6	-1.5	28.3	30.1	44.7	42.9	42.9	Manufacture of prepared animal feeds
12.0	19.6	-9.4	-4.1	8.9	177.0	88.0	-16.2	-19.1	-7.4	4.8	Manufacture of beverages
24.6	7.3	-3.6	-2.6	10.1	85.1	49.6	26.7	24.9	45.9	12.4	Manufacture of soft drinks
22.2	2.1	-4.0	21.4	58.0	254.7	28.8	10.7	7.2	10.3	1.4	Production of natural mineral waters and other bottled waters
-9.9	52.7	-17.8	-12.1	-2.3	897.4	263.4	-98.9	-98.9	-89.4	-4.6	Other industry
-3.9	16.0	1.7	1.2	5.4	4,736.7	641.2	-50.5	-75.2	-81.2	-59.9	Manufacture of tobacco products
14.2	6.3	-6.1	-5.5	7.4	191.9	70.8	38.7	7.7	-3.4	-3.2	Spinning, weaving and finishing of textiles
											Preparation and spinning of textile fibres
14.8	7.6	-10.4	-8.9	3.4	239.8	89.0	47.1	7.1	1.5	-8.4	Weaving of textiles
12.9	3.5	10.8	9.6	22.8	89.9	18.4	17.5	10.2	-17.1	7.1	Dyeing, bleaching, printing and finishing of yarns and fabrics
9.8	-15.2	-22.7	-46.9	-25.4	5,136.9	375.1	-4.0	-18.1	45.3	32.5	Other industry
31.4	11.7	10.9	4.6	28.4	181.1	31.3	23.3	34.0	28.5	31.4	Manufacture of other textiles
16.8	3.0	7.2	4.6	31.8	169.0	5.6	8.1	10.5	3.7	15.4	Manufacture of knitted and crocheted fabrics
49.0	19.9	15.3	4.5	24.6	193.5	74.5	44.6	65.5	58.6	50.5	Other industry
3.1	3.6	-2.2	-1.3	-0.4	85.2	22.9	-9.2	-5.2	0.3	-6.7	Manufacture of wearing apparel, except fur apparel
2.7	2.1	-0.9	-1.2	-0.1	73.1	16.6	-10.3	-5.4	0.2	-5.7	Manufacture of clothings
6.5	16.5	-10.3	-1.5	-2.2	299.8	99.8	6.3	-2.7	1.0	-14.5	Other industry
1.4	0.6	24.0	13.9	35.4	173.9	30.4	-43.2	-40.6	-28.1	-22.0	Manufacture of articles of fur, knitted and crocheted apparel
											Tanning and dressing of leather; manufacture of luggage, handbags, saddlery and harness; dressing and dyeing of fur
1.0	29.0	0.8	1.6	0.9	232.6	12.5	-53.3	-53.8	-20.6	2.0	
-0.3	4.1	2.0	-0.6	18.1	562.0	164.1	-30.3	-29.5	-20.5	-29.2	Manufacture of footwear
											Manufacture of leather footwear
-4.4	12.3	0.9	-1.9	28.8	363.0	80.8	-36.0	-41.1	-30.6	-33.5	Manufacture of rubber footwear
6.3	-7.7	3.7	1.4	2.8	1,661.5	498.3	-22.1	-9.6	-3.0	-22.1	Other industry
5.1	13.4	2.2	-0.5	16.4	1,274.9	443.3	-53.5	-44.9	-4.5	-15.2	Sawmilling and planing of wood

Kod Kumpulan Group code	Keterangan Kumpulan/Tempoh	Okt.	Nov.	Dis.	Jan.	Feb.	Mac
101	Pemprosesan dan pengawetan daging	10.1	9.9	19.8	14.8	17.4	14.1
102	Pemprosesan dan pengawetan ikan, krustasea dan moluska	-6.2	-1.5	-9.2	-12.8	-16.2	-14.6
10201	Pengetinan ikan, krustasea dan moluska						
&							
10202	Pemprosesan dan pengawetan ikan, krustasea dan moluska	-7.2	-2.7	-10.5	-13.5	-16.8	-15.5
	Industri lain	13.4	27.7	22.2	0.2	-5.8	1.8
103	Pemprosesan dan pengawetan buah-buahan dan sayur - sayuran	-19.5	-8.2	-9.5	-8.6	-15.7	-20.0
10303	Pengetinan nanas						
&							
10304	Pembuatan jem, marmalad dan sajian jeli	10.9	17.7	-21.4	-17.7	-43.5	-43.9
	Industri lain	-24.6	-13.2	-6.5	-6.4	-5.6	-13.2
104	Pembuatan minyak dan lemak daripada sayuran dan haiwan	9.3	24.6	22.5	26.2	19.8	21.7
10404	Pembuatan minyak sayuran mentah dan bertapis						
&							
10406	Pembuatan sebatian lemak masakan	7.7	10.1	10.8	15.2	2.9	4.6
10405	Pembuatan minyak kelapa	-8.5	-7.2	-12.8	-2.3	11.2	15.1
	Industri lain	9.6	26.5	24.3	28.1	22.3	24.4
105	Pembuatan produk tenusu	6.2	14.0	14.3	15.0	13.7	12.7
10502	Pembuatan susu pekat, tepung dan sejat	6.7	15.7	15.7	16.3	15.7	14.6
	Industri lain	-0.3	-5.1	-1.9	0.01	-7.6	-7.8
106	Pembuatan produk bijian, kanji dan produk berkanji	29.3	30.8	29.4	27.2	23.7	22.8
10611	Pengilangan beras	52.3	44.8	57.9	50.3	52.8	50.2
10613	Pengilangan tepung	13.4	21.9	11.9	13.3	5.8	6.7
	Industri lain	4.5	13.3	14.9	3.0	-16.1	-7.4
107	Pembuatan produk makanan lain	14.0	10.6	9.9	10.2	-1.6	4.6
10711	Pembuatan biskut dan cookies	7.0	14.1	10.2	43.3	44.4	34.6
10712	Pembuatan roti, kek dan produk bakeri lain	3.1	1.6	2.3	0.6	-25.7	-1.3
10713	Pembuatan produk snek	9.9	11.7	12.3	16.3	17.4	20.6
10721	Pembuatan gula	26.4	23.7	20.1	20.9	-10.7	-10.9
10731	Pembuatan produk koko	-13.7	-3.9	-10.0	-3.5	-8.2	-8.6
10732	Pembuatan coklat dan produk coklat						
&							
10733	Pembuatan konfeksi gula	24.0	6.9	7.9	9.1	10.8	6.6
10793	Pembuatan sos dan bahan perasa	23.1	28.3	21.6	6.3	5.8	14.4
10799	Pembuatan produk makanan lain t.t.t.l.	35.5	20.3	22.0	30.6	22.4	24.3
	Industri lain	13.2	17.4	16.7	4.4	2.6	-1.4
108/ 10800	Pembuatan makanan haiwan tersedia	44.2	47.7	49.9	65.3	51.1	17.1
110	Pembuatan minuman ringan	24.3	17.2	8.5	6.4	6.6	5.8
11041	Pembuatan minuman ringan	41.1	32.1	18.4	4.6	11.5	13.9
11042	Pengeluaran air mineral semulajadi dan minuman lain yang dibotolkan	12.5	16.8	11.3	7.5	1.7	1.2
	Industri lain	5.6	-2.6	-6.4	8.7	1.0	-4.1
120/ 12000	Pembuatan produk tembakau	17.4	7.6	8.3	2.3	9.6	2.6
131	Pemintalan, penenunan dan penyiapan tekstil	-5.5	7.7	8.7	9.9	7.5	5.7
13110	Penyediaan dan pemintalan gentian tekstil						
&							
13120	Penenunan tekstil	-9.8	6.2	6.2	7.4	8.5	7.9
13132	Pewarnaan, pelunturan, percetakan dan penyiapan akhir benang dan fabrik	3.7	12.1	16.7	17.6	4.4	-0.8
	Industri lain	8.2	11.3	-0.4	5.4	12.3	12.4
139	Pembuatan tekstil lain	28.5	35.2	29.3	29.9	26.2	15.5
13910	Pembuatan fabrik dikait dan dikrusye	13.1	16.8	13.7	14.6	11.4	1.3
	Industri lain	47.7	55.6	47.5	46.2	42.2	31.5
141	Pembuatan pakaian, kecuali pakaian berbulu	-1.6	4.0	-2.1	0.1	1.8	8.3
14102	Pembuatan pakaian	-1.2	4.5	-0.6	0.3	0.8	6.4
	Industri lain	-4.8	0.7	-13.3	-1.7	8.5	21.9
142 & 143	Pembuatan artikel daripada kulit bulu dan pakaian yang dikait dan dikrusye	-5.1	0.4	-1.7	1.6	-12.9	-12.9
151 (15110 & 15120)	Penyamakan dan pembersihan kulit, pembuatan bagasi, beg tangan, pelana dan abah-abah pembersihan dan pewarnaan bulu	19.3	19.7	19.8	17.0	21.7	12.0
152	Pembuatan kasut	-10.8	-12.1	-22.5	-20.9	-22.1	-11.5
15201	Pembuatan kasut kulit						
&							
15203	Pembuatan kasut getah	-13.4	-12.7	-16.2	-15.7	-27.5	-15.3
	Industri lain	-6.4	-11.0	-31.1	-28.7	-14.2	-4.7
161/ 16100	Pengilangan dan pengetaman kayu	-1.1	4.5	2.9	17.9	2.9	8.6

2022									Group Description/Period
Apr.	Mei	Jun	Jul.	Ogo.	Sep.	Okt.	Nov.	Dis.	
23.6	17.3	11.0	13.4	6.9	5.7	16.2	5.1	0.8	Processing and preserving of meat
-14.5	-7.8	-10.7	-8.6	0.3	-0.2	-7.1	-5.5	-7.7	Processing and preserving of fish, crustaceans and molluscs
									<i>Canning of fish, crustaceans and molluscs</i>
-15.5	-8.3	-11.5	-9.3	-0.2	-1.2	-7.6	-5.7	-8.4	<i>Processing, curing and preserving of fish, crustacean and molluscs</i>
8.2	1.5	7.2	6.0	10.5	17.6	1.8	-2.6	5.0	<i>Other industry</i>
-15.1	-1.3	7.1	10.1	24.3	24.1	13.8	14.2	7.6	Processing and preserving of fruits and vegetable
									<i>Pineapple canning</i>
-35.2	-14.3	37.6	27.2	19.1	34.3	30.7	28.6	23.5	<i>Manufacture of jams, marmalades and table jellies</i>
-9.5	1.5	1.3	6.2	25.8	21.3	9.5	10.5	4.2	<i>Other industry</i>
16.3	23.6	13.0	11.0	16.1	3.3	2.4	1.6	11.8	Manufacture of vegetable and animal oils and fats
									<i>Manufacture of crude and refined vegetable oil</i>
11.8	18.8	29.3	36.0	35.9	7.6	21.1	16.1	37.7	<i>Manufacture of compound cooking fats</i>
31.2	26.8	101.9	82.1	81.2	66.9	22.3	11.3	35.2	<i>Manufacture of coconut oil</i>
16.7	24.1	11.0	7.6	13.4	2.4	0.5	0.2	8.9	<i>Other industry</i>
12.5	15.1	10.0	17.1	16.1	11.7	6.2	7.4	9.5	Manufacture of dairy products
14.1	16.7	10.6	17.4	16.3	12.3	6.8	7.9	10.4	<i>Manufacture of condensed, powdered and evaporated milk</i>
-7.3	-4.7	1.6	13.5	13.8	4.2	-1.3	0.1	-1.7	<i>Other industry</i>
29.4	30.6	14.2	19.8	28.3	18.6	12.8	18.4	21.4	Manufacture of grain mill products, starches and starch products
51.3	37.3	13.4	26.0	41.1	23.3	12.5	26.9	24.5	<i>Rice milling</i>
10.9	25.4	15.4	14.5	18.6	14.9	12.7	11.7	19.7	<i>Flour milling</i>
5.4	11.6	7.0	15.3	2.5	2.8	18.2	7.0	7.6	<i>Other industry</i>
9.3	14.7	10.1	13.8	20.0	10.8	6.8	9.8	9.2	Manufacture of other food products
43.0	75.6	76.5	67.6	82.0	62.3	39.9	21.7	17.0	<i>Manufacture of biscuits and cookies</i>
1.4	4.8	0.1	5.8	4.5	2.3	2.2	7.6	15.8	<i>Manufacture of bread, cakes and other bakery products</i>
19.6	28.4	29.9	36.8	38.2	18.2	12.8	11.1	10.7	<i>Manufacture of snack products</i>
-2.3	2.1	0.2	-5.2	4.3	-15.3	-14.6	-13.2	-13.6	<i>Manufacture of sugar</i>
-6.7	-2.6	1.1	8.3	8.5	3.9	3.5	1.2	6.7	<i>Manufacture of cocoa products</i>
									<i>Manufacture of chocolate and chocolate products</i>
8.8	19.8	9.6	12.1	23.4	15.7	6.9	13.4	8.9	<i>Manufacture of sugar confectionery</i>
13.6	-1.2	5.4	12.9	14.0	1.2	-6.2	-4.2	-10.7	<i>Manufacture of sauces and condiments</i>
30.6	32.6	34.4	27.9	40.6	32.3	31.2	38.5	28.1	<i>Manufacture of other food products n.e.c.</i>
8.9	13.5	6.3	18.4	24.3	11.7	6.9	9.2	9.3	<i>Other industry</i>
26.5	23.3	23.6	19.1	18.8	23.6	23.5	16.5	16.6	Manufacture of prepared animal feeds
14.8	13.9	89.4	80.6	40.9	18.9	6.8	10.4	5.7	Manufacture of beverages
17.7	12.3	13.2	16.5	-9.5	6.7	0.2	4.3	4.1	<i>Manufacture of soft drinks</i>
1.1	5.8	16.4	9.4	-1.9	-0.9	-3.4	-3.3	-3.5	<i>Production of natural mineral waters and other bottled waters</i>
15.3	18.5	17,114.8	13,798.9	1,189.7	46.0	22.0	26.4	11.7	<i>Other industry</i>
15.6	0.5	200.5	179.5	353.6	63.9	-23.6	-2.1	-21.2	Manufacture of tobacco products
2.4	-1.9	-1.2	17.6	23.8	15.7	5.3	-2.3	0.9	Spinning, weaving and finishing of textiles
									<i>Preparation and spinning of textile fibres</i>
-1.5	-8.2	-7.8	22.7	28.6	30.6	17.2	-1.2	6.0	<i>Weaving of textiles</i>
16.3	24.8	20.6	5.6	15.6	-10.6	-16.2	-4.5	-12.2	<i>Dyeing, bleaching, printing and finishing of yarns and fabrics</i>
3.7	16.3	17.2	18.6	-44.6	-45.6	-35.6	-29.5	-30.2	<i>Other industry</i>
19.7	22.5	22.6	8.8	2.2	1.6	0.4	3.4	-0.1	Manufacture of other textiles
10.2	11.3	7.6	2.6	2.8	-6.0	-7.4	1.0	-7.6	<i>Manufacture of knitted and crocheted fabrics</i>
28.6	34.0	38.4	14.3	1.7	8.6	7.8	5.3	6.6	<i>Other industry</i>
9.8	9.5	5.8	6.8	5.1	3.7	-6.5	1.2	1.3	Manufacture of wearing apparel, except fur apparel
7.8	8.1	0.9	1.6	1.8	2.0	-7.2	2.3	1.6	<i>Manufacture of clothings</i>
25.5	19.7	64.4	83.3	42.7	17.6	-1.4	-6.7	-1.4	<i>Other industry</i>
-28.1	-27.8	58.3	28.3	29.6	28.6	9.4	4.0	-10.2	Manufacture of articles of fur, knitted and crocheted apparel
									Tanning and dressing of leather; manufacture of luggage, handbags, saddlery and harness; dressing and dyeing of fur
12.5	9.3	108.2	114.7	66.2	37.0	20.2	23.1	10.3	
-4.9	10.3	19.1	38.0	38.9	31.1	9.3	7.4	6.0	Manufacture of footwear
									<i>Manufacture of leather footwear</i>
-8.7	15.3	44.3	79.0	69.5	54.7	20.4	16.5	11.3	<i>Manufacture of rubber footwear</i>
0.8	4.2	-10.8	-8.2	1.2	-1.5	-8.4	-7.7	-3.0	<i>Other industry</i>
10.6	4.6	54.7	38.7	26.3	25.6	8.4	0.3	0.5	Sawmilling and planing of wood

Kod Kumpulan Group code	Keterangan Kumpulan/Tempoh	2020	2021	2022	2021				2022			
					Q1	Q2	Q3	Q4	Q1	Q2	Q3	Q4
					162	Pembuatan produk daripada kayu, gabus, jerami dan bahan jalinan lain	-25.4	2.8	12.1	-10.7	83.2	-21.7
16211	Pembuatan kepingan venier dan papan lapis	-35.4	-1.6	9.9	-24.8	107.6	-21.7	17.9	13.6	20.0	14.4	-1.7
16212	Pembuatan papan partikel dan papan gentian	-11.9	15.0	12.6	7.0	126.9	-14.7	18.2	20.7	23.3	15.0	-2.2
16221	Perfukangan kayu untuk jurubina	-18.2	7.3	13.9	13.7	100.6	-27.3	4.0	5.2	33.8	36.4	-0.7
	Industri lain	-3.2	-11.1	19.5	6.0	-12.1	-35.5	-5.0	13.6	30.4	53.5	-2.1
170	Pembuatan kertas dan produk kertas	-2.1	15.8	9.6	10.7	7.6	10.0	14.9	10.2	10.3	11.9	6.1
17010	Pembuatan pulpa, kertas dan kertas tebal	-3.5	36.1	13.8	17.5	118.0	24.3	21.9	24.0	13.6	12.0	6.8
17020	Pembuatan kertas gelugur dan kertas tebal dan bekas daripada kertas dan kertas tebal	9.7	11.8	2.5	21.0	7.7	0.9	6.7	-3.0	5.1	7.9	0.2
17091	Pembuatan sampul surat dan kad surat	-32.3	-16.1	14.6	-26.0	-25.4	-4.5	-2.7	-5.3	7.0	26.5	30.6
17092	Pembuatan kertas kegunaan rumah dan pembersih peribadi	-10.6	11.3	16.4	-2.7	12.9	11.8	25.4	25.3	17.8	15.4	8.1
17093	Pembuatan kertas bergam atau pelekat yang berjalur atau bergulung dan label dan kertas dinding	-19.2	16.9	17.4	-3.9	18.1	29.3	28.1	15.6	13.8	18.8	21.4
	Industri lain	9.2	9.7	6.1	15.0	16.8	1.8	6.3	3.5	3.9	10.1	7.1
181 & 182	Percetakan, aktiviti perkhidmatan berkaitan percetakan dan penerbitan semula media rakaman	-8.3	4.9	13.3	3.8	42.7	-15.0	3.5	7.8	22.0	18.8	7.5
18110	Percetakan	-7.4	4.0	12.4	-2.4	37.1	-10.9	5.6	15.9	25.4	11.8	0.0
18120	Aktiviti perkhidmatan berkaitan percetakan &	-11.9	8.6	17.2	30.8	68.2	-32.5	-5.2	-18.7	9.8	58.9	42.5
18200	Penerbitan semula media rakaman											
192 (19201 & 19202)	Pembuatan produk petroleum bertapis	-13.9	36.4	42.3	-17.6	59.8	66.8	57.6	36.3	36.3	57.2	37.4
201	Pembuatan kimia asas, baja dan sebatian nitrogen, plastik dan getah sintetik dalam bentuk primer	-14.2	10.3	0.5	1.8	10.2	18.3	12.4	2.9	8.0	-1.3	-6.6
20111	Pembuatan gas perindustrian atau perubatan bukan organik dalam bentuk cecair atau mampat	-50.1	7.4	-15.8	-32.9	87.7	112.0	-22.5	-56.8	-28.7	4.1	72.3
20112	Pembuatan kimia organik asas &	-14.7	10.2	0.5	5.8	5.6	22.8	7.6	2.8	8.4	-2.7	-5.4
20113	Pembuatan sebatian bukan organik											
20121	Pembuatan baja &	-22.8	12.2	18.0	-13.3	19.2	0.1	53.7	37.8	22.5	33.4	-11.9
20129	Pembuatan produk campuran nitrogen											
20131	Pembuatan plastik dalam bentuk primer	-6.0	7.5	-9.8	3.7	7.1	6.1	13.1	-3.3	1.2	-15.4	-20.4
	Industri lain	-3.0	33.6	57.2	15.0	28.7	58.1	34.4	56.9	60.6	55.1	56.8
202 & 203	Pembuatan produk kimia lain dan serat buatan manusia	-5.5	20.5	30.9	10.5	39.5	10.0	26.6	30.0	32.3	37.7	24.9
20210	Pembuatan racun perosak dan produk agrokimia lain	-6.6	42.3	53.3	55.0	62.3	22.8	37.5	61.1	51.3	46.3	54.0
20221	Pembuatan cat, varnis dan penyadur dan mastik	-16.4	44.1	33.0	-5.4	119.4	31.1	74.8	59.3	41.4	41.1	4.2
20222	Pembuatan dakwat cetak	-34.6	-1.0	16.2	-33.2	26.3	17.6	10.5	20.3	15.6	17.1	11.8
20231	Pembuatan sabun dan bahan pencuci, penyediaan membersihkan dan mengilat &	11.8	13.3	30.1	26.1	17.1	2.4	11.3	17.3	34.9	39.2	29.4
20232	Pembuatan pewangi dan penyediaan dandanan diri											
20291	Pembuatan plat fotografi, filem, sensitized paper dan other sensitized unexposed materials &											
20292	Pembuatan dakwat menulis dan melukis &	-8.9	6.5	23.8	5.8	17.1	-2.8	7.2	11.3	15.4	32.5	35.3
20299	Pembuatan produk kimia lain t.t.t.l.											
	Industri lain	-17.4	24.8	16.3	5.3	82.6	27.8	5.7	1.3	6.1	19.2	39.5
210	Pembuatan produk farmaseutikal, kimia perubatan dan botani	16.2	17.1	10.8	19.8	12.7	13.9	22.7	13.9	10.7	12.1	7.1
21001	Pembuatan bahan aktif ubat-ubatan untuk digunakan oleh bidang farmakologi dalam pembuatan ubat-ubatan	14.3	21.6	10.1	19.9	19.8	23.2	23.3	15.5	8.4	10.9	6.0
	Industri lain	24.6	-1.0	14.8	19.2	-16.5	-17.4	20.0	6.3	24.2	18.2	11.9
221	Pembuatan produk getah	55.2	36.3	-23.9	92.3	75.0	17.3	-13.3	-27.9	-30.7	-20.9	-11.1
22111	Pembuatan tayar getah untuk kenderaan	3.0	32.9	-23.7	33.8	-6.4	67.1	29.9	19.6	32.8	-52.6	-50.1
22112	Pembuatan bunga tayar yang boleh ditukar ganti dan tayar celup	40.9	-8.2	2.4	53.2	-26.7	-35.5	9.8	-8.9	6.0	22.9	-5.9
22191	Pembuatan produk lain daripada getah asli atau sintetik, tidak divulkan, divulkan atau dikeraskan &	2.0	-9.6	-7.6	22.5	-2.4	-28.6	-22.8	-28.3	-6.6	13.9	-2.7
22193	Pengilangan semula getah dan prosesan susu getah											
22192	Pembuatan sarung tangan getah	89.4	47.9	-28.3	119.6	103.3	24.7	-17.7	-32.8	-37.9	-23.9	-8.3
22199	Pembuatan produk getah lain yang t.t.t.l.	27.2	23.8	-4.3	59.5	46.3	1.6	4.3	-10.6	-6.0	4.7	-4.5
222	Pembuatan produk plastik	2.3	21.0	5.4	18.7	31.5	18.0	16.6	6.7	6.6	6.9	1.7
22201	Pembuatan produk plastik separa siap &	12.5	20.9	-5.4	26.7	27.6	18.5	11.8	-6.1	-3.7	-4.3	-7.7
22202	Pembuatan produk plastik siap											
22203	Pembuatan artikel plastik untuk pembungkusan	1.1	28.3	29.4	24.9	33.3	26.9	28.2	20.9	38.0	32.7	25.5
22204	Pembuatan barangan plastik jurubina	1.2	60.0	19.5	24.4	83.2	68.8	65.8	37.6	27.0	13.1	6.6
22205	Pembuatan pinggan mangkuk, peralatan dapur dan barangan fondas daripada plastik	18.5	52.6	51.1	39.3	70.1	37.0	65.6	69.0	59.5	57.2	27.3
22209	Pembuatan pelbagai produk plastik t.t.t.l.	-6.4	6.9	-19.4	4.4	23.8	2.8	-1.4	-8.8	-24.2	-22.2	-22.3
231 (23101 & 23102 & 23109)	Pembuatan kaca dan produk kaca	-27.6	-12.1	4.8	-23.7	86.1	-32.0	-23.0	-14.2	1.0	45.0	7.0

2021	2022	2021									Group Description/Period
(Jan. - Dis.)	(Jan. - Dis.)	Jan.	Feb.	Mar.	Apr.	Mei	Jun	Jul.	Ogo.	Sep.	
2.8	12.1	-14.7	-14.0	-3.1	1,164.8	431.5	-44.5	-49.5	-10.8	-6.1	Manufacture of products of wood, cork, straw and plaiting materials
-1.6	9.9	-30.9	-24.8	-18.1	31,138.4	17,447.2	-44.6	-53.0	-9.7	-3.7	Manufacture of veneer sheets and plywood
15.0	12.6	12.7	-5.2	14.8	15,822.1	8,146.4	-40.2	-40.3	-7.6	2.1	Manufacture of particle board and fibreboard
7.3	13.9	3.9	10.4	29.2	1,245.5	337.2	-51.8	-52.8	-8.2	-21.6	Manufacture of builders' carpentry
-11.1	19.5	4.2	-0.7	15.6	69.2	-21.9	-49.4	-56.3	-25.9	-24.6	Other industry
15.8	9.6	8.4	4.9	18.6	62.2	28.2	7.2	4.9	11.9	13.2	Manufacture of paper and paper products
36.1	13.8	16.8	7.8	28.3	352.1	160.4	28.1	16.9	27.9	28.1	Manufacture of pulp, paper and paperboard
11.8	2.5	12.7	14.7	35.8	66.5	19.7	-7.2	-3.8	2.9	3.5	Manufacture of corrugated paper and paperboard and of containers of paper and paperboard
-16.1	14.6	-30.1	-22.8	-24.6	-9.7	-27.6	-35.1	-7.2	-2.7	-3.5	Manufacture of envelopes and letter-card
11.3	16.4	4.6	-5.5	-5.8	22.5	12.7	4.8	4.9	11.4	19.1	Manufacture of household and personal hygiene paper
16.9	17.4	-8.3	-13.0	9.4	5.1	2.8	44.8	25.9	34.9	27.1	Manufacture of gummed or adhesive paper in strips or rolls and labels and wall paper
9.7	6.1	11.7	16.2	17.5	44.5	9.6	3.1	1.2	0.05	4.0	Other industry
4.9	13.3	1.7	2.5	7.6	169.9	49.2	-20.1	-21.7	-13.3	-10.2	Printing, service activities related to printing and reproduction of recorded media
4.0	12.4	-4.5	-2.8	0.5	156.1	43.6	-21.0	-19.5	-8.2	-5.4	Printing
8.6	17.2	28.0	24.1	42.8	233.3	71.3	-15.8	-31.6	-35.2	-30.6	Service activities related to printing
											Reproduction of recorded media
36.4	42.3	-21.2	-16.8	-14.1	46.8	70.9	63.3	75.7	60.8	64.2	Manufacture of refined petroleum products
10.3	0.5	-0.3	4.2	1.6	6.9	8.1	15.0	20.2	23.7	11.1	Manufacture of basic chemicals, fertilizer and nitrogen compounds, plastics and synthetic rubber in primary forms
7.4	-15.8	-23.7	-17.0	-54.4	167.2	72.9	59.6	215.5	116.8	5.5	Manufacture of liquefied or compressed inorganic industrial or medical gases
10.2	0.5	0.01	6.24	11.61	-3.60	6.48	13.22	24.3	30.3	13.7	Manufacture of basic organic chemicals
12.2	18.0	-19.8	-14.7	-5.0	32.9	26.6	1.4	-3.3	0.7	3.1	Manufacture of inorganic compounds
7.5	-9.8	5.6	7.5	-1.0	6.4	-0.7	15.0	6.8	8.2	3.4	Manufacture of fertilizers
33.6	57.2	24.2	20.6	3.3	30.3	30.5	25.4	43.8	70.8	59.6	Manufacture of associated nitrogen products
											Manufacture of plastics in primary forms
20.5	30.9	5.1	3.3	24.2	93.8	32.4	12.2	-4.1	7.4	26.6	Manufacture of other chemical products and man-made fibres
42.3	53.3	24.5	62.1	92.3	100.3	46.6	47.0	26.5	3.1	45.8	Manufacture of pesticides and other agrochemical products
44.1	33.0	-14.8	-16.9	17.3	337.6	129.8	29.3	-14.4	34.1	72.9	Manufacture of paints, varnishes and similar coatings ink and
-1.0	16.2	-40.1	-33.2	-24.9	58.1	11.1	16.5	21.4	22.6	8.9	Manufacture of printing ink
13.3	30.1	28.2	15.1	35.6	66.1	2.7	1.8	-10.2	-0.2	17.8	Manufacture of soap and detergents, cleaning and polishing preparations
											Manufacture of perfumes and toilet preparations
											Manufacture of photographic plates, films, sensitized paper and other sensitized unexposed materials
6.5	23.8	3.9	4.1	9.5	33.6	18.0	3.0	-1.1	-3.0	-4.3	Manufacture of writing and drawing ink
											Manufacture of other chemical products n.e.c.
24.8	16.3	-10.4	-1.2	34.3	138.8	98.1	41.2	35.7	10.3	38.7	Other industry
17.1	10.8	16.7	20.5	21.9	16.2	7.8	13.9	10.4	12.3	19.0	Manufacture of pharmaceuticals, medicinal chemical and botanical products
21.6	10.1	18.8	18.2	22.5	17.8	14.0	26.9	22.8	18.5	28.6	Manufacture of medicinal active substances to be used for their pharmacological properties in the manufacture of medicaments
-1.0	14.8	6.8	32.8	19.2	8.2	-19.3	-29.4	-29.3	-9.9	-12.7	Other industry
36.3	-23.9	95.6	87.4	93.4	86.3	73.0	66.0	49.2	5.6	-1.4	Manufacture of rubber products
32.9	-23.7	8.3	12.0	118.0	104.3	-14.3	-44.7	191.8	10.5	1.5	Manufacture of rubber tyres for vehicles
-8.2	2.4	60.2	23.4	85.7	124.8	-27.2	-64.5	-62.3	-10.7	-13.0	Manufacture of interchangeable tyre treads and retreading rubber tyres
-9.6	-7.6	5.3	13.9	55.7	22.0	-2.5	-18.5	-34.5	-27.3	-22.9	Manufacture of other products of natural or synthetic rubber, unvulcanized, vulcanized or hardened
47.9	-28.3	145.7	130.1	99.4	95.6	101.4	114.3	64.1	12.2	2.1	Rubber remilling and latex processing
23.8	-4.3	55.0	50.6	73.6	78.8	46.2	22.9	2.7	2.2	0.1	Manufacture of rubber gloves
21.0	5.4	11.2	12.6	33.3	50.0	31.0	16.9	14.6	20.6	19.0	Manufacture of other rubber products n.e.c.
20.9	-5.4	22.9	20.9	36.7	41.0	22.3	21.2	22.9	16.8	15.9	Manufacture of plastics products
											Manufacture of semi-manufactures of plastic products
											Manufacture of finished plastic products
28.3	29.4	14.2	22.5	40.2	58.4	37.3	11.6	26.6	32.7	21.3	Manufacture of plastic articles for the packing of goods
60.0	19.5	9.8	8.6	57.2	87.8	92.6	71.8	57.8	69.9	77.9	Manufacture of builders' plastics ware
52.6	51.1	44.1	14.1	62.6	119.6	95.7	27.0	-13.2	53.6	92.5	Manufacture of plastic tableware, kitchenware and toilet articles
6.9	-19.4	-4.8	-0.3	19.4	39.7	22.2	11.2	1.2	4.2	2.8	Manufacture of diverse plastic products n.e.c.
-12.1	4.8	-18.7	-20.4	-30.9	172.6	94.1	22.4	-33.1	-40.6	-22.3	Manufacture of glass and glass products

Kod Kumpulan Group code	Keterangan Kumpulan/Tempoh	Okt.	Nov.	Dis.	Jan.	Feb.	Mac
162	Pembuatan produk daripada kayu, gabus, jerami dan bahan jalinan lain	8.8	16.0	16.1	16.5	11.8	15.4
16211	Pembuatan kepingan venier dan papan lapis	16.1	19.9	17.6	13.8	13.8	13.3
16212	Pembuatan papan partikel dan papan gentian	9.9	22.5	22.3	20.8	14.2	26.4
16221	Perfukangan kayu untuk jurubina	1.2	4.3	6.4	15.7	1.9	-1.6
	Industri lain	-14.1	-4.1	3.2	17.5	8.0	15.1
170	Pembuatan kertas dan produk kertas	13.6	15.9	15.2	16.0	9.1	6.2
17010	Pembuatan pulpa, kertas dan kertas tebal	29.3	21.6	14.7	31.6	22.8	18.3
17020	Pembuatan kertas gelugur dan kertas tebal dan bekas daripada kertas dan kertas tebal	3.9	7.3	9.4	1.9	-2.6	-7.5
17091	Pembuatan sampul surat dan kad surat	-3.6	1.4	-5.6	-6.4	-3.1	-6.3
17092	Pembuatan kertas kegunaan rumah dan pembersih peribadi	20.4	33.1	22.8	35.3	20.1	21.3
17093	Pembuatan kertas bergam atau pelekat yang berjalur atau bergulung dan label dan kertas dinding	27.8	27.2	29.4	15.6	16.1	15.1
	Industri lain	2.4	2.0	15.5	8.5	0.8	1.1
181 & 182	Percetakan, aktiviti perkhidmatan berkaitan percetakan dan penerbitan semula media rakaman	-9.7	9.8	10.4	7.7	6.8	8.9
18110	Percetakan	-6.3	9.9	13.2	14.8	15.4	17.6
18120	Aktiviti perkhidmatan berkaitan percetakan &	-24.1	9.2	-0.9	-15.1	-20.4	-21.0
18200	Penerbitan semula media rakaman						
192 (19201 & 19202)	Pembuatan produk petroleum bertapis	64.8	69.1	44.5	46.2	26.0	35.5
201	Pembuatan kimia asas, baja dan sebatian nitrogen, plastik dan getah sintetik dalam bentuk primer	15.4	12.5	9.9	3.1	2.3	3.4
20111	Pembuatan gas perindustrian atau perubatan bukan organik dalam bentuk cecair atau mampat	36.4	20.1	-50.1	-55.3	-62.4	-50.6
20112	Pembuatan kimia organik asas &	10.4	7.7	5.3	3.1	3.0	2.3
20113	Pembuatan sebatian bukan organik						
20121	Pembuatan baja &	62.7	53.1	46.7	50.8	31.2	32.6
20129	Pembuatan produk campuran nitrogen						
20131	Pembuatan plastik dalam bentuk primer	13.2	10.5	15.4	-5.2	-2.7	-2.1
	Industri lain	23.4	32.8	46.5	64.3	54.7	51.9
202 & 203	Pembuatan produk kimia lain dan seraf buatan manusia	25.3	22.6	31.8	33.0	32.9	24.6
20210	Pembuatan racun perosak dan produk agrokimia lain	61.5	18.0	40.3	62.1	60.3	60.9
20221	Pembuatan cat, varnis dan penyadur dan mastik	78.1	67.1	79.4	79.3	72.4	33.6
20222	Pembuatan dakwat cetak	9.5	8.5	13.5	24.4	21.3	15.6
20231	Pembuatan sabun dan bahan pencuci, penyediaan membersihkan dan mengilat &	5.8	10.6	17.8	14.0	18.8	19.0
20232	Pembuatan pewangi dan penyediaan dandanan diri						
20291	Pembuatan plat fotografi, filem, sensitized paper dan other sensitized unexposed materials &						
20292	Pembuatan dakwat menulis dan melukis &	4.9	6.3	10.6	11.4	10.7	11.9
20299	Pembuatan produk kimia lain t.t.t.l. Industri lain	-1.0	5.3	13.3	4.5	3.7	-3.6
210	Pembuatan produk farmaseutikal, kimia perubatan dan botani	21.7	22.1	24.4	24.0	9.1	9.6
21001	Pembuatan bahan aktif ubat-ubatan untuk digunakan oleh bidang farmakologi dalam pembuatan ubat-ubatan	23.9	22.5	23.5	24.6	10.3	12.3
	Industri lain	12.5	20.5	28.1	21.0	3.2	-2.8
221	Pembuatan produk getah	-11.3	-11.9	-16.7	-25.8	-26.0	-30.8
22111	Pembuatan tayar getah untuk kenderaan	63.2	12.3	13.0	29.1	15.6	15.1
22112	Pembuatan bunga tayar yang boleh ditukar ganti dan tayar celup	17.4	17.7	-5.5	-8.0	-9.3	-9.5
22191	Pembuatan produk lain daripada getah asli atau sintetik, tidak divulkan, divulkan atau dikeraskan &	-21.5	-21.9	-25.0	-25.9	-28.5	-30.1
22193	Pengilangan semula getah dan prosesan susu getah						
22192	Pembuatan sarung tangan getah	-18.6	-14.4	-19.9	-31.3	-30.5	-35.2
22199	Pembuatan produk getah lain yang t.t.t.l.	10.1	2.3	0.6	-10.3	-13.7	-8.0
222	Pembuatan produk plastik	16.5	16.8	16.3	8.1	6.2	5.9
22201	Pembuatan produk plastik separa siap &	12.1	13.8	9.7	-5.2	-6.6	-6.4
22202	Pembuatan produk plastik siap						
22203	Pembuatan artikel plastik untuk pembungkusan	25.4	30.5	28.6	19.8	22.6	20.3
22204	Pembuatan barangan plastik jurubina	65.2	67.9	64.3	45.2	39.6	30.2
22205	Pembuatan pinggan mangkuk, peralatan dapur dan barangan fondas daripada plastik	68.2	47.6	81.8	67.7	68.7	70.3
22209	Pembuatan pelbagai produk plastik t.t.t.l.	-0.5	-0.8	-2.7	-5.8	-9.7	-10.6
231 (23101 & 23102 & 23109)	Pembuatan kaca dan produk kaca	-27.1	-17.1	-24.9	-22.5	-9.9	-9.8

2022									Group Description/Period
Apr.	Mei	Jun	Jul.	Ogo.	Sep.	Okt.	Nov.	Dis.	
14.4	24.3	39.9	47.3	15.6	11.2	4.9	-2.7	-6.6	Manufacture of products of wood, cork, straw and plaiting materials
14.8	22.3	26.5	42.6	6.5	8.3	4.9	-1.2	-7.8	Manufacture of veneer sheets and plywood
16.4	25.6	32.6	30.6	15.6	6.3	5.2	-4.5	-6.5	Manufacture of particle board and fibreboard
2.6	32.4	119.0	91.6	22.3	21.3	2.3	-3.4	-0.8	Manufacture of builders' carpentry
19.3	20.6	64.2	85.3	53.2	36.1	7.0	-4.5	-7.6	Other industry
11.5	8.3	11.0	13.8	11.9	10.1	6.9	2.8	8.8	Manufacture of paper and paper products
24.2	6.5	9.8	14.6	11.2	10.5	7.6	5.7	7.1	Manufacture of pulp, paper and paperboard
0.3	0.6	16.5	10.2	7.5	6.3	-1.2	-3.1	5.4	Manufacture of corrugated paper and paperboard and of containers of paper and paperboard
-6.9	8.0	20.3	26.5	28.6	24.6	33.2	29.8	28.6	Manufacture of envelopes and letter-card
20.3	21.0	12.3	16.5	16.2	13.6	13.2	1.7	9.8	Manufacture of household and personal hygiene paper
28.6	24.1	-3.3	19.3	18.9	18.2	26.4	19.8	18.0	Manufacture of gummed or adhesive paper in strips or rolls and labels and wall paper
0.05	1.1	10.8	12.5	12.4	5.6	3.2	4.8	13.1	Other industry
9.2	12.7	54.5	33.8	12.7	12.2	8.9	9.4	4.5	Printing, service activities related to printing and reproduction of recorded media
13.4	18.7	51.2	26.8	5.2	5.9	3.0	2.9	-5.4	Printing
-5.6	-6.9	69.8	71.0	58.4	48.6	39.3	37.5	49.9	Service activities related to printing
									Reproduction of recorded media
23.2	26.5	59.2	51.8	59.6	60.6	56.0	32.1	25.4	Manufacture of refined petroleum products
13.3	12.8	-0.5	-2.3	-1.7	0.1	-5.7	-4.2	-9.6	Manufacture of basic chemicals, fertilizer and nitrogen compounds, plastics and synthetic rubber in primary forms
-33.2	-23.2	-29.7	-30.6	12.6	89.6	86.5	87.6	51.4	Manufacture of liquefied or compressed inorganic industrial or medical gases
									Manufacture of basic organic chemicals
15.0	13.0	-0.5	-2.7	-5.1	0.1	-2.8	-5.0	-7.9	Manufacture of inorganic compounds
									Manufacture of fertilizers
18.4	26.4	23.0	36.8	35.8	27.7	-11.4	-10.3	-13.8	Manufacture of associated nitrogen products
9.0	6.6	-9.6	-13.7	-14.0	-18.6	-23.5	-15.5	-22.1	Manufacture of plastics in primary forms
55.0	61.9	65.2	59.1	54.0	52.6	76.5	61.7	36.7	Other industry
30.8	28.3	37.8	47.9	42.8	25.4	20.3	27.0	27.0	Manufacture of other chemical products and man-made fibres
55.6	51.2	46.8	36.5	50.7	51.2	38.6	60.5	61.2	Manufacture of pesticides and other agrochemical products
28.5	34.8	66.0	109.1	43.5	6.2	-3.5	7.8	8.3	Manufacture of paints, varnishes and similar coatings ink and
12.7	18.1	16.3	12.6	19.6	19.5	11.2	11.8	12.3	Manufacture of printing ink
39.9	28.2	36.0	46.9	46.7	26.8	31.8	31.2	25.4	Manufacture of soap and detergents, cleaning and polishing preparations
									Manufacture of perfumes and toilet preparations
									Manufacture of photographic plates, films, sensitized paper and other sensitized unexposed materials
16.5	15.2	14.4	19.3	35.6	43.1	29.1	34.0	42.8	Manufacture of writing and drawing ink
									Manufacture of other chemical products n.e.c.
-9.8	13.6	13.8	-1.2	38.2	25.3	35.8	43.0	40.1	Other industry
15.4	8.3	8.5	15.9	11.7	8.9	7.4	6.7	7.2	Manufacture of pharmaceuticals, medicinal chemical and botanical products
15.6	5.2	4.8	13.2	11.8	7.7	8.1	4.3	5.6	Manufacture of medicinal active substances to be used for their pharmacological properties in the manufacture of medicaments
14.6	26.9	30.9	31.1	11.0	14.8	4.2	17.3	14.1	Other industry
-30.5	-30.7	-30.8	-30.5	-14.6	-13.9	-11.0	-11.5	-10.6	Manufacture of rubber products
21.7	21.9	62.5	-66.4	-32.2	-36.0	-60.2	-42.8	-42.4	Manufacture of rubber tyres for vehicles
-12.7	-10.2	60.1	52.7	13.4	10.0	-10.4	-14.0	9.9	Manufacture of interchangeable tyre treads and retreading rubber tyres
									Manufacture of other products of natural or synthetic rubber, unvulcanized, vulcanized or hardened
-3.4	-11.9	-4.9	17.5	23.1	1.5	-1.9	-3.3	-2.7	Rubber remilling and latex processing
-37.8	-36.5	-39.4	-32.0	-20.3	-16.3	-5.3	-9.9	-9.7	Manufacture of rubber gloves
-4.6	-9.0	-4.7	5.3	5.4	3.5	-4.5	-6.5	-2.5	Manufacture of other rubber products n.e.c.
10.5	4.4	4.6	8.5	5.6	6.6	2.4	2.2	0.7	Manufacture of plastics products
									Manufacture of semi-manufactures of plastic products
-4.2	-4.2	-2.6	-3.6	-3.9	-5.4	-7.1	-8.6	-7.4	Manufacture of finished plastic products
35.3	39.4	39.5	29.8	30.2	38.6	28.8	24.1	23.8	Manufacture of plastic articles for the packing of goods
28.6	32.4	20.6	19.2	17.9	3.6	3.5	6.3	9.9	Manufacture of builders' plastics ware
68.9	65.0	45.3	106.3	39.6	40.6	28.6	39.3	15.6	Manufacture of plastic tableware, kitchenware and toilet articles
-10.8	-32.5	-30.5	-22.5	-21.7	-22.5	-24.3	-21.5	-21.1	Manufacture of diverse plastic products n.e.c.
-7.7	-2.5	18.8	67.3	66.1	10.2	8.2	4.4	8.6	Manufacture of glass and glass products

Kod Kumpulan Group code	Keterangan Kumpulan/Tempoh	2020	2021	2022	2021				2022			
					Q1	Q2	Q3	Q4	Q1	Q2	Q3	Q4
239	Pembuatan pengeluaran galian bukan logam f.t.f.l.	-16.7	9.6	16.7	7.6	64.1	-14.9	6.1	10.3	23.6	32.2	5.9
23911	Pembuatan mortar refraktori dan konkrit &	-23.5	7.0	6.1	21.4	69.9	-40.0	1.3	-6.5	2.9	68.2	-7.2
23921	Pembuatan seramik bukan refraktori											
23930	Pembuatan produk porselin dan seramik lain	-23.9	35.1	8.2	27.1	66.8	25.3	29.4	7.4	16.8	15.8	-5.1
23941	Pembuatan simen hidrolik	-12.4	5.7	22.1	15.7	80.0	-32.2	-1.1	6.0	23.3	57.1	14.9
23951	Pembuatan konkrit dan mortar siap bancuh dan banchuan kering	-34.1	12.2	23.8	-17.1	83.9	1.5	25.4	24.6	40.6	34.1	4.1
23952	Pembuatan konkrit pratuangan, simen atau artikel batu											
&	buatan yang digunakan dalam pembinaan;											
23953	Pembuatan komponen struktur pasang siap untuk											
&	bangunan atau kejuruteraan awam dari simen, batu atau											
23959	konkrit buatan	-6.1	6.0	10.0	8.1	46.8	-13.6	-0.3	8.2	17.5	16.7	0.4
	Pembuatan artikel konkrit, simen dan plaster lain f.t.f.l.											
23990	Pembuatan produk mineral bukan logam lain f.t.f.l.	-20.2	27.1	21.8	27.7	78.1	12.5	11.4	15.0	28.8	25.0	20.0
	Industri lain	-16.3	11.6	24.9	18.3	35.9	-20.9	23.6	21.1	38.6	44.8	4.7
241												
(24101 & 24102 & 24103 & 24104 & 24109)	Pembuatan besi dan keluli asas	-12.2	9.0	9.6	-4.2	56.4	-7.2	14.5	14.4	17.5	9.4	0.5
242												
(24201 & 24202 & 24209)	Pembuatan logam asas berharga dan logam bukan ferus lain	-11.8	7.0	8.8	6.8	47.0	-13.6	5.2	5.7	15.0	13.1	4.2
243	Pengacuan logam	-11.5	2.0	20.6	-20.5	44.5	-18.8	23.8	20.8	24.6	30.0	10.1
251 & 252	Pembuatan produk struktur logam, tangki, takungan, penjana wap, senjata dan peluru	-18.0	10.5	17.0	-0.6	41.6	-0.8	11.9	16.5	22.8	25.3	6.4
25113	Pembuatan pintu, tingkap dan bingkai, penutup tingkap											
&	dan pintu pagar daripada logam											
25119	Pembuatan produk struktur logam lain	-19.6	9.5	16.9	-0.7	40.7	0.5	8.6	19.0	25.2	19.3	6.2
25120	Pembuatan tangki, takungan dan kontena daripada											
	logam	-12.0	18.3	18.4	3.4	49.5	1.4	26.2	12.4	19.7	41.3	6.5
	Industri lain	-23.5	-20.9	7.6	-23.6	4.7	-35.3	-22.0	-6.5	-1.2	33.6	10.8
259	Pembuatan lain-lain produk yang direka daripada logam; aktiviti perkhidmatan kerja logam	-13.7	4.2	10.4	0.1	29.3	-15.4	8.3	1.7	15.5	27.7	1.8
25910	Tempaan, tekanan, hentakan dan bentuk gelekkan											
	logam; serbuk metalurgi	-27.1	17.2	24.0	-14.6	57.6	20.4	29.7	16.3	24.0	43.7	15.7
25920	Rawatan dan penyalutan logam; menggunakan mesin	-12.6	35.6	21.8	32.4	58.5	6.8	50.0	4.4	26.6	45.7	17.7
25991	Pembuatan fin untuk produk makanan dan minuman,											
	tiub dan kotak boleh dilipat	-16.5	-10.9	-2.5	-16.7	-8.5	-14.7	-2.9	-1.0	0.2	4.3	-12.1
25992	Pembuatan kabel, plaited bands (jalur/pita berpintal)											
&	dan artikel seumpamanya daripada logam											
25993	Pembuatan bolt, skru, nat dan produk uliran											
	seumpamanya	-12.7	0.6	2.7	7.9	38.6	-31.4	0.3	-4.9	17.4	21.7	-13.4
25994	Pembuatan barangan rumah daripada logam	-28.7	51.7	7.7	13.2	156.2	43.5	42.3	2.0	-7.8	20.8	19.6
25999	Pembuatan produk lain yang direka daripada logam											
	f.t.f.l.	-2.1	5.5	21.0	1.5	32.9	-14.4	6.6	5.3	17.1	43.1	22.4
	Industri lain	-9.1	26.7	21.7	17.5	37.1	18.8	34.0	30.3	11.1	22.0	24.2
261	Pembuatan komponen dan papan elektronik	2.2	19.2	28.9	13.8	25.6	15.9	22.7	23.1	36.7	31.8	25.0
26101	Pembuatan diod, transistor dan alatan semikonduktor											
&	yang seumpamanya											
26102	Pembuatan litar elektronik bersepadu dengan											
	pasangan mikro	2.9	16.6	34.0	10.5	22.4	12.3	21.9	34.3	43.3	37.7	23.4
26103	Pembuatan kapasitor dan perintang elektrik											
&												
26104	Pembuatan papan litar bercetak	-0.6	23.0	21.4	16.9	30.2	22.2	24.2	6.5	27.3	23.7	27.6
&												
26105	Pembuatan komponen paparan											
26109	Pembuatan komponen lain untuk aplikasi elektronik	32.3	22.1	29.8	45.2	31.0	4.8	18.5	28.3	32.4	33.6	25.6
262												
(26201 & 26202)	Pembuatan komputer dan kelengkapan peranti	-4.6	4.5	8.0	7.9	48.5	-27.3	2.7	11.5	10.6	15.8	-4.0
263/ 26300	Pembuatan peralatan komunikasi	-2.0	-15.5	0.3	1.1	-13.1	-34.6	-12.0	-12.4	4.9	11.6	0.9
264/ 26400	Pembuatan peralatan elektronik pengguna	-10.4	8.3	11.0	10.0	53.1	-20.8	14.2	14.5	16.6	26.6	-8.1
265	Pembuatan kelengkapan mengukur, menguji, memandu arah dan kawalan; jam tangan dan jam	9.8	8.0	30.3	14.7	-0.2	-6.5	25.0	34.9	37.4	37.7	16.2
26511	Pembuatan kelengkapan mengukur, menguji, memandu											
&	arah dan kawalan	11.4	5.0	31.7	12.8	-5.1	-8.3	21.7	37.6	37.2	37.3	19.0
26512	Pembuatan kelengkapan kawalan proses perindustrian											
26520	Pembuatan jam tangan dan jam dan bahagiannya	-2.5	33.7	20.9	29.4	49.0	9.6	50.4	16.4	38.8	40.9	-1.6
266/ 26600	Pembuatan peralatan penyinaran, perubatan elektro dan elektroterapeutik	-1.2	24.7	-34.3	27.8	58.4	28.5	-9.8	-49.3	-39.4	-36.7	-3.4

2021	2022	2021									Group Description/Period
(Jan. - Dis.)	(Jan. - Dis.)	Jan.	Feb.	Mar.	Apr.	Mei	Jun	Jul.	Ogo.	Sep.	
9.6	16.7	3.7	2.5	17.7	324.7	72.5	-13.8	-22.4	-12.9	-9.5	Manufacture of non-metallic mineral products n.e.c. Manufacture of refractory mortars and concretes
7.0	6.1	15.9	10.8	41.1	163.3	79.7	5.4	-56.9	-37.4	-26.6	Manufacture of non-refractory ceramic
35.1	8.2	10.1	12.2	79.9	112.5	75.8	26.4	19.5	22.1	33.4	Manufacture of other porcelain and ceramic products
5.7	22.1	13.3	18.2	15.8	718.2	108.4	-26.0	-34.7	-31.2	-30.8	Manufacture of hydraulic cement
12.2	23.8	-14.3	-21.1	-15.7	627.6	105.3	-11.2	-17.3	-0.2	22.4	Manufacture of ready-mix and dry-mix concrete and mortars
											Manufacture of precast concrete, cement or artificial stone articles for use in construction
6.0	10.0	-0.7	1.8	27.6	254.2	42.7	-15.6	-18.5	-9.4	-13.1	Manufacture of prefabricated structural components for building or civil engineering of cement, concrete or artificial stone
27.1	21.8	36.7	14.0	33.5	206.8	83.7	16.3	11.7	16.7	9.4	Manufacture of other articles of concrete, cement and plaster
11.6	24.9	1.9	4.9	60.7	168.3	50.8	-30.7	-42.8	-22.4	7.4	Manufacture of other non-metallic mineral products n.e.c. Other industry
9.0	9.6	3.2	-8.2	-7.8	286.1	120.7	-32.5	-36.9	-2.6	14.4	Manufacture of basic iron and steel
7.0	8.8	-3.7	4.3	22.7	219.6	82.3	-29.9	-36.0	-8.2	0.9	Manufacture of basic precious and other non-ferrous metals
2.0	20.6	-14.6	-29.7	-16.3	211.5	36.0	-22.8	-41.7	-8.9	-5.2	Casting of metals
10.5	17.0	-2.7	-1.1	2.1	159.3	25.9	-3.8	-16.8	-0.4	15.0	Manufacture of structural metal products, tanks, reservoirs, steam generators, weapons and ammunition
9.5	16.9	-2.7	0.0	1.1	165.7	28.2	-13.3	-14.4	-3.2	19.4	Manufacture of metal doors, windows and their frames, shutters and gates
18.3	18.4	-0.3	1.8	9.2	148.1	25.1	23.5	-19.7	13.8	10.2	Manufacture of tanks, reservoirs and containers of metal
-20.9	7.6	-15.5	-36.3	-19.5	119.2	-6.9	-32.0	-39.0	-37.6	-29.2	Other industry
4.2	10.4	-1.2	-2.8	4.7	103.8	30.0	-19.0	-25.9	-18.9	-1.9	Manufacture of other fabricated metal products; metal working service activities
17.2	24.0	-19.2	-20.8	-2.2	88.7	74.3	18.0	24.1	8.4	29.3	Forging, pressing, stamping and roll-forming of metal; powder metallurgy
35.6	21.8	16.6	25.4	60.2	190.4	30.6	11.8	-12.5	9.4	23.3	Treatment and coating of metals; machining
-10.9	-2.5	-14.5	-20.2	-15.4	-4.8	-4.1	-16.0	-25.7	-15.9	-2.8	Manufacture of tins and cans for food products, collapsible tubes and boxes
0.6	2.7	9.1	5.9	8.8	193.8	46.3	-34.5	-44.2	-34.7	-15.7	Manufacture of metal cable, plaited bands and similar articles
51.7	7.7	-12.2	-17.7	84.2	265.7	206.5	24.3	59.4	39.1	33.5	Manufacture of bolts, screws, nuts and similar threaded products
5.5	21.0	0.6	3.9	-0.1	159.1	15.4	-25.8	-23.2	-19.7	-0.8	Manufacture of metal household articles
26.7	21.7	13.4	-6.7	49.7	117.2	26.8	-2.6	16.6	21.9	17.8	Manufacture of any other fabricated metal products n.e.c.
19.2	28.9	6.2	14.4	21.5	68.7	23.0	3.4	3.4	17.2	27.4	Other industry
16.6	34.0	5.0	10.1	17.1	57.3	17.6	5.1	5.9	14.5	16.6	Manufacture of electronic components and boards
											Manufacture of diodes, transistors and similar semiconductor devices
											Manufacture of electronic integrated circuits micro assemblies
											Manufacture of electrical capacitors and resistors
23.0	21.4	6.7	19.1	25.7	86.7	31.5	0.8	0.6	22.6	44.3	Manufacture of printed circuit boards
											Manufacture of display components
22.1	29.8	30.0	44.9	62.9	90.4	26.6	5.4	-6.2	-1.2	21.4	Manufacture of other components for electronic applications
4.5	8.0	4.7	1.3	18.4	100.6	59.5	9.2	-18.4	-14.7	-47.8	Manufacture of computers and peripheral equipment
-15.5	0.3	2.1	3.1	-1.7	5.5	-20.3	-18.6	-44.9	-34.7	-23.4	Manufacture of communication equipment
8.3	11.0	7.6	12.6	10.0	162.7	109.8	-9.6	-46.4	-9.1	-8.4	Manufacture of consumer electronics
8.0	30.3	15.5	13.0	15.3	51.1	-5.5	-20.9	-25.0	-9.7	18.5	Manufacture of measuring, testing, navigating and control equipment; watches and clocks
5.0	31.7	15.2	10.2	12.3	46.1	-10.9	-25.1	-28.3	-11.1	18.9	Manufacture of measuring, testing, navigating and control equipment
33.7	20.9	18.1	32.6	39.6	91.8	54.1	20.5	7.5	4.9	15.5	Manufacture of industrial process control equipment
24.7	-34.3	40.2	22.2	21.4	74.4	38.6	63.8	42.0	12.1	31.3	Manufacture of watches and clocks and parts
											Manufacture of irradiation, electromedical and electrotherapeutic equipment

Kod Kumpulan Group code	Keterangan Kumpulan/Tempoh	Okt.	Nov.	Dis.	Jan.	Feb.	Mac
239	Pembuatan pengeluaran galian bukan logam t.t.f.l.	1.5	8.4	7.8	9.3	10.3	11.4
23911	Pembuatan mortar refraktori dan konkrit &	2.3	5.1	-2.8	-6.9	-6.1	-6.4
23921	Pembuatan seramik bukan refraktori						
23930	Pembuatan produk porselin dan seramik lain	35.3	36.2	18.4	7.6	7.4	7.1
23941	Pembuatan simen hidrolik	-8.9	2.1	3.2	1.3	7.3	9.4
23951	Pembuatan konkrit dan mortar siap bancuh dan bancuhan kering	29.9	27.9	19.4	24.6	24.2	24.9
23952	Pembuatan konkrit pratuangan, simen atau artikel batu buatan yang digunakan dalam pembinaan;						
23953	& Pembuatan komponen struktur pasang siap untuk bangunan atau kejuruteraan awam dari simen, batu atau konkrit buatan	-7.3	-0.4	6.1	9.6	6.7	8.2
23959	Pembuatan artikel konkrit, simen dan plaster lain t.t.f.l.						
23990	Pembuatan produk mineral bukan logam lain t.t.f.l. Industri lain	8.9	19.4	6.7	9.6	18.1	17.6
		16.3	33.3	21.7	25.2	20.3	18.2
241 (24101 & 24102 & 24103 & 24104 & 24109)	Pembuatan besi dan keluli asas	12.9	16.8	13.8	12.4	13.9	17.1
242 (24201 & 24202 & 24209)	Pembuatan logam asas berharga dan logam bukan ferus lain	3.3	4.4	7.7	6.3	4.9	6.0
243	Pengacuan logam	9.2	26.8	37.0	16.4	20.9	25.2
251 & 252	Pembuatan produk struktur logam, tangki, takungan, penjana wap, senjata dan peluru	14.6	12.6	8.9	18.1	17.1	14.2
25113	Pembuatan pintu, tingkap dan bingkai, penutup tingkap dan pintu pagar daripada logam	12.2	10.0	4.4	20.7	18.8	17.1
25119	Pembuatan produk struktur logam lain						
25120	Pembuatan tangki, takungan dan kontena daripada logam Industri lain	28.2	24.1	26.5	14.3	13.2	9.6
		-28.0	-19.2	-19.1	-11.0	8.0	-13.0
259	Pembuatan lain-lain produk yang direka daripada logam; aktiviti perkhidmatan kerja logam	8.2	11.2	5.9	2.0	0.8	2.4
25910	Tempaan, tekanan, hentakan dan bentuk gelean logam; serbuk metalurgi	38.8	48.7	9.7	11.6	20.8	17.0
25920	Rawatan dan penyulutan logam; menggunakan mesin	52.7	55.5	42.6	11.0	-0.9	3.5
25991	Pembuatan tin untuk produk makanan dan minuman, tiub dan kotak boleh dilipat	-5.5	-1.5	-1.6	-0.3	-1.2	-1.6
25992	Pembuatan kabel, plaited bands (jalur/pita berpintal) dan artikel seumpamanya daripada logam	-0.9	1.9	-0.1	-4.4	-8.2	-2.2
25993	& Pembuatan bolt, skru, nat dan produk uliran seumpamanya						
25994	Pembuatan barangan rumah daripada logam	38.7	52.2	36.9	27.7	15.2	-20.6
25999	Pembuatan produk lain yang direka daripada logam t.t.f.l. Industri lain	7.4	5.8	6.5	3.7	7.1	5.2
		28.0	38.0	36.1	37.5	43.5	14.3
261	Pembuatan komponen dan papan elektronik	23.3	21.3	24.5	9.7	21.5	37.5
26101	Pembuatan diod, transistor dan alatan semikonduktor yang seumpamanya	24.3	20.7	20.9	14.8	35.5	52.8
26102	Pembuatan litar elektronik bersepadu dengan pemasangan mikro						
26103	Pembuatan kapasitor dan perintang elektrik						
26104	& Pembuatan papan litar bercetak	22.5	22.6	30.5	-0.3	2.5	16.7
26105	& Pembuatan komponen paparan						
26109	Pembuatan komponen lain untuk aplikasi elektronik	15.1	16.7	23.7	34.2	21.0	29.4
262 (26201 & 26202)	Pembuatan komputer dan kelengkapan peranti	1.6	0.9	5.6	17.3	17.1	1.2
263/ 26300	Pembuatan peralatan komunikasi	-10.9	-7.0	-17.6	-23.5	-15.6	2.3
264/ 26400	Pembuatan peralatan elektronik pengguna	6.5	27.9	9.9	13.9	4.9	24.6
265	Pembuatan kelengkapan mengukur, menguji, memandu arah dan kawalan; jam tangan dan jam	18.8	27.4	28.3	37.9	31.4	34.3
26511	Pembuatan kelengkapan mengukur, menguji, memandu arah dan kawalan	15.5	20.5	27.7	39.4	35.0	37.6
26512	Pembuatan kelengkapan kawalan proses perindustrian						
26520	Pembuatan jam tangan dan jam dan bahagiannya	41.9	79.8	33.9	25.4	10.2	13.2
266/ 26600	Pembuatan peralatan penyinaran, perubatan elektro dan elektroterapeutik	45.8	-34.2	-41.0	-55.6	-46.2	-45.3

2022									Group Description/Period
Apr.	Mei	Jun	Jul.	Ogo.	Sep.	Okt.	Nov.	Dis.	
16.1	13.1	47.1	44.4	31.2	22.9	7.6	5.3	5.0	Manufacture of non-metallic mineral products n.e.c. <i>Manufacture of refractory mortars and concretes</i>
-6.9	-17.5	47.7	137.5	56.2	39.8	-5.0	-7.4	-8.7	<i>Manufacture of non-refractory ceramic</i>
8.5	10.0	35.0	42.2	12.8	-1.5	-5.3	-6.3	-3.7	<i>Manufacture of other porcelain and ceramic products</i>
11.5	10.5	60.3	59.5	58.6	53.3	19.6	13.4	12.5	<i>Manufacture of hydraulic cement</i>
29.6	34.1	62.3	60.2	38.4	12.3	2.2	1.2	8.6	<i>Manufacture of ready-mix and dry-mix concrete and mortars</i>
									<i>Manufacture of precast concrete, cement or artificial stone articles for use in construction</i>
16.7	7.8	30.0	23.1	14.3	13.3	4.4	0.3	-2.8	<i>Manufacture of prefabricated structural components for building or civil engineering of cement, concrete or artificial stone</i>
22.5	15.5	51.7	35.4	22.6	17.4	12.3	23.5	24.1	<i>Manufacture of other articles of concrete, cement and plaster</i>
11.5	47.2	73.8	79.7	37.9	28.6	5.4	7.1	1.8	<i>Manufacture of other non-metallic mineral products n.e.c.</i> <i>Other industry</i>
8.9	15.2	34.2	30.9	9.2	-0.8	-0.4	2.0	-0.1	Manufacture of basic iron and steel
11.9	10.5	25.6	38.5	4.5	6.3	6.5	2.3	3.8	Manufacture of basic precious and other non-ferrous metals
9.2	10.4	76.6	51.5	26.8	19.6	12.2	12.6	6.0	Casting of metals
8.3	11.5	58.0	51.2	23.8	7.6	4.8	5.3	9.0	Manufacture of structural metal products, tanks, reservoirs , steam generators , weapons and ammunition
5.2	12.2	77.7	42.1	21.3	1.0	3.6	5.1	9.6	<i>Manufacture of metal doors, windows and their frames, shutters and gates</i>
19.3	12.3	27.4	80.1	26.9	27.8	6.8	6.1	6.7	<i>Manufacture of other structural metal products</i>
-13.3	-10.6	26.9	39.6	55.9	8.5	15.2	1.4	16.3	<i>Manufacture of tanks, reservoirs and containers of metal</i> <i>Other industry</i>
4.6	4.9	48.2	47.6	31.9	9.7	3.6	0.3	1.5	Manufacture of other fabricated metal products; metal working service activities
16.6	11.2	50.1	49.3	52.4	31.7	25.3	13.8	8.9	<i>Forging, pressing, stamping and roll-forming of metal; powder metallurgy</i>
11.3	19.8	57.4	80.9	30.6	34.2	15.3	10.3	27.3	<i>Treatment and coating of metals; machining</i>
-1.2	-3.3	5.1	17.7	8.3	-9.0	-9.2	-13.8	-13.1	<i>Manufacture of tins and cans for food products, collapsible tubes and boxes</i> <i>Manufacture of metal cable, plaited bands and similar articles</i>
6.6	0.5	70.5	57.0	26.6	-4.9	-11.6	-14.9	-13.6	<i>Manufacture of bolts, screws, nuts and similar threaded products</i>
-28.8	-23.3	75.4	21.3	21.1	19.8	24.0	15.6	19.4	<i>Manufacture of metal household articles</i>
-1.2	12.1	62.3	53.7	54.3	26.3	21.2	23.7	22.3	<i>Manufacture of any other fabricated metal products n.e.c.</i>
6.4	3.0	27.6	23.9	20.8	21.4	18.6	26.8	27.0	<i>Other industry</i>
31.0	39.3	39.7	28.3	33.7	32.9	30.7	30.7	14.5	Manufacture of electronic components and boards
41.7	44.1	44.1	28.0	42.3	42.2	30.0	23.4	17.0	<i>Manufacture of diodes, transistors and similar semiconductor devices</i> <i>Manufacture of electronic integrated circuits micro assemblies</i> <i>Manufacture of electrical capacitors and resistors</i>
15.3	32.9	33.6	28.3	22.5	21.4	30.8	42.6	11.5	<i>Manufacture of printed circuit boards</i>
30.5	32.9	33.6	35.1	32.1	33.8	43.2	27.9	7.0	<i>Manufacture of display components</i> <i>Manufacture of other components for electronic applications</i>
16.9	6.7	6.8	6.5	22.3	20.8	-7.3	-1.3	-3.0	Manufacture of computers and peripheral equipment
2.8	11.8	1.4	-1.7	16.9	17.5	-2.3	-2.5	7.4	Manufacture of communication equipment
25.1	10.8	13.5	74.5	12.6	13.8	-8.5	-5.3	-10.8	Manufacture of consumer electronics
24.1	32.7	53.9	55.8	36.1	25.9	26.3	27.0	-0.1	Manufacture of measuring, testing, navigating and control equipment; watches and clocks
22.4	31.7	55.7	56.4	33.5	27.0	29.9	32.9	0.8	<i>Manufacture of measuring, testing, navigating and control equipment</i>
34.4	39.1	42.6	52.3	57.6	18.3	5.3	-3.3	-6.7	<i>Manufacture of industrial process control equipment</i> <i>Manufacture of watches and clocks and parts</i>
-28.3	-43.6	-44.6	-44.9	-19.6	-42.5	-43.2	60.4	27.6	Manufacture of irradiation, electromedical and electrotherapeutic equipment

Kod Kumpulan Group code	Keterangan Kumpulan/Tempoh	2020	2021	2022	2021				2022			
					Q1	Q2	Q3	Q4	Q1	Q2	Q3	Q4
267 (26701 & 26702) & 268 (26800)	Pembuatan peralatan optikal, kelengkapan fotografi, media magnetik dan optikal	4.2	18.7	33.7	24.3	34.6	-12.6	35.9	33.7	36.2	67.7	9.5
271	Pembuatan motor elektrik, penjana, transformer dan perkakasan pengagihan dan pengawalan elektrik	-1.1	21.4	33.3	9.3	47.5	6.7	28.4	37.9	36.0	43.8	18.6
	27101 Pembuatan motor elektrik, penjana dan transformer	12.3	13.1	17.2	16.4	30.4	-1.6	13.2	25.6	27.1	19.3	0.4
	27102 Pembuatan perkakasan pengagihan dan pengawalan	-8.2	26.7	42.5	5.6	59.5	12.3	38.5	45.1	41.1	58.5	28.5
272/ 27200	Pembuatan bateri dan akumulator	14.9	-3.7	33.6	-6.2	-13.2	-2.1	7.3	25.8	12.8	33.6	58.0
273	Pembuatan pendawaian dan peranti pendawaian	-16.9	26.2	0.02	8.5	79.1	15.4	21.2	12.3	6.0	1.3	-16.1
	27310 Pembuatan kabel gantian optikal	-11.2	35.4	14.9	6.4	31.6	40.2	61.7	33.9	48.7	2.5	-8.1
	27320 Pembuatan wayar dan kabel elektronik dan elektrik lain	-17.8	24.2	0.1	7.9	77.3	12.5	18.8	11.0	5.4	2.7	-15.4
	27330 Pembuatan alatan pendawaian pembawa dan bukan pembawa arus untuk litar elektrik (tanpa mengira jenis bahan)	-2.8	54.9	-7.4	19.7	135.2	51.0	43.6	22.1	-1.1	-16.0	-28.9
274/ 27400	Pembuatan kelengkapan pencahayaan elektrik	47.5	-2.8	27.1	30.5	-7.1	-29.0	15.1	28.5	28.0	38.7	15.4
275/ 27500	Pembuatan perkakasan domestik	-8.1	9.5	8.7	-5.2	49.7	-4.7	13.3	7.6	12.3	17.8	-1.4
279/ 27900	Pembuatan kelengkapan elektrik lain	7.4	17.7	4.0	20.5	34.1	3.5	17.8	16.7	-2.9	3.7	0.7
281 & 282	Pembuatan jentera kegunaan umum dan kegunaan khas	-0.3	16.2	6.9	5.7	35.1	6.8	19.1	9.3	4.6	7.7	6.3
	28120 Pembuatan alat-alat kuasa bendalir											
	& 28130 Pembuatan pam, pemampat, kepala paip dan injap lain	-20.4	25.9	2.4	-10.8	87.7	19.8	32.5	-14.7	-1.4	23.3	1.5
	28180 Pembuatan alatan tangan yang menggunakan kuasa dilengkapkan dengan motor elektrik atau bukan motor elektrik atau pneumatik	11.2	27.7	1.0	22.4	44.3	15.7	29.6	-3.3	-1.4	3.4	5.1
	& 28220 Pembuatan jentera pembentukan logam dan alatan mesin											
	28192 Pembuatan mesin penyaman udara, termasuk untuk kenderaan bermotor	19.4	17.8	-6.1	24.8	30.4	0.04	20.1	10.9	3.2	-12.6	-23.6
	28290 Pembuatan lain-lain mesin bertujuan khas t.t.t.l. Industri lain	-10.1	-11.4	37.9	-30.1	-3.0	-7.6	-3.8	28.5	15.6	45.6	61.4
		-12.1	21.7	10.8	6.0	55.8	13.1	20.6	16.6	7.5	8.3	11.8
291 (29101 & 29102)	Pembuatan kenderaan bermotor	4.8	5.8	12.2	18.0	74.3	-29.9	7.0	5.8	21.0	22.1	5.6
292/ 29200	Pembuatan kerangka (coachwork) untuk kenderaan bermotor; pembuatan treler dan semi treler	51.2	19.7	17.6	50.8	29.3	-26.0	44.1	29.7	19.2	20.6	5.1
293/ 29300	Pembuatan alat ganti dan aksesori untuk kenderaan bermotor	2.1	5.4	17.9	24.0	31.4	-22.9	1.8	2.7	19.1	46.2	9.8
301 (30110 & 30120)	Pembinaan kapal dan bot	-20.5	50.7	0.9	12.7	353.5	44.1	26.6	7.2	2.6	-3.9	-1.3
302, 303, 304 & 309	Pembuatan lokomotif keretapi, rolling stock, kapal angkasa dan udara, jentera berkaitan, kenderaan tempur ketenteraan, dan kelengkapan pengangkutan t.t.t.l.	-9.3	-5.9	17.1	-6.1	11.3	-25.1	-0.7	0.4	19.3	38.5	16.9
	30910 Pembuatan motosikal	-32.1	-13.2	26.3	-41.4	76.1	-18.3	-5.9	-11.4	21.2	69.4	44.1
	30920 Pembuatan basikal dan invalid carriages	26.1	3.4	24.3	71.1	10.1	-28.4	-6.5	2.3	40.1	46.5	17.3
	Industri lain	-6.2	-6.6	9.5	-0.4	-5.3	-26.0	4.9	5.1	8.7	21.4	6.1
310	Pembuatan perabot	-7.3	-5.7	9.8	5.1	33.7	-39.0	-2.9	6.7	18.9	29.4	-5.2
	31001 Pembuatan perabot kayu dan rotan	-7.8	-21.9	1.0	-4.0	19.1	-54.3	-27.5	-11.9	2.7	35.4	-4.4
	Industri lain	-6.2	26.3	20.5	26.8	58.0	-9.9	43.7	40.3	39.3	23.6	-6.0
321 (32110 & 32120)	Pembuatan barang kemas, bijouterie dan artikel berkaitan	-12.1	1.9	25.5	1.8	132.8	-52.2	-6.7	-8.1	19.0	133.9	16.8
322, 325 & 329	Pembuatan instrumen muzik, peralatan dan bekalan perubatan dan pergigian dan pembuatan lain t.t.t.l.	3.5	7.0	10.7	2.7	14.3	-2.0	14.2	13.1	13.6	17.0	0.1
	32901 Pembuatan alat tulis	2.6	12.7	9.5	16.0	35.3	-4.2	7.3	-4.0	1.0	37.2	7.7
	Industri lain	3.8	5.2	11.0	-1.4	7.9	-1.3	16.3	19.4	18.5	11.0	-2.0
323/ 32300	Pembuatan barangan sukan	20.9	-26.7	5.4	2.4	-22.5	-51.8	-26.6	-1.4	-12.0	30.1	15.5
324/ 32400	Pembuatan permainan dan mainan	-31.3	3.8	2.6	-14.2	47.8	-17.8	16.0	27.9	16.7	-3.4	-23.8
331 & 332	Pembaikan pemasangan produk logam, jentera, kelengkapan dan pemasangan jentera perindustrian dan kelengkapan	-11.3	0.04	7.9	0.6	29.8	-24.8	8.3	6.1	10.1	10.2	6.2
	33150 Pembaikan dan penyelenggaraan kelengkapan pengangkutan kecuali motosikal dan basikal	4.1	6.2	17.8	68.0	13.0	-29.6	8.4	13.1	24.6	22.4	13.9
	Industri lain	-17.1	-2.8	2.8	-16.1	39.8	-22.0	8.3	2.6	3.1	3.7	2.1
Jumlah Pembuatan		-2.1	15.5	15.8	8.5	33.9	6.4	16.5	12.8	17.4	22.5	11.1

2021	2022	2021									Group Description/Period
(Jan. - Dis.)	(Jan. - Dis.)	Jan.	Feb.	Mar.	Apr.	Mei	Jun	Jul.	Ogo.	Sep.	
18.7	33.7	22.3	21.5	29.9	128.3	18.5	7.3	-30.0	-15.3	7.6	Manufacture of optical instruments, photographic equipment, magnetic and optical media
21.4	33.3	7.8	0.4	20.1	126.1	37.9	14.3	-8.1	10.6	17.8	Manufacture of electric motors, generators, transformers and electricity distribution and control apparatus
13.1	17.2	16.4	9.9	22.7	96.5	21.5	1.9	-7.4	-1.2	4.3	Manufacture of electric motors, generators and transformers
26.7	42.5	3.3	-4.4	18.6	147.6	48.6	23.0	-8.6	18.9	26.5	Manufacture of electricity distribution and control apparatus
-3.7	33.6	-3.1	-17.3	2.3	1.9	-25.2	-13.2	-12.1	1.7	4.9	Manufacture of batteries and accumulators
26.2	0.02	1.1	7.2	19.1	173.6	86.3	30.3	9.0	16.2	21.0	Manufacture of wiring and wiring devices
35.4	14.9	14.8	-7.5	13.2	76.7	43.2	-3.3	56.4	29.0	37.9	Manufacture of fibre optic cables
24.2	0.1	0.6	8.0	16.6	167.9	86.7	28.4	4.9	13.6	19.2	Manufacture of other electronic and electric wires and cables
54.9	-7.4	2.8	2.4	68.4	412.4	99.4	77.8	57.3	52.9	42.3	Manufacture of current-carrying and non current-carrying wiring devices for electrical circuits regardless of material
-2.8	27.1	27.2	20.4	44.3	123.5	6.4	-46.5	-61.0	-8.0	1.3	Manufacture of electric lighting equipment
9.5	8.7	-6.3	-2.6	-6.7	75.0	97.8	8.5	-10.5	-2.9	-0.5	Manufacture of domestic appliances
17.7	4.0	22.1	16.3	23.0	150.5	22.1	0.9	-9.0	4.0	15.4	Manufacture of other electrical equipment
16.2	6.9	3.7	4.3	9.3	98.8	37.5	1.4	-13.2	16.7	18.9	Manufacture of general-purpose and special-purpose machinery
25.9	2.4	-45.1	1.9	15.2	214.8	88.3	27.1	-27.8	44.1	43.0	Manufacture of fluid power equipment
27.7	1.0	18.9	21.2	27.7	173.9	25.1	8.8	7.4	20.2	21.2	Manufacture of other pumps, compressors, taps and valves
17.8	-6.1	33.5	18.7	22.4	75.3	55.0	-5.8	-41.2	23.5	24.1	Manufacture of power-driven hand tools with self-contained electric or non-electric motor or pneumatic drives
-11.4	37.9	-29.2	-34.7	-25.9	4.6	2.6	-11.5	-13.3	-5.9	-3.2	Manufacture of metal-forming machinery and machine tools
21.7	10.8	1.5	8.3	8.0	173.9	50.2	9.2	4.4	14.4	20.4	Manufacture of air-conditioning machines, including for motor vehicles
5.8	12.2	8.5	10.6	38.7	5,886.0	132.3	-43.4	-39.9	-38.1	-10.6	Manufacture of other special-purpose machinery n.e.c.
19.7	17.6	38.7	28.1	88.9	313.6	38.2	-43.3	-45.0	-30.5	4.0	Other industry
5.4	17.9	7.1	15.1	55.4	149.9	33.2	-22.0	-28.6	-23.4	-15.9	Manufacture of motor vehicles
50.7	0.9	6.8	29.0	5.8	3,010.1	1,743.3	70.5	25.1	53.2	52.5	Manufacture of bodies (coachwork) for motor vehicles; manufacture of trailers and semi-trailers
-5.9	17.1	-9.7	-16.2	8.5	148.1	-8.8	-29.1	-32.3	-22.9	-20.3	Manufacture of parts and accessories for motor vehicles
-13.2	26.3	-42.6	-50.3	-28.8	530.0	63.0	-14.0	-21.4	-17.8	-15.5	Building of ships and boats
3.4	24.3	69.1	18.3	149.3	231.1	7.7	-57.8	-55.4	-17.9	-12.0	Manufacture of railway locomotives, rolling stock, air and spacecraft, related machinery, military fighting vehicles and transport equipment n.e.c
-6.6	9.5	-8.1	5.3	2.9	74.0	-34.1	-20.9	-23.9	-27.4	-26.4	Manufacture of motorcycles
-5.7	9.8	4.3	2.0	8.9	956.3	54.5	-45.0	-60.8	-38.6	-17.8	Manufacture of bicycles and invalid carriages
-21.9	1.0	-4.8	-3.6	-3.6	883.6	63.7	-54.8	-67.0	-52.1	-43.9	Other industry
26.3	20.5	24.4	14.2	45.0	1,065.6	44.4	-24.6	-48.9	-12.9	31.5	Manufacture of furniture
1.9	25.5	7.3	-3.3	1.1	1,088.1	212.0	-26.3	-70.1	-64.9	-23.4	Manufacture of wooden and cane furniture
7.0	10.7	-6.9	0.8	16.4	79.5	7.4	-15.4	-8.1	-2.5	4.7	Other industry
12.7	9.5	4.0	12.9	31.9	148.7	32.8	-10.2	-12.1	2.3	-2.6	Manufacture of jewellery, bijouterie and related articles
5.2	11.0	-10.1	-2.9	11.0	62.4	-0.2	-17.2	-6.8	-4.0	6.6	Manufacture of musical instruments, medical and dental instruments and supplies and other manufacturing n.e.c.
-26.7	5.4	6.1	-9.7	12.0	15.7	-20.7	-48.3	-57.4	-53.4	-44.3	Manufacture of stationery
3.8	2.6	-30.8	-25.8	17.9	1,148.4	53.5	-60.6	-22.9	-36.5	6.0	Other industry
0.04	7.9	-1.4	-0.9	3.8	219.4	52.7	-36.5	-36.6	-29.3	-8.5	Manufacture of sports goods
6.2	17.8	113.1	39.4	61.4	153.6	25.7	-43.9	-52.1	-34.2	1.9	Manufacture of games and toys
-2.8	2.8	-22.8	-11.5	-13.4	270.1	69.1	-32.5	-25.3	-26.7	-14.1	Repair of fabricated metal products, machinery and equipment and installation of industrial machinery and equipment
15.5	15.8	4.1	6.4	15.3	72.5	37.2	6.5	0.6	6.8	11.6	Repair and maintenance of transport equipment except motorcycles and bicycles
											Other industry
											Total Manufacturing

Kod Kumpulan Group code	Keterangan Kumpulan/Tempoh	Okt.	Nov.	Dis.	Jan.	Feb.	Mac
267 (26701 & 26702) & 268 (26800)	Pembuatan peralatan optikal, kelengkapan fotografi, media magnetik dan optikal	39.4	28.1	40.1	22.9	25.0	54.7
271	Pembuatan motor elektrik, penjana, transformer dan perkakasan pengagihan dan pengawalan elektrik	20.4	25.5	40.0	30.5	41.3	42.2
	27101 Pembuatan motor elektrik, penjana dan transformer	4.1	8.2	28.1	25.7	23.2	27.6
	27102 Pembuatan perkakasan pengagihan dan pengawalan	31.4	36.8	47.9	33.3	52.0	50.6
272/ 27200	Pembuatan bateri dan akumulator	1.2	13.9	8.2	13.4	34.2	33.7
273	Pembuatan pendawaian dan peranti pendawaian	20.5	22.9	20.3	13.5	11.9	11.4
	27310 Pembuatan kabel gantian optikal	51.2	52.3	81.8	22.6	41.1	39.3
	27320 Pembuatan wayar dan kabel elektronik dan elektrik lain	17.5	20.3	18.7	12.5	10.5	9.9
	27330 Pembuatan alatan pendawaian pembawa dan bukan pembawa arus untuk litar elektrik (tanpa mengira jenis bahan)	60.5	53.4	18.8	25.4	21.3	19.8
274/ 27400	Pembuatan kelengkapan pencahayaan elektrik	20.5	22.4	1.9	12.3	38.8	35.6
275/ 27500	Pembuatan perkakasan domestik	6.6	13.2	20.5	14.2	-3.7	12.3
279/ 27900	Pembuatan kelengkapan elektrik lain	10.2	15.5	28.6	8.9	21.8	20.2
281 & 282	Pembuatan jentera kegunaan umum dan kegunaan khas	19.0	20.7	17.6	16.6	7.3	4.4
	28120 Pembuatan alat-alat kuasa bendalir &						
	28130 Pembuatan pam, pemampat, kepala paip dan injap lain	40.1	31.0	26.4	37.3	-24.5	-34.1
	28180 Pembuatan alatan tangan yang menggunakan kuasa dilengkapkan dengan motor elektrik atau bukan motor elektrik atau pneumatik &	32.5	25.6	30.6	-1.7	-3.5	-4.8
	28220 Pembuatan jentera pembentukan logam dan alatan mesin						
	28192 Pembuatan mesin penyaman udara, termasuk untuk kenderaan bermotor	22.1	18.2	20.1	8.7	13.5	10.6
	28290 Pembuatan lain-lain mesin bertujuan khas t.t.t.l. Industri lain	-6.0 15.3	10.4 22.3	-12.6 24.3	41.1 29.9	22.1 13.0	23.2 8.0
291 (29101 & 29102)	Pembuatan kenderaan bermotor	9.3	7.7	-2.6	9.7	6.6	1.1
292/ 29200	Pembuatan kerangka (coachwork) untuk kenderaan bermotor; pembuatan treler dan semi treler	53.9	41.2	30.2	27.4	28.2	32.6
293/ 29300	Pembuatan alat ganti dan aksesori untuk kenderaan bermotor	1.4	3.4	-3.6	3.5	1.1	3.5
301 (30110 & 30120)	Pembinaan kapal dan bot	29.3	29.7	20.3	10.4	4.7	6.5
302, 303, 304 & 309	Pembuatan lokomotif keretapi, rolling stock, kapal angkasa dan udara, jentera berkaitan, kenderaan tempur ketenteraan, dan kelengkapan pengangkutan t.t.t.l.	-6.5	0.2	3.8	-0.9	2.7	-0.1
	30910 Pembuatan motosikal	-14.3	1.2	-5.5	-11.2	-10.7	-12.2
	30920 Pembuatan basikal dan invalid carriages Industri lain	-11.3 -0.1	-7.0 3.5	-1.0 11.2	-5.7 6.8	12.3 5.0	3.5 3.6
310	Pembuatan perabot	-9.8	1.0	0.2	8.0	5.8	6.2
	31001 Pembuatan perabot kayu dan rotan Industri lain	-37.5 44.2	-22.2 44.1	-22.4 42.9	-9.6 38.1	-14.5 43.0	-11.6 40.1
321 (32110 & 32120)	Pembuatan barang kemas, bijouterie dan artikel berkaitan	-14.3	-1.2	-4.5	-7.9	-7.8	-8.6
322, 325 & 329	Pembuatan instrumen muzik, peralatan dan bekalan perubatan dan pergigian dan pembuatan lain t.t.t.l.	15.1	13.0	14.4	15.0	14.4	10.0
	32901 Pembuatan alat tulis Industri lain	4.9 18.3	5.3 15.4	11.6 15.2	0.3 20.1	-1.1 19.9	-10.0 18.3
323/ 32300	Pembuatan barangan sukan	-42.4	-26.8	-6.3	1.2	1.3	-5.9
324/ 32400	Pembuatan permainan dan mainan	16.4	17.8	13.8	48.7	48.9	-0.7
331 & 332	Pembaikan pemasangan produk logam, jentera, kelengkapan dan pemasangan jentera perindustrian dan kelengkapan	1.8	9.8	13.7	9.6	2.4	6.1
	33150 Pembaikan dan penyelenggaraan kelengkapan pengangkutan kecuali motosikal dan basikal Industri lain	-2.5 4.2	6.7 11.4	23.2 9.1	7.1 10.9	9.5 -0.6	20.6 -2.0
Jumlah Pembuatan		15.3	18.8	15.5	13.1	11.2	13.9

2022									Group Description/Period
Apr.	Mei	Jun	Jul.	Ogo.	Sep.	Okt.	Nov.	Dis.	
29.2	33.4	44.3	110.9	76.3	32.8	-4.9	22.3	12.9	Manufacture of optical instruments, photographic equipment, magnetic and optical media
34.7	33.7	39.5	60.9	40.6	33.2	24.3	23.9	8.5	Manufacture of electric motors, generators, transformers and electricity distribution and control apparatus
29.4	26.3	25.4	27.7	16.5	14.2	4.1	15.9	-16.1	Manufacture of electric motors, generators and transformers
37.8	37.6	47.7	84.3	54.6	43.4	35.2	28.0	22.7	Manufacture of electricity distribution and control apparatus
3.7	22.9	12.6	25.6	17.0	59.9	64.0	36.0	76.2	Manufacture of batteries and accumulators
13.6	2.6	1.6	5.3	4.3	-5.2	-16.1	-16.8	-15.4	Manufacture of wiring and wiring devices
49.9	48.8	47.2	9.5	19.6	-20.0	-22.7	5.4	-5.6	Manufacture of fibre optic cables
13.2	1.4	1.5	7.1	5.4	-3.9	-14.6	-15.8	-15.9	Manufacture of other electronic and electric wires and cables
5.6	2.5	-9.9	-16.1	-15.2	-16.6	-32.4	-37.5	-13.7	Manufacture of current -carrying and non current-carrying wiring devices for electrical circuits regardless of material
13.5	35.9	36.2	69.8	34.9	22.9	-14.2	33.0	41.8	Manufacture of electric lighting equipment
13.4	11.6	11.8	15.4	19.9	17.8	2.9	-2.3	-4.5	Manufacture of domestic appliances
-3.5	-2.7	-2.6	5.5	4.1	2.0	3.2	2.9	-3.6	Manufacture of other electrical equipment
4.5	4.4	4.8	18.9	4.1	2.3	2.0	5.0	11.9	Manufacture of general-purpose and special-purpose machinery
-3.8	-10.6	10.9	74.4	10.8	10.3	5.4	5.0	-6.0	Manufacture of fluid power equipment
-0.4	-1.6	-2.2	2.2	4.1	3.8	-5.7	9.9	11.6	Manufacture of other pumps, compressors, taps and valves
8.9	4.8	-3.6	34.5	-25.2	-25.8	-25.1	-30.2	-14.7	Manufacture of power-driven hand tools with self-contained electric or non-electric motor or pneumatic drives
10.8	20.1	16.5	28.6	54.2	54.0	55.2	54.6	73.7	Manufacture of air-conditioning machines, including for motor vehicles
3.4	6.6	12.7	11.1	11.8	2.5	10.6	14.2	10.5	Manufacture of other special-purpose machinery n.e.c.
3.1	10.8	68.0	28.9	29.8	11.5	-7.6	10.5	13.1	Other industry
13.6	19.8	28.1	28.0	28.9	9.3	0.6	7.8	7.1	Manufacture of motor vehicles
5.6	10.8	48.6	51.2	45.7	41.8	2.3	13.4	13.7	Manufacture of bodies (coachwork) for motor vehicles; manufacture of trailers and semi-trailers
4.0	1.4	1.8	11.5	-10.1	-9.5	-1.6	-1.9	-0.2	Manufacture of parts and accessories for motor vehicles
7.9	18.0	38.0	50.8	32.1	34.4	30.6	12.2	10.1	Building of ships and boats
5.9	12.7	58.0	74.0	67.2	67.1	61.2	40.2	35.3	Manufacture of railway locomotives, rolling stock, air and spacecraft, related machinery, military fighting vehicles and transport equipment n.e.c
10.3	20.3	157.6	123.3	27.9	25.3	24.3	21.7	6.6	Manufacture of motorcycles
7.7	19.9	0.9	17.6	19.9	26.7	23.1	-2.6	1.4	Manufacture of bicycles and invalid carriages
18.8	10.8	30.2	82.8	20.2	11.0	-3.3	-6.0	-6.2	Other industry
-2.3	-8.7	25.6	73.5	23.5	23.4	3.5	-5.6	-9.7	Manufacture of furniture
45.6	35.3	35.9	94.3	16.8	0.9	-9.0	-6.4	-2.6	Manufacture of wooden and cane furniture
-8.7	9.3	94.9	253.3	198.9	62.3	21.2	17.5	12.3	Other industry
11.0	9.5	21.2	23.4	18.7	9.8	-1.7	2.2	-0.1	Manufacture of jewellery, bijouterie and related articles
-5.8	-4.3	15.2	48.6	31.9	31.8	11.6	8.9	3.0	Manufacture of musical instruments, medical and dental instruments and supplies and other manufacturing n.e.c.
17.4	15.0	23.5	15.5	14.2	4.4	-5.4	0.3	-1.0	Manufacture of stationery
-7.7	-24.2	-1.5	47.0	24.1	21.3	29.6	9.9	9.9	Other industry
7.9	5.8	74.3	-10.5	27.8	-16.7	-25.3	-19.4	-26.7	Manufacture of sports goods
9.4	9.0	12.3	10.5	10.3	9.8	6.8	5.1	6.7	Manufacture of games and toys
23.5	25.4	25.7	28.8	27.5	15.6	16.5	16.1	9.2	Repair of fabricated metal products, machinery and equipment and installation of industrial machinery and equipment
2.0	1.7	6.2	2.0	2.4	6.1	1.8	-0.4	5.4	Repair and maintenance of transport equipment except motorcycles and bicycles
13.2	15.7	23.4	23.8	24.4	19.5	12.9	11.8	8.6	Other industry
									Total Manufacturing

Jadual Table **1.4C** : Nilai Jualan Sektor Pembuatan Mengikut Kumpulan: Perubahan Peratusan Bulanan/Suku Tahunan
 : Sales Value of Manufacturing Sector by Group: Monthly/Quarterly Percentage Change

Kod Kumpulan Group code	Keterangan Kumpulan/Tempoh	2021				2022				2021						
		Q1	Q2	Q3	Q4	Q1	Q2	Q3	Q4	Jan.	Feb.	Mac	Apr.	Mei	Jun	Jul.
101	Pemprosesan dan pengawetan daging	-1.7	0.6	9.6	4.4	0.3	2.1	1.5	3.2	9.4	-7.5	-0.8	-0.9	6.4	1.8	-2.3
102	Pemprosesan dan pengawetan ikan, krustasea dan moluska	2.5	-3.9	-10.4	6.8	-7.1	0.0	-2.0	2.5	2.3	-7.0	5.0	-1.9	-7.2	6.3	-12.3
	10201 Pengetinan ikan, krustasea dan moluska &															
	10202 Pemprosesan dan pengawetan ikan, krustasea dan moluska	1.9	-3.5	-11.0	6.3	-7.2	0.4	-2.6	2.2	1.6	-7.3	5.3	-1.4	-7.5	6.5	-12.9
	Industri lain	15.1	-12.7	2.4	17.3	-5.8	-6.6	8.1	6.8	19.1	-2.7	-0.7	-10.9	-1.0	0.1	-0.3
103	Pemprosesan dan pengawetan buah-buahan dan sayur - sayuran	8.7	-12.0	-17.3	10.5	6.0	-0.7	2.6	3.5	12.7	-3.7	2.3	-1.7	-14.6	-3.3	-8.9
	10303 Pengetinan nanas &															
	10304 Pembuatan jem, marmalad dan sajian jeli	44.8	-27.4	-8.6	4.3	-7.7	2.7	28.2	5.1	6.8	31.4	-15.1	-3.6	-30.0	-12.4	5.3
	Industri lain	1.3	-7.4	-19.4	12.1	9.4	-1.4	-2.8	3.1	14.2	-12.2	8.6	-1.2	-10.4	-1.3	-11.6
104	Pembuatan minyak dan lemak daripada sayuran dan haiwan	-23.6	47.8	0.1	4.7	-20.8	41.6	-6.5	0.3	-15.6	-2.5	-2.4	44.8	0.6	12.6	-12.9
	10404 Pembuatan minyak sayuran mentah dan bertapis &															
	10406 Pembuatan sebatian lemak masakan	-1.0	15.4	8.7	-11.8	-2.8	28.7	13.5	-12.0	-0.9	-1.6	7.6	10.3	0.3	0.03	1.8
	10405 Pembuatan minyak kelapa	-2.9	-29.2	-4.9	38.3	15.7	-3.3	14.2	-3.9	-2.3	-5.7	-1.6	-21.6	9.6	-36.3	21.7
	Industri lain	-26.3	53.5	-0.8	6.4	-22.8	43.6	-8.9	2.0	-17.4	-2.6	-3.8	51.0	0.6	14.4	-14.5
105	Pembuatan produk tenusu	1.7	4.4	-0.4	5.3	3.9	3.2	1.8	-1.3	7.3	-1.5	2.5	3.4	-2.7	5.3	-9.5
	10502 Pembuatan susu pekat, tepung dan sejat	1.4	5.4	0.0	5.3	4.1	3.7	1.3	-1.0	7.5	-1.9	2.7	4.0	-2.6	5.8	-9.6
	Industri lain	5.0	-6.0	-5.4	4.5	2.0	-4.4	8.2	-6.2	5.2	2.5	-0.1	-4.1	-3.6	-1.1	-7.6
106	Pembuatan produk bijian, kanji dan produk berkanji	13.4	10.2	-4.2	8.4	8.8	10.3	-6.1	4.3	11.2	2.2	7.4	6.9	-7.0	7.5	-9.8
	10611 Pengilangan beras	10.2	33.2	-4.4	8.0	9.9	18.0	-7.3	0.6	13.7	6.2	2.5	29.3	-3.5	5.5	-12.6
	10613 Pengilangan tepung	16.2	-4.0	-4.3	8.3	9.1	3.4	-5.1	7.1	10.0	-1.0	12.2	-7.1	-10.0	9.4	-7.1
	Industri lain	7.0	-10.7	0.9	15.0	-10.4	3.8	-0.5	19.7	6.1	10.2	-7.8	-3.9	-10.9	8.0	-10.6
107	Pembuatan produk makanan lain	9.6	-1.8	1.8	5.6	2.5	4.8	1.3	-0.1	4.9	5.4	-0.2	-0.8	-7.4	7.6	-5.2
	10711 Pembuatan biskut dan cookies	-7.3	-7.5	-10.8	44.6	17.9	6.1	-5.8	6.4	-13.8	-4.7	9.8	18.4	-37.4	-1.9	5.3
	10712 Pembuatan roti, kek dan produk bakeri lain	14.9	-0.4	-2.2	-8.6	0.7	13.3	-0.1	-4.9	7.9	28.1	-22.9	3.4	4.1	10.4	-8.7
	10713 Pembuatan produk snek	-0.6	-1.8	-8.6	24.8	5.5	4.5	-5.4	7.0	-1.0	-2.7	6.4	4.7	-13.3	-0.7	-14.4
	10721 Pembuatan gula	15.2	-6.1	2.5	11.3	-7.7	-5.2	-3.6	2.2	2.1	13.8	-0.1	-3.2	-17.9	18.1	-4.1
	10731 Pembuatan produk koko	-1.6	-10.3	-4.7	7.7	1.3	-6.5	4.9	4.5	3.6	3.0	-13.8	2.6	-4.8	-3.1	-2.4
	10732 Pembuatan coklat dan produk coklat &															
	10733 Pembuatan konfeksi gula	10.2	3.3	-4.1	3.3	6.3	7.0	-0.3	-3.3	6.0	-7.7	19.9	-0.4	-9.8	3.9	-2.2
	10793 Pembuatan sos dan bahan perasa	8.4	-2.4	-6.6	25.8	-5.2	-4.9	-3.9	7.2	8.9	-4.1	-3.0	2.6	-1.0	-2.8	-10.2
	10799 Pembuatan produk makanan lain t.t.t.l.	10.6	-0.9	9.4	4.8	10.6	4.4	10.3	4.0	3.5	2.8	8.0	-6.6	-2.1	3.9	3.2
	Industri lain	11.3	-4.1	0.1	8.2	-2.1	3.1	7.9	-0.5	10.0	-3.2	13.0	-11.2	-7.1	17.9	-8.8
108/ 10800	Pembuatan makanan haiwan tersedia	5.3	35.7	4.4	-1.4	1.7	18.8	1.1	-2.7	-3.7	1.3	25.9	14.9	1.8	0.8	4.5
110	Pembuatan minuman ringan	16.2	-22.7	-2.1	32.6	5.9	-5.1	6.7	0.3	8.8	0.1	7.0	-4.3	-18.2	-39.2	15.7
	11041 Pembuatan minuman ringan	19.2	-13.7	17.4	7.7	0.8	-10.1	5.5	7.4	9.8	0.2	4.0	0.6	-24.0	-1.9	15.9
	11042 Pengeluaran air mineral semulajadi dan minuman lain yang dibotolkan	13.7	-7.3	8.5	-0.7	3.4	-3.9	3.4	-5.9	3.8	13.1	8.2	0.8	-22.1	-4.8	14.6
	Industri lain	12.7	-40.5	-48.0	183.8	16.0	2.2	9.2	-7.3	8.8	-3.5	11.0	-12.8	-7.3	-99.3	24.1
120/ 12000	Pembuatan produk tembakau	-2.4	-38.9	-55.2	316.2	-8.1	-22.9	-13.2	36.0	-9.9	-5.8	16.9	-19.2	-16.5	-69.5	6.8
131	Pemintalan, penenunan dan penyiapan tekstil	0.6	4.7	-18.4	20.6	4.5	-3.0	-2.6	2.5	-1.4	-1.1	5.3	-0.1	-2.4	10.0	-19.4
	13110 Penyediaan dan pemintalan gentian tekstil &															
	13120 Penenunan tekstil	3.1	10.0	-27.9	23.8	10.0	-4.1	-2.6	3.7	-1.4	-0.2	4.1	4.6	1.3	4.8	-26.8
	13132 Pewarnaan, pelunturan, percetakan dan penyiapan akhir benang dan fabrik	-5.4	-11.0	14.1	14.9	-8.4	0.2	-2.9	-0.5	-0.8	-2.8	8.9	-13.9	-15.8	32.8	5.0
	Industri lain	-24.8	-4.3	67.1	-11.5	-22.6	-1.9	0.6	-10.9	-9.1	-25.0	9.6	-0.2	-0.8	2.0	-0.9
139	Pembuatan tekstil lain	3.7	1.1	15.7	7.9	-2.0	-0.6	-0.9	4.9	-0.1	-5.1	11.7	-4.8	-2.3	6.0	9.9
	13910 Pembuatan fabrik dikait dan dikrusye	0.4	-3.0	7.1	9.7	-4.5	-2.3	-2.6	4.8	-4.2	-4.4	13.7	-12.7	1.5	7.9	1.2
	Industri lain	7.6	5.6	24.2	6.4	0.2	0.9	0.4	5.0	4.6	-5.9	9.6	4.1	-5.8	4.1	19.1
141	Pembuatan pakaian, kecuali pakaian berbulu	-4.3	-14.3	3.4	17.9	-1.2	-10.0	0.2	10.6	-5.3	-3.0	-4.4	-5.5	-6.5	-3.7	5.6
	14102 Pembuatan pakaian	-4.5	-12.4	5.9	13.8	-3.0	-9.7	2.1	10.6	-5.9	-3.1	-3.9	-4.8	-7.5	1.5	7.2
	Industri lain	-3.2	-27.1	-17.9	62.6	12.1	-11.7	-12.0	10.9	-1.0	-2.7	-8.2	-10.8	1.3	-39.8	-13.8
142 & 143	Pembuatan artikel daripada kulit bulu dan pakaian yang dikait dan dikrusye	-1.0	-7.5	-25.3	43.3	-7.0	-10.7	8.3	12.0	-5.3	0.3	-1.6	12.1	1.3	-52.0	24.9
151 (15110 & 15120)	Penyamakan dan pembersihan kulit, pembuatan bagasi, beg tangan, pelana dan abah-abah pembersihan dan pewarnaan bulu	4.5	-28.0	-8.7	74.2	2.0	-18.9	13.9	25.0	3.7	-4.5	5.9	-14.7	-5.0	-44.6	-3.6
152	Pembuatan kasut	7.5	-31.7	-17.9	40.0	4.2	-10.7	4.4	10.7	-0.1	-7.1	0.1	-18.9	-13.3	-16.7	-8.9
	15201 Pembuatan kasut kulit &															
	15203 Pembuatan kasut getah	7.3	-36.8	-19.2	56.7	0.9	-11.3	19.1	8.8	3.3	-8.6	9.4	-25.3	-19.8	-17.4	-11.2
	Industri lain	7.9	-23.7	-16.2	19.1	9.5	-9.8	-17.4	14.7	-4.7	-4.8	-13.0	-7.5	-3.8	-15.9	-6.1
161/ 16100	Pengilangan dan pengetaman kayu	1.3	-35.9	8.9	44.6	9.0	-31.0	18.5	15.4	-5.0	-6.9	15.3	-19.9	-25.9	-33.1	12.5

2022																	Group Description/Period
Ogo.	Sep.	Okt.	Nov.	Dis.	Jan.	Feb.	Mac	Apr.	Mei	Jun	Jul.	Ogo.	Sep.	Okt.	Nov.	Dis.	
14.0	-1.7	-2.8	7.7	-2.9	4.8	-5.5	-3.6	7.3	1.0	-3.7	-0.3	7.6	-2.8	6.9	-2.6	-6.8	Processing and preserving of meat
2.0	-2.0	7.0	1.4	-1.3	-1.8	-10.6	7.0	-1.7	0.1	3.0	-10.3	12.0	-2.5	-0.4	3.2	-3.6	Processing and preserving of fish, crustaceans and molluscs
																	<i>Canning of fish, crustaceans and molluscs</i>
2.0	-2.3	6.5	1.8	-1.5	-1.8	-10.7	7.0	-1.5	0.5	2.8	-10.7	12.2	-3.2	-0.5	4.0	-4.4	<i>Processing, curing and preserving of fish, crustacean and molluscs</i>
3.0	3.0	16.9	-5.0	2.4	-2.4	-8.5	7.4	-5.4	-7.1	5.7	-1.4	7.3	9.7	1.2	-9.1	10.3	<i>Other industry</i>
-3.5	1.5	6.5	6.4	-0.8	13.9	-11.1	-2.9	4.3	-0.8	5.0	-6.4	9.0	1.3	-2.4	6.9	-6.5	Processing and preserving of fruits and vegetable
																	<i>Pineapple canning</i>
15.1	-2.3	-0.2	10.3	-14.4	11.9	-9.9	-15.7	11.3	-7.3	40.6	-2.7	7.8	10.1	-2.9	8.6	-17.8	<i>Manufacture of jams, marmalades and table jellies</i>
-7.8	2.6	8.3	5.5	2.8	14.3	-11.4	-0.1	3.0	0.5	-1.5	-7.4	9.3	-1.1	-2.2	6.4	-3.1	<i>Other industry</i>
-0.2	18.9	-3.3	-2.5	-4.5	-13.1	-7.4	-0.9	38.3	7.0	3.0	-14.5	4.4	5.8	-4.1	-3.2	5.0	Manufacture of vegetable and animal oils and fats
																	<i>Manufacture of crude and refined vegetable oil</i>
-0.4	21.0	-20.7	-2.7	0.8	3.1	-12.2	9.4	17.9	6.6	8.9	7.0	-0.5	-4.1	-10.7	-6.7	19.6	<i>Manufacture of compound cooking fats</i>
8.3	-3.7	34.6	5.0	-2.1	9.4	7.3	1.8	-10.6	5.9	1.4	9.8	7.8	-11.3	-1.3	-4.5	18.9	<i>Manufacture of coconut oil</i>
-0.3	18.8	-1.5	-2.5	-5.1	-14.9	-7.0	-2.1	41.6	7.0	2.3	-17.1	5.1	7.3	-3.3	-2.8	3.2	<i>Other industry</i>
11.1	-0.5	2.5	1.7	-4.6	8.0	-2.6	1.6	3.1	-0.4	0.6	-3.5	10.2	-4.2	-2.5	2.8	-2.7	Manufacture of dairy products
																	<i>Manufacture of condensed, powdered and evaporated milk</i>
11.8	-1.1	2.7	2.0	-4.9	8.1	-2.4	1.7	3.6	-0.4	0.3	-4.0	10.7	-4.5	-2.3	3.1	-2.8	<i>Other industry</i>
2.4	8.3	0.1	-2.3	-0.6	7.2	-5.4	-0.3	-3.5	-0.9	5.4	3.2	2.7	-0.9	-5.1	-0.9	-2.3	<i>Other industry</i>
0.5	10.4	5.4	-5.4	-0.6	9.3	-0.6	6.6	12.7	-6.1	-6.1	-5.4	7.6	2.0	0.3	-0.7	2.0	Manufacture of grain mill products, starches and starch products
1.0	18.3	5.6	-13.7	1.9	8.2	8.0	0.7	30.2	-12.4	-12.9	-2.9	13.1	3.4	-3.6	-2.7	0.03	<i>Rice milling</i>
-0.8	3.3	5.7	2.1	-2.6	11.4	-7.6	13.1	-3.4	1.7	0.7	-7.8	2.8	0.1	3.7	1.3	4.3	<i>Flour milling</i>
12.3	8.8	-0.4	10.4	-4.0	-4.8	-10.3	1.8	9.4	-5.7	3.6	-3.6	-0.1	9.0	14.5	-0.1	-3.4	<i>Other industry</i>
-0.2	4.1	4.7	-2.8	0.6	5.2	-6.0	6.1	3.7	-2.9	3.4	-2.0	5.2	-3.9	0.9	-0.1	0.04	Manufacture of other food products
1.2	6.6	22.4	17.6	2.9	12.2	-3.9	2.3	25.8	-23.1	-1.4	-0.04	9.8	-4.9	5.5	2.3	-1.1	<i>Manufacture of biscuits and cookies</i>
2.7	-7.8	-0.4	-5.6	-0.5	6.1	-5.4	2.3	6.2	7.6	5.5	-3.6	1.5	-9.8	-0.5	-0.6	7.1	<i>Manufacture of bread, cakes and other bakery products</i>
8.4	19.8	7.6	0.3	1.2	2.6	-1.7	9.3	3.8	-6.9	0.4	-9.8	9.5	2.5	2.7	-1.2	0.9	<i>Manufacture of snack products</i>
-6.8	22.7	0.4	-2.0	1.9	2.8	-15.9	-0.3	6.2	-14.2	15.9	-9.3	2.5	-0.3	1.3	-0.4	1.4	<i>Manufacture of sugar</i>
2.2	-0.03	7.8	1.4	-5.3	11.1	-1.9	-14.2	4.7	-0.6	0.6	4.6	2.4	-4.3	7.4	-0.8	-0.1	<i>Manufacture of cocoa products</i>
																	<i>Manufacture of chocolate and chocolate products</i>
-2.8	2.4	7.7	-8.1	2.2	7.2	-6.2	15.3	1.7	-0.7	-4.9	0.04	7.1	-4.0	-0.5	-2.5	-1.9	<i>Manufacture of sugar confectionery</i>
4.0	10.9	13.1	4.3	-0.5	-4.7	-4.6	4.9	1.9	-13.9	3.7	-3.9	5.1	-1.6	4.8	6.5	-7.3	<i>Manufacture of sauces and condiments</i>
4.0	4.2	3.3	-4.1	0.8	10.8	-3.6	9.7	-1.9	-0.6	5.3	-1.8	14.3	-2.0	2.4	1.3	-6.8	<i>Manufacture of other food products n.e.c.</i>
-3.5	10.6	2.7	-0.5	0.3	-1.6	-4.9	8.6	-1.9	-3.2	10.4	1.6	1.3	-0.6	-1.6	1.6	0.4	<i>Other industry</i>
-1.6	-0.4	-2.3	2.0	1.3	6.2	-7.4	-2.4	24.2	-0.8	1.1	0.7	-1.8	3.7	-2.4	-3.8	1.4	Manufacture of prepared animal feeds
36.8	14.9	17.5	-8.7	0.2	6.7	0.3	6.1	3.9	-18.9	1.1	10.3	6.8	-3.1	5.6	-5.6	-4.1	Manufacture of beverages
35.5	-22.5	23.8	-9.4	1.1	-2.9	6.7	6.2	4.0	-27.5	-1.1	19.3	5.2	-8.5	16.2	-5.7	0.9	<i>Manufacture of soft drinks</i>
15.4	-7.6	2.3	-0.7	-5.5	0.3	6.9	7.7	0.7	-18.4	4.7	7.7	3.5	-6.7	-0.3	-0.6	-5.7	<i>Production of natural mineral waters and other bottled waters</i>
1,086.7	830.9	13.0	-10.1	0.8	26.5	-10.4	5.5	4.8	-4.7	2.9	0.2	10.1	5.4	-5.6	-6.9	-10.9	<i>Other industry</i>
-30.5	151.9	191.0	-16.1	16.4	-14.9	1.0	9.4	-9.0	-27.4	-8.8	-0.7	12.7	-9.0	35.7	7.5	-6.3	Manufacture of tobacco products
-6.3	0.3	12.1	13.1	2.7	-0.3	-3.2	3.6	-3.3	-6.5	10.8	-4.1	-1.4	-6.3	2.1	4.9	6.1	Spinning, weaving and finishing of textiles
																	<i>Preparation and spinning of textile fibres</i>
-2.7	-9.6	12.2	28.3	0.8	-0.4	0.8	3.5	-4.6	-5.6	5.3	-2.6	1.9	-8.2	0.7	8.2	8.1	<i>Weaving of textiles</i>
-18.3	29.5	13.1	-15.8	9.2	-0.1	-13.8	3.4	1.0	-9.7	28.4	-8.0	-10.6	0.2	6.0	-4.0	0.4	<i>Dyeing, bleaching, printing and finishing of yarns and fabrics</i>
119.1	-17.3	-11.2	-7.6	-10.4	-3.8	-20.1	9.7	-8.0	11.2	2.8	0.3	2.3	-18.7	5.1	1.2	-11.3	<i>Other industry</i>
2.3	1.5	5.2	-0.6	3.8	0.3	-7.8	2.3	-1.4	0.1	6.1	-2.5	-4.0	1.0	3.9	2.4	0.3	Manufacture of other textiles
-4.0	9.2	7.7	-7.6	8.2	-3.5	-7.1	3.4	-5.0	2.5	4.3	-3.5	-3.8	-0.1	6.0	0.8	-1.0	<i>Manufacture of knitted and crocheted fabrics</i>
7.9	-4.7	3.0	6.1	0.1	3.6	-8.4	1.4	1.7	-1.9	7.6	-1.6	-4.1	1.8	2.2	3.6	1.3	<i>Other industry</i>
3.5	1.2	14.1	0.4	3.4	-3.1	-1.4	1.7	-4.1	-6.8	-6.9	6.6	1.9	-0.2	2.9	8.7	3.5	Manufacture of wearing apparel, except fur apparel
1.5	-1.7	13.1	-1.0	5.8	-5.0	-2.6	1.4	-3.5	-7.3	-5.3	8.0	1.7	-1.5	2.9	9.2	5.1	<i>Manufacture of clothings</i>
32.8	33.3	22.3	11.1	-13.0	12.3	7.3	3.2	-8.2	-3.4	-17.4	-3.8	3.4	9.9	2.6	5.1	-8.1	<i>Other industry</i>
-5.8	19.9	23.1	5.4	5.5	-2.2	-14.0	-1.6	-7.4	1.6	5.3	1.3	-4.9	18.9	4.7	0.3	-9.0	Manufacture of articles of fur, knitted and crocheted apparel
																	<i>Tanning and dressing of leather; manufacture of luggage, handbags, saddlery and harness; dressing and dyeing of fur</i>
47.8	33.9	24.5	7.9	-0.8	1.3	-0.7	-2.5	-14.4	-7.7	5.5	-0.5	14.4	10.4	9.2	10.5	-11.1	Manufacture of footwear
																	<i>Manufacture of leather footwear</i>
16.2	5.6	38.1	4.4	4.4	3.9	-21.4	27.8	-19.5	1.3	3.4	10.1	10.0	-3.7	7.5	1.0	-0.2	<i>Manufacture of rubber footwear</i>
5.9	-5.9	20.8	-1.0	4.5	-1.5	14.5	-3.3	-2.2	-0.6	-28.0	-3.4	16.7	-8.4	12.3	-0.2	9.8	<i>Other industry</i>
72.8	-5.1	19.6	7.0	7.6	8.8	-18.7	21.7	-18.4	-29.9	-1.1	0.8	57.4	-5.7	3.2	-1.0	7.8	Sawmilling and planning of wood

Kod Kumpulan Group code	Keterangan Kumpulan/Tempoh	2021				2022				2021						
		Q1	Q2	Q3	Q4	Q1	Q2	Q3	Q4	Jan.	Feb.	Mac	Apr.	Mei	Jun	Jul.
162	Pembuatan produk daripada kayu, gabus, jerami dan bahan jalinan lain	5.9	-40.7	14.6	57.9	6.8	-36.0	11.5	28.9	2.3	-4.4	9.3	-22.6	-35.4	-14.0	-4.6
16211	Pembuatan kepingan venier dan papan lapis	8.3	-42.8	17.2	62.5	4.3	-39.6	11.6	39.7	0.5	-3.9	12.7	-27.2	-37.7	-6.1	-13.4
16212	Pembuatan papan partikel dan papan gentian	3.4	-35.0	21.9	44.2	5.5	-33.5	13.7	22.6	3.2	-7.5	9.1	-16.2	-33.0	-12.5	6.4
16221	Pertukangan kayu untuk jurubina	6.0	-48.0	7.0	76.5	7.3	-34.0	9.1	28.6	2.9	0.9	2.7	-23.8	-37.2	-40.0	18.8
	Industri lain	2.6	-38.2	-8.5	63.7	22.7	-29.0	7.7	4.4	7.1	-4.5	2.5	-16.8	-30.6	-23.2	-14.8
170	Pembuatan kertas dan produk kertas	7.6	3.3	1.4	4.2	0.9	3.4	2.9	-1.1	2.9	0.9	15.4	-2.1	-6.4	0.2	-1.7
17010	Pembuatan pulpa, kertas dan kertas tebal	5.4	5.5	3.5	5.9	7.2	-3.3	2.1	1.0	-0.1	-0.1	14.3	-1.9	-0.8	-2.4	-0.5
17020	Pembuatan kertas gelugur dan kertas tebal dan bekas daripada kertas dan kertas tebal	7.7	-0.6	1.7	6.3	-9.7	7.7	4.4	-1.3	2.8	-0.4	18.3	-0.2	-9.8	-13.3	10.3
17091	Pembuatan sampul surat dan kad surat	-1.1	-3.9	0.2	2.0	-3.7	8.6	18.5	5.3	-5.5	-3.3	12.9	-10.5	3.7	-6.3	-1.8
17092	Pembuatan kertas kegunaan rumah dan pembersih peribadi	12.1	5.8	0.4	5.3	12.0	-0.5	-1.7	-1.4	-1.2	4.5	13.3	-0.7	-8.8	9.0	-8.7
17093	Pembuatan kertas bergam atau pelekat yang berjalur atau bergulung dan label dan kertas dinding	19.8	15.4	1.8	-9.0	8.1	13.7	6.3	-7.0	8.8	6.3	22.9	-12.9	-3.1	49.3	-22.1
	Industri lain	5.8	-2.4	-3.3	6.4	3.1	-2.1	2.5	3.4	18.1	-4.3	-0.6	1.3	-0.2	-5.1	-1.2
181 & 182	Percetakan, aktiviti perkhidmatan berkaitan percetakan dan penerbitan semula media rakaman	-0.3	-18.5	0.9	26.2	3.8	-7.7	-1.8	14.2	2.4	-3.9	-2.5	-0.2	-12.0	-26.4	16.6
18110	Percetakan	-5.4	-16.2	9.2	22.0	3.8	-9.4	-2.6	9.1	-2.5	-4.3	-0.5	0.4	-13.4	-20.8	19.1
18120	Aktiviti perkhidmatan berkaitan percetakan &	21.3	-26.0	-29.7	50.2	4.0	-0.1	1.7	34.7	22.1	-2.7	-8.9	-2.3	-7.1	-44.7	5.1
18200	Penerbitan semula media rakaman															
192 (19201 & 19202)	Pembuatan produk petroleum bertapis	6.2	32.0	8.7	3.4	-8.2	32.0	25.4	-9.6	3.7	-10.4	5.3	30.9	2.6	-1.6	11.9
201	Pembuatan kimia asas, baja dan sebatian nitrogen, plastik dan getah sintetik dalam bentuk primer	15.5	-15.0	12.0	2.2	5.7	-10.8	2.4	-3.3	3.0	-1.2	4.2	-22.8	2.4	17.4	1.8
20111	Pembuatan gas perindustrian atau perubatan bukan organik dalam bentuk cecair atau mampat	74.4	-2.4	-26.4	-38.1	-2.7	60.8	7.6	2.4	3.8	-3.4	-33.5	23.2	2.2	16.9	-1.2
20112	Pembuatan kimia organik asas &	14.6	-19.9	20.9	-3.1	9.5	-15.5	8.5	-5.8	0.3	-0.9	3.8	-30.5	9.5	17.6	6.2
20113	Pembuatan sebatian bukan organik															
20121	Pembuatan baja &	22.5	-1.3	-13.0	46.2	9.8	-12.3	-5.3	-3.4	1.8	8.0	5.6	-0.5	-8.8	-2.6	-11.1
20129	Pembuatan produk campuran nitrogen															
20131	Pembuatan plastik dalam bentuk primer	10.3	-13.0	7.5	9.5	-5.6	-8.9	-10.2	3.1	6.2	-3.5	10.0	-21.7	-3.1	24.1	-3.7
	Industri lain	21.8	-0.1	23.8	-10.8	42.2	2.3	19.6	-9.8	15.8	2.1	4.2	0.5	-7.2	2.9	12.9
202 & 203	Pembuatan produk kimia lain dan serat buatan manusia	6.3	-4.5	6.6	17.0	9.1	-2.7	10.9	6.1	3.5	-2.4	12.6	-7.46	-6.0	1.0	-6.7
20210	Pembuatan racun perosak dan produk agrokimia lain	13.7	-6.5	4.6	23.7	33.1	-12.2	1.2	30.2	3.2	-3.8	9.0	-3.9	-14.8	10.7	-1.1
20221	Pembuatan cat, varnis dan penyadur dan mastik	15.3	5.5	0.9	42.4	5.0	-6.3	0.6	5.2	4.6	-1.5	30.1	-0.4	-7.6	-16.0	-24.0
20222	Pembuatan dakwat cetak	7.6	3.1	-6.2	6.3	17.1	-1.0	-4.9	1.4	5.0	-2.4	5.7	6.4	-11.9	7.1	-2.4
20231	Pembuatan sabun dan bahan pencuci, penyediaan &	2.8	-12.7	18.5	4.6	8.4	0.4	22.3	-2.8	3.5	-4.4	10.4	-17.8	-4.7	13.3	-3.8
20232	Pembuatan pewangi dan penyediaan dandanan diri															
20291	Pembuatan plat fotografi, filem, sensitized paper dan other sensitized unexposed materials &	0.1	-2.0	-3.3	13.0	4.0	1.5	11.1	15.4	2.0	0.0	1.8	-1.4	-1.8	-1.8	-0.3
20292	Pembuatan dakwat menulis dan melukis &															
20299	Pembuatan produk kimia lain t.t.t.l. Industri lain	12.1	3.9	14.1	-20.5	7.5	8.8	28.2	-7.0	8.7	3.5	8.8	-5.8	2.2	5.2	22.7
210	Pembuatan produk farmaseutikal, kimia perubatan dan botani	8.1	6.8	6.4	-0.1	0.4	3.7	7.7	-4.5	5.6	6.1	8.0	-4.5	-3.8	21.3	-9.2
21001	Pembuatan bahan aktif ubat-ubatan untuk digunakan oleh bidang farmakologi dalam pembuatan ubat-ubatan	10.2	10.3	3.9	-2.4	3.3	3.5	6.3	-6.6	8.3	4.6	7.6	-1.7	-2.1	20.9	-10.0
	Industri lain	-1.1	-10.3	21.3	11.5	-12.4	4.9	15.3	5.6	-6.3	13.5	9.8	-17.5	-12.9	24.0	-3.8
221	Pembuatan produk getah	20.1	18.1	-26.3	-17.0	-0.3	13.7	-15.9	-6.7	10.1	-7.6	47.5	0.2	-7.9	0.1	-6.4
22111	Pembuatan tayar getah untuk kenderaan	-8.4	-13.7	118.9	-25.0	-15.6	-4.2	-21.9	-21.0	-13.2	6.8	7.3	-2.6	-18.6	-17.5	365.6
22112	Pembuatan bunga tayar yang boleh ditukar ganti dan tayar celup	5.7	-10.7	-8.0	26.6	-12.4	3.9	6.6	-3.1	7.5	-8.7	10.7	0.9	-6.5	-33.3	3.3
22191	Pembuatan produk lain daripada getah asli atau sintetik, &	-1.8	-6.8	-21.2	7.1	-8.8	21.4	-3.9	-8.5	-6.6	-1.8	13.7	-11.8	-7.5	8.8	-20.9
22193	Pengilangan semula getah dan prosesan susu getah															
22192	Pembuatan sarung tangan getah	27.7	25.5	-34.3	-21.8	4.3	15.9	-19.5	-5.7	15.3	-9.9	60.9	1.6	-7.3	-0.2	-17.5
22199	Pembuatan produk getah lain yang t.t.t.l.	8.9	-0.2	-9.8	6.4	-6.6	4.9	0.5	-3.0	7.4	-2.2	8.6	-0.1	-9.8	6.1	-10.9
222	Pembuatan produk plastik	6.7	9.5	-1.3	1.0	-2.3	9.4	-1.0	-3.8	3.4	-2.6	11.9	5.9	-5.2	1.3	-2.5
22201	Pembuatan produk plastik separa siap &	10.6	12.4	-4.6	-5.7	-7.1	15.3	-5.3	-9.1	7.8	-3.3	10.8	7.2	-3.4	4.4	-3.6
22202	Pembuatan produk plastik siap															
22203	Pembuatan artikel plastik untuk pembungkusan barangan	8.1	5.9	8.2	3.5	1.9	21.0	4.1	-2.2	9.1	-5.8	9.1	5.3	-5.1	0.7	8.7
22204	Pembuatan barangan plastik jurubina	17.2	26.6	14.1	-2.1	-2.7	16.8	1.6	-7.7	9.6	-9.6	40.3	4.9	-4.6	11.7	-1.8
22205	Pembuatan pinggan mangkuk, peralatan dapur dan barangan tandas daripada plastik	10.4	19.4	6.9	17.5	12.6	12.7	5.4	-4.9	15.2	-13.5	27.3	9.2	-7.8	10.9	-20.7
22209	Pembuatan pelbagai produk plastik t.t.t.l.	0.9	6.4	-9.4	1.3	-6.7	-11.6	-7.0	1.3	-7.4	3.9	10.3	4.5	-6.4	-4.2	-6.7
231 (23101 & 23102 & 23109)	Pembuatan kaca dan produk kaca	6.8	-23.8	-33.9	43.0	19.0	-10.2	-5.1	5.5	-0.2	-6.3	1.5	-11.6	-6.3	-27.2	-18.5

2022

2022													Group Description/Period				
Ogo.	Sep.	Okt.	Nov.	Dis.	Jan.	Feb.	Mac	Apr.	Mei	Jun	Jul.	Ogo.	Sep.	Okt.	Nov.	Dis.	
72.3	18.6	12.9	11.5	3.2	2.7	-8.3	12.9	-23.3	-29.8	-3.3	0.4	35.2	14.1	6.5	3.3	-1.0	Manufacture of products of wood, cork, straw and plaiting materials
85.1	21.7	11.3	14.0	2.3	-2.7	-3.9	12.2	-26.2	-33.6	-2.9	-2.4	38.2	23.8	7.8	7.4	-4.5	Manufacture of veneer sheets and plywood
51.1	25.7	3.8	8.8	4.6	2.0	-12.5	20.8	-22.8	-27.7	-7.7	4.8	33.8	15.6	2.7	-1.2	2.4	Manufacture of particle board and fibreboard
93.8	-4.1	46.4	3.4	4.1	11.8	-11.0	-0.9	-20.6	-19.0	-0.8	3.9	23.7	-4.9	23.5	-2.4	6.9	Manufacture of builders' carpentry
69.5	5.6	22.2	16.8	2.0	22.0	-12.2	9.3	-13.8	-29.8	4.5	-3.8	40.1	-6.1	-4.0	4.2	-1.3	Other industry
7.1	1.7	2.3	0.01	-4.6	3.6	-5.1	12.4	2.8	-9.1	2.7	0.8	5.4	0.1	-0.7	-3.8	1.0	Manufacture of paper and paper products
9.6	-0.8	11.5	-9.9	-2.4	14.6	-6.8	10.1	3.0	-14.9	0.5	3.9	6.3	-1.4	8.6	-11.5	-1.1	Manufacture of pulp, paper and paperboard
7.5	1.5	5.8	0.6	-9.6	-4.2	-4.8	12.4	8.1	-9.5	0.4	4.3	4.9	0.4	-1.6	-1.4	-1.7	Manufacture of corrugated paper and paperboard and of containers of paper and paperboard
4.2	7.3	-2.0	-3.5	1.2	-6.2	0.1	9.1	-11.0	20.2	4.4	3.3	5.9	3.9	4.8	-5.9	0.3	Manufacture of envelopes and letter-card
6.8	7.5	-8.0	10.2	0.1	8.9	-7.3	14.4	-1.5	-8.3	1.2	-5.3	6.5	5.1	-8.3	-0.9	8.0	Manufacture of household and personal hygiene paper
7.5	-6.1	-7.1	0.4	-1.6	-2.8	6.8	21.9	-2.7	-6.4	16.4	-3.8	7.1	-6.6	-0.6	-4.8	-3.1	Manufacture of gummed or adhesive paper in strips or rolls and labels and wall paper
-1.0	6.2	1.9	0.7	0.2	11.0	-11.0	-0.3	0.3	0.8	4.1	0.3	-1.1	-0.1	-0.4	2.2	8.2	Other industry
16.7	3.8	1.2	23.1	1.2	-0.1	-4.7	-0.6	0.1	-9.2	0.8	1.0	-1.7	3.4	-1.8	23.6	-3.3	Printing, service activities related to printing and reproduction of recorded media
18.9	3.2	-0.5	19.4	2.1	-1.1	-3.8	1.4	-3.2	-9.4	0.8	-0.2	-1.4	3.9	-3.2	19.2	-6.1	Printing
5.0	7.8	11.0	42.3	-2.9	4.7	-8.9	-9.5	16.8	-8.4	0.8	5.8	-2.7	1.2	4.0	40.5	5.9	Service activities related to printing
																	Reproduction of recorded media
-2.3	-3.3	0.8	12.4	-6.5	4.9	-22.8	13.2	19.0	5.3	23.9	6.7	2.7	-2.7	-2.1	-4.8	-11.3	Manufacture of refined petroleum products
3.1	-10.6	1.7	4.9	11.5	-3.4	-1.9	5.3	-15.3	1.9	3.5	0.02	3.7	-8.9	-4.2	6.5	5.1	Manufacture of basic chemicals, fertilizer and nitrogen compounds, plastics and synthetic rubber in primary forms
-33.2	-49.1	2.8	8.1	36.2	-7.0	-18.7	-12.7	66.5	17.5	6.9	-2.5	8.4	-14.3	1.1	8.8	10.0	Manufacture of liquefied or compressed inorganic industrial or medical gases
7.6	-15.0	-3.4	6.6	14.0	-1.8	-0.9	3.1	-21.8	7.5	3.5	3.9	5.0	-10.3	-6.2	4.1	10.5	Manufacture of basic organic chemicals
3.5	1.3	39.1	-1.1	11.4	4.7	-6.0	6.7	-11.1	-2.6	-5.2	-1.1	2.7	-4.7	-3.5	0.2	7.1	Manufacture of inorganic compounds
-2.1	-1.7	7.3	2.7	6.5	-12.8	-1.0	10.7	-12.8	-5.3	5.3	-8.0	-2.4	-7.0	0.8	13.4	-1.8	Manufacture of fertilizers
19.5	-6.7	-21.7	12.5	11.6	29.9	-3.8	2.3	2.6	-3.1	5.0	8.8	15.7	-7.6	-9.4	3.1	-5.7	Manufacture of associated nitrogen products
15.6	14.2	-0.1	1.1	6.1	4.4	-2.5	5.6	-2.9	-7.8	8.5	0.2	11.6	0.2	-4.1	6.7	6.1	Manufacture of other chemical products and man-made fibres
4.8	3.5	9.7	4.1	16.8	19.2	-4.9	9.4	-7.1	-17.2	7.5	-8.0	15.7	3.8	0.6	20.5	17.3	Manufacture of pesticides and other agrochemical products
56.0	32.0	5.7	-2.2	7.1	4.5	-5.2	0.8	-4.2	-3.0	3.4	-4.3	7.1	-2.4	-4.0	9.2	7.6	Manufacture of paints, varnishes and similar coatings ink and
-1.2	-10.1	6.3	10.5	2.5	15.1	-4.8	0.6	3.8	-7.6	5.4	-5.5	4.9	-10.2	-1.1	11.1	2.9	Manufacture of printing ink
14.1	15.4	-11.1	1.2	6.7	0.1	-0.3	10.6	-3.4	-12.7	20.3	3.9	14.0	-0.3	-7.7	0.8	1.9	Manufacture of soap and detergents, cleaning and polishing preparations
-1.3	-1.0	11.6	4.2	-1.2	2.8	-0.6	2.9	2.6	-2.9	-2.4	3.9	12.2	4.6	0.7	8.1	5.4	Manufacture of perfumes and toilet preparations
-20.3	10.5	-18.2	-8.0	12.4	0.2	2.8	1.1	-11.9	28.8	5.4	6.6	11.5	0.2	-11.4	-3.1	10.1	Manufacture of photographic plates, films, sensitized paper and other sensitized unexposed materials
4.4	5.0	-2.5	-1.4	-3.5	5.3	-6.7	8.5	0.6	-9.8	21.6	-3.0	0.6	2.4	-3.9	-2.1	-3.1	Manufacture of pharmaceuticals, medicinal chemical and botanical products
1.4	5.7	-4.0	-1.5	-4.5	9.2	-7.4	9.5	1.2	-10.9	20.4	-2.8	0.1	1.9	-3.6	-5.0	-3.3	Manufacture of medicinal active substances to be used for their pharmacological properties in the manufacture of medicaments
21.3	1.5	4.6	-1.2	0.6	-11.5	-3.2	3.5	-2.8	-3.5	27.9	-3.7	2.7	5.0	-5.0	11.2	-2.2	Other industry
-28.5	-0.5	-1.4	-4.5	-4.2	-2.0	-7.8	38.1	0.5	-8.0	-0.1	-5.9	-12.1	0.3	1.9	-5.0	-3.3	Manufacture of rubber products
-61.8	-6.5	56.1	-32.9	-0.3	-0.8	-4.4	6.8	3.0	-18.5	10.0	-3.7	-22.9	-11.7	-3.0	-3.6	0.4	Manufacture of rubber tyres for vehicles
29.2	5.2	16.6	7.2	-21.3	4.7	-10.0	10.5	-2.6	-3.8	19.0	-1.5	-4.1	2.0	-5.0	2.9	0.6	Manufacture of interchangeable tyre treads and retreading rubber tyres
-7.1	4.9	8.7	-3.2	0.01	-7.8	-5.2	11.0	22.0	-15.6	17.4	-2.3	-2.7	-13.5	5.0	-4.6	0.61	Manufacture of other products of natural or synthetic rubber, unvulcanized, vulcanized or hardened
-27.1	-0.9	-9.8	-0.3	-5.1	-1.0	-8.9	50.0	-2.5	-5.3	-4.7	-7.4	-14.5	4.0	2.1	-5.2	-4.9	Rubber remilling and latex processing
0.4	1.7	8.9	-3.6	-3.4	-4.2	-5.9	15.8	3.6	-14.0	11.1	-1.5	0.5	-0.1	0.5	-5.7	0.6	Manufacture of rubber gloves
4.7	-2.6	0.3	0.9	1.0	-3.9	-4.4	11.6	10.5	-10.4	1.5	1.1	1.9	-1.7	-3.6	0.6	-0.4	Manufacture of other rubber products n.e.c.
-4.0	-0.2	-3.2	-1.6	-0.2	-6.9	-4.6	11.0	9.7	-3.4	6.1	-4.6	-4.3	-1.7	-5.0	-3.2	1.2	Manufacture of semi-manufactures of plastic products
6.0	-8.9	5.7	3.9	-1.2	1.6	-3.6	7.1	18.5	-2.2	0.7	1.2	6.3	-3.0	-1.8	0.2	-1.4	Manufacture of finished plastic products
8.7	10.8	-11.2	0.6	0.1	-3.1	-13.1	30.8	3.6	-1.8	1.8	-2.9	7.5	-2.7	-11.2	3.4	3.4	Manufacture of plastic articles for the packing of goods
39.5	6.6	4.3	-10.3	16.3	6.3	-13.0	28.5	8.3	-9.9	-2.4	12.6	-5.6	7.4	-4.6	-2.8	-3.5	Manufacture of builders' plastics ware
5.0	-2.8	-1.0	3.9	-0.1	-10.4	-0.4	9.2	4.2	-29.2	-1.4	4.0	6.2	-3.8	-3.2	7.8	0.4	Manufacture of plastic tableware, kitchenware and toilet articles
-7.9	29.8	6.0	24.5	2.0	3.0	9.0	1.6	-9.6	-1.1	-11.2	14.7	-8.5	-13.9	4.2	20.1	6.1	Manufacture of diverse plastic products n.e.c.
																	Manufacture of glass and glass products

Kod Kumpulan Group code	Keterangan Kumpulan/Tempoh	2021				2022				2021														
		Q1	Q2	Q3	Q4	Q1	Q2	Q3	Q4	Jan.	Feb.	Mac	Apr.	Mei	Jun	Jul.								
239	Pembuatan pengeluaran galian bukan logam t.t.t.l.	5.9	-20.0	-7.0	34.5	10.2	-10.4	-0.5	7.7	3.2	-6.0	5.0	-10.4	-8.1	-20.7	2.1								
23911	Pembuatan mortar refraktori dan konkrit &	20.3	-30.6	-39.8	101.5	11.1	-23.6	-1.6	11.2	8.5	-7.2	5.7	-22.2	-2.2	-31.8	-44.5								
23921	Pembuatan seramik bukan refraktori	16.9	-3.2	-3.0	17.8	-3.0	5.3	-3.8	-3.5	6.8	0.3	-2.1	4.2	-0.5	-16.6	-5.8								
23930	Pembuatan produk porselin dan seramik lain	1.2	-18.9	-21.6	53.8	8.4	-5.7	-0.1	12.5	-1.1	-2.4	4.0	-5.5	-9.9	-30.0	0.6								
23941	Pembuatan simen hidrolik	5.1	-17.9	5.9	37.1	4.4	-7.3	1.0	6.4	-1.5	-6.3	6.3	-11.8	-4.9	-16.9	0.6								
23951	Pembuatan konkrit dan mortar siap bancuh dan bancuhan kering	23952	Pembuatan konkrit pratuangan, simen atau artikel batu buatan yang digunakan dalam pembinaan;	23953	Pembuatan komponen struktur pasang siap untuk bangunan atau kejuruteraan awam dari simen, batu atau konkrit buatan	23959	Pembuatan artikel konkrit, simen dan plaster lain t.t.t.l.	23990	Pembuatan produk mineral bukan logam lain t.t.t.l. Industri lain	19.4	-16.6	3.9	7.8	23.2	-6.6	0.8	3.5	18.5	-8.3	9.6	-14.0	-2.8	-12.9	11.7
		22.1	-25.9	-5.3	44.2	19.7	-15.2	-1.0	4.2	9.9	-0.6	9.8	-9.8	-26.5	-19.8	-5.2								
241 (24101 & 24102 & 24103 & 24104 & 24109)	Pembuatan besi dan keluli asas	-4.0	-20.7	15.6	30.1	-4.0	-18.6	7.6	19.4	4.6	-13.0	2.6	0.2	-18.3	-22.6	-4.2								
242 (24201 & 24202 & 24209)	Pembuatan logam asas berharga dan logam bukan ferus lain	0.2	-23.8	2.4	34.6	0.7	-17.1	0.7	24.0	-1.8	2.3	0.0	-6.8	-20.0	-20.8	-9.4								
243	Pengacuan logam	-0.9	3.0	-9.9	34.7	-3.3	6.2	-6.0	14.1	5.4	-7.5	7.7	21.8	-6.9	-41.2	-0.1								
251 & 252	Pembuatan produk struktur logam, tangki, takungan, penjana wap, senjata dan peluru	5.1	-13.0	-5.7	29.8	9.4	-8.3	-3.8	10.3	2.8	-11.9	3.5	0.5	-6.0	-24.1	-2.2								
25113	Pembuatan pintu, tingkap dan bingkai, penutup tingkap & dan pintu pagar daripada logam	6.4	-17.4	-0.8	24.6	16.6	-13.1	-5.5	11.0	3.4	-13.4	3.6	0.2	-7.2	-34.3	16.7								
25119	Pembuatan produk struktur logam lain	3.9	0.1	-16.3	45.0	-7.4	6.6	-1.2	9.3	2.1	-4.9	0.7	2.6	-3.1	2.3	-34.0								
25120	Pembuatan tangki, takungan dan kontena daripada logam Industri lain	-13.2	-15.0	-15.5	25.1	4.1	-10.2	14.2	3.8	-4.4	-28.4	29.1	-10.3	-4.0	-22.0	-5.9								
259	Pembuatan lain-lain produk yang direka daripada logam; aktiviti perkhidmatan kerja logam	7.2	-11.6	-16.6	37.0	0.7	0.4	-7.8	9.2	3.3	-5.2	1.3	6.8	-11.3	-30.1	-4.0								
25910	Tempaan, tekanan, hentakan dan bentuk geleskan logam; serbuk metalurgi	18.3	-4.4	-11.0	28.7	6.1	2.0	3.2	3.6	-1.1	-10.3	10.6	0.5	-0.2	-22.5	-0.1								
25920	Rawatan dan penyalutan logam; menggunakan mesin	40.1	-15.9	-11.9	44.5	-2.5	2.0	1.4	16.8	23.4	5.1	6.4	-4.0	-19.0	-16.7	-11.9								
25991	Pembuatan tin untuk produk makanan dan minuman, tiub dan kotak boleh dilipat	-3.9	-10.9	-3.1	17.1	-2.1	-9.9	1.0	-1.4	-1.0	-8.7	-0.9	-1.1	-10.5	1.8	-14.7								
25992	Pembuatan kabel, plaited bands (jalur/pita berpintal) dan artikel seumpamanya daripada logam	8.3	-22.5	-23.6	56.3	2.7	-4.2	-20.8	11.3	6.3	-4.3	-2.5	-4.8	0.4	-48.2	-1.5								
25993	Pembuatan bolt, skru, nat dan produk uliran seumpamanya	54.9	11.3	-17.6	0.1	11.0	0.6	7.9	-0.8	14.9	1.8	71.0	1.2	-5.4	-54.7	58.2								
25994	Pembuatan barangan rumah daripada logam	-2.7	5.6	-22.4	33.6	-3.8	17.4	-5.2	14.3	-4.1	-3.3	-2.3	49.8	-30.8	-30.4	1.7								
25999	Pembuatan produk lain yang direka daripada logam t.t.t.l. Industri lain	11.6	11.4	-6.8	15.6	8.5	-5.0	2.4	17.6	18.1	-23.9	42.4	11.3	-9.2	-20.5	10.4								
261	Pembuatan komponen dan papan elektronik	4.2	-7.9	20.8	5.9	4.5	2.3	16.4	0.5	-0.4	0.6	2.8	-11.8	-2.9	12.9	2.9								
26101	Pembuatan diod, transistor dan alatan semikonduktor & yang seumpamanya	0.8	-7.1	16.4	11.8	11.0	-0.8	11.8	0.2	-1.0	-5.4	4.2	-10.0	-3.9	15.8	3.4								
26102	Pembuatan litar elektronik bersepadu dengan pemasangan mikro	10.8	-10.0	28.2	-2.8	-5.0	7.6	24.5	0.3	1.5	10.2	0.4	-14.4	-2.1	9.4	3.1								
26103	Pembuatan kapasitor dan perintang elektrik &	26104	Pembuatan papan litar bercetak &	26105	Pembuatan komponen paparan	26109	Pembuatan komponen lain untuk aplikasi elektronik	-9.9	3.8	10.8	14.3	-2.5	7.2	11.8	7.5	-12.0	-1.0	10.5	-8.6	6.9	6.0	-10.2		
262 (26201 & 26202)	Pembuatan komputer dan kelengkapan peranti	-2.0	12.4	-29.7	32.7	6.4	11.5	-26.4	10.0	-7.7	8.6	6.2	20.1	-23.9	13.7	-16.7								
263/ 26300	Pembuatan peralatan komunikasi	-3.5	-19.8	-4.9	19.6	-4.0	-4.0	1.2	8.1	-4.5	-10.6	5.8	-26.4	-5.1	39.3	-29.9								
264/ 26400	Pembuatan peralatan elektronik pengguna	-4.1	-9.9	2.5	28.9	-3.9	-8.3	11.3	-6.4	-2.4	-0.4	0.3	-7.6	-4.7	2.1	-32.9								
265	Pembuatan kelengkapan mengukur, menguji, memandu arah dan kawalan; jam tangan dan jam	-6.7	-13.1	24.8	23.6	0.7	-11.5	25.0	4.3	-3.4	-28.3	13.1	-11.1	-3.9	12.8	-2.4								
26511	Pembuatan kelengkapan mengukur, menguji, memandu arah dan kawalan	-7.8	-14.2	27.3	20.9	4.2	-14.5	27.4	4.8	-3.5	-31.1	14.4	-11.7	-3.5	12.5	-1.9								
26512	Pembuatan kelengkapan kawalan proses perindustrian	1.8	-5.2	8.5	43.7	-21.2	13.1	10.1	0.4	-2.4	-5.0	4.9	-7.1	-6.1	14.7	-5.1								
26520	Pembuatan jam tangan dan jam dan bahagiannya	266/ 26600	Pembuatan peralatan penyinaran, perubatan elektro dan elektroterapeutik	18.4	9.9	2.3	-32.2	-33.5	31.3	6.9	3.4	20.3	-16.0	9.4	-1.5	-4.2	45.3	-10.1						

2022															Group Description/Period		
Ogo.	Sep.	Okt.	Nov.	Dis.	Jan.	Feb.	Mac	Apr.	Mei	Jun	Jul.	Ogo.	Sep.	Okt.		Nov.	Dis.
12.8	5.0	13.5	13.3	4.2	4.7	-5.1	6.1	-6.6	-10.5	3.1	0.2	2.5	-1.7	-0.6	11.0	3.9	Manufacture of non-metallic mineral products n.e.c.
																	<i>Manufacture of refractory mortars and concretes</i>
49.4	21.1	40.9	15.6	7.7	3.9	-6.5	5.3	-22.6	-13.4	22.2	-10.8	-1.7	8.4	-4.3	12.7	6.2	<i>Manufacture of non-refractory ceramic</i>
19.5	9.8	3.4	2.3	-0.2	-2.9	0.1	-2.4	5.5	0.9	2.3	-0.7	-5.2	-4.1	-0.6	1.3	2.6	<i>Manufacture of other porcelain and ceramic products</i>
5.6	1.6	32.7	17.3	2.8	-2.9	3.3	6.0	-3.7	-10.7	1.5	0.1	5.0	-1.8	3.6	11.2	1.9	<i>Manufacture of hydraulic cement</i>
20.7	19.6	6.0	13.7	-0.3	2.8	-6.6	6.9	-8.4	-1.6	0.6	-0.7	4.3	-2.9	-3.5	12.6	6.9	<i>Manufacture of ready-mix and dry-mix concrete and mortars</i>
																	<i>Manufacture of precast concrete, cement or artificial stone articles for use in construction</i>
11.1	-1.4	7.2	14.9	8.7	6.6	-10.5	5.4	-4.0	-16.2	0.7	3.0	3.2	-2.3	-1.3	10.4	5.4	<i>Manufacture of prefabricated structural components for building or civil engineering of cement, concrete or artificial stone</i>
4.5	0.8	6.1	0.2	-1.6	21.7	-1.2	9.2	-10.4	-8.4	14.4	-0.3	-5.4	-3.4	1.4	10.2	-1.1	<i>Manufacture of other articles of concrete, cement and plaster</i>
38.0	12.9	11.8	10.4	4.8	13.0	-4.5	7.9	-15.0	-3.0	-5.2	-2.0	5.9	5.3	-8.4	12.1	-0.4	<i>Manufacture of other non-metallic mineral products n.e.c.</i>
																	<i>Other industry</i>
58.8	31.4	-1.6	-1.7	-0.5	3.4	-11.9	5.5	-6.8	-13.5	-9.9	-6.6	32.5	19.4	-1.3	0.7	-2.5	Manufacture of basic iron and steel
52.1	19.6	4.2	2.5	3.0	-3.0	0.9	1.1	-1.7	-21.0	-10.0	-0.1	14.7	21.7	4.4	-1.6	4.5	Manufacture of basic precious and other non-ferrous metals
45.5	12.0	6.2	4.8	8.0	-10.4	-3.9	11.5	6.3	-5.8	-6.0	-14.4	21.8	5.7	-0.4	5.1	1.7	Casting of metals
21.7	12.5	7.8	3.1	8.8	11.5	-12.7	1.0	-4.7	-3.2	7.5	-6.4	-0.4	-2.2	5.0	3.6	12.6	Manufacture of structural metal products, tanks, reservoirs, steam generators, weapons and ammunition
																	<i>Manufacture of metal doors, windows and their frames, shutters and gates</i>
15.1	20.1	1.4	1.5	10.7	19.7	-14.8	2.1	-10.0	-1.0	4.1	-6.7	-1.7	0.0	4.0	3.0	15.4	<i>Manufacture of other structural metal products</i>
43.4	-5.8	28.1	5.9	5.1	-7.8	-5.8	-2.5	11.7	-8.7	16.0	-6.6	1.0	-5.1	7.0	5.2	5.6	<i>Manufacture of tanks, reservoirs and containers of metal</i>
6.1	11.7	1.8	16.3	3.3	5.2	-13.1	3.9	-10.6	-1.1	10.8	3.6	18.5	-22.3	8.1	2.3	18.5	<i>Other industry</i>
13.6	21.5	11.5	4.0	5.0	-0.4	-6.3	2.8	9.2	-11.0	-1.3	-4.4	1.5	1.0	5.3	0.6	6.3	Manufacture of other fabricated metal products; metal working service activities
																	<i>Forging, pressing, stamping and roll-forming of metal; powder metallurgy</i>
0.8	17.4	8.2	8.4	3.7	0.5	-2.9	7.1	0.2	-4.9	4.7	-0.6	2.8	1.5	3.0	-1.5	-0.8	<i>Treatment and coating of metals; machining</i>
24.9	14.8	20.1	3.7	1.4	-3.9	-6.2	11.1	3.2	-12.8	9.5	1.3	-9.9	18.0	3.2	-0.8	17.0	<i>Manufacture of tins and cans for food products, collapsible tubes and boxes</i>
15.0	17.3	-3.6	5.0	4.7	0.2	-9.5	-1.3	-0.7	-12.4	10.6	-4.4	5.8	-1.4	-3.8	-0.4	5.6	<i>Manufacture of metal cable, plaited bands and similar articles</i>
20.8	28.7	20.9	3.1	6.6	1.7	-8.1	3.9	3.7	-5.3	-12.1	-9.3	-2.7	-3.3	12.4	-0.8	8.3	<i>Manufacture of bolts, screws, nuts and similar threaded products</i>
-4.9	-1.5	-1.4	5.0	2.9	7.2	-8.2	18.0	-9.3	1.9	3.6	9.3	-5.0	-2.6	2.0	-2.1	6.4	<i>Manufacture of metal household articles</i>
8.8	24.7	9.4	2.1	5.8	-6.6	-0.1	-4.1	40.6	-21.5	0.8	-3.7	9.2	2.1	5.0	4.2	4.6	<i>Manufacture of any other fabricated metal products n.e.c.</i>
5.6	-3.3	13.3	3.7	0.1	19.3	-20.6	13.4	3.6	-12.1	-1.5	7.2	3.0	-2.8	10.6	10.9	0.2	<i>Other industry</i>
7.5	12.5	-5.1	-2.9	9.0	-12.3	11.4	16.3	-15.9	3.2	13.3	-5.6	12.1	11.8	-6.7	-2.9	-4.5	Manufacture of electronic components and boards
																	<i>Manufacture of diodes, transistors and similar semiconductor devices</i>
1.2	8.4	5.3	-2.6	6.5	-6.0	11.7	17.4	-16.6	-2.3	15.8	-8.2	12.5	8.4	-3.8	-7.6	0.9	<i>Manufacture of electronic integrated circuits micro assemblies</i>
																	<i>Manufacture of electrical capacitors and resistors</i>
16.9	17.2	-17.8	-3.6	13.3	-22.5	13.3	14.2	-15.5	12.8	10.0	-1.0	11.7	16.2	-11.5	5.1	-11.4	<i>Manufacture of printed circuit boards</i>
																	<i>Manufacture of display components</i>
12.2	21.4	-5.2	1.6	5.2	-4.5	-10.7	18.2	-7.9	8.9	6.5	-9.2	9.7	22.9	1.5	-9.3	-12.0	<i>Manufacture of other components for electronic applications</i>
-7.1	-32.0	91.6	-13.8	9.8	2.5	8.4	-8.2	38.7	-30.5	13.8	-16.9	6.6	-32.8	47.0	-8.3	8.0	Manufacture of computers and peripheral equipment
5.0	24.6	1.9	0.9	-0.4	-11.4	-1.3	28.2	-26.0	3.2	26.3	-32.1	24.8	25.2	-15.3	0.7	9.7	Manufacture of communication equipment
71.8	9.3	7.0	1.7	-8.4	1.2	-8.4	19.1	-7.3	-15.6	4.6	3.2	10.9	10.5	-13.9	5.2	-13.7	Manufacture of consumer electronics
21.6	12.8	-1.5	-0.6	29.5	3.8	-31.6	15.6	-17.9	2.8	30.9	-1.1	6.2	4.4	-1.2	-0.1	1.9	Manufacture of measuring, testing, navigating and control equipment; watches and clocks
																	<i>Manufacture of measuring, testing, navigating and control equipment</i>
25.3	11.2	-4.7	-2.4	37.6	5.3	-33.3	16.7	-21.4	3.8	33.1	-1.5	7.0	5.8	-2.5	-0.2	4.3	<i>Manufacture of industrial process control equipment</i>
-2.7	26.2	22.5	9.5	-12.0	-8.6	-16.5	7.8	10.3	-2.8	17.6	1.3	0.7	-5.2	9.0	0.5	-15.1	<i>Manufacture of watches and clocks and parts</i>
-20.6	18.8	6.6	-58.5	3.8	-9.5	1.8	11.1	29.1	-24.6	42.7	-10.6	15.9	-15.0	5.2	17.0	-17.4	Manufacture of irradiation, electromedical and electrotherapeutic equipment

Kod Kumpulan Group code	Keterangan Kumpulan/Tempoh	2021				2022				2021						
		Q1	Q2	Q3	Q4	Q1	Q2	Q3	Q4	Jan.	Feb.	Mac	Apr.	Mei	Jun	Jul.
267 (26701 & 26702) & 268 (26800)	Pembuatan peralatan optikal, kelengkapan fotografi, media magnetik dan optikal	-10.0	3.5	-3.2	50.7	-11.5	5.4	19.2	-1.6	-2.8	-5.3	-4.5	8.2	-12.7	30.8	-31.9
271	Pembuatan motor elektrik, penjana, transformer dan perkakasan pengagihan dan pengawalan elektrik	-4.2	10.6	4.0	16.5	2.9	9.1	9.9	-3.9	1.2	-10.8	16.1	8.9	-10.7	9.6	-11.9
	27101 Pembuatan motor elektrik, penjana dan transformer	-11.4	8.2	7.6	9.7	-1.7	9.5	1.0	-7.7	-6.3	-10.9	15.1	8.5	-14.8	15.5	-1.0
	27102 Pembuatan perkakasan pengagihan dan pengawalan	0.6	12.1	1.9	20.6	5.4	8.9	14.4	-2.2	6.2	-10.8	16.8	9.1	-8.3	6.5	-18.2
272/ 27200	Pembuatan bateri dan akumulator	-21.9	25.2	20.8	-9.1	-8.5	12.2	43.0	7.6	5.4	-26.4	8.7	22.4	-6.7	40.1	-6.6
273	Pembuatan pendawaian dan peranti pendawaian	-2.9	7.7	3.6	11.9	-10.0	1.6	-0.9	-7.3	0.7	-6.0	2.1	8.7	-2.9	5.3	-4.1
	27310 Pembuatan kabel gantian optikal	3.4	-0.1	36.1	15.1	-14.4	10.9	-6.3	3.2	10.6	-13.2	8.0	8.5	-14.3	4.7	37.7
	27320 Pembuatan wayar dan kabel elektronik dan elektrik lain	-4.1	6.7	3.1	12.6	-10.4	1.4	0.4	-7.2	-0.1	-5.7	0.8	8.6	-2.5	4.1	-5.2
	27330 Pembuatan alatan pendawaian pembawa dan bukan pembawa arus untuk litar elektrik (tanpa mengira jenis bahan)	15.3	24.4	-0.8	1.0	-2.0	0.8	-15.7	-14.6	9.4	-7.0	19.5	9.8	-4.6	20.1	-3.5
274/ 27400	Pembuatan kelengkapan pencahayaan elektrik	-12.2	6.9	4.0	17.9	-2.0	6.5	12.6	-1.8	-4.5	-13.1	18.4	7.0	-12.6	7.9	-23.8
275/ 27500	Pembuatan perkakasan domestik	-7.5	1.1	4.9	15.5	-12.1	5.4	10.0	-3.3	-2.6	-3.3	-2.8	8.0	-7.6	5.1	-1.3
279/ 27900	Pembuatan kelengkapan elektrik lain	-9.7	15.0	4.4	8.6	-10.6	-4.3	11.6	5.5	1.8	-13.4	6.4	12.6	-3.3	16.1	-15.9
281 & 282	Pembuatan jentera kegunaan umum dan kegunaan khas	-1.6	19.7	-5.6	7.1	-9.6	14.5	-2.7	5.6	-3.7	0.5	3.9	19.9	-9.3	11.2	-21.5
	28120 Pembuatan alat-alat kuasa bendalir															
	& 28130 Pembuatan pam, pemampat, kepala paip dan injap lain	-1.7	22.2	-9.3	21.6	-36.7	41.2	13.5	0.2	-35.8	64.4	12.5	8.2	-11.0	-4.1	-41.7
	28180 Pembuatan alatan tangan yang menggunakan kuasa dilengkapkan dengan motor elektrik atau bukan motor elektrik atau pneumatik	12.1	24.1	-10.5	4.0	-16.3	26.5	-6.1	5.8	18.5	-3.3	-3.8	31.0	-5.3	5.9	-8.4
	28220 Pembuatan jentera pembentukan logam dan alatan mesin															
	28192 Pembuatan mesin penyaman udara, termasuk untuk kenderaan bermotor	1.8	13.8	-6.4	10.8	-6.0	6.0	-20.8	-3.2	15.0	-9.9	3.6	19.6	-13.6	18.6	-43.3
	28290 Pembuatan lain-lain mesin bertujuan khas f.t.f.l. Industri lain	-24.6	35.4	-7.6	2.0	0.7	21.8	16.5	13.0	-37.2	3.9	8.9	25.5	-17.8	46.1	-22.9
		-1.8	13.5	2.7	5.4	-5.1	4.6	3.5	8.8	-7.9	4.4	7.0	11.0	-3.5	-3.9	-2.8
291 (29101 & 29102)	Pembuatan kenderaan bermotor	-25.2	-17.3	5.4	64.2	-26.1	-5.4	6.2	42.0	-30.1	-4.7	6.4	-0.1	-14.7	-33.3	32.5
292/ 29200	Pembuatan kerangka (coachwork) untuk kenderaan bermotor; pembuatan treler dan semi treler	9.8	13.8	-27.1	58.1	-1.2	4.6	-26.2	37.8	2.4	-14.1	38.1	24.0	-21.8	-26.4	-15.1
293/ 29300	Pembuatan alat ganti dan aksesori untuk kenderaan bermotor	-0.7	-10.2	-11.6	29.1	0.2	4.1	8.5	-2.9	-8.3	-0.1	17.0	-7.4	-8.4	-22.1	4.6
301 (30110 & 30120)	Pembinaan kapal dan bot	-3.0	-5.3	7.9	27.8	-17.9	-9.4	1.0	31.3	1.2	-3.2	8.9	8.0	-31.2	20.2	-10.1
302, 303, 304 & 309	Pembuatan lokomotif keretapi, rolling stock, kapal angkasa dan udara, jentera berkaitan, kenderaan tempur ketenteraan, dan kelengkapan pengangkutan f.t.f.l.	0.8	-14.8	-17.3	39.8	2.0	1.2	-4.0	18.0	3.4	-14.2	23.6	-3.9	-22.8	-13.6	-10.2
	30910 Pembuatan motosikal	12.1	-10.4	-29.5	33.0	5.5	22.6	-1.5	13.1	3.0	-9.6	14.3	2.2	-12.8	-28.8	-6.7
	30920 Pembuatan basikal dan invalid carriages Industri lain	-11.1	-20.3	-6.3	40.8	-2.7	9.2	-2.0	12.7	0.2	-31.1	47.6	-7.0	-12.1	-54.2	9.6
		2.9	-14.2	-16.3	42.1	3.1	-11.2	-6.6	24.1	5.4	-7.1	18.0	-5.1	-33.0	23.2	-16.4
310	Pembuatan perabot	-4.3	-31.3	-11.0	65.9	5.1	-23.5	-3.1	21.5	0.04	-9.3	7.8	-24.3	-2.4	-28.1	-27.4
	31001 Pembuatan perabot kayu dan rotan Industri lain	-5.9	-40.5	-21.5	65.1	14.3	-30.7	3.6	16.6	-3.7	-7.0	9.4	-35.5	-2.8	-28.0	-28.1
		-1.3	-14.6	2.3	66.7	-3.7	-15.2	-9.2	26.7	7.1	-13.3	4.7	-2.9	-1.8	-28.2	-26.6
321 (32110 & 32120)	Pembuatan barang kemas, bijouterie dan artikel berkaitan	5.0	4.3	-57.3	99.6	3.5	35.0	-16.1	-0.3	15.6	-15.7	4.5	35.3	-9.6	-47.0	-58.3
322, 325 & 329	Pembuatan instrumen muzik, peralatan dan bekalan perubatan dan pergigian dan pembuatan lain f.t.f.l.	2.4	-1.0	2.7	9.6	1.4	-0.5	5.8	-6.1	-0.5	-2.4	6.5	2.1	-4.6	-9.8	3.5
	32901 Pembuatan alat tulis Industri lain	18.1	1.5	-15.3	5.6	5.7	6.8	15.0	-17.1	12.1	-0.8	18.3	-4.1	-0.7	-13.3	-10.6
		-2.5	-1.9	9.7	10.8	0.2	-2.7	2.7	-2.1	-4.3	-2.9	2.3	4.7	-6.1	-8.5	8.8
323/ 32300	Pembuatan barangan sukan	-17.1	5.0	-37.4	34.8	11.4	-6.3	-7.5	19.6	-7.7	1.0	16.7	6.2	-2.9	-27.4	-27.3
324/ 32400	Pembuatan permainan dan mainan	-12.3	6.7	-12.2	41.2	-3.3	-2.7	-27.3	11.3	-22.6	-2.6	47.4	10.7	-4.5	-65.1	89.1
331 & 332	Pembaikan pemasangan produk logam, jentera, kelengkapan dan pemasangan jentera perindustrian dan kelengkapan	-2.7	-21.0	4.1	35.3	-4.6	-18.0	4.1	30.4	2.0	-7.1	22.6	-9.5	-31.7	-2.3	3.6
	33150 Pembaikan dan penyelenggaraan kelengkapan pengangkutan kecuali motosikal dan basikal Industri lain	-6.1	-22.2	10.7	34.1	-2.0	-14.3	8.7	24.8	5.3	-20.4	50.7	-12.7	-38.5	-0.9	4.9
		-0.9	-20.4	0.9	36.0	-6.0	-20.0	1.4	34.0	0.4	-0.2	11.1	-7.7	-28.1	-3.0	3.0
	Jumlah Pembuatan	0.5	2.6	1.1	11.8	-2.7	6.8	5.4	1.5	-1.4	-3.6	7.2	2.9	-6.1	1.3	-3.6

2022

2022													Group Description/Period					
Ogo.	Sep.	Okt.	Nov.	Dis.	Jan.	Feb.	Mac	Apr.	Mei	Jun	Jul.	Ogo.	Sep.	Okt.	Nov.	Dis.		
21.4	26.8	30.2	-12.4	7.9	-14.8	-3.7	18.3	-9.6	-9.9	41.5	-0.5	1.5	-4.6	-6.7	12.6	-0.3	Manufacture of optical instruments, photographic equipment, magnetic and optical media	
21.1	3.2	4.8	-0.7	9.3	-5.7	-3.4	16.8	3.2	-11.4	14.4	1.6	5.8	-2.2	-2.2	-1.0	-4.3	Manufacture of electric motors, generators, transformers and electricity distribution and control apparatus	
7.9	-2.4	4.8	-2.9	17.7	-8.1	-12.6	19.1	10.0	-16.8	14.6	0.8	-1.5	-4.3	-4.5	8.1	-14.8	Manufacture of electric motors, generators and transformers	
30.4	6.4	4.8	0.5	4.9	-4.3	1.8	15.7	-0.2	-8.4	14.3	2.0	9.4	-1.3	-1.2	-4.8	0.6	Manufacture of electricity distribution and control apparatus	
16.9	-11.3	2.1	-5.7	-14.1	10.5	-12.9	8.3	-5.0	10.6	28.3	4.2	8.9	21.3	4.7	-21.8	11.3	Manufacture of batteries and accumulators	
5.8	4.6	7.6	-0.8	-1.2	-4.9	-7.3	1.7	10.9	-12.3	4.2	-0.6	4.8	-5.0	-4.7	-1.6	0.5	Manufacture of wiring and wiring devices	
-2.9	9.2	10.3	-13.5	29.1	-25.4	-0.1	6.6	16.8	-14.9	3.5	2.5	6.1	-26.9	6.5	18.0	15.6	Manufacture of fibre optic cables	
7.3	5.4	7.1	-0.9	-0.4	-5.4	-7.4	0.3	11.9	-12.6	4.2	0.03	5.5	-3.9	-4.8	-2.3	-0.5	Manufacture of other electronic and electric wires and cables	
-7.5	-7.5	13.2	6.8	-22.2	15.5	-10.0	18.0	-3.2	-7.4	5.6	-10.2	-6.5	-9.0	-8.3	-1.4	7.5	Manufacture of current -carrying and non current-carrying wiring devices for electrical circuits regardless of material	
45.2	12.1	25.5	-30.7	-4.5	5.2	7.4	15.6	-10.5	4.6	8.2	-5.0	15.3	2.1	-12.3	7.4	1.8	Manufacture of electric lighting equipment	
8.9	-1.0	9.1	2.9	5.1	-7.7	-18.5	13.4	9.1	-9.1	5.3	1.9	13.1	-2.7	-4.7	-2.3	2.8	Manufacture of domestic appliances	
14.9	10.1	-3.8	-1.2	7.1	-13.7	-3.1	5.0	-9.6	-2.5	16.2	-8.9	13.4	7.9	-2.7	-1.5	0.3	Manufacture of other electrical equipment	
23.8	0.02	0.6	-0.1	-1.0	-4.6	-7.5	1.1	20.0	-9.4	11.5	-10.9	8.3	-1.7	0.2	2.8	5.6	Manufacture of general-purpose and special-purpose machinery	
100.4	-0.3	7.3	-8.5	0.8	-30.2	-9.6	-1.8	58.1	-17.4	19.0	-8.3	27.3	-0.8	2.6	-8.8	-9.8	Manufacture of fluid power equipment	
-6.4	0.3	9.8	-5.5	1.0	-10.8	-5.1	-5.1	36.9	-6.4	5.3	-4.3	-4.6	0.1	-0.2	10.0	2.6	Manufacture of other pumps, compressors, taps and valves	
89.0	-6.5	-0.7	2.2	-10.1	4.1	-5.9	0.9	17.7	-16.8	9.1	-21.0	5.1	-7.2	0.2	-4.8	9.8	Manufacture of power-driven hand tools with self-contained electric or non-electric motor or pneumatic drives	
-1.2	4.3	-1.5	-1.0	5.4	1.4	-10.0	9.9	12.8	-10.9	41.7	-14.9	18.4	4.2	-0.7	-1.4	18.4	Manufacture of metal-forming machinery and machine tools	
11.7	5.6	-6.7	5.9	3.6	-3.8	-9.2	2.2	6.4	-0.6	1.6	-4.2	12.4	-3.2	0.7	9.3	0.3	Manufacture of air-conditioning machines, including for motor vehicles	
0.5	37.5	29.2	9.2	-6.4	-21.3	-7.4	0.9	1.8	-8.3	1.1	1.6	1.2	18.1	7.0	30.7	-4.2	Manufacture of other special-purpose machinery n.e.c.	
7.4	34.7	30.8	0.5	-6.9	0.2	-13.6	42.9	6.2	-17.6	-21.3	-15.2	8.1	14.2	20.4	7.7	-7.5	Other industry	
7.6	-3.4	27.4	5.4	-6.6	-1.6	-2.4	19.8	-5.5	-3.9	4.5	6.4	3.7	-6.0	-8.1	16.9	-6.4	Manufacture of motor vehicles	
22.5	16.1	19.1	-7.8	-10.2	-7.1	-8.2	10.8	5.5	-32.9	20.6	-1.5	-1.3	17.0	29.5	-8.1	-8.6	Manufacture of bodies (coachwork) for motor vehicles; manufacture of trailers and semi-trailers	
16.9	2.6	15.4	21.2	-1.9	-1.3	-11.2	20.3	3.8	-15.5	1.0	-1.9	2.4	4.4	12.2	4.1	-3.7	Manufacture of parts and accessories for motor vehicles	
2.1	-0.9	8.5	30.7	4.5	-3.2	-9.1	12.4	23.2	-7.2	-0.2	2.8	-1.9	-0.9	4.6	13.7	0.9	Building of ships and boats	
86.5	6.2	11.3	2.1	5.3	-4.6	-17.9	36.0	-0.9	-4.1	-1.9	-5.0	6.8	4.0	10.4	-0.1	-7.7	Manufacture of railway locomotives, rolling stock, air and spacecraft, related machinery, military fighting vehicles and transport equipment n.e.c	
0.3	2.0	20.8	28.9	-7.7	1.2	-8.6	16.4	-1.3	-25.4	3.6	-2.6	2.3	7.7	17.3	2.0	-3.9	Manufacture of motorcycles	
57.5	33.7	15.4	10.2	-0.8	7.9	-11.2	8.1	-15.3	-9.0	-15.5	1.9	3.6	23.5	0.6	7.1	-1.0	Manufacture of bicycles and invalid carriages	
46.3	16.6	18.2	20.3	0.6	12.2	-12.1	13.2	-28.7	-9.2	-1.0	-0.6	4.1	16.5	-0.9	9.8	-3.7	Other industry	
71.3	51.8	13.2	1.6	-2.2	3.4	-10.1	2.6	1.0	-8.8	-27.9	4.9	3.0	31.2	2.0	4.5	1.8	Manufacture of furniture	
27.2	121.9	10.9	13.9	-2.7	11.6	-15.6	3.6	35.2	8.3	-5.6	-24.5	7.6	20.5	-17.2	10.4	-7.0	Manufacture of wooden and cane furniture	
9.0	6.4	1.5	-0.8	4.3	0.02	-2.9	2.4	3.0	-5.9	-0.2	5.3	4.9	-1.6	-9.1	3.2	1.9	Other industry	
17.6	-18.0	11.3	2.0	4.9	0.8	-2.2	7.6	0.4	0.9	4.3	15.4	4.4	-18.1	-5.7	-0.5	-0.8	Manufacture of jewellery, bijouterie and related articles	
6.3	14.8	-0.9	-1.6	4.1	-0.2	-3.1	0.9	3.9	-8.0	-1.7	1.7	5.1	5.0	-10.2	4.4	2.7	Manufacture of musical instruments, medical and dental instruments and supplies and other manufacturing n.e.c.	
3.7	18.7	1.0	26.7	0.5	-0.3	1.1	8.4	4.1	-20.2	-5.7	8.4	-12.4	16.0	8.0	7.4	0.5	Manufacture of stationery	
-18.3	67.5	11.1	-0.7	-2.9	1.2	-2.5	-1.7	20.3	-6.4	-42.5	-2.9	16.6	9.2	-0.3	7.1	-11.7	Other industry	
10.3	30.3	6.1	11.7	-8.1	-1.7	-13.3	27.1	-6.6	-32.0	0.6	1.9	10.1	29.7	3.2	9.9	-6.7	Manufacture of sports goods	
9.2	61.1	-7.5	9.9	-2.4	-8.4	-18.6	66.0	-10.6	-37.6	-0.6	7.5	8.1	46.1	-6.8	9.6	-8.2	Manufacture of games and toys	
10.9	16.0	14.8	12.6	-11.0	2.1	-10.6	9.5	-3.9	-28.4	1.3	-1.1	11.3	20.2	10.1	10.2	-5.9	Repair of fabricated metal products, machinery and equipment and installation of industrial machinery and equipment	
5.5	6.9	3.9	1.2	1.1	-3.4	-5.2	9.8	2.3	-4.0	8.1	-3.3	6.1	2.7	-1.8	0.2	-1.8	Repair and maintenance of transport equipment except motorcycles and bicycles	
																	Other industry	
																		Total Manufacturing

Jadual **1.5a** : Bilangan Pekerja Bergaji Sektor Pembuatan Mengikut Kumpulan
Table : Number of Paid Employees of Manufacturing Sector by Group

Kod Kumpulan Group code	Keterangan Kumpulan/Tempoh	2020	2021	2022	2021							
					Q1		Q2		Q3		Q4	
					Q1	Q2	Q3	Q4	Q1	Q2		
101	Pemrosesan dan pengawetan daging	12,814	12,960	13,600	13,037	13,006	13,491	12,960	13,034	13,064		
102	Pemrosesan dan pengawetan ikan, krustasea dan moluska	15,575	15,912	16,751	16,315	15,839	15,917	15,912	15,936	16,347		
10201 &	Pengetinan ikan, krustasea dan moluska											
10202	Pemrosesan dan pengawetan ikan, krustasea dan moluska	13,406	13,320	14,170	13,913	13,579	13,478	13,320	13,433	13,704		
	Industri lain	2,169	2,592	2,581	2,402	2,260	2,439	2,592	2,503	2,643		
103	Pemrosesan dan pengawetan buah-buahan dan sayur - sayuran	11,201	10,179	9,962	11,339	11,265	10,290	10,179	10,310	10,217		
10303 &	Pengetinan nanas											
10304	Pembuatan jem, marmalad dan sajian jeli	1,115	551	620	1,129	1,109	546	551	485	531		
	Industri lain	10,085	9,628	9,342	10,210	10,156	9,744	9,628	9,825	9,686		
104	Pembuatan minyak dan lemak daripada sayuran dan haiwan	77,283	79,500	84,266	77,416	77,731	79,380	79,500	79,916	80,103		
10404 &	Pembuatan minyak sayuran mentah dan bertapis	3,633	3,832	4,052	3,686	3,657	3,657	3,832	3,752	3,824		
10406	Pembuatan sebatian lemak masakan	2,356	2,424	2,542	2,388	2,363	2,362	2,424	2,471	2,524		
10405	Pembuatan minyak kelapa	71,293	73,243	77,672	71,342	71,711	73,361	73,243	73,693	73,755		
	Industri lain											
105	Pembuatan produk tenusu	12,943	13,179	13,321	13,757	13,848	13,864	13,179	13,036	13,292		
10502	Pembuatan susu pekat, tepung dan sejat	9,487	9,781	9,674	10,152	10,194	10,245	9,781	9,553	9,646		
	Industri lain	3,456	3,398	3,648	3,604	3,654	3,619	3,398	3,482	3,646		
106	Pembuatan produk bijian, kanji dan produk berkanji	10,286	10,808	11,197	10,535	10,530	10,852	10,808	10,871	10,793		
10611	Pengilangan beras	4,638	4,849	5,307	4,881	4,832	5,157	4,849	4,994	4,962		
10613	Pengilangan tepung	4,630	4,889	4,921	4,640	4,710	4,729	4,889	4,872	4,843		
	Industri lain	1,017	1,070	969	1,014	988	966	1,070	1,005	987		
107	Pembuatan produk makanan lain	115,937	123,320	130,228	121,149	121,787	122,231	123,320	126,992	126,638		
10711	Pembuatan biskut dan cookies	12,112	14,344	14,486	11,993	11,983	11,983	14,344	14,439	14,517		
10712	Pembuatan roti, kek dan produk bakeri lain	28,158	30,260	31,304	28,682	30,085	30,498	30,260	29,286	29,408		
10713	Pembuatan produk snek	8,757	8,428	8,846	8,860	8,815	8,428	8,428	8,412	8,542		
10721	Pembuatan gula	1,823	1,765	1,744	1,818	1,799	1,822	1,765	1,769	1,736		
10731	Pembuatan produk koko	2,714	2,576	2,563	2,679	2,634	2,603	2,576	2,579	2,585		
10732 &	Pembuatan coklat dan produk coklat											
10733	Pembuatan konfeksi gula	8,727	8,033	7,861	8,676	8,561	8,433	8,033	7,937	8,090		
10793	Pembuatan sos dan bahan perasa	8,441	9,997	11,546	9,512	9,316	9,413	9,997	10,800	10,948		
10799	Pembuatan produk makanan lain t.f.t.l.	12,699	13,664	15,127	14,596	14,380	14,432	13,664	16,718	15,541		
	Industri lain	32,506	34,254	36,752	34,333	34,213	34,619	34,254	35,052	35,270		
108/10800	Pembuatan makanan haiwan tersedia	17,920	14,893	15,573	17,733	17,700	15,829	14,893	14,820	15,469		
110	Pembuatan minuman ringan	15,681	15,951	16,373	16,115	15,637	16,029	15,951	16,304	16,247		
11041	Pembuatan minuman ringan	10,302	10,302	10,622	10,327	10,195	10,108	10,302	10,565	10,562		
11042	Pengeluaran air mineral semulajadi dan minuman lain yang dibotolkan	4,144	3,995	3,923	4,227	3,960	4,063	3,995	4,001	3,979		
	Industri lain	1,234	1,653	1,828	1,560	1,482	1,859	1,653	1,739	1,706		
120/12000	Pembuatan produk tembakau	1,160	1,199	1,232	1,412	1,151	1,196	1,199	1,413	1,170		
131	Pemintalan, penenunan dan penyiapan tekstil	13,348	13,289	13,055	13,445	13,081	13,173	13,289	13,206	12,839		
13110 &	Penyediaan dan pemintalan gentian tekstil											
13120	Penenunan tekstil	9,775	9,209	8,882	9,712	9,494	9,252	9,209	8,983	8,665		
13132	Pewarnaan, pelunturan, percetakan dan penyiapan akhir benang dan fabrik	2,880	3,647	3,762	3,054	3,055	3,373	3,647	3,750	3,731		
	Industri lain	693	433	412	679	532	548	433	474	443		
139	Pembuatan tekstil lain	13,350	14,450	14,816	13,939	13,946	14,120	14,450	14,378	14,821		
13910	Pembuatan fabrik dikait dan dikrusye	5,321	5,901	5,792	5,448	5,592	5,721	5,901	5,903	5,961		
	Industri lain	8,030	8,548	9,024	8,492	8,354	8,400	8,548	8,475	8,859		
141	Pembuatan pakaian, kecuali pakaian berbulu	40,706	41,493	42,584	40,980	39,166	38,661	41,493	42,134	41,677		
14102	Pembuatan pakaian	29,245	30,181	31,056	29,357	28,689	28,387	30,181	30,268	30,296		
	Industri lain	11,461	11,312	11,528	11,623	10,477	10,273	11,312	11,866	11,381		
142 & 143	Pembuatan artikel daripada kulit bulu dan pakaian yang dikait dan dikrusye	1,213	981	1,007	1,161	1,152	963	981	1,020	1,030		
151 (15110 & 15120)	Penyamakan dan pembersihan kulit, pembuatan begasi, beg tangan, pelana dan abah-abah pembersihan dan pewarnaan bulu	5,675	6,113	5,843	5,720	5,553	5,918	6,113	6,050	5,698		
152	Pembuatan kasut	6,159	6,175	6,717	6,295	6,073	6,067	6,175	6,349	6,574		
15201 &	Pembuatan kasut kulit											
15203	Pembuatan kasut getah	3,469	3,399	3,748	3,486	3,312	3,238	3,399	3,501	3,619		
	Industri lain	2,690	2,776	2,969	2,809	2,760	2,829	2,776	2,848	2,955		
161/16100	Pengilangan dan pengetaman kayu	24,555	25,587	25,101	24,769	22,858	25,401	25,587	25,671	25,235		

		2021		2022		2021			Group Description/Period
Q3	Q4	(Jan. - Dis.)	(Jan. - Dis.)	Jan.	Feb.	Mar.	Apr.	Mei	
13,471	13,600	12,960	13,600	13,270	13,165	13,037	13,035	13,041	Processing and preserving of meat
16,545	16,751	15,912	16,751	16,365	16,388	16,315	16,127	15,947	Processing and preserving of fish, crustaceans and molluscs
									Canning of fish, crustaceans and molluscs
13,881	14,170	13,320	14,170	13,871	13,942	13,913	13,758	13,609	Processing, curing and preserving of fish, crustacean and molluscs
2,664	2,581	2,592	2,581	2,494	2,447	2,402	2,370	2,338	Other industry
10,073	9,962	10,179	9,962	11,652	11,497	11,339	11,403	11,272	Processing and preserving of fruits and vegetable
									Pineapple canning
530	620	551	620	1,151	1,140	1,129	1,114	1,112	Manufacture of jams, marmalades and table jellies
9,543	9,342	9,628	9,342	10,501	10,357	10,210	10,289	10,160	Other industry
82,207	84,266	79,500	84,266	77,593	77,611	77,416	77,445	77,719	Manufacture of vegetable and animal oils and fats
									Manufacture of crude and refined vegetable oil
3,839	4,052	3,832	4,052	3,591	3,594	3,686	3,656	3,685	Manufacture of compound cooking fats
2,539	2,542	2,424	2,542	2,366	2,385	2,388	2,372	2,363	Manufacture of coconut oil
75,829	77,672	73,243	77,672	71,636	71,631	71,342	71,417	71,671	Other industry
13,178	13,321	13,179	13,321	13,531	13,646	13,757	13,896	13,855	Manufacture of dairy products
9,529	9,674	9,781	9,674	10,077	10,117	10,152	10,222	10,191	Manufacture of condensed, powdered and evaporated milk
3,649	3,648	3,398	3,648	3,454	3,529	3,604	3,674	3,664	Other industry
11,051	11,197	10,808	11,197	10,592	10,528	10,535	10,501	10,548	Manufacture of grain mill products, starches and starch products
5,239	5,307	4,849	5,307	4,935	4,890	4,881	4,836	4,854	Rice milling
4,828	4,921	4,889	4,921	4,613	4,608	4,640	4,652	4,703	Flour milling
983	969	1,070	969	1,044	1,030	1,014	1,013	991	Other industry
127,916	130,228	123,320	130,228	120,777	121,010	121,149	121,472	120,666	Manufacture of other food products
14,607	14,486	14,344	14,486	12,108	12,052	11,993	12,107	11,940	Manufacture of biscuits and cookies
29,997	31,304	30,260	31,304	28,656	28,679	28,682	29,196	29,021	Manufacture of bread, cakes and other bakery products
8,530	8,846	8,428	8,846	9,045	8,952	8,860	8,804	8,769	Manufacture of snack products
1,752	1,744	1,765	1,744	1,814	1,816	1,818	1,806	1,801	Manufacture of sugar
2,650	2,563	2,576	2,563	2,712	2,695	2,679	2,655	2,622	Manufacture of cocoa products
									Manufacture of chocolate and chocolate products
8,259	7,861	8,033	7,861	8,793	8,742	8,676	8,661	8,625	Manufacture of sugar confectionery
10,787	11,546	9,997	11,546	9,656	9,581	9,512	9,470	9,401	Manufacture of sauces and condiments
15,861	15,127	13,664	15,127	14,006	14,504	14,596	14,383	14,317	Manufacture of other food products n.e.c.
35,475	36,752	34,254	36,752	33,987	33,989	34,333	34,391	34,171	Other industry
15,437	15,573	14,893	15,573	17,699	17,728	17,733	17,794	17,766	Manufacture of prepared animal feeds
16,144	16,373	15,951	16,373	15,982	16,067	16,115	15,961	15,845	Manufacture of beverages
10,512	10,622	10,302	10,622	10,257	10,293	10,327	10,252	10,185	Manufacture of soft drinks
3,892	3,923	3,995	3,923	4,204	4,216	4,227	4,165	4,124	Production of natural mineral waters and other bottled waters
1,740	1,828	1,653	1,828	1,521	1,558	1,560	1,544	1,536	Other industry
1,198	1,232	1,199	1,232	1,243	1,429	1,412	1,153	1,157	Manufacture of tobacco products
13,084	13,055	13,289	13,055	13,250	13,410	13,445	13,427	13,458	Spinning, weaving and finishing of textiles
									Preparation and spinning of textile fibres
8,737	8,882	9,209	8,882	9,672	9,757	9,712	9,686	9,671	Weaving of textiles
3,889	3,762	3,647	3,762	2,852	2,951	3,054	3,070	3,070	Dyeing, bleaching, printing and finishing of yarns and fabrics
458	412	433	412	727	702	679	671	717	Other industry
14,813	14,816	14,450	14,816	13,997	13,856	13,939	13,967	14,243	Manufacture of other textiles
5,958	5,792	5,901	5,792	5,484	5,470	5,448	5,496	5,613	Manufacture of knitted and crocheted fabrics
8,855	9,024	8,548	9,024	8,513	8,385	8,492	8,471	8,630	Other industry
40,921	42,584	41,493	42,584	40,744	40,988	40,980	40,804	41,302	Manufacture of wearing apparel, except fur apparel
29,750	31,056	30,181	31,056	29,105	29,335	29,357	29,329	29,885	Manufacture of clothings
11,171	11,528	11,312	11,528	11,639	11,654	11,623	11,475	11,417	Other industry
1,010	1,007	981	1,007	1,162	1,183	1,161	1,157	1,152	Manufacture of articles of fur, knitted and crocheted apparel
5,831	5,843	6,113	5,843	5,684	5,762	5,720	5,718	5,754	Tanning and dressing of leather; manufacture of luggage, handbags, saddlery and harness; dressing and dyeing of fur
6,632	6,717	6,175	6,717	6,339	6,441	6,295	6,324	6,327	Manufacture of footwear
									Manufacture of leather footwear
3,660	3,748	3,399	3,748	3,553	3,595	3,486	3,529	3,543	Manufacture of rubber footwear
2,973	2,969	2,776	2,969	2,786	2,846	2,809	2,795	2,784	Other industry
25,553	25,101	25,587	25,101	24,817	24,852	24,769	24,984	24,965	Sawmilling and planing of wood

Jadual **1.5a** : Bilangan Pekerja Bergaji Sektor Pembuatan Mengikut Kumpulan
Table : Number of Paid Employees of Manufacturing Sector by Group

Kod Kumpulan Group code	Keterangan Kumpulan/Tempoh	2021							
		Jun	Jul.	Ogo.	Sep.	Okt.	Nov.	Dis.	Jan.
101	Pemprosesan dan pengawetan daging	13,006	12,996	12,918	13,491	13,120	13,068	12,960	13,438
102	Pemprosesan dan pengawetan ikan, krustasea dan moluska	15,839	15,858	15,745	15,917	15,785	15,681	15,912	16,312
10201 &	Pengetinan ikan, krustasea dan moluska								
10202	Pemprosesan dan pengawetan ikan, krustasea dan moluska	13,579	13,495	13,399	13,478	13,344	13,152	13,320	13,735
	Industri lain	2,260	2,363	2,346	2,439	2,441	2,529	2,592	2,577
103	Pemprosesan dan pengawetan buah-buahan dan sayur - sayuran	11,265	11,362	10,436	10,290	10,063	9,990	10,179	10,668
10303 &	Pengetinan nanas								
10304	Pembuatan jem, marmalad dan sajian jeli	1,109	1,103	550	546	545	537	551	527
	Industri lain	10,156	10,259	9,886	9,744	9,518	9,453	9,628	10,141
104	Pembuatan minyak dan lemak daripada sayuran dan haiwan	77,731	78,412	78,352	79,380	77,830	79,039	79,500	79,650
10404 &	Pembuatan minyak sayuran mentah dan bertapis	3,657	3,657	3,663	3,657	3,657	3,826	3,832	3,776
10406	Pembuatan sebatian lemak masakan								
10405	Pembuatan minyak kelapa	2,363	2,340	2,359	2,362	2,362	2,428	2,424	2,442
	Industri lain	71,711	72,415	72,329	73,361	71,811	72,785	73,243	73,433
105	Pembuatan produk tenusu	13,848	13,799	13,853	13,864	13,236	13,176	13,179	12,995
10502	Pembuatan susu pekat, tepung dan sejat	10,194	10,174	10,252	10,245	9,767	9,765	9,781	9,570
	Industri lain	3,654	3,625	3,601	3,619	3,468	3,411	3,398	3,425
106	Pembuatan produk bijian, kanji dan produk berkanji	10,530	10,517	10,620	10,852	10,806	10,725	10,808	10,872
10611	Pengilangan beras	4,832	4,821	4,991	5,157	5,116	4,882	4,849	4,954
10613	Pengilangan tepung	4,710	4,715	4,687	4,729	4,708	4,808	4,889	4,895
	Industri lain	988	981	942	966	982	1,035	1,070	1,023
107	Pembuatan produk makanan lain	121,787	122,035	121,830	122,231	121,961	123,360	123,320	126,212
10711	Pembuatan biskut dan cookies	11,983	11,870	11,854	11,983	12,308	14,468	14,344	14,445
10712	Pembuatan roti, kek dan produk bakeri lain	30,085	30,156	30,285	30,498	30,053	30,196	30,260	30,572
10713	Pembuatan produk snek	8,815	8,760	8,731	8,428	8,362	8,389	8,428	8,466
10721	Pembuatan gula	1,799	1,793	1,815	1,822	1,770	1,735	1,765	1,762
10731	Pembuatan produk koko	2,634	2,641	2,610	2,603	2,519	2,555	2,576	2,590
10732 &	Pembuatan coklat dan produk coklat								
10733	Pembuatan konfeksi gula	8,561	8,493	8,484	8,433	8,490	8,030	8,033	7,858
10793	Pembuatan sos dan bahan perasa	9,316	9,274	9,316	9,413	9,463	9,868	9,997	10,313
10799	Pembuatan produk makanan lain t.t.t.l.	14,380	14,471	14,164	14,432	14,300	13,720	13,664	15,099
	Industri lain	34,213	34,578	34,573	34,619	34,697	34,399	34,254	35,109
108/10800	Pembuatan makanan haiwan tersedia	17,700	18,037	15,819	15,829	15,484	15,071	14,893	14,973
110	Pembuatan minuman ringan	15,637	15,622	15,995	16,029	15,759	15,759	15,951	16,109
11041	Pembuatan minuman ringan	10,195	10,065	10,070	10,108	10,113	10,143	10,302	10,288
11042	Pengeluaran air mineral semulajadi dan minuman lain yang dibotolkan	3,960	4,091	4,064	4,063	3,901	3,986	3,995	4,029
	Industri lain	1,482	1,466	1,861	1,859	1,746	1,629	1,653	1,793
120/12000	Pembuatan produk tembakau	1,151	1,113	1,061	1,196	1,198	1,199	1,199	1,288
131	Pemintalan, penenunan dan penyiapan tekstil	13,081	12,925	13,160	13,173	13,295	13,064	13,289	13,133
13110 &	Penyediaan dan pemintalan gentian tekstil								
13120	Penenunan tekstil	9,494	9,371	9,276	9,252	9,215	9,216	9,209	9,003
13132	Pewarnaan, pelunturan, percetakan dan penyiapan akhir benang dan fabrik	3,055	3,122	3,244	3,373	3,548	3,415	3,647	3,639
	Industri lain	532	432	640	548	532	433	433	491
139	Pembuatan tekstil lain	13,946	13,938	13,942	14,120	14,090	14,464	14,450	14,477
13910	Pembuatan fabrik dikait dan dikrusye	5,592	5,595	5,576	5,721	5,751	5,863	5,901	5,941
	Industri lain	8,354	8,343	8,366	8,400	8,339	8,601	8,548	8,536
141	Pembuatan pakaian, kecuali pakaian berbulu	39,166	38,873	39,261	38,661	38,498	41,287	41,493	41,677
14102	Pembuatan pakaian	28,689	28,505	28,850	28,387	28,141	30,074	30,181	29,823
	Industri lain	10,477	10,368	10,410	10,273	10,357	11,214	11,312	11,854
142 & 143	Pembuatan artikel daripada kulit bulu dan pakaian yang dikait dan dikrusye	1,152	1,149	961	963	930	965	981	1,009
151 (15110 & 15120)	Penyamakan dan pembersihan kulit, pembuatan begasi, beg tangan, pelana dan abah-abah pembersihan dan pewarnaan bulu	5,553	5,443	5,692	5,918	6,090	6,122	6,113	6,089
152	Pembuatan kasut	6,073	5,985	5,940	6,067	6,145	6,186	6,175	6,411
15201 &	Pembuatan kasut kulit								
15203	Pembuatan kasut getah	3,312	3,293	3,261	3,238	3,335	3,396	3,399	3,581
	Industri lain	2,760	2,692	2,678	2,829	2,810	2,790	2,776	2,830
161/16100	Pengilangan dan pengetaman kayu	22,858	24,440	24,881	25,401	25,365	25,505	25,587	25,901

2022											Group Description/Period
Feb.	Mac	Apr.	Mei	Jun	Jul.	Ogo.	Sep.	Okt.	Nov.	Dis.	
13,355	13,034	13,028	13,099	13,064	12,898	12,956	13,471	13,468	13,593	13,600	Processing and preserving of meat
16,022	15,936	16,105	16,070	16,347	16,473	16,507	16,545	16,551	16,596	16,751	Processing and preserving of fish, crustaceans and molluscs
											Canning of fish, crustaceans and molluscs
13,495	13,433	13,614	13,549	13,704	13,806	13,847	13,881	13,933	13,980	14,170	Processing, curing and preserving of fish, crustacean and molluscs
2,527	2,503	2,491	2,521	2,643	2,666	2,660	2,664	2,619	2,616	2,581	Other industry
10,568	10,310	10,256	10,244	10,217	10,370	10,039	10,073	10,012	9,965	9,962	Processing and preserving of fruits and vegetable
											Pineapple canning
522	485	516	511	531	529	523	530	527	527	620	Manufacture of jams, marmalades and table jellies
10,046	9,825	9,740	9,733	9,686	9,841	9,516	9,543	9,485	9,438	9,342	Other industry
80,192	79,916	79,731	79,852	80,103	80,945	81,217	82,207	82,410	83,728	84,266	Manufacture of vegetable and animal oils and fats
											Manufacture of crude and refined vegetable oil
3,789	3,752	3,755	3,813	3,824	3,856	3,833	3,839	3,836	4,060	4,052	Manufacture of compound cooking fats
2,456	2,471	2,524	2,524	2,524	2,527	2,524	2,539	2,539	2,536	2,542	Manufacture of coconut oil
73,947	73,693	73,453	73,514	73,755	74,562	74,860	75,829	76,034	77,132	77,672	Other industry
12,961	13,036	13,111	13,158	13,292	13,262	13,151	13,178	13,231	13,285	13,321	Manufacture of dairy products
9,531	9,553	9,594	9,602	9,646	9,600	9,510	9,529	9,527	9,652	9,674	Manufacture of condensed, powdered and
3,430	3,482	3,516	3,556	3,646	3,663	3,642	3,649	3,704	3,633	3,648	Other industry
10,877	10,871	10,924	10,787	10,793	10,810	10,839	11,051	10,982	11,121	11,197	Manufacture of grain mill products, starches and starch products
4,993	4,994	5,035	4,982	4,962	4,975	5,066	5,239	5,216	5,246	5,307	Rice milling
4,865	4,872	4,875	4,817	4,843	4,873	4,821	4,828	4,804	4,919	4,921	Flour milling
1,019	1,005	1,014	989	987	962	952	983	962	956	969	Other industry
126,006	126,992	126,034	125,952	126,638	126,815	127,431	127,916	128,513	128,878	130,228	Manufacture of other food products
14,462	14,439	14,405	14,289	14,517	14,624	14,627	14,607	14,480	14,564	14,486	Manufacture of biscuits and cookies
29,442	29,286	29,693	29,575	29,408	29,619	29,831	29,997	30,567	30,830	31,304	Manufacture of bread, cakes and other bakery
8,424	8,412	8,443	8,418	8,542	8,570	8,521	8,530	8,625	8,639	8,846	Manufacture of snack products
1,769	1,769	1,743	1,756	1,736	1,734	1,757	1,752	1,745	1,709	1,744	Manufacture of sugar
2,601	2,579	2,586	2,593	2,585	2,606	2,639	2,650	2,554	2,539	2,563	Manufacture of cocoa products
											Manufacture of chocolate and chocolate products
7,868	7,937	7,893	7,864	8,090	8,122	8,244	8,259	8,278	7,871	7,861	Manufacture of sugar confectionery
10,646	10,800	10,613	10,909	10,948	10,823	10,859	10,787	10,829	11,378	11,546	Manufacture of sauces and condiments
15,643	16,718	15,620	15,634	15,541	15,553	15,552	15,861	15,873	15,147	15,127	Manufacture of other food products n.e.c.
35,152	35,052	35,038	34,913	35,270	35,163	35,402	35,475	35,561	36,201	36,752	Other industry
14,866	14,820	15,377	15,492	15,469	15,441	15,455	15,437	15,482	15,544	15,573	Manufacture of prepared animal feeds
16,283	16,304	16,479	16,387	16,247	16,202	16,129	16,144	16,114	16,054	16,373	Manufacture of beverages
10,524	10,565	10,682	10,673	10,562	10,579	10,503	10,512	10,507	10,445	10,622	Manufacture of soft drinks
3,940	4,001	3,989	3,967	3,979	3,942	3,890	3,892	3,893	3,911	3,923	Production of natural mineral waters and other bottled waters
1,819	1,739	1,808	1,747	1,706	1,681	1,736	1,740	1,714	1,697	1,828	Other industry
1,432	1,413	1,165	1,165	1,170	1,164	1,109	1,198	1,202	1,210	1,232	Manufacture of tobacco products
13,126	13,206	13,029	12,993	12,839	12,772	12,895	13,084	13,143	13,059	13,055	Spinning, weaving and finishing of textiles
											Preparation and spinning of textile fibres
9,033	8,983	8,843	8,767	8,665	8,618	8,708	8,737	8,813	8,945	8,882	Weaving of textiles
3,601	3,750	3,724	3,742	3,731	3,712	3,737	3,889	3,885	3,705	3,762	Dyeing, bleaching, printing and finishing of yarns and fabrics
492	474	462	483	443	442	451	458	444	409	412	Other industry
14,393	14,378	14,491	14,786	14,821	14,733	14,752	14,813	14,729	14,917	14,816	Manufacture of other textiles
5,935	5,903	5,897	5,978	5,961	5,936	5,929	5,958	5,820	5,846	5,792	Manufacture of knitted and crocheted fabrics
8,458	8,475	8,594	8,808	8,859	8,797	8,823	8,855	8,909	9,071	9,024	Other industry
42,095	42,134	41,828	42,132	41,677	41,189	40,901	40,921	40,502	42,307	42,584	Manufacture of wearing apparel, except fur apparel
30,185	30,268	30,062	30,423	30,296	29,902	29,658	29,750	29,408	30,705	31,056	Manufacture of clothings
11,909	11,866	11,766	11,709	11,381	11,288	11,243	11,171	11,094	11,602	11,528	Other industry
1,010	1,020	1,031	1,031	1,030	1,030	1,004	1,010	977	1,014	1,007	Manufacture of articles of fur, knitted and crocheted apparel
6,113	6,050	5,976	5,918	5,698	5,630	5,754	5,831	5,831	5,793	5,843	Tanning and dressing of leather; manufacture of luggage, handbags, saddlery and harness; dressing and dyeing of fur
6,586	6,349	6,396	6,509	6,574	6,507	6,553	6,632	6,668	6,722	6,717	Manufacture of footwear
											Manufacture of leather footwear
3,639	3,501	3,493	3,548	3,619	3,601	3,631	3,660	3,711	3,756	3,748	Manufacture of rubber footwear
2,947	2,848	2,903	2,961	2,955	2,906	2,922	2,973	2,956	2,966	2,969	Other industry
25,797	25,671	25,683	25,788	25,235	25,287	25,435	25,553	25,441	25,556	25,101	Sawmilling and planning of wood

Kod Kumpulan Group code	Keterangan Kumpulan/Tempoh	2020	2021	2022	2021				2022	
					Q1	Q2	Q3	Q4	Q1	Q2
162	Pembuatan produk daripada kayu, gabus, jerami dan bahan jalinan lain	66,572	67,877	68,943	65,389	65,967	67,726	67,877	65,777	67,098
16211	Pembuatan kepingan venier dan papan lapis	37,402	37,770	38,426	36,056	36,327	38,302	37,770	36,497	37,163
16212	Pembuatan papan partikel dan papan gentian	6,938	6,751	6,419	6,979	6,513	6,360	6,751	6,874	6,857
16221	Pertukangan kayu untuk jurubina	11,223	11,216	10,830	11,560	11,892	11,920	11,216	9,992	10,226
	Industri lain	11,010	12,141	13,268	10,794	11,235	11,144	12,141	12,414	12,852
170	Pembuatan kertas dan produk kertas	54,294	56,213	58,658	55,320	54,235	54,814	56,213	56,974	56,605
17010	Pembuatan pulpa, kertas dan kertas tebal	8,193	8,792	9,259	8,308	8,058	8,132	8,792	8,713	8,752
17020	Pembuatan kertas gelugur dan kertas tebal dan bekas daripada kertas dan kertas tebal	21,987	22,313	23,850	22,190	22,041	22,055	22,313	22,656	22,542
17091	Pembuatan sampul surat dan kad surat	1,804	1,697	1,692	1,858	1,811	1,787	1,697	1,713	1,739
17092	Pembuatan kertas kegunaan rumah dan pembersih peribadi	10,360	10,976	10,818	10,459	10,350	10,366	10,976	10,908	10,681
17093	Pembuatan kertas bergam atau pelekat yang berjalur atau bergulung dan label dan kertas dinding	6,705	7,192	7,480	7,194	6,800	7,256	7,192	7,510	7,467
	Industri lain	5,245	5,243	5,559	5,312	5,174	5,217	5,243	5,474	5,425
181 & 182	Percetakan, aktiviti perkhidmatan berkaitan percetakan dan penerbitan semula media rakaman	65,015	67,428	70,120	65,618	63,077	62,499	67,428	67,661	65,902
18110	Percetakan	52,308	54,714	57,286	52,886	50,851	50,324	54,714	55,001	53,801
18120	Aktiviti perkhidmatan berkaitan percetakan &	12,707	12,714	12,834	12,733	12,226	12,175	12,714	12,660	12,101
18200	Penerbitan semula media rakaman									
192 (19201 & 19202)	Pembuatan produk petroleum bertapis	16,623	17,093	17,817	17,207	16,812	17,148	17,093	17,719	17,262
201	Pembuatan kimia asas, baja dan sebatian nitrogen, plastik dan getah sintetik dalam bentuk primer	50,632	46,703	47,560	49,516	47,941	48,207	46,703	47,789	47,062
20111	Pembuatan gas perindustrian atau perubatan bukan organik dalam bentuk cecair atau mampat	6,726	5,496	5,802	7,226	7,174	7,312	5,496	5,578	5,644
20112 &	Pembuatan kimia organik asas	16,622	18,092	19,633	16,731	16,380	16,537	18,092	18,429	18,299
20113	Pembuatan sebatian bukan organik									
20121 &	Pembuatan baja	11,002	9,123	7,649	11,372	10,368	10,481	9,123	9,547	8,733
20129	Pembuatan produk campuran nitrogen	13,911	11,283	11,413	11,713	11,622	11,441	11,283	11,408	11,338
20131	Pembuatan plastik dalam bentuk primer	2,372	2,710	3,063	2,474	2,397	2,436	2,710	2,826	3,048
	Industri lain									
202 & 203	Pembuatan produk kimia lain dan serat buatan manusia	50,796	54,990	57,336	55,458	53,701	53,091	54,990	57,439	55,739
20210	Pembuatan racun perosak dan produk agrokimia lain	3,426	4,044	4,030	3,912	3,852	3,826	4,044	3,964	3,910
20221	Pembuatan cat, varnis dan penyadur dan mastik	10,113	9,483	9,451	12,081	10,065	9,795	9,483	11,223	9,270
20222	Pembuatan dakwat cetak	3,946	4,911	5,659	4,856	4,893	4,893	4,911	5,760	5,647
20231 &	Pembuatan sabun dan bahan pencuci, penyediaan membersih dan mengilat	20,518	20,535	21,711	20,838	21,010	20,643	20,535	20,420	20,598
20232	Pembuatan pewangi dan penyediaan dandanan diri									
20291 &	Pembuatan plat fotografi, filem, sensitized paper dan other sensitized unexposed materials	12,280	15,564	16,082	13,272	13,379	13,436	15,564	15,603	15,853
20292 &	Pembuatan dakwat menulis dan melukis									
20299	Pembuatan produk kimia lain t.t.t.l.	514	454	402	499	502	497	454	469	461
	Industri lain									
210	Pembuatan produk farmaseutikal, kimia perubatan dan botani	23,344	25,092	27,325	23,420	26,265	26,547	25,092	24,800	27,994
21001	Pembuatan bahan aktif ubat-ubatan untuk digunakan oleh bidang farmakologi dalam pembuatan	16,629	18,048	19,310	16,716	18,571	18,614	18,048	17,686	19,648
	Industri lain	6,714	7,044	8,015	6,704	7,694	7,932	7,044	7,114	8,346
221	Pembuatan produk getah	121,606	122,498	122,297	122,761	127,350	125,645	122,498	124,905	126,655
22111	Pembuatan tayar getah untuk kenderaan	7,319	7,048	6,618	7,227	7,869	6,885	7,048	7,193	7,531
22112	Pembuatan bunga tayar yang boleh ditukar ganti dan tayar celup	2,147	2,209	2,289	2,066	1,945	2,046	2,209	2,086	1,995
22191 &	Pembuatan produk lain daripada getah asli atau sintetik, tidak divulkan, divulkan atau dikeraskan	18,011	16,796	17,767	17,964	17,930	17,343	16,796	16,690	16,952
22193	Pengilangan semula getah dan prosesan susu getah									
22192	Pembuatan sarung tangan getah	63,169	63,232	62,537	63,932	67,375	67,256	63,232	65,658	67,914
22199	Pembuatan produk getah lain yang t.t.t.l.	30,960	33,212	33,087	31,573	32,231	32,114	33,212	33,278	32,264
222	Pembuatan produk plastik	154,318	153,940	159,013	155,602	155,262	152,014	153,940	155,750	156,889
22201 &	Pembuatan produk plastik separa siap	35,653	33,803	37,664	35,213	35,656	34,467	33,803	35,934	37,667
22202	Pembuatan produk plastik siap									
22203	Pembuatan artikel plastik untuk pembungkusan baranaan	46,609	48,456	50,397	46,979	47,228	46,712	48,456	48,717	48,901
22204	Pembuatan barangan plastik jurubina	3,338	3,345	3,656	3,463	3,327	3,332	3,345	3,605	3,559
22205	Pembuatan pinggan mangkuk, peralatan dapur dan barangan tandas daripada plastik	12,867	12,961	14,177	13,249	13,124	12,920	12,961	14,992	15,478
22209	Pembuatan pelbagai produk plastik t.t.t.l.	55,851	55,375	53,120	56,698	55,927	54,582	55,375	52,503	51,285
231 (23101 & 23102 & 23109)	Pembuatan kaca dan produk kaca	17,853	18,828	20,948	18,144	17,782	17,490	18,828	18,896	20,023

		2021	2022	2021					Group Description/Period
Q3	Q4	(Jan. - Dis.)	(Jan. - Dis.)	Jan.	Feb.	Mar.	Apr.	Mei	
67,651	68,943	67,877	68,943	67,192	66,363	65,389	65,106	67,657	Manufacture of products of wood, cork, straw and plaiting materials
37,843	38,426	37,770	38,426	37,144	36,608	36,056	35,781	37,475	Manufacture of veneer sheets and plywood
6,678	6,419	6,751	6,419	6,957	6,968	6,979	6,938	6,940	Manufacture of particle board and fibreboard
10,050	10,830	11,216	10,830	11,803	11,691	11,560	11,694	11,913	Manufacture of builders' carpentry
13,080	13,268	12,141	13,268	11,289	11,097	10,794	10,693	11,329	Other industry
57,633	58,658	56,213	58,658	55,040	55,359	55,320	54,957	54,800	Manufacture of paper and paper products
8,848	9,259	8,792	9,259	8,234	8,271	8,308	8,218	8,182	Manufacture of pulp, paper and paperboard
23,291	23,850	22,313	23,850	22,014	22,128	22,190	22,026	22,029	Manufacture of corrugated paper and paperboard and of containers of paper and paperboard
1,775	1,692	1,697	1,692	1,888	1,873	1,858	1,819	1,814	Manufacture of envelopes and letter-card
10,874	10,818	10,976	10,818	10,546	10,506	10,459	10,430	10,368	Manufacture of household and personal hygiene paper
7,321	7,480	7,192	7,480	6,861	7,183	7,194	7,133	7,117	Manufacture of gummed or adhesive paper in strips or rolls and labels and wall paper
5,524	5,559	5,243	5,559	5,497	5,398	5,312	5,332	5,291	Other industry
65,467	70,120	67,428	70,120	65,218	65,262	65,618	63,679	63,844	Printing, service activities related to printing and reproduction of recorded media
53,444	57,286	54,714	57,286	52,551	52,566	52,886	51,263	51,435	Printing
12,023	12,834	12,714	12,834	12,667	12,696	12,733	12,416	12,410	Service activities related to printing
									Reproduction of recorded media
17,651	17,817	17,093	17,817	16,790	16,792	17,207	16,752	16,759	Manufacture of refined petroleum products
47,035	47,560	46,703	47,560	49,507	49,469	49,516	48,366	48,155	Manufacture of basic chemicals, fertilizer and nitrogen compounds, plastics and synthetic rubber in primary forms
5,628	5,802	5,496	5,802	7,293	7,260	7,226	7,226	7,136	Manufacture of liquefied or compressed inorganic industrial or medical gases
18,579	19,633	18,092	19,633	16,822	16,776	16,731	16,637	16,612	Manufacture of basic organic chemicals
8,678	7,649	9,123	7,649	11,337	11,304	11,372	10,394	10,377	Manufacture of inorganic compounds
11,143	11,413	11,283	11,413	11,616	11,665	11,713	11,706	11,615	Manufacture of fertilizers
3,008	3,063	2,710	3,063	2,438	2,465	2,474	2,403	2,414	Manufacture of associated nitrogen products
									Manufacture of plastics in primary forms
									Other industry
55,271	57,336	54,990	57,336	52,650	52,560	55,458	53,088	53,548	Manufacture of other chemical products and man-made fibres
3,845	4,030	4,044	4,030	4,134	4,022	3,912	3,902	3,854	Manufacture of pesticides and other agrochemical products
9,162	9,451	9,483	9,451	10,471	10,150	12,081	10,108	10,074	Manufacture of paints, varnishes and similar coatings ink and mastics
5,660	5,659	4,911	5,659	3,946	3,949	4,856	4,790	4,802	Manufacture of printing ink
20,865	21,711	20,535	21,711	20,672	20,755	20,838	20,552	21,060	Manufacture of soap and detergents, cleaning and polishing preparations
									Manufacture of perfumes and toilet preparations
									Manufacture of photographic plates, films, sensitized paper and other sensitized unexposed materials
15,277	16,082	15,564	16,082	12,918	13,181	13,272	13,239	13,261	Manufacture of writing and drawing ink
461	402	454	402	509	504	499	497	496	Manufacture of other chemical products n.e.c.
									Other industry
28,824	27,325	25,092	27,325	23,328	23,477	23,420	26,421	26,220	Manufacture of pharmaceuticals, medicinal chemical and botanical products
20,234	19,310	18,048	19,310	16,602	16,762	16,716	18,728	18,593	Manufacture of medicinal active substances to be used for their pharmacological properties in the manufacture of medicaments
8,590	8,015	7,044	8,015	6,726	6,715	6,704	7,694	7,628	Other industry
125,937	122,297	122,498	122,297	122,565	121,922	122,761	127,930	127,583	Manufacture of rubber products
6,534	6,618	7,048	6,618	7,433	7,330	7,227	7,868	7,887	Manufacture of rubber tyres for vehicles
2,129	2,289	2,209	2,289	2,145	2,104	2,066	2,134	2,056	Manufacture of interchangeable tyre treads and retreading rubber tyres
17,408	17,767	16,796	17,767	18,074	17,851	17,964	18,257	18,010	Manufacture of other products of natural or synthetic rubber, unvulcanized, vulcanized or hardened
66,853	62,537	63,232	62,537	63,233	63,109	63,932	66,952	67,031	Rubber remilling and latex processing
33,014	33,087	33,212	33,087	31,679	31,528	31,573	32,720	32,599	Manufacture of rubber gloves
									Manufacture of other rubber products n.e.c.
158,506	159,013	153,940	159,013	156,350	155,614	155,602	157,585	157,137	Manufacture of plastics products
37,506	37,664	33,803	37,664	35,674	35,337	35,213	36,530	36,348	Manufacture of semi-manufactures of plastic products
									Manufacture of finished plastic products
49,889	50,397	48,456	50,397	47,579	47,144	46,979	47,556	47,488	Manufacture of plastic articles for the packing of goods
3,595	3,656	3,345	3,656	3,434	3,455	3,463	3,452	3,417	Manufacture of builders' plastics ware
15,608	14,177	12,961	14,177	13,118	13,143	13,249	13,295	13,298	Manufacture of plastic tableware, kitchenware and toilet articles
51,908	53,120	55,375	53,120	56,545	56,535	56,698	56,753	56,585	Manufacture of diverse plastic products n.e.c.
20,561	20,948	18,828	20,948	18,034	18,088	18,144	18,253	18,032	Manufacture of glass and glass products

Kod Kumpulan Group code	Keterangan Kumpulan/Tempoh	2021							
		Jun	Jul.	Ogo.	Sep.	Okt.	Nov.	Dis.	Jan.
162	Pembuatan produk daripada kayu, gabus, jerami dan bahan jalinan lain	65,967	66,545	66,584	67,726	67,613	68,602	67,877	67,971
16211	Pembuatan kepingan venier dan papan lapis	36,327	36,914	37,159	38,302	37,726	38,045	37,770	37,144
16212	Pembuatan papan partikel dan papan gentian	6,513	6,490	6,440	6,360	6,450	6,696	6,751	6,880
16221	Pertukangan kayu untuk jurubina	11,892	11,847	11,837	11,920	12,021	11,401	11,216	11,224
	Industri lain	11,235	11,293	11,148	11,144	11,416	12,460	12,141	12,723
170	Pembuatan kertas dan produk kertas	54,235	53,891	53,894	54,814	55,655	56,618	56,213	56,584
17010	Pembuatan pulpa, kertas dan kertas tebal	8,058	8,055	7,984	8,132	8,720	8,785	8,792	8,814
17020	Pembuatan kertas gelugur dan kertas tebal dan bekas daripada kertas dan kertas tebal	22,041	21,294	21,579	22,055	22,407	22,432	22,313	22,280
17091	Pembuatan sampul surat dan kad surat	1,811	1,804	1,794	1,787	1,773	1,711	1,697	1,746
17092	Pembuatan kertas kegunaan rumah dan pembersih peribadi	10,350	10,298	10,254	10,366	10,337	11,223	10,976	11,052
17093	Pembuatan kertas bergam atau pelekat yang berjalur atau bergulung dan label dan kertas dinding	6,800	7,231	7,187	7,256	7,192	7,195	7,192	7,232
	Industri lain	5,174	5,209	5,096	5,217	5,226	5,272	5,243	5,460
181 & 182	Percetakan, aktiviti perkhidmatan berkaitan percetakan dan penerbitan semula media rakaman	63,077	62,788	62,872	62,499	65,050	67,089	67,428	67,482
18110	Percetakan	50,851	50,608	50,627	50,324	52,451	54,398	54,714	54,758
18120	Aktiviti perkhidmatan berkaitan percetakan &	12,226	12,181	12,244	12,175	12,600	12,691	12,714	12,724
18200	Penerbitan semula media rakaman								
192 (19201 & 19202)	Pembuatan produk petroleum bertapis	16,812	17,135	17,138	17,148	17,060	16,982	17,093	17,035
201	Pembuatan kimia asas, baja dan sebatian nitrogen, plastik dan getah sintetik dalam bentuk primer	47,941	48,372	48,356	48,207	47,951	46,707	46,703	46,975
20111	Pembuatan gas perindustrian atau perubatan bukan organik dalam bentuk cecair atau mampat	7,174	7,260	7,264	7,312	7,243	5,504	5,496	5,652
20112 &	Pembuatan kimia organik asas	16,380	16,632	16,613	16,537	16,634	17,993	18,092	18,105
20113	Pembuatan sebatian bukan organik								
20121 &	Pembuatan baja	10,368	10,545	10,554	10,481	10,370	9,222	9,123	9,231
20129	Pembuatan produk campuran nitrogen								
20131	Pembuatan plastik dalam bentuk primer	11,622	11,549	11,515	11,441	11,274	11,307	11,283	11,210
	Industri lain	2,397	2,386	2,410	2,436	2,430	2,680	2,710	2,777
202 & 203	Pembuatan produk kimia lain dan serat buatan manusia	53,701	53,114	52,958	53,091	54,577	55,293	54,990	55,367
20210	Pembuatan racun perosak dan produk agrokimia lain	3,852	3,846	3,822	3,826	3,848	4,005	4,044	4,066
20221	Pembuatan cat, varnis dan penyadur dan mastik	10,065	10,073	9,989	9,795	9,821	9,603	9,483	9,832
20222	Pembuatan dakwat cetak	4,893	4,902	4,890	4,893	4,796	4,914	4,911	4,918
20231 &	Pembuatan sabun dan bahan pencuci, penyediaan membersih dan mengilat	21,010	20,604	20,545	20,643	20,604	20,680	20,535	20,543
20232	Pembuatan pewangi dan penyediaan dandanan diri								
20291 &	Pembuatan plat fotografi, filem, sensitized paper dan other sensitized unexposed materials								
20292 &	Pembuatan dakwat menulis dan melukis	13,379	13,189	13,211	13,436	15,011	15,635	15,564	15,544
20299	Pembuatan produk kimia lain t.t.t.l.								
	Industri lain	502	500	500	497	497	457	454	464
210	Pembuatan produk farmaseutikal, kimia perubatan dan botani	26,265	26,471	26,721	26,547	26,387	25,048	25,092	24,691
21001	Pembuatan bahan aktif ubat-ubatan untuk digunakan oleh bidang farmakologi dalam pembuatan	18,571	18,706	18,849	18,614	18,662	18,112	18,048	17,532
	Industri lain	7,694	7,765	7,872	7,932	7,725	6,937	7,044	7,159
221	Pembuatan produk getah	127,350	126,402	125,912	125,645	125,212	122,967	122,498	125,135
22111	Pembuatan tayar getah untuk kenderaan	7,869	6,925	6,910	6,885	6,839	6,925	7,048	7,166
22112	Pembuatan bunga tayar yang boleh ditukar ganti dan tayar celup	1,945	1,955	2,013	2,046	2,085	2,235	2,209	2,218
22191 &	Pembuatan produk lain daripada getah asli atau sintetik, tidak divulkan, divulkan atau dikeraskan	17,930	18,092	17,962	17,343	17,133	16,836	16,796	16,928
22193	Pengilangan semula getah dan prosesan susu getah								
22192	Pembuatan sarung tangan getah	67,375	67,244	67,042	67,256	66,857	63,588	63,232	65,383
22199	Pembuatan produk getah lain yang t.t.t.l.	32,231	32,186	31,986	32,114	32,299	33,384	33,212	33,441
222	Pembuatan produk plastik	155,262	154,029	153,404	152,014	152,499	153,703	153,940	152,343
22201 &	Pembuatan produk plastik separa siap	35,656	34,894	34,573	34,467	34,547	33,870	33,803	33,435
22202	Pembuatan produk plastik siap								
22203	Pembuatan artikel plastik untuk pembungkusan baranaan	47,228	46,731	46,636	46,712	47,132	48,154	48,456	47,719
22204	Pembuatan barangan plastik jurubina	3,327	3,338	3,349	3,332	3,374	3,332	3,345	3,375
22205	Pembuatan pinggan mangkuk, peralatan dapur dan barangan tandas daripada plastik	13,124	12,855	12,925	12,920	12,999	13,012	12,961	14,888
22209	Pembuatan pelbagai produk plastik t.t.t.l.	55,927	56,211	55,920	54,582	54,447	55,334	55,375	52,926
231 (23101 & 23102 & 23109)	Pembuatan kaca dan produk kaca	17,782	17,691	17,714	17,490	18,012	17,921	18,828	19,062

2022											Group Description/Period
Feb.	Mac	Apr.	Mei	Jun	Jul.	Ogo.	Sep.	Okt.	Nov.	Dis.	
67,654	65,777	65,246	67,791	67,098	66,582	66,604	67,651	67,898	68,632	68,943	Manufacture of products of wood, cork, straw and plaiting materials
36,803	36,497	36,103	37,850	37,163	36,663	36,583	37,843	38,033	38,577	38,426	Manufacture of veneer sheets and plywood
6,912	6,874	6,824	6,862	6,857	6,891	6,901	6,678	6,721	6,534	6,419	Manufacture of particle board and fibreboard
11,258	9,992	9,877	10,209	10,226	10,094	10,145	10,050	10,001	10,249	10,830	Manufacture of builders' carpentry
12,681	12,414	12,443	12,870	12,852	12,934	12,975	13,080	13,143	13,271	13,268	Other industry
57,016	56,974	56,425	56,563	56,605	56,767	56,700	57,633	58,303	58,481	58,658	Manufacture of paper and paper products
8,720	8,713	8,724	8,720	8,752	8,778	8,679	8,848	9,025	9,128	9,259	Manufacture of pulp, paper and paperboard
22,635	22,656	22,334	22,447	22,542	22,565	22,766	23,291	23,685	23,831	23,850	Manufacture of corrugated paper and paperboard and of containers of paper and paperboard
1,730	1,713	1,675	1,731	1,739	1,736	1,734	1,775	1,762	1,659	1,692	Manufacture of envelopes and letter-card
10,972	10,908	10,842	10,709	10,681	10,756	10,746	10,874	10,895	10,850	10,818	Manufacture of household and personal hygiene paper
7,527	7,510	7,426	7,547	7,467	7,448	7,388	7,321	7,358	7,473	7,480	Manufacture of gummed or adhesive paper in strips or rolls and labels and wall paper
5,431	5,474	5,425	5,409	5,425	5,485	5,388	5,524	5,578	5,539	5,559	Other industry
67,331	67,661	65,412	65,771	65,902	65,724	65,699	65,467	68,259	69,835	70,120	Printing, service activities related to printing and reproduction of recorded media
54,616	55,001	53,211	53,646	53,801	53,663	53,614	53,444	55,755	57,227	57,286	Printing
12,715	12,660	12,201	12,125	12,101	12,061	12,085	12,023	12,504	12,608	12,834	Service activities related to printing
											Reproduction of recorded media
17,282	17,719	17,224	17,268	17,262	17,640	17,686	17,651	17,646	17,670	17,817	Manufacture of refined petroleum products
47,364	47,789	46,889	47,043	47,062	47,174	47,104	47,035	47,810	47,309	47,560	Manufacture of basic chemicals, fertilizer and nitrogen compounds, plastics and synthetic rubber
5,582	5,578	5,578	5,591	5,644	5,657	5,599	5,628	5,773	5,777	5,802	Manufacture of liquefied or compressed inorganic industrial or medical gases
18,175	18,429	18,299	18,319	18,299	18,506	18,507	18,579	18,891	19,400	19,633	Manufacture of basic organic chemicals
9,576	9,547	8,694	8,731	8,733	8,741	8,766	8,678	8,793	7,752	7,649	Manufacture of inorganic compounds
11,221	11,408	11,370	11,323	11,338	11,214	11,227	11,143	11,330	11,323	11,413	Manufacture of fertilizers
2,809	2,826	2,947	3,080	3,048	3,057	3,006	3,008	3,022	3,058	3,063	Manufacture of associated nitrogen products
											Manufacture of plastics in primary forms
54,781	57,439	55,236	55,880	55,739	55,529	55,317	55,271	55,811	57,081	57,336	Manufacture of other chemical products and man-made fibres
3,953	3,964	3,931	3,909	3,910	3,910	3,692	3,845	3,906	4,069	4,030	Manufacture of pesticides and other agrochemical
9,510	11,223	9,350	9,297	9,270	9,220	9,160	9,162	9,261	9,342	9,451	Manufacture of paints, varnishes and similar
4,911	5,760	5,720	5,738	5,647	5,651	5,651	5,660	5,659	5,655	5,659	Manufacture of printing ink
20,381	20,420	19,939	20,719	20,598	20,826	20,845	20,865	21,252	21,656	21,711	Manufacture of soap and detergents, cleaning and polishing preparations
											Manufacture of perfumes and toilet preparations
											Manufacture of photographic plates, films, sensitized paper and other sensitized unexposed materials
15,558	15,603	15,831	15,753	15,853	15,458	15,505	15,277	15,273	15,938	16,082	Manufacture of writing and drawing ink
											Manufacture of other chemical products n.e.c.
468	469	465	465	461	464	464	461	460	421	402	Other industry
24,817	24,800	28,001	27,853	27,994	28,379	28,682	28,824	28,855	27,473	27,325	Manufacture of pharmaceuticals, medicinal chemical and botanical products
17,718	17,686	19,720	19,615	19,648	20,019	20,244	20,234	20,454	19,397	19,310	Manufacture of medicinal active substances to be used for their pharmacological properties in the manufacture of medicaments
7,099	7,114	8,281	8,238	8,346	8,360	8,438	8,590	8,401	8,076	8,015	Other industry
124,663	124,905	130,436	129,975	126,655	125,708	125,716	125,937	124,115	122,375	122,297	Manufacture of rubber products
7,228	7,193	7,702	7,714	7,531	6,593	6,545	6,534	6,557	6,648	6,618	Manufacture of rubber tyres for vehicles
2,129	2,086	2,189	2,118	1,995	1,995	2,072	2,129	2,155	2,313	2,289	Manufacture of interchangeable tyre treads and retreading rubber tyres
16,741	16,690	17,530	17,379	16,952	17,239	17,441	17,408	17,337	17,706	17,767	Manufacture of other products of natural or synthetic rubber, unvulcanized, vulcanized or hardened
64,940	65,658	68,626	68,438	67,914	67,263	66,739	66,853	65,171	62,825	62,537	Rubber remilina and latex processina
33,625	33,278	34,389	34,327	32,264	32,618	32,920	33,014	32,894	32,883	33,087	Manufacture of rubber gloves
											Manufacture of other rubber products n.e.c.
151,129	155,750	157,536	156,895	156,889	158,191	158,320	158,506	158,013	158,891	159,013	Manufacture of plastics products
33,192	35,934	37,138	36,993	37,667	37,812	37,666	37,506	37,315	37,568	37,664	Manufacture of semi-manufactures of plastic products
											Manufacture of finished plastic products
47,285	48,717	49,077	48,773	48,901	49,093	49,392	49,889	50,348	50,262	50,397	Manufacture of plastic articles for the packing of goods
3,357	3,605	3,626	3,569	3,559	3,578	3,561	3,595	3,685	3,636	3,656	Manufacture of builders' plastics ware
14,887	14,992	15,369	15,439	15,478	15,588	15,527	15,608	14,724	14,470	14,177	Manufacture of plastic tableware, kitchenware and toilet articles
52,408	52,503	52,326	52,120	51,285	52,120	52,173	51,908	51,942	52,955	53,120	Manufacture of diverse plastic products n.e.c.
18,882	18,896	18,857	20,021	20,023	20,316	20,723	20,561	20,444	20,841	20,948	Manufacture of glass and glass products

Kod Kumpulan Group code	Keterangan Kumpulan/Tempoh	2020	2021	2022	2021				2022	
					Q1	Q2	Q3	Q4	Q1	Q2
239	Pembuatan pengeluaran galian bukan logam f.t.f.l.	85,533	86,772	86,356	86,053	84,988	86,338	86,772	86,285	86,241
23911	Pembuatan mortar refraktori dan konkrit									
& 23921	Pembuatan seramik bukan refraktori	11,012	11,409	10,661	11,682	11,585	11,268	11,409	10,613	10,488
23930	Pembuatan produk porselin dan seramik lain	5,438	5,100	5,248	5,171	5,271	5,025	5,100	5,067	5,122
23941	Pembuatan simen hidraulik	7,223	7,667	7,303	7,393	7,392	7,368	7,667	7,659	7,902
23951	Pembuatan konkrit dan mortar siap bancuh dan bancuhan kering	15,696	16,004	16,685	14,953	15,129	16,178	16,004	15,409	15,914
23952	Pembuatan konkrit pratuangan, simen atau artikel									
& 23953	batu buatan yang digunakan dalam pembinaan;									
& 23959	Pembuatan komponen struktur pasang siap untuk bangunan atau kejuruteraan awam dari simen, batu atau konkrit buatan	29,327	30,295	30,016	29,886	28,821	29,458	30,295	30,601	29,880
23990	Pembuatan produk mineral bukan logam lain f.t.f.l.	8,190	8,590	8,662	8,351	8,199	8,417	8,590	8,994	8,779
	Industri lain	8,647	7,707	7,782	8,618	8,591	8,624	7,707	7,941	8,157
241 (24101 & 24102 & 24103 & 24104 & 24109)	Pembuatan besi dan keluli asas	53,365	54,326	54,534	52,662	51,756	50,739	54,326	53,134	53,724
242 (24201 & 24202 & 24209)	Pembuatan logam asas berharga dan logam bukan ferus lain	42,793	41,977	42,642	43,467	41,629	41,662	41,977	43,474	42,105
243	Pengacuan logam	14,524	14,773	14,362	15,603	14,511	14,507	14,773	15,641	14,579
251 & 252	Pembuatan produk struktur logam, tangki, takungan, penjana wap, senjata dan peluru	60,344	59,684	60,158	61,301	57,540	59,885	59,684	59,909	58,461
25113	Pembuatan pintu, tingkap dan bingkai, penutup									
& 25119	tingkap dan pintu pagar daripada logam	41,143	40,418	40,355	42,112	39,080	41,148	40,418	40,766	39,197
25120	Pembuatan produk struktur logam lain									
	Pembuatan tangki, takungan dan kontena daripada logam	10,782	10,948	11,447	10,747	10,497	10,807	10,948	10,865	10,928
	Industri lain	8,419	8,319	8,357	8,443	7,963	7,930	8,319	8,277	8,337
259	Pembuatan lain-lain produk yang direka daripada logam; aktiviti perkhidmatan kerja logam	94,309	96,998	99,084	96,655	94,320	94,729	96,998	99,149	96,926
25910	Tempaan, tekanan, hentakan dan bentuk gelean logam; serbuk metalurgi	21,355	21,823	22,151	21,586	21,444	21,559	21,823	21,931	22,023
25920	Rawatan dan penyalutan logam; menggunakan	11,576	12,158	12,860	12,771	11,930	11,648	12,158	13,179	12,179
25991	Pembuatan tin untuk produk makanan dan minuman, tiub dan kotak boleh dilipat	7,766	7,800	7,655	7,681	7,596	7,470	7,800	7,758	7,672
25992	Pembuatan kabel, plaited bands (jalur/pita berpintal)									
& 25993	dan artikel seumpamanya daripada logam	19,267	19,308	19,365	18,955	18,562	19,134	19,308	19,158	18,901
25994	Pembuatan bolt, skru, nat dan produk uliran seumpamanya									
25999	Pembuatan barangan rumah daripada logam	3,451	3,194	3,168	3,528	3,141	3,064	3,194	3,315	3,188
	Pembuatan produk lain yang direka daripada logam t.t.t.l.	20,712	22,227	23,427	21,812	21,518	21,619	22,227	22,990	22,358
	Industri lain	10,183	10,488	10,458	10,322	10,127	10,236	10,488	10,817	10,606
261	Pembuatan komponen dan papan elektronik	200,705	218,374	234,460	204,576	209,068	211,084	218,374	221,659	226,483
26101	Pembuatan diod, transistor dan alatan semikonduktor									
& 26102	yang seumpamanya	111,358	119,761	127,805	113,322	116,030	118,140	119,761	121,453	124,849
	Pembuatan litar elektronik bersepadu dengan pemasangan mikro									
26103	Pembuatan kapasitor dan perintang elektrik									
& 26104	Pembuatan papan litar bercetak	75,518	84,490	92,370	77,520	78,999	79,110	84,490	85,967	87,023
& 26105	Pembuatan komponen paparan									
26109	Pembuatan komponen lain untuk aplikasi elektronik	13,829	14,124	14,285	13,734	14,039	13,835	14,124	14,240	14,612
262 (26201 & 26202)	Pembuatan komputer dan kelengkapan peranti	60,287	65,839	69,667	61,218	61,865	63,876	65,839	66,588	67,693
263/ 26300	Pembuatan peralatan komunikasi	23,686	24,324	26,230	23,250	24,201	24,171	24,324	24,324	25,314
264/ 26400	Pembuatan peralatan elektronik pengguna	33,999	33,782	35,099	33,624	33,516	34,256	33,782	33,826	35,326
265	Pembuatan kelengkapan mengukur, menguji, memandu arah dan kawalan; jam tangan dan jam	27,479	29,332	31,734	28,566	28,467	28,652	29,332	29,638	29,895
26511	Pembuatan kelengkapan mengukur, menguji,									
& 26512	memandu arah dan kawalan	21,067	22,605	24,604	22,007	22,100	22,424	22,605	22,640	22,845
26520	Pembuatan kelengkapan kawalan proses									
	Pembuatan jam tangan dan jam dan bahagiannya	6,412	6,727	7,131	6,558	6,367	6,228	6,727	6,998	7,049
266/ 26600	Pembuatan peralatan penyinaran, perubatan elektro dan elektroterapeutik	12,909	12,927	13,120	12,881	13,088	13,384	12,927	12,827	12,938

		2021	2022	2021					Group Description/Period
Q3	Q4	(Jan. - Dis.)	(Jan. - Dis.)	Jan.	Feb.	Mac	Apr.	Mei	
86,614	86,356	86,772	86,356	87,300	85,584	86,053	86,732	86,745	Manufacture of non-metallic mineral products n.e.c. <i>Manufacture of refractory mortars and concretes</i>
10,305	10,661	11,409	10,661	11,381	11,074	11,682	11,683	11,683	<i>Manufacture of non-refractory ceramic</i>
5,284	5,248	5,100	5,248	5,501	5,195	5,171	5,178	5,359	<i>Manufacture of other porcelain and ceramic products</i>
7,036	7,303	7,667	7,303	7,393	7,387	7,393	7,470	7,418	<i>Manufacture of hydraulic cement</i>
16,550	16,685	16,004	16,685	16,036	15,022	14,953	15,292	15,337	<i>Manufacture of ready-mix and dry-mix concrete and mortars</i>
									<i>Manufacture of precast concrete, cement or artificial stone articles for use in construction</i>
30,296	30,016	30,295	30,016	29,660	29,743	29,886	29,888	29,741	<i>Manufacture of prefabricated structural components for building or civil engineering of cement, concrete or artificial stone</i>
									<i>Manufacture of other articles of concrete, cement and plaster n.e.c.</i>
8,833	8,662	8,590	8,662	8,366	8,383	8,351	8,419	8,478	<i>Manufacture of other non-metallic mineral products n.e.c.</i>
8,310	7,782	7,707	7,782	8,963	8,780	8,618	8,804	8,730	<i>Other industry</i>
53,779	54,534	54,326	54,534	54,315	52,823	52,662	51,560	51,505	Manufacture of basic iron and steel
42,633	42,642	41,977	42,642	42,928	43,551	43,467	43,113	42,833	Manufacture of basic precious and other non-ferrous metals
14,642	14,362	14,773	14,362	14,616	15,068	15,603	14,822	14,582	Casting of metals
58,655	60,158	59,684	60,158	60,676	60,608	61,301	60,278	60,224	Manufacture of structural metal products, tanks, reservoirs, steam generators, weapons and ammunition
38,843	40,355	40,418	40,355	41,406	41,402	42,112	41,377	41,579	<i>Manufacture of metal doors, windows and their frames, shutters and gates</i>
									<i>Manufacture of other structural metal products</i>
11,574	11,447	10,948	11,447	10,786	10,770	10,747	10,728	10,668	<i>Manufacture of tanks, reservoirs and containers of metal</i>
8,237	8,357	8,319	8,357	8,484	8,436	8,443	8,172	7,977	<i>Other industry</i>
98,005	99,084	96,998	99,084	94,941	95,656	96,655	95,985	95,505	Manufacture of other fabricated metal products; metal working service activities
22,744	22,151	21,823	22,151	21,776	21,738	21,586	21,509	21,524	<i>Forging, pressing, stamping and roll-forming of metal; powder metallurgy</i>
12,460	12,860	12,158	12,860	11,649	12,221	12,771	12,300	12,218	<i>Treatment and coating of metals; machining</i>
7,651	7,655	7,800	7,655	7,878	7,784	7,681	7,725	7,647	<i>Manufacture of tins and cans for food products, collapsible tubes and boxes</i>
									<i>Manufacture of metal cable, plaited bands and similar articles</i>
19,031	19,365	19,308	19,365	19,311	19,074	18,955	18,816	18,669	<i>Manufacture of bolts, screws, nuts and similar threaded products</i>
3,027	3,168	3,194	3,168	3,457	3,492	3,528	3,485	3,507	<i>Manufacture of metal household articles</i>
22,397	23,427	22,227	23,427	20,731	21,221	21,812	21,878	21,717	<i>Manufacture of any other fabricated metal products n.e.c.</i>
10,694	10,458	10,488	10,458	10,139	10,126	10,322	10,271	10,223	<i>Other industry</i>
231,236	234,460	218,374	234,460	200,915	203,356	204,576	206,925	207,783	Manufacture of electronic components and boards <i>Manufacture of diodes, transistors and similar semiconductor devices</i>
127,593	127,805	119,761	127,805	111,476	112,907	113,322	115,375	115,969	<i>Manufacture of electronic integrated circuits micro assemblies</i>
									<i>Manufacture of electrical capacitors and resistors</i>
89,380	92,370	84,490	92,370	75,637	76,630	77,520	77,705	77,823	<i>Manufacture of printed circuit boards</i>
									<i>Manufacture of display components</i>
14,263	14,285	14,124	14,285	13,802	13,819	13,734	13,845	13,991	<i>Manufacture of other components for electronic applications</i>
68,367	69,667	65,839	69,667	61,091	61,454	61,218	61,137	61,768	Manufacture of computers and peripheral equipment
26,196	26,230	24,324	26,230	23,459	23,418	23,250	23,603	23,855	Manufacture of communication equipment
35,695	35,099	33,782	35,099	33,722	33,673	33,624	33,359	33,670	Manufacture of consumer electronics
30,947	31,734	29,332	31,734	28,433	28,471	28,566	28,611	28,664	Manufacture of measuring, testing, navigating and control equipment; watches and clocks
23,808	24,604	22,605	24,604	22,074	22,013	22,007	22,090	22,176	<i>Manufacture of measuring, testing, navigating and control equipment</i>
7,139	7,131	6,727	7,131	6,359	6,458	6,558	6,521	6,488	<i>Manufacture of industrial process control equipment</i>
									<i>Manufacture of watches and clocks and parts</i>
13,139	13,120	12,927	13,120	12,863	12,872	12,881	12,828	12,905	Manufacture of irradiation, electromedical and electrotherapeutic equipment

Kod Kumpulan Group code	Keterangan Kumpulan/Tempoh	2021							
		Jun	Jul.	Ogo.	Sep.	Okt.	Nov.	Dis.	Jan.
239	Pembuatan pengeluaran galian bukan logam f.t.t.l.	84,988	85,553	85,627	86,338	85,832	86,536	86,772	87,601
23911	Pembuatan mortar refraktori dan konkrit &								
23921	Pembuatan seramik bukan refraktori	11,585	11,313	11,252	11,268	10,991	11,338	11,409	10,694
23930	Pembuatan produk porselin dan seramik lain	5,271	5,227	5,206	5,025	5,115	5,087	5,100	5,190
23941	Pembuatan simen hidraulik	7,392	7,379	7,357	7,368	7,370	7,642	7,667	7,687
23951	Pembuatan konkrit dan mortar siap bancuh dan bancuhan kering	15,129	15,389	15,811	16,178	15,710	15,973	16,004	16,143
23952	Pembuatan konkrit pratuangan, simen atau artikel batu buatan yang digunakan dalam pembinaan;								
23953	Pembuatan komponen struktur pasang siap untuk bangunan atau kejuruteraan awam dari simen, batu atau konkrit buatan	28,821	29,373	29,177	29,458	29,408	30,169	30,295	30,821
23959	Pembuatan artikel konkrit, simen dan plaster lain f.t.t.l.								
23990	Pembuatan produk mineral bukan logam lain f.t.t.l.	8,199	8,285	8,250	8,417	8,605	8,624	8,590	8,927
	Industri lain	8,591	8,588	8,574	8,624	8,633	7,703	7,707	8,139
241 (24101 & 24102 & 24103 & 24104 & 24109)	Pembuatan besi dan keluli asas	51,756	50,837	50,710	50,739	51,914	51,801	54,326	54,006
242 (24201 & 24202 & 24209)	Pembuatan logam asas berharga dan logam bukan ferus lain	41,629	41,339	41,298	41,662	41,874	41,967	41,977	42,550
243	Pengacuan logam	14,511	14,100	14,448	14,507	14,504	14,750	14,773	15,364
251 & 252	Pembuatan produk struktur logam, tangki, takungan, penjana wap, senjata dan peluru	57,540	58,258	58,340	59,885	60,091	59,486	59,684	59,751
25113	Pembuatan pintu, tingkap dan bingkai, penutup tingkap dan pintu pagar daripada logam	39,080	39,772	39,969	41,148	41,208	40,222	40,418	40,558
25119	Pembuatan produk struktur logam lain								
25120	Pembuatan tangki, takungan dan kontena daripada logam	10,497	10,584	10,459	10,807	10,869	10,959	10,948	10,864
	Industri lain	7,963	7,901	7,913	7,930	8,015	8,305	8,319	8,330
259	Pembuatan lain-lain produk yang direka daripada logam; aktiviti perkhidmatan kerja logam	94,320	93,610	93,585	94,729	95,369	96,059	96,998	97,460
25910	Tempaan, tekanan, hentakan dan bentuk gelean logam; serbuk metalurgi	21,444	21,160	21,160	21,559	21,716	21,806	21,823	22,053
25920	Rawatan dan penyalutan logam; menggunakan	11,930	11,984	11,726	11,648	11,872	12,055	12,158	12,243
25991	Pembuatan tin untuk produk makanan dan minuman, tiub dan kotak boleh dilipat	7,596	7,512	7,461	7,470	7,600	7,685	7,800	7,949
25992	Pembuatan kabel, plaited bands (jalur/pita berpintal) dan artikel seumpamanya daripada logam								
25993	Pembuatan bolt, skru, nat dan produk uliran seumpamanya	18,562	18,380	18,487	19,134	19,015	19,260	19,308	19,189
25994	Pembuatan barangan rumah daripada logam	3,141	3,018	3,035	3,064	3,057	3,210	3,194	3,174
25999	Pembuatan produk lain yang direka daripada logam f.t.t.l.	21,518	21,359	21,468	21,619	21,710	21,563	22,227	22,348
	Industri lain	10,127	10,195	10,248	10,236	10,399	10,480	10,488	10,504
261	Pembuatan komponen dan papan elektronik	209,068	209,535	211,189	211,084	215,201	216,965	218,374	217,493
26101	Pembuatan diod, transistor dan alatan semikonduktor & yang seumpamanya	116,030	116,405	118,017	118,140	118,487	119,077	119,761	118,738
26102	Pembuatan litar elektronik bersepadu dengan pemasangan mikro								
26103	Pembuatan kapasitor dan perintang elektrik								
26104	Pembuatan papan litar bercetak	78,999	79,154	79,289	79,110	82,840	83,795	84,490	84,511
26105	Pembuatan komponen paparan								
26109	Pembuatan komponen lain untuk aplikasi elektronik	14,039	13,975	13,883	13,835	13,874	14,092	14,124	14,244
262 (26201 & 26202)	Pembuatan komputer dan kelengkapan peranti	61,865	62,743	63,212	63,876	63,930	65,743	65,839	66,148
263/ 26300	Pembuatan peralatan komunikasi	24,201	24,107	24,231	24,171	24,286	24,497	24,324	24,003
264/ 26400	Pembuatan peralatan elektronik pengguna	33,516	31,842	33,292	34,256	34,864	34,181	33,782	34,126
265	Pembuatan kelengkapan mengukur, menguji, memandu arah dan kawalan; jam tangan dan jam	28,467	28,465	28,644	28,652	28,749	29,282	29,332	29,553
26511	Pembuatan kelengkapan mengukur, menguji, memandu arah dan kawalan	22,100	22,219	22,384	22,424	22,567	22,516	22,605	22,822
26512	Pembuatan kelengkapan kawalan proses								
26520	Pembuatan jam tangan dan jam dan bahagiannya	6,367	6,246	6,261	6,228	6,181	6,766	6,727	6,731
266/ 26600	Pembuatan peralatan penyinaran, perubatan elektro dan elektroterapeutik	13,088	13,284	13,448	13,384	13,324	12,968	12,927	12,854

2022											Group Description/Period
Feb.	Mac	Apr.	Mei	Jun	Jul.	Ogo.	Sep.	Okt.	Nov.	Dis.	
86,032	86,285	86,714	86,045	86,241	86,684	86,089	86,614	86,623	86,667	86,356	Manufacture of non-metallic mineral products n.e.c. <i>Manufacture of refractory mortars and concretes</i>
10,459	10,613	10,507	10,476	10,488	10,482	10,418	10,305	10,352	10,732	10,661	<i>Manufacture of non-refractory ceramic</i>
5,132	5,067	5,030	5,101	5,122	5,245	5,272	5,284	5,277	5,240	5,248	<i>Manufacture of other porcelain and ceramic products</i>
7,697	7,659	7,888	7,915	7,902	7,918	6,905	7,036	7,043	7,344	7,303	<i>Manufacture of hydraulic cement</i>
15,368	15,409	16,087	15,880	15,914	15,865	16,317	16,550	16,585	16,883	16,685	<i>Manufacture of ready-mix and dry-mix concrete and mortars</i>
											<i>Manufacture of precast concrete, cement or artificial stone articles for use in construction</i>
30,287	30,601	30,102	29,809	29,880	30,237	30,084	30,296	30,466	29,939	30,016	<i>Manufacture of prefabricated structural components for building or civil engineering of cement, concrete or artificial stone</i>
9,021	8,994	8,949	8,773	8,779	8,814	8,792	8,833	8,596	8,624	8,662	<i>Manufacture of other articles of concrete, cement</i>
8,067	7,941	8,150	8,090	8,157	8,123	8,301	8,310	8,305	7,905	7,782	<i>Manufacture of other non-metallic mineral products n.e.c.</i> <i>Other industry</i>
52,709	53,134	53,358	53,314	53,724	53,707	53,646	53,779	54,665	54,524	54,534	Manufacture of basic iron and steel
43,684	43,474	43,758	43,254	42,105	42,521	42,554	42,633	42,565	42,523	42,642	Manufacture of basic precious and other non-ferrous metals
15,691	15,641	14,651	14,485	14,579	14,664	14,580	14,642	14,763	14,411	14,362	Casting of metals
59,357	59,909	59,372	59,608	58,461	58,305	58,501	58,655	58,569	58,615	60,158	Manufacture of structural metal products, tanks, reservoirs, steam generators, weapons and ammunition
40,308	40,766	40,145	40,337	39,197	38,893	38,804	38,843	38,649	38,764	40,355	<i>Manufacture of metal doors, windows and their frames, shutters and gates</i>
10,907	10,865	10,975	11,013	10,928	11,029	11,182	11,574	11,564	11,534	11,447	<i>Manufacture of other structural metal products</i>
8,142	8,277	8,252	8,258	8,337	8,383	8,515	8,237	8,356	8,318	8,357	<i>Manufacture of tanks, reservoirs and containers of metal</i> <i>Other industry</i>
97,873	99,149	97,668	97,373	96,926	96,892	97,243	98,005	97,929	98,098	99,084	Manufacture of other fabricated metal products; metal working service activities
22,104	21,931	21,897	22,087	22,023	21,806	22,305	22,744	22,490	22,122	22,151	<i>Forging, pressing, stamping and roll-forming of metal; powder metallurgy</i>
12,636	13,179	12,435	12,331	12,179	12,415	12,344	12,460	12,682	12,519	12,860	<i>Treatment and coating of metals; machining</i>
7,881	7,758	7,842	7,624	7,672	7,724	7,759	7,651	7,595	7,693	7,655	<i>Manufacture of tins and cans for food products, collapsible tubes and boxes</i>
19,230	19,158	18,932	18,881	18,901	18,945	19,007	19,031	19,135	19,405	19,365	<i>Manufacture of metal cable, plaited bands and similar articles</i>
3,202	3,315	3,213	3,258	3,188	3,008	3,029	3,027	3,023	3,178	3,168	<i>Manufacture of bolts, screws, nuts and similar threaded products</i>
22,213	22,990	22,578	22,538	22,358	22,278	22,186	22,397	22,394	22,712	23,427	<i>Manufacture of metal household articles</i> <i>Manufacture of any other fabricated metal products n.e.c.</i>
10,607	10,817	10,771	10,655	10,606	10,716	10,614	10,694	10,610	10,469	10,458	<i>Other industry</i>
219,452	221,659	223,410	223,914	226,483	227,591	229,495	231,236	230,820	232,722	234,460	Manufacture of electronic components and boards
119,920	121,453	123,132	123,368	124,849	125,551	127,253	127,593	127,100	126,922	127,805	<i>Manufacture of diodes, transistors and similar semiconductor devices</i>
85,312	85,967	85,852	85,870	87,023	87,549	87,851	89,380	89,568	91,413	92,370	<i>Manufacture of electronic integrated circuits micro assemblies</i> <i>Manufacture of electrical capacitors and resistors</i>
14,220	14,240	14,426	14,676	14,612	14,491	14,391	14,263	14,152	14,388	14,285	<i>Manufacture of printed circuit boards</i> <i>Manufacture of display components</i>
66,213	66,588	66,284	67,298	67,693	67,694	68,390	68,367	67,995	70,189	69,667	Manufacture of computers and peripheral equipment
24,284	24,324	24,524	24,928	25,314	25,435	25,770	26,196	26,094	26,072	26,230	Manufacture of communication equipment
33,941	33,826	34,526	34,949	35,326	35,808	37,486	35,695	35,631	35,379	35,099	Manufacture of consumer electronics
29,454	29,638	29,550	29,537	29,895	30,282	30,749	30,947	31,136	31,633	31,734	Manufacture of measuring, testing, navigating and control equipment; watches and clocks
22,666	22,640	22,651	22,611	22,845	23,211	23,624	23,808	24,010	24,534	24,604	<i>Manufacture of measuring, testing, navigating and control equipment</i>
6,787	6,998	6,899	6,926	7,049	7,070	7,125	7,139	7,126	7,099	7,131	<i>Manufacture of industrial process control equipment</i> <i>Manufacture of watches and clocks and parts</i>
12,808	12,827	12,714	12,827	12,938	13,008	13,136	13,139	13,185	13,176	13,120	Manufacture of irradiation, electromedical and electrotherapeutic equipment

Kod Kumpulan Group code	Keterangan Kumpulan/Tempoh	2020	2021	2022	2021				2022	
					Q1	Q2	Q3	Q4	Q1	Q2
267 (26701 & 26702) & 268 (26800)	Pembuatan peralatan optikal, kelengkapan fotografi, media magnetik dan optikal	6,472	5,900	5,818	6,353	6,352	6,261	5,900	5,643	5,936
271	Pembuatan motor elektrik, penjana, transformer dan perkakasan pengagihan dan pengawalan elektrik	40,572	43,287	44,502	41,568	40,743	42,472	43,287	43,237	42,382
	27101 Pembuatan motor elektrik, penjana dan transformer	17,997	19,041	18,608	19,015	18,385	18,891	19,041	19,128	18,606
	27102 Pembuatan perkakasan pengagihan dan penaawalan elektrik	22,575	24,245	25,894	22,552	22,358	23,582	24,245	24,109	23,776
272/ 27200	Pembuatan bateri dan akumulator	8,792	8,019	8,687	8,964	8,620	8,604	8,019	8,489	8,318
273	Pembuatan pendawaian dan peranti pendawaian	22,421	24,181	24,074	21,783	22,241	23,044	24,181	23,924	24,331
	27310 Pembuatan kabel gentian optikal	890	887	926	887	874	946	887	937	966
	27320 Pembuatan wayar dan kabel elektronik dan elektrik lain	20,112	21,561	21,825	19,449	19,631	20,353	21,561	21,213	21,614
	27330 Pembuatan alatan pendawaian pembawa dan bukan pembawa arus untuk litar elektrik (tanpa mengira jenis bahan)	1,419	1,733	1,323	1,447	1,736	1,745	1,733	1,774	1,751
274/ 27400	Pembuatan kelengkapan pencahayaan elektrik	4,551	3,692	3,656	4,415	4,321	4,105	3,692	3,642	3,790
275/ 27500	Pembuatan perkakasan domestik	14,831	15,318	14,844	15,462	15,009	14,755	15,318	15,787	15,552
279/ 27900	Pembuatan kelengkapan elektrik lain	7,545	7,583	7,818	7,466	7,335	7,381	7,583	7,727	7,812
281 & 282	Pembuatan jentera kegunaan umum dan kegunaan khas	91,983	92,969	96,289	92,497	93,644	91,587	92,969	93,591	96,289
	28120 & 28130 Pembuatan alat-alat kuasa bendalir & pam, pemampat, kepala paip dan injap lain	6,219	7,625	7,548	6,250	6,121	6,262	7,625	7,756	7,565
	28180 & 28220 Pembuatan alatan tangan yang menggunakan kuasa dilengkapkan dengan motor elektrik atau bukan motor elektrik atau pneumatik & pembuatan jentera pembentukan logam dan alatan mesin	23,763	22,560	22,093	23,726	23,781	23,311	22,560	22,721	22,846
	28192 Pembuatan mesin penyaman udara, termasuk untuk kenderaan bermotor	9,507	8,760	10,104	9,240	9,077	8,696	8,760	9,434	9,295
	28290 Pembuatan lain-lain mesin bertujuan khas f.t.t.l. Industri lain	9,915	9,574	9,303	9,890	9,850	9,395	9,574	9,900	9,860
		42,579	44,450	47,242	43,391	44,816	43,922	44,450	43,781	46,723
291 (29101 & 29102)	Pembuatan kenderaan bermotor	23,829	24,246	25,340	23,975	23,655	23,976	24,246	24,441	24,590
292/ 29200	Pembuatan kerangka (coachwork) untuk kenderaan bermotor; pembuatan treler dan semi treler	6,578	6,504	7,336	6,509	6,563	6,572	6,504	6,672	6,905
293/ 29300	Pembuatan alat ganti dan aksesori untuk kenderaan bermotor	52,586	53,048	54,158	52,742	52,493	52,484	53,048	53,903	54,279
301 (30110 & 30120)	Pembinaan kapal dan bot	12,926	12,847	13,936	13,318	12,340	12,971	12,847	13,252	13,269
302, 303, 304 & 309	Pembuatan lokomotif keretapi, rolling stock, kapal angkasa dan udara, jentera berkaitan, kenderaan tempur ketenteraan, dan kelengkapan pengangkutan f.t.t.l.	28,327	28,749	29,491	29,773	28,366	28,632	28,749	30,075	29,704
	30910 Pembuatan motosikal	11,021	11,399	11,782	11,645	11,084	11,280	11,399	11,960	11,574
	30920 Pembuatan basikal dan invalid carriages Industri lain	3,467	3,222	3,464	3,861	3,372	3,237	3,222	3,428	3,554
		13,839	14,129	14,244	14,267	13,910	14,115	14,129	14,688	14,577
310	Pembuatan perabot	73,877	76,839	77,294	75,614	72,124	77,542	76,839	78,959	79,824
	31001 Pembuatan perabot kayu dan rotan Industri lain	55,809	58,845	59,201	56,642	53,543	58,867	58,845	60,777	61,735
		18,068	17,994	18,092	18,971	18,581	18,674	17,994	18,182	18,088
321 (32110 & 32120)	Pembuatan barang kemas, bijouterie dan artikel berkaitan	5,635	5,401	5,577	5,436	5,268	5,284	5,401	5,335	5,278
322, 325 & 329	Pembuatan instrumen muzik, peralatan dan bekalan perubatan dan pergigian dan pembuatan lain f.t.t.l.	24,317	26,303	27,237	25,614	25,402	25,565	26,303	26,627	26,857
	32901 Pembuatan alat tulis Industri lain	6,148	6,332	6,191	6,063	5,975	6,016	6,332	6,137	6,149
		18,169	19,972	21,046	19,551	19,427	19,549	19,972	20,490	20,708
323/ 32300	Pembuatan barangan sukan	2,360	2,667	2,723	2,652	2,564	2,526	2,667	2,614	2,605
324/ 32400	Pembuatan permainan dan mainan	4,826	4,851	5,251	4,882	4,698	4,800	4,851	4,936	5,039
331 & 332	Pembaikan pemasangan produk logam, jentera, kelengkapan dan pemasangan jentera perindustrian dan kelengkapan	39,976	41,456	42,314	41,113	40,018	41,003	41,456	42,865	43,016
	33150 Pembaikan dan penyelenggaraan kelengkapan pengangkutan kecuali motosikal dan basikal Industri lain	7,112	6,594	6,891	6,963	6,648	6,610	6,594	6,667	6,739
		32,864	34,861	35,423	34,151	33,370	34,392	34,861	36,198	36,276
Jumlah Pembuatan		2,199,195	2,259,619	2,335,435	2,233,545	2,215,420	2,231,406	2,259,619	2,287,325	2,297,905

		2021	2022	2021					Group Description/Period
Q3	Q4	(Jan. - Dis.)	(Jan. - Dis.)	Jan.	Feb.	Mar.	Apr.	Mei	
5,999	5,818	5,900	5,818	6,463	6,398	6,353	6,366	6,392	Manufacture of optical instruments, photographic equipment, magnetic and optical media
44,414	44,502	43,287	44,502	41,462	41,486	41,568	40,844	40,743	Manufacture of electric motors, generators, transformers and electricity distribution and control apparatus
18,852	18,608	19,041	18,608	18,932	18,974	19,015	18,482	18,337	Manufacture of electric motors, generators and transformers
25,562	25,894	24,245	25,894	22,530	22,512	22,552	22,362	22,406	Manufacture of electricity distribution and control apparatus
8,849	8,687	8,019	8,687	8,982	8,923	8,964	8,913	9,007	Manufacture of batteries and accumulators
24,275	24,074	24,181	24,074	22,193	21,960	21,783	21,562	21,782	Manufacture of wiring and wiring devices
1,026	926	887	926	878	883	887	871	878	Manufacture of fibre optic cables
21,499	21,825	21,561	21,825	19,886	19,639	19,449	19,235	19,434	Manufacture of other electronic and electric wires and cables
1,750	1,323	1,733	1,323	1,429	1,438	1,447	1,457	1,471	Manufacture of current-carrying and non current-carrying wiring devices for electrical circuits regardless of material
4,043	3,656	3,692	3,656	4,529	4,471	4,415	4,354	4,327	Manufacture of electric lighting equipment
14,968	14,844	15,318	14,844	14,887	14,826	15,462	15,283	15,137	Manufacture of domestic appliances
7,686	7,818	7,583	7,818	7,510	7,488	7,466	7,451	7,441	Manufacture of other electrical equipment
95,616	96,289	92,969	96,289	92,485	93,802	92,497	92,927	92,530	Manufacture of general-purpose and special-purpose machinery
									Manufacture of fluid power equipment
7,475	7,548	7,625	7,548	6,213	6,232	6,250	6,305	6,268	Manufacture of other pumps, compressors, taps and valves
									Manufacture of power-driven hand tools with self-contained electric or non-electric motor or pneumatic drives
22,359	22,093	22,560	22,093	23,589	24,069	23,726	24,041	23,846	Manufacture of metal-forming machinery and machine tools
9,670	10,104	8,760	10,104	9,203	9,267	9,240	9,212	9,096	Manufacture of air-conditioning machines, including for motor vehicles
9,283	9,303	9,574	9,303	9,937	9,913	9,890	10,046	10,069	Manufacture of other special-purpose machinery n.e.c.
46,829	47,242	44,450	47,242	43,542	44,321	43,391	43,323	43,252	Other industry
25,233	25,340	24,246	25,340	23,849	24,062	23,975	23,945	23,891	Manufacture of motor vehicles
7,078	7,336	6,504	7,336	6,610	6,606	6,509	6,642	6,676	Manufacture of bodies (coachwork) for motor vehicles; manufacture of trailers and semi-trailers
54,005	54,158	53,048	54,158	52,479	52,810	52,742	52,895	52,709	Manufacture of parts and accessories for motor vehicles
13,692	13,936	12,847	13,936	13,112	13,153	13,318	12,565	12,629	Building of ships and boats
30,033	29,491	28,749	29,491	29,686	29,734	29,773	28,817	28,650	Manufacture of railway locomotives, rolling stock, air and spacecraft, related machinery, military fighting vehicles and transport equipment n.e.c
11,822	11,782	11,399	11,782	11,329	11,486	11,645	11,202	11,113	Manufacture of motorcycles
3,567	3,464	3,222	3,464	3,846	3,853	3,861	3,504	3,445	Manufacture of bicycles and invalid carriages
14,644	14,244	14,129	14,244	14,511	14,395	14,267	14,111	14,093	Other industry
78,998	77,294	76,839	77,294	75,049	75,267	75,614	76,594	76,376	Manufacture of furniture
60,915	59,201	58,845	59,201	56,054	56,219	56,642	57,602	57,460	Manufacture of wooden and cane furniture
18,083	18,092	17,994	18,092	18,995	19,047	18,971	18,991	18,916	Other industry
5,375	5,577	5,401	5,577	5,770	5,701	5,436	5,406	5,368	Manufacture of jewellery, bijouterie and related articles
27,241	27,237	26,303	27,237	24,996	25,486	25,614	25,717	25,691	Manufacture of musical instruments, medical and dental instruments and supplies and other manufacturing n.e.c.
6,281	6,191	6,332	6,191	6,163	6,047	6,063	6,053	6,026	Manufacture of stationery
20,960	21,046	19,972	21,046	18,833	19,439	19,551	19,664	19,665	Other industry
2,639	2,723	2,667	2,723	2,636	2,644	2,652	2,604	2,601	Manufacture of sports goods
5,439	5,251	4,851	5,251	4,912	4,847	4,882	4,805	4,731	Manufacture of games and toys
41,867	42,314	41,456	42,314	41,454	41,750	41,113	41,056	40,989	Repair of fabricated metal products, machinery and equipment and installation of industrial machinery and equipment
6,625	6,891	6,594	6,891	7,278	7,123	6,963	6,963	6,982	Repair and maintenance of transport equipment except motorcycles and bicycles
35,242	35,423	34,861	35,423	34,177	34,628	34,151	34,093	34,008	Other industry
2,316,961	2,335,435	2,259,619	2,335,435	2,225,697	2,228,415	2,233,545	2,235,004	2,236,459	Total Manufacturing

Kod Kumpulan Group code	Keterangan Kumpulan/Tempoh	2021							
		Jun	Jul.	Ogo.	Sep.	Okt.	Nov.	Dis.	Jan.
267 (26701 & 26702) & 268 (26800)	Pembuatan peralatan optikal, kelengkapan fotografi, media magnetik dan optikal	6,352	6,229	6,310	6,261	6,245	5,881	5,900	5,601
271	Pembuatan motor elektrik, penjana, transformer dan perkakasan pengagihan dan pengawalan elektrik	40,743	40,648	41,650	42,472	42,612	42,531	43,287	43,546
	27101 Pembuatan motor elektrik, penjana dan transformer	18,385	18,476	18,568	18,891	18,853	18,717	19,041	19,281
	27102 Pembuatan perkakasan pengagihan dan penaawalan elektrik	22,358	22,172	23,082	23,582	23,759	23,815	24,245	24,265
272/ 27200	Pembuatan bateri dan akumulator	8,620	8,504	8,992	8,604	8,585	8,093	8,019	8,030
273	Pembuatan pendawaian dan peranti pendawaian	22,241	22,123	22,611	23,044	23,442	23,827	24,181	24,094
	27310 Pembuatan kabel gentian optikal	874	886	883	946	944	860	887	884
	27320 Pembuatan wayar dan kabel elektronik dan elektrik lain	19,631	19,506	19,983	20,353	20,748	21,203	21,561	21,457
	27330 Pembuatan alatan pendawaian pembawa dan bukan pembawa arus untuk litar elektrik (tanpa mengira jenis bahan)	1,736	1,731	1,745	1,745	1,750	1,764	1,733	1,753
274/ 27400	Pembuatan kelengkapan pencahayaan elektrik	4,321	4,237	4,154	4,105	4,067	3,717	3,692	3,705
275/ 27500	Pembuatan perkakasan domestik	15,009	14,792	14,808	14,755	15,033	15,193	15,318	15,393
279/ 27900	Pembuatan kelengkapan elektrik lain	7,335	7,347	7,310	7,381	7,336	7,591	7,583	7,631
281 & 282	Pembuatan jentera kegunaan umum dan kegunaan khas	93,644	91,679	91,687	91,587	91,552	93,169	92,969	93,820
	28120 & 28130 Pembuatan alat-alat kuasa bendalir								
	28130 Pembuatan pam, pemampat, kepala paip dan injap lain	6,121	6,217	6,232	6,262	6,181	7,742	7,625	7,649
	28180 & 28220 Pembuatan alatan tangan yang menggunakan kuasa dilengkapkan dengan motor elektrik atau bukan motor elektrik atau pneumatik	23,781	23,448	23,383	23,311	23,353	22,634	22,560	22,670
	28192 Pembuatan mesin penyaman udara, termasuk untuk kenderaan bermotor	9,077	8,592	8,658	8,696	8,497	8,681	8,760	9,300
	28290 Pembuatan lain-lain mesin bertujuan khas f.t.t.l. Industri lain	9,850	9,859	9,746	9,395	9,478	9,512	9,574	9,728
		44,816	43,563	43,668	43,922	44,043	44,599	44,450	44,473
291 (29101 & 29102)	Pembuatan kenderaan bermotor	23,655	23,434	23,526	23,976	24,115	24,148	24,246	24,294
292/ 29200	Pembuatan kerangka (coachwork) untuk kenderaan bermotor; pembuatan treler dan semi treler	6,563	6,546	6,550	6,572	6,598	6,534	6,504	6,514
293/ 29300	Pembuatan alat ganti dan aksesori untuk kenderaan bermotor	52,493	52,226	51,997	52,484	52,880	52,920	53,048	53,581
301 (30110 & 30120)	Pembinaan kapal dan bot	12,340	12,325	12,356	12,971	13,048	13,103	12,847	13,103
302, 303, 304 & 309	Pembuatan lokomotif keretapi, rolling stock, kapal angkasa dan udara, jentera berkaitan, kenderaan tempur ketenteraan, dan kelengkapan pengangkutan f.t.t.l.	28,366	28,305	28,231	28,632	28,911	28,889	28,749	29,738
	30910 Pembuatan motosikal	11,084	11,045	11,042	11,280	11,521	11,495	11,399	11,680
	30920 Pembuatan basikal dan invalid carriages Industri lain	3,372	3,338	3,262	3,237	3,230	3,231	3,222	3,442
		13,910	13,922	13,927	14,115	14,160	14,163	14,129	14,616
310	Pembuatan perabot	72,124	70,706	70,892	77,542	76,979	77,243	76,839	78,359
	31001 Pembuatan perabot kayu dan rotan Industri lain	53,543	52,111	52,285	58,867	58,517	58,980	58,845	60,314
		18,581	18,594	18,607	18,674	18,462	18,263	17,994	18,045
321 (32110 & 32120)	Pembuatan barang kemas, bijouterie dan artikel berkaitan	5,268	5,338	5,327	5,284	5,319	5,431	5,401	5,507
322, 325 & 329	Pembuatan instrumen muzik, peralatan dan bekalan perubatan dan pergigian dan pembuatan lain f.t.t.l.	25,402	25,395	25,385	25,565	25,737	26,138	26,303	26,385
	32901 Pembuatan alat tulis Industri lain	5,975	5,957	5,929	6,016	6,161	6,285	6,332	6,288
		19,427	19,437	19,456	19,549	19,576	19,854	19,972	20,097
323/ 32300	Pembuatan barangan sukan	2,564	2,562	2,537	2,526	2,548	2,633	2,667	2,692
324/ 32400	Pembuatan permainan dan mainan	4,698	4,699	4,715	4,800	4,818	4,783	4,851	4,853
331 & 332	Pembaikan pemasangan produk logam, jentera, kelengkapan dan pemasangan jentera perindustrian dan kelengkapan	40,018	40,374	40,635	41,003	41,610	41,922	41,456	42,529
	33150 Pembaikan dan penyelenggaraan kelengkapan pengangkutan kecuali motosikal dan basikal Industri lain	6,648	6,618	6,602	6,610	6,570	6,761	6,594	6,754
		33,370	33,756	34,033	34,392	35,040	35,161	34,861	35,775
Jumlah Pembuatan		2,215,420	2,210,084	2,213,715	2,231,406	2,241,048	2,253,574	2,259,619	2,274,146

2022											Group Description/Period
Feb.	Mac	Apr.	Mei	Jun	Jul.	Ogo.	Sep.	Okt.	Nov.	Dis.	
5,674	5,643	5,859	5,822	5,936	5,857	6,021	5,999	5,997	5,740	5,818	Manufacture of optical instruments, photographic equipment, magnetic and optical media
43,361	43,237	42,301	42,223	42,382	43,008	44,102	44,414	44,512	44,336	44,502	Manufacture of electric motors, generators, transformers and electricity distribution and control
19,161	19,128	18,574	18,675	18,606	18,555	18,619	18,852	18,783	18,521	18,608	Manufacture of electric motors, generators and transformers
24,200	24,109	23,727	23,549	23,776	24,453	25,483	25,562	25,728	25,815	25,894	Manufacture of electricity distribution and control apparatus
8,513	8,489	8,388	8,110	8,318	8,198	8,389	8,849	8,955	8,635	8,687	Manufacture of batteries and accumulators
23,788	23,924	24,027	24,295	24,331	23,984	24,548	24,275	24,337	24,749	24,074	Manufacture of wiring and wiring devices
884	937	946	962	966	999	1,016	1,026	1,022	929	926	Manufacture of fibre optic cables
21,151	21,213	21,312	21,591	21,614	21,238	21,781	21,499	21,583	22,072	21,825	Manufacture of other electronic and electric wires and cables
1,753	1,774	1,770	1,742	1,751	1,746	1,750	1,750	1,732	1,748	1,323	Manufacture of current-carrying and non current-carrying wiring devices for electrical circuits regardless of material
3,698	3,642	3,652	3,669	3,790	3,953	3,942	4,043	4,012	3,632	3,656	Manufacture of electric lighting equipment
15,300	15,787	15,574	15,530	15,552	15,266	15,415	14,968	15,273	14,704	14,844	Manufacture of domestic appliances
7,593	7,727	7,697	7,731	7,812	7,847	7,938	7,686	7,725	7,819	7,818	Manufacture of other electrical equipment
95,057	93,591	94,805	94,870	96,289	95,670	95,818	95,616	96,128	96,173	96,289	Manufacture of general-purpose and special-purpose machinery
											Manufacture of fluid power equipment
7,703	7,756	7,678	7,602	7,565	7,582	7,542	7,475	7,522	7,568	7,548	Manufacture of other pumps, compressors, taps and valves
23,030	22,721	22,797	22,805	22,846	22,405	22,395	22,359	22,294	22,175	22,093	Manufacture of power-driven hand tools with self-contained electric or non-electric motor or pneumatic drives
9,415	9,434	9,334	9,328	9,295	9,487	9,593	9,670	9,688	9,905	10,104	Manufacture of metal-forming machinery and machine tools
9,855	9,900	9,955	9,888	9,860	9,850	9,696	9,283	9,326	9,213	9,303	Manufacture of air-conditioning machines, including for motor vehicles
45,054	43,781	45,041	45,247	46,723	46,346	46,591	46,829	47,297	47,312	47,242	Manufacture of other special-purpose machinery
24,524	24,441	24,098	23,870	24,590	25,068	25,180	25,233	25,217	25,233	25,340	Manufacture of motor vehicles
6,757	6,672	6,814	6,796	6,905	6,862	6,937	7,078	7,084	6,998	7,336	Manufacture of bodies (coachwork) for motor vehicles; manufacture of trailers and semi-trailers
53,814	53,903	54,112	54,234	54,279	54,106	53,973	54,005	54,085	54,084	54,158	Manufacture of parts and accessories for motor vehicles
13,066	13,252	13,056	13,129	13,269	13,607	13,669	13,692	14,008	14,044	13,936	Building of ships and boats
29,978	30,075	29,858	29,733	29,704	29,633	29,736	30,033	29,678	29,559	29,491	Manufacture of railway locomotives, rolling stock, air and spacecraft, related machinery, military fighting vehicles and transport equipment n.e.c
11,785	11,960	11,684	11,512	11,574	11,425	11,539	11,822	11,757	11,782	11,782	Manufacture of motorcycles
3,431	3,428	3,458	3,515	3,554	3,562	3,500	3,567	3,562	3,532	3,464	Manufacture of bicycles and invalid carriages
14,763	14,688	14,716	14,705	14,577	14,647	14,696	14,644	14,359	14,245	14,244	Other industry
78,533	78,959	80,154	79,616	79,824	78,338	78,497	78,998	78,762	77,544	77,294	Manufacture of furniture
60,211	60,777	61,922	61,540	61,735	60,345	60,650	60,915	60,637	59,865	59,201	Manufacture of wooden and cane furniture
18,322	18,182	18,232	18,076	18,088	17,993	17,846	18,083	18,124	17,680	18,092	Other industry
5,602	5,335	5,409	5,403	5,278	5,351	5,328	5,375	5,434	5,569	5,577	Manufacture of jewellery, bijouterie and related articles
26,487	26,627	26,676	26,786	26,857	27,270	27,293	27,241	27,119	27,119	27,237	Manufacture of musical instruments, medical and dental instruments and supplies and other manufacturing n.e.c.
6,308	6,137	6,181	6,199	6,149	6,263	6,272	6,281	6,272	6,134	6,191	Manufacture of stationery
20,180	20,490	20,496	20,587	20,708	21,006	21,020	20,960	20,847	20,985	21,046	Other industry
2,606	2,614	2,625	2,640	2,605	2,615	2,637	2,639	2,683	2,649	2,723	Manufacture of sports goods
5,006	4,936	4,833	4,925	5,039	5,317	5,337	5,439	5,432	5,371	5,251	Manufacture of games and toys
42,470	42,865	43,097	43,347	43,016	42,826	42,276	41,867	42,353	42,172	42,314	Repair of fabricated metal products, machinery and equipment and installation of industrial machinery and equipment
6,628	6,667	6,724	6,709	6,739	6,640	6,601	6,625	6,625	6,730	6,891	Repair and maintenance of transport equipment except motorcycles and bicycles
35,842	36,198	36,373	36,638	36,276	36,187	35,675	35,242	35,728	35,441	35,423	Other industry
2,275,927	2,287,325	2,291,471	2,296,686	2,297,905	2,300,906	2,309,353	2,316,961	2,321,179	2,328,070	2,335,435	Total Manufacturing

Jadual **1.5b** : Bilangan Pekerja Bergaji Sektor Pembuatan Mengikut Kumpulan: Perubahan Peratusan Tahunan
 Table : Number of Paid Employees of Manufacturing Sector by Group: Annual Percentage Change

Kod Kumpulan Group code	Keterangan Kumpulan/Tempoh	2020	2021	2022	2021				2022			
					Q1	Q2	Q3	Q4	Q1	Q2	Q3	Q4
101	Pemrosesan dan pengawetan daging	-4.3	1.1	4.9	-0.7	1.2	2.0	1.1	-0.02	0.4	-0.1	4.9
102	Pemrosesan dan pengawetan ikan, krustasea dan moluska	-9.3	2.2	5.3	-1.0	-0.4	-0.1	2.2	-2.3	3.2	3.9	5.3
	10201 Pengetinan ikan, krustasea dan moluska &											
	10202 Pemrosesan dan pengawetan ikan, krustasea dan moluska	-7.0	-0.6	6.4	-0.3	-0.8	-1.4	-0.6	-3.5	0.9	3.0	6.4
	Industri lain	-20.9	19.5	-0.4	-4.9	2.1	7.9	19.5	4.2	17.0	9.2	-0.4
103	Pemrosesan dan pengawetan buah-buahan dan sayur - sayuran	5.5	-9.1	-2.1	-2.5	-7.9	-8.7	-9.1	-9.1	-9.3	-2.1	-2.1
	10303 Pengetinan nanas &											
	10304 Pembuatan jem, marmalad dan sajian jeli	9.8	-50.6	12.4	8.0	6.9	-51.0	-50.6	-57.0	-52.1	-2.9	12.4
	Industri lain	5.0	-4.5	-3.0	-3.6	-9.3	-4.0	-4.5	-3.8	-4.6	-2.1	-3.0
104	Pembuatan minyak dan lemak daripada sayuran dan haiwan	-1.3	2.9	6.0	-1.9	-3.2	-0.3	2.9	3.2	3.1	3.6	6.0
	10404 Pembuatan minyak sayuran mentah dan bertapis &											
	10406 Pembuatan sebatian lemak masakan	-1.8	5.5	5.7	-2.5	3.5	-0.1	5.5	1.8	4.6	5.0	5.7
	10405 Pembuatan minyak kelapa	-1.8	2.9	4.9	2.2	0.8	0.3	2.9	3.5	6.8	7.5	4.9
	Industri lain	-1.3	2.7	6.0	-2.0	-3.7	-0.3	2.7	3.3	2.8	3.4	6.0
105	Pembuatan produk tenusu	-4.2	1.8	1.1	4.8	4.1	3.2	1.8	-5.2	-4.0	-4.9	1.1
	10502 Pembuatan susu pekat, tepung dan sejat	-7.7	3.1	-1.1	3.9	5.2	4.0	3.1	-5.9	-5.4	-7.0	-1.1
	Industri lain	7.1	-1.7	7.3	7.4	0.9	0.9	-1.7	-3.4	-0.2	0.8	7.3
106	Pembuatan produk bijian, kanji dan produk berkanji	1.0	5.1	3.6	-0.9	2.2	5.1	5.1	3.2	2.5	1.8	3.6
	10611 Pengilangan beras	0.7	4.5	9.5	0.9	2.5	8.3	4.5	2.3	2.7	1.6	9.5
	10613 Pengilangan tepung	1.4	5.6	0.7	-1.1	2.1	2.6	5.6	5.0	2.8	2.1	0.7
	Industri lain	0.3	5.2	-9.5	-7.6	1.0	1.0	5.2	-0.9	-0.1	1.8	-9.5
107	Pembuatan produk makanan lain	2.2	6.4	5.6	4.6	4.7	4.5	6.4	4.8	4.0	4.7	5.6
	10711 Pembuatan biskut dan cookies	5.0	18.4	1.0	1.6	-1.1	-2.5	18.4	20.4	21.2	21.9	1.0
	10712 Pembuatan roti, kek dan produk bakeri lain	-4.8	7.5	3.5	-3.8	5.6	6.5	7.5	2.1	-2.3	-1.6	3.5
	10713 Pembuatan produk snek	-2.8	-3.8	5.0	-1.8	-1.1	-3.6	-3.8	-5.1	-3.1	1.2	5.0
	10721 Pembuatan gula	-11.5	-3.2	-1.2	-10.9	-12.1	0.2	-3.2	-2.7	-3.5	-3.8	-1.2
	10731 Pembuatan produk koko	-1.7	-5.1	-0.5	-4.6	-10.8	-12.2	-5.1	-3.8	-1.9	1.8	-0.5
	10732 Pembuatan coklat dan produk coklat &											
	10733 Pembuatan konfeksi gula	-11.8	-8.0	-2.1	-8.2	-5.0	-6.2	-8.0	-8.5	-5.5	-2.1	-2.1
	10793 Pembuatan sos dan bahan perasa	2.7	18.4	15.5	17.3	11.3	11.3	18.4	13.5	17.5	14.6	15.5
	10799 Pembuatan produk makanan lain f.t.t.l.	8.9	7.6	10.7	26.2	19.5	18.5	7.6	14.5	8.1	9.9	10.7
	Industri lain	13.4	5.4	7.3	9.8	5.6	5.3	5.4	2.1	3.1	2.5	7.3
108/ 10800	Pembuatan makanan haiwan tersedia	-4.6	-16.9	4.6	-6.8	-6.1	-16.7	-16.9	-16.4	-12.6	-2.5	4.6
110	Pembuatan minuman ringan	-10.7	1.7	2.6	-10.6	-2.1	0.7	1.7	1.2	3.9	0.7	2.6
	11041 Pembuatan minuman ringan	-9.2	0.0	3.1	-12.9	-2.7	-2.8	0.0	2.3	3.6	4.0	3.1
	11042 Pengeluaran air mineral semulajadi dan minuman lain yang dibotolkan	-11.6	-3.6	-1.8	-8.6	-6.3	-4.1	-3.6	-5.4	0.5	-4.2	-1.8
	Industri lain	-18.8	34.0	10.6	0.9	17.6	45.2	34.0	11.4	15.1	-6.4	10.6
120/ 12000	Pembuatan produk tembakau	-27.4	3.3	2.8	-12.8	17.6	11.1	3.3	0.1	1.7	0.2	2.8
131	Pemintalan, penenunan dan penyiapan tekstil	-7.4	-0.4	-1.8	-7.4	-6.7	-2.8	-0.4	-1.8	-1.9	-0.7	-1.8
	13110 Penyediaan dan pemintalan gentian tekstil &											
	13120 Penenunan tekstil	-2.7	-5.8	-3.6	-4.2	-5.1	-6.6	-5.8	-7.5	-8.7	-5.6	-3.6
	13132 Pewarnaan, pelunturan, percetakan dan penyiapan akhir benang dan fabrik	-16.9	26.6	3.2	-14.6	-6.9	16.0	26.6	22.8	22.1	15.3	3.2
	Industri lain	-23.4	-37.5	-5.0	-16.1	-27.3	-26.6	-37.5	-30.2	-16.7	-16.3	-5.0
139	Pembuatan tekstil lain	-4.1	8.2	2.5	-1.7	1.4	3.6	8.2	3.2	6.3	4.9	2.5
	13910 Pembuatan fabrik dikait dan dikrusye	-5.6	10.9	-1.9	-3.4	3.4	5.4	10.9	8.4	6.6	4.2	-1.9
	Industri lain	-3.1	6.5	5.6	-0.6	0.1	2.4	6.5	-0.2	6.0	5.4	5.6
141	Pembuatan pakaian, kecuali pakaian berbulu	-21.5	1.9	2.6	-23.2	-19.0	-8.9	1.9	2.8	6.4	5.8	2.6
	14102 Pembuatan pakaian	-26.1	3.2	2.9	-27.6	-21.5	-8.0	3.2	3.1	5.6	4.8	2.9
	Industri lain	-7.0	-1.3	1.9	-9.3	-11.5	-11.3	-1.3	2.1	8.6	8.7	1.9
142 & 143	Pembuatan artikel daripada kulit bulu dan pakaian yang dikait dan dikrusye	-23.7	-19.1	2.6	-30.8	-12.2	-20.1	-19.1	-12.1	-10.6	4.9	2.6
151 (15110 & 15120)	Penyamakan dan pembersihan kulit, pembuatan begasi, beg tangan, pelana dan abah-abah pembersihan dan pewarnaan bulu	0.04	7.7	-4.4	0.4	2.7	7.4	7.7	5.8	2.6	-1.5	-4.4
152	Pembuatan kasut	-5.0	0.3	8.8	-5.0	-5.5	-0.9	0.3	0.9	8.3	9.3	8.8
	15201 Pembuatan kasut kulit &											
	15203 Pembuatan kasut getah	-6.7	-2.0	10.3	-7.6	-5.9	-4.2	-2.0	0.4	9.2	13.0	10.3
	Industri lain	-2.9	3.2	6.9	-1.6	-5.1	3.0	3.2	1.4	7.1	5.1	6.9
161/ 16100	Pengilangan dan pengetaman kayu	-6.4	4.2	-1.9	-6.6	-5.9	2.9	4.2	3.6	10.4	0.6	-1.9

2021		2022		2021							Group Description/Period
(Jan. - Dis.)	(Jan. - Dis.)	Jan.	Feb.	Mar.	Apr.	May	Jun	Jul.	Aug.	Sep.	
1.1	4.9	2.2	0.1	-0.7	-0.2	0.5	1.2	1.4	0.8	2.0	Processing and preserving of meat
2.2	5.3	0.4	-1.4	-1.0	5.5	3.6	-0.4	-0.4	-1.1	-0.1	Processing and preserving of fish, crustaceans and molluscs
											<i>Canning of fish, crustaceans and molluscs</i>
-0.6	6.4	2.0	-0.2	-0.3	4.2	2.5	-0.8	-1.1	-1.7	-1.4	<i>Processing, curing and preserving of fish, crustacean and molluscs</i>
19.5	-0.4	-7.8	-7.7	-4.9	13.9	10.4	2.1	3.5	3.0	7.9	<i>Other industry</i>
-9.1	-2.1	-4.5	-4.4	-2.5	-14.5	-8.0	-7.9	-1.0	-9.8	-8.7	Processing and preserving of fruits and vegetable
											<i>Pineapple canning</i>
-50.6	12.4	6.2	7.5	8.0	9.1	7.2	6.9	-3.2	-49.5	-51.0	<i>Manufacture of jams, marmalades and table jellies</i>
-4.5	-3.0	-5.6	-5.6	-3.6	-16.5	-9.4	-9.3	-0.8	-5.7	-4.0	<i>Other industry</i>
2.9	6.0	-3.9	-3.7	-1.9	-2.9	-2.2	-3.2	-1.6	-1.9	-0.3	Manufacture of vegetable and animal oils and fats
											<i>Manufacture of crude and refined vegetable oil</i>
5.5	5.7	-8.2	-3.8	-2.5	5.6	10.4	3.5	0.8	1.1	-0.1	<i>Manufacture of compound cooking fats</i>
2.89	4.9	-2.4	2.2	2.2	1.4	1.1	0.8	0.0	0.2	0.3	<i>Manufacture of coconut oil</i>
2.7	6.0	-3.7	-3.9	-2.0	-3.5	-2.9	-3.7	-1.8	-2.1	-0.3	<i>Other industry</i>
1.8	1.1	-2.5	-0.5	4.8	5.3	4.0	4.1	3.6	3.2	3.2	Manufacture of dairy products
3.1	-1.1	-2.9	-2.1	3.9	6.2	4.8	5.2	4.5	4.3	4.0	<i>Manufacture of condensed, powdered and evaporated milk</i>
-1.7	7.3	-1.1	4.6	7.4	2.8	2.1	0.9	0.9	0.2	0.9	<i>Other industry</i>
5.1	3.6	-0.3	-0.3	-0.9	-1.1	0.7	2.2	2.1	3.6	5.1	Manufacture of grain mill products, starches and starch products
4.5	9.5	1.5	1.3	0.9	-0.4	2.1	2.5	2.0	6.0	8.3	<i>Rice milling</i>
5.6	0.7	-1.5	-0.8	-1.1	0.6	1.9	2.1	2.1	2.2	2.6	<i>Flour milling</i>
5.2	-9.5	-3.5	-5.3	-7.6	-10.6	-10.1	1.0	2.5	-2.1	1.0	<i>Other industry</i>
6.4	5.6	3.6	4.5	4.6	6.0	5.2	4.7	4.5	4.7	4.5	Manufacture of other food products
18.4	1.0	0.8	1.7	1.6	-0.01	-0.6	-1.1	-4.2	-4.1	-2.5	<i>Manufacture of biscuits and cookies</i>
7.5	3.5	-5.6	-3.9	-3.8	1.4	2.8	5.6	5.2	7.0	6.5	<i>Manufacture of bread, cakes and other bakery products</i>
-3.8	5.0	-1.8	-1.4	-1.8	-2.5	-2.8	-1.1	-2.9	-3.0	-3.6	<i>Manufacture of snack products</i>
-3.2	-1.2	-12.3	-11.3	-10.9	-11.3	-11.9	-12.1	-0.6	0.3	0.2	<i>Manufacture of sugar</i>
-5.1	-0.5	-4.5	-3.3	-4.6	-4.5	-6.0	-10.8	-10.7	-11.6	-12.2	<i>Manufacture of cocoa products</i>
											<i>Manufacture of chocolate and chocolate products</i>
-8.0	-2.1	-6.9	-9.1	-8.2	-6.6	-4.0	-5.0	-4.9	-5.0	-6.2	<i>Manufacture of sugar confectionery</i>
18.4	15.5	20.6	18.3	17.3	16.3	14.8	11.3	10.8	11.4	11.3	<i>Manufacture of sauces and condiments</i>
7.6	10.7	20.7	25.1	26.2	27.1	25.5	19.5	19.3	16.4	18.5	<i>Manufacture of other food products n.e.c.</i>
5.4	7.3	9.5	10.2	9.8	10.4	6.6	5.6	6.5	6.5	5.3	<i>Other industry</i>
-16.9	4.6	-8.5	-8.2	-6.8	-3.0	-4.0	-6.1	-4.8	-16.5	-16.7	Manufacture of prepared animal feeds
1.7	2.6	-11.5	-11.4	-10.6	-2.5	-1.5	-2.1	-3.6	-1.0	0.7	Manufacture of beverages
0.0	3.1	-13.4	-13.9	-12.9	-3.0	-4.0	-2.7	-4.9	-4.9	-2.8	<i>Manufacture of soft drinks</i>
-3.6	-1.8	-9.5	-9.3	-8.6	-3.1	-2.7	-6.3	-5.1	-5.1	-4.1	<i>Production of natural mineral waters and other bottled waters</i>
34.0	10.6	-3.5	1.0	0.9	2.1	23.9	17.6	12.3	43.7	45.2	<i>Other industry</i>
3.3	2.8	-22.4	-11.5	-12.8	19.4	18.0	17.6	14.7	10.4	11.1	Manufacture of tobacco products
-0.4	-1.76	-10.9	-9.1	-7.4	-1.6	-2.4	-6.7	-5.4	-3.8	-2.8	Spinning, weaving and finishing of textiles
											<i>Preparation and spinning of textile fibres</i>
-5.8	-3.6	-7.6	-5.4	-4.2	-2.3	-3.4	-5.1	-5.5	-6.6	-6.6	<i>Weaving of textiles</i>
26.6	3.2	-20.4	-18.3	-14.6	-13.5	-8.4	-6.9	3.6	7.9	16.0	<i>Dyeing, bleaching, printing and finishing of yarns and fabrics</i>
-37.5	-5.0	-12.0	-14.8	-16.1	284.6	72.1	-27.3	-41.0	-14.2	-26.6	<i>Other industry</i>
8.2	2.5	-4.4	-6.1	-1.7	3.6	3.0	1.4	2.3	1.3	3.6	Manufacture of other textiles
10.9	-1.9	-1.7	-3.0	-3.4	2.0	2.0	3.4	3.8	1.9	5.4	<i>Manufacture of knitted and crocheted fabrics</i>
6.5	5.6	-6.1	-8.0	-0.6	4.7	3.6	0.1	1.4	0.9	2.4	<i>Other industry</i>
1.9	2.6	-23.9	-23.4	-23.2	-16.3	-16.5	-19.0	-14.1	-6.3	-8.9	Manufacture of wearing apparel, except fur
3.2	2.9	-28.5	-27.7	-27.6	-21.6	-21.2	-21.5	-15.8	-5.3	-8.0	<i>Manufacture of clothings</i>
-1.3	1.9	-9.7	-9.9	-9.3	0.9	-1.3	-11.5	-9.2	-8.9	-11.3	<i>Other industry</i>
-19.1	2.6	-28.1	-29.2	-30.8	-13.8	-13.0	-12.2	-4.9	-20.5	-20.1	Manufacture of articles of fur, knitted and crocheted apparel
											<i>Tanning and dressing of leather; manufacture of luggage, handbags, saddlery and harness; dressing and dyeing of fur</i>
7.7	-4.4	-0.4	0.5	0.4	4.0	6.1	2.7	0.1	4.4	7.4	
0.3	8.8	-4.5	-6.0	-5.0	0.4	-1.6	-5.5	-3.6	-2.5	-0.9	Manufacture of footwear
											<i>Manufacture of leather footwear</i>
-2.0	10.3	-5.2	-10.1	-7.6	4.0	-0.2	-5.9	-4.3	-3.4	-4.2	<i>Manufacture of rubber footwear</i>
3.2	6.9	-3.7	-0.3	-1.6	-3.8	-3.4	-5.1	-2.7	-1.5	3.0	<i>Other industry</i>
4.2	-1.9	-10.2	-9.8	-6.6	12.5	4.2	-5.9	-1.1	1.2	2.9	Sawmilling and planing of wood

Kod Kumpulan Group code	Keterangan Kumpulan/Tempoh	Okt.	Nov.	Dis.	Jan.	Feb.	Mac
101	Pemprosesan dan pengawetan daging	2.5	1.9	1.1	1.3	1.4	0.0
102	Pemprosesan dan pengawetan ikan, krustasea dan moluska	-0.1	0.5	2.2	-0.3	-2.2	-2.3
10201	Pengetinan ikan, krustasea dan moluska						
&							
10202	Pemprosesan dan pengawetan ikan, krustasea dan moluska	-1.6	-1.9	-0.6	-1.0	-3.2	-3.5
	Industri lain	9.3	15.0	19.5	3.3	3.3	4.2
103	Pemprosesan dan pengawetan buah-buahan dan sayur - sayuran	-10.3	-10.5	-9.1	-8.4	-8.1	-9.1
10303	Pengetinan nanas						
&							
10304	Pembuatan jem, marmalad dan sajian jeli	-50.9	-51.5	-50.6	-54.2	-54.2	-57.0
	Industri lain	-5.8	-6.0	-4.5	-3.4	-3.0	-3.8
104	Pembuatan minyak dan lemak daripada sayuran dan haiwan	0.4	2.0	2.9	2.7	3.3	3.2
10404	Pembuatan minyak sayuran mentah dan bertapis						
&							
10406	Pembuatan sebatian lemak masakan	0.1	5.3	5.5	5.1	5.4	1.8
10405	Pembuatan minyak kelapa	0.0	2.9	2.9	3.2	3.0	3.5
	Industri lain	0.4	1.8	2.7	2.5	3.2	3.3
105	Pembuatan produk tenusu	1.7	1.4	1.8	-4.0	-5.0	-5.2
10502	Pembuatan susu pekat, tepung dan sejat	2.5	2.4	3.1	-5.0	-5.8	-5.9
	Industri lain	-0.3	-1.5	-1.7	-0.8	-2.8	-3.4
106	Pembuatan produk bijian, kanji dan produk berkanji	5.5	4.2	5.1	2.6	3.3	3.2
10611	Pengilangan beras	9.4	5.0	4.5	0.4	2.1	2.3
10613	Pengilangan tepung	2.2	4.6	5.6	6.1	5.6	5.0
	Industri lain	2.2	-0.7	5.2	-2.0	-1.1	-0.9
107	Pembuatan produk makanan lain	5.9	6.9	6.4	4.5	4.1	4.8
10711	Pembuatan biskut dan cookies	0.7	18.7	18.4	19.3	20.0	20.4
10712	Pembuatan roti, kek dan produk bakeri lain	7.1	7.5	7.5	6.7	2.7	2.1
10713	Pembuatan produk snek	-4.2	-4.3	-3.8	-6.4	-5.9	-5.1
10721	Pembuatan gula	-2.7	-4.6	-3.2	-2.9	-2.6	-2.7
10731	Pembuatan produk koko	-9.1	-5.8	-5.1	-4.5	-3.5	-3.8
10732	Pembuatan coklat dan produk coklat						
&							
10733	Pembuatan konfeksi gula	-2.6	-8.5	-8.0	-10.6	-10.0	-8.5
10793	Pembuatan sos dan bahan perasa	11.5	16.9	18.4	6.8	11.1	13.5
10799	Pembuatan produk makanan lain f.t.t.l.	20.0	12.8	7.6	7.8	7.9	14.5
	Industri lain	6.8	6.0	5.4	3.3	3.4	2.1
108/ 10800	Pembuatan makanan haiwan tersedia	-13.3	-15.7	-16.9	-15.4	-16.1	-16.4
110	Pembuatan minuman ringan	1.6	1.9	1.7	0.8	1.3	1.2
11041	Pembuatan minuman ringan	-0.4	-0.1	0.0	0.3	2.2	2.3
11042	Pengeluaran air mineral semulajadi dan minuman lain yang dibotolkan	-5.2	-4.5	-3.6	-4.2	-6.6	-5.4
	Industri lain	41.1	42.8	34.0	17.9	16.8	11.4
120/ 12000	Pembuatan produk tembakau	7.5	1.2	3.3	3.6	0.2	0.1
131	Pemintalan, penenunan dan penyiapan tekstil	-2.3	-3.3	-0.4	-0.9	-2.1	-1.8
13110	Penyediaan dan pemintalan gentian tekstil						
&							
13120	Penenunan tekstil	-7.2	-6.5	-5.8	-6.9	-7.4	-7.5
13132	Pewarnaan, pelunturan, percetakan dan penyiapan akhir benang dan fabrik	21.4	17.5	26.6	27.6	22.0	22.8
	Industri lain	-29.2	-42.0	-37.5	-32.4	-29.9	-30.2
139	Pembuatan tekstil lain	4.9	8.1	8.2	3.4	3.9	3.2
13910	Pembuatan fabrik dikait dan dikrusye	7.3	9.8	10.9	8.3	8.5	8.4
	Industri lain	3.4	6.9	6.5	0.3	0.9	-0.2
141	Pembuatan pakaian, kecuali pakaian berbulu	-7.2	1.3	1.9	2.3	2.7	2.8
14102	Pembuatan pakaian	-6.3	2.5	3.2	2.5	2.9	3.1
	Industri lain	-9.6	-1.9	-1.3	1.8	2.2	2.1
142 & 143	Pembuatan artikel daripada kulit bulu dan pakaian yang dikait dan dikrusye	-22.9	-19.1	-19.1	-13.2	-14.7	-12.1
151 (15110 & 15120)	Penyamakan dan pembersihan kulit, pembuatan begasi, beg tangan, pelana dan abah-abah pembersihan dan pewarnaan bulu	9.9	9.6	7.7	7.1	6.1	5.8
152	Pembuatan kasut	0.4	0.0	0.3	1.1	2.2	0.9
15201	Pembuatan kasut kulit						
&							
15203	Pembuatan kasut getah	-2.0	-1.5	-2.0	0.8	1.2	0.4
	Industri lain	3.5	1.9	3.2	1.6	3.5	1.4
161/ 16100	Pengilangan dan pengetaman kayu	3.0	3.5	4.2	4.4	3.8	3.6

2022									Group Description/Period
Apr.	Mei	Jun	Jul.	Ogo.	Sep.	Okt.	Nov.	Dis.	
-0.1	0.4	0.4	-0.8	0.3	-0.1	2.7	4.0	4.9	Processing and preserving of meat
-0.1	0.8	3.2	3.9	4.8	3.9	4.9	5.8	5.3	Processing and preserving of fish, crustaceans and molluscs Canning of fish, crustaceans and molluscs
-1.0	-0.4	0.9	2.3	3.3	3.0	4.4	6.3	6.4	Processing, curing and preserving of fish, crustacean and molluscs
5.1	7.8	17.0	12.8	13.4	9.2	7.3	3.4	-0.4	Other industry
-10.1	-9.1	-9.3	-8.7	-3.8	-2.1	-0.5	-0.2	-2.1	Processing and preserving of fruits and vegetable Pineapple canning
-53.7	-54.1	-52.1	-52.0	-4.9	-2.9	-3.4	-1.8	12.4	Manufacture of jams, marmalades and table jellies
-5.3	-4.2	-4.6	-4.1	-3.7	-2.1	-0.3	-0.2	-3.0	Other industry
3.0	2.7	3.1	3.2	3.7	3.6	5.9	5.9	6.0	Manufacture of vegetable and animal oils and fats Manufacture of crude and refined vegetable oil
2.7	3.5	4.6	5.4	4.6	5.0	4.9	6.1	5.7	Manufacture of compound cooking fats
6.4	6.8	6.8	8.0	7.0	7.5	7.5	4.5	4.9	Manufacture of coconut oil
2.9	2.6	2.8	3.0	3.5	3.4	5.9	6.0	6.0	Other industry
-5.7	-5.0	-4.0	-3.9	-5.1	-4.9	-0.03	0.8	1.1	Manufacture of dairy products Manufacture of condensed, powdered and evaporated milk
-6.1	-5.8	-5.4	-5.6	-7.2	-7.0	-2.5	-1.2	-1.1	Other industry
-4.3	-2.9	-0.2	1.0	1.1	0.8	6.8	6.5	7.3	Manufacture of grain mill products, starches and starch products
4.0	2.3	2.5	2.8	2.1	1.8	1.6	3.7	3.6	Rice milling
4.1	2.6	2.7	3.2	1.5	1.6	2.0	7.5	9.5	Flour milling
4.8	2.4	2.8	3.3	2.9	2.1	2.0	2.3	0.7	Other industry
0.1	-0.3	-0.1	-1.9	1.0	1.8	-2.1	-7.6	-9.5	Manufacture of other food products Manufacture of biscuits and cookies
3.8	4.4	4.0	3.9	4.6	4.7	5.4	4.5	5.6	Manufacture of bread, cakes and other bakery products
19.0	19.7	21.2	23.2	23.4	21.9	17.7	0.7	1.0	Manufacture of snack products
1.7	1.9	-2.3	-1.8	-1.5	-1.6	1.7	2.1	3.5	Manufacture of sugar
-4.1	-4.0	-3.1	-2.2	-2.4	1.2	3.2	3.0	5.0	Manufacture of cocoa products
-3.5	-2.5	-3.5	-3.3	-3.2	-3.8	-1.4	-1.5	-1.2	Manufacture of chocolate and chocolate products
-2.6	-1.1	-1.9	-1.3	1.1	1.8	1.4	-0.6	-0.5	Manufacture of sugar confectionery
-8.9	-8.8	-5.5	-4.4	-2.8	-2.1	-2.5	-2.0	-2.1	Manufacture of sauces and condiments
12.1	16.0	17.5	16.7	16.6	14.6	14.4	15.3	15.5	Manufacture of other food products n.e.c.
8.6	9.2	8.1	7.5	9.8	9.9	11.0	10.4	10.7	Other industry
1.9	2.2	3.1	1.7	2.4	2.5	2.5	5.2	7.3	Manufacture of prepared animal feeds
-13.6	-12.8	-12.6	-14.4	-2.3	-2.5	-0.01	3.1	4.6	Manufacture of beverages Manufacture of soft drinks
3.2	3.4	3.9	3.7	0.8	0.7	2.2	1.9	2.6	Production of natural mineral waters and other bottled waters
4.2	4.8	3.6	5.1	4.3	4.0	3.9	3.0	3.1	Other industry
-4.2	-3.8	0.5	-3.7	-4.3	-4.2	-0.2	-1.9	-1.8	Manufacture of tobacco products
17.1	13.7	15.1	14.7	-6.7	-6.4	-1.8	4.2	10.6	Spinning, weaving and finishing of textiles Preparation and spinning of textile fibres
1.1	0.7	1.7	4.6	4.5	0.2	0.4	0.9	2.8	Weaving of textiles
-3.0	-3.5	-1.9	-1.2	-2.0	-0.7	-1.1	-0.04	-1.8	Dyeing, bleaching, printing and finishing of yarns and fabrics
-8.7	-9.3	-8.7	-8.0	-6.1	-5.6	-4.4	-2.9	-3.6	Other industry
21.3	21.9	22.1	18.9	15.2	15.3	9.5	8.5	3.2	Manufacture of other textiles Manufacture of knitted and crocheted fabrics
-31.2	-32.6	-16.7	2.3	-29.6	-16.3	-16.5	-5.6	-5.0	Other industry
3.8	3.8	6.3	5.7	5.8	4.9	4.5	3.1	2.5	Manufacture of wearing apparel, except fur Manufacture of clothings
7.3	6.5	6.6	6.1	6.3	4.2	1.2	-0.3	-1.9	Other industry
1.4	2.1	6.0	5.4	5.5	5.4	6.8	5.5	5.6	Manufacture of articles of fur, knitted and crocheted apparel
2.5	2.0	6.4	6.0	4.2	5.8	5.2	2.5	2.6	Tanning and dressing of leather; manufacture of luggage, handbags, saddlery and harness; dressing and dyeing of fur
2.5	1.8	5.6	4.9	2.8	4.8	4.5	2.1	2.9	Manufacture of footwear Manufacture of leather footwear
2.5	2.6	8.6	8.9	8.0	8.7	7.1	3.5	1.9	Manufacture of rubber footwear
-10.9	-10.5	-10.6	-10.3	4.5	4.9	5.0	5.1	2.6	Other industry
4.5	2.9	2.6	3.4	1.1	-1.5	-4.3	-5.4	-4.4	Sawmilling and planing of wood
1.1	2.9	8.3	8.7	10.3	9.3	8.5	8.7	8.8	
-1.0	0.1	9.2	9.4	11.3	13.0	11.3	10.6	10.3	
3.9	6.4	7.1	8.0	9.1	5.1	5.2	6.3	6.9	
2.8	3.3	10.4	3.5	2.2	0.6	0.3	0.2	-1.9	

Kod Kumpulan Group code	Keterangan Kumpulan/Tempoh	2020	2021	2022	2021				2022			
					Q1	Q2	Q3	Q4	Q1	Q2	Q3	Q4
					162	Pembuatan produk daripada kayu, gabus, jerami dan bahan jalinan lain	-8.4	2.0	1.6	-8.7	-2.6	-0.4
16211	Pembuatan kepingan venier dan papan lapis	-13.3	1.0	1.7	-15.6	-6.4	-1.2	1.0	1.2	2.3	-1.2	1.7
16212	Pembuatan papan partikel dan papan gentian	-12.8	-2.7	-4.9	-8.6	-7.6	-8.8	-2.7	-1.5	5.3	5.0	-4.9
16221	Pertukangan kayu untuk jurubina	4.7	-0.1	-3.4	8.7	7.1	5.3	-0.1	-13.6	-14.0	-15.7	-3.4
	Industri lain	1.1	10.3	9.3	1.6	4.1	2.1	10.3	15.0	14.4	17.4	9.3
170	Pembuatan kertas dan produk kertas	-4.8	3.5	4.3	-3.1	2.7	2.9	3.5	3.0	4.4	5.1	4.3
17010	Pembuatan pulpa, kertas dan kertas tebal	2.9	7.3	5.3	2.7	1.8	1.2	7.3	4.9	8.6	8.8	5.3
17020	Pembuatan kertas gelugur dan kertas tebal dan bekas daripada kertas dan kertas tebal	-6.1	1.5	6.9	-3.8	5.0	2.5	1.5	2.1	2.3	5.6	6.9
17091	Pembuatan sampul surat dan kad surat	-9.5	-5.9	-0.3	-6.2	2.7	0.1	-5.9	-7.8	-4.0	-0.7	-0.3
17092	Pembuatan kertas kegunaan rumah dan pembersih peribadi	-5.6	6.0	-1.4	-7.1	1.0	1.5	6.0	4.3	3.2	4.9	-1.4
17093	Pembuatan kertas bergam atau pelekat yang berjalur atau bergulung dan label dan kertas dinding	-8.5	7.3	4.0	-1.6	1.9	11.6	7.3	4.4	9.8	0.9	4.0
	Industri lain	-2.6	-0.03	6.0	-1.4	-1.0	0.2	-0.03	3.1	4.9	5.9	6.0
181 & 182	Percetakan, aktiviti perkhidmatan berkaitan percetakan dan penerbitan semula media rakaman	-1.6	3.7	4.0	-1.2	-0.4	-1.9	3.7	3.1	4.5	4.7	4.0
18110	Percetakan	-2.9	4.6	4.7	-1.9	0.3	-1.3	4.6	4.0	5.8	6.2	4.7
18120	Aktiviti perkhidmatan berkaitan percetakan &	4.6	0.1	0.9	1.8	-3.2	-4.6	0.1	-0.6	-1.0	-1.2	0.9
18200	Penerbitan semula media rakaman											
192 (19201 & 19202)	Pembuatan produk petroleum bertapis	-7.2	2.8	4.2	-4.5	5.7	5.1	2.8	3.0	2.7	2.9	4.2
201	Pembuatan kimia asas, baja dan sebatian nitrogen, plastik dan getah sintetik dalam bentuk primer	-7.3	-7.8	1.8	-10.5	-1.4	-3.4	-7.8	-3.5	-1.8	-2.4	1.8
20111	Pembuatan gas perindustrian atau perubatan bukan organik dalam bentuk cecair atau mampat	-7.2	-18.3	5.6	-3.1	12.2	11.8	-18.3	-22.8	-21.3	-23.0	5.6
20112	Pembuatan kimia organik asas &	-1.8	8.8	8.5	-2.1	2.6	1.8	8.8	10.1	11.7	12.3	8.5
20113	Pembuatan sebatian bukan organik											
20121	Pembuatan baja &	-5.2	-17.1	-16.2	-1.4	-1.3	-2.6	-17.1	-16.0	-15.8	-17.2	-16.2
20129	Pembuatan produk campuran nitrogen											
20131	Pembuatan plastik dalam bentuk primer	-15.5	-18.9	1.2	-30.8	-13.4	-18.3	-18.9	-2.6	-2.4	-2.6	1.2
	Industri lain	-1.9	14.2	13.0	8.1	3.5	2.9	14.2	14.2	27.2	23.5	13.0
202 & 203	Pembuatan produk kimia lain dan serat buatan manusia	-5.1	8.3	4.3	2.4	6.0	3.4	8.3	3.6	3.8	4.1	4.3
20210	Pembuatan racun perosak dan produk agrokimia lain	-0.7	18.0	-0.3	14.8	12.8	10.7	18.0	1.3	1.5	0.5	-0.3
20221	Pembuatan cat, varnis dan penyadur dan mastik	-14.6	-6.2	-0.3	3.4	-2.1	-2.9	-6.2	-7.1	-7.9	-6.5	-0.3
20222	Pembuatan dakwat cetak	-3.2	24.4	15.2	20.9	22.1	21.6	24.4	18.6	15.4	15.7	15.2
20231	Pembuatan sabun dan bahan pencuci, penyediaan &	-1.5	0.1	5.7	0.4	5.1	-0.8	0.1	-2.0	-2.0	1.1	5.7
20232	Pembuatan pewangi dan penyediaan dandanan diri											
20291	Pembuatan plat fotografi, filem, sensitized paper dan &											
20292	other sensitized unexposed materials &	-4.2	26.7	3.3	-3.5	7.4	7.9	26.7	17.6	18.5	13.7	3.3
20299	Pembuatan dakwat menulis dan melukis &											
	Pembuatan produk kimia lain t.t.t.l.	5.6	-11.5	-11.4	-2.2	0.3	0.3	-11.5	-5.9	-8.2	-7.2	-11.4
	Industri lain											
210	Pembuatan produk farmaseutikal, kimia perubatan dan botani	9.5	7.5	8.9	11.6	11.6	11.8	7.5	5.9	6.6	8.6	8.9
21001	Pembuatan bahan aktif ubat-ubatan untuk digunakan oleh bidang farmakologi dalam pembuatan ubat-ubatan	10.3	8.5	7.0	11.6	10.8	9.8	8.5	5.8	5.8	8.7	7.0
	Industri lain	7.6	4.9	13.8	11.6	13.6	16.6	4.9	6.1	8.5	8.3	13.8
221	Pembuatan produk getah	3.2	0.7	-0.2	3.9	6.2	3.5	0.7	1.7	-0.5	0.2	-0.2
22111	Pembuatan tayar getah untuk kenderaan	-10.1	-3.7	-6.1	-11.8	1.0	-10.1	-3.7	-0.5	-4.3	-5.1	-6.1
22112	Pembuatan bunga tayar yang boleh ditukar ganti dan tayar celup	5.3	2.9	3.6	-3.5	-15.3	-6.4	2.9	1.0	2.6	4.1	3.6
22191	Pembuatan produk lain daripada getah asli atau sintetik, &	3.8	-6.7	5.8	2.3	-0.7	-5.0	-6.7	-7.1	-5.5	0.4	5.8
22193	tidak divulkan, divulkan atau dikeraskan											
22192	Pengilangan semula getah dan prosesan susu getah	2.7	0.1	-1.1	3.7	7.7	7.5	0.1	2.7	0.8	-0.6	-1.1
22199	Pembuatan sarung tangan getah	7.5	7.3	-0.4	10.3	10.5	4.6	7.3	5.4	0.1	2.8	-0.4
	Pembuatan tandas daripada plastik											
	Pembuatan pelbagai produk plastik t.t.t.l.											
222	Pembuatan produk plastik	3.6	-0.2	3.3	3.9	1.3	-1.7	-0.2	0.1	1.0	4.3	3.3
22201	Pembuatan produk plastik separa siap &	2.9	-5.2	11.4	5.0	4.0	-3.3	-5.2	2.0	5.6	8.8	11.4
22202	Pembuatan produk plastik siap											
22203	Pembuatan artikel plastik untuk pembungkusan	5.9	4.0	4.0	5.6	1.6	-0.4	4.0	3.7	3.5	6.8	4.0
22204	Pembuatan barangan plastik jurubina	-7.2	0.2	9.3	-3.0	-0.7	0.004	0.2	4.1	7.0	7.9	9.3
22205	Pembuatan pinggan mangkuk, peralatan dapur dan barangan tandas daripada plastik	7.9	0.7	9.4	10.2	3.8	0.4	0.7	13.2	17.9	20.8	9.4
22209	Pembuatan pelbagai produk plastik t.t.t.l.	2.0	-0.9	-4.1	1.1	-1.1	-2.3	-0.9	-7.4	-8.3	-4.9	-4.1
231 (23101 & 23102 & 23109)	Pembuatan kaca dan produk kaca	-4.4	5.5	11.3	-0.5	0.1	-1.5	5.5	4.1	12.6	17.6	11.3

2021		2022		2021									Group Description/Period
(Jan. - Dis.)	(Jan. - Dis.)	Jan.	Feb.	Mar.	Apr.	Mei	Jun	Jul.	Ogo.	Sep.			
2.0	1.6	-9.2	-9.7	-8.7	-2.2	0.1	-2.6	-1.4	-0.8	-0.4		Manufacture of products of wood, cork, straw and plaiting materials	
1.0	1.7	-14.3	-16.0	-15.6	-7.1	-3.1	-6.4	-3.7	-2.3	-1.2		Manufacture of veneer sheets and plywood	
-2.7	-4.9	-12.5	-9.4	-8.6	-7.2	-4.7	-7.6	-7.4	-7.5	-8.8		Manufacture of particle board and fibreboard	
-0.1	-3.4	0.6	3.3	8.7	9.5	8.9	7.1	4.6	4.8	5.3		Manufacture of builders' carpentry	
10.3	9.3	2.8	1.4	1.6	8.0	5.9	4.1	4.4	2.8	2.1		Other industry	
3.5	4.3	-4.7	-4.0	-3.1	5.0	4.5	2.7	2.1	2.2	2.9		Manufacture of paper and paper products	
7.3	5.3	-0.5	-3.7	2.7	7.2	3.3	1.8	0.8	0.5	1.2		Manufacture of pulp, paper and paperboard	
1.5	6.9	-2.9	-4.0	-3.8	5.4	6.2	5.0	0.5	1.8	2.5		Manufacture of corrugated paper and paperboard and of containers of paper and paperboard	
-5.9	-0.3	-4.0	-4.3	-6.2	3.2	0.9	2.7	6.6	5.0	0.1		Manufacture of envelopes and letter-card	
6.0	-1.4	-11.4	-6.9	-7.1	0.7	1.8	1.0	1.2	0.4	1.5		Manufacture of household and personal hygiene paper	
7.3	4.0	-6.9	-1.9	-1.6	8.6	7.7	1.9	9.7	10.1	11.6		Manufacture of gummed or adhesive paper in strips or rolls and labels and wall paper	
-0.03	6.0	-0.8	-1.0	-1.4	5.0	2.4	-1.0	0.9	-1.3	0.2		Other industry	
3.7	4.0	-4.5	-3.8	-1.2	3.9	3.4	-0.4	-2.1	-1.8	-1.9		Printing, service activities related to printing and reproduction of recorded media	
4.6	4.7	-5.1	-4.8	-1.9	4.9	4.5	0.3	-1.5	-1.3	-1.3		Printing	
0.1	0.9	-1.6	0.4	1.8	0.0	-0.6	-3.2	-4.3	-3.9	-4.6		Service activities related to printing	
												Reproduction of recorded media	
2.8	4.2	-7.3	-7.1	-4.5	2.7	5.1	5.7	5.1	5.2	5.1		Manufacture of refined petroleum products	
-7.8	1.8	-13.0	-11.2	-10.5	-0.5	-1.3	-1.4	-2.9	-3.0	-3.4		Manufacture of basic chemicals, fertilizer and nitrogen compounds, plastics and synthetic rubber in primary forms	
-18.3	5.6	-2.6	-3.0	-3.1	14.1	11.8	12.2	13.8	12.3	11.8		Manufacture of liquefied or compressed inorganic industrial or medical gases	
												Manufacture of basic organic chemicals	
8.8	8.5	-3.7	-3.0	-2.1	5.5	3.2	2.6	2.2	2.4	1.8		Manufacture of inorganic compounds	
												Manufacture of fertilizers	
-17.1	-16.2	-7.6	-2.0	-1.4	-3.7	-1.4	-1.3	-1.7	-2.1	-2.6		Manufacture of associated nitrogen products	
-18.9	1.2	-32.4	-31.5	-30.8	-12.9	-13.8	-13.4	-17.9	-17.9	-18.3		Manufacture of plastics in primary forms	
14.2	13.0	-1.9	5.2	8.1	5.1	4.8	3.5	1.5	1.7	2.9		Other industry	
8.3	4.3	-3.0	-3.9	2.4	6.2	6.6	6.0	4.1	3.2	3.4		Manufacture of other chemical products and man-made fibres	
18.0	-0.3	17.9	15.2	14.8	14.9	14.5	12.8	11.7	10.9	10.7		Manufacture of pesticides and other agrochemical products	
-6.2	-0.3	-12.1	-13.7	3.4	-2.6	-1.7	-2.1	-1.4	-2.2	-2.9		Manufacture of paints, varnishes and similar coatings ink and	
24.4	15.2	-2.9	-1.7	20.9	19.4	19.9	22.1	22.4	21.8	21.6		Manufacture of printing ink	
												Manufacture of soap and detergents, cleaning and polishing preparations	
0.1	5.7	-0.8	-1.9	0.4	6.7	6.7	5.1	1.0	-0.7	-0.8		Manufacture of perfumes and toilet preparations	
												Manufacture of photographic plates, films, sensitized paper and other sensitized unexposed materials	
26.7	3.3	-3.9	-4.2	-3.5	6.6	6.9	7.4	5.7	6.3	7.9		Manufacture of writing and drawing ink	
												Manufacture of other chemical products n.e.c.	
-11.5	-11.4	-0.8	-1.5	-2.2	-0.1	2.1	0.3	-1.3	-1.3	0.3		Other industry	
7.5	8.9	9.7	10.7	11.6	13.2	12.0	11.6	12.4	12.7	11.8		Manufacture of pharmaceuticals, medicinal chemical and botanical products	
8.5	7.0	10.2	11.8	11.6	12.7	11.2	10.8	11.8	11.5	9.8		Manufacture of medicinal active substances to be used for their pharmacological properties in the manufacture of medicaments	
4.9	13.8	8.4	7.9	11.6	14.5	14.1	13.6	14.1	15.6	16.6		Other industry	
0.7	-0.2	2.7	3.2	3.9	7.5	6.6	6.2	5.0	4.5	3.5		Manufacture of rubber products	
-3.7	-6.1	-7.5	-10.7	-11.8	-3.4	-0.6	1.0	-9.8	-9.9	-10.1		Manufacture of rubber tyres for vehicles	
2.9	3.6	2.9	-1.3	-3.5	-5.3	-8.6	-15.3	-11.6	-8.8	-6.4		Manufacture of interchangeable tyre treads and retreading rubber tyres	
												Manufacture of other products of natural or synthetic rubber, unvulcanized, vulcanized or hardened	
-6.7	5.8	0.1	1.0	2.3	0.2	-0.6	-0.7	-0.6	-1.6	-5.0		Rubber remilling and latex processing	
0.1	-1.1	1.9	2.5	3.7	8.6	7.6	7.7	6.9	6.6	7.5		Manufacture of rubber gloves	
7.3	-0.4	8.7	10.3	10.3	14.0	12.2	10.5	9.3	8.5	4.6		Manufacture of other rubber products n.e.c.	
-0.2	3.3	4.2	3.6	3.9	4.3	2.8	1.3	0.0	-1.2	-1.7		Manufacture of plastics products	
												Manufacture of semi-manufactures of plastic products	
-5.2	11.4	2.6	5.4	5.0	8.2	6.9	4.0	1.5	-3.5	-3.3		Manufacture of finished plastic products	
4.0	4.0	6.5	5.7	5.6	3.5	2.6	1.6	-0.2	-0.4	-0.4		Manufacture of plastic articles for the packing of goods	
0.2	9.3	-9.0	-3.6	-3.0	5.9	-4.7	-0.7	1.1	1.1	0.0		Manufacture of builders' plastics ware	
0.7	9.4	8.6	8.8	10.2	9.5	7.2	3.8	-0.6	0.6	0.4		Manufacture of plastic tableware, kitchenware and toilet articles	
-0.9	-4.1	3.3	0.1	1.1	1.3	0.0	-1.1	-0.7	-1.0	-2.3		Manufacture of diverse plastic products n.e.c.	
5.5	11.3	-4.4	-2.6	-0.5	2.4	1.5	0.1	0.0	0.1	-1.5		Manufacture of glass and glass products	

Kod Kumpulan Group code	Keterangan Kumpulan/Tempoh						
		Okt.	Nov.	Dis.	Jan.	Feb.	Mac
162	Pembuatan produk daripada kayu, gabus, jerami dan bahan jalinan lain	2.1	2.8	2.0	1.2	1.9	0.6
16211	Pembuatan kepingan venier dan papan lapis	0.2	0.6	1.0	0.0	0.5	1.2
16212	Pembuatan papan partikel dan papan gentian	-4.1	-3.5	-2.7	-1.1	-0.8	-1.5
16221	Pertukangan kayu untuk jurubina	5.8	1.8	-0.1	-4.9	-3.7	-13.6
	Industri lain	9.2	15.3	10.3	12.7	14.3	15.0
170	Pembuatan kertas dan produk kertas	3.0	4.9	3.5	2.8	3.0	3.0
17010	Pembuatan pulpa, kertas dan kertas tebal	7.5	8.2	7.3	7.0	5.4	4.9
17020	Pembuatan kertas gelugur dan kertas tebal dan bekas daripada kertas dan kertas tebal	2.6	2.7	1.5	1.2	2.3	2.1
17091	Pembuatan sampul surat dan kad surat	-1.5	-5.6	-5.9	-7.5	-7.7	-7.8
17092	Pembuatan kertas kegunaan rumah dan pembersih peribadi	0.0	8.5	6.0	4.8	4.4	4.3
17093	Pembuatan kertas bergam atau pelekat yang berjalur atau bergulung dan label dan kertas dinding	7.9	8.2	7.3	5.4	4.8	4.4
	Industri lain	-1.2	0.8	0.0	-0.7	0.6	3.1
181 & 182	Percetakan, aktiviti perkhidmatan berkaitan percetakan dan penerbitan semula media rakaman	0.9	2.8	3.7	3.5	3.2	3.1
18110	Percetakan	1.5	3.6	4.6	4.2	3.9	4.0
18120	Aktiviti perkhidmatan berkaitan percetakan &						
18200	Penerbitan semula media rakaman	-1.4	-0.4	0.1	0.4	0.2	-0.6
192 (19201 & 19202)	Pembuatan produk petroleum bertapis	3.8	3.4	2.8	1.5	2.9	3.0
201	Pembuatan kimia asas, baja dan sebatian nitrogen, plastik dan getah sintetik dalam bentuk primer	-3.7	-7.2	-7.8	-5.1	-4.3	-3.5
20111	Pembuatan gas perindustrian atau perubatan bukan organik dalam bentuk cecair atau mampat	11.0	-18.0	-18.3	-22.5	-23.1	-22.8
20112	Pembuatan kimia organik asas &						
20113	Pembuatan sebatian bukan organik	2.3	9.3	8.8	7.6	8.3	10.1
20121	Pembuatan baja &						
20129	Pembuatan produk campuran nitrogen	-3.7	-15.0	-17.1	-18.6	-15.3	-16.0
20131	Pembuatan plastik dalam bentuk primer	-18.5	-18.7	-18.9	-3.5	-3.8	-2.6
	Industri lain	1.8	11.8	14.2	13.9	14.0	14.2
202 & 203	Pembuatan produk kimia lain dan serat buatan manusia	7.0	7.8	8.3	5.2	4.2	3.6
20210	Pembuatan racun perosak dan produk agrokimia lain	12.2	17.4	18.0	-1.6	-1.7	1.3
20221	Pembuatan cat, varnis dan penyadur dan mastik	-2.6	-5.2	-6.2	-6.1	-6.3	-7.1
20222	Pembuatan dakwat cetak	20.9	24.0	24.4	24.6	24.3	18.6
20231	Pembuatan sabun dan bahan pencuci, penyediaan &						
20232	membersih dan mengilat	0.0	-0.3	0.1	-0.6	-1.8	-2.0
20232	Pembuatan pewangi dan penyediaan dandanan diri						
20291	Pembuatan plat fotografi, filem, sensitized paper dan &						
20292	other sensitized unexposed materials	20.7	25.0	26.7	20.3	18.0	17.6
20292	Pembuatan dakwat menulis dan melukis &						
20299	Pembuatan produk kimia lain t.t.t.l.						
	Industri lain	0.3	-10.9	-11.5	-8.7	-7.1	-5.9
210	Pembuatan produk farmaseutikal, kimia perubatan dan botani	12.1	7.0	7.5	5.8	5.7	5.9
21001	Pembuatan bahan aktif ubat-ubatan untuk digunakan oleh bidang farmakologi dalam pembuatan ubat-ubatan	11.4	8.8	8.5	5.6	5.7	5.8
	Industri lain	13.9	2.5	4.9	6.4	5.7	6.1
221	Pembuatan produk getah	3.0	1.0	0.7	2.1	2.2	1.7
22111	Pembuatan tayar getah untuk kenderaan	-10.8	-8.3	-3.7	-3.6	-1.4	-0.5
22112	Pembuatan bunga tayar yang boleh ditukar ganti dan tayar celup	-5.3	2.8	2.9	3.4	1.2	1.0
22191	Pembuatan produk lain daripada getah asli atau sintetik, &						
22193	tidak divulkan, divulkan atau dikeraskan	-5.9	-7.6	-6.7	-6.3	-6.2	-7.1
22193	Pengilangan semula getah dan prosesan susu getah						
22192	Pembuatan sarung tangan getah	6.6	1.2	0.1	3.4	2.9	2.7
22199	Pembuatan produk getah lain yang t.t.t.l.	4.9	7.6	7.3	5.6	6.7	5.4
222	Pembuatan produk plastik	-1.4	-0.3	-0.2	-2.6	-2.9	0.1
22201	Pembuatan produk plastik separa siap &						
22202	Pembuatan produk plastik siap	-2.9	-4.7	-5.2	-6.3	-6.1	2.0
22203	Pembuatan artikel plastik untuk pembungkusan	0.2	3.3	4.0	0.3	0.3	3.7
22204	Pembuatan barangan plastik jurubina	1.4	-0.6	0.2	-1.7	-2.8	4.1
22205	Pembuatan pinggan mangkuk, peralatan dapur dan barangan tandas daripada plastik	1.4	1.5	0.7	13.5	13.3	13.2
22209	Pembuatan pelbagai produk plastik t.t.t.l.	-2.5	-0.8	-0.9	-6.4	-7.3	-7.4
231 (23101 & 23102 & 23109)	Pembuatan kaca dan produk kaca	1.4	0.7	5.5	5.7	4.4	4.1

2022									Group Description/Period
Apr.	Mei	Jun	Jul.	Ogo.	Sep.	Okt.	Nov.	Dis.	
0.2	0.2	1.7	0.1	0.03	-0.1	0.4	0.04	1.6	Manufacture of products of wood, cork, straw and plaiting materials
0.9	1.0	2.3	-0.7	-1.6	-1.2	0.8	1.4	1.7	Manufacture of veneer sheets and plywood
-1.7	-1.1	5.3	6.2	7.2	5.0	4.2	-2.4	-4.9	Manufacture of particle board and fibreboard
-15.5	-14.3	-14.0	-14.8	-14.3	-15.7	-16.8	-10.1	-3.4	Manufacture of builders' carpentry
16.4	13.6	14.4	14.5	16.4	17.4	15.1	6.5	9.3	Other industry
2.7	3.2	4.4	5.3	5.2	5.1	4.8	3.3	4.3	Manufacture of paper and paper products
6.2	6.6	8.6	9.0	8.7	8.8	3.5	3.9	5.3	Manufacture of pulp, paper and paperboard
1.4	1.9	2.3	6.0	5.5	5.6	5.7	6.2	6.9	Manufacture of corrugated paper and paperboard and of containers of paper and paperboard
-7.9	-4.6	-4.0	-3.8	-3.4	-0.7	-0.6	-3.1	-0.3	Manufacture of envelopes and letter-card
4.0	3.3	3.2	4.5	4.8	4.9	5.4	-3.3	-1.4	Manufacture of household and personal hygiene paper
4.1	6.1	9.8	3.0	2.8	0.9	2.3	3.9	4.0	Manufacture of gummed or adhesive paper in strips or rolls and labels and wall paper
1.7	2.2	4.9	5.3	5.7	5.9	6.7	5.1	6.0	Other industry
2.7	3.0	4.5	4.7	4.5	4.7	4.9	4.1	4.0	Printing, service activities related to printing and reproduction of recorded media
3.8	4.3	5.8	6.0	5.9	6.2	6.3	5.2	4.7	Printing
-1.7	-2.3	-1.0	-1.0	-1.3	-1.2	-0.8	-0.7	0.9	Service activities related to printing
									Reproduction of recorded media
2.8	3.0	2.7	2.9	3.2	2.9	3.4	4.1	4.2	Manufacture of refined petroleum products
-3.1	-2.3	-1.8	-2.5	-2.6	-2.4	-0.3	1.3	1.8	Manufacture of basic chemicals, fertilizer and nitrogen compounds, plastics and synthetic rubber in primary forms
-22.8	-21.7	-21.3	-22.1	-22.9	-23.0	-20.3	5.0	5.6	Manufacture of liquefied or compressed inorganic industrial or medical gases
10.0	10.3	11.7	11.3	11.4	12.3	13.6	7.8	8.5	Manufacture of basic organic chemicals
-16.4	-15.9	-15.8	-17.1	-16.9	-17.2	-15.2	-15.9	-16.2	Manufacture of inorganic compounds
									Manufacture of fertilizers
									Manufacture of associated nitrogen products
-2.9	-2.5	-2.4	-2.9	-2.5	-2.6	0.5	0.1	1.2	Manufacture of plastics in primary forms
22.7	27.5	27.2	28.1	24.7	23.5	24.3	14.1	13.0	Other industry
4.0	4.4	3.8	4.5	4.5	4.1	2.3	3.2	4.3	Manufacture of other chemical products and man-made fibres
0.8	1.4	1.5	1.7	-3.4	0.5	1.5	1.6	-0.3	Manufacture of pesticides and other agrochemical products
-7.5	-7.7	-7.9	-8.5	-8.3	-6.5	-5.7	-2.7	-0.3	Manufacture of paints, varnishes and similar coatings ink and
19.4	19.5	15.4	15.3	15.6	15.7	18.0	15.1	15.2	Manufacture of printing ink
-3.0	-1.6	-2.0	1.1	1.5	1.1	3.1	4.7	5.7	Manufacture of soap and detergents, cleaning and polishing preparations
									Manufacture of perfumes and toilet preparations
									Manufacture of photographic plates, films, sensitized paper and other sensitized unexposed materials
19.6	18.8	18.5	17.2	17.4	13.7	1.7	1.9	3.3	Manufacture of writing and drawing ink
									Manufacture of other chemical products n.e.c.
-6.5	-6.2	-8.2	-7.4	-7.3	-7.2	-7.5	-7.9	-11.4	Other industry
6.0	6.2	6.6	7.2	7.3	8.6	9.4	9.7	8.9	Manufacture of pharmaceuticals, medicinal chemical and botanical products
5.3	5.5	5.8	7.0	7.4	8.7	9.6	7.1	7.0	Manufacture of medicinal active substances to be used for their pharmacological properties in the manufacture of medicaments
7.6	8.0	8.5	7.7	7.2	8.3	8.8	16.4	13.8	Other industry
2.0	1.9	-0.5	-0.5	-0.2	0.2	-0.9	-0.5	-0.2	Manufacture of rubber products
-2.1	-2.2	-4.3	-4.8	-5.3	-5.1	-4.1	-4.0	-6.1	Manufacture of rubber tyres for vehicles
2.6	3.0	2.6	2.1	2.9	4.1	3.4	3.5	3.6	Manufacture of interchangeable tyre treads and retreading rubber tyres
-4.0	-3.5	-5.5	-4.7	-2.9	0.4	1.2	5.2	5.8	Manufacture of other products of natural or synthetic rubber, unvulcanized, vulcanized or hardened
2.5	2.1	0.8	0.03	-0.5	-0.6	-2.5	-1.2	-1.1	Rubber remilling and latex processing
5.1	5.3	0.1	1.3	2.9	2.8	1.8	-1.5	-0.4	Manufacture of rubber gloves
									Manufacture of other rubber products n.e.c.
0.0	-0.2	1.0	2.7	3.2	4.3	3.6	3.4	3.3	Manufacture of plastics products
1.7	1.8	5.6	8.4	8.9	8.8	8.0	10.9	11.4	Manufacture of semi-manufactures of plastic products
3.2	2.7	3.5	5.1	5.9	6.8	6.8	4.4	4.0	Manufacture of finished plastic products
5.1	4.4	7.0	7.2	6.3	7.9	9.2	9.1	9.3	Manufacture of plastic articles for the packing of goods
15.6	16.1	17.9	21.3	20.1	20.8	13.3	11.2	9.4	Manufacture of builders' plastics ware
-7.8	-7.9	-8.3	-7.3	-6.7	-4.9	-4.6	-4.3	-4.1	Manufacture of plastic tableware, kitchenware and toilet articles
									Manufacture of diverse plastic products n.e.c.
3.3	11.0	12.6	14.8	17.0	17.6	13.5	16.3	11.3	Manufacture of glass and glass products

Kod Kumpulan Group code	Keterangan Kumpulan/Tempoh	2020	2021	2022	2021				2022			
					Q1	Q2	Q3	Q4	Q1	Q2	Q3	Q4
239	Pembuatan pengeluaran galian bukan logam f.t.t.l.	-3.2	1.4	-0.5	-2.3	-2.3	0.4	1.4	0.3	1.5	0.3	-0.5
23911	Pembuatan mortar refraktori dan konkrit &	-2.3	3.6	-6.6	-2.2	-0.1	0.6	3.6	-9.2	-9.5	-8.5	-6.6
23921	Pembuatan seramik bukan refraktori											
23930	Pembuatan produk porselin dan seramik lain	9.1	-6.2	2.9	2.0	-1.1	-8.0	-6.2	-2.0	-2.8	5.1	2.9
23941	Pembuatan simen hidrolik	-4.3	6.1	-4.7	-2.1	-2.8	2.4	6.1	3.6	6.9	-4.5	-4.7
23951	Pembuatan konkrit dan mortar siap bancuh dan bancuhan kering	-11.2	2.0	4.3	-13.6	-7.2	-0.2	2.0	3.1	5.2	2.3	4.3
23952	Pembuatan konkrit pratuangan, simen atau artikel batu											
23953	Pembuatan komponen struktur pasang siap untuk bangunan atau kejuruteraan awam dari simen, batu	-1.8	3.3	-0.9	4.0	-1.2	1.8	3.3	2.4	3.7	2.8	-0.9
23959	Pembuatan artikel konkrit, simen dan plaster lain f.t.t.l.											
23990	Pembuatan produk mineral bukan logam lain f.t.t.l.	-2.4	4.9	0.8	-5.1	-1.0	1.2	4.9	7.7	7.1	4.9	0.8
	Industri lain	0.3	-10.9	1.0	-0.9	-1.2	-0.8	-10.9	-7.8	-5.1	-3.6	1.0
241 (24101 & 24102 & 24103 & 24104 & 24109)	Pembuatan besi dan keluli asas	5.5	1.8	0.4	3.2	4.6	2.7	1.8	0.9	3.8	6.0	0.4
242 (24201 & 24202 & 24209)	Pembuatan logam asas berharga dan logam bukan ferus lain	-5.4	-1.9	1.6	-5.0	-2.9	-2.8	-1.9	0.02	1.1	2.3	1.6
243	Pengacuan logam	-8.2	1.7	-2.8	2.8	1.4	-0.4	1.7	0.2	0.5	0.9	-2.8
251 & 252	Pembuatan produk struktur logam, tangki, takungan, penjana wap, senjata dan peluru	9.4	-1.1	0.8	12.0	-1.2	-0.1	-1.1	-2.3	1.6	-2.1	0.8
25113	Pembuatan pintu, tingkap dan bingkai, penutup tingkap & dan pintu pagar daripada logam	7.4	-1.8	-0.2	12.2	-2.5	0.2	-1.8	-3.2	0.3	-5.6	-0.2
25119	Pembuatan produk struktur logam lain											
25120	Pembuatan tangki, takungan dan kontena daripada logam	14.7	1.5	4.6	13.2	7.5	2.9	1.5	1.1	4.1	7.1	4.6
	Industri lain	12.9	-1.2	0.5	9.6	-5.3	-5.6	-1.2	-2.0	4.7	3.9	0.5
259	Pembuatan lain-lain produk yang direka daripada logam; aktiviti perkhidmatan kerja logam	0.2	2.9	2.2	2.3	0.4	0.7	2.9	2.6	2.8	3.5	2.2
25910	Tempaan, tekanan, hentakan dan bentuk gelekkan logam; serbuk metalurgi	5.9	2.2	1.5	7.9	2.9	2.1	2.2	1.6	2.7	5.5	1.5
25920	Rawatan dan penyalutan logam; menggunakan mesin	3.8	5.0	5.8	15.0	7.1	5.6	5.0	3.2	2.1	7.0	5.8
25991	Pembuatan tin untuk produk makanan dan minuman, tiub dan kotak boleh dilipat	-0.5	0.4	-1.9	-1.6	-0.3	-2.4	0.4	1.0	1.0	2.4	-1.9
25992	Pembuatan kabel, plaited bands (jalur/pita berpintal) & dan artikel seumpamanya daripada logam	0.7	0.2	0.3	-3.2	-5.2	-1.7	0.2	1.1	1.8	-0.5	0.3
25993	Pembuatan bolt, skru, nat dan produk uliran seumpamanya											
25994	Pembuatan barangan rumah daripada logam	-6.6	-7.5	-0.8	-2.0	-11.5	-13.1	-7.5	-6.0	1.5	-1.2	-0.8
25999	Pembuatan produk lain yang direka daripada logam f.t.t.l.	-1.7	7.3	5.4	2.3	2.1	3.1	7.3	5.4	3.9	3.6	5.4
	Industri lain	-7.9	3.0	-0.3	-6.9	-0.1	-1.0	3.0	4.8	4.7	4.5	-0.3
261	Pembuatan komponen dan papan elektronik	-5.3	8.8	7.4	-1.4	6.5	7.6	8.8	8.4	8.3	9.5	7.4
26101	Pembuatan diod, transistor dan alatan semikonduktor & yang seumpamanya	-8.5	7.5	6.7	-3.7	4.6	7.2	7.5	7.2	7.6	8.0	6.7
26102	Pembuatan litar elektronik bersepadu dengan pemasangan mikro											
26103	Pembuatan kapasitor dan perintang elektrik &											
26104	Pembuatan papan litar bercetak	0.6	11.9	9.3	3.6	10.5	9.0	11.9	10.9	10.2	13.0	9.3
26105	Pembuatan komponen paparan											
26109	Pembuatan komponen lain untuk aplikasi elektronik	-9.7	2.1	1.1	-7.8	1.7	2.6	2.1	3.7	4.1	3.1	1.1
262 (26201 & 26202)	Pembuatan komputer dan kelengkapan peranti	2.4	9.2	5.8	-5.7	5.0	7.6	9.2	8.8	9.4	7.0	5.8
263/ 26300	Pembuatan peralatan komunikasi	7.5	2.7	7.8	0.6	6.9	3.7	2.7	4.6	4.6	8.4	7.8
264/ 26400	Pembuatan peralatan elektronik pengguna	0.4	-0.6	3.9	-1.4	-1.6	-1.2	-0.6	0.6	5.4	4.2	3.9
265	Pembuatan kelengkapan mengukur, menguji, memandu arah dan kawalan; jam tangan dan jam	-6.4	6.7	8.2	-5.2	2.2	3.9	6.7	3.8	5.0	8.0	8.2
26511	Pembuatan kelengkapan mengukur, menguji, memandu arah dan kawalan &	-4.7	7.3	8.8	-4.2	3.6	6.2	7.3	2.9	3.4	6.2	8.8
26512	Pembuatan kelengkapan kawalan proses perindustrian											
26520	Pembuatan jam tangan dan jam dan bahagiannya	-11.6	4.9	6.0	-8.6	-2.5	-3.8	4.9	6.7	10.7	14.6	6.0
266/ 26600	Pembuatan peralatan penyinaran, perubatan elektro dan elektroterapeutik	-3.4	0.1	1.5	-8.0	2.2	4.4	0.1	-0.4	-1.1	-1.8	1.5

2021		2022		2021									Group Description/Period
(Jan. - Dis.)	(Jan. - Dis.)	Jan.	Feb.	Mar.	Apr.	Mei	Jun	Jul.	Ogo.	Sep.			
1.4	-0.5	-3.1	-3.7	-2.3	0.8	0.8	-2.3	-0.7	-0.5	0.4		Manufacture of non-metallic mineral products	
												Manufacture of refractory mortars and concretes	
3.6	-6.6	-5.4	-8.2	-2.2	1.3	0.4	-0.1	1.2	0.7	0.6		Manufacture of non-refractory ceramic	
-6.2	2.9	9.8	2.9	2.0	-2.4	1.4	-1.1	-2.6	-3.4	-8.0		Manufacture of other porcelain and ceramic products	
6.1	-4.7	-2.2	-1.6	-2.1	-0.5	-1.9	-2.8	2.2	1.9	2.4		Manufacture of hydraulic cement	
2.0	4.3	-9.8	-15.2	-13.6	-3.7	-6.0	-7.2	-5.4	-2.9	-0.2		Manufacture of ready-mix and dry-mix concrete and mortars	
												Manufacture of precast concrete, cement or artificial stone articles for use in construction	
3.3	-0.9	-1.0	2.3	4.0	4.1	4.3	-1.2	1.3	1.2	1.8		Manufacture of prefabricated structural components for building or civil engineering of cement, concrete or artificial stone	
4.9	0.8	-5.7	-4.4	-5.1	-0.7	3.1	-1.0	-0.7	-1.2	1.2		Manufacture of other articles of concrete, cement and plaster	
-10.9	1.0	0.8	1.0	-0.9	1.9	2.3	-1.2	-1.6	-2.6	-0.8		Manufacture of other non-metallic mineral products n.e.c.	
												Other industry	
1.8	0.4	5.7	1.7	3.2	5.1	3.7	4.6	4.2	3.1	2.7		Manufacture of basic iron and steel	
-1.9	1.6	-5.5	-5.1	-5.0	-0.8	-0.6	-2.9	-3.3	-3.6	-2.8		Manufacture of basic precious and other non-ferrous metals	
1.7	-2.8	-8.7	-1.4	2.8	1.5	1.1	1.4	-2.7	-0.8	-0.4		Casting of metals	
-1.1	0.8	10.3	8.9	12.0	14.1	9.2	-1.2	-2.4	-1.9	-0.1		Manufacture of structural metal products, tanks, reservoirs, steam generators, weapons and ammunition	
												Manufacture of metal doors, windows and their frames, shutters and gates	
-1.8	-0.2	9.5	8.0	12.2	17.5	12.5	-2.5	-2.4	-1.6	0.2		Manufacture of other structural metal products	
1.5	4.6	16.4	12.5	13.2	12.1	9.0	7.5	0.7	0.1	2.9		Manufacture of tanks, reservoirs and containers of metal	
-1.2	0.5	7.4	9.1	9.6	2.0	-5.1	-5.3	-6.6	-6.2	-5.6		Other industry	
2.9	2.2	-0.1	0.5	2.3	1.4	1.5	0.4	-1.3	-1.1	0.7		Manufacture of other fabricated metal products; metal working service activities	
2.2	1.5	7.3	7.0	7.9	2.5	3.3	2.9	0.1	0.1	2.1		Forging, pressing, stamping and roll-forming of metal; powder metallurgy	
5.0	5.8	5.0	9.7	15.0	13.0	9.2	7.1	4.4	4.8	5.6		Treatment and coating of metals; machining	
0.4	-1.9	0.8	-0.3	-1.6	0.9	0.2	-0.3	-1.2	-3.2	-2.4		Manufacture of tins and cans for food products, collapsible tubes and boxes	
												Manufacture of metal cable, plaited bands and similar articles	
0.2	0.3	-0.5	-3.3	-3.2	-1.6	-4.5	-5.2	-6.1	-5.4	-1.7		Manufacture of bolts, screws, nuts and similar threaded products	
-7.5	-0.8	-10.7	-3.1	-2.0	-2.5	-1.3	-11.5	-14.3	-13.8	-13.1		Manufacture of metal household articles	
7.3	5.4	-2.8	-1.4	2.3	4.1	3.1	2.1	0.6	1.2	3.1		Manufacture of any other fabricated metal products n.e.c.	
3.0	-0.3	-9.2	-8.4	-6.9	-9.7	-0.8	-0.1	-1.3	-0.8	-1.0		Other industry	
8.8	7.4	-5.5	-3.6	-1.4	5.2	5.9	6.5	6.5	7.4	7.6		Manufacture of electronic components and boards	
												Manufacture of diodes, transistors and similar semiconductor devices	
7.5	6.7	-8.4	-5.5	-3.7	2.8	4.0	4.6	5.5	7.2	7.2		Manufacture of electronic integrated circuits micro assemblies	
												Manufacture of electrical capacitors and resistors	
11.9	9.3	-1.1	0.2	3.6	10.3	9.7	10.5	8.9	8.7	9.0		Manufacture of printed circuit boards	
												Manufacture of display components	
2.1	1.1	-5.1	-7.4	-7.8	-1.0	1.1	1.7	2.2	2.0	2.6		Manufacture of other components for electronic applications	
9.2	5.8	-0.7	-0.5	-5.7	3.0	4.5	5.0	6.3	6.3	7.6		Manufacture of computers and peripheral equipment	
2.7	7.8	3.0	1.7	0.6	8.0	8.5	6.9	4.9	5.4	3.7		Manufacture of communication equipment	
-0.6	3.9	-0.6	-0.8	-1.4	1.9	2.7	-1.6	-8.1	-3.8	-1.2		Manufacture of consumer electronics	
6.7	8.2	-5.2	-5.7	-5.2	1.7	2.4	2.2	2.5	4.4	3.9		Manufacture of measuring, testing, navigating and control equipment; watches and clocks	
												Manufacture of measuring, testing, navigating and control equipment	
7.3	8.8	-3.2	-4.0	-4.2	3.0	3.4	3.6	4.4	6.6	6.2		Manufacture of industrial process control equipment	
4.9	6.0	-11.6	-11.0	-8.6	-2.5	-0.8	-2.5	-3.6	-2.8	-3.8		Manufacture of watches and clocks and parts	
0.1	1.5	-3.5	-7.8	-8.0	0.9	1.2	2.2	3.4	4.7	4.4		Manufacture of irradiation, electromedical and electrotherapeutic equipment	

Kod Kumpulan Group code	Keterangan Kumpulan/Tempoh						
		Okt.	Nov.	Dis.	Jan.	Feb.	Mac
239	Pembuatan pengeluaran galian bukan logam f.t.t.l.	0.4	0.4	1.4	0.3	0.5	0.3
23911	Pembuatan mortar refraktori dan konkrit						
&							
23921	Pembuatan seramik bukan refraktori	0.9	2.0	3.6	-6.0	-5.6	-9.2
23930	Pembuatan produk porselin dan seramik lain	-5.7	-6.5	-6.2	-5.7	-1.2	-2.0
23941	Pembuatan simen hidrolik	2.6	6.4	6.1	4.0	4.2	3.6
23951	Pembuatan konkrit dan mortar siap bancuh dan banchuan kering	0.6	1.5	2.0	0.7	2.3	3.1
23952	Pembuatan konkrit pratuangan, simen atau artikel batu						
&	buatan yang digunakan dalam pembinaan;						
23953	Pembuatan komponen struktur pasang siap untuk						
&	bangunan atau kejuruteraan awam dari simen, batu						
	atau konkrit buatan	0.0	1.4	3.3	3.9	1.8	2.4
23959	Pembuatan artikel konkrit, simen dan plaster lain f.t.t.l.						
23990	Pembuatan produk mineral bukan logam lain f.t.t.l.	3.4	3.8	4.9	6.7	7.6	7.7
	Industri lain	0.0	-10.9	-10.9	-9.2	-8.1	-7.8
241							
(24101 &							
24102 &							
24103 &							
24104 &							
24109)							
	Pembuatan besi dan keluli asas	3.0	3.5	1.8	-0.6	-0.2	0.9
242							
(24201 &							
24202 &							
24209)							
	Pembuatan logam asas berharga dan logam bukan ferus lain	-2.2	-2.1	-1.9	-0.9	0.3	0.0
243	Pengacuan logam	0.2	2.0	1.7	5.1	4.1	0.2
251 &							
252	Pembuatan produk struktur logam, tangki, takungan, penjana wap, senjata dan peluru	0.9	-1.0	-1.1	-1.5	-2.1	-2.3
25113	Pembuatan pintu, tingkap dan bingkai, penutup tingkap						
&	dan pintu pagar daripada logam	0.4	-2.3	-1.8	-2.0	-2.6	-3.2
25119	Pembuatan produk struktur logam lain						
25120	Pembuatan tangki, takungan dan kontena daripada logam	3.7	3.2	1.5	0.7	1.3	1.1
	Industri lain	-0.2	0.6	-1.2	-1.8	-3.5	-2.0
259	Pembuatan lain-lain produk yang direka daripada logam; aktiviti perkhidmatan kerja logam	1.4	2.2	2.9	2.7	2.3	2.6
25910	Tempaan, tekanan, hentakan dan bentuk gelean logam; serbuk metalurgi	2.5	3.1	2.2	1.3	1.7	1.6
25920	Rawatan dan penyalutan logam; menggunakan mesin	3.9	4.1	5.0	5.1	3.4	3.2
25991	Pembuatan tin untuk produk makanan dan minuman, tiub dan kotak boleh dilipat	-0.9	-0.5	0.4	0.9	1.2	1.0
25992	Pembuatan kabel, plaited bands (jalur/pita berpintal)						
&	dan artikel seumpamanya daripada logam	-1.8	0.3	0.2	-0.6	0.8	1.1
25993	Pembuatan bolt, skru, nat dan produk uliran seumpamanya						
25994	Pembuatan barangan rumah daripada logam	-11.9	-6.9	-7.5	-8.2	-8.3	-6.0
25999	Pembuatan produk lain yang direka daripada logam f.t.t.l.	5.0	4.1	7.3	7.8	4.7	5.4
	Industri lain	1.4	3.0	3.0	3.6	4.7	4.8
261	Pembuatan komponen dan papan elektronik	8.1	8.2	8.8	8.3	7.9	8.4
26101	Pembuatan diod, transistor dan alatan semikonduktor						
&	yang seumpamanya	7.0	6.4	7.5	6.5	6.2	7.2
26102	Pembuatan litar elektronik bersepadu dengan pemasangan mikro						
26103	Pembuatan kapasitor dan perintang elektrik						
&							
26104	Pembuatan papan litar bercetak	10.8	11.9	11.9	11.7	11.3	10.9
&							
26105	Pembuatan komponen paparan						
26109	Pembuatan komponen lain untuk aplikasi elektronik	2.4	2.8	2.1	3.2	2.9	3.7
262							
(26201 &							
26202)							
	Pembuatan komputer dan kelengkapan peranti	7.2	9.3	9.2	8.3	7.7	8.8
263/							
26300	Pembuatan peralatan komunikasi	3.2	3.9	2.7	2.3	3.7	4.6
264/							
26400	Pembuatan peralatan elektronik pengguna	2.4	0.4	-0.6	1.2	0.8	0.6
265	Pembuatan kelengkapan mengukur, menguji, memandu arah dan kawalan; jam tangan dan jam	4.6	6.5	6.7	3.9	3.5	3.8
26511	Pembuatan kelengkapan mengukur, menguji, memandu						
&	arah dan kawalan	6.7	6.5	7.3	3.4	3.0	2.9
26512	Pembuatan kelengkapan kawalan proses perindustrian						
26520	Pembuatan jam tangan dan jam dan bahagiannya	-2.5	6.5	4.9	5.8	5.1	6.7
266/							
26600	Pembuatan peralatan penyinaran, perubatan elektro dan elektroterapeutik	3.6	1.1	0.1	-0.1	-0.5	-0.4

2022									Group Description/Period
Apr.	Mei	Jun	Jul.	Ogo.	Sep.	Okt.	Nov.	Dis.	
0.0	-0.8	1.5	1.3	0.5	0.3	0.9	0.2	-0.5	Manufacture of non-metallic mineral products Manufacture of refractory mortars and concretes
-10.1	-10.3	-9.5	-7.3	-7.4	-8.5	-5.8	-5.3	-6.6	Manufacture of non-refractory ceramic
-2.9	-4.8	-2.8	0.3	1.3	5.1	3.2	3.0	2.9	Manufacture of other porcelain and ceramic products
5.6	6.7	6.9	7.3	-6.1	-4.5	-4.4	-3.9	-4.7	Manufacture of hydraulic cement
5.2	3.5	5.2	3.1	3.2	2.3	5.6	5.7	4.3	Manufacture of ready-mix and dry-mix concrete and mortars
									Manufacture of precast concrete, cement or artificial stone articles for use in construction
0.7	0.2	3.7	2.9	3.1	2.8	3.6	-0.8	-0.9	Manufacture of prefabricated structural components for building or civil engineering of cement, concrete or artificial stone
6.3	3.5	7.1	6.4	6.6	4.9	-0.1	0.0	0.8	Manufacture of other articles of concrete, cement and plaster
-7.4	-7.3	-5.1	-5.4	-3.2	-3.6	-3.8	2.6	1.0	Manufacture of other non-metallic mineral products n.e.c. Other industry
3.5	3.5	3.8	5.6	5.8	6.0	5.3	5.3	0.4	Manufacture of basic iron and steel
1.5	1.0	1.1	2.9	3.0	2.3	1.6	1.3	1.6	Manufacture of basic precious and other non-ferrous metals
-1.2	-0.7	0.5	4.0	0.9	0.9	1.8	-2.3	-2.8	Casting of metals
-1.5	-1.0	1.6	0.1	0.3	-2.1	-2.5	-1.5	0.8	Manufacture of structural metal products, tanks, reservoirs, steam generators, weapons and ammunition
-3.0	-3.0	0.3	-2.2	-2.9	-5.6	-6.2	-3.6	-0.2	Manufacture of metal doors, windows and their frames, shutters and gates
2.3	3.2	4.1	4.2	6.9	7.1	6.4	5.2	4.6	Manufacture of other structural metal products
1.0	3.5	4.7	6.1	7.6	3.9	4.3	0.1	0.5	Manufacture of tanks, reservoirs and containers of metal
1.8	2.0	2.8	3.5	3.9	3.5	2.7	2.1	2.2	Other industry Manufacture of other fabricated metal products; metal working service activities
1.8	2.6	2.7	3.1	5.4	5.5	3.6	1.4	1.5	Forging, pressing, stamping and roll-forming of metal; powder metallurgy
1.1	0.9	2.1	3.6	5.3	7.0	6.8	3.8	5.8	Treatment and coating of metals; machining
1.5	-0.3	1.0	2.8	4.0	2.4	-0.1	0.1	-1.9	Manufacture of tins and cans for food products, collapsible tubes and boxes
0.6	1.1	1.8	3.1	2.8	-0.5	0.6	0.8	0.3	Manufacture of metal cable, plaited bands and similar articles
-7.8	-7.1	1.5	-0.3	-0.2	-1.2	-1.1	-1.0	-0.8	Manufacture of bolts, screws, nuts and similar threaded products
3.2	3.8	3.9	4.3	3.3	3.6	3.2	5.3	5.4	Manufacture of metal household articles
4.9	4.2	4.7	5.1	3.6	4.5	2.0	-0.1	-0.3	Manufacture of any other fabricated metal products n.e.c.
8.0	7.8	8.3	8.6	8.7	9.5	7.3	7.3	7.4	Other industry Manufacture of electronic components and boards
6.7	6.4	7.6	7.9	7.8	8.0	7.3	6.6	6.7	Manufacture of diodes, transistors and similar semiconductor devices
10.5	10.3	10.2	10.6	10.8	13.0	8.1	9.1	9.3	Manufacture of electronic integrated circuits micro assemblies
4.2	4.9	4.1	3.7	3.7	3.1	2.0	2.1	1.1	Manufacture of electrical capacitors and resistors
8.4	9.0	9.4	7.9	8.2	7.0	6.4	6.8	5.8	Manufacture of printed circuit boards Manufacture of computers and peripheral equipment
3.9	4.5	4.6	5.5	6.3	8.4	7.4	6.4	7.8	Manufacture of communication equipment
3.5	3.8	5.4	12.5	12.6	4.2	2.2	3.5	3.9	Manufacture of consumer electronics
3.3	3.0	5.0	6.4	7.3	8.0	8.3	8.0	8.2	Manufacture of measuring, testing, navigating and control equipment; watches and clocks
2.5	2.0	3.4	4.5	5.5	6.2	6.4	9.0	8.8	Manufacture of measuring, testing, navigating and control equipment
5.8	6.7	10.7	13.2	13.8	14.6	15.3	4.9	6.0	Manufacture of industrial process control equipment
-0.9	-0.6	-1.1	-2.1	-2.3	-1.8	-1.0	1.6	1.5	Manufacture of watches and clocks and parts Manufacture of irradiation, electromedical and electrotherapeutic equipment

Kod Kumpulan Group code	Keterangan Kumpulan/Tempoh	2020	2021	2022	2021				2022			
					Q1	Q2	Q3	Q4	Q1	Q2	Q3	Q4
267 (26701 & 26702) & 268 (26800)	Pembuatan peralatan optikal, kelengkapan fotografi, media magnetik dan optikal	-2.6	-8.8	-1.4	-10.6	-4.8	-4.9	-8.8	-11.2	-6.6	-4.2	-1.4
271	Pembuatan motor elektrik, penjana, transformer dan perkakasan pengagihan dan pengawalan elektrik	5.6	6.7	2.8	6.0	3.7	5.6	6.7	4.0	4.0	4.6	2.8
	27101 Pembuatan motor elektrik, penjana dan transformer	6.2	5.8	-2.3	8.0	6.2	6.4	5.8	0.6	1.2	-0.2	-2.3
	27102 Pembuatan perkakasan pengagihan dan pengawalan	5.1	7.4	6.8	4.3	1.8	4.9	7.4	6.9	6.3	8.4	6.8
272/ 27200	Pembuatan bateri dan akumulator	9.4	-8.8	8.3	11.2	0.5	-2.2	-8.8	-5.3	-3.5	2.8	8.3
273	Pembuatan pendawaian dan peranti pendawaian	1.7	7.9	-0.4	-1.0	9.6	9.4	7.9	9.8	9.4	5.3	-0.4
	27310 Pembuatan kabel gantian optikal	-11.5	-0.3	4.4	-11.7	-4.2	4.4	-0.3	5.6	10.5	8.5	4.4
	27320 Pembuatan wayar dan kabel elektronik dan elektrik lain	2.5	7.2	1.2	-0.5	9.4	8.7	7.2	9.1	10.1	5.6	1.2
	27330 Pembuatan alatan pendawaian pembawa dan bukan pembawa arus untuk litar elektrik (tanpa mengira jenis bahan)	0.5	22.1	-23.7	-1.1	20.9	22.2	22.1	22.6	0.9	0.3	-23.7
274/ 27400	Pembuatan kelengkapan pencahayaan elektrik	-11.6	-18.9	-1.0	-11.3	-4.3	-9.0	-18.9	-17.5	-12.3	-1.5	-1.0
275/ 27500	Pembuatan perkakasan domestik	-4.0	3.3	-3.1	-0.1	-1.7	-2.9	3.3	2.1	3.6	1.4	-3.1
279/ 27900	Pembuatan kelengkapan elektrik lain	18.4	0.5	3.1	16.0	11.1	-0.3	0.5	3.5	6.5	4.1	3.1
281 & 282	Pembuatan jentera kegunaan umum dan kegunaan khas	0.9	1.1	3.6	3.1	3.1	0.3	1.1	1.2	2.8	4.4	3.6
	28120 Pembuatan alat-alat kuasa bendalir &											
	28130 Pembuatan pam, pemampat, kepala paip dan injap lain	-7.1	22.6	-1.0	-6.9	-0.7	3.8	22.6	24.1	23.6	19.4	-1.0
	28180 Pembuatan alatan tangan yang menggunakan kuasa dilengkapkan dengan motor elektrik atau bukan motor elektrik atau pneumatik &	0.9	-5.1	-2.1	5.2	3.8	-0.8	-5.1	-4.2	-3.9	-4.1	-2.1
	28220 Pembuatan jentera pembentukan logam dan alatan mesin											
	28192 Pembuatan mesin penyaman udara, termasuk untuk kenderaan bermotor	-3.6	-7.9	15.3	-9.6	-2.7	-7.5	-7.9	2.1	2.4	11.2	15.3
	28290 Pembuatan lain-lain mesin bertujuan khas t.t.t.l. Industri lain	-8.3	-3.4	-2.8	-5.4	-6.1	-6.9	-3.4	0.1	0.1	-1.2	-2.8
		5.8	4.4	6.3	9.1	7.0	3.9	4.4	0.9	4.3	6.6	6.3
291 (29101 & 29102)	Pembuatan kenderaan bermotor	-9.5	1.7	4.5	-8.2	0.4	2.4	1.7	1.9	4.0	5.2	4.5
292/ 29200	Pembuatan kerangka (coachwork) untuk kenderaan bermotor; pembuatan treler dan semi treler	-14.7	-1.1	12.8	-19.6	-0.6	0.8	-1.1	2.5	5.2	7.7	12.8
293/ 29300	Pembuatan alat ganti dan aksesori untuk kenderaan bermotor	-4.6	0.9	2.1	-5.6	0.9	0.5	0.9	2.2	3.4	2.9	2.1
301 (30110 & 30120)	Pembinaan kapal dan bot	-1.2	-0.6	8.5	-0.7	-1.8	-0.8	-0.6	-0.5	7.5	5.6	8.5
302, 303, 304 & 309	Pembuatan lokomotif keretapi, rolling stock, kapal angkasa dan udara, jentera berkaitan, kenderaan tempur ketenteraan, dan kelengkapan pengangkutan t.t.t.l.	-12.4	1.5	2.6	-9.2	1.3	0.5	1.5	1.0	4.7	4.9	2.6
	30910 Pembuatan motosikal	-7.6	3.4	3.4	-7.6	0.7	2.5	3.4	2.7	4.4	4.8	3.4
	30920 Pembuatan basikal dan invalid carriages Industri lain	-23.0	-7.1	7.5	-13.0	6.3	-2.8	-7.1	-11.2	5.4	10.2	7.5
		-12.9	2.1	0.8	-9.4	0.6	-0.2	2.1	3.0	4.8	3.8	0.8
310	Pembuatan perabot	-2.9	4.0	0.6	-0.7	-2.5	4.6	4.0	4.4	10.7	1.9	0.6
	31001 Pembuatan perabot kayu dan rotan Industri lain	-3.4	5.4	0.6	-1.9	-5.3	4.3	5.4	7.3	15.3	3.5	0.6
		-1.4	-0.4	0.5	3.2	6.8	5.5	-0.4	-4.2	-2.6	-3.2	0.5
321 (32110 & 32120)	Pembuatan barang kemas, bijouterie dan artikel berkaitan	-9.8	-4.2	3.3	-9.0	-8.4	-7.5	-4.2	-1.9	0.2	1.7	3.3
322, 325 & 329	Pembuatan instrumen muzik, peralatan dan bekalan perubatan dan pergigian dan pembuatan lain t.t.t.l.	6.0	8.2	3.6	7.3	4.6	5.4	8.2	4.0	5.7	6.6	3.6
	32901 Pembuatan alat tulis Industri lain	5.6	3.0	-2.2	-4.0	-4.6	-3.9	3.0	1.2	2.9	4.4	-2.2
		6.1	9.9	5.4	11.3	7.8	8.6	9.9	4.8	6.6	7.2	5.4
323/ 32300	Pembuatan barangan sukan	-1.2	13.0	2.1	14.7	6.9	5.4	13.0	-1.4	1.6	4.5	2.1
324/ 32400	Pembuatan permainan dan mainan	-6.5	0.5	8.2	-8.3	-7.7	-6.5	0.5	1.1	7.3	13.3	8.2
331 & 332	Pembaikan pemasangan produk logam, jentera, kelengkapan dan pemasangan jentera perindustrian dan kelengkapan	-2.6	3.7	2.1	0.8	1.5	2.3	3.7	4.3	7.5	2.1	2.1
	33150 Pembaikan dan penyelenggaraan kelengkapan pengangkutan kecuali motosikal dan basikal Industri lain	-5.9	-7.3	4.5	-9.3	-7.3	-4.2	-7.3	-4.2	1.4	0.2	4.5
		-1.9	6.1	1.6	3.2	3.5	3.7	6.1	6.0	8.7	2.5	1.6
Jumlah Pembuatan		-2.0	2.7	3.4	-1.1	1.2	1.6	2.7	2.4	3.7	3.8	3.4

2021	2022	2021									Group Description/Period
(Jan. - Dis.)	(Jan. - Dis.)	Jan.	Feb.	Mar.	Apr.	Mei	Jun	Jul.	Ogo.	Sep.	
-8.8	-1.4	-1.2	-9.9	-10.6	-8.8	-6.9	-4.8	-5.4	-3.8	-4.9	Manufacture of optical instruments, photographic equipment, magnetic and optical media
6.7	2.8	5.9	5.4	6.0	5.0	4.3	3.7	2.8	4.2	5.6	Manufacture of electric motors, generators, transformers and electricity distribution and control apparatus
5.8	-2.3	7.9	7.3	8.0	7.0	6.0	6.2	5.7	6.3	6.4	Manufacture of electric motors, generators and transformers
7.4	6.8	4.4	3.9	4.3	3.4	3.0	1.8	0.4	2.5	4.9	Manufacture of electricity distribution and control apparatus
-8.8	8.3	10.9	10.0	11.2	9.3	8.8	0.5	-1.3	3.7	-2.2	Manufacture of batteries and accumulators
7.9	-0.4	0.3	-0.9	-1.0	4.7	7.6	9.6	8.8	8.4	9.4	Manufacture of wiring and wiring devices
-0.3	4.4	-13.3	-12.9	-11.7	-3.6	-2.9	-4.2	-2.9	-2.9	4.4	Manufacture of fibre optic cables
7.2	1.2	1.1	-0.2	-0.5	5.5	8.6	9.4	8.5	7.9	8.7	Manufacture of other electronic and electric wires and cables
22.1	-23.7	-1.1	-1.4	-1.1	-0.2	1.1	20.9	20.6	21.4	22.2	Manufacture of current-carrying and non current-carrying wiring devices for electrical circuits regardless of material
-18.9	-1.0	-11.5	-10.6	-11.3	-5.2	-5.0	-4.3	-5.7	-8.1	-9.0	Manufacture of electric lighting equipment
3.3	-3.1	-5.5	-5.7	-0.1	0.4	0.7	-1.7	-2.7	-3.0	-2.9	Manufacture of domestic appliances
0.5	3.1	18.7	16.8	16.0	16.8	16.3	11.1	3.7	2.3	-0.3	Manufacture of other electrical equipment
1.1	3.6	1.5	1.6	3.1	4.2	3.5	3.1	0.9	1.0	0.3	Manufacture of general-purpose and special-purpose machinery
22.6	-1.0	-7.4	-8.1	-6.9	-5.0	0.4	-0.7	2.9	3.7	3.8	Manufacture of fluid power equipment
-5.1	-2.1	4.0	4.0	5.2	5.8	5.1	3.8	0.8	0.5	-0.8	Manufacture of other pumps, compressors, taps and valves
-7.9	15.3	-14.4	-17.1	-9.6	0.6	-0.5	-2.7	-5.8	-5.2	-7.5	Manufacture of power-driven hand tools with self-contained electric or non-electric motor or pneumatic drives
-3.4	-2.8	-4.5	-8.4	-5.4	-2.6	-4.6	-6.1	-5.8	-6.6	-6.9	Manufacture of metal-forming machinery and machine tools
4.4	6.3	7.2	9.7	9.1	7.2	6.0	7.0	3.9	4.2	3.9	Manufacture of air-conditioning machines, including for motor vehicles
1.7	4.5	-9.9	-8.2	-8.2	0.3	0.9	0.4	-0.2	0.6	2.4	Manufacture of other special-purpose machinery
-1.1	12.8	-19.0	-19.8	-19.6	-3.6	5.1	-0.6	1.9	0.8	0.8	Other industry
0.9	2.1	-6.1	-5.8	-5.6	0.7	2.9	0.9	-0.3	-0.7	0.5	Manufacture of motor vehicles
-0.6	8.5	-4.6	-1.8	-0.7	1.7	0.3	-1.8	-5.1	-4.7	-0.8	Manufacture of bodies (coachwork) for motor vehicles; manufacture of trailers and semi-trailers
1.5	2.6	-10.5	-10.5	-9.2	0.6	0.4	1.3	-0.8	-0.7	0.5	Manufacture of parts and accessories for motor vehicles
3.4	3.4	-9.1	-8.7	-7.6	0.6	0.5	0.7	0.4	1.0	2.5	Building of ships and boats
-7.1	7.5	-15.6	-13.3	-13.0	9.0	8.1	6.3	3.9	3.1	-2.8	Manufacture of railway locomotives, rolling stock, air and spacecraft, related machinery, military fighting vehicles and transport equipment n.e.c
2.1	0.8	-10.2	-11.3	-9.4	-1.4	-1.3	0.6	-2.8	-2.7	-0.2	Manufacture of motorcycles
4.0	0.6	-1.3	-1.1	-0.7	5.8	3.6	-2.5	-4.4	-4.1	4.6	Manufacture of bicycles and invalid carriages
5.4	0.6	-2.7	-2.6	-1.9	2.8	2.0	-5.3	-7.5	-7.2	4.3	Other industry
-0.4	0.5	3.4	3.4	3.2	16.0	8.6	6.8	5.7	5.7	5.5	Manufacture of furniture
-4.2	3.3	-9.4	-4.6	-9.0	-3.4	-9.2	-8.4	-6.6	-6.9	-7.5	Manufacture of wooden and cane furniture
8.2	3.6	5.2	5.7	7.3	8.5	7.5	4.6	4.9	5.4	5.4	Other industry
3.0	-2.2	-3.3	-6.9	-4.0	-1.8	-1.9	-4.6	-4.1	-3.9	-3.9	Manufacture of jewellery, bijouterie and related articles
9.9	5.4	8.3	10.4	11.3	12.0	10.7	7.8	8.1	8.6	8.6	Manufacture of musical instruments, medical and dental instruments and supplies and other manufacturing n.e.c.
13.0	2.1	12.1	14.3	14.7	9.2	8.4	6.9	7.3	5.6	5.4	Manufacture of stationery
0.5	8.2	-7.6	-8.8	-8.3	-10.5	-6.9	-7.7	-7.4	-7.6	-6.5	Other industry
3.7	2.1	-2.4	-0.6	0.8	1.7	3.4	1.5	1.3	1.9	2.3	Manufacture of sports goods
-7.3	4.5	-8.2	-11.2	-9.3	-3.7	-3.4	-7.3	-4.0	-4.1	-4.2	Manufacture of games and toys
6.1	1.6	-1.1	1.9	3.2	2.9	4.9	3.5	2.4	3.2	3.7	Repair of fabricated metal products, machinery and equipment and installation of industrial machinery and equipment
2.7	3.4	-2.4	-2.2	-1.1	3.0	2.8	1.2	0.8	1.0	1.6	Repair and maintenance of transport equipment except motorcycles and bicycles
											Other industry
											Total Manufacturing

Kod Kumpulan Group code	Keterangan Kumpulan/Tempoh						
		Okt.	Nov.	Dis.	Jan.	Feb.	Mac
267 (26701 & 26702) & 268 (26800)	Pembuatan peralatan optikal, kelengkapan fotografi, media magnetik dan optikal	-4.8	-9.7	-8.8	-13.3	-11.3	-11.2
271	Pembuatan motor elektrik, penjana, transformer dan perkakasan pengagihan dan pengawalan elektrik	5.4	5.0	6.7	5.0	4.5	4.0
	27101 Pembuatan motor elektrik, penjana dan transformer	5.4	4.2	5.8	1.8	1.0	0.6
	27102 Pembuatan perkakasan pengagihan dan pengawalan	5.4	5.6	7.4	7.7	7.5	6.9
272/ 27200	Pembuatan bateri dan akumulator	-2.2	-9.0	-8.8	-10.6	-4.6	-5.3
273	Pembuatan pendawaian dan peranti pendawaian	5.3	5.7	7.9	8.6	8.3	9.8
	27310 Pembuatan kabel gantian optikal	6.2	-2.2	-0.3	0.6	0.2	5.6
	27320 Pembuatan wayar dan kabel elektronik dan elektrik lain	4.0	4.8	7.2	7.9	7.7	9.1
	27330 Pembuatan alatan pendawaian pembawa dan bukan pembawa arus untuk litar elektrik (tanpa mengira jenis bahan)	22.5	23.5	22.1	22.7	21.9	22.6
274/ 27400	Pembuatan kelengkapan pencahayaan elektrik	-10.4	-17.1	-18.9	-18.2	-17.3	-17.5
275/ 27500	Pembuatan perkakasan domestik	1.2	2.2	3.3	3.4	3.2	2.1
279/ 27900	Pembuatan kelengkapan elektrik lain	-2.4	-0.1	0.5	1.6	1.4	3.5
281 & 282	Pembuatan jentera kegunaan umum dan kegunaan khas	1.2	1.5	1.1	1.4	1.3	1.2
	28120 Pembuatan alat-alat kuasa bendalir						
	&						
	28130 Pembuatan pam, pemampat, kepala paip dan injap lain	3.4	24.6	22.6	23.1	23.6	24.1
	28180 Pembuatan alatan tangan yang menggunakan kuasa dilengkapkan dengan motor elektrik atau bukan motor elektrik atau pneumatik	0.6	-5.0	-5.1	-3.9	-4.3	-4.2
	28220 Pembuatan jentera pembentukan logam dan alatan mesin						
	28192 Pembuatan mesin penyaman udara, termasuk untuk kenderaan bermotor	-8.5	-8.0	-7.9	1.1	1.6	2.1
	28290 Pembuatan lain-lain mesin bertujuan khas t.t.t.l. Industri lain	-4.9	-4.5	-3.4	-2.1	-0.6	0.1
		4.8	5.2	4.4	2.1	1.7	0.9
291 (29101 & 29102)	Pembuatan kenderaan bermotor	3.8	1.4	1.7	1.9	1.9	1.9
292/ 29200	Pembuatan kerangka (coachwork) untuk kenderaan bermotor; pembuatan treler dan semi treler	1.2	0.1	-1.1	-1.5	2.3	2.5
293/ 29300	Pembuatan alat ganti dan aksesori untuk kenderaan bermotor	1.4	0.9	0.9	2.1	1.9	2.2
301 (30110 & 30120)	Pembinaan kapal dan bot	1.7	1.4	-0.6	-0.1	-0.7	-0.5
302, 303, 304 & 309	Pembuatan lokomotif keretapi, rolling stock, kapal angkasa dan udara, jentera berkaitan, kenderaan tempur ketenteraan, dan kelengkapan pengangkutan t.t.t.l.	1.6	1.2	1.5	0.2	0.8	1.0
	30910 Pembuatan motosikal	4.2	3.2	3.4	3.1	2.6	2.7
	30920 Pembuatan basikal dan invalid carriages	-3.6	-4.6	-7.1	-10.5	-11.0	-11.2
	Industri lain	0.9	0.9	2.1	0.7	2.6	3.0
310	Pembuatan perabot	4.5	4.7	4.0	4.4	4.3	4.4
	31001 Pembuatan perabot kayu dan rotan	4.1	4.8	5.4	7.6	7.1	7.3
	Industri lain	6.1	4.2	-0.4	-5.0	-3.8	-4.2
321 (32110 & 32120)	Pembuatan barang kemas, bijouterie dan artikel berkaitan	-6.4	-3.9	-4.2	-4.6	-1.7	-1.9
322, 325 & 329	Pembuatan instrumen muzik, peralatan dan bekalan perubatan dan pergigian dan pembuatan lain t.t.t.l.	6.5	7.6	8.2	5.6	3.9	4.0
	32901 Pembuatan alat tulis	-1.0	1.8	3.0	2.0	4.3	1.2
	Industri lain	9.1	9.6	9.9	6.7	3.8	4.8
323/ 32300	Pembuatan barangan sukan	7.7	10.8	13.0	2.1	-1.4	-1.4
324/ 32400	Pembuatan permainan dan mainan	-3.4	-2.2	0.5	-1.2	3.3	1.1
331 & 332	Pembaikan pemasangan produk logam, jentera, kelengkapan dan pemasangan jentera perindustrian dan kelengkapan	4.2	4.8	3.7	2.6	1.7	4.3
	33150 Pembaikan dan penyelenggaraan kelengkapan pengangkutan kecuali motosikal dan basikal	-4.7	-3.5	-7.3	-7.2	-6.9	-4.2
	Industri lain	6.0	6.5	6.1	4.7	3.5	6.0
Jumlah Pembuatan		2.4	2.6	2.7	2.2	2.1	2.4

2022									Group Description/Period
Apr.	Mei	Jun	Jul.	Ogo.	Sep.	Okt.	Nov.	Dis.	
-8.0	-8.9	-6.6	-6.0	-4.6	-4.2	-4.0	-2.4	-1.4	Manufacture of optical instruments, photographic equipment, magnetic and optical media
3.6	3.6	4.0	5.8	5.9	4.6	4.5	4.2	2.8	Manufacture of electric motors, generators, transformers and electricity distribution and control apparatus
0.5	1.8	1.2	0.4	0.3	-0.2	-0.4	-1.0	-2.3	Manufacture of electric motors, generators and transformers
6.1	5.1	6.3	10.3	10.4	8.4	8.3	8.4	6.8	Manufacture of electricity distribution and control apparatus
-5.9	-10.0	-3.5	-3.6	-6.7	2.8	4.3	6.7	8.3	Manufacture of batteries and accumulators
11.4	11.5	9.4	8.4	8.6	5.3	3.8	3.9	-0.4	Manufacture of wiring and wiring devices
8.6	9.6	10.5	12.7	15.1	8.5	8.2	8.0	4.4	Manufacture of fibre optic cables
10.8	11.1	10.1	8.9	9.0	5.6	4.0	4.1	1.2	Manufacture of other electronic and electric wires and cables
21.5	18.4	0.9	0.9	0.3	0.3	-1.0	-0.9	-23.7	Manufacture of current-carrying and non current-carrying wiring devices for electrical circuits regardless of material
-16.1	-15.2	-12.3	-6.7	-5.1	-1.5	-1.3	-2.3	-1.0	Manufacture of electric lighting equipment
1.9	2.6	3.6	3.2	4.1	1.4	1.6	-3.2	-3.1	Manufacture of domestic appliances
3.3	3.9	6.5	6.8	8.6	4.1	5.3	3.0	3.1	Manufacture of other electrical equipment
2.0	2.5	2.8	4.4	4.5	4.4	5.0	3.2	3.6	Manufacture of general-purpose and special-purpose machinery
21.8	21.3	23.6	22.0	21.0	19.4	21.7	-2.3	-1.0	Manufacture of fluid power equipment
									Manufacture of other pumps, compressors, taps and valves
-5.2	-4.4	-3.9	-4.4	-4.2	-4.1	-4.5	-2.0	-2.1	Manufacture of power-driven hand tools with self-contained electric or non-electric motor or pneumatic drives
									Manufacture of metal-forming machinery and machine tools
1.3	2.6	2.4	10.4	10.8	11.2	14.0	14.1	15.3	Manufacture of air-conditioning machines, including for motor vehicles
-0.9	-1.8	0.1	-0.1	-0.5	-1.2	-1.6	-3.1	-2.8	Manufacture of other special-purpose machinery
4.0	4.6	4.3	6.4	6.7	6.6	7.4	6.1	6.3	Other industry
0.6	-0.1	4.0	7.0	7.0	5.2	4.6	4.5	4.5	Manufacture of motor vehicles
2.6	1.8	5.2	4.8	5.9	7.7	7.4	7.1	12.8	Manufacture of bodies (coachwork) for motor vehicles; manufacture of trailers and semi-trailers
2.3	2.9	3.4	3.6	3.8	2.9	2.3	2.2	2.1	Manufacture of parts and accessories for motor vehicles
3.9	4.0	7.5	10.4	10.6	5.6	7.4	7.2	8.5	Building of ships and boats
3.6	3.8	4.7	4.7	5.3	4.9	2.7	2.3	2.6	Manufacture of railway locomotives, rolling stock, air and spacecraft, related machinery, military fighting vehicles and transport equipment n.e.c
4.3	3.6	4.4	3.4	4.5	4.8	2.1	2.5	3.4	Manufacture of motorcycles
-1.3	2.1	5.4	6.7	7.3	10.2	10.3	9.3	7.5	Manufacture of bicycles and invalid carriages
4.3	4.3	4.8	5.2	5.5	3.8	1.4	0.6	0.8	Other industry
4.6	4.2	10.7	10.8	10.7	1.9	2.3	0.4	0.6	Manufacture of furniture
7.5	7.1	15.3	15.8	16.0	3.5	3.6	1.5	0.6	Manufacture of wooden and cane furniture
-4.0	-4.4	-2.6	-3.2	-4.1	-3.2	-1.8	-3.2	0.5	Other industry
0.0	0.7	0.2	0.2	0.02	1.7	2.2	2.6	3.3	Manufacture of jewellery, bijouterie and related articles
3.7	4.3	5.7	7.4	7.5	6.6	5.4	3.8	3.6	Manufacture of musical instruments, medical and dental instruments and supplies and other manufacturing n.e.c.
2.1	2.9	2.9	5.1	5.8	4.4	1.8	-2.4	-2.2	Manufacture of stationery
4.2	4.7	6.6	8.1	8.0	7.2	6.5	5.7	5.4	Other industry
0.8	1.5	1.6	2.0	3.9	4.5	5.3	0.6	2.1	Manufacture of sports goods
0.6	4.1	7.3	13.1	13.2	13.3	12.7	12.3	8.2	Manufacture of games and toys
5.0	5.8	7.5	6.1	4.0	2.1	1.8	0.6	2.1	Repair of fabricated metal products, machinery and equipment and installation of industrial machinery and equipment
-3.4	-3.9	1.4	0.3	-0.02	0.2	0.8	-0.5	4.5	Repair and maintenance of transport equipment except motorcycles and bicycles
6.7	7.7	8.7	7.2	4.8	2.5	2.0	0.8	1.6	Other industry
2.5	2.7	3.7	4.1	4.3	3.8	3.6	3.3	3.4	Total Manufacturing

Jadual Table **1.5c** : Bilangan Pekerja Bergaji Sektor Pembuatan Mengikut Kumpulan: Perubahan Peratusan Bulanan/Suku Tahunan
 : Number of Paid Employees of Manufacturing Sector by Group: Monthly/Quarterly Percentage Change

Kod Kumpulan Group code	Keterangan Kumpulan/Tempoh	2021				2022				2021						
		Q1	Q2	Q3	Q4	Q1	Q2	Q3	Q4	Jan.	Feb.	Mac	Apr.	Mei	Jun	Jul.
101	Pemprosesan dan pengawetan daging	1.7	-0.2	3.7	-3.9	0.6	0.2	3.1	1.0	3.6	-0.8	-1.0	-0.02	0.05	-0.3	-0.1
102	Pemprosesan dan pengawetan ikan, krustasea dan moluska	4.8	-2.9	0.5	-0.03	0.1	2.6	1.2	1.2	5.1	0.1	-0.4	-1.2	-1.1	-0.7	0.1
	10201 Pengetinan ikan, krustasea dan moluska &															
	10202 Pemprosesan dan pengawetan ikan, krustasea dan moluska Industri lain	3.8	-2.4	-0.7	-1.2	0.8	2.0	1.3	2.1	3.5	0.5	-0.2	-1.1	-1.1	-0.2	-0.6
103	Pemprosesan dan pengawetan buah-buahan dan sayur - sayuran	1.2	-0.7	-8.7	-1.1	1.3	-0.9	-1.4	-1.1	4.0	-1.3	-1.4	0.6	-1.2	-0.1	0.9
	10303 Pengetinan nanas &															
	10304 Pembuatan jem, marmalad dan sajian jeli Industri lain	1.2	-1.8	-50.7	0.9	-11.9	9.4	-0.1	16.8	3.2	-0.9	-0.9	-1.3	-0.2	-0.2	-0.6
104	Pembuatan minyak dan lemak daripada sayuran dan haiwan	0.2	0.4	2.1	0.2	0.5	0.2	2.6	2.5	0.4	0.02	-0.3	0.04	0.4	0.02	0.9
	10404 Pembuatan minyak sayuran mentah dan bertapis &															
	10406 Pembuatan sebatian lemak masakan	1.5	-0.8	0.0	4.8	-2.1	1.9	0.4	5.6	-1.1	0.1	2.5	-0.8	0.8	-0.8	0.0
	10405 Pembuatan minyak kelapa Industri lain	1.3	-1.1	-0.02	2.6	1.9	2.2	0.6	0.1	0.4	0.8	0.1	-0.7	-0.4	0.0	-0.9
105	Pembuatan produk tenusu	6.3	0.7	0.1	-4.9	-1.1	2.0	-0.9	1.1	4.5	0.9	0.8	1.0	-0.3	-0.05	-0.4
	10502 Pembuatan susu pekat, tepung dan sejat Industri lain	7.0	0.4	0.5	-4.5	-2.3	1.0	-1.2	1.5	6.2	0.4	0.4	0.7	-0.3	0.03	-0.2
		4.3	1.4	-1.0	-6.1	2.5	4.7	0.1	-0.03	-0.1	2.2	2.1	1.9	-0.3	-0.3	-0.8
106	Pembuatan produk bijian, kanji dan produk berkanji	2.4	-0.05	3.1	-0.4	0.6	-0.7	2.4	1.3	3.0	-0.6	0.1	-0.3	0.4	-0.2	-0.1
	10611 Pengilangan beras	5.2	-1.0	6.7	-6.0	3.0	-0.6	5.6	1.3	6.4	-0.9	-0.2	-0.9	0.4	-0.4	-0.2
	10613 Pengilangan tepung Industri lain	0.2	1.5	0.4	3.4	-0.4	-0.6	-0.3	1.9	-0.4	-0.1	0.7	0.3	1.1	0.1	0.1
		-0.3	-2.6	-2.2	10.8	-6.1	-1.7	-0.5	-1.4	2.6	-1.3	-1.6	-0.1	-2.1	-0.4	-0.7
107	Pembuatan produk makanan lain	4.5	0.5	0.4	0.9	3.0	-0.3	1.0	1.8	4.2	0.2	0.1	0.3	-0.7	0.9	0.2
	10711 Pembuatan biskut dan cookies	-1.0	-0.1	0.0	19.7	0.7	0.5	0.6	-0.8	-0.04	-0.5	-0.5	0.9	-1.4	0.4	-0.9
	10712 Pembuatan roti, kek dan produk bakeri lain	1.9	4.9	1.4	-0.8	-3.2	0.4	2.0	4.4	1.8	0.1	0.01	1.8	-0.6	3.7	0.2
	10713 Pembuatan produk snek	1.2	-0.5	-4.4	-0.01	-0.2	1.5	-0.1	3.7	3.3	-1.0	-1.0	-0.6	-0.4	0.5	-0.6
	10721 Pembuatan gula	-0.3	-1.0	1.2	-3.1	0.2	-1.8	0.9	-0.5	-0.5	0.1	0.1	-0.7	-0.2	-0.1	-0.3
	10731 Pembuatan produk koko	-1.3	-1.7	-1.2	-1.1	0.1	0.3	2.5	-3.3	-0.1	-0.6	-0.6	-0.9	-1.2	0.5	0.3
	10732 Pembuatan coklat dan produk coklat &															
	10733 Pembuatan konfeksi gula	-0.6	-1.3	-1.5	-4.7	-1.2	1.9	2.1	-4.8	0.7	-0.6	-0.8	-0.2	-0.4	-0.7	-0.8
	10793 Pembuatan sos dan bahan perasa	12.7	-2.1	1.0	6.2	8.0	1.4	-1.5	7.0	14.4	-0.8	-0.7	-0.4	-0.7	-0.9	-0.5
	10799 Pembuatan produk makanan lain f.t.f.l. Industri lain	14.9	-1.5	0.4	-5.3	22.4	-7.0	2.1	-4.6	10.3	3.6	0.6	-1.5	-0.5	0.4	0.6
		5.6	-0.4	1.2	-1.1	2.3	0.6	0.6	3.6	4.6	0.01	1.0	0.2	-0.6	0.1	1.1
108/10800	Pembuatan makanan haiwan tersedia	-1.0	-0.2	-10.6	-5.9	-0.5	4.4	-0.2	0.9	-1.2	0.2	0.03	0.3	-0.2	-0.4	1.9
110	Pembuatan minuman ringan	2.8	-3.0	2.5	-0.5	2.2	-0.4	-0.6	1.4	1.9	0.5	0.3	-1.0	-0.7	-1.3	-0.1
	11041 Pembuatan minuman ringan	0.2	-1.3	-0.9	1.9	2.5	-0.03	-0.5	1.0	-0.4	0.4	0.3	-0.7	-0.7	0.1	-1.3
	11042 Pengeluaran air mineral semulajadi dan minuman lain yang dibotolkan Industri lain	2.0	-6.3	2.6	-1.7	0.1	-0.5	-2.2	0.8	1.4	0.3	0.3	-1.5	-1.0	-4.0	3.3
		26.5	-5.0	25.4	-11.0	5.2	-1.9	2.0	5.1	23.3	2.4	0.2	-1.1	-0.5	-3.5	-1.1
120/12000	Pembuatan produk tembakau	21.7	-18.5	3.9	0.2	17.9	-17.2	2.4	2.8	7.2	14.9	-1.2	-18.4	0.3	-0.5	-3.3
131	Pemintalan, penununan dan penyiapan tekstil	0.7	-2.7	0.7	0.9	-0.6	-2.8	1.9	-0.2	-0.7	1.2	0.3	-0.1	0.2	-2.8	-1.2
	13110 Penyediaan dan pemintalan gentian tekstil &															
	13120 Penununan tekstil	-0.6	-2.2	-2.5	-0.5	-2.5	-3.5	0.8	1.7	-1.1	0.9	-0.5	-0.3	-0.2	-1.8	-1.3
	13132 Pewarnaan, pelunturan, percetakan dan penyiapan akhir benang dan fabrik Industri lain	6.0	0.1	10.4	8.1	2.8	-0.5	4.2	-3.3	-1.0	3.5	3.5	0.5	0.0	-0.5	2.2
		-2.1	-21.6	2.9	-20.9	9.4	-6.4	3.4	-10.2	4.9	-3.4	-3.3	-1.1	6.9	-25.8	-18.8
139	Pembuatan tekstil lain	4.4	0.05	1.3	2.3	-0.5	3.1	-0.1	0.02	4.8	-1.0	0.6	0.2	2.0	-2.1	-0.1
	13910 Pembuatan fabrik dikait dan dikrusye Industri lain	2.4	2.6	2.3	3.16	0.03	1.0	-0.1	-2.8	3.1	-0.3	-0.4	0.9	2.1	-0.4	0.1
		5.8	-1.6	0.5	1.8	-0.9	4.5	-0.05	1.9	6.0	-1.5	1.3	-0.2	1.9	-3.2	-0.1
141	Pembuatan pakaian, kecuali pakaian berbulu	0.7	-4.4	-1.3	7.3	1.5	-1.1	-1.8	4.1	0.1	0.6	-0.02	-0.4	1.2	-5.2	-0.7
	14102 Pembuatan pakaian Industri lain	0.4	-2.3	-1.1	6.3	0.3	0.1	-1.8	4.4	-0.5	0.8	0.1	-0.1	1.9	-4.0	-0.6
		1.4	-9.9	-1.9	10.1	4.9	-4.1	-1.8	3.2	1.6	0.1	-0.3	-1.3	-0.5	-8.2	-1.0
142 & 143	Pembuatan artikel daripada kulit bulu dan pakaian yang dikait dan dikrusye	-4.3	-0.8	-16.4	1.9	4.0	1.0	-2.0	-0.3	-4.3	1.9	-1.9	-0.4	-0.4	0.0	-0.3
151 (15110 & 15120)	Penyamakan dan pembersihan kulit, pembuatan bagasi, beg tangan, pelana dan abah-abah pembersihan dan pewarnaan bulu	0.8	-2.9	6.6	3.3	-1.0	-5.8	2.3	0.2	0.2	1.4	-0.7	-0.04	0.6	-3.5	-2.0
152	Pembuatan kasut	2.2	-3.5	-0.1	1.8	2.8	3.5	0.9	1.3	2.9	1.6	-2.3	0.5	0.05	-4.0	-1.4
	15201 Pembuatan kasut kulit &															
	15203 Pembuatan kasut getah Industri lain	0.5	-5.0	-2.3	5.0	3.0	3.4	1.1	2.4	2.4	1.2	-3.0	1.2	0.4	-6.5	-0.6
		4.4	-1.7	2.5	-1.9	2.6	3.8	0.6	-0.1	3.6	2.2	-1.3	-0.5	-0.4	-0.8	-2.5
161/16100	Pengilangan dan pengetaman kayu	0.9	-7.7	11.1	0.7	0.3	-1.7	1.3	-1.8	1.1	0.1	-0.3	0.9	-0.1	-8.4	6.9

2022																Group Description/Period	
Ogo.	Sep.	Okt.	Nov.	Dis.	Jan.	Feb.	Mac.	Apr.	Mei	Jun	Jul.	Ogo.	Sep.	Okt.	Nov.		Dis.
-0.6	4.4	-2.7	-0.4	-0.8	3.7	-0.6	-2.4	0.0	0.5	-0.3	-1.3	0.4	4.0	-0.03	0.9	0.1	Processing and preserving of meat
-0.7	1.1	-0.8	-0.7	1.5	2.5	-1.8	-0.5	1.1	-0.2	1.7	0.8	0.2	0.2	0.04	0.3	0.9	Processing and preserving of fish, crustaceans and molluscs Canning of fish, crustaceans and molluscs
-0.7	0.6	-1.0	-1.4	1.3	3.1	-1.7	-0.5	1.3	-0.5	1.1	0.7	0.3	0.2	0.4	0.3	1.4	Processing, curing and preserving of fish, crustacean and molluscs
-0.7	4.0	0.1	3.6	2.5	-0.6	-1.9	-0.9	-0.5	1.2	4.9	0.9	-0.3	0.2	-1.7	-0.1	-1.3	Other industry
-8.1	-1.4	-2.2	-0.7	1.9	4.8	-0.9	-2.4	-0.5	-0.1	-0.3	1.5	-3.2	0.3	-0.6	-0.5	-0.03	Processing and preserving of fruits and vegetable
																	Pineapple canning
-50.1	-0.7	-0.2	-1.6	2.7	-4.3	-1.0	-7.1	6.3	-1.0	4.0	-0.4	-1.1	1.4	-0.7	0.1	17.6	Manufacture of jams, marmalades and table jellies
-3.6	-1.4	-2.3	-0.7	1.8	5.3	-0.9	-2.2	-0.9	-0.1	-0.5	1.6	-3.3	0.3	-0.6	-0.5	-1.0	Other industry
-0.1	1.3	-2.0	1.6	0.6	0.2	0.7	-0.3	-0.2	0.2	0.3	1.1	0.3	1.2	0.2	1.6	0.6	Manufacture of vegetable and animal oils and fats Manufacture of crude and refined vegetable oil
0.1	-0.1	0.0	4.6	0.2	-1.5	0.3	-1.0	0.1	1.6	0.3	0.8	-0.6	0.2	-0.1	5.8	-0.2	Manufacture of compound cooking fats
0.8	0.1	0.0	2.8	-0.1	0.7	0.6	0.6	2.2	0.0	0.0	0.1	-0.1	0.6	0.0	-0.1	0.2	Manufacture of coconut oil
-0.1	1.4	-2.1	1.4	0.6	0.3	0.7	-0.3	-0.3	0.1	0.3	1.1	0.4	1.3	0.3	1.4	0.7	Other industry
0.4	0.1	-4.5	-0.4	0.0	-1.4	-0.3	0.6	0.6	0.4	1.0	-0.2	-0.8	0.2	0.4	0.4	0.3	Manufacture of dairy products Manufacture of condensed, powdered and evaporated milk
0.8	-0.1	-4.7	0.0	0.2	-2.2	-0.4	0.2	0.4	0.1	0.5	-0.5	-0.9	0.2	-0.02	1.3	0.2	Other industry
-0.7	0.5	-4.2	-1.6	-0.4	0.8	0.2	1.5	1.0	1.1	2.5	0.5	-0.6	0.2	1.5	-1.9	0.4	Other industry
1.0	2.2	-0.4	-0.8	0.8	0.6	0.0	-0.1	0.5	-1.3	0.1	0.2	0.3	2.0	-0.6	1.3	0.7	Manufacture of grain mill products, starches and starch products
3.5	3.3	-0.8	-4.6	-0.7	2.2	0.8	0.0	0.8	-1.0	-0.4	0.3	1.8	3.4	-0.4	0.6	1.2	Rice milling
-0.6	0.9	-0.4	2.1	1.7	0.1	-0.6	0.1	0.1	-1.2	0.6	0.6	-1.1	0.2	-0.5	2.4	0.05	Flour milling
-3.9	2.5	1.7	5.3	3.4	-4.4	-0.4	-1.4	1.0	-2.5	-0.2	-2.5	-1.1	3.3	-2.1	-0.6	1.3	Other industry
-0.2	0.3	-0.2	1.1	0.0	2.3	-0.2	0.8	-0.8	-0.1	0.5	0.1	0.5	0.4	0.5	0.3	1.0	Manufacture of other food products
-0.1	1.1	2.7	17.6	-0.9	0.7	0.1	-0.2	-0.2	-0.8	1.6	0.7	0.0	-0.1	-0.9	0.6	-0.5	Manufacture of biscuits and cookies
0.4	0.7	-1.5	0.5	0.2	1.0	-3.7	-0.5	1.4	-0.4	-0.6	0.7	0.6	1.9	0.9	1.5	Manufacture of bread, cakes and other bakery products	
-0.3	-3.5	-0.8	0.3	0.5	0.5	-0.5	-0.1	0.4	-0.3	1.5	0.3	-0.6	0.1	1.1	0.2	2.4	Manufacture of snack products
1.2	0.3	-2.8	-2.0	1.7	-0.2	0.4	0.0	-1.5	0.8	-1.2	-0.1	1.3	-0.3	-0.4	-2.0	2.0	Manufacture of sugar
-1.2	-0.3	-3.2	1.4	0.8	0.5	0.4	-0.9	0.3	0.3	-0.3	0.8	1.2	0.4	-3.6	-0.6	0.9	Manufacture of cocoa products
																	Manufacture of chocolate and chocolate products
-0.1	-0.6	0.7	-5.4	0.0	-2.2	0.1	0.9	-0.6	-0.4	2.9	0.4	1.5	0.2	0.2	-4.9	-0.1	Manufacture of sugar confectionery
0.5	1.0	0.5	4.3	1.3	3.2	3.2	1.4	-1.7	2.8	0.4	-1.1	0.3	-0.7	0.4	5.1	1.5	Manufacture of sauces and condiments
-2.1	1.9	-0.9	-4.1	-0.4	10.5	3.6	6.9	-6.6	0.1	-0.6	0.1	0.0	2.0	0.1	-4.6	-0.1	Manufacture of other food products n.e.c.
0.0	0.1	0.2	-0.9	-0.4	2.5	0.1	-0.3	0.0	-0.4	1.0	-0.3	0.7	0.2	0.2	1.8	1.5	Other industry
-12.3	0.1	-2.2	-2.7	-1.2	0.5	-0.7	-0.3	3.8	0.7	-0.1	-0.2	0.1	-0.1	0.3	0.4	0.2	Manufacture of prepared animal feeds
2.4	0.2	-1.7	0.0	1.2	1.0	1.1	0.1	1.1	-0.6	-0.9	-0.3	-0.4	0.1	-0.2	-0.4	2.0	Manufacture of beverages
0.0	0.4	0.0	0.3	1.6	-0.1	2.3	0.4	1.1	-0.1	-1.0	0.2	-0.7	0.1	-0.1	-0.6	1.7	Manufacture of soft drinks
-0.7	0.0	-4.0	2.2	0.2	0.8	-2.2	1.6	-0.3	-0.5	0.3	-0.9	-1.3	0.1	0.03	0.5	0.3	Production of natural mineral waters and other bottled waters
27.0	-0.1	-6.1	-6.7	1.5	8.5	1.5	-4.4	4.0	-3.4	-2.3	-1.4	3.3	0.2	-1.5	-1.0	7.7	Other industry
-4.7	12.7	0.2	0.1	0.0	7.5	11.1	-1.3	-17.5	-0.1	0.5	-0.5	-4.8	8.1	0.3	0.6	1.8	Manufacture of tobacco products
1.8	0.1	0.9	-1.7	1.7	-1.2	-0.1	0.6	-1.3	-0.3	-1.2	-0.5	1.0	1.5	0.4	-0.6	-0.03	Spinning, weaving and finishing of textiles Preparation and spinning of textile fibres
-1.0	-0.3	-0.4	0.0	-0.1	-2.2	0.3	-0.6	-1.6	-0.9	-1.2	-0.5	1.0	0.3	0.9	1.5	-0.7	Weaving of textiles
3.9	4.0	5.2	-3.7	6.8	-0.2	-1.0	4.1	-0.7	0.5	-0.3	-0.5	0.7	4.1	-0.1	-4.6	1.5	Dyeing, bleaching, printing and finishing of yarns and fabrics
48.2	-14.5	-2.8	-18.6	0.0	13.4	0.2	-3.7	-2.6	4.7	-8.3	-0.3	2.0	1.7	-3.0	-8.0	0.7	Other industry
0.0	1.3	-0.2	2.7	-0.1	0.2	-0.6	-0.1	0.8	2.0	0.2	-0.6	0.1	0.4	-0.6	1.3	-0.7	Manufacture of other textiles
-0.3	2.6	0.5	2.0	0.7	0.7	-0.1	-0.5	-0.1	1.4	-0.3	-0.4	-0.1	0.5	-2.3	0.4	-0.9	Manufacture of knitted and crocheted fabrics
0.3	0.4	-0.7	3.1	-0.6	-0.1	-0.9	0.2	1.4	2.5	0.6	-0.7	0.3	0.4	0.6	1.8	-0.5	Other industry
1.0	-1.5	-0.4	7.2	0.5	0.4	1.0	0.1	-0.7	0.7	-1.1	-1.2	-0.7	0.1	-1.0	4.5	0.7	Manufacture of wearing apparel, except fur
1.2	-1.6	-0.9	6.9	0.4	-1.2	1.2	0.3	-0.7	1.2	-0.4	-1.3	-0.8	0.3	-1.2	4.4	1.1	Manufacture of clothings
0.4	-1.3	0.8	8.3	0.9	4.8	0.5	-0.4	-0.8	-0.5	-2.8	-0.8	-0.4	-0.6	-0.7	4.6	-0.6	Other industry
-16.4	0.2	-3.4	3.8	1.7	2.8	0.1	1.0	1.1	0.0	-0.1	0.0	-2.6	0.6	-3.2	3.8	-0.7	Manufacture of articles of fur, knitted and crocheted apparel
																	Tanning and dressing of leather; manufacture of luggage, handbags, saddlery and harness; dressing and dyeing of fur
4.6	4.0	2.9	0.5	-0.1	-0.4	0.4	-1.0	-1.2	-1.0	-3.7	-1.2	2.2	1.3	-0.02	-0.7	0.9	
-0.8	2.1	1.3	0.7	-0.2	3.8	2.7	-3.6	0.7	1.8	1.0	-1.0	0.7	1.2	0.5	0.8	-0.1	Manufacture of footwear Manufacture of leather footwear
-1.0	-0.7	3.0	1.8	0.1	5.4	1.6	-3.8	-0.2	1.6	2.0	-0.5	0.8	0.8	1.4	1.2	-0.2	Manufacture of rubber footwear
-0.5	5.6	-0.7	-0.7	-0.5	1.9	4.1	-3.4	1.9	2.0	-0.2	-1.7	0.6	1.7	-0.6	0.3	0.1	Other industry
1.8	2.1	-0.1	0.6	0.3	1.2	-0.4	-0.5	0.1	0.4	-2.1	0.2	0.6	0.5	-0.4	0.5	-1.8	Sawmilling and planning of wood

Kod Kumpulan Group code	Keterangan Kumpulan/Tempoh	2021				2022				2021						
		Q1	Q2	Q3	Q4	Q1	Q2	Q3	Q4	Jan.	Feb.	Mac	Apr.	Mei	Jun	Jul.
162	Pembuatan produk daripada kayu, gabus, jerami dan bahan jalinan lain	-1.8	0.9	2.7	0.2	-3.1	2.0	0.8	1.9	0.9	-1.2	-1.5	-0.4	3.9	-2.5	0.9
16211	Pembuatan kepingan venier dan papan lapis	-3.6	0.8	5.4	-1.4	-3.4	1.8	1.8	1.5	-0.7	-1.4	-1.5	-0.8	4.7	-3.1	1.6
16212	Pembuatan papan partikel dan papan gentian	0.6	-6.7	-2.3	6.1	1.8	-0.3	-2.6	-3.9	0.3	0.2	0.2	-0.6	0.03	-6.2	-0.3
16221	Perfukangan kayu untuk jurubina	3.0	2.9	0.2	-5.9	-10.9	2.3	-1.7	7.8	5.2	-0.9	-1.1	1.2	1.9	-0.2	-0.4
	Industri lain	-2.0	4.1	-0.8	9.0	2.2	3.5	1.8	1.4	2.5	-1.7	-2.7	-0.9	5.9	-0.8	0.5
170	Pembuatan kertas dan produk kertas	7.6	-2.0	1.1	2.6	1.4	-0.6	1.8	1.8	1.4	0.6	-0.1	-0.7	-0.3	-1.0	-0.6
17010	Pembuatan pulpa, kertas dan kertas tebal	1.4	-3.0	0.9	8.1	-0.9	0.4	1.1	4.6	0.5	0.4	0.4	-1.1	-0.4	-1.5	0.0
17020	Pembuatan kertas gelugur dan kertas tebal dan bekas daripada kertas dan kertas tebal	7.7	-0.7	0.1	1.2	1.5	-0.5	3.3	2.4	0.1	0.5	0.3	-0.7	0.01	0.1	-3.4
17091	Pembuatan sampul surat dan kad surat	3.0	-2.5	-1.3	-5.0	0.9	1.5	2.1	-4.7	4.6	-0.8	-0.8	-2.1	-0.3	-0.1	-0.4
17092	Pembuatan kertas kegunaan rumah dan pembersih peribadi	1.0	-1.0	0.2	5.9	-0.6	-2.1	1.8	-0.5	1.8	-0.4	-0.5	-0.3	-0.6	-0.2	-0.5
17093	Pembuatan kertas bergam atau pelekat yang berjalur atau bergulung dan label dan kertas dinding	7.3	-5.5	6.7	-0.9	4.4	-0.6	-1.9	2.2	2.3	4.7	0.2	-0.8	-0.2	-4.4	6.3
	Industri lain	1.3	-2.6	0.8	0.5	4.4	-0.9	1.8	0.6	4.8	-1.8	-1.6	0.4	-0.8	-2.2	0.7
181 & 182	Percetakan, aktiviti perkhidmatan berkaitan percetakan dan penerbitan semula media rakaman	0.9	-3.9	-0.9	7.9	0.3	-2.6	-0.7	7.1	0.3	0.1	0.5	-3.0	0.3	-1.2	-0.5
18110	Percetakan	1.1	-3.8	-1.0	8.7	0.5	-2.2	-0.7	7.2	0.5	0.03	0.6	-3.1	0.3	-1.1	-0.5
18120	Aktiviti perkhidmatan berkaitan percetakan &	0.2	-4.0	-0.4	4.4	-0.4	-4.4	-0.6	6.8	-0.3	0.2	0.3	-2.5	-0.1	-1.5	-0.4
18200	Penerbitan semula media rakaman															
192 (19201 & 19202)	Pembuatan produk petroleum bertapis	3.5	-2.3	2.0	-0.3	3.7	-2.6	2.3	0.9	1.0	0.02	2.5	-2.6	0.04	0.3	1.9
201	Pembuatan kimia asas, baja dan sebatian nitrogen, plastik dan getah sintetik dalam bentuk primer	-2.2	-3.2	0.6	-3.1	2.3	-1.5	-0.1	1.1	-2.2	-0.1	0.1	-2.3	-0.4	-0.4	0.9
20111	Pembuatan gas perindustrian atau perubatan bukan organik dalam bentuk cecair atau mampat	7.4	-0.7	1.9	-24.8	1.5	1.2	-0.3	3.1	8.4	-0.5	-0.5	0.0	-1.3	0.5	1.2
20112	Pembuatan kimia organik asas &	0.7	-2.1	1.0	9.4	1.9	-0.7	1.5	5.7	1.2	-0.3	-0.3	-0.6	-0.1	-1.4	1.5
20113	Pembuatan sebatian bukan organik															
20121	Pembuatan baja &	3.4	-8.8	1.1	-13.0	4.7	-8.5	-0.6	-11.9	3.0	-0.3	0.6	-8.6	-0.2	-0.1	1.7
20129	Pembuatan produk campuran nitrogen															
20131	Pembuatan plastik dalam bentuk primer	-15.8	-0.8	-1.6	-1.4	1.1	-0.6	-1.7	2.4	-16.5	0.4	0.4	-0.1	-0.8	0.1	-0.6
	Industri lain	4.3	-3.1	1.6	11.2	4.3	7.9	-1.3	1.8	2.8	1.1	0.4	-2.9	0.5	-0.7	-0.5
202 & 203	Pembuatan produk kimia lain dan serat buatan manusia	9.2	-3.2	-1.1	3.6	4.5	-3.0	-0.8	3.7	3.6	-0.2	5.5	-4.3	0.9	0.3	-1.1
20210	Pembuatan racun perosak dan produk agrokimia lain	14.2	-1.5	-0.7	5.7	-2.0	-1.4	-1.6	4.8	20.7	-2.7	-2.7	-0.3	-1.2	-0.1	-0.2
20221	Pembuatan cat, varnis dan penyadur dan mastik	19.5	-16.7	-2.7	-3.2	18.4	-17.4	-1.2	3.2	3.5	-3.1	19.0	-16.3	-0.3	-0.1	0.1
20222	Pembuatan dakwat cetak	23.1	0.8	0.0	0.4	17.3	-2.0	0.2	-0.01	0.0	0.1	23.0	-1.4	0.3	1.9	0.2
20231	Pembuatan sabun dan bahan pencuci, penyediaan & membersihkan dan mengilat	1.6	0.8	-1.7	-0.5	-0.6	0.9	1.3	4.1	0.8	0.4	0.4	-1.4	2.5	-0.2	-1.9
20232	Pembuatan pewangi dan penyediaan dandanan diri															
20291	Pembuatan plat fotografi, filem, sensitized paper dan other sensitized unexposed materials &															
20292	Pembuatan dakwat menulis dan melukis &	8.1	0.8	0.4	15.8	0.3	1.6	-3.6	5.3	5.2	2.0	0.7	-0.2	0.2	0.9	-1.4
20299	Pembuatan produk kimia lain t.t.t.l. Industri lain	-2.9	0.6	-1.0	-8.6	3.3	-1.8	0.1	-12.8	-1.0	-1.0	-1.0	-0.3	-0.3	1.3	-0.3
210	Pembuatan produk farmaseutikal, kimia perubatan dan botani	0.3	12.1	1.1	-5.5	-1.2	12.9	3.0	-5.2	-0.1	0.6	-0.2	12.8	-0.8	0.2	0.8
21001	Pembuatan bahan aktif ubat-ubatan untuk digunakan oleh bidang farmakologi dalam pembuatan ubat-ubatan	0.5	11.1	0.2	-3.0	-2.0	11.1	3.0	-4.6	-0.2	1.0	-0.3	12.0	-0.7	-0.1	0.7
	Industri lain	-0.2	14.8	3.1	-11.2	1.0	17.3	2.9	-6.7	0.2	-0.2	-0.2	14.8	-0.9	0.9	0.9
221	Pembuatan produk getah	0.9	3.7	-1.3	-2.5	2.0	1.4	-0.6	-2.9	0.8	-0.5	0.7	4.2	-0.3	-0.2	-0.7
22111	Pembuatan tayar getah untuk kenderaan	-1.3	8.9	-12.5	2.4	2.1	4.7	-13.2	1.3	1.6	-1.4	-1.4	8.9	0.3	-0.2	-12.0
22112	Pembuatan bunga tayar yang boleh ditukar ganti dan tayar celup	-3.8	-5.9	5.2	8.0	-5.6	-4.4	6.7	7.5	-0.1	-1.9	-1.8	3.3	-3.6	-5.4	0.5
22191	Pembuatan produk lain daripada getah asli atau sintetik, & tidak divulkan, divulkan atau dikeraskan	-0.3	-0.2	-3.3	-3.2	-0.6	1.6	2.7	2.1	0.3	-1.2	0.6	1.6	-1.4	-0.4	0.9
22193	Pengilangan semula getah dan prosesan susu getah															
22192	Pembuatan sarung tangan getah	1.2	5.4	-0.2	-6.0	3.8	3.4	-1.6	-6.5	0.1	-0.2	1.3	4.7	0.1	0.5	-0.2
22199	Pembuatan produk getah lain yang t.t.t.l.	2.0	2.1	-0.4	3.4	0.2	-3.0	2.3	0.2	2.3	-0.5	0.1	3.6	-0.4	-1.1	-0.1
222	Pembuatan produk plastik	0.8	-0.2	-2.1	1.3	1.2	0.7	1.0	0.3	1.3	-0.5	-0.01	1.3	-0.3	-1.2	-0.8
22201	Pembuatan produk plastik separa siap &	-1.2	1.3	-3.3	-1.9	6.3	4.8	-0.4	0.4	0.1	-0.9	-0.4	3.7	-0.5	-1.9	-2.1
22202	Pembuatan produk plastik siap															
22203	Pembuatan artikel plastik untuk pembungkusan barangan	0.8	0.5	-1.1	3.7	0.5	0.4	2.0	1.0	2.1	-0.9	-0.4	1.2	-0.1	-0.5	-1.1
22204	Pembuatan barangan plastik jurubina	3.7	-3.9	0.2	0.4	7.8	-1.3	1.0	1.7	2.9	0.6	0.2	-0.3	-1.0	-2.7	0.3
22205	Pembuatan pinggan mangkuk, peralatan dapur dan barangan tandas daripada plastik	3.0	-0.9	-1.6	0.3	15.7	3.2	0.8	-9.2	1.9	0.2	0.8	0.3	0.02	-1.3	-2.0
22209	Pembuatan pelbagai produk plastik t.t.t.l.	1.5	-1.4	-2.4	1.5	-5.2	-2.3	1.2	2.3	1.2	-0.02	0.3	0.1	-0.3	-1.2	0.5
231 (23101 & 23102 & 23109)	Pembuatan kaca dan produk kaca	1.6	-2.0	-1.6	7.7	0.4	6.0	2.7	1.9	1.0	0.3	0.3	0.6	-1.2	-1.4	-0.5

2022																Group Description/Period	
Ogo.	Sep.	Okt.	Nov.	Dis.	Jan.	Feb.	Mac.	Apr.	Mei	Jun	Jul.	Ogo.	Sep.	Okt.	Nov.		Dis.
0.1	1.7	-0.2	1.5	-1.1	0.1	-0.5	-2.8	-0.8	3.9	-1.0	-0.8	0.0	1.6	0.4	1.1	0.5	Manufacture of products of wood, cork, straw and plaiting materials
0.7	3.1	-1.5	0.8	-0.7	-1.7	-0.9	-0.8	-1.1	4.8	-1.8	-1.3	-0.2	3.4	0.5	1.4	-0.4	Manufacture of veneer sheets and plywood
-0.8	-1.2	1.4	3.8	0.8	1.9	0.5	-0.5	-0.7	0.6	-0.1	0.5	0.1	-3.2	0.6	-2.8	-1.8	Manufacture of particle board and fibreboard
-0.1	0.7	0.8	-5.2	-1.6	0.1	0.3	-11.2	-1.2	3.4	0.2	-1.3	0.5	-0.9	-0.5	2.5	5.7	Manufacture of builders' carpentry
-1.3	0.0	2.4	9.1	-2.6	4.8	-0.3	-2.1	0.2	3.4	-0.1	0.6	0.3	0.8	0.5	1.0	-0.02	Other industry
0.0	1.7	1.5	1.7	-0.7	0.7	0.8	-0.1	-1.0	0.2	0.1	0.3	-0.1	1.6	1.2	0.3	0.3	Manufacture of paper and paper products
-0.9	1.9	7.2	0.7	0.1	0.2	-1.1	-0.1	0.1	0.0	0.4	0.3	-1.1	2.0	2.0	1.1	1.4	Manufacture of pulp, paper and paperboard
1.3	2.2	1.6	0.1	-0.5	-0.1	1.6	0.1	-1.4	0.5	0.4	0.1	0.9	2.3	1.7	0.6	0.1	Manufacture of corrugated paper and paperboard and of containers of paper and paperboard
-0.5	-0.4	-0.8	-3.5	-0.8	2.9	-1.0	-1.0	-2.2	3.3	0.5	-0.2	-0.2	2.4	-0.8	-5.8	2.0	Manufacture of envelopes and letter-card
-0.4	1.1	-0.3	8.6	-2.2	0.7	-0.7	-0.6	-0.6	-1.2	-0.3	0.7	-0.1	1.2	0.2	-0.4	-0.3	Manufacture of household and personal hygiene paper
-0.6	1.0	-0.9	0.0	0.0	0.6	4.1	-0.2	-1.1	1.6	-1.1	-0.2	-0.8	-0.9	0.5	1.6	0.1	Manufacture of gummed or adhesive paper in strips or rolls and labels and wall paper
-2.2	2.4	0.2	0.9	-0.5	4.1	-0.5	0.8	-0.9	-0.3	0.3	1.1	-1.8	2.5	1.0	-0.7	0.4	Other industry
0.1	-0.6	4.1	3.1	0.5	0.1	-0.2	0.5	-3.3	0.6	0.2	-0.3	0.0	-0.4	4.3	2.3	0.4	Printing, service activities related to printing and reproduction of recorded media
0.0	-0.6	4.2	3.7	0.6	0.1	-0.3	0.7	-3.3	0.8	0.3	-0.3	-0.1	-0.3	4.3	2.6	0.1	Printing
0.5	-0.6	3.5	0.7	0.2	0.1	-0.1	-0.4	-3.6	-0.6	-0.2	-0.3	0.2	-0.5	4.0	0.8	1.8	Service activities related to printing
																	Reproduction of recorded media
0.0	0.1	-0.5	-0.5	0.7	-0.3	1.5	2.5	-2.8	0.3	0.0	2.2	0.3	-0.2	-0.03	0.1	0.8	Manufacture of refined petroleum products
0.0	-0.3	-0.5	-2.6	0.0	0.6	0.8	0.9	-1.9	0.3	0.0	0.2	-0.1	-0.1	1.6	-1.0	0.5	Manufacture of basic chemicals, fertilizer and nitrogen compounds, plastics and synthetic rubber in primary forms
0.1	0.7	-0.9	-24.0	-0.1	2.8	-1.2	-0.1	0.0	0.2	1.0	0.2	-1.0	0.5	2.6	0.1	0.4	Manufacture of liquefied or compressed inorganic industrial or medical gases
																	Manufacture of basic organic chemicals
-0.1	-0.5	0.6	8.2	0.5	0.1	0.4	1.4	-0.7	0.1	-0.1	1.1	0.0	0.4	1.7	2.7	1.2	Manufacture of inorganic compounds
																	Manufacture of fertilizers
0.1	-0.7	-1.1	-11.1	-1.1	1.2	3.7	-0.3	-8.9	0.4	0.0	0.1	0.3	-1.0	1.3	-11.8	-1.3	Manufacture of associated nitrogen products
-0.3	-0.6	-1.5	0.3	-0.2	-0.6	0.1	1.7	-0.3	-0.4	0.1	-1.1	0.1	-0.7	1.7	-0.1	0.8	Manufacture of plastics in primary forms
1.0	1.1	-0.2	10.3	1.1	2.5	1.2	0.6	4.3	4.5	-1.0	0.3	-1.7	0.1	0.5	1.2	0.2	Other industry
-0.3	0.3	2.8	1.3	-0.5	0.7	-1.1	4.9	-3.8	1.2	-0.3	-0.4	-0.4	-0.1	1.0	2.3	0.4	Manufacture of other chemical products and man-made fibres
-0.6	0.1	0.6	4.1	1.0	0.6	-2.8	0.3	-0.8	-0.6	0.0	0.0	-5.6	4.2	1.6	4.2	-1.0	Manufacture of pesticides and other agrochemical products
-0.8	-1.9	0.3	-2.2	-1.2	3.7	-3.3	18.0	-16.7	-0.6	-0.3	-0.5	-0.7	0.0	1.1	0.9	1.2	Manufacture of paints, varnishes and similar coatings ink and mastics
-0.3	0.1	-2.0	2.5	-0.1	0.2	-0.2	17.3	-0.7	0.3	-1.6	0.1	0.0	0.2	-0.01	-0.1	0.1	Manufacture of printing ink
																	Manufacture of soap and detergents, cleaning and polishing preparations
-0.3	0.5	-0.2	0.4	-0.7	0.0	-0.8	0.2	-2.4	3.9	-0.6	1.1	0.1	0.1	1.9	1.9	0.3	Manufacture of perfumes and toilet preparations
																	Manufacture of photographic plates, films, sensitized paper and other sensitized unexposed materials
0.2	1.7	11.7	4.2	-0.5	-0.1	0.1	0.3	1.5	-0.5	0.6	-2.5	0.3	-1.5	-0.03	4.3	0.9	Manufacture of writing and drawing ink
																	Manufacture of other chemical products n.e.c.
0.0	-0.6	0.0	-8.0	-0.6	2.2	0.8	0.3	-0.9	0.0	-0.8	0.6	0.1	-0.5	-0.3	-8.4	-4.5	Other industry
0.9	-0.7	-0.6	-5.1	0.2	-1.6	0.5	-0.1	12.9	-0.5	0.5	1.4	1.1	0.5	0.1	-4.8	-0.5	Manufacture of pharmaceuticals, medicinal chemical and botanical products
0.8	-1.2	0.3	-3.0	-0.3	-2.9	1.1	-0.2	11.5	-0.5	0.2	1.9	1.1	0.0	1.1	-5.2	-0.4	Manufacture of medicinal active substances to be used for their pharmacological properties in the manufacture of medicaments
1.4	0.8	-2.6	-10.2	1.5	1.6	-0.8	0.2	16.4	-0.5	1.3	0.2	0.9	1.8	-2.2	-3.9	-0.8	Other industry
-0.4	-0.2	-0.3	-1.8	-0.4	2.2	-0.4	0.2	4.4	-0.4	-2.6	-0.7	0.0	0.2	-1.4	-1.4	-0.1	Manufacture of rubber products
-0.2	-0.4	-0.7	1.2	1.8	1.7	0.9	-0.5	7.1	0.1	-2.4	-12.5	-0.7	-0.2	0.4	1.4	-0.4	Manufacture of rubber tyres for vehicles
3.0	1.6	1.9	7.2	-1.2	0.4	-4.0	-2.0	4.9	-3.3	-5.8	0.0	3.8	2.8	1.3	7.3	-1.1	Manufacture of interchangeable tyre treads and retreading rubber tyres
																	Manufacture of other products of natural or synthetic rubber, unvulcanized, vulcanized or hardened
-0.7	-3.4	-1.2	-1.7	-0.2	0.8	-1.1	-0.3	5.0	-0.9	-2.5	1.7	1.2	-0.2	-0.4	2.1	0.3	Rubber remilling and latex processing
-0.3	0.3	-0.6	-4.9	-0.6	3.4	-0.7	1.1	4.5	-0.3	-0.8	-1.0	-0.8	0.2	-2.5	-3.6	-0.5	Manufacture of rubber gloves
-0.6	0.4	0.6	3.4	-0.5	0.7	0.6	-1.0	3.3	-0.2	-6.0	1.1	0.9	0.3	-0.4	-0.03	0.6	Manufacture of other rubber products n.e.c.
-0.4	-0.9	0.3	0.8	0.2	-1.0	-0.8	3.1	1.1	-0.4	0.0	0.8	0.1	0.1	-0.3	0.6	0.1	Manufacture of plastics products
																	Manufacture of semi-manufactures of plastic products
-0.9	-0.3	0.2	-2.0	-0.2	-1.1	-0.7	8.3	3.4	-0.4	1.8	0.4	-0.4	-0.4	-0.5	0.7	0.3	Manufacture of finished plastic products
-0.2	0.2	0.9	2.2	0.6	-1.5	-0.9	3.0	0.7	-0.6	0.3	0.4	0.6	1.0	0.9	-0.2	0.3	Manufacture of plastic articles for the packing of goods
0.3	-0.5	1.2	-1.2	0.4	0.9	-0.5	7.4	0.6	-1.6	-0.3	0.6	-0.5	0.9	2.5	-1.3	0.6	Manufacture of builders' plastics ware
0.5	0.0	0.6	0.1	-0.4	14.9	0.0	0.7	2.5	0.5	0.2	0.7	-0.4	0.5	-5.7	-1.7	-2.0	Manufacture of plastic tableware, kitchenware and toilet articles
-0.5	-2.4	-0.2	1.6	0.1	-4.4	-1.0	0.2	-0.3	-0.4	-1.6	1.6	0.1	-0.5	0.1	2.0	0.3	Manufacture of diverse plastic products n.e.c.
0.1	-1.3	3.0	-0.5	5.1	1.2	-0.9	0.1	-0.2	6.2	0.0	1.5	2.0	-0.8	-0.6	1.9	0.5	Manufacture of glass and glass products

Kod Kumpulan Group code	Keterangan Kumpulan/Tempoh	2021				2022				2021						
		Q1	Q2	Q3	Q4	Q1	Q2	Q3	Q4	Jan.	Feb.	Mac	Apr.	Mei	Jun	Jul.
239	Pembuatan pengeluaran galian bukan logam f.t.f.l.	0.6	-1.2	1.6	0.5	-0.6	-0.1	0.4	-0.3	2.1	-2.0	0.5	0.8	0.02	-2.0	0.7
23911	Pembuatan mortar refraktori dan konkrit &	6.1	-0.8	-2.7	1.2	-7.0	-1.2	-1.7	3.5	3.3	-2.7	5.5	0.0	0.0	-0.8	-2.4
23921	Pembuatan seramik bukan refraktori															
23930	Pembuatan produk porselin dan seramik lain	-4.9	1.9	-4.7	1.5	-0.6	1.1	3.2	-0.7	1.2	-5.6	-0.5	0.1	3.5	-1.6	-0.8
23941	Pembuatan simen hidrolik	2.4	-0.02	-0.3	4.1	-0.1	3.2	-11.0	3.8	2.4	-0.1	0.1	1.0	-0.7	-0.3	-0.2
23951	Pembuatan konkrit dan mortar siap bancuh dan banchuan kering	-4.7	1.2	6.9	-1.1	-3.7	3.3	4.0	0.8	2.2	-6.3	-0.5	2.3	0.3	-1.4	1.7
23952	Pembuatan konkrit pratuangan, simen atau artikel batu buatan yang digunakan dalam pembinaan;															
23953	Pembuatan komponen struktur pasang siap untuk bangunan atau kejuruteraan awam dari simen, batu atau konkrit buatan	1.9	-3.6	2.2	2.8	1.0	-2.4	1.4	-0.9	1.1	0.3	0.5	0.0	-0.5	-3.1	1.9
23959	Pembuatan artikel konkrit, simen dan plaster lain f.t.f.l.															
23990	Pembuatan produk mineral bukan logam lain f.t.f.l. Industri lain	2.0	-1.8	2.7	2.1	4.7	-2.4	0.6	-1.9	2.2	0.2	-0.4	0.8	0.7	-3.3	1.0
		-0.3	-0.3	0.4	-10.6	3.0	2.7	1.9	-6.4	3.7	-2.0	-1.8	2.2	-0.8	-1.6	-0.03
241 (24101 & 24102 & 24103 & 24104 & 24109)	Pembuatan besi dan keluli asas	-1.3	-1.7	-2.0	7.1	-2.2	1.1	0.1	1.4	1.8	-2.7	-0.3	-2.1	-0.1	0.5	-1.8
242 (24201 & 24202 & 24209)	Pembuatan logam asas berharga dan logam bukan ferus lain	1.6	-4.2	0.1	0.8	3.6	-3.1	1.3	0.02	0.3	1.5	-0.2	-0.8	-0.6	-2.8	-0.7
243	Pengacuan logam	7.4	-7.0	-0.03	1.8	5.9	-6.8	0.4	-1.9	0.6	3.1	3.5	-5.0	-1.6	-0.5	-2.8
251 & 252	Pembuatan produk struktur logam, tangki, takungan, penjana wap, senjata dan peluru	1.6	-6.1	4.1	-0.3	0.4	-2.4	0.3	2.6	0.5	-0.1	1.1	-1.7	-0.1	-4.5	1.2
25113	Pembuatan pintu, tingkap dan bingkai, penutup tingkap & dan pintu pagar daripada logam	2.4	-7.2	5.3	-1.8	0.9	-3.9	-0.9	3.9	0.6	0.0	1.7	-1.7	0.5	-6.0	1.8
25119	Pembuatan produk struktur logam lain															
25120	Pembuatan tangki, takungan dan kontena daripada logam Industri lain	-0.3	-2.3	3.0	1.3	-0.8	0.6	5.9	-1.1	0.04	-0.1	-0.2	-0.2	-0.6	-1.6	0.8
		0.3	-5.7	-0.4	4.9	-0.5	0.7	-1.2	1.5	0.8	-0.6	0.1	-3.2	-2.4	-0.2	-0.8
259	Pembuatan lain-lain produk yang direka daripada logam; aktiviti perkhidmatan kerja logam	2.5	-2.4	0.4	2.4	2.2	-2.2	1.1	1.1	0.7	0.8	1.0	-0.7	-0.5	-1.2	-0.8
25910	Tempaan, tekanan, hentakan dan bentuk gelekkan logam; serbuk metalurgi	1.1	-0.7	0.5	1.2	0.5	0.4	3.3	-2.6	2.0	-0.2	-0.7	-0.4	0.1	-0.4	-1.3
25920	Rawatan dan penyalutan logam; menggunakan mesin	10.3	-6.6	-2.4	4.4	8.4	-7.6	2.3	3.2	0.6	4.9	4.5	-3.7	-0.7	-2.4	0.4
25991	Pembuatan tin untuk produk makanan dan minuman, tiub dan kotak boleh dilipat	-1.1	-1.1	-1.7	4.4	-0.5	-1.1	-0.3	0.1	1.4	-1.2	-1.3	0.6	-1.0	-0.7	-1.1
25992	Pembuatan kabel, plaited bands (jalur/pita berpintal) dan artikel seumpamanya daripada logam	-1.6	-2.1	3.1	0.9	-0.8	-1.3	0.7	1.8	0.2	-1.2	-0.6	-0.7	-0.8	-0.6	-1.0
25993	Pembuatan bolt, skru, nat dan produk uliran seumpamanya															
25994	Pembuatan barangan rumah daripada logam	2.2	-11.0	-2.5	4.2	3.8	-3.8	-5.0	4.7	0.2	1.0	1.0	-1.2	0.6	-10.4	-3.9
25999	Pembuatan produk lain yang direka daripada logam f.t.f.l. Industri lain	5.3	-1.3	0.5	2.8	3.4	-2.7	0.2	4.6	0.1	2.4	2.8	0.3	-0.7	-0.9	-0.7
		1.4	-1.9	1.1	2.5	3.1	-2.0	0.8	-2.2	-0.4	-0.1	1.9	-0.5	-0.5	-0.9	0.7
261	Pembuatan komponen dan papan elektronik	1.9	2.2	1.0	3.5	1.5	2.2	2.1	1.4	0.1	1.2	0.6	1.1	0.4	0.6	0.2
26101	Pembuatan diod, transistor dan alatan semikonduktor & yang seumpamanya	1.8	2.4	1.8	1.4	1.4	2.8	2.2	0.2	0.1	1.3	0.4	1.8	0.5	0.1	0.3
26102	Pembuatan litar elektronik bersepadu dengan pemasangan mikro															
26103	Pembuatan kapasitor dan perintang elektrik &															
26104	Pembuatan papan litar bercetak &	2.7	1.9	0.1	6.8	1.7	1.2	2.7	3.3	0.2	1.3	1.2	0.2	0.2	1.5	0.2
26105	Pembuatan komponen paparan															
26109	Pembuatan komponen lain untuk aplikasi elektronik	-0.7	2.2	-1.5	2.1	0.8	2.6	-2.4	0.2	-0.2	0.1	-0.6	0.8	1.1	0.3	-0.5
262 (26201 & 26202)	Pembuatan komputer dan kelengkapan peranti	1.5	1.1	3.3	3.1	1.1	1.7	1.0	1.9	1.3	0.6	-0.4	-0.1	1.0	0.2	1.4
263/ 26300	Pembuatan peralatan komunikasi	-1.8	4.1	-0.1	0.6	0.001	4.1	3.5	0.1	-1.0	-0.2	-0.7	1.5	1.1	1.5	-0.4
264/ 26400	Pembuatan peralatan elektronik pengguna	-1.1	-0.3	2.2	-1.4	0.1	4.4	1.0	-1.7	-0.8	-0.1	-0.1	-0.8	0.9	-0.5	-5.0
265	Pembuatan kelengkapan mengukur, menguji, memandu arah dan kawalan; jam tangan dan jam	4.0	-0.3	0.6	2.4	1.0	0.9	3.5	2.5	3.5	0.1	0.3	0.2	0.2	-0.7	0.0
26511	Pembuatan kelengkapan mengukur, menguji, memandu arah dan kawalan	4.5	0.4	1.5	0.8	0.2	0.9	4.2	3.3	4.8	-0.3	0.0	0.4	0.4	-0.3	0.5
26512	Pembuatan kelengkapan kawalan proses perindustrian															
26520	Pembuatan jam tangan dan jam dan bahagiannya	2.3	-2.9	-2.2	8.0	4.0	0.7	1.3	-0.1	-0.8	1.6	1.6	-0.6	-0.5	-1.9	-1.9
266/ 26600	Pembuatan peralatan penyinaran, perubatan elektro dan elektroterapeutik	-0.2	1.6	2.3	-3.4	-0.8	0.9	1.6	-0.1	-0.4	0.1	0.1	-0.4	0.6	1.4	1.5

2022																	Group Description/Period
Ogo.	Sep.	Okt.	Nov.	Dis.	Jan.	Feb.	Mar.	Apr.	Mei	Jun	Jul.	Ogo.	Sep.	Okt.	Nov.	Dis.	
0.1	0.8	-0.6	0.8	0.3	1.0	-1.8	0.3	0.5	-0.8	0.2	0.5	-0.7	0.6	0.01	0.1	-0.4	Manufacture of non-metallic mineral products
																	<i>Manufacture of refractory mortars and concretes</i>
-0.5	0.1	-2.5	3.2	0.6	-6.3	-2.2	1.5	-1.0	-0.3	0.1	0.0	-0.6	-1.1	0.5	3.7	-0.7	<i>Manufacture of non-refractory ceramic</i>
-0.4	-3.5	1.8	-0.5	0.2	1.8	-1.1	-1.3	-0.7	1.4	0.4	2.4	0.5	0.2	-0.1	-0.7	0.1	<i>Manufacture of other porcelain and ceramic products</i>
-0.3	0.1	0.0	3.7	0.3	0.3	0.1	-0.5	3.0	0.4	-0.2	0.2	-12.8	1.9	0.1	4.3	-0.6	<i>Manufacture of hydraulic cement</i>
2.7	2.3	-2.9	1.7	0.2	0.9	-4.8	0.3	4.4	-1.3	0.2	-0.3	2.9	1.4	0.2	1.8	-1.2	<i>Manufacture of ready-mix and dry-mix concrete and mortars</i>
																	<i>Manufacture of precast concrete, cement or artificial stone articles for use in construction</i>
-0.7	1.0	-0.2	2.6	0.4	1.7	-1.7	1.0	-1.6	-1.0	0.2	1.2	-0.5	0.7	0.6	-1.7	0.3	<i>Manufacture of prefabricated structural components for building or civil engineering of cement, concrete or artificial stone</i>
																	<i>Manufacture of other articles of concrete, cement and plaster n.e.c.</i>
-0.4	2.0	2.2	0.2	-0.4	3.9	1.1	-0.3	-0.5	-2.0	0.1	0.4	-0.3	0.5	-2.7	0.3	0.4	<i>Manufacture of other non-metallic mineral products n.e.c.</i>
-0.2	0.6	0.1	-10.8	0.1	5.6	-0.9	-1.6	2.6	-0.7	0.8	-0.4	2.2	0.1	-0.1	-4.8	-1.6	<i>Other industry</i>
-0.2	0.1	2.3	-0.2	4.9	-0.6	-2.4	0.8	0.4	-0.1	0.8	0.0	-0.1	0.2	1.6	-0.3	0.02	Manufacture of basic iron and steel
-0.1	0.9	0.5	0.2	0.0	1.4	2.7	-0.5	0.7	-1.2	-2.7	1.0	0.1	0.2	-0.2	-0.1	0.3	Manufacture of basic precious and other non-ferrous metals
2.5	0.4	0.0	1.7	0.2	4.0	2.1	-0.3	-6.3	-1.1	0.6	0.6	-0.6	0.4	0.8	-2.4	-0.3	Casting of metals
0.1	2.6	0.3	-1.0	0.3	0.1	-0.7	0.9	-0.9	0.4	-1.9	-0.3	0.3	0.3	-0.1	0.1	2.6	Manufacture of structural metal products, tanks, reservoirs, steam generators, weapons and ammunition
																	<i>Manufacture of metal doors, windows and their frames, shutters and gates</i>
0.5	3.0	0.1	-2.4	0.5	0.3	-0.6	1.1	-1.5	0.5	-2.8	-0.8	-0.2	0.1	-0.5	0.3	4.1	<i>Manufacture of other structural metal products</i>
-1.2	3.3	0.6	0.8	-0.1	-0.8	0.4	-0.4	1.0	0.3	-0.8	0.9	1.4	3.5	-0.1	-0.3	-0.8	<i>Manufacture of tanks, reservoirs and containers of metal</i>
0.1	0.2	1.1	3.6	0.2	0.1	-2.2	1.7	-0.3	0.1	1.0	0.6	1.6	-3.3	1.4	-0.5	0.5	<i>Other industry</i>
0.0	1.2	0.7	0.7	1.0	0.5	0.4	1.3	-1.5	-0.3	-0.5	0.0	0.4	0.8	-0.1	0.2	1.0	Manufacture of other fabricated metal products; metal working service activities
																	<i>Forging, pressing, stamping and roll-forming of metal; powder metallurgy</i>
0.0	1.9	0.7	0.4	0.1	1.1	0.2	-0.8	-0.2	0.9	-0.3	-1.0	2.3	2.0	-1.1	-1.6	0.1	<i>Treatment and coating of metals; machining</i>
-2.2	-0.7	1.9	1.5	0.9	0.7	3.2	4.3	-5.6	-0.8	-1.2	1.9	-0.6	0.9	1.8	-1.3	2.7	<i>Manufacture of fins and cans for food products, collapsible tubes and boxes</i>
-0.7	0.1	1.7	1.1	1.5	1.9	-0.9	-1.6	1.1	-2.8	0.6	0.7	0.5	-1.4	-0.7	1.3	-0.5	<i>Manufacture of metal cable, plaited bands and similar articles</i>
																	<i>Manufacture of bolts, screws, nuts and similar threaded products</i>
0.6	3.5	-0.6	1.3	0.3	-0.6	0.2	-0.4	-1.2	-0.3	0.1	0.2	0.3	0.1	0.5	1.4	-0.2	<i>Manufacture of metal household articles</i>
0.5	0.9	-0.2	5.0	-0.5	-0.6	0.9	3.5	-3.1	1.4	-2.2	-5.6	0.7	-0.1	-0.1	5.1	-0.3	<i>Manufacture of any other fabricated metal products n.e.c.</i>
0.5	0.7	0.4	-0.7	3.1	0.5	-0.6	3.5	-1.8	-0.2	-0.8	-0.4	-0.4	1.0	-0.01	1.4	3.1	<i>Other industry</i>
0.5	-0.1	1.6	0.8	0.1	0.2	1.0	2.0	-0.4	-1.1	-0.5	1.0	-1.0	0.8	-0.8	-1.3	-0.1	<i>Other industry</i>
0.8	0.0	2.0	0.8	0.6	-0.4	0.9	1.0	0.8	0.2	1.1	0.5	0.8	0.8	-0.2	0.8	0.7	Manufacture of electronic components and boards
																	<i>Manufacture of diodes, transistors and similar semiconductor devices</i>
1.4	0.1	0.3	0.5	0.6	-0.9	1.0	1.3	1.4	0.2	1.2	0.6	1.4	0.3	-0.4	-0.1	0.7	<i>Manufacture of electronic integrated circuits micro assemblies</i>
																	<i>Manufacture of electrical capacitors and resistors</i>
0.2	-0.2	4.7	1.2	0.8	0.0	0.9	0.8	-0.1	0.0	1.3	0.6	0.3	1.7	0.2	2.1	1.0	<i>Manufacture of printed circuit boards</i>
																	<i>Manufacture of display components</i>
-0.7	-0.3	0.3	1.6	0.2	0.9	-0.2	0.1	1.3	1.7	-0.4	-0.8	-0.7	-0.9	-0.8	1.7	-0.7	<i>Manufacture of other components for electronic applications</i>
0.7	1.1	0.1	2.8	0.1	0.5	0.1	0.6	-0.5	1.5	0.6	0.0	1.0	0.0	-0.5	3.2	-0.7	Manufacture of computers and peripheral equipment
0.5	-0.2	0.5	0.9	-0.7	-1.3	1.2	0.2	0.8	1.6	1.5	0.5	1.3	1.7	-0.4	-0.1	0.6	Manufacture of communication equipment
4.6	2.9	1.8	-2.0	-1.2	1.0	-0.5	-0.3	2.1	1.2	1.1	1.4	4.7	-4.8	-0.2	-0.7	-0.8	Manufacture of consumer electronics
0.6	0.0	0.3	1.9	0.2	0.8	-0.3	0.6	-0.3	0.0	1.2	1.3	1.5	0.6	0.6	1.6	0.3	Manufacture of measuring, testing, navigating and control equipment; watches and clocks
																	<i>Manufacture of measuring, testing, navigating and control equipment</i>
0.7	0.2	0.6	-0.2	0.4	1.0	-0.7	-0.1	0.0	-0.2	1.0	1.6	1.8	0.8	0.8	2.2	0.3	<i>Manufacture of industrial process control equipment</i>
0.2	-0.5	-0.7	9.5	-0.6	0.1	0.8	3.1	-1.4	0.4	1.8	0.3	0.8	0.2	-0.2	-0.4	0.4	<i>Manufacture of watches and clocks and parts</i>
1.2	-0.5	-0.4	-2.7	-0.3	-0.6	-0.4	0.1	-0.9	0.9	0.9	0.5	1.0	0.0	0.3	-0.1	-0.4	Manufacture of irradiation, electromedical and electrotherapeutic equipment

Kod Kumpulan Group code	Keterangan Kumpulan/Tempoh	2021				2022				2021						
		Q1	Q2	Q3	Q4	Q1	Q2	Q3	Q4	Jan.	Feb.	Mac	Apr.	Mei	Jun	Jul.
267 (26701 & 26702) & 268 (26800)	Pembuatan peralatan optikal, kelengkapan fotografi, media magnetik dan optikal	-1.8	-0.01	-1.4	-5.8	-4.3	5.2	1.1	-3.0	-0.1	-1.0	-0.7	0.2	0.4	-0.6	-1.9
271	Pembuatan motor elektrik, penjana, transformer dan perkakasan pengagihan dan pengawalan elektrik	2.5	-2.0	4.2	1.9	-0.1	-2.0	4.8	0.2	2.2	0.1	0.2	-1.7	-0.2	0.0	-0.2
	27101 Pembuatan motor elektrik, penjana dan transformer	5.7	-3.3	2.7	0.8	0.5	-2.7	1.3	-1.3	5.2	0.2	0.2	-2.8	-0.8	0.3	0.5
	27102 Pembuatan perkakasan pengagihan dan pengawalan	-0.1	-0.9	5.5	2.8	-0.6	-1.4	7.5	1.3	-0.2	-0.1	0.2	-0.8	0.2	-0.2	-0.8
272/ 27200	Pembuatan bateri dan akumulator	2.0	-3.8	-0.2	-6.8	5.9	-2.0	6.4	-1.8	2.2	-0.7	0.5	-0.6	1.1	-4.3	-1.3
273	Pembuatan pendawaian dan peranti pendawaian	-2.8	2.1	3.6	4.9	-1.1	1.7	-0.2	-0.8	-1.0	-1.1	-0.8	-1.0	1.0	2.1	-0.5
	27310 Pembuatan kabel gantian optikal	-0.3	-1.4	8.2	-6.2	5.6	3.1	6.2	-9.7	-1.3	0.5	0.5	-1.8	0.8	-0.4	1.4
	27320 Pembuatan wayar dan kabel elektronik dan elektrik lain	-3.3	0.9	3.7	5.9	-1.6	1.9	-0.5	1.5	-1.1	-1.2	-1.0	-1.1	1.0	1.0	-0.6
	27330 Pembuatan alatan pendawaian pembawa dan bukan pembawa arus untuk litar elektrik (tanpa mengira jenis bahan)	2.0	19.9	0.5	-0.7	2.4	-1.3	-0.04	-24.4	0.7	0.6	0.6	0.6	1.0	18.0	-0.3
274/ 27400	Pembuatan kelengkapan pencahayaan elektrik	-3.0	-2.1	-5.0	-10.1	-1.3	4.0	6.7	-9.6	-0.5	-1.3	-1.3	-1.4	-0.6	-0.1	-2.0
275/ 27500	Pembuatan perkakasan domestik	4.3	-2.9	-1.7	3.8	3.1	-1.5	-3.8	-0.8	0.4	-0.4	4.3	-1.2	-1.0	-0.8	-1.4
279/ 27900	Pembuatan kelengkapan elektrik lain	-1.0	-1.8	0.6	2.7	1.9	1.1	-1.6	1.7	-0.5	-0.3	-0.3	-0.2	-0.1	-1.4	0.2
281 & 282	Pembuatan jentera kegunaan umum dan kegunaan khas	0.6	1.2	-2.2	1.5	0.7	2.9	-0.7	0.7	0.5	1.4	-1.4	0.5	-0.4	1.2	-2.1
	28120 Pembuatan alat-alat kuasa bendalir &															
	28130 Pembuatan pam, pemampat, kepala paip dan injap lain	0.5	-2.1	2.3	21.8	1.7	-2.5	-1.2	1.0	-0.1	0.3	0.3	0.9	-0.6	-2.4	1.6
	28180 Pembuatan alatan tangan yang menggunakan kuasa dilengkapkan dengan motor elektrik atau bukan motor elektrik atau pneumatik	-0.2	0.2	-2.0	-3.2	0.7	0.6	-2.1	-1.2	-0.7	2.0	-1.4	1.3	-0.8	-0.3	-1.4
	28220 Pembuatan jentera pembentukan logam dan alatan mesin															
	28192 Pembuatan mesin penyaman udara, termasuk untuk kenderaan bermotor	-2.8	-1.8	-4.2	0.7	7.7	-1.5	4.0	4.5	-3.2	0.7	-0.3	-0.3	-1.3	-0.2	-5.3
	28290 Pembuatan lain-lain mesin bertujuan khas t.t.t.l. Industri lain	-0.2	-0.4	-4.6	1.9	3.4	-0.4	-5.9	0.2	0.2	-0.2	-0.2	1.6	0.2	-2.2	0.1
		1.9	3.3	-2.0	1.2	-1.5	6.7	0.2	0.9	2.3	1.8	-2.1	-0.2	-0.2	3.6	-2.8
291 (29101 & 29102)	Pembuatan kenderaan bermotor	0.6	-1.3	1.4	1.1	0.8	0.6	2.6	0.4	0.1	0.9	-0.4	-0.1	-0.2	-1.0	-0.9
292/ 29200	Pembuatan kerangka (coachwork) untuk kenderaan bermotor; pembuatan treler dan semi treler	-1.1	0.8	0.1	-1.0	2.6	3.5	2.5	3.6	0.5	-0.1	-1.5	2.0	0.5	-1.7	-0.3
293/ 29300	Pembuatan alat ganti dan aksesori untuk kenderaan bermotor	0.3	-0.5	-0.02	1.1	1.6	0.7	-0.5	0.3	-0.2	0.6	-0.1	0.3	-0.4	-0.4	-0.5
301 (30110 & 30120)	Pembinaan kapal dan bot	3.0	-7.3	5.1	-1.0	3.2	0.1	3.2	1.8	1.4	0.3	1.3	-5.7	0.5	-2.3	-0.1
302, 303, 304 & 309	Pembuatan lokomotif keretapi, rolling stock, kapal angkasa dan udara, jentera berkaitan, kenderaan tempur ketenteraan, dan kelengkapan pengangkutan t.t.t.l.	5.1	-4.7	0.9	0.4	4.6	-1.2	1.1	-1.8	4.8	0.2	0.1	-3.2	-0.6	-1.0	-0.2
	30910 Pembuatan motosikal	5.7	-4.8	1.8	1.1	4.9	-3.2	2.1	-0.3	2.8	1.4	1.4	-3.8	-0.8	-0.3	-0.4
	30920 Pembuatan basikal dan invalid carriages Industri lain	11.4	-12.7	-4.0	-0.5	6.4	3.7	0.4	-2.9	10.9	0.2	0.2	-9.3	-1.7	-2.1	-1.0
		3.1	-2.5	1.5	0.1	4.0	-0.8	0.5	-2.7	4.9	-0.8	-0.9	-1.1	-0.1	-1.3	0.1
310	Pembuatan perabot	2.4	-4.6	7.5	-0.9	2.8	1.1	-1.0	-2.2	1.6	0.3	0.5	1.3	-0.3	-5.6	-2.0
	31001 Pembuatan perabot kayu dan rotan Industri lain	1.5	-5.5	9.9	0.0	3.3	1.6	-1.3	-2.8	0.4	0.3	0.8	1.7	-0.2	-6.8	-2.7
		5.0	-2.1	0.5	-3.6	1.0	-0.5	-0.03	0.1	5.1	0.3	-0.4	0.1	-0.4	-1.8	0.1
321 (32110 & 32120)	Pembuatan barang kemas, bijouterie dan artikel berkaitan	-3.5	-3.1	0.3	2.2	-1.2	-1.1	1.8	3.7	2.4	-1.2	-4.7	-0.5	-0.7	-1.9	1.3
322, 325 & 329	Pembuatan instrumen muzik, peralatan dan bekalan perubatan dan pergigian dan pembuatan lain t.t.t.l.	5.3	-0.8	0.6	2.9	1.2	0.9	1.4	-0.01	2.8	2.0	0.5	0.4	-0.1	-1.1	-0.03
	32901 Pembuatan alat tulis Industri lain	-1.4	-1.5	0.7	5.2	-3.1	0.2	2.2	-1.4	0.3	-1.9	0.3	-0.2	-0.4	-0.9	-0.3
		7.6	-0.6	0.6	2.2	2.6	1.1	1.2	0.4	3.7	3.2	0.6	0.6	0.0	-1.2	0.1
323/ 32300	Pembuatan barangan sukan	12.4	-3.3	-1.5	5.6	-2.0	-0.3	1.3	3.2	11.7	0.3	0.3	-1.8	-0.1	-1.4	-0.1
324/ 32400	Pembuatan permainan dan mainan	1.2	-3.8	2.2	1.1	1.8	2.1	7.9	-3.5	1.8	-1.3	0.7	-1.6	-1.5	-0.7	0.02
331 & 332	Pembaikan pemasangan produk logam, jentera, kelengkapan dan pemasangan jentera perindustrian dan kelengkapan	2.8	-2.7	2.5	1.1	3.4	0.4	-2.7	1.1	3.7	0.7	-1.5	-0.1	-0.2	-2.4	0.9
	33150 Pembaikan dan penyelenggaraan kelengkapan pengangkutan kecuali motosikal dan basikal Industri lain	-2.1	-4.5	-0.6	-0.2	1.1	1.1	-1.7	4.0	2.3	-2.1	-2.2	0.0	0.3	-4.8	-0.4
		3.9	-2.3	3.1	1.4	3.8	0.2	-2.9	0.5	4.0	1.3	-1.4	-0.2	-0.3	-1.9	1.2
Jumlah Pembuatan		1.6	-0.8	0.7	1.3	1.2	0.5	0.8	0.8	1.2	0.1	0.2	0.1	0.1	-0.9	-0.2

2022														Group Description/Period			
Ogo.	Sep.	Okt.	Nov.	Dis.	Jan.	Feb.	Mac	Apr.	Mei	Jun	Jul.	Ogo.	Sep.	Okt.	Nov.	Dis.	
1.3	-0.8	-0.2	-5.8	0.3	-5.1	1.3	-0.5	3.8	-0.6	2.0	-1.3	2.8	-0.4	-0.04	-4.3	1.3	Manufacture of optical instruments, photographic equipment, magnetic and optical media
2.5	2.0	0.3	-0.2	1.8	0.6	-0.4	-0.3	-2.2	-0.2	0.4	1.5	2.5	0.7	0.2	-0.4	0.4	Manufacture of electric motors, generators, transformers and electricity distribution and control apparatus
0.5	1.7	-0.2	-0.7	1.7	1.3	-0.6	-0.2	-2.9	0.5	-0.4	-0.3	0.3	1.3	-0.4	-1.4	0.5	Manufacture of electric motors, generators and transformers
4.1	2.2	0.8	0.2	1.8	0.1	-0.3	-0.4	-1.6	-0.8	1.0	2.8	4.2	0.3	0.6	0.3	0.3	Manufacture of electricity distribution and control apparatus
5.7	-4.3	-0.2	-5.7	-0.9	0.1	6.0	-0.3	-1.2	-3.3	2.6	-1.4	2.3	5.5	1.2	-3.6	0.6	Manufacture of batteries and accumulators
2.2	1.9	1.7	1.6	1.5	-0.4	-1.3	0.6	0.4	1.1	0.1	-1.4	2.4	-1.1	0.3	1.7	-2.7	Manufacture of wiring and wiring devices
-0.4	7.1	-0.2	-8.9	3.1	-0.4	0.1	5.9	1.0	1.7	0.4	3.4	1.7	1.0	-0.4	-9.1	-0.3	Manufacture of fibre optic cables
2.4	1.9	1.9	2.2	1.7	-0.5	-1.4	0.3	0.5	1.3	0.1	-1.7	2.6	-1.3	0.4	2.3	-1.1	Manufacture of other electronic and electric wires and cables
0.8	0.0	0.3	0.8	-1.7	1.1	0.0	1.2	-0.3	-1.6	0.5	-0.3	0.2	0.0	-1.1	0.9	-24.3	Manufacture of current-carrying and non current-carrying wiring devices for electrical circuits regardless of material
-1.9	-1.2	-0.9	-8.6	-0.7	0.3	-0.2	-1.5	0.3	0.5	3.3	4.3	-0.3	2.6	-0.8	-9.5	0.7	Manufacture of electric lighting equipment
0.1	-0.4	1.9	1.1	0.8	0.5	-0.6	3.2	-1.4	-0.3	0.1	-1.8	1.0	-2.9	2.0	-3.7	0.9	Manufacture of domestic appliances
-0.5	1.0	-0.6	3.5	-0.1	0.6	-0.5	1.8	-0.4	0.4	1.0	0.5	1.2	-3.2	0.5	1.2	-0.01	Manufacture of other electrical equipment
0.0	-0.1	0.0	1.8	-0.2	0.9	1.3	-1.5	1.3	0.1	1.5	-0.6	0.2	-0.2	0.5	0.05	0.1	Manufacture of general-purpose and special-purpose machinery
0.2	0.5	-1.3	25.3	-1.5	0.3	0.7	0.7	-1.0	-1.0	-0.5	0.2	-0.5	-0.9	0.6	0.6	-0.3	Manufacture of fluid power equipment
-0.3	-0.3	0.2	-3.1	-0.3	0.5	1.6	-1.3	0.3	0.0	0.2	-1.9	0.0	-0.2	-0.3	-0.5	-0.4	Manufacture of other pumps, compressors, taps and valves
0.8	0.4	-2.3	2.2	0.9	6.2	1.2	0.2	-1.1	-0.1	-0.4	2.1	1.1	0.8	0.2	2.2	2.0	Manufacture of power-driven hand tools with self-contained electric or non-electric motor or pneumatic drives
-1.1	-3.6	0.9	0.4	0.6	1.6	1.3	0.5	0.6	-0.7	-0.3	-0.1	-1.6	-4.3	0.5	-1.2	1.0	Manufacture of metal-forming machinery and machine tools
0.2	0.6	0.3	1.3	-0.3	0.1	1.3	-2.8	2.9	0.5	3.3	-0.8	0.5	0.5	1.0	0.03	-0.1	Manufacture of air-conditioning machines, including for motor vehicles
0.4	1.9	0.6	0.1	0.4	0.2	0.9	-0.3	-1.4	-0.9	3.0	1.9	0.4	0.2	-0.1	0.1	0.4	Manufacture of other special-purpose machinery
0.1	0.3	0.4	-1.0	-0.5	0.2	3.7	-1.3	2.1	-0.3	1.6	-0.6	1.1	2.0	0.1	-1.2	4.8	Other industry
-0.4	0.9	0.8	0.1	0.2	1.0	0.4	0.2	0.4	0.2	0.1	-0.3	-0.2	0.1	0.1	0.0	0.1	Manufacture of motor vehicles
0.2	5.0	0.6	0.4	-2.0	2.0	-0.3	1.4	-1.5	0.6	1.1	2.6	0.5	0.2	2.3	0.3	-0.8	Manufacture of bodies (coachwork) for motor vehicles; manufacture of trailers and semi-trailers
-0.3	1.4	1.0	-0.1	-0.5	3.4	0.8	0.3	-0.7	-0.4	-0.1	-0.2	0.3	1.0	-1.2	-0.4	-0.2	Manufacture of parts and accessories for motor vehicles
0.0	2.2	2.1	-0.2	-0.8	2.5	0.9	1.5	-2.3	-1.5	0.5	-1.3	1.0	2.4	-0.5	0.2	0.0	Building of ships and boats
-2.3	-0.8	-0.2	0.0	-0.3	6.8	-0.3	-0.1	0.9	1.7	1.1	0.2	-1.7	1.9	-0.1	-0.8	-1.9	Manufacture of railway locomotives, rolling stock, air and spacecraft, related machinery, military fighting vehicles and transport equipment n.e.c
0.0	1.3	0.3	0.0	-0.2	3.4	1.0	-0.5	0.2	-0.1	-0.9	0.5	0.3	-0.4	-1.9	-0.8	-0.01	Manufacture of motorcycles
0.3	9.4	-0.7	0.3	-0.5	2.0	0.2	0.5	1.5	-0.7	0.3	-1.9	0.2	0.6	-0.3	-1.5	-0.3	Manufacture of bicycles and invalid carriages
0.3	12.6	-0.6	0.8	-0.2	2.5	-0.2	0.9	1.9	-0.6	0.3	-2.3	0.5	0.4	-0.5	-1.3	-1.1	Other industry
0.1	0.4	-1.1	-1.1	-1.5	0.3	1.5	-0.8	0.3	-0.9	0.1	-0.5	-0.8	1.3	0.2	-2.5	2.3	Manufacture of furniture
-0.2	-0.8	0.7	2.1	-0.6	2.0	1.7	-4.8	1.4	-0.1	-2.3	1.4	-0.4	0.9	1.1	2.5	0.1	Manufacture of wooden and cane furniture
0.0	0.7	0.7	1.6	0.6	0.3	0.4	0.5	0.2	0.4	0.3	1.5	0.1	-0.2	-0.4	0.0	0.4	Other industry
-0.5	1.5	2.4	2.0	0.7	-0.7	0.3	-2.7	0.7	0.3	-0.8	1.9	0.1	0.1	-0.1	-2.2	0.9	Manufacture of jewellery, bijouterie and related articles
0.1	0.5	0.1	1.4	0.6	0.6	0.4	1.5	0.0	0.4	0.6	1.4	0.1	-0.3	-0.5	0.7	0.3	Manufacture of musical instruments, medical and dental instruments and supplies and other manufacturing n.e.c.
-1.0	-0.4	0.9	3.3	1.3	0.9	-3.2	0.3	0.4	0.6	-1.3	0.4	0.8	0.1	1.7	-1.3	2.8	Manufacture of stationery
0.3	1.8	0.4	-0.7	1.4	0.0	3.1	-1.4	-2.1	1.9	2.3	5.5	0.4	1.9	-0.1	-1.1	-2.2	Other industry
0.6	0.9	1.5	0.8	-1.1	2.6	-0.1	0.9	0.5	0.6	-0.8	-0.4	-1.3	-1.0	1.2	-0.4	0.3	Manufacture of sports goods
-0.2	0.1	-0.6	2.9	-2.5	2.4	-1.9	0.6	0.9	-0.2	0.4	-1.5	-0.6	0.4	0.0	1.6	2.4	Manufacture of games and toys
0.8	1.1	1.9	0.3	-0.9	2.6	0.2	1.0	0.5	0.7	-1.0	-0.2	-1.4	-1.2	1.4	-0.8	-0.1	Repair of fabricated metal products, machinery and equipment and installation of industrial machinery and equipment
0.2	0.8	0.4	0.6	0.3	0.6	0.1	0.5	0.2	0.2	0.1	0.1	0.4	0.3	0.2	0.3	0.3	Total Manufacturing

Jadual Table **1.6a** : Gaji dan Upah yang Dibayar Sektor Pembuatan Mengikut Kumpulan
: Salaries and Wages Paid of Manufacturing Sector by Group

Kod Kumpulan Group code	Keterangan Kumpulan/Tempoh	2020	2021	2022	2021				2022			
					Q1	Q2	Q3	Q4	Q1	Q2	Q3	Q4
101	Pemprosesan dan pengawetan daging	343	355	361	88	89	87	92	88	87	87	99
102	Pemprosesan dan pengawetan ikan, krustasea dan moluska	444	457	449	117	115	113	112	111	110	111	116
	10201 Pengetinan ikan, krustasea dan moluska &											
	10202 Pemprosesan dan pengawetan ikan, krustasea dan moluska	361	369	358	95	94	90	90	89	88	88	94
	Industri lain	84	87	91	22	21	22	22	22	22	24	22
103	Pemprosesan dan pengawetan buah-buahan dan sayur - sayuran	167	174	190	45	45	43	42	46	47	48	48
	10303 Pengetinan nanas &											
	10304 Pembuatan jem, marmalad dan sajian jeli	18	15	11	5	5	3	2	2	3	3	3
	Industri lain	149	160	179	40	40	40	40	44	45	45	45
104	Pembuatan minyak dan lemak daripada sayuran dan haiwan	2,776	2,773	2,958	681	691	685	716	721	727	736	774
	10404 Pembuatan minyak sayuran mentah dan bertapis &											
	10406 Pembuatan sebatian lemak masakan	193	204	218	51	51	51	51	52	55	56	55
	10405 Pembuatan minyak kelapa	119	96	93	28	26	21	21	24	25	23	22
	Industri lain	2,464	2,473	2,646	603	613	613	644	645	648	657	697
105	Pembuatan produk tenusu	732	804	875	198	204	200	202	221	227	217	211
	10502 Pembuatan susu pekat, tepung dan sejat	630	704	775	173	178	176	177	195	200	193	187
	Industri lain	101	99	100	25	26	24	24	26	27	23	24
106	Pembuatan produk bijian, kanji dan produk berkanji	347	366	370	93	91	91	92	93	92	92	91
	10611 Pengilangan beras	173	176	179	44	43	44	45	45	44	45	44
	10613 Pengilangan tepung	151	165	166	42	41	41	41	42	42	42	41
	Industri lain	23	25	25	6	6	6	6	6	6	6	6
107	Pembuatan produk makanan lain	3,705	3,799	4,170	932	939	944	985	1,011	1,028	1,043	1,088
	10711 Pembuatan biskut dan cookies	302	320	375	76	75	81	88	89	93	95	97
	10712 Pembuatan roti, kek dan produk bakeri lain	1,001	933	932	228	233	235	238	219	229	238	247
	10713 Pembuatan produk snek	190	204	232	50	52	51	52	55	58	59	60
	10721 Pembuatan gula	84	76	81	19	18	19	20	22	21	20	18
	10731 Pembuatan produk koko	98	82	93	19	21	20	22	24	23	22	23
	10732 Pembuatan coklat dan produk coklat &											
	10733 Pembuatan konfeksi gula	352	347	401	86	87	85	88	99	99	99	104
	10793 Pembuatan sos dan bahan perasa	347	363	369	87	85	91	100	92	91	90	96
	10799 Pembuatan produk makanan lain f.t.t.l.	324	381	481	92	95	93	100	114	116	120	132
	Industri lain	1,007	1,094	1,206	274	271	270	278	297	299	299	311
108/ 10800	Pembuatan makanan haiwan tersedia	1,011	1,045	1,061	257	256	260	272	262	260	261	278
110	Pembuatan minuman ringan	537	508	532	131	121	120	136	132	128	128	143
	11041 Pembuatan minuman ringan	354	342	373	86	81	81	94	90	89	90	104
	11042 Pengeluaran air mineral semulajadi dan minuman lain yang dibotolkan	128	128	127	33	32	30	32	34	31	30	31
	Industri lain	55	38	32	12	9	8	9	8	8	8	8
120/ 12000	Pembuatan produk tembakau	63	62	63	17	14	14	17	17	14	14	18
131	Pemintalan, penenunan dan penyiapan tekstil	335	328	353	82	81	79	87	87	86	88	92
	13110 Penyediaan dan pemintalan gentian tekstil &											
	13120 Penenunan tekstil	222	222	238	56	55	53	57	59	58	59	62
	13132 Pewarnaan, pelunturan, percetakan dan penyiapan akhir benang dan fabrik	105	98	107	24	23	24	27	26	27	27	27
	Industri lain	8	8	9	2	2	2	2	2	2	2	2
139	Pembuatan tekstil lain	326	329	319	81	81	82	84	79	78	80	83
	13910 Pembuatan fabrik dikait dan dikrusye	116	111	97	26	27	28	30	25	23	23	25
	Industri lain	210	218	222	55	54	54	55	54	55	57	57
141	Pembuatan pakaian, kecuali pakaian berbulu	993	838	887	217	200	198	223	225	212	213	238
	14102 Pembuatan pakaian	719	580	598	147	136	141	155	151	141	143	164
	Industri lain	274	258	289	70	64	57	67	74	71	70	74
142 & 143	Pembuatan artikel daripada kulit bulu dan pakaian yang dikait dan dikrusye	30	25	25	7	6	6	6	6	7	6	6
151 (15110 & 15120)	Penyamakan dan pembersihan kulit, pembuatan begasi, beg tangan, pelana dan abah-abah pembersihan dan pewarnaan bulu	121	121	123	31	30	29	32	31	30	30	32
152	Pembuatan kasut	191	186	201	48	45	43	50	51	50	48	51
	15201 Pembuatan kasut kulit &											
	15203 Pembuatan kasut getah	136	133	145	34	32	31	36	37	36	35	37
	Industri lain	55	54	56	14	13	13	14	15	14	13	14
161/ 16100	Pengilangan dan pengetaman kayu	555	547	520	139	130	136	143	137	129	127	128

2021		2022		2021							Group Description/Period
(Jan. - Dis.)	(Jan. - Dis.)	Jan.	Feb.	Mar.	Apr.	Mei	Jun	Jul.	Ogo.	Sep.	
355	361	30	29	29	30	30	29	29	29	29	Processing and preserving of meat
457	449	40	38	39	38	39	38	38	37	37	Processing and preserving of fish, crustaceans and molluscs Canning of fish, crustaceans and molluscs
369	358	32	31	31	31	32	31	31	29	30	Processing, curing and preserving of fish, crustacean and molluscs
87	91	8	7	7	7	7	7	8	8	7	Other industry
174	190	15	15	15	15	15	15	15	14	14	Processing and preserving of fruits and vegetable Pineapple canning
15	11	2	2	1	1	2	2	2	1	1	Manufacture of jams, marmalades and table jellies
160	179	13	13	13	14	13	13	13	13	13	Other industry
2,773	2,958	226	226	230	233	230	227	237	213	235	Manufacture of vegetable and animal oils and fats Manufacture of crude and refined vegetable oil
204	218	17	17	17	17	17	17	17	17	17	Manufacture of compound cooking fats
96	93	9	9	9	9	9	7	7	7	7	Manufacture of coconut oil
2,473	2,646	200	199	203	206	204	203	214	189	210	Other industry
804	875	65	66	67	69	69	67	66	67	66	Manufacture of dairy products Manufacture of condensed, powdered and evaporated milk
704	775	57	58	58	60	60	58	58	59	58	Other industry
99	100	8	8	9	9	9	8	8	8	8	Other industry
366	370	31	31	31	30	30	30	31	30	31	Manufacture of grain mill products, starches and starch products Rice milling
176	179	15	15	15	14	14	14	14	15	15	Flour milling
165	166	14	14	14	14	14	14	14	13	13	Other industry
25	25	2	2	2	2	2	2	2	2	2	Other industry
3,799	4,170	309	308	314	316	315	309	308	310	326	Manufacture of other food products Manufacture of biscuits and cookies
320	375	26	25	26	25	25	25	26	27	28	Manufacture of bread, cakes and other bakery products
933	932	74	76	77	77	79	77	77	78	80	Manufacture of snack products
204	232	17	16	17	17	17	17	17	17	17	Manufacture of sugar
76	81	7	6	6	6	6	6	6	6	6	Manufacture of cocoa products
82	93	6	6	6	8	6	7	6	7	7	Manufacture of chocolate and chocolate products
347	401	29	28	30	29	29	29	28	28	29	Manufacture of sugar confectionery
363	369	29	29	29	29	29	27	27	29	35	Manufacture of sauces and condiments
381	481	30	31	31	32	32	31	32	30	31	Manufacture of other food products n.e.c.
1,094	1,206	92	90	92	91	90	90	90	89	92	Other industry
1,045	1,061	86	86	86	85	86	85	90	85	85	Manufacture of prepared animal feeds
508	532	44	44	42	43	40	38	38	39	43	Manufacture of beverages Manufacture of soft drinks
342	373	30	29	27	28	27	26	26	26	29	Production of natural mineral waters and other bottled waters
128	127	11	11	11	11	10	10	10	10	11	Other industry
38	32	4	4	4	4	3	2	2	3	3	Other industry
62	63	5	6	6	5	5	5	5	4	5	Manufacture of tobacco products
328	353	28	27	27	27	28	26	26	26	26	Spinning, weaving and finishing of textiles Preparation and spinning of textile fibres
222	238	19	19	18	18	19	18	18	17	18	Weaving of textiles
98	107	8	8	8	8	8	8	8	8	8	Dyeing, bleaching, printing and finishing of yarns and fabrics
8	9	1	1	1	1	1	1	1	1	1	Other industry
329	319	27	27	27	27	28	26	27	28	28	Manufacture of other textiles Manufacture of knitted and crocheted fabrics
111	97	9	9	9	9	9	9	9	10	9	Other industry
218	222	19	18	19	18	18	17	18	18	18	Other industry
838	887	76	70	70	70	71	59	66	66	66	Manufacture of wearing apparel, except fur apparel Manufacture of clothings
580	598	52	47	47	47	49	40	47	47	47	Other industry
258	289	24	23	23	23	22	19	19	19	19	Other industry
25	25	2	2	2	2	2	2	2	2	2	Manufacture of articles of fur, knitted and crocheted apparel Tanning and dressing of leather; manufacture of luggage, handbags, saddlery and harness; dressing and dyeing of fur
121	123	10	10	10	10	10	9	9	10	10	Manufacture of footwear Manufacture of leather footwear
186	201	17	16	16	16	15	14	13	15	15	Manufacture of rubber footwear
133	145	12	11	11	11	11	10	9	10	11	Other industry
54	56	5	5	5	5	5	4	4	4	4	Other industry
547	520	46	47	45	45	43	42	44	44	47	Sawmilling and planing of wood

Jadual **1.6a** : Gaji dan Upah yang Dibayar Sektor Pembuatan Mengikut Kumpulan
 Table : Salaries and Wages Paid of Manufacturing Sector by Group

Kod Kumpulan Group code	Keterangan Kumpulan/Tempoh						
		Okt.	Nov.	Dis.	Jan.	Feb.	Mac
101	Pemprosesan dan pengawetan daging	29	31	32	31	29	28
102	Pemprosesan dan pengawetan ikan, krustasea dan moluska	37	37	38	38	36	36
	10201 Pengetinan ikan, krustasea dan moluska &						
	10202 Pemprosesan dan pengawetan ikan, krustasea dan moluska Industri lain	30	30	30	30	29	29
		7	7	7	8	7	7
103	Pemprosesan dan pengawetan buah-buahan dan sayur - sayuran	14	14	14	15	15	15
	10303 Pengetinan nanas &						
	10304 Pembuatan jem, marmalad dan sajian jeli Industri lain	1	1	1	1	1	1
		13	13	13	15	14	15
104	Pembuatan minyak dan lemak daripada sayuran dan haiwan	234	230	252	241	240	240
	10404 Pembuatan minyak sayuran mentah dan bertapis &						
	10406 Pembuatan sebatian lemak masakan	17	17	17	17	17	18
	10405 Pembuatan minyak kelapa Industri lain	7	7	7	8	8	8
		210	206	228	215	215	215
105	Pembuatan produk tenusu	66	65	71	73	74	74
	10502 Pembuatan susu pekat, tepung dan sejat Industri lain	58	57	63	64	66	65
		8	8	8	9	8	9
106	Pembuatan produk bijian, kanji dan produk berkanji	31	30	31	32	31	31
	10611 Pengilangan beras	15	15	15	16	15	15
	10613 Pengilangan tepung Industri lain	13	13	14	14	14	14
		2	2	2	2	2	2
107	Pembuatan produk makanan lain	326	330	330	335	330	345
	10711 Pembuatan biskut dan cookies	29	30	29	30	29	30
	10712 Pembuatan roti, kek dan produk bakeri lain	81	82	76	73	72	73
	10713 Pembuatan produk snek	17	17	18	19	17	18
	10721 Pembuatan gula	6	7	7	7	7	8
	10731 Pembuatan produk koko	7	7	7	8	8	8
	10732 &						
	10733 Pembuatan coklat dan produk coklatPembuatan konfeksi gula	29	30	29	31	32	36
	10793 Pembuatan sos dan bahan perasa	33	34	33	30	30	32
	10799 Pembuatan produk makanan lain f.t.t.l. Industri lain	32	33	35	37	38	39
		92	92	94	99	97	101
108/ 10800	Pembuatan makanan haiwan tersedia	85	85	101	87	87	87
110	Pembuatan minuman ringan	43	45	48	44	45	43
	11041 Pembuatan minuman ringan	29	31	34	30	31	29
	11042 Pengeluaran air mineral semulajadi dan minuman lain yang dibotolkan Industri lain	10	11	11	11	11	11
		3	3	3	3	3	3
120/ 12000	Pembuatan produk tembakau	5	5	7	5	6	6
131	Pemintalan, penenunan dan penyiapan tekstil	27	29	30	29	29	29
	13110 &						
	13120 Penyediaan dan pemintalan gentian tekstilPenenunan tekstil	18	19	20	20	20	20
	13132 Pewarnaan, pelunturan, percetakan dan penyiapan akhir benang da Industri lain	8	9	10	9	9	9
		1	1	1	1	1	1
139	Pembuatan tekstil lain	28	28	28	27	26	26
	13910 Pembuatan fabrik dikait dan dikrusye Industri lain	10	10	10	9	9	8
		18	18	18	18	17	18
141	Pembuatan pakaian, kecuali pakaian berbulu	66	74	82	79	73	73
	14102 Pembuatan pakaian Industri lain	47	51	58	53	49	49
		19	23	25	25	25	24
142 & 143	Pembuatan artikel daripada kulit bulu dan pakaian yang dikait dan dikrusye	2	2	2	2	2	2
151 (15110 & 15120)	Penyamakan dan pembersihan kulit, pembuatan bagasi, beg tangan, pelana dan abah-abah pembersihan dan pewarnaan bulu	11	11	11	11	10	10
152	Pembuatan kasut	16	16	17	17	17	17
	15201 Pembuatan kasut kulit &						
	15203 Pembuatan kasut getah Industri lain	12	12	12	12	12	12
		4	5	5	5	5	5
161/ 16100	Pengilangan dan pengetaman kayu	47	47	48	46	47	44

2022									Group Description/Period
Apr.	Mei	Jun	Jul.	Ogo.	Sep.	Okt.	Nov.	Dis.	
29	29	29	29	29	30	30	33	37	Processing and preserving of meat
37	37	37	37	37	37	39	39	39	Processing and preserving of fish, crustaceans and molluscs
									Canning of fish, crustaceans and molluscs
29	29	29	29	29	29	31	31	32	Processing, curing and preserving of fish, crustacean and molluscs
7	8	7	8	8	8	8	7	7	Other industry
16	16	16	16	16	16	16	16	16	Processing and preserving of fruits and vegetable
									Pineapple canning
1	1	1	1	1	1	1	1	1	Manufacture of jams, marmalades and table jellies
15	15	15	15	15	15	15	15	15	Other industry
239	242	246	250	239	246	249	246	280	Manufacture of vegetable and animal oils and fats
									Manufacture of crude and refined vegetable oil
18	18	19	19	19	18	18	18	18	Manufacture of compound cooking fats
8	8	8	8	8	8	7	7	7	Manufacture of coconut oil
214	215	219	223	213	220	223	220	254	Other industry
77	77	73	72	73	72	69	71	71	Manufacture of dairy products
68	69	64	64	65	64	61	63	62	Manufacture of condensed, powdered and evaporated milk
9	9	9	8	8	8	8	8	8	Other industry
32	30	30	31	32	30	30	30	31	Manufacture of grain mill products, starches and starch products
15	15	15	15	15	15	15	15	15	Rice milling
14	14	14	14	15	13	13	13	14	Flour milling
2	2	2	2	2	2	2	2	2	Other industry
338	341	349	343	346	354	353	360	375	Manufacture of other food products
30	31	32	31	32	32	32	33	33	Manufacture of biscuits and cookies
74	77	77	76	77	85	82	83	82	Manufacture of bread, cakes and other bakery products
18	19	20	20	20	20	20	20	21	Manufacture of snack products
7	7	7	7	7	7	7	6	5	Manufacture of sugar
9	7	7	7	7	8	8	8	8	Manufacture of cocoa products
									Manufacture of chocolate and chocolate products
32	33	34	33	33	32	33	33	38	Manufacture of sugar confectionery
30	30	32	30	30	30	30	30	35	Manufacture of sauces and condiments
38	38	39	39	39	41	42	45	45	Manufacture of other food products n.e.c.
99	99	101	100	100	99	100	103	109	Other industry
86	87	87	88	87	86	86	86	105	Manufacture of prepared animal feeds
44	42	42	41	42	45	45	47	52	Manufacture of beverages
30	30	29	29	29	32	32	34	38	Manufacture of soft drinks
11	10	10	10	10	10	10	10	11	Production of natural mineral waters and other bottled waters
3	2	3	3	3	3	3	3	3	Other industry
5	5	5	5	5	5	5	5	7	Manufacture of tobacco products
28	29	29	29	29	30	30	30	31	Spinning, weaving and finishing of textiles
									Preparation and spinning of textile fibres
19	19	19	19	19	20	20	21	21	Weaving of textiles
9	9	9	9	9	9	9	9	10	Dyeing, bleaching, printing and finishing of yarns and fabrics
1	1	1	1	1	1	1	1	1	Other industry
26	26	26	27	27	27	27	28	28	Manufacture of other textiles
8	8	8	8	8	8	8	9	9	Manufacture of knitted and crocheted fabrics
18	18	18	19	19	19	19	19	19	Other industry
72	72	67	70	70	72	72	79	87	Manufacture of wearing apparel, except fur apparel
48	48	45	47	47	49	49	53	62	Manufacture of clothings
24	24	22	23	23	24	23	25	26	Other industry
2	2	2	2	2	2	2	2	2	Manufacture of articles of fur, knitted and crocheted apparel
									Tanning and dressing of leather; manufacture of luggage, handbags, saddlery and harness; dressing and dyeing of fur
10	10	10	9	10	11	11	11	11	
17	17	16	15	16	17	17	17	18	Manufacture of footwear
									Manufacture of leather footwear
12	12	12	11	12	12	12	12	13	Manufacture of rubber footwear
5	5	4	4	4	5	5	5	5	Other industry
44	43	43	42	42	43	43	42	43	Sawmilling and planning of wood

Kod Kumpulan Group code	Keterangan Kumpulan/Tempoh	2020	2021	2022	2021				2022			
					Q1	Q2	Q3	Q4	Q1	Q2	Q3	Q4
					162	Pembuatan produk daripada kayu, gabus, jerami dan bahan jalinan lain	1,869	1,913	2,064	466	456	480
16211	Pembuatan kepingan venier dan papan lapis	964	934	1,008	221	214	238	260	248	239	255	265
16212	Pembuatan papan partikel dan papan gentian	238	251	299	59	61	62	70	76	76	74	74
16221	Pertukangan kayu untuk jurubina	351	407	428	103	102	101	100	107	106	106	109
	Industri lain	316	321	329	83	79	79	81	83	83	80	83
170	Pembuatan kertas dan produk kertas	2,003	2,018	2,100	505	502	495	517	524	516	520	541
17010	Pembuatan pulpa, kertas dan kertas tebal	276	271	304	64	65	67	75	74	76	77	77
17020	Pembuatan kertas gelugur dan kertas tebal dan bekas daripada kertas dan kertas tebal	798	805	836	200	205	196	203	200	205	211	220
17091	Pembuatan sampul surat dan kad surat	58	59	54	14	15	15	15	13	13	13	14
17092	Pembuatan kertas kegunaan rumah dan pembersih peribadi	338	345	374	86	88	85	87	98	93	90	94
17093	Pembuatan kertas bergam atau pelekat yang berjalur atau bergulung dan label dan kertas dinding	353	308	270	83	72	75	78	73	65	64	68
	Industri lain	180	230	263	57	58	56	59	65	64	64	69
181 & 182	Percetakan, aktiviti perkhidmatan berkaitan percetakan dan penerbitan semula media rakaman	2,170	2,153	2,242	559	549	507	538	567	559	542	575
18110	Percetakan	1,816	1,807	1,892	466	463	426	452	474	475	458	486
18120	Aktiviti perkhidmatan berkaitan percetakan &	354	346	350	94	86	81	86	93	84	84	88
18200	Penerbitan semula media rakaman											
192 (19201 & 19202)	Pembuatan produk petroleum bertapis	2,282	2,326	2,363	617	522	565	621	629	532	577	625
201	Pembuatan kimia asas, baja dan sebatian nitrogen, plastik dan getah sintetik dalam bentuk primer	3,131	3,062	3,205	763	746	787	765	799	787	807	812
20111	Pembuatan gas perindustrian atau perubatan bukan organik dalam bentuk cecair atau mampat	248	226	296	55	55	57	59	73	73	76	74
20112	Pembuatan kimia organik asas &	1,514	1,560	1,670	383	374	410	392	413	403	427	426
20113	Pembuatan sebatian bukan organik											
20121	Pembuatan baja &	414	343	310	91	86	87	78	82	76	75	77
20129	Pembuatan produk campuran nitrogen											
20131	Pembuatan plastik dalam bentuk primer	860	831	811	208	204	208	211	203	206	199	204
	Industri lain	95	102	118	26	26	25	25	28	29	30	30
202 & 203	Pembuatan produk kimia lain dan serat buatan manusia	2,538	2,616	2,626	699	642	611	663	686	635	638	667
20210	Pembuatan racun perosak dan produk agrokimia lain	182	240	258	63	61	59	57	67	66	61	64
20221	Pembuatan cat, varnis dan penyadur dan mastik	330	340	361	91	81	82	86	98	85	85	93
20222	Pembuatan dakwat cetak	298	279	236	79	69	64	66	63	58	57	58
20231	Pembuatan sabun dan bahan pencuci, penyediaan membersihkan dan mengilat &	932	902	844	255	221	208	218	230	198	202	215
20232	Pembuatan pewangi dan penyediaan dandanan diri											
20291	Pembuatan plat fotografi, filem, sensitized paper dan other sensitized unexposed materials &	760	821	891	203	201	189	228	219	219	224	229
20292	Pembuatan dakwat menulis dan melukis &											
20299	Pembuatan produk kimia lain t.t.t.l. Industri lain	35	34	37	9	9	8	8	9	9	9	9
210	Pembuatan produk farmaseutikal, kimia perubatan dan botani	631	717	789	165	180	183	189	180	196	202	211
21001	Pembuatan bahan aktif ubat-ubatan untuk digunakan oleh bidang farmakologi dalam pembuatan ubat-ubatan	512	574	629	133	145	144	152	143	156	160	171
	Industri lain	118	143	159	32	35	39	36	37	40	43	40
221	Pembuatan produk getah	3,761	4,095	4,094	919	1,060	1,112	1,003	938	1,063	1,089	1,003
22111	Pembuatan tayar getah untuk kenderaan	361	353	382	80	94	93	87	81	97	104	99
22112	Pembuatan bunga tayar yang boleh ditukar ganti dan tayar celup	77	88	103	21	23	22	23	23	26	27	27
22191	Pembuatan produk lain daripada getah asli atau sintetik, tidak divulkan, divulkan atau dikeraskan &	592	682	737	166	174	177	165	172	185	196	184
22193	Pengilangan semula getah dan prosesan susu getah											
22192	Pembuatan sarung tangan getah	1,936	2,238	2,160	444	588	654	551	484	576	584	516
22199	Pembuatan tandas daripada getah lain yang t.t.t.l.	794	732	712	208	181	167	177	179	178	178	177
222	Pembuatan produk plastik	7,067	7,528	7,892	1,853	1,970	1,846	1,860	1,847	2,013	2,013	2,019
22201	Pembuatan produk plastik separa siap &	2,603	2,636	2,724	644	693	646	652	624	691	688	720
22202	Pembuatan produk plastik siap											
22203	Pembuatan artikel plastik untuk pembungkusan barangan	1,409	1,591	1,847	373	425	395	398	402	471	472	502
22204	Pembuatan barangan plastik jurubina	94	96	101	25	26	22	23	25	26	25	26
22205	Pembuatan pinggan mangkuk, peralatan dapur dan barangan tandas daripada plastik	504	570	598	141	143	141	144	148	151	153	146
22209	Pembuatan pelbagai produk plastik t.t.t.l.	2,458	2,635	2,622	669	683	641	642	649	674	674	624
231 (23101 & 23102 & 23109)	Pembuatan kaca dan produk kaca	665	747	890	174	185	182	206	210	215	224	241

2021		2022		2021							Group Description/Period
(Jan. - Dis.)	(Jan. - Dis.)	Jan.	Feb.	Mar.	Apr.	Mei	Jun	Jul.	Ogo.	Sep.	
1,913	2,064	158	153	155	153	154	149	155	158	168	Manufacture of products of wood, cork, straw and plaiting materials
934	1,008	74	73	74	71	72	71	75	77	86	Manufacture of veneer sheets and plywood
251	299	20	19	20	19	21	20	20	20	22	Manufacture of particle board and fibreboard
407	428	34	34	34	36	34	32	34	34	34	Manufacture of builders' carpentry
321	329	29	26	27	27	26	25	26	27	26	Other industry
2,018	2,100	167	167	171	170	166	166	162	163	170	Manufacture of paper and paper products
271	304	21	21	22	21	22	22	22	22	23	Manufacture of pulp, paper and paperboard
805	836	66	65	69	68	68	69	63	66	68	Manufacture of corrugated paper and paperboard and of containers of paper and paperboard
59	54	5	5	5	5	5	5	5	5	5	Manufacture of envelopes and letter-card
345	374	29	29	29	32	27	29	28	28	29	Manufacture of household and personal hygiene paper
308	270	28	27	28	25	24	23	25	24	26	Manufacture of gummed or adhesive paper in strips or rolls and labels and wall paper
230	263	18	19	19	19	20	19	18	19	19	Other industry
2,153	2,242	191	182	186	183	187	179	172	172	162	Printing, service activities related to printing and reproduction of recorded media
1,807	1,892	159	151	155	154	158	151	145	145	136	Printing
346	350	31	31	31	30	29	27	27	27	27	Service activities related to printing
											Reproduction of recorded media
2,326	2,363	199	193	225	169	168	185	181	180	205	Manufacture of refined petroleum products
3,062	3,205	249	252	262	247	236	264	263	262	262	Manufacture of basic chemicals, fertilizer and nitrogen compounds, plastics and synthetic rubber in primary forms
226	296	18	18	18	18	18	19	19	19	19	Manufacture of liquefied or compressed inorganic industrial or medical gases
1,560	1,670	126	128	129	124	114	137	137	134	139	Manufacture of basic organic chemicals
343	310	29	30	33	28	28	30	30	30	27	Manufacture of inorganic compounds
831	811	67	68	73	68	67	69	70	70	69	Manufacture of fertilizers
102	118	8	9	9	9	9	9	8	8	9	Manufacture of associated nitrogen products
											Manufacture of plastics in primary forms
											Other industry
2,616	2,626	231	231	238	218	214	210	204	200	207	Manufacture of other chemical products and man-made fibres
240	258	22	20	22	20	20	20	20	19	20	Manufacture of pesticides and other agrochemical products
340	361	34	28	29	28	27	26	28	26	28	Manufacture of paints, varnishes and similar coatings ink and mastics
279	236	26	25	28	25	22	22	22	21	21	Manufacture of printing ink
902	844	81	87	88	74	75	73	69	67	72	Manufacture of soap and detergents, cleaning and polishing preparations
											Manufacture of perfumes and toilet preparations
											Manufacture of photographic plates, films, sensitized paper and other sensitized unexposed materials
821	891	65	69	69	68	66	66	63	63	64	Manufacture of writing and drawing ink
											Manufacture of other chemical products n.e.c.
34	37	3	3	3	3	3	3	3	3	3	Other industry
717	789	55	55	55	62	59	59	60	62	61	Manufacture of pharmaceuticals, medicinal chemical and botanical products
574	629	44	44	44	50	47	48	47	49	48	Manufacture of medicinal active substances to be used for their pharmacological properties in the manufacture of medicaments
143	159	11	11	11	12	12	11	13	13	13	Other industry
4,095	4,094	318	297	303	312	345	403	380	377	356	Manufacture of rubber products
353	382	27	24	29	29	33	32	32	31	30	Manufacture of rubber tyres for vehicles
88	103	7	6	8	8	8	7	7	7	8	Manufacture of interchangeable tyre treads and retreading rubber tyres
682	737	54	55	57	58	59	58	59	59	60	Manufacture of other products of natural or synthetic rubber, unvulcanized, vulcanized or hardened
2,238	2,160	158	144	142	149	189	250	227	225	203	Rubber remilling and latex processing
732	712	72	68	68	68	56	56	56	55	56	Manufacture of rubber gloves
											Manufacture of other rubber products n.e.c.
7,528	7,892	605	607	641	662	677	632	605	620	620	Manufacture of plastics products
2,636	2,724	207	217	221	232	243	218	207	221	218	Manufacture of semi-manufactures of plastic products
1,591	1,847	122	114	138	143	145	138	131	133	131	Manufacture of finished plastic products
96	101	8	8	9	9	9	8	7	7	7	Manufacture of plastic articles for the packing of goods
570	598	46	46	49	48	49	46	45	48	49	Manufacture of builders' plastics ware
2,635	2,622	222	223	224	230	231	222	215	211	215	Manufacture of plastic tableware, kitchenware and toilet articles
											Manufacture of diverse plastic products n.e.c.
747	890	58	58	59	60	63	62	60	56	65	Manufacture of glass and glass products

Kod Kumpulan Group code	Keterangan Kumpulan/Tempoh						
		Okt.	Nov.	Dis.	Jan.	Feb.	Mac
162	Pembuatan produk daripada kayu, gabus, jerami dan bahan jalinan lain	169	170	173	174	170	169
16211	Pembuatan kepingan venier dan papan lapis	86	86	89	84	82	81
16212	Pembuatan papan partikel dan papan gentian	22	24	24	25	25	25
16221	Pertukangan kayu untuk jurubina	34	33	34	36	36	35
	Industri lain	27	28	27	29	27	27
170	Pembuatan kertas dan produk kertas	171	173	173	173	177	174
17010	Pembuatan pulpa, kertas dan kertas tebal	25	26	25	25	25	25
17020	Pembuatan kertas gelugur dan kertas tebal dan bekas daripada kertas dan kertas tebal	68	68	68	69	65	65
17091	Pembuatan sampul surat dan kad surat	5	5	5	5	4	4
17092	Pembuatan kertas kegunaan rumah dan pembersih peribadi	29	29	29	28	36	34
17093	Pembuatan kertas bergam atau pelekat yang berjalur atau bergulung dan label dan kertas dinding	26	26	26	24	25	24
	Industri lain	19	19	21	22	21	21
181 & 182	Percetakan, aktiviti perkhidmatan berkaitan percetakan dan penerbitan semula media rakaman	167	175	196	194	185	188
18110	Percetakan	140	147	165	162	154	158
18120	Aktiviti perkhidmatan berkaitan percetakan &	27	28	31	32	31	30
18200	Penerbitan semula media rakaman						
192 (19201 & 19202)	Pembuatan produk petroleum bertapis	204	194	223	199	198	231
201	Pembuatan kimia asas, baja dan sebatian nitrogen, plastik dan getah sintetik dalam bentuk primer	253	247	265	259	263	277
20111	Pembuatan gas perindustrian atau perubatan bukan organik dalam bentuk cecair atau mampat	19	20	20	24	24	24
20112	Pembuatan kimia organik asas &	131	126	136	136	137	140
20113	Pembuatan sebatian bukan organik						
20121	Pembuatan baja &	26	25	27	25	27	30
20129	Pembuatan produk campuran nitrogen						
20131	Pembuatan plastik dalam bentuk primer	69	69	73	65	65	72
	Industri lain	8	8	9	9	10	10
202 & 203	Pembuatan produk kimia lain dan serat buatan manusia	210	214	240	229	226	231
20210	Pembuatan racun perosak dan produk agrokimia lain	19	20	18	22	20	25
20221	Pembuatan cat, varnis dan penyadur dan mastik	28	28	31	35	31	32
20222	Pembuatan dakwat cetak	21	22	23	21	21	21
20231	Pembuatan sabun dan bahan pencuci, penyediaan & membersihkan dan mengilat	68	68	81	72	79	79
20232	Pembuatan pewangi dan penyediaan dandanan diri						
20291	Pembuatan plat fotografi, filem, sensitized paper dan other sensitized unexposed materials &	71	73	84	75	72	72
20292	Pembuatan dakwat menulis dan melukis &						
20299	Pembuatan produk kimia lain t.t.t.l. Industri lain	3	3	3	3	3	3
210	Pembuatan produk farmaseutikal, kimia perubatan dan botani	62	59	68	61	60	60
21001	Pembuatan bahan aktif ubat-ubatan untuk digunakan oleh bidang farmakologi dalam pembuatan ubat-ubatan	50	47	56	49	47	47
	Industri lain	12	12	12	12	13	12
221	Pembuatan produk getah	343	323	337	320	308	310
22111	Pembuatan tayar getah untuk kenderaan	29	28	29	28	24	29
22112	Pembuatan bunga tayar yang boleh ditukar ganti dan tayar celup	8	8	7	8	7	9
22191	Pembuatan produk lain daripada getah asli atau sintetik, & tidak divulkan, divulkan atau dikeraskan	55	53	58	56	56	59
22193	Pengilangan semula getah dan prosesan susu getah						
22192	Pembuatan sarung tangan getah	195	177	180	168	160	156
22199	Pembuatan produk getah lain yang t.t.t.l.	57	57	63	61	60	58
222	Pembuatan produk plastik	622	617	622	607	600	641
22201	Pembuatan produk plastik separa siap &	219	220	213	203	205	216
22202	Pembuatan produk plastik siap						
22203	Pembuatan artikel plastik untuk pembungkusan barangan	132	131	135	131	121	150
22204	Pembuatan barangan plastik jurubina	7	8	8	8	8	8
22205	Pembuatan pinggan mangkuk, peralatan dapur dan barangan tandas daripada plastik	49	46	49	48	49	51
22209	Pembuatan pelbagai produk plastik t.t.t.l.	214	211	216	216	217	216
231 (23101 & 23102 & 23109)	Pembuatan kaca dan produk kaca	67	66	73	72	68	69

2022									Group Description/Period
Apr.	Mei	Jun	Jul.	Ogo.	Sep.	Okt.	Nov.	Dis.	
168	170	167	171	172	173	174	175	181	Manufacture of products of wood, cork, straw and plaiting materials
79	81	79	83	86	87	87	89	90	Manufacture of veneer sheets and plywood
26	25	25	25	25	24	24	24	25	Manufacture of particle board and fibreboard
36	36	35	36	35	35	36	34	38	Manufacture of builders' carpentry
28	28	27	27	27	27	27	28	27	Other industry
172	171	173	171	173	176	177	178	187	Manufacture of paper and paper products
24	25	26	26	26	25	26	26	25	Manufacture of pulp, paper and paperboard
68	68	69	68	71	72	72	73	75	Manufacture of corrugated paper and paperboard and of containers of paper and paperboard
4	4	4	4	4	5	5	4	5	Manufacture of envelopes and letter-card
33	30	30	30	29	30	30	29	34	Manufacture of household and personal hygiene paper
22	21	22	21	21	22	23	23	23	Manufacture of gummed or adhesive paper in strips or rolls and labels and wall paper
21	22	21	22	22	21	21	22	26	Other industry
184	188	187	182	182	177	183	190	202	Printing, service activities related to printing and reproduction of recorded media
156	159	159	154	154	150	155	160	171	Printing
28	28	28	28	28	27	28	30	31	Service activities related to printing
									Reproduction of recorded media
173	173	186	185	187	206	204	195	226	Manufacture of refined petroleum products
262	256	269	273	268	266	267	265	279	Manufacture of basic chemicals, fertilizer and nitrogen compounds, plastics and synthetic rubber in primary forms
24	23	25	25	26	25	26	24	24	Manufacture of liquefied or compressed inorganic industrial or medical gases
133	130	141	144	142	141	142	137	147	Manufacture of basic organic chemicals
									Manufacture of inorganic compounds
25	25	25	26	25	25	25	25	28	Manufacture of fertilizers
70	68	68	68	66	65	65	69	70	Manufacture of associated nitrogen products
10	10	10	10	10	10	10	10	10	Manufacture of plastics in primary forms
									Other industry
217	210	209	216	213	210	210	211	246	Manufacture of other chemical products and man-made fibres
24	21	21	21	19	21	21	21	21	Manufacture of pesticides and other agrochemical products
30	27	28	29	28	28	29	29	35	Manufacture of paints, varnishes and similar coatings ink and mastics
20	19	19	19	19	19	19	19	20	Manufacture of printing ink
67	65	66	66	68	67	66	67	83	Manufacture of soap and detergents, cleaning and polishing preparations
									Manufacture of perfumes and toilet preparations
									Manufacture of photographic plates, films, sensitized paper and other sensitized unexposed materials
72	74	73	78	75	71	72	72	85	Manufacture of writing and drawing ink
									Manufacture of other chemical products n.e.c.
3	3	3	3	3	3	3	3	3	Other industry
67	64	65	66	68	68	69	66	76	Manufacture of pharmaceuticals, medicinal chemical and botanical products
54	51	51	52	54	54	56	52	62	Manufacture of medicinal active substances to be used for their pharmacological properties in the manufacture of medicaments
14	13	13	14	14	14	13	14	13	Other industry
324	353	385	369	368	352	338	338	327	Manufacture of rubber products
29	34	34	34	36	34	33	34	33	Manufacture of rubber tyres for vehicles
9	9	9	9	9	9	9	9	9	Manufacture of interchangeable tyre treads and retreading rubber tyres
61	61	63	64	65	66	61	61	63	Manufacture of other products of natural or synthetic rubber, unvulcanized, vulcanized or hardened
									Rubber remilling and latex processing
165	192	219	204	197	183	176	177	163	Manufacture of rubber gloves
61	57	60	59	61	59	59	58	60	Manufacture of other rubber products n.e.c.
665	684	664	661	677	674	670	658	692	Manufacture of plastics products
									Manufacture of semi-manufactures of plastic products
227	242	222	224	235	230	233	233	254	Manufacture of finished plastic products
156	160	155	156	159	156	166	165	172	Manufacture of plastic articles for the packing of goods
9	9	8	8	8	8	9	8	9	Manufacture of builders' plastics ware
51	50	50	50	51	52	50	47	49	Manufacture of plastic tableware, kitchenware and toilet articles
223	223	228	223	223	228	212	204	209	Manufacture of diverse plastic products n.e.c.
69	74	71	73	73	79	78	79	84	Manufacture of glass and glass products

Kod Kumpulan Group code	Keterangan Kumpulan/Tempoh	2020	2021	2022	2021				2022			
					Q1	Q2	Q3	Q4	Q1	Q2	Q3	Q4
239	Pembuatan pengeluaran galian bukan logam f.t.t.l.	3,604	3,592	3,717	904	903	873	911	913	931	927	946
23911	Pembuatan mortar refraktori dan konkrit &	411	365	311	94	93	92	85	74	78	79	81
23921	Pembuatan seramik bukan refraktori											
23930	Pembuatan produk porselin dan seramik lain	160	159	170	42	39	38	40	44	43	42	41
23941	Pembuatan simen hidrolik	303	287	278	72	76	68	71	69	70	68	71
23951	Pembuatan konkrit dan mortar siap bancuh dan bancuhan kering	665	686	738	170	171	168	176	181	185	187	185
23952	Pembuatan konkrit pratuangan, simen atau artikel batu &											
23953	buatan yang digunakan dalam pembinaan; &											
23953	Pembuatan komponen struktur pasang siap untuk &											
23953	bangunan atau kejuruteraan awam dari simen, batu atau &											
23953	konkrit buatan	1,226	1,253	1,279	318	313	306	316	316	319	320	324
23959	Pembuatan artikel konkrit, simen dan plaster lain f.t.t.l.											
23990	Pembuatan produk mineral bukan logam lain f.t.t.l. &											
23990	Industri lain	508	484	539	121	115	115	132	133	132	131	142
		332	359	402	87	95	86	91	96	104	100	103
241												
(24101 &												
24102 &												
24103 &												
24104 &												
24109)												
242												
(24201 &												
24202 &												
24209)												
243	Pengacuan logam	406	415	416	107	101	100	106	107	101	102	106
251 &												
252	Pembuatan produk struktur logam, tangki, takungan, penjana wap, senjata dan peluru	1,659	1,632	1,643	426	396	395	415	414	403	403	423
25113	Pembuatan pintu, tingkap dan bingkai, penutup tingkap &											
25113	dan pintu pagar daripada logam	984	880	841	240	216	207	217	214	205	203	218
25119	Pembuatan produk struktur logam lain											
25120	Pembuatan tangki, takungan dan kontena daripada &											
25120	logam	474	557	609	132	130	143	152	152	149	153	155
25120	Industri lain	201	195	193	54	50	45	47	48	48	47	50
259	Pembuatan lain-lain produk yang direka daripada logam; aktiviti perkhidmatan kerja logam	3,661	3,841	3,982	977	923	925	1,016	1,021	976	970	1,016
25910	Tempaan, tekanan, hentakan dan bentuk gelekkan logam; &											
25910	serbuk metalurgi	715	768	754	194	189	187	197	194	188	183	189
25920	Rawatan dan penyulutan logam; menggunakan mesin	444	502	509	131	127	116	128	132	130	121	126
25991	Pembuatan tin untuk produk makanan dan minuman, tiub &											
25991	dan kotak boleh dilipat	409	419	476	106	95	100	119	112	109	119	136
25992	Pembuatan kabel, plaited bands (jalur/pita berpintal) dan &											
25992	artikel seumpamanya daripada logam	811	893	1,020	217	198	218	260	264	243	250	263
25993	Pembuatan bolt, skru, nat dan produk uliran &											
25993	seumpamanya											
25994	Pembuatan barangan rumah daripada logam	76	70	65	19	19	16	16	16	17	17	16
25999	Pembuatan produk lain yang direka daripada logam f.t.t.l. &											
25999	Industri lain	904	927	973	240	231	224	232	247	244	240	243
		301	261	185	70	64	63	65	56	45	41	43
261	Pembuatan komponen dan papan elektronik	11,194	11,848	12,261	3,043	2,944	2,803	3,058	3,183	3,024	2,923	3,130
26101	Pembuatan diod, transistor dan alatan semikonduktor &											
26101	yang seumpamanya	7,272	7,743	7,883	1,939	1,944	1,866	1,994	2,026	1,972	1,891	1,993
26102	Pembuatan litar elektronik bersepadu dengan &											
26102	pasangan mikro											
26103	Pembuatan kapasitor dan perintang elektrik &											
26103												
26104	Pembuatan papan litar bercetak &											
26104		3,400	3,638	3,901	976	883	829	951	1,033	930	918	1,020
26105	Pembuatan komponen paparan											
26109	Pembuatan komponen lain untuk aplikasi elektronik	522	466	477	128	117	108	113	124	122	114	117
262												
(26201 &												
26202)												
263/												
26300	Pembuatan peralatan komunikasi	706	665	789	152	171	159	182	194	196	187	211
264/												
26400	Pembuatan peralatan elektronik pengguna	1,191	1,140	1,341	281	272	275	312	329	327	343	342
265	Pembuatan kelengkapan mengukur, menguji, memandu arah dan kawalan; jam tangan dan jam	1,602	1,693	2,450	409	401	413	470	521	583	634	712
26511	Pembuatan kelengkapan mengukur, menguji, memandu &											
26511	arah dan kawalan	1,437	1,535	2,275	371	362	375	427	477	542	591	666
26512	Pembuatan kelengkapan kawalan proses perindustrian											
26520	Pembuatan jam tangan dan jam dan bahagiannya	165	157	175	38	39	38	43	44	41	44	46
266/												
26600	Pembuatan peralatan penyinaran, perubatan elektro dan elektroterapeutik	611	705	736	162	187	185	170	179	186	184	187

2021	2022	2021									Group Description/Period
(Jan. - Dis.)	(Jan. - Dis.)	Jan.	Feb.	Mar.	Apr.	Mei	Jun	Jul.	Ogo.	Sep.	
3,592	3,717	303	295	306	305	308	290	289	290	295	Manufacture of non-metallic mineral products n.e.c.
											<i>Manufacture of refractory mortars and concretes</i>
365	311	33	30	32	32	32	30	30	31	31	<i>Manufacture of non-refractory ceramic</i>
159	170	15	13	14	12	13	13	12	13	13	<i>Manufacture of other porcelain and ceramic products</i>
287	278	24	23	25	26	26	24	23	22	23	<i>Manufacture of hydraulic cement</i>
686	738	57	54	59	56	58	57	57	56	56	<i>Manufacture of ready-mix and dry-mix concrete and mortars</i>
											<i>Manufacture of precast concrete, cement or artificial stone articles for use in construction</i>
1,253	1,279	104	107	107	106	109	98	102	101	102	<i>Manufacture of prefabricated structural components for building or civil engineering of cement, concrete or artificial stone</i>
											<i>Manufacture of other articles of concrete, cement and plaster n.e.c.</i>
484	539	41	40	40	37	40	39	37	38	40	<i>Manufacture of other non-metallic mineral products n.e.c.</i>
359	402	29	28	30	36	31	29	28	29	29	<i>Other industry</i>
2,210	2,368	196	190	194	183	176	172	165	168	184	Manufacture of basic iron and steel
1,423	1,396	118	116	121	116	121	117	113	112	118	Manufacture of basic precious and other non-ferrous metals
415	416	35	35	37	34	34	33	32	33	35	Casting of metals
1,632	1,643	143	141	142	136	136	124	132	128	136	Manufacture of structural metal products, tanks, reservoirs, steam generators, weapons and ammunition
880	841	83	78	78	76	75	65	69	68	71	<i>Manufacture of metal doors, windows and their frames, shutters and gates</i>
											<i>Manufacture of other structural metal products</i>
557	609	42	45	45	43	44	44	48	46	49	<i>Manufacture of tanks, reservoirs and containers of metal</i>
195	193	18	18	18	17	17	16	15	14	15	<i>Other industry</i>
3,841	3,982	334	326	316	308	311	304	298	301	327	Manufacture of other fabricated metal products; metal working service activities
768	754	68	64	63	63	64	63	62	62	63	<i>Forging, pressing, stamping and roll-forming of metal; powder metallurgy</i>
502	509	44	44	43	41	43	42	39	38	39	<i>Treatment and coating of metals; machining</i>
419	476	37	37	32	32	31	32	31	32	36	<i>Manufacture of fins and cans for food products, collapsible tubes and boxes</i>
											<i>Manufacture of metal cable, plaited bands and similar articles</i>
893	1,020	72	73	72	65	67	66	66	66	87	<i>Manufacture of bolts, screws, nuts and similar threaded products</i>
70	65	6	6	6	6	6	6	6	5	5	<i>Manufacture of metal household articles</i>
927	973	81	81	78	78	78	75	73	75	76	<i>Manufacture of any other fabricated metal products n.e.c.</i>
261	185	26	22	22	22	21	21	22	21	21	<i>Other industry</i>
11,848	12,261	997	1,065	981	976	976	992	930	931	943	Manufacture of electronic components and boards
											<i>Manufacture of diodes, transistors and similar semiconductor devices</i>
7,743	7,883	631	669	639	633	634	678	613	628	625	<i>Manufacture of electronic integrated circuits micro assemblies</i>
											<i>Manufacture of electrical capacitors and resistors</i>
3,638	3,901	323	353	300	303	302	278	281	267	281	<i>Manufacture of printed circuit boards</i>
											<i>Manufacture of display components</i>
466	477	44	43	41	40	40	36	36	35	37	<i>Manufacture of other components for electronic applications</i>
2,839	3,001	245	237	238	224	223	224	215	224	255	Manufacture of computers and peripheral equipment
665	789	52	47	52	63	53	56	51	54	55	Manufacture of communication equipment
1,140	1,341	106	85	90	91	92	89	84	92	99	Manufacture of consumer electronics
1,693	2,450	140	132	136	136	136	129	132	139	142	Manufacture of measuring, testing, navigating and control equipment; watches and clocks
											<i>Manufacture of measuring, testing, navigating and control equipment</i>
1,535	2,275	128	120	124	123	123	116	119	127	129	<i>Manufacture of industrial process control equipment</i>
157	175	12	13	13	13	13	13	13	13	13	<i>Manufacture of watches and clocks and parts</i>
705	736	49	52	61	60	61	66	63	62	60	Manufacture of irradiation, electromedical and electrotherapeutic equipment

Kod Kumpulan Group code	Keterangan Kumpulan/Tempoh						
		Okt.	Nov.	Dis.	Jan.	Feb.	Mac
239	Pembuatan pengeluaran galian bukan logam f.t.f.l.	296	303	312	305	298	309
23911	Pembuatan mortar refraktori dan konkrit &	31	26	28	24	24	26
23921	Pembuatan seramik bukan refraktori						
23930	Pembuatan produk porselin dan seramik lain	13	13	14	14	15	14
23941	Pembuatan simen hidrolik	23	23	24	25	22	22
23951	Pembuatan konkrit dan mortar siap bancuh dan bancuhan kering	56	58	62	60	58	63
23952	Pembuatan konkrit pratuangan, simen atau artikel batu buatan yang digunakan dalam pembinaan;						
23953	& Pembuatan komponen struktur pasang siap untuk bangunan atau kejuruteraan awam dari simen, batu atau konkrit buatan	102	112	102	106	105	106
23959	Pembuatan artikel konkrit, simen dan plaster lain f.t.f.l.						
23990	Pembuatan produk mineral bukan logam lain f.t.f.l. Industri lain	41 30	42 30	50 32	45 31	44 31	44 34
241 (24101 & 24102 & 24103 & 24104 & 24109)	Pembuatan besi dan keluli asas	183	187	212	208	203	210
242 (24201 & 24202 & 24209)	Pembuatan logam asas berharga dan logam bukan ferus lain	121	119	131	126	124	114
243	Pengacuan logam	35	35	36	36	36	36
251 & 252	Pembuatan produk struktur logam, tangki, takungan, penjana wap, senjata dan peluru	137	138	140	142	136	135
25113	Pembuatan pintu, tingkap dan bingkai, penutup tingkap dan pintu pagar daripada logam	71	72	74	75	70	69
25119	Pembuatan produk struktur logam lain						
25120	Pembuatan tangki, takungan dan kontena daripada logam	51	51	51	51	51	50
	Industri lain	16	15	16	16	16	16
259	Pembuatan lain-lain produk yang direka daripada logam; aktiviti perkhidmatan kerja logam	329	332	355	347	337	336
25910	Tempaan, tekanan, hentakan dan bentuk gelekkan logam; serbuk metalurgi	63	63	71	65	65	64
25920	Rawatan dan penyalutan logam; menggunakan mesin	40	41	47	44	45	43
25991	Pembuatan tin untuk produk makanan dan minuman, tiub dan kotak boleh dilipat	37	40	41	38	37	38
25992	Pembuatan kabel, plaited bands (jalur/pita berpintal) dan artikel seumpamanya daripada logam						
25993	& Pembuatan bolt, skru, nat dan produk uliran seumpamanya	86	86	88	90	87	87
25994	Pembuatan barangan rumah daripada logam	5	5	5	5	5	5
25999	Pembuatan produk lain yang direka daripada logam f.t.f.l.	76	75	81	84	81	82
	Industri lain	21	21	22	22	17	17
261	Pembuatan komponen dan papan elektronik	961	974	1,124	1,058	1,099	1,027
26101	Pembuatan diod, transistor dan alatan semikonduktor yang seumpamanya						
26102	& Pembuatan litar elektronik bersepadu dengan pemasangan mikro	626	637	731	677	689	661
26103	Pembuatan kapasitor dan perintang elektrik						
26104	& Pembuatan papan litar bercetak	297	300	354	340	370	323
26105	Pembuatan komponen paparan						
26109	Pembuatan komponen lain untuk aplikasi elektronik	37	37	38	41	40	43
262 (26201 & 26202)	Pembuatan komputer dan kelengkapan peranti	256	228	270	250	241	251
263/ 26300	Pembuatan peralatan komunikasi	55	65	63	65	64	65
264/ 26400	Pembuatan peralatan elektronik pengguna	104	102	106	115	109	106
265	Pembuatan kelengkapan mengukur, menguji, memandu arah dan kawalan; jam tangan dan jam	142	152	175	165	168	188
26511	Pembuatan kelengkapan mengukur, menguji, memandu arah dan kawalan						
26512	& Pembuatan kelengkapan kawalan proses perindustrian	130	138	159	149	154	174
26520	Pembuatan jam tangan dan jam dan bahagiannya	13	14	16	16	14	14
266/ 26600	Pembuatan peralatan penyinaran, perubatan elektro dan elektroterapeutik	60	60	50	58	58	62

2022									Group Description/Period
Apr.	Mei	Jun	Jul.	Ogo.	Sep.	Okt.	Nov.	Dis.	
309	311	311	310	306	311	313	313	321	Manufacture of non-metallic mineral products n.e.c.
									Manufacture of refractory mortars and concretes
25	27	26	27	26	26	26	26	28	Manufacture of non-refractory ceramic
14	15	15	14	14	14	14	14	14	Manufacture of other porcelain and ceramic products
23	24	23	23	22	23	23	23	25	Manufacture of hydraulic cement
63	61	62	62	63	62	63	59	62	Manufacture of ready-mix and dry-mix concrete and mortars
									Manufacture of precast concrete, cement or artificial stone articles for use in construction
									Manufacture of prefabricated structural components for building or civil engineering of cement, concrete or artificial stone
105	107	108	109	105	106	106	112	106	Manufacture of other articles of concrete, cement and plaster n.e.c.
41	46	45	43	43	45	46	45	51	Manufacture of other non-metallic mineral products n.e.c.
39	33	32	33	33	34	34	34	35	Other industry
202	197	194	184	184	190	190	191	216	Manufacture of basic iron and steel
110	114	111	110	112	114	116	116	126	Manufacture of basic precious and other non-ferrous metals
34	34	33	34	34	35	35	35	36	Casting of metals
134	136	132	135	132	137	138	141	144	Manufacture of structural metal products, tanks, reservoirs, steam generators, weapons and ammunition
69	70	66	67	65	71	70	72	76	Manufacture of metal doors, windows and their frames, shutters and gates
									Manufacture of other structural metal products
49	50	50	51	51	51	52	52	51	Manufacture of tanks, reservoirs and containers of metal
16	16	16	16	16	15	16	17	17	Other industry
322	329	325	320	323	326	329	332	355	Manufacture of other fabricated metal products; metal working service activities
63	64	61	60	62	61	61	60	68	Forging, pressing, stamping and roll-forming of metal; powder metallurgy
42	44	44	41	40	40	40	41	45	Treatment and coating of metals; machining
36	36	37	37	39	43	43	46	47	Manufacture of fins and cans for food products, collapsible tubes and boxes
									Manufacture of metal cable, plaited bands and similar articles
76	84	83	84	83	83	86	86	91	Manufacture of bolts, screws, nuts and similar threaded products
5	6	6	6	6	5	5	5	5	Manufacture of metal household articles
81	82	80	79	81	80	80	79	83	Manufacture of any other fabricated metal products n.e.c.
18	13	13	13	14	14	14	14	16	Other industry
1,015	1,007	1,002	958	963	1,001	997	990	1,144	Manufacture of electronic components and boards
									Manufacture of diodes, transistors and similar semiconductor devices
656	650	667	623	627	642	639	631	723	Manufacture of electronic integrated circuits micro assemblies
									Manufacture of electrical capacitors and resistors
317	316	297	298	299	321	320	321	379	Manufacture of printed circuit boards
									Manufacture of display components
42	41	38	38	38	38	38	38	41	Manufacture of other components for electronic applications
243	249	248	235	239	259	255	243	290	Manufacture of computers and peripheral equipment
73	61	62	61	64	62	62	77	72	Manufacture of communication equipment
108	107	111	107	120	115	115	115	113	Manufacture of consumer electronics
179	193	211	202	214	218	221	234	257	Manufacture of measuring, testing, navigating and control equipment; watches and clocks
									Manufacture of measuring, testing, navigating and control equipment
166	179	197	188	200	203	206	219	241	Manufacture of industrial process control equipment
13	14	14	14	15	15	15	15	16	Manufacture of watches and clocks and parts
61	62	63	62	61	61	60	59	68	Manufacture of irradiation, electromedical and electrotherapeutic equipment

Kod Kumpulan Group code	Keterangan Kumpulan/Tempoh	2020	2021	2022	2021				2022			
					Q1	Q2	Q3	Q4	Q1	Q2	Q3	Q4
267 (26701 & 26702) & 268 (26800)	Pembuatan peralatan optikal, kelengkapan fotografi, media magnetik dan optikal	393	395	500	104	96	93	102	121	130	125	124
271	Pembuatan motor elektrik, penjana, transformer dan perkakasan pengagihan dan pengawalan elektrik	1,314	1,298	1,246	338	294	321	345	328	289	313	317
	27101 Pembuatan motor elektrik, penjana dan transformer	437	450	474	100	109	120	122	113	118	123	120
	27102 Pembuatan perkakasan pengagihan dan pengawalan	877	847	772	238	185	201	223	215	171	190	196
272/ 27200	Pembuatan bateri dan akumulator	423	438	481	97	105	120	116	117	114	121	129
273	Pembuatan pendawaian dan peranti pendawaian	883	1,003	1,133	244	239	249	272	273	273	292	295
	27310 Pembuatan kabel gentian optikal	68	67	84	12	13	17	25	18	18	22	24
	27320 Pembuatan wayar dan kabel elektronik dan elektrik lain	780	898	1,011	223	216	222	237	244	245	260	261
	27330 Pembuatan alatan pendawaian pembawa dan bukan pembawa arus untuk litar elektrik (tanpa mengira jenis bahan)	35	38	39	9	9	10	10	11	10	10	9
274/ 27400	Pembuatan kelengkapan pencahayaan elektrik	153	221	248	46	52	61	61	62	55	64	66
275/ 27500	Pembuatan perkakasan domestik	694	574	436	181	149	128	116	124	118	105	89
279/ 27900	Pembuatan kelengkapan elektrik lain	283	299	395	70	72	73	84	89	91	99	115
281 & 282	Pembuatan jentera kegunaan umum dan kegunaan khas	4,167	4,292	4,424	1,110	1,039	1,032	1,112	1,123	1,070	1,083	1,149
	28120 Pembuatan alat-alat kuasa bendalir &											
	28130 Pembuatan pam, pemampat, kepala paip dan injap lain	341	340	348	87	81	81	90	84	83	87	94
	28180 Pembuatan alatan tangan yang menggunakan kuasa dilengkapkan dengan motor elektrik atau bukan motor elektrik atau pneumatik &	796	918	919	235	214	220	249	229	220	229	242
	28220 Pembuatan jentera pembentukan logam dan alatan mesin											
	28192 Pembuatan mesin penyaman udara, termasuk untuk kenderaan bermotor	703	689	743	174	167	175	173	180	172	189	202
	28290 Pembuatan lain-lain mesin bertujuan khas f.t.t.l. Industri lain	548	554	525	145	137	129	144	149	129	117	130
		1,779	1,790	1,889	468	440	427	456	482	466	461	480
291 (29101 & 29102)	Pembuatan kenderaan bermotor	1,031	1,057	1,152	257	261	252	287	286	290	281	295
292/ 29200	Pembuatan kerangka (coachwork) untuk kenderaan bermotor; pembuatan treler dan semi treler	260	283	344	66	71	71	75	77	87	89	92
293/ 29300	Pembuatan alat ganti dan aksesori untuk kenderaan bermotor	2,127	2,071	2,030	542	526	481	523	509	512	492	517
301 (30110 & 30120)	Pembinaan kapal dan bot	299	285	281	80	72	66	67	74	70	67	69
302, 303, 304 & 309	Pembuatan lokomotif keretapi, rolling stock, kapal angkasa dan udara, jentera berkaitan, kenderaan tempur ketenteraan, dan kelengkapan pengangkutan f.t.t.l.	802	810	861	208	205	194	204	215	219	214	213
	30910 Pembuatan motosikal	436	482	534	120	122	116	125	134	139	134	128
	30920 Pembuatan basikal dan invalid carriages Industri lain	138	132	121	37	34	31	30	30	29	30	32
		228	195	206	51	49	46	49	51	51	50	54
310	Pembuatan perabot	2,368	2,425	2,556	617	578	586	643	658	629	622	647
	31001 Pembuatan perabot kayu dan rotan Industri lain	1,784	1,852	2,025	466	436	450	501	517	493	497	519
		584	573	530	151	142	136	143	141	136	126	128
321 (32110 & 32120)	Pembuatan barang kemas, bijouterie dan artikel berkaitan	242	250	261	66	60	57	67	68	63	62	69
322, 325 & 329	Pembuatan instrumen muzik, peralatan dan bekalan perubatan dan pergigian dan pembuatan lain f.t.t.l.	668	721	732	183	177	177	184	185	180	184	183
	32901 Pembuatan alat tulis Industri lain	151	151	153	38	37	37	39	39	39	38	37
		517	570	579	146	140	140	145	146	141	145	146
323/ 32300	Pembuatan barangan sukan	66	71	71	18	17	17	18	18	17	17	19
324/ 32400	Pembuatan permainan dan mainan	184	184	236	34	36	52	62	54	54	63	65
331 & 332	Pembaikan pemasangan produk logam, jentera, kelengkapan dan pemasangan jentera perindustrian dan kelengkapan	1,240	1,260	1,319	322	309	298	330	334	331	312	342
	33150 Pembaikan dan penyelenggaraan kelengkapan pengangkutan kecuali motosikal dan basikal Industri lain	285	268	275	71	65	64	67	69	68	63	76
		954	992	1,043	251	244	234	264	265	263	249	267
Jumlah Pembuatan		87,194	89,830	94,528	22,584	22,162	21,904	23,180	23,513	23,318	23,364	24,332

2021		2022		2021							Group Description/Period
(Jan. - Dis.)	(Jan. - Dis.)	Jan.	Feb.	Mar.	Apr.	Mei	Jun	Jul.	Ogo.	Sep.	
395	500	34	34	35	32	32	32	30	31	32	Manufacture of optical instruments, photographic equipment, magnetic and optical media
1,298	1,246	118	114	106	89	100	104	104	107	110	Manufacture of electric motors, generators, transformers and electricity distribution and control apparatus
450	474	36	33	32	34	36	39	39	40	40	Manufacture of electric motors, generators and transformers
847	772	82	82	74	56	64	65	65	67	70	Manufacture of electricity distribution and control apparatus
438	481	37	30	30	30	36	38	38	42	40	Manufacture of batteries and accumulators
1,003	1,133	84	84	76	76	80	82	81	82	86	Manufacture of wiring and wiring devices
67	84	4	4	4	4	5	5	5	5	8	Manufacture of fibre optic cables
898	1,011	77	77	69	70	73	74	73	74	75	Manufacture of other electronic and electric wires and cables
38	39	3	3	3	3	3	4	3	3	3	Manufacture of current-carrying and non current-carrying wiring devices for electrical circuits regardless of material
221	248	16	15	15	16	17	20	20	20	20	Manufacture of electric lighting equipment
574	436	60	60	60	44	54	51	47	43	37	Manufacture of domestic appliances
299	395	24	24	22	24	24	23	23	24	26	Manufacture of other electrical equipment
4,292	4,424	379	379	352	349	349	340	336	345	350	Manufacture of general-purpose and special-purpose machinery
340	348	29	29	29	28	27	26	26	27	28	Manufacture of fluid power equipment
918	919	83	81	71	72	71	71	71	71	78	Manufacture of other pumps, compressors, taps and valves
689	743	58	58	58	53	57	57	55	62	58	Manufacture of power-driven hand tools with self-contained electric or non-electric motor or pneumatic drives
554	525	50	50	45	49	45	43	43	43	43	Manufacture of metal-forming machinery and machine tools
1,790	1,889	158	161	149	148	149	142	141	142	144	Manufacture of air-conditioning machines, including for motor vehicles
1,057	1,152	87	89	82	88	88	85	82	83	87	Manufacture of other special-purpose machinery n.e.c.
283	344	21	21	24	24	24	23	23	23	25	Other industry
2,071	2,030	180	184	178	186	172	167	155	158	168	Manufacture of motor vehicles
285	281	25	25	30	25	24	23	22	22	22	Manufacture of bodies (coachwork) for motor vehicles; manufacture of trailers and semi-trailers
810	861	68	69	71	71	70	64	64	63	67	Manufacture of parts and accessories for motor vehicles
482	534	38	39	42	42	41	38	39	37	40	Building of ships and boats
132	121	13	12	12	12	12	10	9	11	11	Manufacture of railway locomotives, rolling stock, air and spacecraft, related machinery, military fighting vehicles and transport equipment n.e.c
195	206	17	17	17	17	17	15	16	15	16	Manufacture of motorcycles
2,425	2,556	208	207	201	194	197	187	185	187	214	Manufacture of bicycles and invalid carriages
1,852	2,025	158	157	151	146	148	143	141	142	166	Other industry
573	530	51	50	50	49	49	45	44	45	48	Manufacture of furniture
250	261	23	22	21	21	20	19	19	18	20	Manufacture of jewellery, bijouterie and related articles
721	732	61	62	61	59	59	59	59	59	59	Manufacture of musical instruments, medical and dental instruments and supplies and other manufacturing n.e.c.
151	153	13	13	13	13	13	12	12	12	13	Manufacture of stationery
570	579	48	49	48	47	46	47	47	46	47	Other industry
71	71	6	6	6	6	6	6	5	6	6	Manufacture of sports goods
184	236	11	11	11	11	11	14	15	18	19	Manufacture of games and toys
1,260	1,319	107	107	108	109	103	97	99	99	101	Repair of fabricated metal products, machinery and equipment and installation of industrial machinery and equipment
268	275	24	24	24	23	22	21	21	21	22	Repair and maintenance of transport equipment except motorcycles and bicycles
992	1,043	83	83	84	86	81	76	77	78	79	Other industry
89,830	94,528	7,558	7,512	7,514	7,386	7,416	7,360	7,195	7,231	7,479	Total Manufacturing

Kod Kumpulan Group code	Keterangan Kumpulan/Tempoh						
		Okt.	Nov.	Dis.	Jan.	Feb.	Mac
267 (26701 & 26702) & 268 (26800)	Pembuatan peralatan optikal, kelengkapan fotografi, media magnetik dan opti	32	33	37	35	35	50
271	Pembuatan motor elektrik, penjana, transformer dan perkakasan pengagihan dan pengawalan elektrik	111	113	122	115	110	102
	27101 Pembuatan motor elektrik, penjana dan transformer	40	40	42	40	37	36
	27102 Pembuatan perkakasan pengagihan dan pengawalan elektrik	70	73	80	75	74	67
272/ 27200	Pembuatan bateri dan akumulator	40	38	38	39	40	38
273	Pembuatan pendawaian dan peranti pendawaian	88	85	99	93	91	89
	27310 Pembuatan kabel gentian optikal	8	8	9	6	6	6
	27320 Pembuatan wayar dan kabel elektronik dan elektrik lain	77	74	86	83	81	80
	27330 Pembuatan alatan pendawaian pembawa dan bukan pembawa arus untuk litar elektrik (tanpa mengira jenis bahan)	3	3	3	3	4	3
274/ 27400	Pembuatan kelengkapan pencahayaan elektrik	20	20	21	23	21	18
275/ 27500	Pembuatan perkakasan domestik	38	38	40	42	41	40
279/ 27900	Pembuatan kelengkapan elektrik lain	26	26	32	30	29	30
281 & 282	Pembuatan jentera kegunaan umum dan kegunaan khas	355	361	395	386	383	354
	28120 Pembuatan alat-alat kuasa bendalir &						
	28130 Pembuatan pam, pemampat, kepala paip dan injap lain	27	28	36	29	27	28
	28180 Pembuatan alatan tangan yang menggunakan kuasa dilengkapkan dengan motor elektrik atau bukan motor elektrik atau pneumatik &	78	83	89	77	81	70
	28220 Pembuatan jentera pembentukan logam dan alatan mesin						
	28192 Pembuatan mesin penyaman udara, termasuk untuk kenderaan bermotor	58	58	57	57	60	63
	28290 Pembuatan lain-lain mesin bertujuan khas f.t.t.l. Industri lain	44	44	55	53	53	43
		148	148	159	171	161	150
291 (29101 & 29102)	Pembuatan kenderaan bermotor	90	93	104	96	98	91
292/ 29200	Pembuatan kerangka (coachwork) untuk kenderaan bermotor; pembuatan treler dan semi treler	25	25	25	24	25	28
293/ 29300	Pembuatan alat ganti dan aksesori untuk kenderaan bermotor	169	170	184	169	173	168
301 (30110 & 30120)	Pembinaan kapal dan bot	22	22	23	23	23	28
302, 303, 304 & 309	Pembuatan lokomotif keretapi, rolling stock, kapal angkasa dan udara, jentera berkaitan, kenderaan tempur ketenteraan, dan kelengkapan pengangkutan f.t.t.l.	68	69	67	69	72	74
	30910 Pembuatan motosikal	41	43	41	43	44	47
	30920 Pembuatan basikal dan invalid carriages Industri lain	11	10	9	10	10	10
		16	16	16	17	18	17
310	Pembuatan perabot	213	213	218	222	218	217
	31001 Pembuatan perabot kayu dan rotan Industri lain	165	165	170	175	171	171
		47	48	47	48	47	46
321 (32110 & 32120)	Pembuatan barang kemas, bijouterie dan artikel berkaitan	20	21	26	24	23	21
322, 325 & 329	Pembuatan instrumen muzik, peralatan dan bekalan perubatan dan pergigian dan pembuatan lain f.t.t.l.	60	60	63	62	62	61
	32901 Pembuatan alat tulis Industri lain	13	13	13	13	13	13
		47	48	50	49	49	48
323/ 32300	Pembuatan barangan sukan	6	6	6	6	6	6
324/ 32400	Pembuatan permainan dan mainan	19	19	23	18	18	18
331 & 332	Pembaikan pemasangan produk logam, jentera, kelengkapan dan pemasangan jentera perindustrian dan kelengkapan	107	112	111	111	110	113
	33150 Pembaikan dan penyelenggaraan kelengkapan pengangkutan kecuali motosikal dan basikal Industri lain	21	23	22	22	23	24
		86	89	89	89	87	89
Jumlah Pembuatan		7,523	7,536	8,122	7,865	7,805	7,843

2022									Group Description/Period
Apr.	Mei	Jun	Jul.	Ogo.	Sep.	Okt.	Nov.	Dis.	
43	42	45	43	41	40	40	39	45	Manufacture of optical instruments, photographic equipment, magnetic and optical media
90	98	101	103	106	104	102	101	113	Manufacture of electric motors, generators, transformers and electricity distribution and control apparatus
37	40	41	41	42	41	41	39	40	Manufacture of electric motors, generators and transformers
53	58	60	62	64	63	61	62	73	Manufacture of electricity distribution and control apparatus
36	39	38	39	41	41	42	43	45	Manufacture of batteries and accumulators
86	93	94	95	98	98	100	94	100	Manufacture of wiring and wiring devices
6	6	6	7	7	8	8	8	9	Manufacture of fibre optic cables
77	83	85	85	88	87	89	83	88	Manufacture of other electronic and electric wires and cables
3	3	3	3	3	3	3	3	2	Manufacture of current-carrying and non current-carrying wiring devices for electrical circuits regardless of material
17	18	21	21	22	22	21	22	23	Manufacture of electric lighting equipment
33	43	43	39	36	31	30	29	30	Manufacture of domestic appliances
30	30	31	31	31	37	36	36	43	Manufacture of other electrical equipment
359	359	351	353	363	366	372	366	411	Manufacture of general-purpose and special-purpose machinery
28	28	27	28	29	29	30	29	36	Manufacture of fluid power equipment
73	74	73	74	77	78	81	78	82	Manufacture of other pumps, compressors, taps and valves
57	58	58	61	65	63	62	64	75	Manufacture of power-driven hand tools with self-contained electric or non-electric motor or pneumatic drives
46	42	41	39	39	39	41	41	49	Manufacture of metal-forming machinery and machine tools
156	158	152	152	153	157	158	154	169	Manufacture of air-conditioning machines, including for motor vehicles
97	97	97	92	97	92	94	93	109	Manufacture of other special-purpose machinery n.e.c.
29	29	29	29	29	31	30	30	32	Other industry
174	168	170	162	163	167	167	168	182	Manufacture of motor vehicles
24	23	23	22	22	23	23	23	23	Manufacture of bodies (coachwork) for motor vehicles; manufacture of trailers and semi-trailers
73	74	72	71	70	73	73	70	71	Manufacture of parts and accessories for motor vehicles
46	47	45	44	44	45	45	41	42	Building of ships and boats
10	10	10	10	10	10	10	11	11	Manufacture of railway locomotives, rolling stock, air and spacecraft, related machinery, military fighting vehicles and transport equipment n.e.c
17	17	17	17	16	17	17	18	18	Manufacture of motorcycles
211	212	205	203	204	214	213	213	221	Manufacture of bicycles and invalid carriages
165	167	161	161	163	172	171	171	177	Other industry
46	46	44	42	42	42	42	42	44	Manufacture of furniture
21	21	21	21	21	21	21	21	27	Manufacture of wooden and cane furniture
60	60	61	60	62	62	60	60	63	Other industry
13	13	13	13	13	12	12	12	12	Manufacture of jewellery, bijouterie and related articles
47	47	48	47	49	50	48	48	50	Manufacture of musical instruments, medical and dental instruments and supplies and other manufacturing n.e.c.
6	6	6	6	6	6	6	6	6	Manufacture of stationery
18	18	19	20	21	22	20	21	24	Other industry
115	110	106	104	103	104	110	114	119	Manufacture of sports goods
24	22	22	20	21	22	22	26	27	Manufacture of games and toys
91	87	84	84	82	82	87	88	91	Repair of fabricated metal products, machinery and equipment and installation of industrial machinery and equipment
7,715	7,787	7,816	7,709	7,771	7,885	7,881	7,890	8,562	Total Manufacturing
									Repair and maintenance of transport equipment except motorcycles and bicycles
									Other industry

Jadual Table 1.6b : Gaji dan Upah yang Dibayar Sektor Pembuatan Mengikut Kumpulan: Perubahan Peratusan Tahunan
Salaries and Wages Paid of Manufacturing Sector by Group: Annual Percentage Change

Kod Kumpulan Group code	Keterangan Kumpulan/Tempoh	2020	2021	2022	2021				2022			
					Q1	Q2	Q3	Q4	Q1	Q2	Q3	Q4
101	Pemprosesan dan pengawetan daging	-4.8	3.6	1.8	-4.6	8.1	7.0	4.8	-0.4	-2.2	1.0	8.3
102	Pemprosesan dan pengawetan ikan, krustasea dan moluska	11.1	2.8	-1.7	7.5	9.1	-1.4	-3.3	-5.1	-4.3	-1.1	3.8
	10201 Pengetinan ikan, krustasea dan moluska &											
	10202 Pemprosesan dan pengawetan ikan, krustasea dan moluska	13.6	2.4	-3.0	8.2	8.8	-1.8	-4.9	-6.6	-6.4	-2.8	4.3
	Industri lain	1.6	4.6	3.6	4.5	10.5	0.5	3.7	1.6	5.0	6.0	1.7
103	Pemprosesan dan pengawetan buah-buahan dan sayur - sayuran	10.4	4.5	8.8	9.7	5.2	3.6	-0.3	3.1	5.3	11.8	15.6
	10303 Pengetinan nanas &	4.0	-17.2	-25.2	12.8	3.4	-33.2	-47.4	-46.9	-41.9	-6.6	24.4
	10304 Pembuatan jem, marmalad dan sajian jeli Industri lain	11.2	7.1	12.0	9.3	5.4	8.4	5.5	8.9	10.7	13.3	15.1
104	Pembuatan minyak dan lemak daripada sayuran dan haiwan	2.3	-0.1	6.6	-4.0	-0.3	-0.3	4.5	5.8	5.2	7.4	8.0
	10404 Pembuatan minyak sayuran mentah dan bertapis &	0.1	5.6	6.9	0.1	13.8	5.8	3.5	3.2	7.2	10.0	7.0
	10406 Pembuatan sebatian lemak masakan											
	10405 Pembuatan minyak kelapa Industri lain	-8.9	-19.0	-2.9	-18.8	-10.3	-25.3	-22.3	-15.3	-6.2	9.5	5.4
		3.0	0.4	7.0	-3.5	-0.9	0.3	5.7	7.0	5.6	7.1	8.2
105	Pembuatan produk tenusu	2.8	9.9	8.9	3.3	14.7	19.2	3.9	11.4	11.0	8.5	4.5
	10502 Pembuatan susu pekat, tepung dan sejat Industri lain	2.2	11.7	10.0	4.3	17.1	22.9	4.8	12.5	12.3	10.2	5.1
		6.4	-1.7	0.8	-3.6	1.0	-2.0	-2.5	3.9	2.3	-3.4	0.0
106	Pembuatan produk bijian, kanji dan produk berkanji	2.1	5.3	1.0	3.6	11.9	4.1	2.2	0.7	1.9	1.6	-0.2
	10611 Pengilangan beras	10.7	1.9	1.3	-1.7	-1.3	4.4	6.6	2.6	3.2	0.7	-1.2
	10613 Pengilangan tepung Industri lain	-6.1	8.8	0.7	9.5	30.2	3.1	-2.6	-1.2	1.6	2.9	-0.3
		0.3	7.3	0.6	4.9	10.0	9.2	5.2	0.04	-4.6	-0.5	7.7
107	Pembuatan produk makanan lain	0.2	2.6	9.8	-1.2	-0.2	1.7	10.2	8.5	9.5	10.5	10.5
	10711 Pembuatan biskut dan cookies	1.4	6.0	17.0	5.2	0.2	4.9	13.6	17.1	23.3	18.0	10.8
	10712 Pembuatan roti, kek dan produk bakeri lain	1.3	-6.8	-0.1	-12.2	-9.9	-5.3	0.8	-3.9	-1.8	1.3	3.7
	10713 Pembuatan produk snek	-5.3	7.4	13.5	1.5	9.1	8.8	10.6	9.8	10.6	16.6	16.9
	10721 Pembuatan gula	-28.7	-9.9	7.3	-26.5	-14.5	2.3	7.0	16.0	14.0	7.5	-7.4
	10731 Pembuatan produk koko	-14.1	-16.2	13.2	-31.0	-23.9	-18.3	21.8	27.8	9.3	10.3	7.1
	10732 Pembuatan coklat dan produk coklat &	-6.8	-1.6	15.6	-9.0	-4.4	-0.1	8.7	14.7	13.4	16.5	17.7
	10733 Pembuatan konfeksi gula											
	10793 Pembuatan sos dan bahan perasa	-3.1	4.8	1.6	-1.7	-2.2	2.6	21.7	5.2	7.2	-0.4	-4.5
	10799 Pembuatan produk makanan lain f.t.t.l. Industri lain	4.2	17.7	26.4	17.2	19.1	11.4	23.3	23.7	21.3	28.6	31.4
		8.1	8.6	10.3	11.5	7.9	5.2	9.8	8.3	10.2	10.7	12.0
108/10800	Pembuatan makanan haiwan tersedia	8.5	3.3	1.5	-2.2	4.8	6.6	4.4	1.8	1.6	0.5	2.2
110	Pembuatan minuman ringan	-12.5	-5.4	4.8	-16.6	-0.05	-2.8	0.5	1.0	5.5	6.8	5.8
	11041 Pembuatan minuman ringan	-9.8	-3.4	9.0	-14.2	1.3	-1.2	2.5	4.9	10.1	10.6	10.6
	11042 Pengeluaran air mineral semulajadi dan minuman lain yang dibotolkan Industri lain	-15.1	-0.3	-0.8	-13.3	10.5	1.7	4.0	0.8	-1.2	0.2	-3.0
		-22.0	-30.6	-15.2	-36.9	-31.8	-26.6	-23.4	-26.8	-12.5	-6.1	-11.5
120/12000	Pembuatan produk tembakau	-27.6	-2.4	2.6	-18.7	16.7	1.7	0.4	0.8	1.8	3.9	3.9
131	Pemintalan, penenunan dan penyiapan tekstil	-6.2	-2.2	7.8	-8.4	2.2	-5.4	3.6	6.6	7.1	11.9	5.7
	13110 Penyediaan dan pemintalan gentian tekstil &	-3.5	-0.4	7.2	-3.9	8.7	-6.7	1.4	5.5	4.0	11.6	8.0
	13120 Penenunan tekstil											
	13132 Pewarnaan, pelunturan, percetakan dan penyiapan akhir benang dan fabrik Industri lain	-9.4	-6.5	9.5	-17.5	-13.4	-1.7	9.3	10.0	14.4	13.4	1.3
		-29.0	3.9	1.5	-8.1	79.7	-12.8	-5.2	-0.3	5.8	2.7	-2.0
139	Pembuatan tekstil lain	0.8	1.0	-2.9	-1.1	4.5	-1.3	2.2	-3.2	-3.8	-2.8	-1.7
	13910 Pembuatan fabrik dikait dan dikrusye Industri lain	-8.8	-4.1	-12.6	-15.1	1.5	-4.7	3.1	-4.0	-14.0	-16.9	-14.7
		6.9	3.8	2.0	7.3	6.0	0.5	1.7	-2.8	1.3	4.5	5.3
141	Pembuatan pakaian, kecuali pakaian berbulu	-17.0	-15.7	5.9	-26.9	-17.2	-13.0	-2.0	3.8	5.8	7.4	6.8
	14102 Pembuatan pakaian Industri lain	-22.0	-19.4	3.2	-35.1	-23.0	-11.1	-0.8	2.4	3.4	1.4	5.3
		-0.2	-6.0	12.1	-0.2	-1.4	-17.3	-4.7	6.9	10.7	22.2	10.4
142 & 143	Pembuatan artikel daripada kulit bulu dan pakaian yang dikait dan dikrusye	-15.3	-16.1	1.9	-22.6	-9.6	-17.4	-13.3	-3.8	2.7	10.3	-0.3
151 (15110 & 15120)	Penyamakan dan pembersihan kulit, pembuatan begasi, beg tangan, pelana dan abah-abah pembersihan dan pewarnaan bulu	-24.7	-0.3	1.5	-10.0	14.3	-2.9	0.7	-0.5	-0.9	5.6	2.0
152	Pembuatan kasut	-1.6	-2.3	7.6	-13.7	4.5	-2.3	4.8	5.9	9.6	11.8	3.6
	15201 Pembuatan kasut kulit &	2.7	-2.1	9.1	-14.2	5.4	-2.8	6.1	6.9	12.0	14.8	3.8
	15203 Pembuatan kasut getah Industri lain	-10.8	-3.0	3.7	-12.7	2.3	-1.0	1.6	3.5	4.0	4.7	2.8
161/16100	Pengilangan dan pengetaman kayu	0.4	-1.3	-5.0	2.6	4.3	-6.1	-5.0	-1.5	-0.5	-7.0	-10.4

2021		2022		2021							Group Description/Period
(Jan. - Dis.)	(Jan. - Dis.)	Jan.	Feb.	Mar.	Apr.	Mei	Jun	Jul.	Ogo.	Sep.	
3.6	1.8	-1.7	-7.5	-4.5	6.9	9.0	8.4	7.6	7.9	5.7	Processing and preserving of meat
2.8	-1.7	8.9	6.1	7.5	10.9	9.3	7.2	1.0	-3.3	-1.8	Processing and preserving of fish, crustaceans and molluscs
											<i>Canning of fish, crustaceans and molluscs</i>
2.4	-3.0	10.2	6.8	7.6	10.7	8.6	7.1	0.9	-4.5	-1.8	<i>Processing, curing and preserving of fish, crustacean and molluscs</i>
4.6	3.6	3.6	3.1	6.8	11.6	12.7	7.4	1.6	1.6	-1.6	<i>Other industry</i>
4.5	8.8	5.7	10.6	13.0	-0.3	6.3	10.2	9.0	0.2	1.7	Processing and preserving of fruits and vegetable
											<i>Pineapple canning</i>
-17.2	-25.2	23.9	9.2	6.0	10.2	-1.0	1.9	-5.5	-50.0	-46.0	<i>Manufacture of jams, marmalades and table jellies</i>
7.1	12.0	3.8	10.8	13.9	-1.3	7.2	11.2	11.0	6.7	7.4	<i>Other industry</i>
-0.1	6.6	-5.4	-5.4	-1.2	-1.1	-0.4	0.6	5.3	-6.1	-0.2	Manufacture of vegetable and animal oils and fats
											<i>Manufacture of crude and refined vegetable oil</i>
5.6	6.9	-1.1	-1.8	3.2	21.2	12.3	8.6	4.3	7.7	5.6	<i>Manufacture of compound cooking fats</i>
-19.0	-2.9	-20.3	-18.8	-17.3	-0.7	-5.4	-24.3	-28.0	-28.2	-19.1	<i>Manufacture of coconut oil</i>
0.4	7.0	-4.9	-5.0	-0.6	-2.6	-1.1	1.2	6.9	-6.1	0.2	<i>Other industry</i>
9.9	8.9	0.6	2.0	7.4	12.6	13.8	18.1	18.3	20.1	19.2	Manufacture of dairy products
11.7	10.0	1.8	3.1	8.3	14.3	15.7	21.6	23.0	23.5	22.1	<i>Manufacture of condensed, powdered and evaporated milk</i>
-1.7	0.8	-6.8	-5.7	2.1	2.3	1.9	-1.2	-7.8	0.2	1.8	<i>Other industry</i>
5.3	1.0	8.3	0.4	2.3	8.0	12.1	15.8	6.7	3.8	2.0	Manufacture of grain mill products, starches and starch products
1.9	1.3	3.8	-5.6	-3.0	-3.9	0.1	0.2	3.6	4.2	5.4	<i>Rice milling</i>
8.8	0.7	13.9	6.8	8.2	24.1	29.6	37.7	8.6	3.2	-2.1	<i>Flour milling</i>
7.3	0.6	6.0	4.6	4.1	8.3	6.6	15.4	17.1	4.5	5.9	<i>Other industry</i>
2.6	9.8	-2.0	-1.9	0.5	1.6	0.03	-2.1	-0.5	0.4	5.3	Manufacture of other food products
6.0	17.0	4.2	3.4	8.0	1.3	0.9	-1.7	1.3	4.4	8.9	<i>Manufacture of biscuits and cookies</i>
-6.8	-0.1	-14.5	-11.7	-10.5	-13.5	-7.8	-8.4	-6.7	-5.1	-4.0	<i>Manufacture of bread, cakes and other bakery products</i>
7.4	13.5	-0.4	-2.2	7.4	11.5	8.5	7.3	4.6	9.3	12.6	<i>Manufacture of snack products</i>
-9.9	7.3	-29.0	-32.3	-16.6	-14.1	-12.2	-17.1	5.4	-0.1	1.9	<i>Manufacture of sugar</i>
-16.2	13.2	-35.6	-30.4	-26.6	-12.3	-36.5	-22.0	-20.9	-20.1	-13.9	<i>Manufacture of cocoa products</i>
											<i>Manufacture of chocolate and chocolate products</i>
-1.6	15.6	-8.0	-12.3	-6.7	-4.7	-4.9	-3.6	-2.3	-2.4	4.6	<i>Manufacture of sugar confectionery</i>
4.8	1.6	2.5	2.4	-9.3	2.1	-0.1	-8.3	-9.9	-2.2	20.2	<i>Manufacture of sauces and condiments</i>
17.7	26.4	15.7	16.2	19.8	26.8	21.2	10.2	14.4	8.4	11.6	<i>Manufacture of other food products n.e.c.</i>
8.6	10.3	10.8	10.1	13.6	13.5	6.7	3.9	4.4	4.1	7.2	<i>Other industry</i>
3.3	1.5	-8.7	-2.8	6.1	3.6	4.4	6.4	11.3	3.5	5.1	Manufacture of prepared animal feeds
-5.4	4.8	-18.1	-17.6	-14.0	-0.1	0.2	-0.2	-5.6	-3.2	0.4	Manufacture of beverages
-3.4	9.0	-12.5	-13.0	-17.3	-0.2	1.5	2.8	-1.7	-2.0	0.1	<i>Manufacture of soft drinks</i>
-0.3	-0.8	-22.7	-20.3	8.8	17.8	8.8	4.6	-1.9	1.4	5.7	<i>Production of natural mineral waters and other bottled waters</i>
-30.6	-15.2	-37.9	-37.3	-35.5	-31.5	-30.3	-34.1	-41.7	-24.2	-12.4	<i>Other industry</i>
-2.4	2.6	-20.5	-17.1	-18.7	17.9	17.6	14.5	2.3	1.2	1.5	Manufacture of tobacco products
-2.2	7.8	-9.4	-8.3	-7.6	4.6	5.6	-3.3	-4.9	-6.5	-4.9	Spinning, weaving and finishing of textiles
											<i>Preparation and spinning of textile fibres</i>
-0.4	7.2	-4.5	-4.1	-3.2	8.8	14.9	2.9	-2.9	-10.2	-6.9	<i>Weaving of textiles</i>
-6.5	9.5	-19.5	-16.4	-16.6	-9.5	-16.5	-14.2	-7.0	2.0	-0.1	<i>Dyeing, bleaching, printing and finishing of yarns and fabrics</i>
3.9	1.5	-8.9	-12.3	-2.6	311.4	234.1	-20.1	-31.4	-2.9	-3.8	<i>Other industry</i>
1.0	-2.9	-3.9	0.4	0.5	17.0	4.2	-5.5	-3.6	-0.4	-0.01	Manufacture of other textiles
-4.1	-12.6	-20.6	-12.7	-11.5	16.6	-0.3	-7.8	-7.4	-3.8	-2.9	<i>Manufacture of knitted and crocheted fabrics</i>
3.8	2.0	6.5	8.1	7.4	17.1	6.7	-4.3	-1.6	1.5	1.6	<i>Other industry</i>
-15.7	5.9	-26.1	-27.3	-27.5	-10.0	-15.1	-26.4	-16.6	-10.4	-11.6	Manufacture of wearing apparel, except fur
-19.4	3.2	-32.8	-36.1	-36.6	-18.8	-19.7	-30.7	-16.4	-7.3	-9.1	<i>Manufacture of clothings</i>
-6.0	12.1	-5.2	1.7	3.5	16.2	-2.2	-15.6	-17.1	-17.3	-17.4	<i>Other industry</i>
-16.1	1.9	-20.9	-28.3	-18.3	-8.6	-5.4	-14.8	-7.4	-23.6	-21.0	Manufacture of articles of fur, knitted and crocheted apparel
											<i>Tanning and dressing of leather; manufacture of luggage, handbags, saddlery and harness; dressing and dyeing of fur</i>
-0.3	1.5	-24.6	-0.5	-0.2	18.7	22.0	3.3	-9.6	-0.8	1.4	
-2.3	7.6	-1.7	-19.3	-18.6	14.3	11.1	-10.0	-10.0	0.8	2.5	Manufacture of footwear
											<i>Manufacture of leather footwear</i>
-2.1	9.1	8.3	-22.8	-22.8	17.3	13.6	-11.4	-11.8	1.8	1.9	<i>Manufacture of rubber footwear</i>
-3.0	3.7	-20.7	-9.4	-6.6	7.7	5.6	-6.2	-5.6	-1.5	4.0	<i>Other industry</i>
-1.3	-5.0	3.8	3.8	0.3	22.7	4.3	-10.2	-6.1	-5.8	-6.4	Sawmilling and planing of wood

Kod Kumpulan Group code	Keterangan Kumpulan/Tempoh	Okt.	Nov.	Dis.	Jan.	Feb.	Mac
101	Pemprosesan dan pengawetan daging	5.7	4.3	4.4	4.6	-1.0	-4.8
102	Pemprosesan dan pengawetan ikan, krustasea dan moluska	-3.7	-4.4	-1.9	-4.9	-4.4	-5.9
10201	Pengetinan ikan, krustasea dan moluska						
&							
10202	Pemprosesan dan pengawetan ikan, krustasea dan moluska	-5.1	-5.9	-3.8	-6.2	-5.8	-7.9
	Industri lain	2.2	2.1	6.7	0.4	1.5	2.9
103	Pemprosesan dan pengawetan buah-buahan dan sayur - sayuran	0.1	-0.4	-0.5	2.1	3.5	3.7
10303	Pengetinan nanas						
&							
10304	Pembuatan jem, marmalad dan sajian jeli	-45.6	-46.8	-49.4	-51.1	-45.6	-43.8
	Industri lain	5.5	5.0	5.9	8.4	9.5	8.8
104	Pembuatan minyak dan lemak daripada sayuran dan haiwan	3.6	4.1	5.7	6.4	6.5	4.5
10404	Pembuatan minyak sayuran mentah dan bertapis						
&							
10406	Pembuatan sebatian lemak masakan	4.1	3.5	3.0	3.0	3.5	3.1
10405	Pembuatan minyak kelapa	-21.3	-21.3	-24.3	-15.6	-14.0	-16.3
	Industri lain	4.7	5.3	7.2	7.7	7.7	5.6
105	Pembuatan produk tenusu	0.03	1.4	10.3	11.7	12.2	10.4
10502	Pembuatan susu pekat, tepung dan sejat	0.3	2.1	12.2	12.6	13.4	11.4
	Industri lain	-2.1	-3.6	-1.8	5.2	3.1	3.3
106	Pembuatan produk bijian, kanji dan produk berkanji	3.5	1.8	1.4	1.7	-0.2	0.6
10611	Pengilangan beras	9.2	6.3	4.2	3.7	1.9	2.1
10613	Pengilangan tepung	-2.8	-3.4	-1.7	-0.3	-2.6	-0.6
	Industri lain	6.1	5.1	4.4	0.4	1.4	-1.7
107	Pembuatan produk makanan lain	10.3	11.0	9.3	8.3	7.3	9.9
10711	Pembuatan biskut dan cookies	12.4	15.6	12.7	17.6	16.0	17.5
10712	Pembuatan roti, kek dan produk bakeri lain	1.0	2.8	-1.3	-1.6	-5.2	-4.8
10713	Pembuatan produk snek	12.6	6.4	12.9	13.4	7.8	8.2
10721	Pembuatan gula	1.8	8.7	10.5	4.4	19.2	25.3
10731	Pembuatan produk koko	21.3	20.8	23.0	35.0	20.3	28.6
10732	Pembuatan coklat dan produk coklat						
&							
10733	Pembuatan konfeksi gula	8.2	8.1	9.7	10.0	12.6	21.0
10793	Pembuatan sos dan bahan perasa	24.7	27.7	13.5	4.1	3.1	8.6
10799	Pembuatan produk makanan lain f.t.t.l.	24.4	24.0	21.7	22.6	23.5	25.1
	Industri lain	9.9	9.3	10.3	7.4	7.8	9.8
108/10800	Pembuatan makanan haiwan tersedia	5.7	5.5	2.4	2.1	1.7	1.5
110	Pembuatan minuman ringan	0.6	0.8	0.1	-0.04	2.0	1.2
11041	Pembuatan minuman ringan	2.2	2.5	2.7	2.5	4.7	7.6
11042	Pengeluaran air mineral semulajadi dan minuman lain yang dibotolkan	3.3	3.9	4.8	2.4	2.9	-2.6
	Industri lain	-19.1	-21.3	-28.8	-26.1	-21.9	-32.2
120/12000	Pembuatan produk tembakau	0.2	0.1	0.9	1.3	0.9	0.3
131	Pemintalan, penenunan dan penyiapan tekstil	-0.5	5.3	5.9	6.0	6.4	7.5
13110	Penyediaan dan pemintalan gentian tekstil						
&							
13120	Penenunan tekstil	-2.0	3.0	3.3	3.5	5.4	7.5
13132	Pewarnaan, pelunturan, percetakan dan penyiapan akhir benang dan fabrik	3.8	11.7	12.1	12.5	9.3	8.2
	Industri lain	-6.7	-6.2	-2.6	-0.1	-0.002	-0.7
139	Pembuatan tekstil lain	1.4	2.4	2.8	-1.2	-2.5	-5.9
13910	Pembuatan fabrik dikait dan dikrusye	1.2	3.5	4.8	-1.3	-1.0	-9.8
	Industri lain	1.5	1.8	1.8	-1.2	-3.3	-4.0
141	Pembuatan pakaian, kecuali pakaian berbulu	-10.6	1.8	2.4	3.3	4.2	4.1
14102	Pembuatan pakaian	-7.9	3.2	2.1	1.8	2.7	2.7
	Industri lain	-16.6	-1.3	3.2	6.5	7.2	7.0
142 & 143	Pembuatan artikel daripada kulit bulu dan pakaian yang dikait dan dikrusye	-23.7	-8.3	-8.0	-1.1	-6.9	-3.6
151 (15110 & 15120)	Penyamakan dan pembersihan kulit, pembuatan begasi, beg tangan, pelana dan abah-abah pembersihan dan pewarnaan bulu	3.0	3.0	-3.5	1.9	-1.3	-2.1
152	Pembuatan kasut	4.2	3.8	6.6	3.4	7.4	7.1
15201	Pembuatan kasut kulit						
&							
15203	Pembuatan kasut getah	4.6	4.6	9.1	3.7	9.0	8.3
	Industri lain	3.0	1.7	0.3	2.7	3.5	4.1
161/16100	Pengilangan dan pengetaman kayu	-6.0	-4.0	-4.9	-1.3	-1.8	-1.5

2022									Group Description/Period
Apr.	Mei	Jun	Jul.	Ogo.	Sep.	Okt.	Nov.	Dis.	
-4.1	-1.3	-1.1	0.01	1.4	1.6	3.3	3.5	17.7	Processing and preserving of meat
-4.5	-5.0	-3.3	-3.0	-0.1	-0.1	3.7	4.9	2.9	Processing and preserving of fish, crustaceans and molluscs Canning of fish, crustaceans and molluscs
-6.4	-7.7	-5.0	-4.7	-1.3	-2.4	2.8	5.5	4.7	Processing, curing and preserving of fish, crustacean and molluscs
3.5	7.1	4.5	4.2	4.5	9.6	7.3	2.3	-4.5	Other industry
3.7	6.3	6.1	7.3	14.6	13.9	15.6	16.3	14.9	Processing and preserving of fruits and vegetable Pineapple canning
-44.7	-41.5	-39.7	-36.8	24.4	21.3	21.3	27.3	24.7	Manufacture of jams, marmalades and table jellies
8.9	11.7	11.4	12.4	14.1	13.5	15.3	15.7	14.3	Other industry
2.9	4.9	8.0	5.4	12.4	4.8	6.2	6.8	10.9	Manufacture of vegetable and animal oils and fats Manufacture of crude and refined vegetable oil
3.6	7.1	11.1	14.5	8.4	7.3	5.5	7.9	7.7	Manufacture of compound cooking fats
-13.6	-12.6	11.3	11.1	12.3	5.3	5.2	4.7	6.4	Manufacture of coconut oil
3.6	5.5	7.6	4.5	12.8	4.6	6.3	6.8	11.3	Other industry
11.3	12.6	9.0	9.0	8.7	7.9	4.5	9.8	-0.3	Manufacture of dairy products Manufacture of condensed, powdered and evaporated milk
12.6	14.3	9.9	10.2	10.3	10.0	5.2	11.1	-0.3	Other industry
2.5	1.2	3.3	-0.2	-3.1	-6.8	-0.5	0.4	0.2	Other industry
3.9	0.3	1.5	1.8	5.6	-2.6	-2.1	0.2	1.2	Manufacture of grain mill products, starches and starch products
3.7	1.1	5.0	2.2	3.4	-3.4	-3.1	-1.1	0.7	Rice milling
4.9	0.3	-0.4	2.6	8.6	-2.6	-2.1	0.8	0.5	Flour milling
-0.6	-4.6	-8.7	-6.3	2.0	3.6	5.7	6.8	10.5	Other industry
7.1	8.4	13.1	11.4	11.4	8.7	8.4	9.2	13.7	Manufacture of other food products Manufacture of biscuits and cookies
20.6	22.9	26.4	19.3	19.5	15.5	10.9	9.8	11.6	Manufacture of bread, cakes and other bakery products
-3.3	-2.2	0.2	-1.0	-0.9	5.7	1.4	1.5	8.4	Manufacture of snack products
6.4	8.6	16.9	18.1	16.3	15.3	15.2	19.3	16.4	Manufacture of sugar
12.6	16.9	12.4	6.8	9.7	6.1	13.5	-7.2	-26.5	Manufacture of cocoa products
6.6	10.9	11.3	12.4	12.5	6.5	7.6	10.2	3.6	Manufacture of chocolate and chocolate products
10.7	11.7	17.9	19.0	19.5	11.3	12.1	12.4	28.5	Manufacture of sugar confectionery
2.6	4.3	15.1	12.7	4.5	-14.4	-8.3	-10.0	4.7	Manufacture of sauces and condiments
17.8	18.1	28.4	23.8	29.6	32.6	33.5	34.5	26.8	Manufacture of other food products n.e.c.
8.4	9.8	12.4	11.5	12.4	8.4	8.5	11.9	15.6	Other industry
1.1	1.7	2.1	-3.2	3.2	1.7	1.4	1.5	3.5	Manufacture of prepared animal feeds
2.5	5.6	8.9	8.8	7.0	4.8	5.1	4.7	7.5	Manufacture of beverages Manufacture of soft drinks
9.3	9.6	11.5	10.2	12.3	9.5	9.2	9.7	12.5	Production of natural mineral waters and other bottled waters
-3.8	-1.1	1.7	4.5	-2.0	-1.8	-1.2	-4.4	-3.2	Other industry
-29.3	-9.6	10.7	11.3	-9.2	-16.2	-13.0	-14.1	-7.8	Other industry
0.5	0.2	4.8	4.9	4.6	2.3	2.6	4.4	4.6	Manufacture of tobacco products
5.8	5.6	9.9	9.1	12.7	14.1	9.7	4.9	2.7	Spinning, weaving and finishing of textiles Preparation and spinning of textile fibres
4.4	1.7	6.1	4.7	14.6	16.1	11.3	7.0	6.0	Weaving of textiles
9.4	15.5	18.6	18.7	10.6	11.3	7.4	0.8	-3.4	Dyeing, bleaching, printing and finishing of yarns and fabrics
1.2	2.5	15.6	28.7	-8.3	-5.2	-1.6	0.4	-4.8	Other industry
-4.6	-4.7	-2.2	-0.8	-4.5	-3.2	-3.2	-0.5	-1.5	Manufacture of other textiles Manufacture of knitted and crocheted fabrics
-10.5	-15.5	-15.8	-15.1	-18.4	-17.0	-17.5	-12.1	-14.5	Other industry
-1.8	0.8	5.1	6.7	2.8	4.0	4.5	5.8	5.5	Other industry
2.9	2.4	13.2	6.5	6.2	9.5	9.2	5.8	5.9	Manufacture of wearing apparel, except fur Manufacture of clothings
1.1	-1.3	12.1	0.6	-0.2	3.8	4.1	4.2	7.3	Other industry
6.7	10.7	15.5	21.0	22.1	23.6	21.5	9.4	2.7	Other industry
-4.1	2.2	10.5	8.5	13.7	9.1	10.4	-4.2	-5.4	Manufacture of articles of fur, knitted and crocheted apparel Tanning and dressing of leather; manufacture of luggage, handbags, saddlery and harness; dressing and dyeing of fur
-2.7	-2.2	2.5	6.8	6.4	3.9	0.8	0.6	4.6	
6.9	8.8	13.6	14.6	10.0	11.1	4.3	3.0	3.4	Manufacture of footwear Manufacture of leather footwear
8.2	11.9	16.4	18.9	11.5	14.5	4.5	2.6	4.4	Manufacture of rubber footwear
3.9	1.4	6.9	4.8	6.5	3.0	3.9	4.0	0.6	Other industry
-2.3	-1.7	2.6	-5.4	-5.7	-9.6	-9.9	-10.3	-11.1	Sawmilling and planing of wood

Kod Kumpulan Group code	Keterangan Kumpulan/Tempoh	2020	2021	2022	2021				2022			
					Q1	Q2	Q3	Q4	Q1	Q2	Q3	Q4
					162	Pembuatan produk daripada kayu, gabus, jerami dan bahan jalinan lain	-4.8	2.4	7.9	-8.2	2.2	3.5
16211	Pembuatan kepingan venier dan papan lapis	-8.8	-3.2	7.9	-18.0	-8.3	0.3	16.4	12.1	11.8	7.3	1.8
16212	Pembuatan papan partikel dan papan gentian	-12.5	5.7	19.0	-11.4	5.8	9.2	22.2	28.5	25.0	19.1	5.9
16221	Pertukangan kayu untuk jurubina	11.7	15.9	5.3	23.7	24.4	8.2	9.1	3.5	4.0	4.8	8.7
	Industri lain	-1.3	1.7	2.5	-6.2	7.8	3.2	3.4	0.8	5.6	1.8	1.8
170	Pembuatan kertas dan produk kertas	-5.8	0.7	4.1	-4.7	7.6	0.7	4.3	3.7	2.9	5.1	4.6
17010	Pembuatan pulpa, kertas dan kertas tebal	-2.3	-1.9	12.1	-14.9	-5.1	-0.4	15.1	16.4	17.1	14.2	2.1
17020	Pembuatan kertas gelugur dan kertas tebal dan bekas daripada kertas dan kertas tebal	-10.5	0.9	3.9	-5.2	7.7	-0.5	2.8	-0.1	-0.1	7.7	8.2
17091	Pembuatan sampul surat dan kad surat	-6.4	1.5	-8.9	-8.7	-0.03	9.2	6.9	-6.2	-11.4	-10.2	-7.7
17092	Pembuatan kertas kegunaan rumah dan pembersih peribadi	-1.0	2.3	8.3	-0.2	6.7	0.8	1.9	13.0	6.0	6.3	7.9
17093	Pembuatan kertas bergam atau pelekat yang berjalur atau bergulung dan label dan kertas dinding	-7.5	-12.8	-12.4	-12.1	-18.7	-11.4	-9.1	-11.7	-9.2	-15.6	-12.9
	Industri lain	6.7	27.3	14.3	21.7	37.5	28.2	23.1	14.1	11.5	15.1	16.6
181 & 182	Percetakan, aktiviti perkhidmatan berkaitan percetakan dan penerbitan semula media rakaman	-2.8	-0.8	4.2	-4.1	2.3	-2.8	1.8	1.3	1.9	6.9	6.8
18110	Percetakan	-1.8	-0.5	4.7	-4.2	2.8	-2.3	2.1	1.7	2.5	7.4	7.5
18120	Aktiviti perkhidmatan berkaitan percetakan &	-7.4	-2.4	1.2	-3.6	-0.7	-5.1	-0.1	-0.6	-1.5	4.1	3.2
18200	Penerbitan semula media rakaman											
192 (19201 & 19202)	Pembuatan produk petroleum bertapis	-4.4	1.9	1.6	-3.1	6.4	5.2	0.6	1.9	1.9	2.1	0.7
201	Pembuatan kimia asas, baja dan sebatian nitrogen, plastik dan getah sintetik dalam bentuk primer	-16.9	-2.2	4.7	-21.5	4.8	9.0	5.5	4.7	5.4	2.6	6.1
20111	Pembuatan gas perindustrian atau perubatan bukan organik dalam bentuk cecair atau mampat	-41.2	-9.0	31.2	-47.6	19.0	16.7	22.1	32.9	31.4	34.3	26.3
20112	Pembuatan kimia organik asas &	-3.4	3.1	7.0	-7.1	-1.4	14.2	8.2	7.8	7.7	4.0	8.6
20113	Pembuatan sebatian bukan organik											
20121	Pembuatan baja &	-39.0	-17.1	-9.5	-44.8	12.8	-2.3	-5.3	-10.5	-12.1	-13.3	-1.2
20129	Pembuatan produk campuran nitrogen											
20131	Pembuatan plastik dalam bentuk primer	-13.7	-3.4	-2.3	-21.2	9.5	2.7	1.6	-2.3	0.7	-4.4	-3.3
	Industri lain	-8.7	7.7	15.0	1.5	14.5	12.4	3.6	9.9	12.0	19.1	19.1
202 & 203	Pembuatan produk kimia lain dan serat buatan manusia	4.9	3.1	0.4	11.5	6.6	-4.4	-0.8	-1.9	-1.0	4.5	0.5
20210	Pembuatan racun perosak dan produk agrokimia lain	2.3	31.5	7.7	49.3	34.2	23.8	20.7	6.3	9.2	2.8	12.8
20221	Pembuatan cat, varnis dan penyadur dan mastik	-2.2	2.9	6.2	6.7	2.2	-0.5	3.0	8.1	4.3	4.6	7.6
20222	Pembuatan dakwat cetak	20.3	-6.4	-15.5	21.7	-11.5	-15.2	-16.1	-20.7	-15.9	-11.8	-12.3
20231	Pembuatan sabun dan bahan pencuci, penyediaan membersihkan dan mengilat &	1.8	-3.3	-6.4	1.7	9.8	-10.0	-12.7	-9.9	-10.6	-3.0	-1.4
20232	Pembuatan pewangi dan penyediaan dandanan diri											
20291	Pembuatan plat fotografi, filem, sensitized paper dan other sensitized unexposed materials &	7.7	8.0	8.5	15.6	6.3	-2.5	13.3	8.1	9.1	18.3	0.2
20292	Pembuatan dakwat menulis dan melukis &											
20299	Pembuatan produk kimia lain t.t.t.l. Industri lain	0.4	-0.8	6.2	-1.3	-2.1	0.5	-0.4	3.2	7.2	10.4	4.2
210	Pembuatan produk farmaseutikal, kimia perubatan dan botani	9.5	13.7	10.0	14.6	14.8	13.9	11.9	8.8	8.6	10.3	11.8
21001	Pembuatan bahan aktif ubat-ubatan untuk digunakan oleh bidang farmakologi dalam pembuatan ubat-ubatan	9.8	12.1	9.6	13.1	13.5	10.3	11.5	7.5	7.7	11.0	11.9
	Industri lain	8.1	20.9	11.3	21.1	20.6	29.0	13.5	14.3	12.4	8.0	11.4
221	Pembuatan produk getah	7.7	8.9	0.0	7.3	11.5	14.3	2.3	2.1	0.2	-2.1	0.0
22111	Pembuatan tayar getah untuk kenderaan	-7.3	-2.2	8.0	-14.2	5.0	0.4	0.7	1.7	3.4	12.3	14.1
22112	Pembuatan bunga tayar yang boleh ditukar ganti dan tayar celup	6.9	14.7	16.1	19.1	21.0	8.1	11.6	8.0	14.7	22.3	19.3
22191	Pembuatan produk lain daripada getah asli atau sintetik, tidak divulkan, divulkan atau dikeraskan &	2.2	15.2	8.0	25.6	22.2	11.6	3.8	3.3	6.3	10.8	11.6
22193	Pengilangan semula getah dan prosesan susu getah											
22192	Pembuatan sarung tangan getah	15.8	15.6	-3.5	7.1	15.7	30.3	8.0	8.9	-2.1	-10.7	-6.4
22199	Pembuatan tandas daripada getah lain yang t.t.t.l.	1.9	-7.8	-2.7	4.5	-5.5	-16.8	-13.3	-13.9	-1.5	7.0	-0.1
222	Pembuatan produk plastik	8.5	6.5	4.8	15.9	11.5	-0.5	0.7	-0.3	2.2	9.1	8.6
22201	Pembuatan produk plastik separa siap &	11.1	1.3	3.3	8.7	4.8	-3.8	-3.6	-3.1	-0.3	6.5	10.4
22202	Pembuatan produk plastik siap											
22203	Pembuatan artikel plastik untuk pembungkusan	10.3	13.0	16.0	18.6	19.5	5.2	9.7	7.8	10.7	19.4	26.2
22204	Pembuatan barangan plastik jurubina	3.7	2.6	5.4	9.5	13.2	-8.4	-3.3	-3.6	-0.3	15.2	12.4
22205	Pembuatan pinggan mangkuk, peralatan dapur dan barangan tandas daripada plastik	24.5	13.1	4.9	34.0	14.6	1.6	7.2	4.6	5.4	8.5	1.3
22209	Pembuatan pelbagai produk plastik t.t.t.l.	2.5	7.2	-0.5	18.9	13.4	-0.6	-1.0	-2.9	-1.2	5.2	-2.8
231 (23101 & 23102 & 23109)	Pembuatan kaca dan produk kaca	-5.1	12.3	19.1	-2.9	10.9	14.4	28.8	20.5	15.8	23.3	17.0

2021		2022		2021							Group Description/Period
(Jan. - Dis.)	(Jan. - Dis.)	Jan.	Feb.	Mar.	Apr.	Mei	Jun	Jul.	Ogo.	Sep.	
2.4	7.9	-8.0	-10.6	-6.0	5.7	3.2	-2.2	-1.1	3.0	8.6	Manufacture of products of wood, cork, straw and plaiting materials
-3.2	7.9	-18.6	-20.0	-15.2	-7.0	-5.7	-12.1	-7.9	-1.0	10.2	Manufacture of veneer sheets and plywood
5.7	19.0	-10.3	-13.8	-10.2	-0.3	6.8	11.3	6.6	9.5	11.5	Manufacture of particle board and fibreboard
15.9	5.3	22.9	23.3	24.9	35.6	23.9	14.5	9.2	7.8	7.5	Manufacture of builders' carpentry
1.7	2.5	-2.9	-11.3	-4.3	19.3	4.8	0.5	2.1	4.6	2.8	Other industry
0.7	4.1	-5.0	-4.8	-4.3	5.5	3.1	0.8	-0.8	0.5	2.3	Manufacture of paper and paper products
-1.9	12.1	-18.5	-14.5	-11.6	-4.2	-6.2	-5.0	-2.1	-1.9	2.9	Manufacture of pulp, paper and paperboard
0.9	3.9	-6.3	-7.1	-2.1	8.7	7.0	6.0	-4.3	1.2	1.6	Manufacture of corrugated paper and paperboard and of containers of paper and paperboard
1.5	-8.9	-9.6	-6.3	-10.1	-8.9	4.9	4.9	9.5	8.5	9.5	Manufacture of envelopes and letter-card
2.3	8.3	0.4	0.1	-1.0	19.3	2.0	-0.6	2.6	-1.6	1.4	Manufacture of household and personal hygiene paper
-12.8	-12.4	-6.0	-9.7	-19.5	-18.6	-16.7	-20.8	-11.3	-13.6	-9.3	Manufacture of gummed or adhesive paper in strips or rolls and labels and wall paper
27.3	14.3	17.2	21.2	26.8	38.4	42.5	31.8	27.8	30.4	26.6	Other industry
-0.8	4.2	-5.5	-3.6	-3.2	4.0	3.2	-0.4	-2.9	-2.5	-2.9	Printing, service activities related to printing and reproduction of recorded media
-0.5	4.7	-4.6	-4.0	-4.0	4.2	4.4	0.01	-2.4	-2.1	-2.5	Printing
-2.4	1.2	-10.0	-1.5	1.4	3.1	-2.5	-2.9	-5.7	-4.6	-5.1	Service activities related to printing
											Reproduction of recorded media
1.9	1.6	-4.9	-2.4	-2.1	3.9	5.8	9.5	5.3	5.4	4.9	Manufacture of refined petroleum products
-2.2	4.7	-22.7	-22.0	-19.7	6.6	0.8	7.0	9.4	10.4	7.3	Manufacture of basic chemicals, fertilizer and nitrogen compounds, plastics and synthetic rubber in primary forms
-9.0	31.2	-46.8	-48.1	-47.9	19.5	17.5	19.9	15.9	19.0	15.1	Manufacture of liquefied or compressed inorganic industrial or medical gases
3.1	7.0	-9.0	-7.0	-5.1	0.5	-8.7	3.7	16.1	16.0	10.7	Manufacture of basic organic chemicals
											Manufacture of inorganic compounds
-17.1	-9.5	-45.8	-45.7	-43.1	19.7	18.1	3.1	-2.7	-1.1	-3.1	Manufacture of fertilizers
											Manufacture of associated nitrogen products
-3.4	-2.3	-22.3	-22.9	-18.3	9.7	7.5	11.4	1.6	3.8	2.6	Manufacture of plastics in primary forms
7.7	15.0	-5.9	2.9	8.2	12.5	14.3	16.7	11.8	13.0	12.2	Other industry
3.1	0.4	9.8	12.4	12.3	9.3	10.2	0.7	-3.3	-5.5	-4.5	Manufacture of other chemical products and man-made fibres
31.5	7.7	56.7	46.9	44.7	25.6	42.4	35.6	26.0	19.4	26.1	Manufacture of pesticides and other agrochemical products
2.9	6.2	20.7	-1.9	1.3	3.7	3.1	-0.3	2.3	-2.9	-0.8	Manufacture of paints, varnishes and similar coatings ink and
-6.4	-15.5	26.0	21.2	18.5	-12.1	-8.3	-14.1	-13.9	-15.5	-16.1	Manufacture of printing ink
											Manufacture of soap and detergents, cleaning and polishing preparations
-3.3	-6.4	-7.6	3.4	10.1	15.0	16.4	-0.5	-7.8	-11.3	-10.7	Manufacture of perfumes and toilet preparations
											Manufacture of photographic plates, films, sensitized paper and other sensitized unexposed materials
8.0	8.5	14.7	22.2	10.4	12.0	6.8	0.6	-3.6	-2.5	-1.5	Manufacture of writing and drawing ink
											Manufacture of other chemical products n.e.c.
-0.8	6.2	-6.3	2.4	0.6	-2.3	2.6	-6.3	-2.9	1.0	3.6	Other industry
13.7	10.0	13.9	14.6	15.3	15.7	15.3	13.3	13.4	14.6	13.6	Manufacture of pharmaceuticals, medicinal chemical and botanical products
12.1	9.6	12.6	12.6	14.0	13.9	13.1	13.3	8.9	11.5	10.6	Manufacture of medicinal active substances to be used for their pharmacological properties in the manufacture of medicaments
20.9	11.3	19.2	23.3	20.7	23.5	25.2	13.3	32.7	27.8	26.4	Other industry
8.9	0.0	9.4	6.8	5.6	4.6	7.6	21.5	18.1	15.7	9.1	Manufacture of rubber products
-2.2	8.0	-14.3	-23.1	-4.9	-5.3	12.7	7.7	3.7	-2.8	0.3	Manufacture of rubber tyres for vehicles
14.7	16.1	16.1	9.4	31.5	28.4	23.4	11.4	6.1	9.7	8.5	Manufacture of interchangeable tyre treads and retreading rubber tyres
											Manufacture of other products of natural or synthetic rubber, unvulcanized, vulcanized or hardened
15.2	8.0	13.8	28.0	36.4	19.6	31.3	16.7	16.6	13.4	5.6	Rubber remilling and latex processing
15.6	-3.5	15.3	7.4	-0.9	-2.5	7.9	38.9	35.4	33.1	22.3	Manufacture of rubber gloves
-7.8	-2.7	5.1	5.9	2.5	13.5	-13.6	-14.7	-16.5	-17.3	-16.6	Manufacture of other rubber products n.e.c.
6.5	4.8	14.5	14.5	18.6	19.5	13.2	2.6	0.3	-0.9	-1.0	Manufacture of plastics products
											Manufacture of semi-manufactures of plastic products
1.3	3.3	13.2	7.5	5.8	8.0	9.8	-3.1	-2.8	-3.7	-4.9	Manufacture of finished plastic products
13.0	16.0	9.5	9.9	37.7	37.1	15.2	9.1	5.5	6.1	4.1	Manufacture of plastic articles for the packing of goods
2.6	5.4	5.5	4.8	18.6	25.1	15.5	0.4	-8.6	-9.7	-6.8	Manufacture of builders' plastics ware
13.1	4.9	35.0	36.0	31.2	24.9	18.0	2.8	-3.7	4.1	4.4	Manufacture of plastic tableware, kitchenware and toilet articles
7.2	-0.5	15.5	21.2	20.1	21.7	14.4	4.9	1.6	-2.8	-0.6	Manufacture of diverse plastic products n.e.c.
12.3	19.1	-8.0	-5.7	6.0	12.9	9.5	10.3	8.6	8.1	27.1	Manufacture of glass and glass products

Kod Kumpulan Group code	Keterangan Kumpulan/Tempoh						
		Okt.	Nov.	Dis.	Jan.	Feb.	Mac
162	Pembuatan produk daripada kayu, gabus, jerami dan bahan jalinan lain	11.9	14.5	13.7	10.3	11.0	9.5
16211	Pembuatan kepingan venier dan papan lapis	14.5	16.1	18.5	12.8	12.5	10.9
16212	Pembuatan papan partikel dan papan gentian	17.8	26.3	22.3	26.7	29.7	29.0
16221	Pertukangan kayu untuk jurubina	7.4	11.0	9.1	4.8	3.7	2.1
	Industri lain	5.2	5.5	-0.4	-1.0	2.4	1.3
170	Pembuatan kertas dan produk kertas	3.2	5.5	4.2	4.0	5.9	1.3
17010	Pembuatan pulpa, kertas dan kertas tebal	12.3	17.5	15.5	17.6	17.3	14.3
17020	Pembuatan kertas gelugur dan kertas tebal dan bekas daripada kertas dan kertas tebal	1.9	4.0	2.6	4.9	0.6	-5.7
17091	Pembuatan sampul surat dan kad surat	8.1	6.9	5.7	2.4	-9.9	-10.5
17092	Pembuatan kertas kegunaan rumah dan pembersih peribadi	0.6	2.7	2.5	-4.1	25.4	17.8
17093	Pembuatan kertas bergam atau pelekat yang berjalur atau bergulung dan label dan kertas dinding	-9.5	-8.7	-9.1	-12.6	-10.3	-12.2
	Industri lain	23.2	25.9	20.6	23.6	9.5	9.7
181 & 182	Percetakan, aktiviti perkhidmatan berkaitan percetakan dan penerbitan semula media rakaman	0.4	2.2	2.6	1.6	1.3	1.0
18110	Percetakan	0.5	2.5	3.2	1.5	1.8	1.9
18120	Aktiviti perkhidmatan berkaitan percetakan &	-0.3	0.7	-0.6	2.4	-1.0	-3.3
18200	Penerbitan semula media rakaman						
192 (19201 & 19202)	Pembuatan produk petroleum bertapis	1.0	0.6	0.4	0.2	2.5	2.7
201	Pembuatan kimia asas, baja dan sebatian nitrogen, plastik dan getah sintetik dalam bentuk primer	8.0	4.4	4.4	4.2	4.4	5.6
20111	Pembuatan gas perindustrian atau perubatan bukan organik dalam bentuk cecair atau mampat	14.1	24.8	27.8	30.1	35.5	33.2
20112	Pembuatan kimia organik asas &	13.0	6.3	5.7	8.1	6.9	8.5
20113	Pembuatan sebatian bukan organik						
20121	Pembuatan baja &	-3.4	-7.1	-5.4	-14.5	-8.4	-9.0
20129	Pembuatan produk campuran nitrogen						
20131	Pembuatan plastik dalam bentuk primer	2.1	1.2	1.4	-3.0	-3.9	-0.3
	Industri lain	11.0	0.6	-0.2	10.2	9.8	9.7
202 & 203	Pembuatan produk kimia lain dan serat buatan manusia	-0.9	-0.7	-0.9	-0.8	-2.1	-2.9
20210	Pembuatan racun perosak dan produk agrokimia lain	30.9	19.2	13.2	2.8	2.5	13.2
20221	Pembuatan cat, varnis dan penyadur dan mastik	0.4	5.5	3.2	2.8	12.2	10.4
20222	Pembuatan dakwat cetak	-16.8	-13.6	-17.8	-17.6	-18.2	-25.8
20231	Pembuatan sabun dan bahan pencuci, penyediaan membersihkan dan mengilat &	-11.1	-14.7	-12.2	-10.5	-9.0	-10.1
20232	Pembuatan pewangi dan penyediaan dandanan diri						
20291	Pembuatan plat fotografi, filem, sensitized paper dan other sensitized unexposed materials &						
20292	Pembuatan dakwat menulis dan melukis &	9.9	14.4	15.3	14.6	5.2	4.9
20299	Pembuatan produk kimia lain t.t.t.l. Industri lain	4.0	-1.0	-3.7	2.3	3.6	3.8
210	Pembuatan produk farmaseutikal, kimia perubatan dan botani	15.1	9.9	10.8	10.5	7.8	8.2
21001	Pembuatan bahan aktif ubat-ubatan untuk digunakan oleh bidang farmakologi dalam pembuatan ubat-ubatan	12.7	9.3	12.4	9.6	5.8	7.2
	Industri lain	26.3	12.3	4.1	14.4	16.0	12.4
221	Pembuatan produk getah	6.4	1.2	-0.6	0.6	3.5	2.2
22111	Pembuatan tayar getah untuk kenderaan	-1.4	-3.2	7.1	2.1	1.8	1.1
22112	Pembuatan bunga tayar yang boleh ditukar ganti dan tayar celup	15.1	11.3	8.4	8.5	8.1	7.5
22191	Pembuatan produk lain daripada getah asli atau sintetik, tidak divulkan, divulkan atau dikeraskan &	5.2	0.2	6.0	3.1	3.4	3.5
22193	Pengilangan semula getah dan prosesan susu getah						
22192	Pembuatan sarung tangan getah	15.5	7.5	1.2	6.6	10.8	9.5
22199	Pembuatan produk getah lain yang t.t.t.l.	-13.5	-12.9	-13.4	-15.6	-11.6	-14.5
222	Pembuatan produk plastik	0.1	0.9	1.2	0.3	-1.2	0.1
22201	Pembuatan produk plastik separa siap &	-5.6	-2.5	-2.5	-2.0	-5.2	-2.2
22202	Pembuatan produk plastik siap						
22203	Pembuatan artikel plastik untuk pembungkusan	9.5	8.4	11.1	7.6	6.9	8.6
22204	Pembuatan barangan plastik jurubina	-6.0	-4.6	0.7	-2.6	-4.3	-3.9
22205	Pembuatan pinggan mangkuk, peralatan dapur dan barangan tandas daripada plastik	10.6	5.0	6.2	4.3	4.9	4.6
22209	Pembuatan pelbagai produk plastik t.t.t.l.	-1.0	-0.5	-1.5	-2.3	-2.7	-3.8
231 (23101 & 23102 & 23109)	Pembuatan kaca dan produk kaca	31.2	26.2	29.0	25.5	18.3	17.8

2022									Group Description/Period
Apr.	Mei	Jun	Jul.	Ogo.	Sep.	Okt.	Nov.	Dis.	
9.7	10.6	11.9	10.3	9.0	3.1	3.4	3.3	4.5	Manufacture of products of wood, cork, straw and plaiting materials
11.2	11.8	12.3	10.5	10.9	1.2	0.9	3.4	1.2	Manufacture of veneer sheets and plywood
32.6	20.6	22.4	24.6	21.7	11.5	9.6	2.3	6.0	Manufacture of particle board and fibreboard
0.3	4.6	7.5	6.3	4.3	3.9	6.8	5.2	14.0	Manufacture of builders' carpentry
1.8	6.9	8.1	4.0	-0.3	1.6	2.1	1.4	2.1	Other industry
1.2	3.0	4.4	6.1	5.8	3.5	3.3	2.7	7.7	Manufacture of paper and paper products
15.2	15.8	20.3	16.0	17.2	9.6	6.2	0.2	0.1	Manufacture of pulp, paper and paperboard
-0.6	-0.1	0.3	9.0	7.5	6.8	6.1	8.0	10.5	Manufacture of corrugated paper and paperboard and of containers of paper and paperboard
-11.6	-11.4	-11.3	-11.1	-11.0	-8.4	-7.5	-9.6	-6.0	Manufacture of envelopes and letter-card
3.5	9.4	5.4	7.0	7.2	4.6	4.3	1.6	17.9	Manufacture of household and personal hygiene paper
-13.0	-9.6	-4.6	-15.9	-14.3	-16.5	-13.2	-12.3	-13.2	Manufacture of gummed or adhesive paper in strips or rolls and labels and wall paper
10.6	9.7	14.5	17.0	14.6	13.8	13.8	12.1	23.2	Other industry
0.5	0.6	4.7	6.0	5.8	9.1	9.3	8.6	3.0	Printing, service activities related to printing and reproduction of recorded media
1.5	1.1	5.1	6.2	6.1	10.2	10.5	8.9	3.6	Printing
-4.7	-1.8	2.5	4.7	4.0	3.5	3.0	7.0	-0.2	Service activities related to printing
									Reproduction of recorded media
2.5	3.1	0.2	2.5	3.9	0.2	0.3	0.4	1.2	Manufacture of refined petroleum products
6.1	8.6	2.0	3.7	2.3	1.7	5.6	7.2	5.4	Manufacture of basic chemicals, fertilizer and nitrogen compounds, plastics and synthetic rubber in primary forms
32.3	31.0	30.8	32.3	35.8	34.6	35.6	22.0	21.9	Manufacture of liquefied or compressed inorganic industrial or medical gases
									Manufacture of basic organic chemicals
7.2	14.2	2.8	4.9	5.4	1.9	8.5	9.2	8.2	Manufacture of inorganic compounds
-10.9	-9.3	-16.0	-12.8	-18.5	-8.1	-5.7	1.3	0.7	Manufacture of fertilizers
									Manufacture of associated nitrogen products
3.2	0.2	-1.2	-1.8	-5.6	-5.8	-5.1	-0.1	-4.5	Manufacture of plastics in primary forms
10.8	11.4	14.0	24.0	16.7	16.8	17.1	20.0	20.4	Other industry
-0.7	-2.1	-0.2	5.9	6.3	1.3	-0.04	-1.2	2.6	Manufacture of other chemical products and man-made fibres
19.4	4.8	3.4	2.3	-0.3	6.3	13.1	9.1	16.5	Manufacture of pesticides and other agrochemical products
6.8	0.1	6.0	3.3	7.6	3.2	5.3	4.7	12.3	Manufacture of paints, varnishes and similar coatings ink and
-19.9	-13.5	-13.8	-12.8	-10.8	-11.7	-10.2	-13.6	-13.0	Manufacture of printing ink
									Manufacture of soap and detergents, cleaning and polishing preparations
-8.9	-13.4	-9.6	-3.6	1.8	-6.8	-4.1	-2.7	2.0	Manufacture of perfumes and toilet preparations
									Manufacture of photographic plates, films, sensitized paper and other sensitized unexposed materials
5.7	11.2	10.4	24.9	18.3	11.9	1.1	-1.3	0.9	Manufacture of writing and drawing ink
									Manufacture of other chemical products n.e.c.
7.6	5.8	8.2	11.9	9.4	9.8	8.0	2.2	2.5	Other industry
8.3	8.5	9.1	9.9	10.0	11.0	11.7	12.3	11.6	Manufacture of pharmaceuticals, medicinal chemical and botanical products
7.5	8.3	7.4	11.3	10.1	11.5	12.3	11.2	12.2	Manufacture of medicinal active substances to be used for their pharmacological properties in the manufacture of medicaments
11.5	9.5	16.3	5.1	9.7	9.1	9.2	16.6	8.7	Other industry
3.9	2.5	-4.5	-2.8	-2.3	-1.1	-1.5	4.8	-3.0	Manufacture of rubber products
0.3	3.2	6.5	6.6	16.5	14.1	12.8	17.8	11.6	Manufacture of rubber tyres for vehicles
8.4	11.6	25.2	24.8	24.1	18.3	18.1	19.8	20.1	Manufacture of interchangeable tyre treads and retreading rubber tyres
									Manufacture of other products of natural or synthetic rubber, unvulcanized, vulcanized or hardened
5.9	4.0	8.9	9.3	11.4	11.6	10.8	15.6	8.8	Rubber remilling and latex processing
10.3	1.5	-12.2	-10.2	-12.3	-9.6	-9.7	0.1	-9.2	Manufacture of rubber gloves
-10.6	2.4	5.8	5.8	10.0	5.3	4.6	1.0	-5.4	Manufacture of other rubber products n.e.c.
0.5	1.0	5.2	9.3	9.2	8.7	7.7	6.7	11.3	Manufacture of plastics products
									Manufacture of semi-manufactures of plastic products
-2.1	-0.6	1.9	7.9	6.4	5.3	6.6	5.8	19.1	Manufacture of finished plastic products
9.1	10.4	12.6	19.3	19.8	19.2	25.6	25.8	27.1	Manufacture of plastic articles for the packing of goods
-2.6	-1.2	3.4	14.1	17.6	13.9	14.2	9.6	13.4	Manufacture of builders' plastics ware
5.3	2.6	8.5	13.2	6.6	6.0	2.6	2.0	-0.6	Manufacture of plastic tableware, kitchenware and toilet articles
-3.1	-3.5	3.1	3.6	5.6	6.3	-1.3	-3.4	-3.6	Manufacture of diverse plastic products n.e.c.
14.6	17.2	15.5	21.4	28.7	20.4	15.9	18.6	16.5	Manufacture of glass and glass products

Kod Kumpulan Group code	Keterangan Kumpulan/Tempoh	2020	2021	2022	2021				2022			
					Q1	Q2	Q3	Q4	Q1	Q2	Q3	Q4
239	Pembuatan pengeluaran galian bukan logam f.t.t.l.	-1.0	-0.3	3.5	-3.6	4.0	-1.3	-0.2	0.9	3.1	6.2	3.8
23911	Pembuatan mortar refraktori dan konkrit &	-5.0	-11.4	-14.7	-16.4	-4.4	-8.3	-15.6	-21.8	-16.9	-14.3	-4.7
23921	Pembuatan seramik bukan refraktori											
23930	Pembuatan produk porselin dan seramik lain	-1.8	-0.6	7.4	6.5	3.6	-6.3	-5.4	5.0	11.4	10.9	2.6
23941	Pembuatan simen hidrolik	1.6	-5.2	-3.3	-11.4	-4.7	-1.7	-2.1	-3.7	-8.8	-0.1	-0.1
23951	Pembuatan konkrit dan mortar siap bancuh dan banchuan kering	-4.1	3.2	7.5	-3.3	8.7	1.5	6.6	6.6	8.1	10.9	4.7
23952	Pembuatan konkrit pratuangan, simen atau artikel batu buatan yang digunakan dalam pembinaan;											
23953	Pembuatan komponen struktur pasang siap untuk bangunan atau kejuruteraan awam dari simen, batu atau konkrit buatan	3.0	2.2	2.1	5.3	6.2	-0.1	-2.0	-0.8	2.0	4.8	2.5
23959	Pembuatan artikel konkrit, simen dan plaster lain f.t.t.l.											
23990	Pembuatan produk mineral bukan logam lain f.t.t.l. Industri lain	-5.7	-4.7	11.4	-14.7	-8.4	-1.5	7.5	10.0	14.9	13.9	7.4
		2.7	8.1	12.0	3.1	26.1	0.6	4.6	9.8	9.5	16.0	12.9
241 (24101 & 24102 & 24103 & 24104 & 24109)	Pembuatan besi dan keluli asas	-7.5	-0.5	7.2	-3.2	-0.5	-3.5	5.3	7.0	11.5	8.2	2.5
242 (24201 & 24202 & 24209)	Pembuatan logam asas berharga dan logam bukan ferus lain	-6.7	4.5	-1.9	-5.7	9.8	6.4	8.8	2.6	-4.9	-1.8	-3.4
243	Pengacuan logam	-10.4	2.2	0.4	-0.4	11.5	-2.8	2.0	-0.2	-0.2	2.3	-0.5
251 & 252	Pembuatan produk struktur logam, tangki, takungan, penjana wap, senjata dan peluru	-1.2	-1.6	0.7	1.7	1.5	-6.7	-2.8	-2.8	1.7	2.1	1.9
25113	Pembuatan pintu, tingkap dan bingkai, penutup tingkap dan pintu pagar daripada logam	-1.5	-10.6	-4.4	-3.7	-3.9	-18.7	-15.0	-10.7	-5.0	-2.0	0.8
25119	Pembuatan produk struktur logam lain											
25120	Pembuatan tangki, takungan dan kontena daripada logam Industri lain	2.9	17.5	9.3	16.5	14.3	18.4	20.4	14.6	15.1	7.3	1.7
		-8.3	-2.8	-1.0	-3.8	-2.8	-5.7	1.2	-10.1	-4.3	4.8	7.5
259	Pembuatan lain-lain produk yang direka daripada logam; aktiviti perkhidmatan kerja logam	4.6	4.9	3.7	6.8	5.6	1.1	6.2	4.5	5.7	4.8	0.0
25910	Tempaan, tekanan, hentakan dan bentuk gelekkan logam; serbuk metalurgi	8.2	7.4	-1.8	14.4	9.0	2.0	4.7	-0.02	-0.4	-2.6	-4.3
25920	Rawatan dan penyalutan logam; menggunakan mesin	20.3	13.0	1.3	26.3	24.0	2.5	2.6	0.8	2.6	3.8	-1.6
25991	Pembuatan tin untuk produk makanan dan minuman, tiub dan kotak boleh dilipat	9.1	2.4	13.4	5.2	-3.8	-0.4	7.9	5.9	14.7	18.9	14.5
25992	Pembuatan kabel, plaited bands (jalur/pita berpintal) dan artikel seumpamanya daripada logam											
25993	Pembuatan bolt, skru, nat dan produk uliran seumpamanya	-7.4	10.2	14.2	1.1	3.8	9.6	26.1	21.6	22.3	14.6	1.3
25994	Pembuatan barangan rumah daripada logam	-11.5	-8.1	-7.2	-10.6	0.7	-10.8	-11.5	-18.0	-10.7	2.8	-0.4
25999	Pembuatan produk lain yang direka daripada logam f.t.t.l. Industri lain	7.5	2.5	5.0	3.4	6.1	-0.02	0.8	2.8	5.6	7.1	4.6
		3.6	-13.3	-29.1	-4.1	-11.2	-17.8	-19.3	-19.6	-29.6	-35.4	-32.8
261	Pembuatan komponen dan papan elektronik	-1.0	5.8	3.5	-0.2	11.7	5.0	7.7	4.6	2.7	4.3	2.3
26101	Pembuatan diod, transistor dan alatan semikonduktor yang seumpamanya											
26102	Pembuatan litar elektronik bersepadu dengan pemasangan mikro	-4.2	6.5	1.8	-8.2	14.6	12.3	10.8	4.5	1.5	1.4	-0.1
26103	Pembuatan kapasitor dan perintang elektrik											
26104	Pembuatan papan litar bercetak	5.1	7.0	7.2	19.5	9.2	-5.1	5.4	5.9	5.3	10.7	7.2
26105	Pembuatan komponen paparan											
26109	Pembuatan komponen lain untuk aplikasi elektronik	8.5	-10.7	2.4	5.6	-10.1	-19.7	-17.0	-3.0	4.1	5.5	3.6
262 (26201 & 26202)	Pembuatan komputer dan kelengkapan peranti	5.9	9.8	5.7	5.1	8.5	13.8	12.1	3.0	10.1	5.5	4.6
263/ 26300	Pembuatan peralatan komunikasi	-13.8	-5.8	18.5	-29.5	-1.8	-1.1	17.9	27.4	14.5	17.3	16.0
264/ 26400	Pembuatan peralatan elektronik pengguna	3.3	-4.3	17.7	-4.8	-5.6	-7.9	1.0	17.2	20.3	24.7	9.5
265	Pembuatan kelengkapan mengukur, menguji, memandu arah dan kawalan; jam tangan dan jam	-1.1	5.7	44.8	-3.5	2.5	9.6	14.5	27.4	45.4	53.7	51.6
26511	Pembuatan kelengkapan mengukur, menguji, memandu arah dan kawalan	0.03	6.8	48.2	-2.4	3.4	11.3	15.5	28.4	49.5	57.7	56.0
26512	Pembuatan kelengkapan kawalan proses perindustrian											
26520	Pembuatan jam tangan dan jam dan bahagiannya	-10.3	-4.6	11.3	-13.4	-5.3	-4.5	5.4	17.4	7.0	14.2	7.1
266/ 26600	Pembuatan peralatan penyinaran, perubatan elektro dan elektroterapeutik	-4.6	15.4	4.5	0.4	19.0	17.7	26.3	10.0	-0.3	-0.6	9.9

2021		2022		2021									Group Description/Period
(Jan. - Dis.)	(Jan. - Dis.)	Jan.	Feb.	Mar.	Apr.	Mei	Jun	Jul.	Ogo.	Sep.			
-0.3	3.5	-3.0	-5.2	-2.5	9.2	5.9	-2.8	-2.3	-1.3	-0.3		Manufacture of non-metallic mineral products	
												Manufacture of refractory mortars and concretes	
-11.4	-14.7	-14.7	-21.4	-13.1	0.5	-5.0	-8.4	-6.6	-7.8	-10.5		Manufacture of non-refractory ceramic	
-0.6	7.4	20.8	-1.9	1.6	0.8	8.1	1.8	-7.9	-3.3	-7.6		Manufacture of other porcelain and ceramic products	
-5.2	-3.3	-9.2	-11.0	-13.9	10.0	-7.4	-14.3	-4.4	-5.2	4.9		Manufacture of hydraulic cement	
3.2	7.5	-1.8	-5.4	-2.9	14.9	6.2	5.6	2.5	0.8	1.1		Manufacture of ready-mix and dry-mix concrete and mortars	
												Manufacture of precast concrete, cement or artificial stone articles for use in construction	
2.2	2.1	4.1	3.3	8.7	9.3	10.6	-1.1	-0.4	-0.2	0.2		Manufacture of prefabricated structural components for building or civil engineering of cement, concrete or artificial stone	
												Manufacture of other articles of concrete, cement and plaster n.e.c.	
-4.7	11.4	-15.9	-13.4	-14.8	-12.3	2.0	-13.7	-6.4	1.2	0.9		Manufacture of other non-metallic mineral products n.e.c.	
8.1	12.0	3.5	3.5	2.4	49.2	21.4	9.6	-2.9	-0.8	5.7		Other industry	
-0.5	7.2	-5.7	-6.9	3.7	8.1	-3.8	-5.2	-6.8	-6.3	2.5		Manufacture of basic iron and steel	
4.5	-1.9	-3.2	-4.9	-8.7	8.3	14.3	7.0	5.7	4.1	9.6		Manufacture of basic precious and other non-ferrous metals	
2.2	0.4	-8.3	-3.0	11.8	16.3	10.3	7.9	-5.4	-3.5	0.3		Casting of metals	
-1.6	0.7	2.3	-0.9	3.8	10.9	2.3	-7.7	-6.9	-9.4	-3.6		Manufacture of structural metal products, tanks, reservoirs, steam generators, weapons and ammunition	
												Manufacture of metal doors, windows and their frames, shutters and gates	
-10.6	-4.4	-1.2	-7.8	-2.1	11.2	-1.8	-18.7	-19.4	-20.8	-15.9		Manufacture of other structural metal products	
												Manufacture of tanks, reservoirs and containers of metal	
17.5	9.3	13.7	16.8	18.8	16.0	14.8	12.1	19.4	14.4	21.5		Other industry	
-2.8	-1.0	-4.4	-5.7	-1.2	-0.6	-6.6	-0.9	-6.1	-8.5	-2.4		Other industry	
4.9	3.7	8.5	5.5	6.3	8.7	6.0	2.3	-2.5	-1.2	6.8		Manufacture of other fabricated metal products; metal working service activities	
												Forging, pressing, stamping and roll-forming of metal; powder metallurgy	
7.4	-1.8	20.7	11.1	11.7	15.4	8.3	4.0	2.0	2.1	2.0		Treatment and coating of metals; machining	
13.0	1.3	26.0	27.4	25.5	31.6	24.3	17.1	1.7	1.7	4.1		Manufacture of tins and cans for food products, collapsible tubes and boxes	
2.4	13.4	10.2	9.3	-3.9	0.9	-7.3	-4.9	-6.7	-2.9	8.4		Manufacture of metal cable, plaited bands and similar articles	
10.2	14.2	-1.5	1.1	3.6	5.3	3.9	2.2	-2.3	0.3	31.0		Manufacture of bolts, screws, nuts and similar threaded products	
-8.1	-7.2	-16.5	-12.8	-1.3	5.3	5.4	-8.5	-7.9	-10.8	-13.7		Manufacture of metal household articles	
2.5	5.0	3.7	2.0	4.6	14.0	5.3	-0.4	-1.9	0.8	1.1		Manufacture of any other fabricated metal products n.e.c.	
-13.3	-29.1	5.9	-13.5	-4.9	-25.2	-0.5	-3.1	-14.9	-18.2	-20.3		Other industry	
5.8	3.5	-3.5	2.1	0.7	12.1	11.2	11.9	6.6	6.1	2.4		Manufacture of electronic components and boards	
												Manufacture of diodes, transistors and similar semiconductor devices	
6.5	1.8	-11.7	-7.3	-5.6	8.1	14.4	21.5	13.9	15.4	7.7		Manufacture of electronic integrated circuits micro assemblies	
												Manufacture of electrical capacitors and resistors	
7.0	7.2	15.1	26.2	17.1	23.1	8.2	-1.9	-2.9	-7.5	-4.8		Manufacture of printed circuit boards	
												Manufacture of display components	
-10.7	2.4	11.3	3.5	2.1	1.0	-9.7	-20.2	-20.3	-20.6	-18.3		Manufacture of other components for electronic applications	
9.8	5.7	6.9	7.0	1.5	4.8	8.2	12.7	3.6	7.3	31.8		Manufacture of computers and peripheral equipment	
-5.8	18.5	-25.8	-34.6	-27.9	-10.6	3.2	4.9	-4.8	0.6	0.9		Manufacture of communication equipment	
-4.3	17.7	5.8	-12.3	-8.2	-2.8	-3.8	-10.1	-14.9	-6.7	-2.5		Manufacture of consumer electronics	
5.7	44.8	-5.8	-7.7	3.5	4.9	2.9	-0.3	5.0	10.9	13.0		Manufacture of measuring, testing, navigating and control equipment; watches and clocks	
												Manufacture of measuring, testing, navigating and control equipment	
6.8	48.2	-4.2	-7.1	4.8	5.1	4.3	0.8	6.4	12.8	14.8		Manufacture of industrial process control equipment	
-4.6	11.3	-20.0	-12.2	-7.3	3.4	-8.3	-9.6	-6.0	-4.8	-2.7		Manufacture of watches and clocks and parts	
15.4	4.5	-8.8	-4.7	15.0	17.0	19.1	20.7	20.4	17.5	15.1		Manufacture of irradiation, electromedical and electrotherapeutic equipment	

Kod Kumpulan Group code	Keterangan Kumpulan/Tempoh						
		Okt.	Nov.	Dis.	Jan.	Feb.	Mac
239	Pembuatan pengeluaran galian bukan logam f.t.t.l.	0.0	-1.7	1.1	0.6	1.0	1.1
23911	Pembuatan mortar refraktori dan konkrit &	-7.1	-21.8	-18.0	-26.6	-19.9	-18.7
23921	Pembuatan seramik bukan refraktori						
23930	Pembuatan produk porselin dan seramik lain	-1.7	-12.6	-1.4	-6.4	16.5	6.5
23941	Pembuatan simen hidrolik	4.3	1.4	-10.3	3.2	-4.3	-9.9
23951	Pembuatan konkrit dan mortar siap bancuh dan banchuan kering	3.7	5.1	10.9	6.4	6.5	6.9
23952	Pembuatan konkrit pratuangan, simen atau artikel batu buatan yang digunakan dalam pembinaan;						
23953	& Pembuatan komponen struktur pasang siap untuk bangunan atau kejuruteraan awam dari simen, batu atau konkrit buatan	-2.0	-2.0	-2.1	1.1	-2.2	-1.2
23959	Pembuatan artikel konkrit, simen dan plaster lain f.t.t.l.						
23990	Pembuatan produk mineral bukan logam lain f.t.t.l. Industri lain	1.7	5.3	14.9	8.7	9.4	12.1
		3.7	3.9	6.1	8.5	10.4	10.6
241 (24101 & 24102 & 24103 & 24104 & 24109)	Pembuatan besi dan keluli asas	2.9	5.2	7.6	5.9	6.6	8.5
242 (24201 & 24202 & 24209)	Pembuatan logam asas berharga dan logam bukan ferus lain	11.2	10.6	5.2	6.9	6.9	-5.7
243	Pengacuan logam	1.9	3.6	0.6	1.1	1.9	-3.3
251 & 252	Pembuatan produk struktur logam, tangki, takungan, penjana wap, senjata dan peluru	-1.2	-4.3	-2.8	-0.7	-3.3	-4.4
25113	Pembuatan pintu, tingkap dan bingkai, penutup tingkap dan pintu pagar daripada logam	-14.7	-16.4	-14.0	-10.0	-10.6	-11.6
25119	Pembuatan produk struktur logam lain						
25120	Pembuatan tangki, takungan dan kontena daripada logam Industri lain	25.3	17.8	18.6	20.6	12.3	11.2
		2.8	0.8	0.1	-7.8	-10.6	-11.9
259	Pembuatan lain-lain produk yang direka daripada logam; aktiviti perkhidmatan kerja logam	6.5	6.4	5.6	4.0	3.2	6.3
25910	Tempaan, tekanan, hentakan dan bentuk gelean logam; serbuk metalurgi	5.2	5.1	3.8	-3.6	2.1	1.7
25920	Rawatan dan penyalutan logam; menggunakan mesin	4.4	1.2	2.3	0.6	1.1	0.7
25991	Pembuatan tin untuk produk makanan dan minuman, tiub dan kotak boleh dilipat	11.5	5.3	7.5	2.3	0.1	16.8
25992	Pembuatan kabel, plaited bands (jalur/pita berpintal) dan artikel seumpamanya daripada logam	24.0	30.5	24.2	25.3	19.3	20.4
25993	& Pembuatan bolt, skru, nat dan produk uliran seumpamanya						
25994	Pembuatan barangan rumah daripada logam	-11.0	-15.5	-7.9	-13.4	-22.7	-17.6
25999	Pembuatan produk lain yang direka daripada logam f.t.t.l. Industri lain	1.0	0.1	1.2	2.7	1.1	4.8
		-20.3	-18.8	-18.8	-17.6	-22.3	-19.3
261	Pembuatan komponen dan papan elektronik	4.8	7.8	10.3	6.0	3.2	4.7
26101	Pembuatan diod, transistor dan alatan semikonduktor yang seumpamanya	7.7	10.7	13.6	7.3	3.0	3.3
26102	Pembuatan litar elektronik bersepadu dengan pemasangan mikro						
26103	Pembuatan kapasitor dan perintang elektrik						
26104	& Pembuatan papan litar bercetak	2.4	6.1	7.5	5.3	4.9	7.6
26105	& Pembuatan komponen paparan						
26109	Pembuatan komponen lain untuk aplikasi elektronik	-16.8	-17.2	-17.0	-7.0	-7.4	5.7
262 (26201 & 26202)	Pembuatan komputer dan kelengkapan peranti	20.6	9.7	7.0	2.0	1.6	5.5
263/ 26300	Pembuatan peralatan komunikasi	1.6	20.1	34.2	23.3	35.2	24.5
264/ 26400	Pembuatan peralatan elektronik pengguna	1.5	3.1	-1.5	8.6	27.3	17.8
265	Pembuatan kelengkapan mengukur, menguji, memandu arah dan kawalan; jam tangan dan jam	8.5	16.9	17.7	17.4	27.3	37.7
26511	Pembuatan kelengkapan mengukur, menguji, memandu arah dan kawalan	9.7	18.0	18.4	16.3	28.8	40.5
26512	Pembuatan kelengkapan kawalan proses perindustrian						
26520	Pembuatan jam tangan dan jam dan bahagiannya	-2.2	6.9	10.8	28.8	13.5	10.3
266/ 26600	Pembuatan peralatan penyinaran, perubatan elektro dan elektroterapeutik	28.7	30.0	19.6	18.2	12.0	1.8

2022									Group Description/Period
Apr.	Mei	Jun	Jul.	Ogo.	Sep.	Okt.	Nov.	Dis.	
1.2	0.9	7.5	7.4	5.7	5.4	5.5	3.0	2.9	Manufacture of non-metallic mineral products
									<i>Manufacture of refractory mortars and concretes</i>
-21.9	-15.2	-13.2	-11.8	-15.1	-15.9	-15.0	-1.0	3.2	<i>Manufacture of non-refractory ceramic</i>
10.3	9.1	15.0	13.3	10.7	9.0	6.1	5.4	-3.5	<i>Manufacture of other porcelain and ceramic products</i>
-12.7	-9.0	-4.5	2.0	-3.4	1.2	-1.7	-1.0	2.2	<i>Manufacture of hydraulic cement</i>
11.3	4.5	8.5	9.3	12.8	10.8	12.6	3.2	-1.0	<i>Manufacture of ready-mix and dry-mix concrete and mortars</i>
									<i>Manufacture of precast concrete, cement or artificial stone articles for use in construction</i>
-1.7	-1.7	10.0	6.8	3.7	3.8	4.1	-0.04	3.68	<i>Manufacture of prefabricated structural components for building or civil engineering of cement, concrete or artificial stone</i>
									<i>Manufacture of other articles of concrete, cement and plaster n.e.c.</i>
13.6	14.1	16.8	15.8	13.8	12.3	12.4	8.1	2.8	<i>Manufacture of other non-metallic mineral products n.e.c.</i>
8.6	6.9	13.4	17.5	15.8	14.8	14.6	13.1	11.0	<i>Other industry</i>
10.2	11.9	12.4	11.9	9.8	3.4	3.5	2.0	2.0	Manufacture of basic iron and steel
-4.3	-5.8	-4.6	-2.4	0.7	-3.7	-4.4	-2.5	-3.3	Manufacture of basic precious and other non-ferrous metals
-0.3	-1.1	1.0	5.8	1.6	-0.3	-1.4	-1.2	1.2	Casting of metals
-1.4	0.4	6.4	2.5	3.2	0.8	0.3	2.4	2.9	Manufacture of structural metal products, tanks, reservoirs, steam generators, weapons and ammunition
									<i>Manufacture of metal doors, windows and their frames, shutters and gates</i>
-8.6	-6.6	0.9	-1.8	-3.6	-0.6	-1.6	1.2	2.8	<i>Manufacture of other structural metal products</i>
14.3	15.2	15.8	7.6	11.2	3.3	2.1	1.6	1.5	<i>Manufacture of tanks, reservoirs and containers of metal</i>
-9.0	-6.5	3.2	5.7	9.3	-0.5	3.3	10.7	8.4	<i>Other industry</i>
4.6	5.7	6.9	7.4	7.5	-0.1	0.04	-0.05	-0.07	Manufacture of other fabricated metal products; metal working service activities
0.5	1.3	-3.0	-2.9	-1.1	-3.8	-4.4	-4.8	-3.8	<i>Forging, pressing, stamping and roll-forming of metal; powder metallurgy</i>
1.3	0.8	5.6	5.3	3.8	2.2	-0.4	-1.1	-3.1	<i>Treatment and coating of metals; machining</i>
12.2	14.5	17.4	19.0	19.3	18.5	15.4	14.2	14.1	<i>Manufacture of tins and cans for food products, collapsible tubes and boxes</i>
									<i>Manufacture of metal cable, plaited bands and similar articles</i>
17.4	24.3	25.2	28.5	25.5	-4.2	-0.1	0.6	3.5	<i>Manufacture of bolts, screws, nuts and similar threaded products</i>
-18.0	-13.8	1.3	3.2	3.0	2.3	-0.2	-0.9	-0.1	<i>Manufacture of metal household articles</i>
3.6	5.8	7.6	7.2	7.5	6.5	6.0	5.8	2.3	<i>Manufacture of any other fabricated metal products n.e.c.</i>
-16.5	-36.9	-35.6	-38.2	-34.2	-33.7	-33.9	-34.1	-30.6	<i>Other industry</i>
4.0	3.2	1.0	3.1	3.5	6.2	3.7	1.6	1.8	Manufacture of electronic components and boards
									<i>Manufacture of diodes, transistors and similar semiconductor devices</i>
3.6	2.6	-1.6	1.6	-0.3	2.8	2.0	-0.9	-1.1	<i>Manufacture of electronic integrated circuits micro assemblies</i>
									<i>Manufacture of electrical capacitors and resistors</i>
4.8	4.7	6.6	6.0	11.9	14.4	7.6	7.2	7.0	<i>Manufacture of printed circuit boards</i>
									<i>Manufacture of display components</i>
4.8	2.1	5.6	6.5	8.1	2.2	1.8	1.4	7.4	<i>Manufacture of other components for electronic applications</i>
8.7	11.3	10.4	9.3	6.6	1.4	-0.4	6.5	7.6	Manufacture of computers and peripheral equipment
16.7	16.3	10.3	19.1	19.1	13.8	13.2	18.7	15.6	Manufacture of communication equipment
18.6	16.9	25.4	28.7	30.4	16.1	9.9	12.3	6.5	Manufacture of consumer electronics
31.7	41.6	63.7	53.3	53.9	53.7	55.2	53.8	46.8	Manufacture of measuring, testing, navigating and control equipment; watches and clocks
									<i>Manufacture of measuring, testing, navigating and control equipment</i>
34.5	45.2	70.0	57.5	57.8	57.7	59.1	58.5	51.4	<i>Manufacture of industrial process control equipment</i>
5.2	8.2	7.7	13.1	15.6	14.0	15.2	6.4	1.3	<i>Manufacture of watches and clocks and parts</i>
1.3	2.1	-4.0	-2.2	-0.2	0.6	0.5	-2.0	35.6	Manufacture of irradiation, electromedical and electrotherapeutic equipment

Kod Kumpulan Group code	Keterangan Kumpulan/Tempoh	2020	2021	2022	2021				2022			
					Q1	Q2	Q3	Q4	Q1	Q2	Q3	Q4
267 (26701 & 26702) & 268 (26800)	Pembuatan peralatan optikal, kelengkapan fotografi, media magnetik dan optikal	-3.6	0.4	26.6	2.6	-1.8	-2.9	3.4	16.3	36.3	34.0	21.2
271	Pembuatan motor elektrik, penjana, transformer dan perkakasan pengagihan dan pengawalan elektrik	0.4	-1.2	-4.0	-0.3	-5.5	-0.9	1.5	-3.0	-1.7	-2.5	-8.3
	27101 Pembuatan motor elektrik, penjana dan transformer	-5.8	3.0	5.2	-16.8	6.6	11.2	13.6	12.5	8.2	3.1	-1.4
	27102 Pembuatan perkakasan pengagihan dan pengawalan	3.8	-3.3	-8.9	8.8	-11.4	-6.9	-4.1	-9.6	-7.5	-5.8	-12.0
272/ 27200	Pembuatan bateri dan akumulator	4.6	3.5	10.0	-3.9	1.2	9.7	6.2	21.1	8.4	1.3	11.0
273	Pembuatan pendawaian dan peranti pendawaian	-0.1	13.5	13.0	7.1	19.7	13.2	14.9	12.1	14.5	17.3	8.4
	27310 Pembuatan kabel gantian optikal	-2.8	-1.0	24.2	-30.1	-20.7	0.7	45.0	55.3	39.6	29.3	-2.0
	27320 Pembuatan wayar dan kabel elektronik dan elektrik lain	0.4	15.1	12.6	10.7	24.3	14.3	12.4	9.6	13.2	17.4	10.4
	27330 Pembuatan alatan pendawaian pembawa dan bukan pembawa arus untuk litar elektrik (tanpa mengira jenis bahan)	-5.4	7.4	1.9	-3.4	6.5	12.5	14.3	18.6	6.8	-3.5	-12.2
274/ 27400	Pembuatan kelengkapan pencahayaan elektrik	5.4	43.9	12.5	21.5	33.5	60.4	60.7	33.6	6.3	6.0	8.3
275/ 27500	Pembuatan perkakasan domestik	11.1	-17.2	-24.1	6.4	-8.3	-28.8	-35.9	-31.7	-20.4	-18.0	-23.7
279/ 27900	Pembuatan kelengkapan elektrik lain	2.1	5.7	31.8	2.0	4.3	3.3	12.8	26.9	26.0	35.4	37.8
281 & 282	Pembuatan jentera kegunaan umum dan kegunaan khas	-1.2	3.0	3.1	4.4	5.8	0.2	1.8	1.2	3.0	4.9	3.3
	28120 Pembuatan alat-alat kuasa bendalir &											
	28130 Pembuatan pam, pemampat, kepala paip dan injap lain	-11.2	-0.1	2.1	7.8	0.2	-0.4	-6.6	-4.3	1.9	6.6	4.4
	28180 Pembuatan alatan tangan yang menggunakan kuasa dilengkapkan dengan motor elektrik atau bukan motor elektrik atau pneumatik &	5.3	15.3	0.1	26.3	21.2	5.4	10.9	-2.8	3.1	3.8	-3.1
	28220 Pembuatan jentera pembentukan logam dan alatan mesin											
	28192 Pembuatan mesin penyaman udara, termasuk untuk kenderaan bermotor	10.2	-1.9	7.8	1.0	-6.2	-1.3	-1.1	3.5	2.8	7.9	17.0
	28290 Pembuatan lain-lain mesin bertujuan khas t.t.t.l. Industri lain	-19.8	1.0	-5.3	-12.7	17.2	0.5	4.3	2.6	-6.1	-8.8	-9.2
		1.2	0.6	5.5	2.2	2.3	-1.7	-0.5	2.9	6.0	8.1	5.4
291 (29101 & 29102)	Pembuatan kenderaan bermotor	-12.2	2.6	9.0	-10.8	11.2	-1.1	13.6	11.0	11.2	11.7	2.7
292/ 29200	Pembuatan kerangka (coachwork) untuk kenderaan bermotor; pembuatan treler dan semi treler	-14.0	8.6	21.7	-10.1	13.6	15.5	18.8	16.5	22.1	25.4	22.3
293/ 29300	Pembuatan alat ganti dan aksesori untuk kenderaan bermotor	-6.7	-2.6	-2.0	-6.0	5.1	-3.8	-5.0	-6.0	-2.6	2.3	-1.1
301 (30110 & 30120)	Pembinaan kapal dan bot	-7.6	-4.7	-1.6	0.5	1.0	-11.8	-8.7	-7.1	-2.2	2.5	1.6
302, 303, 304 & 309	Pembuatan lokomotif keretapi, rolling stock, kapal angkasa dan udara, jentera berkaitan, kenderaan tempur ketenteraan, dan kelengkapan pengangkutan t.t.t.l.	-14.5	1.0	6.3	-12.3	10.5	4.0	5.5	3.5	6.8	10.4	4.7
	30910 Pembuatan motosikal	-13.5	10.7	10.7	-4.5	19.1	13.3	18.4	11.7	13.8	15.3	2.4
	30920 Pembuatan basikal dan invalid carriages Industri lain	0.1	-4.2	-8.4	5.6	8.4	-11.1	-17.8	-18.6	-13.4	-4.7	6.1
		-22.9	-14.3	5.4	-33.3	-5.1	-4.7	-4.4	0.3	3.6	8.6	9.7
310	Pembuatan perabot	1.2	2.4	5.4	3.4	4.6	-3.3	5.2	6.6	8.7	6.1	0.6
	31001 Pembuatan perabot kayu dan rotan Industri lain	3.9	3.9	9.3	5.8	4.4	-1.7	7.0	11.0	13.0	10.3	3.7
		-6.1	-2.0	-7.4	-3.5	5.4	-8.3	-0.8	-7.0	-4.6	-7.8	-10.1
321 (32110 & 32120)	Pembuatan barang kemas, bijouterie dan artikel berkaitan	4.0	3.3	4.4	8.6	8.0	-5.9	3.0	2.3	4.1	8.3	3.4
322, 325 & 329	Pembuatan instrumen muzik, peralatan dan bekalan perubatan dan pergigian dan pembuatan lain t.t.t.l.	4.1	7.9	1.5	10.2	8.7	7.5	5.5	1.2	1.6	3.8	-0.4
	32901 Pembuatan alat tulis Industri lain	-10.8	-0.1	1.5	-11.1	-1.8	6.2	8.8	4.5	4.8	2.7	-5.7
		9.4	10.3	1.5	17.4	11.9	7.8	4.7	0.3	0.7	4.1	1.0
323/ 32300	Pembuatan barangan sukan	1.1	7.0	1.3	11.3	13.6	0.5	3.6	-1.6	1.6	1.6	3.6
324/ 32400	Pembuatan permainan dan mainan	4.3	-0.4	28.2	-27.3	-22.0	9.6	40.1	59.6	49.3	20.9	4.6
331 & 332	Pembaikan pemasangan produk logam, jentera, kelengkapan dan pemasangan jentera perindustrian dan kelengkapan	-7.2	1.6	4.7	-3.9	4.4	1.7	4.7	3.7	7.1	4.6	3.6
	33150 Pembaikan dan penyelenggaraan kelengkapan pengangkutan kecuali motosikal dan basikal Industri lain	-6.9	-6.2	2.9	-7.6	-10.9	-2.7	-3.1	-3.1	3.9	-1.8	12.8
		-7.3	3.9	5.2	-2.8	9.4	3.0	6.9	5.6	7.9	6.3	1.3
Jumlah Pembuatan		-1.1	3.0	5.2	-0.6	6.0	2.3	4.7	4.1	5.2	6.7	5.0

2021		2022		2021							Group Description/Period
(Jan. - Dis.)	(Jan. - Dis.)	Jan.	Feb.	Mar.	Apr.	Mei	Jun	Jul.	Ogo.	Sep.	
0.4	26.6	4.4	-0.9	4.3	11.1	-7.2	-7.3	-4.5	-0.9	-3.2	Manufacture of optical instruments, photographic equipment, magnetic and optical media
-1.2	-4.0	1.2	-1.5	-0.7	-7.9	-5.7	-3.0	-3.2	-1.4	1.9	Manufacture of electric motors, generators, transformers and electricity distribution and control apparatus
3.0	5.2	-16.3	-22.6	-10.6	7.7	3.1	9.2	8.8	11.8	13.0	Manufacture of electric motors, generators and transformers
-3.3	-8.9	11.3	10.5	4.3	-15.3	-9.9	-9.2	-9.3	-8.0	-3.6	Manufacture of electricity distribution and control apparatus
3.5	10.0	6.1	-12.0	-5.9	-3.7	1.3	5.4	3.8	14.8	10.6	Manufacture of batteries and accumulators
13.5	13.0	10.3	7.5	3.3	27.9	18.0	14.7	11.4	10.9	17.1	Manufacture of wiring and wiring devices
-1.0	24.2	-34.1	-30.0	-25.9	-21.7	-21.5	-19.2	-19.3	-15.1	37.3	Manufacture of fibre optic cables
15.1	12.6	14.7	11.0	6.2	33.7	22.5	18.1	14.3	12.9	15.6	Manufacture of other electronic and electric wires and cables
7.4	1.9	-3.6	-0.7	-5.8	5.1	1.7	12.1	9.5	17.4	10.8	Manufacture of current-carrying and non current-carrying wiring devices for electrical circuits regardless of material
43.9	12.5	20.4	21.4	22.7	24.3	17.8	60.3	57.9	60.1	63.4	Manufacture of electric lighting equipment
-17.2	-24.1	3.9	3.4	12.5	-6.4	0.6	-17.4	-21.6	-27.5	-37.3	Manufacture of domestic appliances
5.7	31.8	7.6	1.8	-3.3	5.9	5.5	1.3	-1.2	1.9	9.2	Manufacture of other electrical equipment
3.0	3.1	3.9	4.0	5.2	10.0	7.6	0.03	-1.9	1.7	0.8	Manufacture of general-purpose and special-purpose machinery
-0.1	2.1	36.3	-4.1	-0.8	6.7	-1.5	-4.4	-1.9	1.8	-1.2	Manufacture of fluid power equipment
15.3	0.1	28.4	31.4	18.9	23.7	23.9	16.1	5.1	5.4	5.6	Manufacture of other pumps, compressors, taps and valves
-1.9	7.8	0.7	0.2	2.2	-0.8	0.7	-16.1	-7.6	4.8	-0.9	Manufacture of power-driven hand tools with self-contained electric or non-electric motor or pneumatic drives
1.0	-5.3	-17.5	-20.9	6.0	14.9	18.7	18.4	0.1	0.6	0.8	Manufacture of metal-forming machinery and machine tools
0.6	5.5	-1.1	6.1	1.8	7.5	2.7	-2.9	-3.3	-1.0	-0.6	Manufacture of air-conditioning machines, including for motor vehicles
2.6	9.0	-10.7	-8.5	-13.4	15.1	19.6	0.2	2.0	-4.5	-0.5	Manufacture of other special-purpose machinery
8.6	21.7	-14.9	-14.3	-0.8	17.6	16.7	6.7	11.9	14.6	19.9	Other industry
-2.6	-2.0	-6.9	-7.4	-3.7	7.4	7.3	0.5	-6.3	-4.1	-1.2	Manufacture of motor vehicles
-4.7	-1.6	-11.6	-6.6	21.6	11.6	-1.0	-6.8	-12.0	-12.9	-10.3	Manufacture of bodies (coachwork) for motor vehicles; manufacture of trailers and semi-trailers
1.0	6.3	-13.1	-13.8	-10.1	13.8	13.9	3.9	2.5	3.3	6.0	Manufacture of parts and accessories for motor vehicles
10.7	10.7	-6.8	-7.8	1.0	19.2	21.9	16.1	16.1	10.5	13.3	Building of ships and boats
-4.2	-8.4	11.1	0.05	6.3	36.1	8.5	-13.1	-21.1	-3.4	-8.8	Manufacture of railway locomotives, rolling stock, air and spacecraft, related machinery, military fighting vehicles and transport equipment n.e.c
-14.3	5.4	-33.8	-30.8	-35.3	-7.7	1.2	-8.5	-8.0	-6.8	1.0	Manufacture of motorcycles
2.4	5.4	3.2	3.4	3.6	13.4	5.5	-3.9	-8.2	-7.1	5.2	Manufacture of bicycles and invalid carriages
3.9	9.3	6.2	6.7	4.6	11.6	6.0	-3.5	-7.2	-6.5	8.4	Other industry
-2.0	-7.4	-5.2	-5.6	0.8	19.2	4.0	-5.2	-11.3	-8.9	-4.6	Manufacture of furniture
3.3	4.4	10.7	9.5	5.6	16.0	8.8	-0.2	-6.4	-10.0	-1.4	Manufacture of wooden and cane furniture
7.9	1.5	8.2	9.6	12.7	15.0	6.0	5.6	6.2	6.7	9.6	Other industry
-0.1	1.5	-15.7	-15.0	-1.2	6.2	-7.5	-3.3	3.1	5.9	9.8	Manufacture of jewellery, bijouterie and related articles
10.3	1.5	16.9	18.4	17.0	17.6	10.4	8.1	7.1	7.0	9.5	Manufacture of musical instruments, medical and dental instruments and supplies and other manufacturing n.e.c.
7.0	1.3	9.5	7.7	17.3	19.9	19.4	2.7	-3.8	-0.2	5.2	Manufacture of stationery
-0.4	28.2	-25.5	-26.7	-29.6	-35.5	-14.2	-13.8	1.2	16.6	10.6	Other industry
1.6	4.7	-6.2	-5.5	0.2	5.0	7.1	1.1	0.4	1.1	3.7	Manufacture of sports goods
-6.2	2.9	-9.0	-8.4	-5.5	-23.0	-1.8	-3.3	-3.2	-3.5	-1.3	Manufacture of games and toys
3.9	5.2	-5.4	-4.6	1.9	16.3	9.7	2.3	1.4	2.4	5.1	Repair of fabricated metal products, machinery and equipment and installation of industrial machinery and equipment
3.0	5.2	-1.4	-1.3	0.8	8.2	6.4	3.5	1.5	1.7	3.6	Repair and maintenance of transport equipment except motorcycles and bicycles
											Other industry
											Total Manufacturing

Kod Kumpulan Group code	Keterangan Kumpulan/Tempoh						
		Okt.	Nov.	Dis.	Jan.	Feb.	Mac
267 (26701 & 26702) & 268 (26800)	Pembuatan peralatan optikal, kelengkapan fotografi, media magnetik dan optikal	-0.4	2.4	7.8	2.7	3.8	41.8
271	Pembuatan motor elektrik, penjana, transformer dan perkakasan pengagihan dan pengawalan elektrik	1.9	3.4	-0.6	-2.5	-3.3	-3.4
	27101 Pembuatan motor elektrik, penjana dan transformer	13.4	12.9	14.5	13.1	12.8	11.5
	27102 Pembuatan perkakasan pengagihan dan pengawalan	-3.7	-1.1	-7.0	-9.2	-9.7	-9.9
272/ 27200	Pembuatan bateri dan akumulator	10.6	3.7	4.3	6.8	32.1	27.5
273	Pembuatan pendawaian dan peranti pendawaian	15.5	14.2	14.9	10.9	8.3	17.6
	27310 Pembuatan kabel gantian optikal	37.0	48.5	49.1	60.5	50.3	55.3
	27320 Pembuatan wayar dan kabel elektronik dan elektrik lain	13.8	11.3	12.2	8.2	5.7	15.4
	27330 Pembuatan alatan pendawaian pembawa dan bukan pembawa arus untuk litar elektrik (tanpa mengira jenis bahan)	14.1	14.8	14.0	19.1	17.6	19.2
274/ 27400	Pembuatan kelengkapan pencahayaan elektrik	61.2	59.0	61.8	43.2	38.6	18.2
275/ 27500	Pembuatan perkakasan domestik	-36.0	-36.3	-35.5	-30.5	-31.6	-32.9
279/ 27900	Pembuatan kelengkapan elektrik lain	4.5	6.6	27.1	21.6	23.4	36.5
281 & 282	Pembuatan jentera kegunaan umum dan kegunaan khas	1.1	3.2	1.2	2.0	1.1	0.3
	28120 Pembuatan alat-alat kuasa bendalir						
	&						
	28130 Pembuatan pam, pemampat, kepala paip dan injap lain	-5.9	-7.9	-6.2	-1.4	-6.4	-5.1
	28180 Pembuatan alatan tangan yang menggunakan kuasa dilengkapkan dengan motor elektrik atau bukan motor elektrik atau pneumatik	9.6	16.6	7.2	-7.7	0.2	-0.7
	28220 Pembuatan jentera pembentukan logam dan alatan mesin						
	28192 Pembuatan mesin penyaman udara, termasuk untuk kenderaan bermotor	-3.5	4.9	-4.3	-2.1	3.5	9.1
	28290 Pembuatan lain-lain mesin bertujuan khas t.t.t.l. Industri lain	1.2	2.0	9.0	5.7	7.6	-6.3
		0.2	-1.2	-0.5	8.1	0.05	0.5
291 (29101 & 29102)	Pembuatan kenderaan bermotor	14.6	16.6	10.3	11.0	10.5	11.5
292/ 29200	Pembuatan kerangka (coachwork) untuk kenderaan bermotor; pembuatan treler dan semi treler	20.7	18.4	17.3	13.5	17.6	18.1
293/ 29300	Pembuatan alat ganti dan aksesori untuk kenderaan bermotor	-3.4	-5.1	-6.4	-6.1	-6.2	-5.6
301 (30110 & 30120)	Pembinaan kapal dan bot	-8.0	-11.8	-6.2	-6.7	-7.6	-7.0
302, 303, 304 & 309	Pembuatan lokomotif keretapi, rolling stock, kapal angkasa dan udara, jentera berkaitan, kenderaan tempur ketenteraan, dan kelengkapan pengangkutan t.t.t.l.	7.5	6.4	2.7	2.5	3.8	4.2
	30910 Pembuatan motosikal	17.8	21.3	16.0	11.2	11.8	12.0
	30920 Pembuatan basikal dan invalid carriages	-6.1	-20.3	-26.1	-19.7	-17.4	-18.6
	Industri lain	-4.4	-4.9	-4.1	-0.8	0.7	1.0
310	Pembuatan perabot	4.4	5.7	5.4	6.7	5.2	7.9
	31001 Pembuatan perabot kayu dan rotan	6.2	7.0	7.8	10.7	9.1	13.3
	Industri lain	-1.5	1.4	-2.3	-5.9	-7.0	-8.1
321 (32110 & 32120)	Pembuatan barang kemas, bijouterie dan artikel berkaitan	-1.0	0.2	8.9	5.0	1.0	0.8
322, 325 & 329	Pembuatan instrumen muzik, peralatan dan bekalan perubatan dan pergigian dan pembuatan lain t.t.t.l.	5.4	5.6	5.5	2.6	0.3	0.6
	32901 Pembuatan alat tulis	9.7	9.0	7.6	4.8	5.6	3.2
	Industri lain	4.3	4.8	4.9	2.0	-1.0	-0.1
323/ 32300	Pembuatan barangan sukan	5.8	1.2	3.8	-0.6	-2.7	-1.6
324/ 32400	Pembuatan permainan dan mainan	44.2	46.5	32.1	60.4	61.7	56.7
331 & 332	Pembaikan pemasangan produk logam, jentera, kelengkapan dan pemasangan jentera perindustrian dan kelengkapan	3.7	6.5	3.9	3.6	3.3	4.2
	33150 Pembaikan dan penyelenggaraan kelengkapan pengangkutan kecuali motosikal dan basikal	-2.2	-1.6	-5.4	-6.2	-2.5	-0.7
	Industri lain	5.3	8.9	6.6	6.5	4.9	5.5
Jumlah Pembuatan		4.4	4.8	4.9	4.1	3.9	4.4

2022									Group Description/Period
Apr.	Mei	Jun	Jul.	Ogo.	Sep.	Okt.	Nov.	Dis.	
33.1	34.5	41.3	43.9	32.9	25.7	23.6	19.6	20.7	Manufacture of optical instruments, photographic equipment, magnetic and optical media
0.6	-2.2	-3.1	-0.6	-1.3	-5.4	-7.9	-10.2	-6.8	Manufacture of electric motors, generators, transformers and electricity distribution and control apparatus
10.1	10.5	4.4	4.7	3.4	1.2	1.6	-2.6	-3.2	Manufacture of electric motors, generators and transformers
-5.2	-9.4	-7.6	-3.8	-4.1	-9.3	-13.3	-14.4	-8.7	Manufacture of electricity distribution and control apparatus
19.1	7.9	0.3	2.0	-1.3	3.5	5.1	11.4	16.7	Manufacture of batteries and accumulators
13.2	15.1	15.0	18.4	19.8	14.0	14.5	10.8	1.0	Manufacture of wiring and wiring devices
43.1	43.3	33.2	52.5	49.7	2.3	2.4	-3.4	-4.5	Manufacture of fibre optic cables
11.2	13.6	14.8	17.3	18.9	15.9	16.4	13.2	2.6	Manufacture of other electronic and electric wires and cables
22.3	8.2	-5.8	-5.0	-3.0	-2.4	-2.5	-7.1	-27.3	Manufacture of current-carrying and non current-carrying wiring devices for electrical circuits regardless of material
8.1	8.8	2.8	2.9	7.7	7.3	5.8	9.9	9.1	Manufacture of electric lighting equipment
-25.6	-20.6	-15.6	-18.2	-17.6	-18.2	-22.1	-22.8	-26.0	Manufacture of domestic appliances
22.4	23.5	32.3	33.5	28.9	43.1	38.6	39.8	35.6	Manufacture of other electrical equipment
2.8	2.9	3.2	5.1	5.2	4.6	4.7	1.4	4.0	Manufacture of general-purpose and special-purpose machinery
-1.0	3.4	3.6	7.0	6.5	6.4	9.8	4.4	0.3	Manufacture of fluid power equipment
1.5	4.3	3.5	3.8	7.8	0.2	4.1	-5.1	-7.5	Manufacture of other pumps, compressors, taps and valves
7.6	0.6	0.5	10.3	5.4	8.3	8.2	10.4	32.8	Manufacture of power-driven hand tools with self-contained electric or non-electric motor or pneumatic drives
-5.6	-6.7	-6.1	-8.7	-8.7	-8.9	-8.5	-8.3	-10.6	Manufacture of metal-forming machinery and machine tools
5.2	6.0	6.8	7.4	7.7	9.2	6.5	3.8	5.9	Manufacture of air-conditioning machines, including for motor vehicles
9.7	9.8	14.2	13.3	16.0	6.1	4.3	-0.3	4.1	Manufacture of other special-purpose machinery
19.9	20.1	26.6	27.1	24.6	24.6	19.8	21.3	25.6	Other industry
-6.2	-2.6	1.3	4.2	3.4	-0.5	-0.9	-1.2	-1.1	Manufacture of motor vehicles
-3.8	-1.6	-1.1	0.8	3.1	3.7	3.3	1.8	-0.3	Manufacture of bodies (coachwork) for motor vehicles; manufacture of trailers and semi-trailers
3.2	5.6	12.2	11.9	11.4	8.1	6.4	1.6	6.1	Manufacture of parts and accessories for motor vehicles
10.3	14.7	16.5	14.5	19.7	12.0	9.5	-3.4	1.3	Building of ships and boats
-19.9	-16.8	-1.4	6.8	-12.0	-6.9	-8.1	9.9	18.7	Manufacture of railway locomotives, rolling stock, air and spacecraft, related machinery, military fighting vehicles and transport equipment n.e.c
1.7	-0.6	10.2	8.6	8.6	8.5	8.3	9.8	11.0	Manufacture of motorcycles
8.5	7.9	9.6	9.8	9.3	0.2	0.3	0.1	1.4	Manufacture of bicycles and invalid carriages
13.4	12.6	13.1	14.2	14.5	3.5	3.4	3.6	4.0	Other industry
-6.0	-6.2	-1.4	-4.4	-7.3	-11.4	-10.4	-11.8	-7.9	Manufacture of furniture
1.9	2.4	8.2	9.0	14.2	2.3	2.2	3.4	4.4	Manufacture of wooden and cane furniture
0.8	1.2	2.8	2.5	5.1	3.9	1.0	-0.7	-1.4	Other industry
4.8	1.3	8.6	5.8	5.5	-3.0	-4.7	-6.5	-5.8	Manufacture of musical instruments, medical and dental instruments and supplies and other manufacturing n.e.c.
-0.3	1.2	1.3	1.6	5.0	5.8	2.5	0.9	-0.3	Manufacture of stationery
-0.8	1.3	4.3	7.5	4.5	-6.3	2.5	7.8	0.6	Other industry
57.6	60.2	34.2	31.2	15.2	18.2	5.6	6.5	2.1	Manufacture of sports goods
5.4	6.4	9.6	5.7	4.6	3.3	2.0	1.9	6.9	Manufacture of games and toys
4.8	2.2	4.6	-4.8	-0.4	-0.1	3.2	12.7	22.2	Repair of fabricated metal products, machinery and equipment and installation of industrial machinery and equipment
5.6	7.6	10.9	8.6	6.0	4.3	1.8	-0.9	3.0	Repair and maintenance of transport equipment except motorcycles and bicycles
4.5	5.0	6.2	7.1	7.5	5.4	4.8	4.7	5.4	Other industry
									Total Manufacturing

Jadual Table 1.6c : Gaji dan Upah yang Dibayar Sektor Pembuatan Mengikut Kumpulan: Perubahan Peratusan Bulanan/Suku Tahunan
Salaries and Wages Paid of Manufacturing Sector by Group: Monthly/Quarterly Percentage Change

Kod Kumpulan Group code	Keterangan Kumpulan/Tempoh	2021				2022				2021						
		Q1	Q2	Q3	Q4	Q1	Q2	Q3	Q4	Jan.	Feb.	Mac	Apr.	Mei	Jun	Jul.
101	Pemprosesan dan pengawetan daging	0.7	0.4	-2.3	6.1	-4.3	-1.4	0.9	13.8	-0.7	-3.9	1.8	1.5	-0.4	-2.0	-1.4
102	Pemprosesan dan pengawetan ikan, krustasea dan moluska	1.1	-1.7	-2.0	-0.7	-0.8	-0.9	1.3	4.3	4.4	-5.0	1.2	-0.9	1.1	-2.1	1.1
	10201 Pengetinan ikan, krustasea dan moluska &															
	10202 Pemprosesan dan pengawetan ikan, krustasea dan moluska	0.5	-1.2	-3.8	-0.5	-1.3	-0.9	-0.1	6.9	3.2	-4.2	0.9	-0.6	1.5	-2.1	-0.6
	Industri lain	3.6	-4.1	5.8	-1.4	1.5	-0.8	6.8	-5.4	9.6	-8.2	2.9	-2.0	-0.5	-2.4	8.6
103	Pemprosesan dan pengawetan buah-buahan dan sayur - sayuran	6.4	0.5	-4.8	-2.1	10.0	2.7	1.1	1.3	5.4	-1.6	1.0	0.4	0.0	0.1	-0.5
	10303 Pengetinan nanas &															
	10304 Pembuatan jem, marmalad dan sajian jeli	1.7	-1.9	-31.1	-23.5	2.6	7.4	10.7	1.9	-2.7	0.2	-10.2	0.7	5.7	2.6	-1.4
	Industri lain	6.9	0.8	-1.8	-0.4	10.4	2.5	0.5	1.2	6.4	-1.8	2.3	0.4	-0.6	-0.2	-0.4
104	Pembuatan minyak dan lemak daripada sayuran dan haiwan	-0.6	1.4	-0.8	4.6	0.6	0.8	1.2	5.2	-5.3	-0.2	1.9	1.3	-1.0	-1.3	4.3
	10404 Pembuatan minyak sayuran mentah dan bertapis &															
	10406 Pembuatan sebatian lemak masakan	3.1	0.4	-0.1	0.0	2.8	4.4	2.5	-2.7	2.7	-0.4	0.9	0.8	-1.1	-0.2	-1.3
	10405 Pembuatan minyak kelapa	3.1	-6.1	-20.1	0.4	12.5	4.0	-6.8	-3.3	-0.3	-0.3	2.9	-0.8	-0.3	-20.8	-7.9
	Industri lain	-1.1	1.8	-0.1	5.1	0.1	0.4	1.4	6.2	-6.1	-0.2	1.9	1.4	-1.0	-0.5	5.2
105	Pembuatan produk tenusu	1.9	3.2	-2.3	1.2	9.2	2.8	-4.4	-2.6	1.8	0.8	1.0	3.5	-0.3	-3.3	-0.7
	10502 Pembuatan susu pekat, tepung dan sejat	2.3	2.8	-1.4	1.1	9.8	2.7	-3.3	-3.6	2.1	1.9	0.0	3.4	0.1	-3.4	0.3
	Industri lain	-1.3	5.3	-7.8	1.8	5.1	3.7	-13.0	5.4	0.1	-6.5	8.5	4.6	-2.6	-2.3	-7.7
106	Pembuatan produk bijian, kanji dan produk berkanji	3.3	-2.2	0.5	p	1.8	-1.0	0.1	-1.1	2.4	-2.2	0.1	-1.1	0.1	-1.4	2.2
	10611 Pengilangan beras	4.8	-2.8	3.3	1.3	0.9	-2.2	0.7	-0.6	5.8	-3.2	-0.3	-0.5	0.0	-3.0	3.2
	10613 Pengilangan tepung	0.6	-1.9	-1.6	0.2	2.1	0.9	-0.4	-2.8	-2.3	-0.9	0.3	-2.0	0.2	0.2	0.9
	Industri lain	12.4	0.2	-4.7	-2.0	6.8	-4.4	-0.6	6.1	12.9	-4.1	1.7	0.8	0.0	-0.8	3.5
107	Pembuatan produk makanan lain	4.2	0.8	0.6	4.4	2.6	1.7	1.5	4.3	2.6	-0.4	1.9	0.5	-0.3	-1.9	-0.2
	10711 Pembuatan biskut dan cookies	-1.1	-1.5	7.2	8.8	2.0	3.7	2.6	2.0	-0.8	-2.7	2.5	-2.3	0.0	0.2	3.5
	10712 Pembuatan roti, kek dan produk bakeri lain	-3.6	2.3	0.9	1.4	-8.1	4.5	4.1	3.7	-3.7	3.1	0.7	-0.2	2.8	-2.6	-0.2
	10713 Pembuatan produk snek	7.0	4.4	-2.9	2.0	6.2	5.2	2.3	2.4	6.2	-5.1	6.2	2.2	0.0	-0.1	-4.7
	10721 Pembuatan gula	3.7	-4.4	1.7	6.2	12.4	-6.1	-4.0	-8.6	7.8	-8.5	3.3	-3.7	-0.6	1.8	0.2
	10731 Pembuatan produk koko	6.3	13.9	-6.1	7.1	11.6	-2.6	-5.2	3.9	0.4	4.2	1.4	31.4	-23.0	0.5	-1.4
	10732 Pembuatan coklat dan produk coklat &															
	10733 Pembuatan konfeksi gula	6.2	0.9	-2.4	3.8	12.1	-0.2	0.3	4.9	6.3	-1.9	6.3	-1.7	0.0	-2.4	-1.9
	10793 Pembuatan sos dan bahan perasa	6.2	-2.5	6.5	10.4	-8.1	-0.7	-1.1	5.8	-0.6	0.1	-0.7	-0.5	0.1	-5.0	-2.5
	10799 Pembuatan produk makanan lain f.t.t.l.	12.8	3.7	-1.9	7.4	13.2	1.7	4.0	9.8	5.0	0.3	0.7	5.3	-0.8	-4.7	3.9
	Industri lain	8.4	-1.0	-0.5	2.8	6.9	0.7	0.0	4.0	7.6	-1.5	1.8	-1.0	-0.9	-0.6	-0.3
108/10800	Pembuatan makanan haiwan tersedia	-1.0	-0.6	1.6	4.5	-3.5	-0.7	0.5	6.2	-13.4	0.2	0.0	-0.9	0.5	-0.3	6.0
110	Pembuatan minuman ringan	-3.0	-7.3	-1.1	12.9	-2.4	-3.2	0.1	11.9	-7.0	-0.9	-4.0	1.4	-6.6	-4.1	-1.0
	11041 Pembuatan minuman ringan	-6.3	-5.9	0.6	15.5	-4.1	-1.2	1.0	15.5	-10.3	-0.3	-8.1	2.6	-2.5	-3.5	-0.4
	11042 Pengeluaran air mineral semulajadi dan minuman lain yang dibotolkan	7.9	-5.2	-4.0	6.0	4.6	-7.1	-2.7	2.7	6.7	-1.9	5.1	-0.2	-9.8	-3.4	-2.1
	Industri lain	-5.6	-23.8	-5.8	12.9	-9.7	-8.9	1.1	6.4	-15.0	-3.2	1.4	-3.1	-27.2	-12.9	-2.7
120/12000	Pembuatan produk tembakau	-0.1	-15.7	-1.5	21.1	0.3	-14.9	0.5	21.1	-16.7	7.1	-4.4	-14.0	0.3	-4.2	-0.1
131	Pemintalan, penenunan dan penyiapan tekstil	-2.0	-1.7	-2.7	10.4	0.9	-1.2	1.8	4.2	-3.6	-0.7	-2.3	-0.5	3.0	-4.1	0.3
	13110 Penyediaan dan pemintalan gentian tekstil &															
	13120 Penenunan tekstil	-1.3	-0.9	-4.6	8.7	2.6	-2.2	2.4	5.1	-0.9	-1.0	-3.3	-0.2	5.5	-4.6	0.9
	13132 Pewarnaan, pelunturan, percetakan dan penyiapan akhir benang dan fabrik	-3.5	-3.0	2.0	14.4	-2.8	0.9	1.1	2.2	-9.8	0.4	-0.1	-0.9	-2.5	-1.6	-0.3
	Industri lain	-1.1	-6.9	-3.8	7.0	4.0	-1.2	-6.6	2.1	2.3	-2.4	0.6	-1.6	2.1	-18.8	-11.9
139	Pembuatan tekstil lain	-1.2	-0.5	1.6	2.2	-6.4	-1.1	2.7	3.4	-0.6	-1.8	1.9	-1.3	2.3	-3.8	1.0
	13910 Pembuatan fabrik dikait dan dikrusye	-8.8	3.7	4.1	4.7	-15.1	-7.0	0.6	7.4	-8.4	0.1	0.1	-1.8	9.2	-1.7	0.0
	Industri lain	2.9	-2.4	0.4	0.9	-1.6	1.7	3.5	1.7	3.6	-2.8	2.7	-1.0	-1.0	-4.9	1.5
141	Pembuatan pakaian, kecuali pakaian berbulu	-4.7	-7.6	-0.9	12.2	1.0	-5.9	0.6	11.7	-5.5	-7.6	0.0	0.0	0.5	-16.1	11.6
	14102 Pembuatan pakaian	-6.1	-7.3	3.6	10.0	-3.1	-6.3	1.5	14.2	-7.4	-9.3	0.1	0.0	3.5	-18.8	18.3
	Industri lain	-1.4	-8.4	-10.5	17.9	10.6	-5.1	-1.2	6.5	-1.1	-3.9	-0.1	-0.1	-5.8	-9.8	-2.4
142 & 143	Pembuatan artikel daripada kulit bulu dan pakaian yang dikait dan dikrusye	-3.7	-3.6	-13.0	7.3	7.0	2.9	-6.6	-3.1	-0.1	-9.8	0.4	2.1	0.3	-7.9	1.1
151 (15110 & 15120)	Penyamakan dan pembersihan kulit, pembuatan begasi, beg tangan, pelana dan abah-abah pembersihan dan pewarnaan bulu	-2.0	-3.4	-4.3	11.3	-3.3	-3.8	2.0	7.5	-5.8	-0.2	0.0	-1.1	-0.1	-6.7	-8.0
152	Pembuatan kasut	2.3	-6.7	-4.5	15.0	3.3	-3.4	-2.6	6.5	4.8	-4.6	-0.4	0.0	-3.6	-7.7	-5.4
	15201 Pembuatan kasut kulit &															
	15203 Pembuatan kasut getah	1.4	-7.2	-4.3	17.9	2.2	-2.8	-2.0	6.7	6.0	-6.3	-1.2	0.4	-3.8	-7.0	-6.8
	Industri lain	4.6	-5.3	-4.9	7.9	6.4	-4.9	-4.1	5.9	1.8	-0.1	1.4	-1.1	-3.2	-9.3	-2.1
161/16100	Pengilangan dan pengetaman kayu	-7.5	-6.2	4.5	4.8	-4.1	-5.3	-2.3	0.9	-8.7	2.0	-5.4	-0.1	-3.0	-3.9	6.3

2022																Group Description/Period	
Ogo.	Sep.	Okt.	Nov.	Dis.	Jan.	Feb.	Mac	Apr.	Mei	Jun	Jul.	Ogo.	Sep.	Okt.	Nov.		Dis.
0.3	1.2	-0.9	9.1	0.4	-0.5	-9.0	-2.2	2.3	2.5	-1.9	-0.3	1.7	1.4	0.7	9.3	14.2	Processing and preserving of meat
-3.3	0.6	-0.1	-0.9	2.4	1.1	-4.5	-0.3	0.6	0.6	-0.4	1.4	-0.5	0.6	3.7	0.3	0.4	Processing and preserving of fish, crustaceans and molluscs
																	<i>Canning of fish, crustaceans and molluscs</i>
-4.5	2.2	-0.5	-1.0	2.1	0.6	-3.8	-1.4	1.1	0.0	0.8	-0.3	-1.2	1.1	4.8	1.7	1.4	<i>Processing, curing and preserving of fish, crustacean and molluscs</i>
1.8	-6.0	1.5	-0.7	3.3	3.1	-7.1	4.2	-1.4	3.0	-4.8	8.3	2.1	-1.4	-0.6	-5.3	-3.6	<i>Other industry</i>
-6.9	0.8	-1.0	0.1	2.3	8.1	-0.3	1.2	0.4	2.5	-0.1	0.6	-0.5	0.1	0.5	0.7	1.1	Processing and preserving of fruits and vegetable
																	<i>Pineapple canning</i>
-49.0	0.7	0.1	-3.2	7.7	-5.8	11.4	-7.3	-0.8	11.9	5.7	3.3	0.5	-1.8	0.05	1.7	5.5	<i>Manufacture of jams, marmalades and table jellies</i>
-2.1	0.8	-1.1	0.4	2.0	8.9	-0.9	1.7	0.5	2.0	-0.5	0.5	-0.6	0.2	0.5	0.7	0.8	<i>Other industry</i>
-10.2	10.2	-0.2	-1.9	9.6	-4.6	-0.1	-0.1	-0.3	1.0	1.6	1.8	-4.2	2.8	1.1	-1.3	13.9	Manufacture of vegetable and animal oils and fats
																	<i>Manufacture of crude and refined vegetable oil</i>
3.0	-0.8	0.1	-0.9	0.2	2.7	0.1	0.5	1.3	2.2	3.5	1.8	-2.5	-1.8	-1.6	1.3	0.0	<i>Manufacture of compound cooking fats</i>
0.3	5.5	-3.5	0.4	-0.1	11.1	1.7	0.1	2.4	0.9	1.0	-8.1	1.4	-1.1	-3.5	-0.1	1.6	<i>Manufacture of coconut oil</i>
-11.6	11.4	-0.1	-2.0	10.7	-5.6	-0.2	-0.1	-0.5	0.9	1.5	2.1	-4.5	3.3	1.5	-1.6	15.4	<i>Other industry</i>
1.6	-0.9	-0.5	-1.9	9.3	3.0	1.3	-0.7	4.4	0.9	-6.4	-0.8	1.3	-1.6	-3.7	3.0	-0.7	Manufacture of dairy products
1.4	-1.2	-0.6	-2.0	10.3	2.5	2.6	-1.8	4.5	1.6	-7.1	0.6	1.5	-1.4	-5.0	3.5	-1.1	<i>Manufacture of condensed, powdered and evaporated milk</i>
3.0	1.2	0.3	-1.6	2.3	7.2	-8.4	8.7	3.8	-3.8	-0.2	-10.9	-0.1	-2.6	7.1	-0.7	2.1	<i>Other industry</i>
-2.5	2.8	-0.5	-1.5	3.3	2.7	-4.0	0.9	2.2	-3.4	-0.2	2.4	1.3	-5.2	0.1	0.8	4.3	Manufacture of grain mill products, starches and starch products
0.4	5.8	-0.8	-2.6	0.0	5.3	-4.9	-0.1	1.0	-2.5	0.7	0.5	1.6	-1.1	-0.5	-0.6	1.8	<i>Rice milling</i>
-4.0	0.0	-0.4	-0.3	7.1	-0.9	-3.2	2.3	3.5	-4.2	-0.5	3.9	1.6	-10.4	0.1	2.6	6.8	<i>Flour milling</i>
-11.2	-0.1	2.0	-0.8	2.0	8.5	-3.2	-1.5	1.9	-4.0	-5.1	6.2	-3.3	1.5	4.1	0.3	5.6	<i>Other industry</i>
0.7	5.0	0.0	1.3	-0.1	1.7	-1.4	4.4	-2.1	1.0	2.2	-1.6	0.7	2.5	-0.3	1.9	4.1	Manufacture of other food products
2.8	4.7	2.7	3.6	-1.7	3.5	-4.0	3.8	0.3	1.9	3.1	-2.3	3.0	1.1	-1.3	2.5	-0.1	<i>Manufacture of biscuits and cookies</i>
1.1	3.4	0.3	1.2	-6.9	-3.9	-0.7	1.2	1.3	4.0	-0.2	-1.3	1.1	10.4	-3.8	1.3	-0.5	<i>Manufacture of bread, cakes and other bakery products</i>
2.1	1.7	-0.8	-2.3	7.9	6.7	-9.8	6.6	0.5	2.0	7.5	-3.7	0.5	0.8	-0.9	1.2	5.3	<i>Manufacture of snack products</i>
-1.6	5.0	-2.8	8.2	2.4	1.8	4.4	8.6	-13.5	3.2	-2.2	-4.8	1.1	1.5	4.0	-11.6	-18.9	<i>Manufacture of sugar</i>
2.8	7.4	0.0	-1.0	5.9	10.2	-7.1	8.4	8.9	-19.9	0.8	-0.4	2.9	1.7	1.0	1.4	-0.4	<i>Manufacture of cocoa products</i>
																	<i>Manufacture of chocolate and chocolate products</i>
-0.2	3.9	0.8	1.0	-0.4	6.6	0.4	14.3	-10.0	0.9	3.0	-1.1	0.3	-3.3	1.5	1.3	13.8	<i>Manufacture of sugar confectionery</i>
8.3	20.9	-5.7	2.2	-1.3	-8.8	-0.9	4.7	-6.0	1.7	4.8	-4.6	0.4	-1.0	1.1	0.2	14.9	<i>Manufacture of sauces and condiments</i>
-4.4	2.3	2.0	4.8	6.1	5.8	1.0	2.0	-0.8	-0.6	3.7	0.2	0.1	4.7	2.6	5.6	0.0	<i>Manufacture of other food products n.e.c.</i>
-0.8	3.1	0.5	-0.5	2.7	4.8	-1.1	3.7	-2.3	0.5	1.7	-1.1	0.02	-0.5	0.6	2.6	6.1	<i>Other industry</i>
-6.4	0.2	0.3	0.1	18.9	-13.6	-0.2	-0.2	-1.3	1.2	0.1	0.6	-0.2	-1.2	-0.1	0.2	21.3	Manufacture of prepared animal feeds
3.3	8.9	-0.3	5.6	6.5	-7.2	1.1	-4.7	2.6	-3.8	-1.0	-1.1	1.6	6.6	-0.04	5.2	9.4	Manufacture of beverages
1.0	11.0	0.0	6.7	8.5	-10.4	1.9	-5.6	4.3	-2.2	-1.8	-1.6	2.9	8.2	-0.2	7.2	11.3	<i>Manufacture of soft drinks</i>
4.1	3.8	-0.5	3.7	0.3	4.3	-1.4	-0.6	-1.3	-7.3	-0.7	0.5	-2.3	4.0	0.1	0.3	1.6	<i>Production of natural mineral waters and other bottled waters</i>
25.6	7.4	-2.4	0.9	7.3	-11.8	2.4	-12.0	1.1	-6.9	6.7	-2.1	2.4	-0.8	1.3	-0.4	15.1	<i>Other industry</i>
-3.4	11.1	4.4	0.4	27.3	-16.4	6.7	-5.0	-13.9	0.0	0.2	-0.01	-3.7	8.7	4.7	2.2	27.6	Manufacture of tobacco products
-2.7	2.0	4.2	5.4	5.2	-3.4	-0.3	-1.3	-2.0	2.8	-0.2	-0.4	0.4	3.3	0.3	0.8	3.0	Spinning, weaving and finishing of textiles
																	<i>Preparation and spinning of textile fibres</i>
-8.3	4.7	4.1	5.2	2.4	-0.7	0.8	-1.4	-3.1	2.7	-0.5	-0.4	0.4	6.1	-0.2	1.1	1.5	<i>Weaving of textiles</i>
8.1	-3.1	5.2	6.3	11.6	-9.5	-2.5	-1.1	0.2	2.9	1.0	-0.2	0.8	-2.5	1.5	-0.2	7.0	<i>Dyeing, bleaching, printing and finishing of yarns and fabrics</i>
38.2	-0.9	-2.8	0.5	0.9	4.9	-2.3	-0.1	0.3	3.4	-8.3	-1.9	-1.5	2.5	0.9	2.5	-4.4	<i>Other industry</i>
3.9	-0.2	0.9	-0.2	1.0	-4.5	-3.1	-1.6	0.1	2.1	-1.2	2.4	-0.01	1.2	0.8	2.6	-0.1	Manufacture of other textiles
4.2	-1.4	3.9	-0.4	1.8	-13.7	0.4	-8.8	-2.5	3.1	-2.1	0.9	0.1	0.3	3.3	6.1	-1.0	<i>Manufacture of knitted and crocheted fabrics</i>
3.7	0.4	-0.7	-0.1	0.6	0.6	-4.8	2.0	1.2	1.6	-0.9	3.1	-0.03	1.5	-0.2	1.2	0.3	<i>Other industry</i>
0.0	0.1	-0.3	12.6	11.0	-4.7	-6.8	-0.1	-1.2	-0.1	-7.2	4.9	-0.2	3.2	-0.6	9.2	11.1	Manufacture of wearing apparel, except fur
-0.1	-0.1	-0.9	9.7	12.5	-7.6	-8.4	0.1	-1.5	1.1	-7.8	6.2	-1.0	4.0	-0.6	9.8	15.8	<i>Manufacture of clothings</i>
0.5	0.3	1.0	19.8	7.7	2.0	-3.3	-0.3	-0.4	-2.3	-5.9	2.3	1.3	1.6	-0.7	7.8	1.1	<i>Other industry</i>
-15.5	4.1	-2.3	16.1	6.8	7.4	-15.1	3.9	1.6	7.0	-0.4	-0.8	-11.5	-0.1	-1.1	0.8	5.4	Manufacture of articles of fur, knitted and crocheted apparel
																	<i>Tanning and dressing of leather; manufacture of luggage, handbags, saddlery and harness; dressing and dyeing of fur</i>
9.8	6.8	2.9	1.3	-1.0	-0.5	-3.3	-0.9	-1.6	0.4	-2.2	-4.2	9.4	4.4	-0.2	1.1	3.0	
9.8	4.0	6.7	1.4	3.1	1.7	-0.9	-0.7	-0.1	-1.9	-3.7	-4.6	5.4	5.0	0.2	0.1	3.5	Manufacture of footwear
																	<i>Manufacture of leather footwear</i>
12.5	2.4	9.5	1.0	4.2	0.8	-1.6	-1.8	0.4	-0.5	-3.4	-4.8	5.5	5.2	-0.1	-0.8	6.1	<i>Manufacture of rubber footwear</i>
3.5	7.8	0.0	2.2	0.2	4.3	0.8	2.0	-1.3	-5.5	-4.4	-4.0	5.2	4.3	0.8	2.4	-3.1	<i>Other industry</i>
-0.4	6.6	-0.1	-0.6	3.3	-5.3	1.5	-5.1	-0.9	-2.4	0.3	-2.0	-0.7	2.2	-0.4	-1.1	2.4	Sawmilling and planning of wood

Kod Kumpulan Group code	Keterangan Kumpulan/Tempoh	2021				2022				2021						
		Q1	Q2	Q3	Q4	Q1	Q2	Q3	Q4	Jan.	Feb.	Mac	Apr.	Mei	Jun	Jul.
162	Pembuatan produk daripada kayu, gabus, jerami dan bahan jalinan lain	3.3	-2.2	5.4	6.5	0.4	-1.8	2.2	2.9	3.8	-3.1	0.9	-0.8	0.1	-3.1	4.0
16211	Pembuatan kepingan venier dan papan lapis	-1.1	-3.2	11.3	9.3	-4.8	-3.5	6.8	3.8	-0.7	-1.6	0.4	-3.1	1.3	-2.1	6.1
16212	Pembuatan papan partikel dan papan gentian	3.1	3.0	2.2	12.5	8.4	0.3	-2.6	0.0	2.6	-3.6	2.4	-1.8	8.2	-2.6	-2.2
16221	Pertukangan kayu untuk jurubina Industri lain	12.2	-0.7	-1.2	-0.9	6.4	-0.2	-0.4	2.8	11.5	-0.5	0.2	3.8	-3.8	-5.6	5.0
		5.4	-5.0	0.5	2.7	2.8	-0.5	-3.1	2.8	8.5	-9.8	2.4	0.2	-3.5	-3.0	2.1
170	Pembuatan kertas dan produk kertas	7.6	-0.6	-1.4	4.6	1.2	-1.5	0.7	4.1	0.2	0.2	2.6	-0.8	-2.5	0.0	-2.5
17010	Pembuatan pulpa, kertas dan kertas tebal	-2.1	0.9	4.2	11.8	-1.0	1.5	1.6	0.0	-0.5	0.8	1.1	-3.2	3.9	1.4	1.1
17020	Pembuatan kertas gelugur dan kertas tebal dan bekas daripada kertas dan kertas tebal	7.7	2.6	-4.4	3.5	-1.7	2.6	3.1	4.0	-0.2	-1.1	6.5	-1.5	-0.1	0.9	-8.8
17091	Pembuatan sampul surat dan kad surat	3.8	3.6	0.9	-1.5	-8.8	-2.2	2.3	1.2	-0.8	5.8	-0.8	-0.5	4.2	-0.4	0.8
17092	Pembuatan kertas kegunaan rumah dan pembersih peribadi	1.4	1.4	-3.1	2.2	12.4	-4.9	-2.8	3.8	2.6	-0.3	-0.5	10.2	-13.3	4.6	-1.3
17093	Pembuatan kertas bergam atau pelekat yang berjalur atau bergulung dan label dan kertas dinding Industri lain	-3.3	-13.9	5.3	3.7	-6.1	-11.4	-2.2	7.0	-2.7	-1.8	0.3	-9.2	-5.2	-4.1	9.3
		18.6	1.4	-3.4	5.9	9.9	-0.8	-0.3	7.3	3.4	7.0	-0.3	0.2	1.9	-6.1	-1.0
181 & 182	Percetakan, aktiviti perkhidmatan berkaitan percetakan dan penerbitan semula media rakaman	5.8	-1.9	-7.7	6.2	5.3	-1.3	-3.2	6.1	-0.3	-4.4	2.3	-1.6	1.8	-4.3	-3.9
18110	Percetakan	5.2	-0.6	-8.0	6.2	4.8	0.2	-3.6	6.2	-0.6	-5.1	2.6	-0.9	2.5	-4.0	-4.2
18120	Aktiviti perkhidmatan berkaitan percetakan &	9.0	-8.4	-6.0	6.4	8.4	-9.1	-0.7	5.5	1.3	-0.9	0.5	-5.3	-2.0	-5.8	-2.1
18200	Penerbitan semula media rakaman															
192 (19201 & 19202)	Pembuatan produk petroleum bertapis	0.0	-15.4	8.2	9.9	1.2	-15.4	8.5	8.3	-10.6	-2.9	16.6	-24.9	-0.8	10.5	-2.6
201	Pembuatan kimia asas, baja dan sebatian nitrogen, plastik dan getah sintetik dalam bentuk primer	5.2	-2.2	5.4	-2.8	4.4	-1.5	2.6	0.6	-2.2	1.5	4.0	-5.8	-4.6	11.9	-0.2
20111	Pembuatan gas perindustrian atau perubatan bukan organik dalam bentuk cecair atau mampat	14.3	1.0	2.7	2.9	24.5	-0.1	5.0	-3.2	18.5	-1.8	1.8	-0.2	-2.4	6.8	-1.6
20112	Pembuatan kimia organik asas &	5.7	-2.4	9.5	-4.3	5.4	-2.4	5.8	-0.1	-2.2	1.8	1.1	-4.2	-8.5	20.5	0.2
20113	Pembuatan sebatian bukan organik															
20121	Pembuatan baja &	10.5	-5.6	0.7	-9.8	4.4	-7.3	-0.7	2.7	-0.3	2.9	11.2	-14.7	-0.4	8.0	-2.0
20129	Pembuatan produk campuran nitrogen															
20131	Pembuatan plastik dalam bentuk primer Industri lain	0.0	-1.6	1.9	1.3	-3.8	1.5	-3.3	2.4	-7.3	0.7	7.4	-6.8	-0.3	2.3	0.7
		4.9	1.7	-3.8	0.8	11.3	3.7	2.3	0.9	-4.3	5.1	0.3	0.8	-0.1	-2.3	-4.9
202 & 203	Pembuatan produk kimia lain dan serat buatan manusia	4.5	-8.2	-4.8	8.6	3.4	-7.3	0.4	4.5	-4.6	0.2	2.9	-8.2	-2.0	-1.9	-2.8
20210	Pembuatan racun perosak dan produk agrokimia lain	34.1	-3.4	-2.2	-4.8	18.1	-0.7	-8.0	4.5	33.9	-9.9	11.2	-6.1	0.4	-2.6	2.1
20221	Pembuatan cat, varnis dan penyadur dan mastik	8.6	-10.6	0.3	5.8	14.0	-13.7	0.6	8.8	15.3	-18.7	2.9	-2.6	-2.9	-3.8	6.2
20222	Pembuatan dakwat cetak	0.2	-12.6	-6.7	2.7	-5.3	-7.3	-2.1	2.1	-7.6	-1.4	12.2	-10.4	-12.3	-2.9	0.2
20231	Pembuatan sabun dan bahan pencuci, penyediaan &	2.2	-13.2	-6.1	4.8	5.5	-14.0	2.0	6.6	-12.5	7.6	0.8	-15.8	1.4	-2.7	-5.4
20232	Pembuatan pewangi dan penyediaan dandanan diri															
20291	Pembuatan plat fotografi, filem, sensitized paper dan other &															
20292	sensitized unexposed materials &	0.6	-0.9	-5.7	20.5	-4.0	-0.1	2.3	2.1	-10.4	5.0	0.0	-0.9	-2.5	0.2	-5.9
20299	Pembuatan produk kimia lain t.t.t.l. Industri lain	2.0	2.2	-4.1	-0.3	5.6	6.1	-1.2	-5.9	-0.5	-0.6	-0.5	-0.4	6.8	-3.7	-4.7
210	Pembuatan produk farmaseutikal, kimia perubatan dan botani	-1.9	8.9	1.7	3.0	-4.5	8.7	3.3	4.4	-10.1	0.2	-0.4	12.6	-4.7	0.2	1.5
21001	Pembuatan bahan aktif ubat-ubatan untuk digunakan oleh bidang farmakologi dalam pembuatan ubat-ubatan Industri lain	-2.6	8.7	-0.7	6.1	-6.1	8.9	2.3	7.0	-10.3	0.0	-0.4	12.5	-5.3	1.3	-2.1
		1.2	9.8	11.3	-8.2	1.8	8.0	6.9	-5.3	-9.1	0.8	-0.6	13.3	-2.3	-4.4	16.7
221	Pembuatan produk getah	-6.2	15.3	4.9	-9.9	-6.4	13.3	2.5	-7.9	-6.1	-6.6	2.0	2.8	10.5	17.0	-5.8
22111	Pembuatan tayar getah untuk kenderaan	-7.9	17.7	-1.4	-5.8	-7.0	19.8	7.0	-4.3	-1.0	-12.1	19.3	0.1	15.5	-2.5	-0.8
22112	Pembuatan bunga tayar yang boleh ditukar ganti dan tayar celup	5.1	7.2	-4.2	3.4	1.7	13.9	2.2	0.8	3.0	-7.6	24.3	-0.4	-1.9	-8.3	-1.8
22191	Pembuatan produk lain daripada getah asli atau sintetik, &	4.5	5.1	1.4	-6.8	4.0	8.0	5.7	-6.0	-0.3	0.5	5.2	0.4	2.5	-1.7	1.4
22193	Pengilangan semula getah dan prosesan susu getah															
22192	Pembuatan sarung tangan getah	-12.9	32.4	11.2	-15.8	-12.2	19.0	1.4	-11.7	-11.0	-8.5	-1.7	5.2	26.5	32.1	-9.2
22199	Pembuatan tandas daripada getah lain yang t.t.t.l.	1.9	-13.0	-7.7	6.0	1.1	-0.4	0.3	-1.0	-1.2	-5.6	-0.7	1.2	-18.2	0.8	-1.5
222	Pembuatan produk plastik	0.3	6.3	-6.3	0.8	-0.7	8.9	0.0	0.3	-1.5	0.4	5.5	3.3	2.3	-6.7	-4.2
22201	Pembuatan produk plastik separa siap &	-4.7	7.6	-6.8	0.9	-4.3	10.7	-0.4	4.7	-5.4	4.7	1.8	5.1	4.9	-10.4	-4.9
22202	Pembuatan produk plastik siap															
22203	Pembuatan artikel plastik untuk pembungkusan barangan	2.9	14.0	-7.2	0.8	1.1	17.1	0.2	6.5	0.0	-6.6	21.6	3.5	1.3	-4.9	-4.8
22204	Pembuatan barangan plastik jurubina	5.3	1.4	-15.7	7.4	4.9	4.9	-2.6	4.8	4.1	-3.8	8.7	0.5	0.5	-10.6	-8.9
22205	Pembuatan pinggan mangkuk, peralatan dapur dan barangan tandas daripada plastik	4.9	1.5	-1.3	2.1	2.3	2.3	1.5	-4.7	0.3	0.2	5.0	-1.2	1.9	-5.5	-3.7
22209	Pembuatan pelbagai produk plastik t.t.t.l.	3.1	2.1	-6.1	0.1	1.1	3.9	0.0	-7.4	0.9	0.5	0.8	2.4	0.5	-4.1	-3.0
231 (23101 & 23102 & 23109)	Pembuatan kaca dan produk kaca	8.7	6.4	-1.9	13.4	1.8	2.2	4.5	7.6	2.5	0.1	1.8	2.7	4.6	-2.0	-2.6

2022																Group Description/Period	
Ogo.	Sep.	Okt.	Nov.	Dis.	Jan.	Feb.	Mar.	Apr.	Mei	Jun	Jul.	Ogo.	Sep.	Okt.	Nov.		Dis.
1.8	6.5	0.4	0.7	2.0	0.7	-2.5	-0.3	-0.7	0.9	-1.9	2.5	0.6	0.8	0.6	0.6	3.2	Manufacture of products of wood, cork, straw and plaiting materials
2.8	11.6	-0.3	-0.1	3.7	-5.5	-1.9	-1.1	-2.8	1.9	-1.6	4.4	3.2	1.9	-0.6	2.3	1.5	Manufacture of veneer sheets and plywood
1.6	7.7	1.4	7.6	-0.2	6.3	-1.4	1.8	1.0	-1.6	-1.2	-0.4	-0.7	-1.3	-0.3	0.5	3.4	Manufacture of particle board and fibreboard
-1.3	0.2	0.8	-3.6	3.1	7.1	-1.5	-1.3	2.0	0.3	-3.0	3.8	-3.1	-0.2	3.7	-5.0	11.7	Manufacture of builders' carpentry
3.2	-1.2	1.1	3.4	-2.7	7.9	-6.7	1.3	0.8	1.3	-1.9	-1.8	-1.1	0.7	1.5	2.7	-2.0	Other industry
1.1	3.8	0.9	1.1	0.2	0.0	2.1	-1.9	-0.8	-0.8	1.4	-1.0	0.8	1.6	0.7	0.4	5.2	Manufacture of paper and paper products
-1.4	5.4	7.2	4.5	-5.3	1.3	0.5	-1.5	-2.4	4.5	5.4	-2.5	-0.4	-1.4	3.9	-1.4	-5.4	Manufacture of pulp, paper and paperboard
5.0	2.5	0.2	0.3	-0.3	2.0	-5.1	-0.2	3.8	0.4	1.3	-0.9	3.5	1.9	-0.5	2.1	1.9	Manufacture of corrugated paper and paperboard and of containers of paper and paperboard
-1.3	-0.6	-0.8	0.4	-0.3	-3.9	-6.9	-1.4	-1.7	4.5	-0.2	1.1	-1.2	2.4	0.1	-1.9	3.6	Manufacture of envelopes and letter-card
-2.7	5.9	-0.3	-0.6	0.0	-4.0	30.4	-6.5	-3.1	-8.4	0.8	0.3	-2.5	3.3	-0.6	-3.1	15.9	Manufacture of household and personal hygiene paper
-2.5	7.8	-0.9	0.3	0.5	-6.4	0.7	-1.7	-10.1	-1.5	1.2	-3.7	-0.6	5.0	3.0	1.3	-0.5	Manufacture of gummed or adhesive paper in strips or rolls and labels and wall paper
2.0	-0.8	0.2	3.3	9.9	6.0	-5.3	-0.1	1.0	1.1	-1.9	1.2	-0.1	-1.5	0.2	1.8	20.8	Other industry
0.4	-5.8	3.0	4.4	12.4	-1.2	-4.7	2.0	-2.1	1.9	-0.4	-2.7	0.2	-2.9	3.2	3.8	6.6	Printing, service activities related to printing and reproduction of recorded media
0.0	-6.4	3.2	4.8	12.8	-2.3	-4.8	2.7	-1.2	2.1	-0.2	-3.2	-0.1	-2.8	3.4	3.2	7.3	Printing
2.4	-2.8	2.2	2.7	10.3	4.3	-4.2	-1.9	-6.7	0.9	-1.7	0.1	1.7	-3.2	1.7	6.6	2.9	Service activities related to printing
																	Reproduction of recorded media
-0.6	14.3	-0.6	-4.8	15.1	-10.8	-0.7	16.9	-25.1	-0.1	7.4	-0.4	0.9	10.2	-0.5	-4.8	16.1	Manufacture of refined petroleum products
-0.4	-0.1	-3.5	-2.1	7.2	-2.4	1.7	5.2	-5.4	-2.3	5.1	1.4	-1.8	-0.7	0.3	-0.6	5.3	Manufacture of basic chemicals, fertilizer and nitrogen compounds, plastics and synthetic rubber in primary forms
2.4	-2.5	0.5	4.8	0.1	20.6	2.3	0.1	-0.9	-3.3	6.6	-0.5	5.1	-3.4	1.3	-5.7	0.1	Manufacture of liquefied or compressed inorganic industrial or medical gases
-2.0	3.1	-5.7	-3.6	8.0	0.1	0.7	2.5	-5.3	-2.6	8.5	2.2	-1.5	-0.2	0.3	-3.0	7.0	Manufacture of basic organic chemicals
2.3	-11.0	-2.8	-5.3	10.2	-9.9	10.2	10.4	-16.5	1.4	-0.1	1.8	-4.4	0.4	-0.3	1.7	9.6	Manufacture of inorganic compounds
0.2	-0.9	-0.7	0.2	7.0	-11.3	-0.2	11.4	-3.6	-3.2	0.9	0.1	-3.7	-1.1	0.1	5.5	2.3	Manufacture of associated nitrogen products
4.1	0.1	-0.3	-2.7	4.6	5.7	4.7	0.2	1.8	0.4	0.0	3.5	-2.0	0.2	-0.04	-0.3	4.9	Manufacture of plastics in primary forms
-1.9	3.5	1.3	2.0	11.9	-4.5	-1.2	2.1	-6.2	-3.3	-0.1	3.2	-1.5	-1.4	0.03	0.8	16.3	Manufacture of other chemical products and man-made fibres
-5.8	3.9	-6.6	5.7	-6.8	21.6	-10.2	22.8	-1.0	-11.9	-3.9	1.0	-8.2	10.8	-0.6	2.0	-0.5	Manufacture of pesticides and other agrochemical products
-5.6	5.1	0.3	1.0	10.1	14.8	-11.2	1.2	-5.7	-9.0	1.9	3.5	-1.7	0.8	2.3	0.4	18.2	Manufacture of paints, varnishes and similar coatings ink and
-1.0	0.3	-0.4	3.5	2.9	-7.4	-2.1	1.8	-3.3	-5.3	-3.3	1.3	1.3	-0.8	1.3	-0.4	3.6	Manufacture of printing ink
-2.3	6.8	-4.6	0.1	18.1	-10.7	9.4	-0.4	-14.6	-3.7	1.7	0.8	3.2	-2.2	-1.9	1.6	23.8	Manufacture of soap and detergents, cleaning and polishing preparations
																	Manufacture of perfumes and toilet preparations
1.0	0.8	11.6	2.8	15.1	-10.8	-3.7	-0.3	-0.1	2.5	-0.4	6.4	-4.4	-4.6	0.8	0.4	17.6	Manufacture of photographic plates, films, sensitized paper and other sensitized unexposed materials
																	Manufacture of writing and drawing ink
3.9	-4.8	0.0	3.8	-2.4	5.7	0.7	-0.3	3.2	5.0	-1.5	-1.4	1.6	-4.4	-1.6	-1.8	-2.1	Manufacture of other chemical products n.e.c.
3.4	-1.7	1.7	-5.6	15.9	-10.3	-2.3	0.0	12.7	-4.5	0.7	2.3	3.5	-0.8	2.3	-5.1	15.2	Manufacture of pharmaceuticals, medicinal chemical and botanical products
4.5	-1.6	3.5	-5.7	18.6	-12.5	-3.5	1.0	12.8	-4.6	0.5	1.5	3.3	-0.3	4.3	-6.6	19.6	Manufacture of medicinal active substances to be used for their pharmacological properties in the manufacture of medicaments
-0.3	-2.2	-5.1	-5.1	5.4	-0.1	2.2	-3.7	12.4	-4.1	1.6	5.5	4.0	-2.7	-5.0	1.3	-1.8	Other industry
-0.9	-5.5	-3.6	-6.0	4.5	-4.9	-3.9	0.7	4.6	9.0	9.1	-4.1	-0.4	-4.3	-4.0	0.03	-3.2	Manufacture of rubber products
-4.3	-1.8	-2.4	-2.9	3.5	-5.6	-12.4	18.5	-0.7	18.9	0.6	-0.7	4.6	-3.8	-3.5	1.4	-1.9	Manufacture of rubber tyres for vehicles
3.8	4.8	1.9	-2.6	-3.5	3.1	-7.9	23.6	0.4	1.0	2.8	-2.1	3.2	-0.1	1.7	-1.2	-3.2	Manufacture of interchangeable tyre treads and retreading rubber tyres
-0.2	1.6	-8.0	-4.1	9.8	-3.1	0.8	5.2	2.7	0.7	3.0	1.7	1.7	1.8	-8.7	-0.01	3.4	Manufacture of other products of natural or synthetic rubber, unvulcanized, vulcanized or hardened
-0.7	-10.0	-3.9	-9.2	1.5	-6.2	-5.0	-2.8	6.0	16.4	14.2	-7.1	-3.1	-7.2	-4.0	0.7	-7.9	Rubber remilling and latex processing
-0.7	2.0	0.6	1.2	10.6	-3.7	-1.1	-4.0	5.8	-6.3	4.1	-1.5	3.2	-2.3	-0.1	-2.3	3.5	Manufacture of rubber gloves
2.5	0.0	0.3	-0.8	0.8	-2.4	-1.1	6.9	3.7	2.8	-2.9	-0.4	2.4	-0.4	-0.7	-1.8	5.2	Manufacture of plastics products
6.5	-1.1	0.2	0.7	-3.2	-4.8	1.3	5.0	5.2	6.6	-8.1	0.7	5.1	-2.2	1.5	-0.03	8.9	Manufacture of semi-manufactures of plastic products
1.6	-1.6	0.9	-1.0	3.2	-3.1	-7.2	23.6	4.0	2.4	-3.0	0.8	2.0	-2.1	6.4	-0.9	4.3	Manufacture of finished plastic products
-2.6	4.5	1.2	2.7	6.3	0.7	-5.5	9.1	1.9	1.9	-6.4	0.5	0.4	1.2	1.5	-1.5	10.1	Manufacture of plastic articles for the packing of goods
8.3	0.9	0.6	-5.1	5.4	-1.5	0.8	4.7	-0.5	-0.7	-0.1	0.4	1.9	0.4	-2.7	-5.7	2.7	Manufacture of builders' plastics ware
-1.7	1.7	-0.2	-1.4	2.3	0.1	0.1	-0.3	3.1	0.1	2.5	-2.5	0.2	2.4	-7.4	-3.5	2.1	Manufacture of plastic tableware, kitchenware and toilet articles
																	Manufacture of diverse plastic products n.e.c.
-6.4	15.8	3.4	-1.8	9.5	-0.3	-5.6	1.4	-0.1	7.0	-3.4	2.4	-0.8	8.3	-0.5	0.5	7.6	Manufacture of glass and glass products

Kod Kumpulan Group code	Keterangan Kumpulan/Tempoh	2021				2022				2021						
		Q1	Q2	Q3	Q4	Q1	Q2	Q3	Q4	Jan.	Feb.	Mac	Apr.	Mei	Jun	Jul.
239	Pembuatan pengeluaran galian bukan logam t.t.t.l.	-1.0	-0.2	-3.3	4.4	0.1	2.0	-0.4	2.0	-1.8	-2.6	3.6	-0.3	1.1	-6.1	-0.3
23911	Pembuatan mortar refraktori dan konkrit &	-6.0	-1.0	-1.5	-8.0	-12.9	5.3	1.6	2.3	-2.2	-8.9	5.4	0.6	0.0	-5.9	2.0
23921	Pembuatan seramik bukan refraktori															
23930	Pembuatan produk porselin dan seramik lain	-1.9	-7.3	-1.8	6.0	8.9	-1.6	-2.2	-2.0	5.0	-11.7	2.4	-8.8	9.0	-4.1	-5.3
23941	Pembuatan simen hidrolik	0.0	6.0	-11.0	3.8	-1.6	0.3	-2.5	3.7	-11.0	-5.2	8.3	5.0	-0.5	-6.6	-7.2
23951	Pembuatan konkrit dan mortar siap bancuh dan banchuan kering	2.7	0.8	-1.6	4.6	2.8	2.2	1.0	-1.2	0.5	-3.6	8.1	-4.4	3.3	-2.3	-0.4
23952	Pembuatan konkrit pratuangan, simen atau artikel batu buatan yang digunakan dalam pembinaan;															
23953	Pembuatan komponen struktur pasang siap untuk bangunan atau kejuruteraan awam dari simen, batu atau konkrit buatan	-1.3	-1.6	-2.4	3.5	0.0	1.1	0.2	1.2	0.4	2.5	-0.1	-0.5	2.0	-9.5	3.6
23959	Pembuatan artikel konkrit, simen dan plaster lain t.t.t.l.															
23990	Pembuatan produk mineral bukan logam lain t.t.t.l. Industri lain	-2.0	-4.5	0.0	14.9	0.3	-0.3	-0.8	8.3	-5.3	-3.0	-0.9	-7.8	9.5	-2.7	-4.3
		0.1	8.7	-9.1	5.8	5.1	8.4	-3.7	2.9	-2.9	-4.2	9.9	16.9	-14.3	-6.5	-2.7
241 (24101 & 24102 & 24103 & 24104 & 24109)	Pembuatan besi dan keluli asas	5.0	-8.5	-2.8	12.8	6.7	-4.7	-5.7	6.9	-0.2	-3.0	1.8	-5.5	-4.1	-2.0	-4.4
242 (24201 & 24202 & 24209)	Pembuatan logam asas berharga dan logam bukan ferus lain	4.3	-0.6	-3.1	8.2	-1.6	-7.9	0.1	6.5	-4.8	-1.7	4.1	-4.6	5.0	-3.6	-3.3
243	Pengacuan logam	3.1	-5.6	-1.1	5.9	1.0	-5.6	1.4	3.0	-1.4	0.0	4.3	-6.5	-0.6	-4.4	-1.4
251 & 252	Pembuatan produk struktur logam, tangki, takungan, penjana wap, senjata dan peluru	-0.3	-7.0	-0.3	5.2	-0.3	-2.7	0.2	4.9	-0.6	-1.5	0.4	-3.9	-0.4	-8.1	5.6
25113	Pembuatan pintu, tingkap dan bingkai, penutup tingkap dan pintu pagar daripada logam	-5.9	-9.9	-4.1	4.6	-1.2	-4.2	-1.1	7.6	-3.1	-5.8	0.1	-3.1	-1.2	-13.1	5.4
25119	Pembuatan produk struktur logam lain															
25120	Pembuatan tangki, takungan dan kontena daripada logam Industri lain	4.8	-1.9	10.0	6.5	-0.3	-1.4	2.5	1.0	-1.0	6.5	-0.2	-4.9	1.7	0.2	9.7
		16.5	-6.4	-10.4	3.6	3.4	-0.3	-1.9	6.3	14.1	-0.8	3.1	-4.3	-2.3	-7.2	-4.6
259	Pembuatan lain-lain produk yang direka daripada logam; aktiviti perkhidmatan kerja logam	2.1	-5.6	0.3	9.8	0.5	-4.4	-0.6	4.8	-0.7	-2.2	-3.1	-2.7	1.1	-2.4	-1.9
25910	Tempaan, tekanan, hentakan dan bentuk gelekkan logam; serbuk metalurgi	3.2	-2.7	-0.9	5.2	-1.4	-3.1	-3.1	3.4	-0.4	-5.5	-1.8	0.1	1.1	-1.2	-1.2
25920	Rawatan dan penyulutan logam; menggunakan mesin	5.1	-3.5	-8.1	10.1	3.3	-1.8	-7.1	4.4	-3.7	1.1	-3.0	-3.7	4.2	-2.6	-7.9
25991	Pembuatan tin untuk produk makanan dan minuman, tiub dan kotak boleh dilipat	-3.8	-9.8	4.6	18.9	-5.6	-2.3	8.4	14.6	-4.1	-0.2	-12.3	0.3	-2.5	0.2	-2.4
25992	Pembuatan kabel, plaited bands (jalur/pita berpintal) dan artikel seumpamanya daripada logam															
25993	Pembuatan bolt, skru, nat dan produk uliran seumpamanya	5.2	-8.4	10.1	18.9	1.5	-7.9	3.2	5.1	1.1	2.0	-1.0	-10.0	3.5	-1.8	-0.9
25994	Pembuatan barangan rumah daripada logam	6.8	-3.1	-11.6	-3.3	-0.9	5.5	1.7	-6.3	6.3	3.9	0.9	-0.3	-0.1	-13.4	1.6
25999	Pembuatan produk lain yang direka daripada logam t.t.t.l. Industri lain	4.4	-4.0	-3.0	3.6	6.5	-1.4	-1.7	1.3	1.5	-1.1	-2.8	0.0	-0.6	-3.9	-1.9
		-13.0	-8.3	-0.7	1.9	-13.3	-19.7	-8.9	6.0	-4.3	-18.6	0.0	0.1	-0.9	-2.7	4.4
261	Pembuatan komponen dan papan elektronik	7.2	-3.2	-4.8	9.1	4.1	-5.0	-3.4	7.1	-2.2	6.8	-7.9	-0.5	0.0	1.7	-6.3
26101	Pembuatan diod, transistor dan alatan semikonduktor yang seumpamanya															
26102	Pembuatan litar elektronik bersepadu dengan pemasangan mikro	7.7	0.2	-4.0	6.9	1.6	-2.7	-4.1	5.4	-2.0	6.2	-4.5	-1.0	0.1	6.9	-9.5
26103	Pembuatan kapasitor dan perintang elektrik															
26104	Pembuatan papan litar bercetak	8.1	-9.5	-6.2	14.8	8.6	-10.0	-1.3	11.1	-2.1	9.4	-14.9	0.8	-0.2	-7.8	0.9
26105	Pembuatan komponen paparan															
26109	Pembuatan komponen lain untuk aplikasi elektronik	-6.0	-8.2	-7.9	4.4	9.9	-1.5	-6.6	2.5	-4.5	-3.6	-4.2	-1.1	0.0	-9.9	-2.1
262 (26201 & 26202)	Pembuatan komputer dan kelengkapan peranti	7.1	-6.7	3.5	8.5	-1.6	-0.3	-0.9	7.5	-2.7	-3.4	0.5	-6.0	-0.1	0.5	-4.2
263/ 26300	Pembuatan peralatan komunikasi	-1.5	12.5	-6.9	14.3	6.4	1.1	-4.6	13.0	12.4	-9.4	10.3	19.5	-15.8	6.5	-8.5
264/ 26400	Pembuatan peralatan elektronik pengguna	-9.2	-3.2	1.1	13.7	5.4	-0.7	4.9	-0.2	-1.9	-19.2	5.0	1.9	0.3	-3.2	-5.9
265	Pembuatan kelengkapan mengukur, menguji, memandu arah dan kawalan; jam tangan dan jam	-0.3	-1.9	2.9	13.7	10.9	11.9	8.8	12.2	-5.9	-5.7	3.1	-0.3	0.2	-5.3	2.4
26511	Pembuatan kelengkapan mengukur, menguji, memandu arah dan kawalan	0.5	-2.4	3.4	13.9	11.7	13.6	9.1	12.8	-4.7	-6.6	3.6	-0.5	0.1	-5.9	2.9
26512	Pembuatan kelengkapan kawalan proses perindustrian															
26520	Pembuatan jam tangan dan jam dan bahagiannya	-7.4	2.9	-1.1	11.8	3.1	-6.2	5.6	4.8	-16.6	4.5	-0.9	1.0	1.4	0.2	-2.3
266/ 26600	Pembuatan peralatan penyinaran, perubatan elektro dan elektroterapeutik	20.4	15.0	-1.1	-7.8	4.9	4.2	-1.4	1.9	18.1	5.0	18.1	-1.3	0.6	7.9	-3.8

2022																	Group Description/Period
Ogo.	Sep.	Okt.	Nov.	Dis.	Jan.	Feb.	Mac	Apr.	Mei	Jun	Jul.	Ogo.	Sep.	Okt.	Nov.	Dis.	
0.4	1.8	0.3	2.5	2.8	-2.2	-2.2	3.6	-0.2	0.8	0.1	-0.5	-1.1	1.5	0.5	0.04	2.6	Manufacture of non-metallic mineral products
																	<i>Manufacture of refractory mortars and concretes</i>
0.6	0.7	0.0	-14.8	4.9	-12.5	-0.6	7.0	-3.4	8.6	-3.7	3.6	-3.1	-0.3	1.0	-0.8	9.4	<i>Manufacture of non-refractory ceramic</i>
4.2	2.5	1.8	-2.7	8.8	-0.3	9.9	-6.4	-5.6	7.8	1.1	-6.8	1.8	1.0	-0.9	-3.4	-0.4	<i>Manufacture of other porcelain and ceramic products</i>
-0.5	2.7	0.0	0.2	5.8	2.4	-12.1	1.9	1.8	3.7	-2.1	-0.8	-5.8	7.6	-2.9	0.9	9.4	<i>Manufacture of hydraulic cement</i>
-1.7	1.1	-0.1	2.6	8.2	-3.6	-3.5	8.5	-0.5	-3.0	1.4	0.3	1.5	-0.6	1.5	-6.0	3.8	<i>Manufacture of ready-mix and dry-mix concrete and mortars</i>
																	<i>Manufacture of precast concrete, cement or artificial stone articles for use in construction</i>
-0.5	1.2	-0.2	9.3	-8.9	3.6	-0.8	0.9	-1.0	2.0	1.2	0.6	-3.4	1.4	0.1	5.0	-5.5	<i>Manufacture of prefabricated structural components for building or civil engineering of cement, concrete or artificial stone</i>
																	<i>Manufacture of other articles of concrete, cement and plaster n.e.c.</i>
2.6	4.6	2.2	2.0	20.0	-10.5	-2.3	1.6	-6.6	10.0	-0.4	-5.1	0.9	3.2	2.3	-2.0	14.1	<i>Manufacture of other non-metallic mineral products n.e.c.</i>
3.8	2.0	0.3	1.4	5.7	-0.7	-2.6	10.1	14.8	-15.6	-0.8	0.8	2.3	1.2	0.1	0.05	3.7	<i>Other industry</i>
2.0	9.4	-0.1	2.1	13.1	-1.8	-2.3	3.6	-4.0	-2.7	-1.5	-4.9	0.1	2.9	-0.02	0.7	13.1	Manufacture of basic iron and steel
-1.1	5.6	2.8	-1.8	9.7	-3.3	-1.7	-8.1	-3.3	3.4	-2.5	-1.0	2.0	1.0	2.0	0.2	8.7	Manufacture of basic precious and other non-ferrous metals
2.7	5.2	0.7	0.0	2.5	-0.9	0.7	-1.0	-3.6	-1.4	-2.3	3.3	-1.4	3.2	-0.4	0.2	5.0	Casting of metals
-2.9	6.3	1.3	0.3	1.6	1.6	-4.1	-0.8	-0.9	1.4	-2.7	1.8	-2.3	3.9	0.8	2.4	2.1	Manufacture of structural metal products, tanks, reservoirs , steam generators , weapons and ammunition
																	<i>Manufacture of metal doors, windows and their frames, shutters and gates</i>
-1.7	5.2	0.6	0.2	3.1	1.4	-6.4	-1.1	0.2	0.9	-6.2	2.6	-3.5	8.4	-0.5	3.1	4.7	<i>Manufacture of other structural metal products</i>
-4.3	7.8	2.5	0.6	-0.4	0.7	-0.8	-1.1	-2.3	2.5	0.7	2.0	-1.2	0.2	1.3	0.1	-0.5	<i>Manufacture of tanks, reservoirs and containers of metal</i>
-3.7	6.5	0.6	-0.4	1.0	5.1	-3.8	1.6	-1.1	0.4	2.3	-2.2	-0.4	-3.1	4.5	6.7	-1.2	<i>Other industry</i>
1.1	8.6	0.6	1.0	7.0	-2.2	-3.0	-0.2	-4.3	2.1	-1.3	-1.5	1.2	0.9	0.7	1.0	7.0	Manufacture of other fabricated metal products; metal working service activities
																	<i>Forging, pressing, stamping and roll-forming of metal; powder metallurgy</i>
0.7	0.8	0.7	-0.3	11.6	-7.6	0.1	-2.2	-1.1	1.9	-5.3	-1.1	2.5	-1.8	0.1	-0.8	12.8	<i>Treatment and coating of metals; machining</i>
-0.9	2.3	1.9	3.7	12.4	-5.3	1.6	-3.4	-3.1	3.7	2.1	-8.2	-2.4	0.8	-0.6	2.9	10.1	<i>Manufacture of tins and cans for food products, collapsible tubes and boxes</i>
5.4	12.2	1.7	8.7	2.4	-8.8	-2.4	2.3	-3.6	-0.4	2.7	-1.1	5.7	11.4	-0.9	7.5	2.3	<i>Manufacture of metal cable, plaited bands and similar articles</i>
																	<i>Manufacture of bolts, screws, nuts and similar threaded products</i>
1.2	30.6	-0.7	-0.2	2.4	2.0	-2.9	-0.1	-12.1	9.5	-1.1	1.8	-1.1	-0.3	3.5	0.5	5.3	
-3.9	-4.6	-0.2	1.1	2.0	-0.1	-7.3	7.6	-0.8	5.0	1.8	3.5	-4.1	-5.2	-2.7	0.4	2.8	<i>Manufacture of metal household articles</i>
2.2	0.9	0.4	-1.4	8.6	3.0	-2.7	0.7	-1.2	1.5	-2.3	-2.2	2.4	-0.1	-0.1	-1.6	5.0	<i>Manufacture of any other fabricated metal products n.e.c.</i>
-3.4	-1.6	1.6	0.7	6.4	-2.9	-23.2	3.8	3.6	-25.1	-0.7	0.2	2.9	-0.9	1.3	0.4	12.0	<i>Other industry</i>
0.1	1.3	1.9	1.3	15.4	-5.9	3.9	-6.6	-1.1	-0.8	-0.5	-4.4	0.5	3.9	-0.5	-0.7	15.6	Manufacture of electronic components and boards
																	<i>Manufacture of diodes, transistors and similar semiconductor devices</i>
2.5	-0.6	0.3	1.7	14.8	-7.4	1.9	-4.2	-0.8	-0.9	2.6	-6.6	0.6	2.5	-0.5	-1.3	14.7	<i>Manufacture of electronic integrated circuits micro assemblies</i>
																	<i>Manufacture of electrical capacitors and resistors</i>
-5.0	5.2	5.8	0.8	18.2	-4.1	8.9	-12.7	-1.8	-0.3	-6.1	0.3	0.3	7.5	-0.4	0.4	18.0	<i>Manufacture of printed circuit boards</i>
																	<i>Manufacture of display components</i>
-1.4	5.7	0.3	-0.6	3.8	7.0	-4.1	9.5	-2.0	-2.6	-6.8	-1.2	0.1	-0.05	-0.2	-1.0	9.9	<i>Manufacture of other components for electronic applications</i>
4.2	14.0	0.2	-10.9	18.2	-7.3	-3.8	4.3	-3.2	2.3	-0.3	-5.2	1.6	8.5	-1.5	-4.8	19.5	Manufacture of computers and peripheral equipment
4.4	2.1	0.5	17.9	-3.2	3.2	-0.7	1.5	12.1	-16.1	1.0	-1.2	4.4	-2.4	-0.1	23.6	-5.8	Manufacture of communication equipment
10.1	8.0	4.9	-2.1	4.1	8.2	-5.2	-2.9	2.6	-1.1	3.8	-3.4	11.6	-3.8	-0.8	0.1	-1.3	Manufacture of consumer electronics
5.5	1.7	0.6	6.7	15.3	-6.1	2.3	11.6	-4.7	7.7	9.4	-4.2	6.0	1.6	1.5	5.7	10.1	Manufacture of measuring, testing, navigating and control equipment; watches and clocks
																	<i>Manufacture of measuring, testing, navigating and control equipment</i>
6.0	1.8	0.7	6.5	15.1	-6.4	3.3	13.0	-4.7	8.0	10.2	-4.6	6.2	1.7	1.6	6.1	10.0	<i>Manufacture of industrial process control equipment</i>
0.6	0.8	-0.7	8.4	17.2	-3.0	-7.9	-3.7	-3.7	4.3	-0.3	2.6	2.8	-0.7	0.3	0.1	11.6	<i>Manufacture of watches and clocks and parts</i>
-2.4	-2.2	-0.4	0.9	-17.4	16.8	-0.5	7.3	-1.8	1.4	1.4	-2.0	-0.4	-1.4	-0.6	-1.6	14.3	Manufacture of irradiation, electromedical and electrotherapeutic equipment

Kod Kumpulan Group code	Keterangan Kumpulan/Tempoh	2021				2022				2021						
		Q1	Q2	Q3	Q4	Q1	Q2	Q3	Q4	Jan.	Feb.	Mac	Apr.	Mei	Jun	Jul.
267 (26701 & 26702) & 268 (26800)	Pembuatan peralatan optikal, kelengkapan fotografi, media magnetik dan optikal	5.1	-7.8	-2.7	9.6	18.3	8.0	-4.3	-0.8	-0.4	-0.9	3.2	-8.2	-2.2	0.7	-5.5
271	Pembuatan motor elektrik, penjana, transformer dan perkakasan pengagihan dan pengawalan elektrik	-0.6	-13.2	9.3	7.6	-5.1	-12.0	8.4	1.2	-3.7	-3.2	-7.1	-15.7	12.1	3.6	-0.2
	27101 Pembuatan motor elektrik, penjana dan transformer	-6.7	8.6	9.9	2.0	-7.6	4.4	4.7	-2.5	-1.8	-8.5	-1.9	5.2	7.2	8.6	-0.2
	27102 Pembuatan perkakasan pengagihan dan pengawalan	2.1	-22.3	9.0	10.9	-3.7	-20.6	11.0	3.6	-4.5	-1.0	-9.1	-24.7	15.1	0.8	-0.2
272/ 27200	Pembuatan bateri dan akumulator	-11.3	8.3	14.1	-3.2	1.2	-3.0	6.7	6.1	0.1	-17.8	-0.1	1.2	19.0	5.5	-0.1
273	Pembuatan pendawaian dan peranti pendawaian	3.0	-2.0	4.2	9.1	0.5	0.1	6.9	0.8	-2.6	0.4	-9.6	0.3	5.7	2.0	-1.9
	27310 Pembuatan kabel gentian optikal	-31.3	11.8	30.0	45.3	-26.4	0.5	20.4	10.1	-38.3	5.4	-1.1	-2.0	15.3	7.2	-3.8
	27320 Pembuatan wayar dan kabel elektronik dan elektrik lain	5.8	-2.8	2.3	6.8	3.1	0.4	6.1	0.5	0.1	0.0	-10.2	0.9	4.9	1.0	-1.7
	27330 Pembuatan alatan pendawaian pembawa dan bukan pembawa arus untuk litar elektrik (tanpa mengira jenis bahan)	2.4	1.8	11.7	-1.8	6.2	-8.3	0.9	-10.7	2.4	4.0	-4.1	-10.6	12.7	19.2	-2.6
274/ 27400	Pembuatan kelengkapan pencahayaan elektrik	21.5	12.7	16.3	1.0	1.0	-10.4	16.0	3.2	22.1	-7.0	-0.4	3.7	6.2	21.3	-0.1
275/ 27500	Pembuatan perkakasan domestik	-0.3	-17.9	-13.9	-9.2	6.3	-4.3	-11.3	-15.5	-3.8	0.0	0.1	-27.1	22.7	-6.4	-6.2
279/ 27900	Pembuatan kelengkapan elektrik lain	-5.3	2.5	2.0	13.9	6.6	1.8	9.6	15.9	-3.0	-2.2	-7.0	9.9	0.2	-4.0	-0.4
281 & 282	Pembuatan jentera kegunaan umum dan kegunaan khas	1.6	-6.4	-0.7	7.8	1.0	-4.7	1.2	6.1	-3.0	0.0	-6.9	-0.8	-0.1	-2.5	-1.2
	28120 Pembuatan alat-alat kuasa bendalir &															
	28130 Pembuatan pam, pemampat, kepala paip dan injap lain	-9.8	-6.8	-0.1	11.2	-7.5	-0.7	4.5	8.9	-23.1	-0.3	-0.1	-3.3	-4.6	-1.4	-0.2
	28180 Pembuatan alatan tangan yang menggunakan kuasa dilengkapkan dengan motor elektrik atau bukan motor elektrik atau pneumatik &	4.6	-9.2	3.0	13.3	-8.4	-3.6	3.8	5.8	0.4	-2.5	-12.5	1.0	-0.9	-0.1	0.0
	28220 Pembuatan jentera pembentukan logam dan alatan mesin															
	28192 Pembuatan mesin penyaman udara, termasuk untuk kenderaan bermotor	-0.2	-4.0	4.4	-1.2	4.4	-4.6	9.7	7.2	-1.5	-0.6	-0.7	-8.8	9.0	0.0	-4.0
	28290 Pembuatan lain-lain mesin bertujuan khas f.t.t.l. Industri lain	5.3	-5.4	-6.0	11.5	3.5	-13.5	-8.6	10.9	-0.8	-0.5	-8.2	7.7	-9.1	-2.3	-1.4
		2.2	-6.1	-2.9	6.8	5.7	-3.3	-1.0	4.2	-1.3	1.7	-7.2	-0.8	0.8	-4.7	-0.8
291 (29101 & 29102)	Pembuatan kenderaan bermotor	1.8	1.5	-3.7	14.2	-0.6	1.7	-3.3	5.1	-8.6	2.9	-8.4	8.0	0.3	-4.1	-3.8
292/ 29200	Pembuatan kerangka (coachwork) untuk kenderaan bermotor; pembuatan treler dan semi treler	4.4	7.3	0.0	6.0	2.4	12.5	2.6	3.4	-2.9	0.4	13.5	-0.1	0.1	-4.0	-0.3
293/ 29300	Pembuatan alat ganti dan aksesori untuk kenderaan bermotor	-1.7	-2.9	-8.6	8.8	-2.6	0.5	-4.0	5.3	-8.4	2.4	-3.5	4.7	-7.3	-2.9	-7.3
301 (30110 & 30120)	Pembinaan kapal dan bot	8.4	-10.3	-8.6	2.7	10.3	-5.6	-4.1	1.7	-0.1	2.2	19.9	-16.0	-7.6	-2.3	-3.4
302, 303, 304 & 309	Pembuatan lokomotif keretapi, rolling stock, kapal angkasa dan udara, jentera berkaitan, kenderaan tempur ketenteraan, dan kelengkapan pengangkutan f.t.t.l.	7.5	-1.5	-5.4	5.2	5.5	1.7	-2.1	-0.3	3.8	2.3	2.4	-0.2	-0.8	-9.1	-0.4
	30910 Pembuatan motosikal	13.5	1.7	-4.9	7.8	7.1	3.6	-3.6	-4.3	7.5	2.8	7.4	-0.2	-2.2	-6.7	0.6
	30920 Pembuatan basikal dan invalid carriages Industri lain	1.2	-7.9	-7.7	-4.3	0.2	-2.1	1.5	6.5	0.5	-1.1	-3.3	0.2	0.1	-17.3	-7.3
		-0.3	-4.2	-4.9	5.2	4.7	-1.1	-0.4	6.3	-1.6	3.6	-4.8	-0.4	2.1	-9.4	1.7
310	Pembuatan perabot	0.9	-6.3	1.4	9.7	2.2	-4.4	-1.0	4.0	0.9	-0.5	-3.1	-3.3	1.1	-4.7	-1.2
	31001 Pembuatan perabot kayu dan rotan Industri lain	-0.5	-6.3	3.2	11.2	3.2	-4.6	0.7	4.5	-0.2	-0.5	-4.0	-3.4	1.5	-3.6	-0.9
		5.4	-6.2	-4.1	4.6	-1.2	-3.8	-7.3	2.1	4.5	-0.5	-0.3	-3.0	-0.2	-8.2	-2.0
321 (32110 & 32120)	Pembuatan barang kemas, bijouterie dan artikel berkaitan	2.1	-9.1	-4.8	16.6	1.4	-7.5	-1.0	11.4	-5.2	-1.1	-5.1	-2.7	-1.6	-5.5	-1.3
322, 325 & 329	Pembuatan instrumen muzik, peralatan dan bekalan perubatan dan pergigian dan pembuatan lain f.t.t.l.	5.3	-3.2	-0.3	3.8	0.9	-2.8	1.9	-0.4	1.2	1.4	-1.6	-2.4	-0.3	0.2	-0.4
	32901 Pembuatan alat tulis Industri lain	5.5	-1.4	0.3	4.2	1.4	-1.1	-1.7	-4.3	2.8	-0.3	0.6	-0.3	0.5	-5.1	2.7
		5.2	-3.6	-0.4	3.7	0.8	-3.2	3.0	0.6	0.7	1.8	-2.2	-2.9	-0.5	1.6	-1.3
323/ 32300	Pembuatan barangan sukan	5.2	-7.2	-0.3	6.4	-0.1	-4.2	-0.3	8.5	4.9	-1.3	-0.7	-5.3	-0.2	-3.3	-4.1
324/ 32400	Pembuatan permainan dan mainan	-23.3	7.2	43.5	18.7	-12.6	0.3	16.2	2.6	-36.3	1.7	-1.1	-1.3	0.0	26.6	8.3
331 & 332	Pembaikan pemasangan produk logam, jentera, kelengkapan dan pemasangan jentera perindustrian dan kelengkapan	2.0	-4.0	-3.5	10.8	1.0	-0.9	-5.8	9.8	0.5	-0.7	1.4	1.1	-5.7	-6.0	1.9
	33150 Pembaikan dan penyelenggaraan kelengkapan pengangkutan kecuali motosikal dan basikal Industri lain	3.1	-8.3	-2.0	4.5	3.1	-1.6	-7.3	20.0	1.2	-1.4	1.3	-3.5	-5.5	-5.0	3.5
		1.7	-2.8	-4.0	12.6	0.5	-0.7	-5.4	7.3	0.3	-0.5	1.5	2.4	-5.8	-6.3	1.5
	Jumlah Pembuatan	2.0	-1.9	-1.2	5.8	1.4	-0.8	0.2	4.1	-2.4	-0.6	0.0	-1.7	0.4	-0.7	-2.2

2022															Group Description/Period		
Ogo.	Sep.	Okt.	Nov.	Dis.	Jan.	Feb.	Mac	Apr.	Mei	Jun	Jul.	Ogo.	Sep.	Okt.		Nov.	Dis.
3.3	3.1	-0.1	2.6	13.7	-5.1	0.2	40.8	-13.8	-1.2	5.8	-3.7	-4.7	-2.4	-1.8	-0.7	14.6	Manufacture of optical instruments, photographic equipment, magnetic and optical media
3.2	3.0	0.4	1.9	7.8	-5.5	-4.0	-7.2	-12.2	9.0	2.8	2.3	2.5	-1.3	-2.2	-0.6	11.9	Manufacture of electric motors, generators, transformers and electricity distribution and control apparatus
2.8	0.3	-0.2	-0.1	3.4	-3.0	-8.7	-3.1	3.8	7.6	2.7	0.1	1.6	-1.9	0.2	-4.3	2.8	Manufacture of electric motors, generators and transformers
3.5	4.7	0.8	3.1	10.3	-6.8	-1.5	-9.3	-20.7	10.0	2.8	3.8	3.2	-1.0	-3.8	1.9	17.6	Manufacture of electricity distribution and control apparatus
9.7	-5.4	-0.2	-3.5	0.0	2.5	1.7	-3.6	-5.4	7.8	-1.9	1.5	6.2	-0.7	1.4	2.3	4.7	Manufacture of batteries and accumulators
1.8	5.2	1.7	-2.9	15.8	-6.0	-2.0	-1.7	-3.5	7.4	2.0	1.0	3.1	0.1	2.1	-6.0	5.5	Manufacture of wiring and wiring devices
5.0	57.7	-0.2	5.2	14.4	-33.6	-1.3	2.2	-9.7	15.5	-0.4	10.1	3.0	7.8	-0.1	-0.7	13.1	Manufacture of fibre optic cables
1.7	2.1	1.9	-3.9	16.8	-3.5	-2.3	-2.0	-2.8	7.1	2.1	0.4	3.1	-0.4	2.4	-6.6	5.9	Manufacture of other electronic and electric wires and cables
0.0	-3.8	0.3	2.4	-3.4	7.0	2.6	-2.8	-8.3	-0.4	3.9	-1.8	2.1	-3.2	0.2	-2.3	-24.4	Manufacture of current-carrying and non current-carrying wiring devices for electrical circuits regardless of material
1.7	-0.7	-0.9	-1.6	8.8	8.1	-10.0	-15.1	-5.1	6.8	14.6	0.04	6.4	-1.1	-2.3	2.2	8.1	Manufacture of electric lighting equipment
-9.0	-13.4	1.9	-0.9	6.9	3.7	-1.5	-1.9	-19.1	31.0	-0.5	-9.1	-8.3	-14.0	-3.0	-1.8	2.5	Manufacture of domestic appliances
3.8	7.6	-0.6	0.4	22.8	-7.2	-0.7	2.8	-1.5	1.1	2.8	0.5	0.3	19.4	-3.7	1.2	19.2	Manufacture of other electrical equipment
2.5	1.6	1.4	1.7	9.4	-2.3	-0.9	-7.6	1.6	0.0	-2.2	0.6	2.7	1.0	1.5	-1.5	12.2	Manufacture of general-purpose and special-purpose machinery
																	Manufacture of fluid power equipment
3.4	1.0	-1.3	1.5	28.7	-19.1	-5.4	1.3	0.8	-0.3	-1.2	3.1	2.9	0.9	1.8	-3.4	23.7	Manufacture of other pumps, compressors, taps and valves
																	Manufacture of power-driven hand tools with self-contained electric or non-electric motor or pneumatic drives
0.4	9.3	0.2	5.9	7.5	-13.5	5.8	-13.3	3.2	1.8	-0.9	0.3	4.2	1.7	4.1	-3.5	4.7	Manufacture of metal-forming machinery and machine tools
12.2	-6.1	-0.6	1.2	-2.7	0.8	5.1	4.7	-10.1	1.8	-0.1	5.3	7.2	-3.5	-0.7	3.2	17.1	Manufacture of air-conditioning machines, including for motor vehicles
-0.5	1.2	2.8	0.0	23.3	-3.9	1.3	-20.0	8.5	-10.2	-1.7	-4.1	-0.5	1.0	3.2	0.2	20.2	Manufacture of other special-purpose machinery
0.6	1.2	3.0	0.2	7.5	7.2	-5.9	-6.7	3.8	1.6	-4.0	-0.2	0.8	2.6	0.5	-2.4	9.7	Other industry
2.2	4.2	3.6	3.4	12.4	-8.0	2.4	-7.5	6.2	0.4	-0.3	-4.5	4.5	-4.7	1.9	-1.2	17.4	Manufacture of motor vehicles
0.5	8.2	0.4	-1.1	2.6	-6.0	4.0	14.0	1.5	0.3	1.2	0.1	-1.5	8.2	-3.5	0.2	6.2	Manufacture of bodies (coachwork) for motor vehicles; manufacture of trailers and semi-trailers
1.7	6.3	0.8	0.8	7.9	-8.1	2.3	-2.9	4.0	-3.8	1.0	-4.7	0.9	2.2	0.4	0.5	8.0	Manufacture of parts and accessories for motor vehicles
-2.2	0.8	0.6	1.6	3.7	-0.7	1.3	20.8	-13.2	-5.4	-1.9	-1.4	-0.04	1.4	0.2	0.1	1.6	Building of ships and boats
-0.9	6.9	1.3	0.9	-2.6	3.5	3.6	2.9	-1.2	1.6	-3.5	-0.6	-1.4	3.7	-0.3	-3.6	1.6	Manufacture of railway locomotives, rolling stock, air and spacecraft, related machinery, military fighting vehicles and transport equipment n.e.c
-4.7	9.3	2.1	3.3	-2.9	3.0	3.4	7.6	-1.7	1.7	-5.2	-1.1	-0.3	2.2	-0.2	-8.9	1.8	Manufacture of motorcycles
21.7	-2.9	-0.2	-8.9	-7.0	9.2	1.8	-4.7	-1.4	4.0	-2.0	0.5	0.2	2.8	-1.5	8.9	0.5	Manufacture of bicycles and invalid carriages
-5.1	8.3	0.3	1.4	0.9	1.7	5.2	-4.5	0.4	-0.2	0.4	0.2	-5.0	8.3	0.1	2.8	1.9	Other industry
1.0	14.4	-0.7	0.1	2.4	2.1	-1.9	-0.5	-2.8	0.5	-3.2	-1.0	0.5	4.9	-0.5	-0.1	3.7	Manufacture of furniture
0.6	17.0	-0.6	-0.4	3.4	2.5	-1.9	-0.3	-3.3	0.8	-3.1	0.1	0.8	5.8	-0.7	-0.2	3.8	Manufacture of wooden and cane furniture
2.5	6.2	-1.0	1.6	-1.1	0.6	-1.6	-1.5	-0.8	-0.5	-3.5	-5.0	-0.6	1.5	0.1	0.1	3.3	Other industry
-4.0	10.7	0.7	1.3	26.5	-8.6	-4.8	-5.3	-1.6	-1.1	-0.2	-0.6	0.6	-0.9	0.6	2.6	27.7	Manufacture of jewellery, bijouterie and related articles
-0.3	1.2	0.7	1.1	5.0	-1.6	-0.8	-1.4	-2.2	0.1	1.8	-0.7	2.2	0.1	-2.2	-0.6	4.2	Manufacture of musical instruments, medical and dental instruments and supplies and other manufacturing n.e.c.
0.9	1.1	2.4	-0.2	2.4	0.1	0.4	-1.7	1.3	-2.9	1.7	0.1	0.6	-7.0	0.7	-2.1	3.2	Manufacture of stationery
-0.7	1.2	0.2	1.4	5.7	-2.0	-1.2	-1.4	-3.1	0.9	1.8	-1.0	2.7	2.0	-2.9	-0.2	4.4	Other industry
5.6	7.7	0.9	-4.2	4.6	0.4	-3.3	0.4	-4.5	1.9	-0.5	-1.2	2.7	-3.4	10.4	0.8	-2.4	Manufacture of sports goods
19.6	2.3	2.8	1.4	19.5	-22.7	2.6	-4.2	-0.7	1.6	6.0	5.8	5.0	4.9	-8.1	2.3	14.6	Manufacture of games and toys
0.2	1.7	6.8	4.2	-0.9	0.2	-1.1	2.3	2.3	-4.8	-3.3	-1.6	-0.8	0.4	5.5	4.0	4.0	Repair of fabricated metal products, machinery and equipment and installation of industrial machinery and equipment
-1.2	2.5	-0.6	7.7	-3.5	0.3	2.5	3.2	1.8	-7.9	-2.8	-5.8	3.3	2.8	2.7	17.6	4.7	Repair and maintenance of transport equipment except motorcycles and bicycles
0.6	1.5	8.9	3.4	-0.2	0.1	-1.9	2.0	2.5	-4.0	-3.4	-0.6	-1.8	-0.2	6.3	0.6	3.8	Other industry
0.5	3.4	0.6	0.2	7.8	-3.2	-0.8	0.5	-1.6	0.9	0.4	-1.4	0.8	1.5	-0.05	0.1	8.5	Total Manufacturing

Jadual 2 : Pengeluaran Produk Utama dalam Industri Pembuatan yang Terpilih
Table : Production of Major Products in Selected Manufacturing Industries

Keterangan Produk Product Description	Unit Kuantiti Quantity Unit	2020	2021	2022	2021						
					Jan.	Feb.	Mac	Apr.	Mei	Jun	Jul.
Ikan tin Canned fish	Tan Tonne	6,970	6,224	5,751	564	602	661	501	501	478	450
Ikan segar sejuk beku Frozen fish	Tan Tonne	16,658	15,032	15,551	1,198	1,381	1,104	1,105	1,152	1,199	1,344
Bebola ikan Fish ball	Tan Tonne	6,190	6,716	7,609	480	413	402	491	570	629	656
Sotong sejuk beku Frozen cuttle fish/squid	Tan Tonne	6,679	6,047	6,614	556	451	484	519	594	654	556
Udang geragau/udang sejuk beku Frozen shrimps/prawns	Tan Tonne	19,460	16,140	15,676	1,453	1,453	1,581	1,513	1,403	1,631	994
Jem (semua jenis) Jams (all types)	Tan Tonne	7,376	8,082	10,381	720	862	858	618	628	772	743
Minyak kelapa mentah Coconut (copra) oil and its fraction crude oil	Tan Tonne	15,593	16,721	19,293	1,528	1,240	1,182	980	1,296	1,147	1,372
Minyak kelapa, ditapis Coconut oil, refined	Tan Tonne	49,268	61,883	77,053	4,408	3,004	3,135	3,742	5,349	5,231	5,196
Lemak doh/shortening Dough fats/shortening	Tan Tonne	191,050	184,620	168,717	15,516	13,238	12,013	12,311	14,975	14,971	16,215
Marjerin Margarine	Tan Tonne	58,569	61,332	64,079	4,969	4,474	4,026	4,136	5,135	5,271	5,437
Minyak masak campuran Blended/deodorised cooking oil	Tan Tonne	423,403	406,788	449,191	23,110	29,151	34,721	32,956	30,804	39,649	33,599
Susu pekat manis Sweetened condensed milk	Tan Tonne	321,036	405,676	431,843	33,691	27,158	25,988	29,684	29,840	38,395	39,211
Minuman susu Milk drinks	Liter ('000) Litres ('000)	93,369	83,078	90,600	6,644	5,803	5,553	6,597	6,508	7,143	7,403
Beras Whole rice	Tan Tonne	679,152	710,685	756,333	50,259	63,954	65,041	69,957	53,993	44,906	40,858
Beras hancur Broken rice	Tan Tonne	65,748	73,238	83,440	5,674	6,558	7,223	6,470	6,888	5,950	6,552
Tepung gandum Wheat flour	Tan Tonne	862,885	993,335	1,003,321	78,053	80,391	85,606	82,108	80,328	81,302	83,198
Roti dan kek Bread and cakes	Tan Tonne	411,561	479,951	483,325	40,753	49,501	50,528	47,480	39,950	37,072	35,575
Mee dan bihun Mee and bihun	Tan Tonne	234,890	249,484	271,985	23,200	22,475	18,788	19,238	17,767	20,936	19,722
Sos dan bahan perasa Sos and flavoring ingredients	Tan Tonne	98,393	80,711	81,282	9,056	8,199	7,372	5,677	5,852	6,555	6,003
Kelapa kering Desiccated coconuts	Tan Tonne	3,208	4,259	4,967	255	265	304	304	295	340	368
Makanan ayam itik campuran Mixed poultry feed	Tan Tonne	2,043,813	1,958,720	2,076,296	177,342	161,916	158,123	159,810	150,709	135,194	161,657
Hidangan ikan Fish meals	Tan Tonne	82,677	119,236	131,999	8,801	9,052	9,308	9,542	7,030	8,995	9,529
Biskut Biscuits	Tan Tonne	173,019	165,062	148,395	14,749	15,386	13,001	14,213	12,352	12,730	10,816
Gula bertapis Refined sugar	Tan Tonne	1,440,768	1,571,056	1,725,619	123,102	122,634	161,649	171,049	123,222	115,493	111,451
Minuman manis berkarbonat Sweet beverages (carbonated)	Liter ('000) Litres ('000)	207,249	219,416	255,335	20,149	18,908	17,921	21,952	21,624	19,336	18,022

2022																
Ogo.	Sept.	Okt.	Nov.	Dis.	Jan.	Feb.	Mac	Apr.	Mei	Jun	Jul.	Ogo.	Sept.	Okt.	Nov.	Dis.
449	380	495	549	595	575	573	681	522	467	474	402	466	454	381	366	390
1,185	1,156	1,506	1,355	1,347	1,054	1,110	990	1,097	1,083	1,259	1,425	1,431	1,442	1,674	1,448	1,538
658	657	665	548	548	530	438	485	613	725	740	783	783	779	665	547	520
478	431	518	422	384	399	392	494	558	669	707	602	604	589	606	476	517
985	1,034	1,226	1,382	1,485	1,473	1,386	1,589	1,530	1,505	1,527	927	1,097	1,033	1,110	1,272	1,227
582	584	580	568	566	709	881	870	732	851	949	913	927	910	924	936	779
1,620	1,561	1,777	1,762	1,256	1,455	1,676	1,795	1,434	1,307	1,824	1,561	1,626	1,700	2,065	1,448	1,402
5,117	6,667	6,828	6,623	6,583	6,412	5,085	5,345	6,100	6,544	7,041	5,461	7,061	7,137	7,993	5,711	7,162
14,415	17,202	18,285	18,181	17,298	19,552	14,868	12,837	13,699	12,115	13,002	14,810	12,379	13,047	13,647	14,521	14,239
5,007	5,450	6,029	5,815	5,584	6,406	5,087	4,561	5,021	4,437	5,019	5,446	5,510	5,408	5,965	5,274	5,944
42,911	39,153	38,696	31,900	30,138	29,780	37,100	42,595	44,277	39,192	38,303	38,751	38,748	36,061	36,586	34,407	33,391
39,199	34,320	35,355	35,714	37,121	36,651	27,016	30,233	33,676	34,861	39,356	40,104	43,081	41,714	36,625	34,314	34,211
7,795	7,904	7,365	7,090	7,274	6,577	5,534	5,931	6,723	7,020	8,066	8,626	9,805	9,598	8,820	7,024	6,876
54,034	78,126	73,653	58,835	57,068	62,719	86,662	76,096	75,775	56,749	57,487	53,520	62,190	71,021	58,274	55,550	40,290
6,125	6,440	5,228	4,811	5,320	6,633	8,311	7,767	7,806	7,968	6,666	7,139	7,752	6,592	5,715	5,423	5,667
85,373	83,646	83,601	86,148	83,581	76,997	75,107	76,894	69,242	84,344	85,019	83,318	88,827	89,810	88,642	95,606	89,514
36,555	36,176	35,341	35,132	35,888	40,182	42,619	41,659	41,458	37,177	39,705	40,132	40,138	40,592	39,202	39,753	40,707
20,466	22,715	21,686	22,043	20,449	25,191	23,356	21,334	21,324	19,106	21,188	21,416	23,208	22,445	22,881	25,408	25,129
6,077	5,637	7,113	6,917	6,252	7,293	6,440	5,603	5,704	5,225	7,011	6,815	7,366	6,968	8,164	7,174	7,518
404	475	494	396	360	340	346	405	405	391	449	392	455	479	493	428	384
173,813	151,381	149,331	181,451	197,992	189,039	165,455	165,558	161,454	147,477	142,203	162,822	165,664	162,459	165,806	211,141	237,218
10,801	9,247	12,053	13,362	11,516	11,589	11,545	12,402	12,470	8,885	11,723	11,102	11,823	11,188	9,353	10,448	9,470
12,015	14,023	16,702	16,272	12,803	12,985	12,194	12,729	12,019	11,223	12,014	10,375	11,908	11,361	12,906	14,700	13,981
115,574	118,908	120,119	142,133	145,723	133,586	126,077	153,348	169,602	148,073	148,564	149,233	137,662	121,436	133,701	159,505	144,831
19,238	17,423	13,157	13,632	18,053	20,938	20,421	20,969	25,977	23,604	21,885	20,247	21,243	21,753	17,594	18,229	22,476

Jadual 2 : Pengeluaran Produk Utama dalam Industri Pembuatan yang Terpilih
Table : Production of Major Products in Selected Manufacturing Industries

Keterangan Produk Product Description	Unit Kuantiti Quantity Unit	2020	2021	2022	2021						
					Jan.	Feb.	Mac	Apr.	Mei	Jun	Jul.
Minuman manis tidak berkarbonat <i>Sweet beverages (non-carbonated)</i>	Liter ('000) <i>Litres ('000)</i>	2,799,877	2,218,416	2,077,269	232,259	228,958	226,051	245,230	175,273	152,426	157,738
Air mineral dan minuman <i>Mineral and drinking water</i>	Liter ('000) <i>Litres ('000)</i>	618,790	612,345	643,820	50,777	55,005	54,191	56,054	47,426	45,201	41,149
Kain kapas <i>Cotton cloth</i>	Meter ('000) <i>Metres ('000)</i>	84,100	72,734	61,170	7,043	6,716	7,196	7,652	6,371	6,690	5,371
Seluar lelaki <i>Pants, males</i>	Bilangan ('000) <i>Number ('000)</i>	8,304	6,035	3,842	608	609	601	642	364	414	492
Kemeja lelaki <i>Shirts, males</i>	Bilangan ('000) <i>Number ('000)</i>	13,937	13,569	14,032	1,354	1,138	978	1,101	1,176	872	1,003
Blaus <i>Blouses</i>	Bilangan ('000) <i>Number ('000)</i>	6,663	4,709	4,341	379	395	399	459	384	378	458
Pakaian perempuan <i>Dresses</i>	Bilangan ('000) <i>Number ('000)</i>	3,704	3,150	2,353	304	309	305	371	296	170	154
Kasut getah (semua jenis) <i>Rubber footwear (all types)</i>	Pasang ('000) <i>Pairs ('000)</i>	2,185	2,045	2,062	166	167	178	180	114	70	95
Kiln kayu kering <i>Kiln dried timber</i>	Tan <i>Tonne</i>	130,342	127,086	151,050	13,912	14,524	12,265	12,695	11,098	6,943	9,811
Kayu gergaji <i>Rubberwood (sawn)</i>	Tan <i>Tonne</i>	145,231	139,692	165,191	12,821	15,159	10,056	12,473	12,340	8,289	10,508
Kepingan venir <i>Veneer sheets</i>	Meter Padu <i>Cubic metre</i>	581,444	394,056	338,186	39,520	39,226	55,237	61,035	31,655	32,134	20,210
Papan gentian berkepadatan sederhana <i>Medium density fibreboard</i>	Meter Padu <i>Cubic metre</i>	3,101,939	2,117,223	2,143,469	214,639	179,195	109,587	122,184	110,960	112,487	143,286
Papan lapis <i>Plywood</i>	Meter Padu <i>Cubic metre</i>	2,767,847	3,438,335	3,956,588	275,504	307,463	425,264	438,673	397,671	230,379	190,609
Ukiran kayu <i>Timber moulding</i>	Meter Padu <i>Cubic metre</i>	70,500	54,406	45,564	5,868	6,072	4,752	5,106	5,726	3,075	3,002
Kayu balak siap <i>Dressed timber</i>	Meter Padu <i>Cubic metre</i>	6,761	7,984	7,617	961	987	714	795	733	522	480
Rak dan beg kertas <i>Sacks and bags of paper</i>	Bilangan ('000) <i>Number ('000)</i>	305,075	355,061	372,939	23,774	24,462	26,995	27,048	25,929	29,392	32,637
Kertas tisu <i>Tissue paper</i>	Tan <i>Tonne</i>	101,978	96,290	95,013	9,576	8,620	6,917	6,601	6,188	6,221	7,923
Kertas napkin <i>Napkin paper</i>	Tan <i>Tonne</i>	9,556	5,355	3,831	801	501	388	371	338	302	340
Kertas tandas <i>Toilet paper</i>	Tan <i>Tonne</i>	102,267	75,508	67,708	10,283	9,857	6,405	5,821	5,257	5,310	6,183
Minyak tanah <i>Kerosene</i>	Tan <i>Tonne</i>	3,554,047	4,168,054	3,157,887	332,267	293,055	301,694	375,612	321,057	337,191	370,155
Gas petroleum cecair <i>Liquefied petroleum gas</i>	Tan <i>Tonne</i>	2,525,357	2,692,737	2,677,740	213,223	203,909	239,647	193,970	235,994	220,013	218,194
Minyak bahan api <i>Fuel oil</i>	Tan <i>Tonne</i>	2,064,280	2,118,830	1,990,382	166,059	190,326	167,009	170,065	160,077	179,344	188,938
Minyak diesel/gas <i>Diesel/ gas oil</i>	Tan <i>Tonne</i>	10,921,709	12,881,426	15,412,400	907,393	1,095,877	971,358	659,397	920,180	1,102,513	1,207,303
Gasolin (spirit motor) <i>Gasoline (motor spirit)</i>	Tan <i>Tonne</i>	4,980,906	6,433,373	6,466,006	474,611	506,710	491,449	474,289	532,995	534,128	598,012
Minyak pelincir campuran <i>Blended lubricating oil</i>	Tan <i>Tonne</i>	92,387	106,578	144,668	6,535	6,090	6,219	7,191	8,230	8,290	10,594

2022																
Ogo.	Sept.	Okt.	Nov.	Dis.	Jan.	Feb.	Mac	Apr.	Mei	Jun	Jul.	Ogo.	Sept.	Okt.	Nov.	Dis.
183,350	151,055	144,862	151,929	169,286	209,942	211,612	209,735	233,035	159,811	145,816	143,478	152,103	154,519	150,298	157,557	149,364
52,584	56,461	58,199	56,063	39,237	40,162	55,073	54,827	58,588	56,314	53,386	50,664	58,975	67,078	57,708	49,012	42,033
4,823	4,864	5,405	5,761	4,844	4,599	5,307	4,513	5,303	5,078	6,033	4,821	4,852	4,791	5,180	5,900	4,792
411	410	522	505	456	452	452	485	507	290	115	152	264	254	256	332	282
997	977	1,351	1,359	1,262	1,271	1,057	935	990	1,057	1,065	1,255	1,176	1,137	1,305	1,451	1,333
448	489	293	289	337	382	383	398	419	365	382	487	438	399	198	239	252
254	241	263	242	242	226	222	245	274	224	138	137	194	180	167	182	164
133	226	276	274	166	161	168	168	174	114	110	152	162	191	251	224	187
9,781	9,714	10,049	8,084	8,210	8,264	7,973	10,740	11,878	12,519	12,441	18,426	16,457	16,140	13,638	10,774	11,799
11,761	11,796	12,079	12,034	10,376	9,789	10,735	8,248	10,615	12,609	12,647	17,704	17,496	15,953	18,095	17,447	13,853
18,875	20,842	24,962	25,411	24,949	28,703	28,863	37,663	38,763	22,360	30,601	30,926	26,395	25,394	25,071	20,908	22,539
194,941	188,445	232,321	255,656	253,522	233,191	185,859	124,650	145,441	102,626	92,142	133,698	202,824	202,273	235,782	245,561	239,422
175,149	177,600	251,695	275,959	292,370	307,464	347,707	452,726	423,959	409,518	319,644	367,368	282,464	271,696	286,869	253,220	233,953
3,460	3,917	4,778	4,809	3,841	4,075	4,083	4,706	5,347	5,381	2,780	2,545	3,147	3,297	3,591	3,548	3,064
444	431	587	583	747	890	852	812	905	740	508	444	439	409	498	474	646
34,334	30,999	35,070	34,186	30,234	30,350	28,594	28,900	27,735	26,025	30,234	34,913	32,527	34,776	34,184	32,270	32,431
8,335	8,822	8,831	9,179	9,074	9,051	7,899	6,553	7,904	6,961	6,559	8,611	10,054	9,080	7,864	7,392	7,087
294	356	499	622	542	545	569	460	492	432	212	211	235	184	181	191	121
4,256	4,826	5,554	5,979	5,776	7,525	7,051	5,714	6,563	5,714	5,514	6,812	5,263	4,712	4,413	4,413	4,013
352,456	374,492	382,564	347,418	380,093	339,125	225,119	262,606	246,327	246,868	280,765	242,871	241,308	260,885	273,060	270,123	268,829
221,473	218,058	231,497	257,238	239,522	214,892	223,610	234,612	230,996	237,318	237,069	215,751	217,239	220,819	228,647	205,767	211,020
189,405	195,965	182,698	150,126	178,816	168,656	172,040	175,192	168,554	126,759	150,480	172,323	171,151	156,585	175,719	172,016	180,907
1,180,704	1,243,919	1,207,886	1,250,656	1,134,240	1,057,053	1,149,385	1,194,170	728,887	886,360	1,189,158	1,237,929	1,633,407	1,582,662	1,658,524	1,585,058	1,509,806
589,966	571,563	602,111	577,920	479,620	422,866	491,936	530,775	587,688	644,917	594,875	580,093	662,354	591,414	622,471	374,967	361,650
12,664	10,769	10,320	10,231	9,446	7,857	7,278	8,201	8,315	9,825	10,560	13,272	17,011	17,465	15,912	14,859	14,114

Jadual 2 : Pengeluaran Produk Utama dalam Industri Pembuatan yang Terpilih
Table : Production of Major Products in Selected Manufacturing Industries

Keterangan Produk Product Description	Unit Kuantiti Quantity Unit	2020	2021	2022	2021						
					Jan.	Feb.	Mac	Apr.	Mei	Jun	Jul.
Nafta Naphtha	Tan Tonne	3,754,323	3,901,388	3,258,599	362,041	343,233	318,554	359,251	258,787	346,846	326,370
Gas asli cecair Liquefied natural gas	Tan Tonne	26,576,031	29,011,740	31,283,443	2,446,912	2,566,241	2,624,160	1,974,409	2,366,907	2,562,445	2,651,288
Nitrogen dan oksigen Nitrogen and oxygen	Meter padu ('000) Cubic metre ('000)	456,279	564,435	610,924	44,984	49,650	61,237	42,660	45,872	55,962	50,108
Methanol (methyl alcohol) Methanol (methyl alcohol)	Tan Tonne	4,554,549	3,717,444	4,364,885	256,915	321,432	304,278	212,091	255,536	290,342	292,501
Baja (termasuk urea) Fertilizers (includes urea)	Tonne Tonne	4,080,289	5,839,960	7,584,494	439,716	414,179	365,543	321,041	277,829	431,781	514,804
Sebatian P.V.C P.V.C. compound	Tan Tonne	76,016	88,182	71,331	8,053	8,595	8,546	7,428	5,132	4,375	4,573
Racun serangga aerosol (cecair) Aerosol insecticides (liquid)	Liter Litres	7,241,839	7,057,722	6,083,228	576,260	619,374	638,421	754,314	548,553	529,015	550,117
Racun herba (cecair) Herbicides (liquid)	Liter ('000) Litres ('000)	55,497	68,379	97,264	5,555	6,139	7,026	7,545	5,602	5,021	5,405
Racun herba (bukan cecair) Herbicides (non-liquid)	Tonne Tonne	43,157	66,062	91,308	4,108	4,587	4,992	5,966	5,515	5,435	5,363
Cat emulsi Emulsion paints	Liter ('000) Litres ('000)	68,600	49,480	58,557	5,048	5,130	5,288	4,917	4,476	2,923	3,193
Cat lapis Under-coats	Liter ('000) Litres ('000)	13,869	17,890	17,875	1,329	1,308	1,126	1,077	1,243	1,557	1,576
Cat asas Primers	Liter ('000) Litres ('000)	20,036	19,302	18,342	2,217	2,004	1,559	1,235	1,252	1,280	1,314
Dakwat pencetak Printing ink	Tan Tonne	35,326	28,717	21,967	2,001	2,041	2,021	2,121	2,853	2,685	2,816
Pelembut fabrik Fabric softener	Liter ('000) Litres ('000)	40,262	33,368	31,288	2,661	2,891	2,893	2,499	2,365	2,162	2,210
Sabun mandi Toilet soap	Tan Tonne	21,028	16,915	15,469	1,650	1,663	1,610	1,225	1,052	1,319	1,226
Sabun serbuk (bahan pencuci) Soap powder (detergents)	Tan Tonne	96,719	102,043	97,339	7,006	7,800	8,000	6,827	7,011	7,604	8,020
Pelekat perindustrian Adhesive, industrial	Liter ('000) Litres ('000)	161,056	156,030	156,135	13,268	13,477	12,609	13,374	14,372	14,815	13,091
Tayar pneumatik (semua jenis) Pneumatic tyres (all types)	Bilangan ('000) Number ('000)	9,131	8,261	6,775	841	869	815	764	465	534	572
Tiub dalam (semua jenis) Inner tubes (all types)	Bilangan ('000) Number ('000)	1,869	1,426	1,124	148	135	107	110	81	89	116
Getah mutu malaysia (semua gred) S.M.R. (all grades)	Tan Tonne	972,584	817,560	686,810	92,531	90,082	79,908	74,425	56,606	51,636	50,666
Susu getah diproses Processed latex	Tan Tonne	33,471	41,081	45,852	3,260	3,640	3,922	4,199	3,792	3,304	3,404
Sarung tangan getah Rubber gloves	Pasang (Juta) Pairs (Million)	102,592	136,796	85,559	11,868	12,268	17,351	16,938	16,324	16,276	10,824
Kondom Condom	Gross ('000) Gross ('000)	15,532	18,085	18,730	1,354	1,358	1,550	1,834	1,847	1,921	1,660
Paip P.V.C. P.V.C. pipes	Tan Tonne	105,091	99,972	98,006	7,203	9,703	9,904	10,081	8,005	8,470	8,842
Bata tanah Earthen bricks	Bilangan ('000) Number ('000)	181,463	109,691	153,283	12,237	14,302	10,752	10,032	7,467	3,020	3,352

2022																
Ogo.	Sept.	Okt.	Nov.	Dis.	Jan.	Feb.	Mac	Apr.	Mei	Jun	Jul.	Ogo.	Sept.	Okt.	Nov.	Dis.
306,799	334,974	328,569	306,856	309,108	283,494	290,304	291,133	265,542	229,645	309,408	259,083	278,135	268,478	281,581	254,667	247,128
2,452,114	2,098,569	2,334,616	2,553,140	2,380,939	2,480,530	2,520,849	3,021,754	1,949,026	2,463,934	2,972,336	3,008,451	2,790,947	2,537,110	2,542,402	2,589,739	2,406,365
39,085	37,093	42,171	46,401	49,212	48,541	54,388	63,436	52,681	53,108	53,846	51,803	42,583	42,353	44,951	52,244	50,990
377,911	344,269	308,452	308,810	444,907	387,861	455,504	410,956	322,281	377,058	273,473	249,620	386,661	395,315	350,255	340,803	415,098
620,176	588,288	538,944	674,127	653,532	607,577	623,200	525,919	552,711	412,337	584,235	603,450	751,728	757,716	642,860	815,789	706,973
6,690	8,589	9,199	8,863	8,139	8,010	7,666	6,856	6,576	4,991	4,089	4,466	6,360	5,857	5,017	5,730	5,713
611,604	534,337	543,737	594,475	557,515	552,408	550,003	533,184	500,430	472,647	453,389	455,106	548,224	558,412	515,383	511,808	432,234
5,909	3,518	5,109	5,181	6,368	8,169	8,885	9,770	9,259	7,915	6,865	6,813	7,864	6,653	8,812	8,634	7,624
5,470	5,497	6,200	5,673	7,257	7,329	7,730	8,270	8,807	8,262	8,004	6,945	7,457	7,681	7,236	6,250	7,337
4,058	3,572	3,091	4,098	3,686	4,498	4,394	4,123	3,263	4,070	4,693	4,805	6,254	6,287	4,824	6,062	5,284
1,791	1,718	1,793	1,723	1,651	1,465	1,293	1,206	1,137	1,283	1,552	1,593	1,509	1,699	1,568	1,808	1,763
1,606	1,569	1,420	1,464	2,382	1,843	1,736	1,465	1,109	1,081	1,434	1,395	1,452	1,725	1,442	1,556	2,103
2,986	2,681	2,032	2,100	2,379	2,129	1,716	2,197	1,686	2,297	1,572	1,547	1,883	1,765	1,723	1,738	1,715
2,570	2,805	3,323	3,709	3,281	2,649	2,748	2,795	2,165	2,249	2,011	2,201	2,717	2,254	2,880	3,027	3,593
1,439	1,360	1,193	1,403	1,773	1,185	1,246	1,248	921	891	1,386	1,281	1,495	1,277	1,253	1,499	1,787
9,250	11,078	10,801	9,162	9,485	8,057	8,265	9,018	6,885	7,107	7,485	8,262	10,594	9,311	8,166	7,019	7,170
12,950	13,076	11,860	11,995	11,145	11,894	13,036	13,037	13,923	13,965	13,253	12,784	13,507	13,329	12,713	12,251	12,443
421	522	833	822	802	979	943	777	657	426	441	566	527	335	406	335	384
108	131	147	145	107	134	121	83	84	66	64	97	123	103	100	82	67
59,266	63,052	57,242	69,374	72,772	59,033	63,192	53,261	53,191	48,567	45,231	50,969	68,621	61,250	60,289	58,460	64,745
3,755	3,309	2,752	2,640	3,104	2,775	3,355	3,598	4,037	4,037	3,698	4,164	5,167	4,535	3,939	2,943	3,605
7,338	7,065	7,044	6,911	6,587	8,188	7,845	9,727	10,341	9,499	8,457	6,774	4,971	5,151	4,788	4,991	4,826
1,337	1,590	1,312	1,072	1,251	1,508	1,395	1,542	1,858	1,796	1,983	1,672	1,456	1,580	1,303	1,180	1,456
7,011	6,332	7,705	8,513	8,203	8,332	9,310	10,963	9,704	7,487	7,049	7,114	6,068	7,013	7,621	8,746	8,600
4,814	6,390	10,821	13,727	12,776	12,453	15,412	12,734	13,511	11,054	7,447	8,362	10,093	10,629	14,026	19,723	17,838

Jadual 2 : Pengeluaran Produk Utama dalam Industri Pembuatan yang Terpilih
Table : Production of Major Products in Selected Manufacturing Industries

Keterangan Produk Product Description	Unit Kuantiti Quantity Unit	2020	2021	2022	2021						
					Jan.	Feb.	Mac	Apr.	Mei	Jun	Jul.
Jubin seramik Ceramic tiles	M. Persegi ('000) Sq. metres ('000)	31,495	28,512	26,270	2,864	2,887	2,554	2,439	2,452	1,382	1,467
Simen (semua jenis) Cement (all types)	Tan ('000) Tonnes ('000)	19,936	19,961	19,856	2,278	2,459	1,912	1,309	1,211	996	1,130
Konkrit campuran siap Ready mixed concrete	Meter padu ('000) Cubic metre ('000)	34,841	35,425	37,695	2,792	3,232	3,806	3,072	2,491	2,144	2,531
Bumbung genting simen (semua jenis) Cement roofing tiles (all types)	Bilangan ('000) Number ('000)	47,874	37,054	39,761	3,586	2,946	4,712	3,227	3,084	2,495	2,727
Cerucuk, tiang konkrit Piles, poles, posts of concrete	Tan Tonne	1,699,228	1,549,050	1,416,140	153,597	163,397	129,968	147,657	141,082	88,203	85,850
Pasir silika (diproses) Silica sands (processed)	Tan ('000) Tonnes ('000)	261,872	157,885	153,159	27,038	28,781	25,250	10,684	6,380	5,209	5,263
Selak dan kekeras Bolts and nuts	Tan ('000) Tonnes ('000)	616,367	870,924	1,011,455	70,373	73,473	71,835	62,095	59,759	54,664	65,126
Bar dan batang besi dan keluli Iron and steel bars and rods	Tan Tonne	1,295,505	707,765	931,443	53,941	62,581	50,488	72,428	52,017	50,466	58,501
Kepingan besi yang disadur Galvanized iron sheets	Tan Tonne	152,099	167,833	175,928	10,445	13,585	16,691	16,165	14,131	10,909	11,196
Tin timah dan semua tin lain Tin cans and all other tins	Bilangan ('000) Number ('000)	2,683,374	2,899,385	2,815,239	300,331	307,811	233,825	240,244	202,677	196,433	183,377
Dram besi dan keluli Iron and steel drums	Bilangan ('000) Number ('000)	3,717	3,936	3,139	398	419	338	355	327	313	230
Dawai besi dan keluli bersadur Galvanized iron and steel wire	Tan Tonne	131,139	135,473	151,610	9,237	10,959	9,930	9,045	8,147	8,339	9,921
Dawai mata punai dan jaring Wire mesh and netting	M. Persegi ('000) Sq. metres ('000)	28,555	19,258	18,630	2,073	1,819	1,312	1,616	1,534	1,075	1,090
Transformer elektrik Electrical transformers	Bilangan ('000) Number ('000)	202,996	266,713	290,765	17,578	18,917	19,507	19,813	21,327	21,848	25,556
Dawai dan kabel yang terbebat Insulated wires and cables	Tan Tonne	111,184	129,356	154,579	8,970	8,586	9,190	9,525	8,719	11,520	11,616
Separa konduktor Semi-conductors	Bil. (Juta) Num. (Million)	26,699	29,453	32,644	2,181	2,554	2,688	2,346	2,194	2,355	2,375
Transistor elektronik Electronic transistors	Bil. (Juta) Num. (Million)	36,919	48,538	55,538	3,642	4,111	4,406	4,251	4,148	4,302	3,797
Litar bersepadu Integrated circuits	Bil. (Juta) Num. (Million)	34,318	41,416	55,168	3,130	3,389	3,393	3,964	3,821	3,602	3,307
Televisyen Television	Bilangan Number	12,228,893	15,071,948	15,977,868	1,205,109	1,248,946	1,356,207	1,557,202	1,596,688	1,397,708	938,281
Radio Radios	Bilangan ('000) Number ('000)	9,363	9,752	10,190	853	844	601	709	685	733	717
Penyaman udara Air-conditioners	Bilangan Number	1,910,268	2,253,569	3,162,946	153,930	216,372	221,551	220,950	195,318	181,357	175,910
Kereta penumpang Passenger cars	Bilangan Number	454,805	446,417	650,217	36,186	41,301	58,102	47,764	40,159	246	2,396
Kenderaan perdagangan Commercial vehicles	Bilangan Number	43,691	61,634	117,019	5,785	7,030	5,816	6,766	6,778	1,341	1,509
Wayar abah-abah, kenderaan bermotor Wire harness, motor vehicle	Bilangan ('000) Number ('000)	6,642	7,825	9,764	635	583	659	572	541	572	581
Motosikal dan skuter Motor cycles and scooters	Bilangan Number	240,066	172,431	175,222	24,155	25,612	29,443	35,903	19,908	1,995	2,177

2022																
Ogo.	Sept.	Okt.	Nov.	Dis.	Jan.	Feb.	Mac	Apr.	Mei	Jun	Jul.	Ogo.	Sept.	Okt.	Nov.	Dis.
1,861	2,396	3,270	1,820	3,119	2,589	2,800	2,775	2,248	2,492	1,893	1,901	2,053	2,220	1,989	1,311	2,000
1,381	1,378	1,655	2,050	2,204	2,326	2,456	2,417	1,524	1,214	1,140	1,147	1,205	1,163	1,295	1,899	2,070
3,345	2,861	3,077	3,089	2,985	2,809	2,819	3,001	2,939	2,881	3,095	3,125	3,439	3,305	3,559	3,205	3,519
3,038	3,105	3,291	2,446	2,399	2,623	3,166	3,249	3,104	3,249	3,206	3,728	4,004	3,877	4,102	2,663	2,789
123,195	131,062	105,587	133,727	145,725	127,642	139,049	121,530	141,318	128,212	108,807	101,214	108,645	124,362	120,303	100,989	94,069
6,690	6,975	11,774	13,038	10,802	8,592	16,848	8,271	8,723	14,828	12,396	13,392	9,106	9,100	16,040	19,824	16,038
77,662	76,623	90,287	88,685	80,341	86,716	92,569	87,366	74,234	70,387	79,917	85,107	87,058	88,311	86,192	91,215	82,383
86,726	58,575	53,988	50,002	58,052	50,692	57,811	60,645	70,605	50,584	65,418	88,081	109,542	103,947	97,398	80,743	95,977
15,733	16,410	14,921	12,994	14,653	11,652	13,722	13,889	18,132	14,367	15,545	12,069	16,820	17,824	19,282	12,128	10,497
212,570	260,151	246,369	260,526	255,073	267,779	256,075	219,429	249,226	230,141	232,686	215,698	240,082	219,112	223,494	224,125	237,393
272	326	322	320	315	322	304	280	307	308	320	223	243	201	207	202	222
11,278	15,297	15,316	12,875	15,130	10,576	13,693	13,230	11,180	10,932	11,842	14,367	13,872	12,924	12,132	12,240	14,622
1,311	1,622	1,755	2,039	2,013	1,929	1,652	1,521	1,963	1,853	1,398	1,384	1,457	1,372	1,283	1,431	1,388
23,591	23,869	27,347	23,366	23,994	25,116	25,981	28,975	24,252	23,238	25,352	25,622	22,548	22,133	26,259	20,688	20,599
10,480	14,321	14,621	11,037	10,769	11,565	11,977	12,818	13,462	11,700	12,470	13,199	14,475	16,269	15,630	10,753	10,260
2,554	2,760	2,658	2,361	2,428	2,544	2,824	3,091	2,600	2,345	2,729	2,725	3,024	2,827	2,687	2,610	2,638
3,457	3,874	4,125	3,831	4,592	4,750	4,959	5,394	5,034	5,060	4,903	4,476	4,333	4,077	4,108	4,038	4,406
3,294	3,137	3,415	3,301	3,662	3,561	3,875	4,069	4,959	5,070	5,079	5,046	5,106	5,557	4,502	3,900	4,445
991,265	1,055,845	1,156,889	1,129,318	1,438,490	1,421,426	1,407,226	1,696,344	1,970,185	2,030,000	1,561,635	977,510	1,061,957	927,793	918,615	997,790	1,007,387
707	894	913	972	1,125	1,045	995	769	961	940	886	837	859	705	635	776	781
173,839	160,098	177,582	176,287	200,375	185,063	269,167	271,051	278,643	244,431	238,752	290,930	278,422	271,153	264,490	274,276	296,568
12,897	42,556	61,248	53,661	49,901	39,455	47,445	55,137	50,724	45,518	55,843	48,002	64,282	64,701	54,601	60,657	63,852
2,016	3,964	5,271	8,336	7,022	6,024	7,151	6,949	7,658	10,283	11,676	11,440	12,108	11,086	9,268	12,438	10,939
481	667	885	844	804	801	851	916	766	770	927	916	800	727	773	774	742
2,817	5,082	7,120	8,094	10,126	10,745	13,959	18,538	23,617	32,530	8,012	9,113	11,238	11,195	10,613	11,313	14,349



NOTA TEKNIKAL
TECHNICAL NOTES



NOTA TEKNIKAL

1. OBJEKTIF

Objektif utama penerbitan ini ialah untuk menyediakan statistik aliran terkini bagi indikator utama di sektor Pembuatan, iaitu statistik **nilai jualan, bilangan pekerja bergaji, gaji & upah** serta **pengeluaran produk utama** yang dipungut melalui Survei Pembuatan Bulanan. Statistik ini membantu pengguna dalam merangka dasar serta membuat keputusan.

2. PENANDA ARASAN

Selepas melaksanakan Banci Ekonomi 2016 (tahun rujukan 2015), Jabatan Perangkaan Malaysia (DOSM) telah mengkaji dan melaksanakan proses penanda arasan terhadap statistik pembuatan yang dipungut melalui Survei Pembuatan Bulanan. Proses penanda arasan ini membolehkan siri nilai anggaran tahunan yang dijana menerusi statistik jangka pendek konsisten dengan nilai tahunan daripada banci/survei tahunan sebagai tahun penanda aras. Penanda arasan yang dibuat berpandukan *Quarterly National Accounts Manual 2017 edition, International Monetary Fund* bagi mencapai objektif seperti berikut:

- a. Menganggarkan data bulanan supaya konsisten dengan data tahunan iaitu, untuk memastikan jumlah data bulanan adalah sama dengan penanda aras tahunan;
- b. Memelihara sebanyak mungkin pertumbuhan indikator bulanan semasa proses penanda arasan tahunan dibuat; dan
- c. Memastikan data siri ke hadapan, jumlah data bulanan bagi tahun semasa sedekat mungkin dengan data tahunan yang diperoleh semasa banci atau survei tahunan yang dijalankan.

Statistik penanda arasan disusun bagi nilai jualan, bilangan pekerja bergaji dan gaji & upah sektor Pembuatan dan diterbitkan mulai Januari 2020. Tahun asas (penanda aras) adalah menggunakan Banci Ekonomi 2016 (tahun rujukan 2015) sebagai tahun penanda aras dan kaedah *pro rata* dan *extrapolation* digunakan dalam proses penanda arasan ini.

Kaedah *pro rata*:

$$M^iV = \frac{M^iI}{\sum_{i=1}^{12} M^iI} \times ADT$$

di mana

M^iV = pemboleh ubah anggaran bulanan yang dinaik aras

M^iI = siri indikator bulanan

ADT = data tahunan tahun asas (penanda aras)

Kaedah *extrapolation*:

$$V_t = V_{t-1} * G_{t-1,t}$$

di mana

V_t = nilai pemboleh ubah

$G_{t-1,t}$ = pertumbuhan daripada t-1 kepada t



3. SKOP DAN LIPUTAN

Data yang dipungut dalam Survei Pembuatan Bulanan meliputi seluruh Malaysia. Mulai Januari 2020, penerbitan ini memaparkan statistik berwajaran yang menggambarkan populasi sampel bagi 251 industri dalam sektor Pembuatan.

Data bagi industri yang mempunyai perwakilan kurang daripada tiga pertubuhan telah digabungkan kepada industri terhampir bagi memelihara kerahsiaan responden seperti mana yang termaktub dalam Akta Perangkaan 1965 (Disemak - 1989).

4. SUMBER RANGKA

Sumber rangka ialah daripada *Malaysia Statistical Business Register (MSBR)* di mana maklumat utama diperolehi daripada banci dan survei yang dilaksanakan oleh Jabatan Perangkaan Malaysia (DOSM) serta data pentadbiran. Sumber utama data pentadbiran tersebut adalah daripada Suruhanjaya Syarikat Malaysia (SSM). Selain itu, DOSM juga turut bekerjasama mendapatkan maklumat daripada lebih 50 agensi lain seperti Kumpulan Wang Simpanan Pekerja (KWSP), Jabatan Kastam Diraja Malaysia (JKDM), Lembaga Hasil Dalam Negeri (LHDN), Pihak Berkuasa Tempatan (PBT) serta Badan-badan Profesional. Rangka dikemaskini secara berterusan dengan mengambil kira pertubuhan baru dan merekod sebarang perubahan dalam status pertubuhan seperti tutup, tidak beroperasi, perubahan jenis aktiviti dan lokasi atau alamat pos untuk memastikan maklumat yang terdapat dalam rangka adalah yang paling terkini.

5. JENIS AKTIVITI PERNIAGAAN

Jenis aktiviti perniagaan merujuk kepada aktiviti utama dan sekunder. Aktiviti utama merujuk kepada aktiviti yang mana pertubuhan menumpukan sebahagian besar sumbernya atau memberi sumbangan besar dari segi pendapatan. Aktiviti sekunder didefinisikan sebagai aktiviti sampingan kepada aktiviti utama. Klasifikasi bagi pertubuhan adalah berasaskan kepada aktiviti utama dan Piawaian Klasifikasi Industri Malaysia (MSIC 2008) Versi 1.0. yang diselaraskan dengan *International Standard Industrial Classification of All Economic Activities (ISIC), Rev. 4, United Nations* dengan pengubahsuaian mengikut keperluan tempatan.

6. KONSEP DAN DEFINISI

Konsep dan definisi yang digunakan selari dengan manual *International Recommendations for Industrial Statistics 2008, United Nations Statistics Division*. Takrif pembuatan yang digunakan dalam survei ini adalah selaras dengan Piawaian Klasifikasi Industri Malaysia (MSIC) 2008 Versi 1.0.

Pembuatan ditakrifkan sebagai perubahan fizikal atau kimia ke atas bahan atau komponen menjadi produk baru sama ada kerja itu dilakukan oleh jentera yang dijalankan oleh kuasa atau yang dijalankan dengan tangan, sama ada dijalankan dalam kilang atau di rumah pekerja, dan sama ada barang keluaran dijual secara borong atau runcit.





7. REKA BENTUK PENSAMPELAN

Reka bentuk pensampelan bagi survei ini adalah pensampelan rawak strata satu peringkat. Pertubuhan dikelaskan sebagai unit pensampelan manakala beberapa kategori strata telah dikenalpasti.

Setiap strata telah dibentuk kepada tiga substrata untuk memastikan sampel yang diagihkan mengambil kira ciri-ciri ekonomi strata tersebut. Substrata utama bersifat heterogen dan diliputi secara penuh. Manakala, substrata selainnya yang bersifat homogen disampelkan.

Substrata utama meliputi pertubuhan kategori besar dan yang mempunyai jumlah hasil yang signifikan dalam industri berkaitan manakala bagi substrata kedua dan ketiga berdasarkan kategori perusahaan kecil dan sederhana (PKS).

8. SAIZ SAMPEL

Statistik utama yang digunakan untuk penganggaran saiz sampel adalah nilai jualan. Formula yang digunakan dalam penganggaran saiz sampel bagi strata adalah seperti berikut:

$$n = \frac{(\sum N_i S_i)^2}{V + \sum N_i S_i^2}$$

di mana;

n = Saiz sampel

N_i = Saiz populasi bagi strata i

S_i^2 = Varian bagi strata i

V = Varian sasaran

$$V = RSE^2 \cdot \left(\frac{\hat{Y}_i}{Z} \right)^2$$

di mana;

\hat{Y}_i = Jumlah nilai jualan bagi strata

RSE = Ralat piawai relatif

Z = Nilai aras keyakinan

Sampel akan diagihkan kepada substrata dalam industri liputan dengan menggunakan kaedah *Neyman Allocation* seperti berikut:

$$n_{hi} = \left(\frac{N_h S_h}{\sum N_h S_h} \right) n_i'$$

h = 2, 3 dan 4

i = 1, 2, ... k





di mana;

n_{hi} = Saiz sampel bagi substrata h dalam strata i

N_h = Saiz populasi bagi substrata h

S_h = Sisihan piawai bagi substrata h

n_i = Saiz sampel bagi strata i

h = Substrata

i = Strata

Pertubuhan kategori substrata utama diliputi sepenuhnya, manakala pertubuhan bagi substrata kedua dan ketiga dipilih secara rawak mengikut kaedah pensampelan bersistematik.

9. WAJARAN

Analisis berwajaran disediakan menggunakan wajaran sampel bagi memastikan sampel yang dipilih dapat menggambarkan populasi survei. Wajaran yang diperlukan adalah wajaran di peringkat reka bentuk pensampelan dan tiada respons.

Wajaran reka bentuk pensampelan pada substrata h adalah seperti berikut :

$$W_h = \frac{N_h}{n_h}, \quad h=1, \dots, 4$$

di mana;

N_h = Bilangan populasi bagi substrata h ; dan

n_h = Bilangan sampel bagi substrata h





Wajaran tiada respons pada substrata h adalah seperti berikut :

$$NRW_h = \frac{1}{\frac{n'_h}{n_h}} \quad h = 1, \dots, 4$$

di mana;

$$n'_h = \text{Bilangan sampel respons bagi substrata } h$$

$$n_h = \text{Bilangan sampel bagi substrata } h$$

Kaedah pengiraan wajaran reka bentuk pensampelan selepas survei (*adjusted weight*) pada substrata h seperti berikut:

$$W'_h = W_h \times NRW_h, \quad h = 1, \dots, 4$$

di mana;

$$W_h = \text{Wajaran reka bentuk pensampelan pada substrata } h$$

$$NRW_h = \text{Wajaran tiada respons pada substrata } h$$

10. UNIT MELAPOR

Unit melapor bagi survei ini ialah **pertubuhan**. Sesebuah pertubuhan ditakrifkan sebagai "satu unit ekonomi yang bergiat di bawah satu hak milik atau penguasaan tunggal, iaitu di bawah satu entiti yang sah. Ia menjalankan satu jenis aktiviti ekonomi utama di satu tempat / lokasi fizikal". Setiap pertubuhan diberikan klasifikasi industri berdasarkan aktiviti utamanya. Bagi pertubuhan yang menjalankan pelbagai aktiviti, unit yang bergiat dalam aktiviti yang berasingan dalam satu lokasi yang sama adalah terdiri daripada entiti pertubuhan yang berbeza. Oleh itu, setiap cawangan daripada organisasi yang mempunyai pelbagai cawangan di lokasi yang berbeza dari segi konsep dianggap sebagai pertubuhan yang berlainan. Pertubuhan berkenaan diminta memberikan penyata yang berasingan bagi setiap kegiatannya dari segi nilai. Walau bagaimanapun, dari segi praktisnya akaun biasanya disediakan secara berpusat kerana kesukaran untuk memperoleh data yang berasingan bagi setiap unit atau cawangan. Entiti atau enterpris ini akan dianggap sebagai satu unit pelapor dan dibenarkan mengemukakan soal selidik yang menggabungkan semua unit atau cawangannya.





11. NILAI JUALAN

Nilai jualan yang dilaporkan merujuk kepada nilai jualan produk sendiri sahaja. Ini bermaksud jualan produk yang berlaku dalam bulan laporan, sama ada produk tersebut telah dibuat/dihasilkan oleh pertubuhan pada bulan tersebut atau bulan-bulan sebelumnya. Nilai jualan adalah berdasarkan kepada nilai bersih di kilang dan berkaitan dengan kuantiti yang dijual. Penilaian harga yang dikenakan kepada pelanggan adalah tidak termasuk:

- a. diskaun atau rebat;
- b. bayaran untuk pengangkutan keluar;
- c. komisen kepada wakil-wakil penjual;
- d. bayaran lain seperti cukai eksais yang dibayar atau cukai jualan yang dipungut oleh kilang bagi pihak kerajaan; dan
- e. bayaran pemasangan, pembaikan dan pembinaan

12. BILANGAN PEKERJA BERGAJI

Bilangan pekerja bergaji meliputi seperti berikut:

- a. Pekerja bergaji (sepenuh masa) - Merujuk kepada semua pekerja bergaji yang bekerja sekurang-kurangnya 6 jam sehari dan sekurang-kurangnya 20 hari sebulan; dan
- b. Pekerja bergaji (sambilan) - Merujuk kepada semua pekerja bergaji yang bekerja kurang daripada 6 jam sehari dan/atau kurang daripada 20 hari sebulan.

13. GAJI & UPAH DIBAYAR

Gaji & upah yang dibayar merujuk kepada semua bayaran tunai, termasuk bonus, komisen, bayaran lebih masa, elaun kos sara hidup dan elaun lain yang dibayar kepada semua pekerja bergaji dalam bulan rujukan. Caruman Kumpulan Wang Simpanan Pekerja (KWSP) serta Pertubuhan Keselamatan Sosial (PERKESO) turut dimasukkan tetapi caruman oleh majikan dikecualikan. Elaun kepada pemilik yang bekerja, rakan niaga yang bekerja dan pekerja keluarga tidak bergaji, bayaran pampasan dan suguhati kerana pemberhentian adalah juga dikecualikan.

14. KEPERLUAN KERAHSIAAN

Survei ini dijalankan di bawah peruntukan Akta Perangkaan 1965 (Disemak 1989). Akta ini mensyaratkan bahawa kandungan penyata individu adalah SULIT. Selaras dengan peruntukan dalam Akta tersebut, hanya angka agregat akan diterbitkan.





15. PINDAAN

Pindaan akan dibuat ke atas statistik yang telah diterbitkan berdasarkan data terkini yang diperolehi.

16. PEMBUNDARAN

Perjumlahan komponen mungkin berbeza dengan angka jumlah besar disebabkan pembundaran.

17. SIMBOL DAN SINGKATAN

Simbol-simbol berikut telah digunakan dalam keseluruhan penerbitan:-

t.t.t.l. : tidak terkelas di tempat lain

RM : Ringgit Malaysia

18. PELARASAN MUSIM

Data siri masa adalah amat berguna untuk ahli ekonomi, pembuat dasar & keputusan serta penganalisis siri masa untuk mengenal pasti ciri-ciri penting siri ekonomi seperti arah aliran, *turning point* dan konsistensi antara penunjuk ekonomi yang lain. Kadangkala ciri ini sukar untuk diperhatikan kerana pergerakan bermusim. Oleh itu, sekiranya kesan bermusim boleh disingkirkan, arah aliran data siri ini dapat dilihat dengan lebih baik. Anggaran dan penyingkiran kesan bermusim dipanggil pelarasan bermusim.

Pelarasan bermusim adalah satu proses untuk mengenal pasti dan menyingkirkan bentuk pola bermusim yang biasa berlaku dalam tempoh satu tahun, yang mungkin juga merangkumi pengaruh dari kesan cuti yang bergerak dan hari bekerja/berdagang bagi suatu tempoh. Objektif utama proses ini adalah untuk menyerlahkan arah aliran dan pergerakan-pergerakan jangka pendek dalam siri ini.

Di Malaysia, kebanyakan data siri masa dipengaruhi oleh kesan bermusim. Oleh itu, untuk menghapus dan melaras kesan bermusim data siri masa ekonomi Malaysia, pakej standard pelarasan bermusim, X-12 ARIMA telah digunakan oleh Jabatan Perangkaan, Malaysia. Data siri masa ekonomi Malaysia juga kerap dipengaruhi oleh perayaan agama utama seperti Aidil Fitri bagi umat Islam, Tahun Baru Cina untuk kaum Cina dan Deepavali untuk kaum India. Tarikh perayaan-perayaan ini tetap mengikut tahun lunar tetapi berbeza-beza mengikut kalendar Gregorian. Oleh itu, untuk menganggar dan menyingkirkan kesan cuti yang bergerak dari data siri masa, satu prosedur telah dibangunkan iaitu *Seasonal Adjustment For Malaysia (SEAM)*.





TECHNICAL NOTES

1. OBJECTIVE

The main objective of this publication is to provide statistics on the latest trend of main indicators in the Manufacturing sector, ie. **sales value, number of employees, salaries & wages** and **the production of main products manufactured** which is collected through Monthly Manufacturing Survey. This statistics assists users in policy formulation and decision making.

2. BENCHMARKING

After conducting the Economic Census 2016 (reference year 2015), Department of Statistics Malaysia (DOSM) has reviewed and carried out the benchmarking process towards the manufacturing statistics collected from the Monthly Manufacturing Survey. The benchmarking process is done to enable the series of values of annual estimates derived from short term survey consistent and match with the annual value from census/annual survey of the benchmark year. The benchmark process adapted the guideline of the Quarterly National Accounts Manual 2017 edition, International Monetary Fund to meet the objectives as follows:

- a. to estimate monthly data that are temporally consistent with the annual data: that is, to ensure that the sum of the monthly data is equal to the annual benchmark;
- b. to preserve as much as possible the monthly movements in the indicator under the restrictions provided by the annual data; and
- c. to ensure, for forward series, that the sum of the monthly of the current year is as close as possible to the unknown future annual data.

The benchmarking statistics is compiled on sales value, number of employees and salaries & wages and being published starting from January 2020. The base (benchmark) year using the Economic Census 2016 (reference year 2015) and pro rata and extrapolation method is used in the benchmarking process.

Pro rata Method:

$$M^iV = \frac{M^iI}{\sum_{i=1}^{12} M^iI} \times ADT$$

where

MⁱV = new derived monthly variables estimates

MⁱI = monthly indicator series

ADT = annual benchmark data

Extrapolation Method:

$$V_t = V_{t-1} * G_{t-1,t}$$

where

V_t = value of variable

G_{t-1,t} = growth from t-1 to t



3. SCOPE AND COVERAGE

Data collected in the Monthly Manufacturing Survey covered the whole of Malaysia. Since January 2020, this publication presents weighted statistics which represent the population sample of 251 industries in Manufacturing sector. Data for industries with less than three establishments was combined to the closest industry to ensure the confidentiality of the respondents as stipulated under the Statistics Act 1965 (Revised-1989).

4. SOURCE OF FRAME

The source of frame is from Malaysia Statistical Business Register (MSBR) where the main information is from census and survey conducted by the Department of Statistics Malaysia (DOSM) and administrative data. The main source of the administrative data is from the Companies Commission of Malaysia (CCM). In addition, DOSM also collaborates and yield information from over 50 other agencies such as the Employees Provident Fund (EPF), Royal Malaysian Customs Department (RMCD), Inland Revenue Board (IRB), Local Authorities and other Professional Bodies. The frame is updated continuously by taking into account of new establishments and to record any changes in the establishment status such as closed down, not in operation, change in types of activity and location or postal addresses to ensure that the information in the frame is at the most current status.

5. TYPE OF BUSINESS ACTIVITY

Type of business activity is divided into primary and secondary. The primary activity refers to the activities which focus on its main resources and income. Secondary activities are defined as those incidental or ancillary to the primary activity. The classification of the establishment's industry is based on the primary activity and the Malaysia Standard Industrial Classification (MSIC 2008) Version 1.0 according to the International Standard Industrial Classification of All Economic Activities (ISIC), Rev. 4, United Nations, with modifications to suit local conditions.

6. CONCEPT AND DEFINITION

Concepts and definitions used are in line with the manual of Recommendations for Industrial Statistics 2008, United Nations Statistics Division. The definition of manufacturing used in this survey is consistent with Malaysia Standard Industrial Classification (MSIC) 2008 Ver. 1.0.

Manufacturing is defined as the physical or chemical transformation of materials or components into new products, whether the work is performed by power-driven machines or by hand, whether it is done in a factory or in the worker's home, and whether the products are sold at wholesale or retail.





7. SAMPLING DESIGN

Sampling design of the survey is a one-stage stratified random sampling. The establishment is classified as sampling unit while a few categories of stratum was identified.

Each stratum has been set up to three substrata to ensure the distributed sample takes into account the economic characteristics of the stratum. The main substratum is heterogeneous and was fully covered. Whereas, other substratum that are homogeneous were sampled.

Main substratum include large establishments which have a significant total revenue in the respective industry while for the second and third substratum are based on small and medium enterprise (SME) categories.

8. SAMPLE SIZE

The main statistics used to estimate the sample size is the sales value. The formula used in the estimation of the sample size for a stratum is as follows:

$$n = \frac{(\sum N_i S_i)^2}{V + \sum N_i S_i^2}$$

where;

n = Sample size

N_i = Population size for stratum i

S_i^2 = Variance for stratum i

V = Desired variance

$$V = RSE^2 \cdot \left(\frac{\hat{Y}_i}{Z} \right)^2$$

where;

\hat{Y}_i = Estimated sales value for stratum

RSE = Relative standard error

Z = Value of confidence level

Sample is distributed to substratum of the industry using Neyman Allocation method as follows:

$$n_{hi} = \left(\frac{N_h S_h}{\sum N_h S_h} \right) n_i'$$

$h = 2, 3 \text{ and } 4$

$i = 1, 2, \dots k$





where;

n_{hi} = Sample size for substratum h of stratum i

N_h = Population size for substratum h

S_h = Standard deviation for substratum h

n_i = Sample size for stratum i

h = Substratum

i = Stratum

Establishments of the main substratum were fully covered while establishments of the second and third substratum were randomly selected using systematic random sampling.

9. WEIGHTED

Weighted analysis is done using sampling weight to ensure that the selected sample can reflect population survey. The weights required are the sampling design and non response weights.

The sampling design weight for the establishment at substratum h is as follows:

$$W_h = \frac{N_h}{n_h}, \quad h = 1, \dots, 4$$

where,

N_h = Total population of substratum h ; and

n_h = Total sample of substratum h





Non response weight at substratum h as below:

$$NRW_h = \frac{1}{\frac{n'_h}{n_h}}, \quad h = 1, \dots, 4$$

where,

n'_h = Number of response in sample size for substratum h

n_h = Number of sample size for substratum h

The method of calculating the sampling design weight after the survey (adjusted weight) on substratum h as below:

$$W'_h = W_h \times NRW_h, \quad h = 1, \dots, 4$$

where,

W_h = Sampling design weight at substratum h

NRW_h = Non response weight at substratum h

10. REPORTING UNIT

The reporting unit used in the survey was the **establishment**. An establishment is defined as "an economic unit engaged in one activity, under a single legal entity and operating in a single physical location". Each establishment was assigned an industry classification based on its principal activity. In the case of a multi-activity entity, units engaged in separate activities in the same location constituted distinct establishments. Thus, each branch of a multi-branch organisation at a different location was conceptually treated as a different establishment. The establishment was requested to give separate returns for each activity in terms of value. However, if in practice, the accounts were centrally kept such that it was not possible to obtain separate data for each individual unit or branch. The entity or enterprise was treated as a single reporting unit and allowed to submit a consolidated questionnaire covering all the units or branches.





11. VALUE OF SALES

The reported sales value refers to the sales value of their own products. This relates to sales of goods made on the reporting month, whether the products were produced/manufactured by the establishment during the month or in the other months previously. The sales value was net selling price (ex-factory) value relating to the quantity sold. The valuation price charged to customers were excluding:

- a. discounts or rebates;
- b. Charges for carriage outwards;
- c. commissions to selling agents;
- d. all other charges such as excise duties paid, sales tax collected by the factory on behalf of the government; and
- e. Installation, repairs and construction charges.

12. NUMBER OF PAID EMPLOYEES

Number of paid employees cover as follows:

- a. Paid employees (full-time) - Refers to those who work for at least 6 hours a day and 20 days a month; and
- b. Paid employees (part-time) - Refers to all paid workers who work for less than 6 hours a day and/or less than 20 days a month.

13. SALARIES & WAGES PAID

Salaries & wages paid refers to all cash payments, including bonuses, commissions, overtime wages, cost of living allowances and other allowances made to all employees during the reference month. The employees' contribution to Employees' Provident Fund (EPF) and Social Security Organisation (SOCSO) is included but the employer's contribution is excluded. Allowances to working proprietors, working partners and unpaid family workers and severance and termination pay are not included.

14. CONFIDENTIALITY REQUIRED

The survey is conducted under the provisions of the Statistics Act 1965 (Revised-1989). The Act stipulates that the contents of individual returns are CONFIDENTIAL. In conformity with the stipulations of this Act, only aggregated figures are published.





15. REVISIONS

Revisions will be made to the published figures based on the latest data available.

16. ROUNDING

The sum of the component figures may not tally with the sub-total or total figures due to rounding.

17. SYMBOLS AND ABBREVIATIONS

The following symbols have been used throughout the publication:-

n.e.c.: not elsewhere classified

RM : Malaysian Ringgit

18. SEASONAL ADJUSTMENT

Time-series data are very useful for economists, policy & decision makers and time-series analysts to identify the important features of economic series such as direction, turning point and consistency between other economic indicators. Sometimes this feature is difficult to observe because of seasonal movements. Thus, if the seasonal effect can be removed, the behaviour of the series would be better viewed. The estimation and removal of the seasonal effects is called seasonal adjustment.

Seasonal adjustment is a process to identify and to remove the regular within-a-year seasonal pattern, which may also include the influences of moving holidays and working/trading days effect in each period. The ultimate objective of the process is to highlight the underlying trends and short-term movements in the series.

In Malaysia, most of the time series data are affected by seasonal effects. Hence, to eliminate the seasonal effect as well as to seasonally adjust the Malaysian economic time series data, a standard seasonal adjustment package, X-12 ARIMA was used by Department of Statistics, Malaysia. Malaysian economic time series data also often affected by major religious festivals such as Eid-ul Fitr for Muslims, Chinese New Year to the Chinese and the Indian Deepavali. These festivals' dates are fixed according to the lunar year but vary according to the Gregorian calendar. Therefore, to estimate and remove moving holiday effect from time-series data, a procedure was developed, namely Seasonal Adjustment for Malaysia (SEAM).

