



KEMENTERIAN EKONOMI
JABATAN PERANGKAAN MALAYSIA

PERANGKAAN PEMBUATAN BULANAN

MONTHLY MANUFACTURING STATISTICS

FEBRUARI 2023
FEBRUARY

Dikeluarkan pada: 11 APRIL 2023
Released on: APRIL

PEMAKLUMAN / ANNOUNCEMENT

Jabatan Perangkaan Malaysia (DOSM) sedang menjalankan Banci Ekonomi pada tahun 2023. DOSM amat menghargai kerjasama daripada responden untuk memberikan maklumat kepada DOSM serta menjayakan banci ini. Sila layari www.dosm.gov.my untuk maklumat lanjut.

DOSM telah melancarkan OpenDOSM NextGen sebagai medium yang menyediakan katalog data dan visualisasi bagi memudahkan pengguna menganalisis pelbagai data. OpenDOSM NextGen ialah platform perkongsian data sumber terbuka dan boleh diakses melalui portal <https://open.dosm.gov.my>.

Dimaklumkan bahawa Kerajaan Malaysia telah mengistiharkan Hari Statistik Negara (MyStats Day) pada 20 Oktober setiap tahun. Tema sambutan MyStats Day adalah "Connecting the World with Data We Can Trust".

The Department of Statistics Malaysia (DOSM) is conducting the Economic Census in 2023. DOSM greatly appreciates the cooperation of respondents to provide information and ensuring the success of this census. Please visit www.dosm.gov.my for more information.

DOSM has launched OpenDOSM NextGen as a medium that provides a catalogue of data and visualisation to facilitate users in analysing various data. OpenDOSM NextGen is an open source data sharing platform and accessible through <https://open.dosm.gov.my> portal.

Please be informed that the Government of Malaysia has declared National Statistics Day (MyStats Day) on October 20 each year. MyStats Day theme is "Connecting the World with Data We Can Trust".

JABATAN PERANGKAAN MALAYSIA
DEPARTMENT OF STATISTICS MALAYSIA

Diterbitkan dan dicetak oleh / *Published and printed by:*

Jabatan Perangkaan Malaysia

Department of Statistics Malaysia

Blok C6, Kompleks C,

Pusat Pentadbiran Kerajaan Persekutuan

62514 Putrajaya,

MALAYSIA

Tel.	:	03-8885 7000
Faks/Fax	:	03-8888 9248
Portal	:	https://www.dosm.gov.my
Facebook / Twitter / Instagram / YouTube	:	StatsMalaysia
Emel/Email	:	info@dosm.gov.my (pertanyaan umum / <i>general enquiries</i>) data@dosm.gov.my (pertanyaan & permintaan data / <i>data request & enquiries</i>)
Harga/Price	:	RM10.00

Diterbitkan pada April 2023 / *Published in April 2023*

Hakcipta terpelihara / All rights reserved.

Tiada bahagian daripada terbitan ini boleh diterbitkan semula, disimpan untuk pengeluaran atau ditukar dalam apa-apa bentuk atau alat apa jua pun kecuali setelah mendapat kebenaran daripada Jabatan Perangkaan Malaysia. Pengguna yang mengeluarkan sebarang maklumat dari terbitan ini sama ada yang asal atau diolah semula hendaklah meletakkan kenyataan berikut:

“Sumber: Jabatan Perangkaan Malaysia”.

No part of this publication may be reproduced or distributed in any form or by any means or stored in database without the prior written permission from Department of Statistics, Malaysia. Users reproducing content of this publication with or without adaptation should quote the following.

“Source: Department of Statistics Malaysia”.

ISSN 0128-3499



Penerbitan ini memaparkan perangkaan nilai jualan, bilangan pekerja bergaji dan gaji & upah secara bulanan berdasarkan Survei Pembuatan Bulanan. Objektif utama penerbitan ini adalah untuk menyediakan data aliran terkini sektor Pembuatan bagi membantu pengguna dalam perancangan, penggubalan dasar dan membuat keputusan.

Ringkasan penemuan dan jadual perangkaan yang terperinci masing-masing dipaparkan pada bahagian pertama dan kedua penerbitan ini. Sementara itu, aspek-aspek teknikal yang digunakan seperti skop dan liputan dan konsep dan definisi juga disediakan pada Bahagian ketiga bagi membantu pengguna memahami statistik yang diterbitkan.

Jabatan Perangkaan Malaysia merakamkan penghargaan atas kerjasama yang diberikan oleh responden dan juga semua pihak yang telah menyumbang secara langsung dan tidak langsung dalam menjayakan penerbitan ini. Sebarang maklum balas dan cadangan untuk penambahbaikan penerbitan ini pada masa akan datang amat dihargai.

Dato' Sri Dr. Mohd Uzir Mahidin

Ketua Perangkawan Malaysia

April 2023

PREFACE



This publication presents monthly statistics on sales value, number of employees and salaries & wages based on the Monthly Manufacturing Survey. The main objective of this publication is to provide statistics on the latest trends of the Manufacturing sector to assist users in the planning, formulation of policies and decision making.

The summary findings and detailed statistical tables are highlighted in the first and second part of this publication respectively. Meanwhile, the technical aspects used such as scope and coverage and concepts and definitions are provided in the third part to assist users to understand the published statistics.

The Department of Statistics, Malaysia gratefully acknowledges the co-operation rendered by the respondents as well as all parties who have contributed directly and indirectly in making this publication a success. Any feedback and suggestion towards improving future publication is highly appreciated.

Dato' Sri Dr. Mohd Uzir Mahidin

Chief Statistician Malaysia

April 2023



	Muka Surat <i>Page</i>
Kata Pengantar / Preface	i - ii
Kandungan / Contents	iii - iv
Kalendar Awalan Keluaran 2023 / Advance Release Calendar 2023	v
Penemuan Utama / Main Findings	
Ringkasan Penemuan Perangkaan Pembuatan Bulanan (PPB), Februari 2023 <i>Summary of Findings Monthly Manufacturing Statistics (MMS), February 2023</i>	1 - 8
Jadual / Tables	
1 Perangkaan Utama Bagi Sektor Pembuatan <i>Principal Statistics of Manufacturing Sector</i>	9
1.1a Nilai Jualan Sektor Pembuatan Mengikut Subsektor <i>Sales Value of Manufacturing Sector by Sub-sector</i>	10 - 11
1.1b Nilai Jualan Sektor Pembuatan Mengikut Subsektor: Perubahan Peratusan Tahunan <i>Sales Value of Manufacturing Sector by Sub-sector: Annual Percentage Change</i>	12 - 13
1.1c Nilai Jualan Sektor Pembuatan Mengikut Subsektor: Perubahan Peratusan Bulanan/Suku Tahunan <i>Sales Value of Manufacturing Sector by Sub-sector: Monthly/Quarterly Percentage Change</i>	14 - 15
1.2a Bilangan Pekerja Bergaji Sektor Pembuatan Mengikut Subsektor <i>Number of Paid Employees of Manufacturing Sector by Sub-sector</i>	16 - 19
1.2b Bilangan Pekerja Bergaji Sektor Pembuatan Mengikut Subsektor: Perubahan Peratusan Tahunan <i>Number of Paid Employees of Manufacturing Sector by Sub-sector: Annual Percentage Change</i>	20 - 21
1.2c Bilangan Pekerja Bergaji Sektor Pembuatan Mengikut Subsektor: Perubahan Peratusan Bulanan/Suku Tahunan <i>Number of Paid Employees of Manufacturing Sector by Sub-sector: Monthly/Quarterly Percentage Change</i>	22 - 23
1.3a Gaji dan Upah yang Dibayar Sektor Pembuatan Mengikut Subsektor <i>Salaries and Wages Paid of Manufacturing Sector by Sub-sector</i>	24 - 25
1.3b Gaji dan Upah yang Dibayar Sektor Pembuatan Mengikut Subsektor: Perubahan Peratusan Tahunan <i>Salaries and Wages Paid of Manufacturing Sector by Sub-sector: Annual Percentage Change</i>	26 - 27



Jadual / Tables

1.3c	Gaji dan Upah yang Dibayar Sektor Pembuatan Mengikut Subsektor: Perubahan Peratusan Bulanan/Suku Tahunan <i>Salaries and Wages Paid of Manufacturing Sector by Sub-sector: Monthly/Quarterly Percentage Change</i>	28 - 29
1.4a	Nilai Jualan Sektor Pembuatan Mengikut Kumpulan <i>Sales Value of Manufacturing Sector by Group</i>	30 - 45
1.4b	Nilai Jualan Sektor Pembuatan Mengikut Kumpulan: Perubahan Peratusan Tahunan <i>Sales Value of Manufacturing Sector by Group: Annual Percentage Change</i>	46 - 53
1.4c	Nilai Jualan Sektor Pembuatan Mengikut Kumpulan: Perubahan Peratusan Bulanan/Suku Tahunan <i>Sales Value of Manufacturing Sector by Group: Monthly/Quarterly Percentage Change</i>	54 - 61
1.5a	Bilangan Pekerja Bergaji Sektor Pembuatan Mengikut Kumpulan <i>Number of Paid Employees of Manufacturing Sector by Group</i>	62 - 77
1.5b	Bilangan Pekerja Bergaji Sektor Pembuatan Mengikut Kumpulan: Perubahan Peratusan Tahunan <i>Number of Paid Employees of Manufacturing Sector by Group: Annual Percentage Change</i>	78 - 85
1.5c	Bilangan Pekerja Bergaji Sektor Pembuatan Mengikut Kumpulan: Perubahan Peratusan Bulanan/Suku Tahunan <i>Number of Paid Employees of Manufacturing Sector by Group: Monthly/Quarterly Percentage Change</i>	86 - 93
1.6a	Gaji dan Upah yang Dibayar Sektor Pembuatan Mengikut Kumpulan <i>Salaries and Wages Paid of Manufacturing Sector by Group</i>	94 - 101
1.6b	Gaji dan Upah yang Dibayar Sektor Pembuatan Mengikut Kumpulan: Perubahan Peratusan Tahunan <i>Salaries and Wages Paid of Manufacturing Sector by Group: Annual Percentage Change</i>	102 - 109
1.6c	Gaji dan Upah yang Dibayar Sektor Pembuatan Mengikut Kumpulan: Perubahan Peratusan Bulanan/Suku Tahunan <i>Salaries and Wages Paid of Manufacturing Sector by Group: Monthly/Quarterly Percentage Change</i>	110 - 117
2	Pengeluaran Produk Utama dalam Industri Pembuatan yang Terpilih <i>Production of Major Products in Selected Manufacturing Industries</i>	118 - 126

KALENDAR KELUARAN AWALAN 2023 / ADVANCE RELEASE CALENDAR 2023



Bulan rujukan / Reference month	Tarikh / Date
Januari 2022 / January 2022	13.03.2023
Februari 2022 / February 2022	11.04.2023
Mac 2022 / March 2022	09.05.2023
April 2022 / April 2022	09.06.2023
Mei 2022 / May 2022	12.07.2023
Jun 2022 / June 2022	08.08.2023
Julai 2022 / July 2022	11.09.2023
Ogos 2022 / August 2022	12.10.2023
September 2022 / September 2022	07.11.2023
Oktober 2022 / October 2022	11.12.2023
November 2022 / November 2022	11.01.2024
Disember 2022 / December 2022	07.02.2024

Nota / Notes:

Kenyataan akhbar dihantar kepada pihak media pada tarikh pengeluaran dengan masa embargo ditetapkan bagi penyiaran. Kenyataan akhbar tersebut disiarkan selepas masa embargo di portal Jabatan Perangkaan Malaysia (<http://www.dosm.gov.my>)

A press statement is issued to the media on the date of release with a specified embargo time for release. The press statement is posted after the embargo time on the portal of Department of Statistics Malaysia (<http://www.dosm.gov.my>)

Muka surat ini sengaja dibiarkan kosong
This page is deliberately left blank



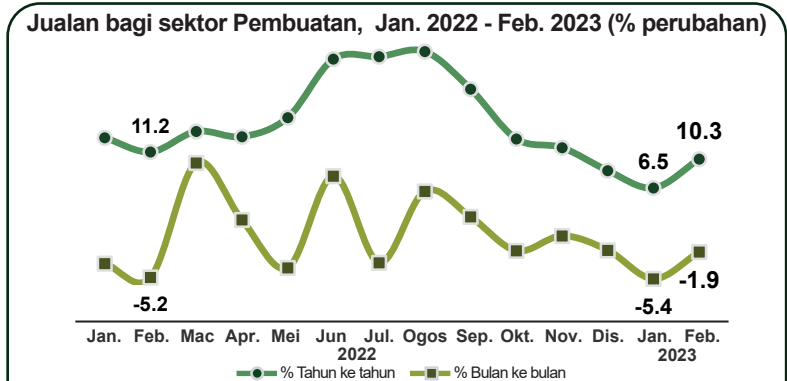
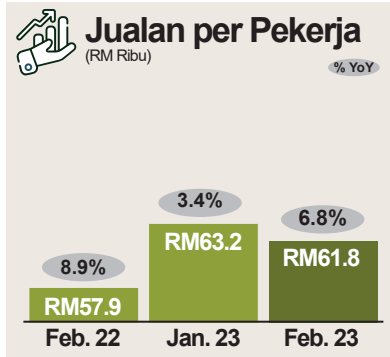
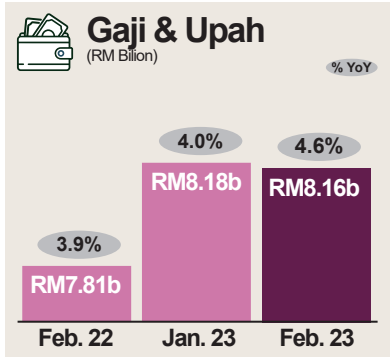
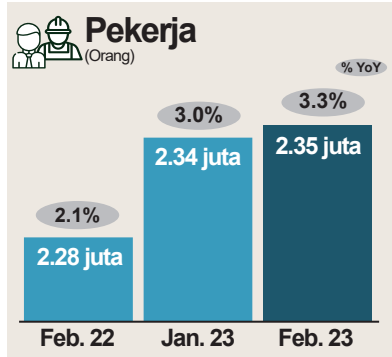
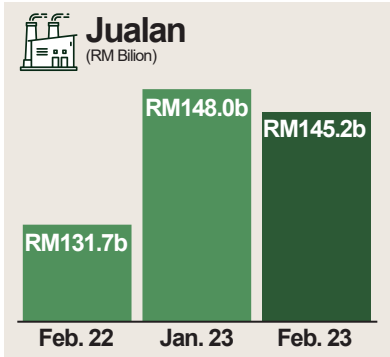
RINGKASAN PENEMUAN

Summary of Findings

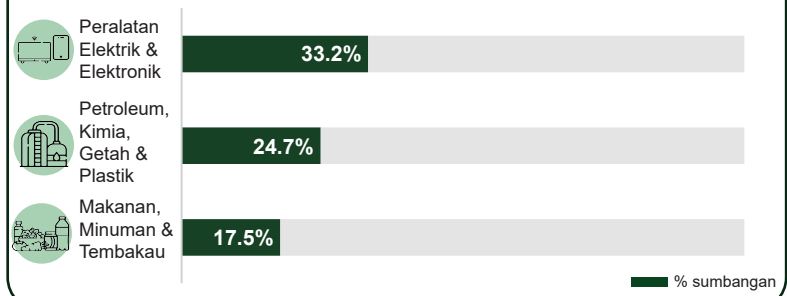
Muka surat ini sengaja dibiarkan kosong
This page is deliberately left blank

PERANGKAAAN PEMBUATAN FEBRUARI 2023

Nilai jualan sektor Pembuatan mencatatkan pertumbuhan dua digit iaitu 10.3 peratus kepada RM145.2 bilion pada Februari 2023. Seramai 2.35 juta orang pekerja dalam sektor ini dengan gaji dan upah dibayar berjumlah RM8.16 bilion.

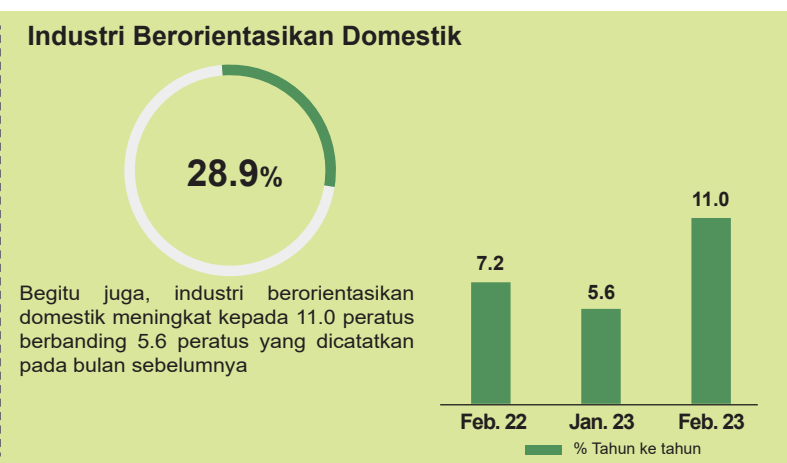
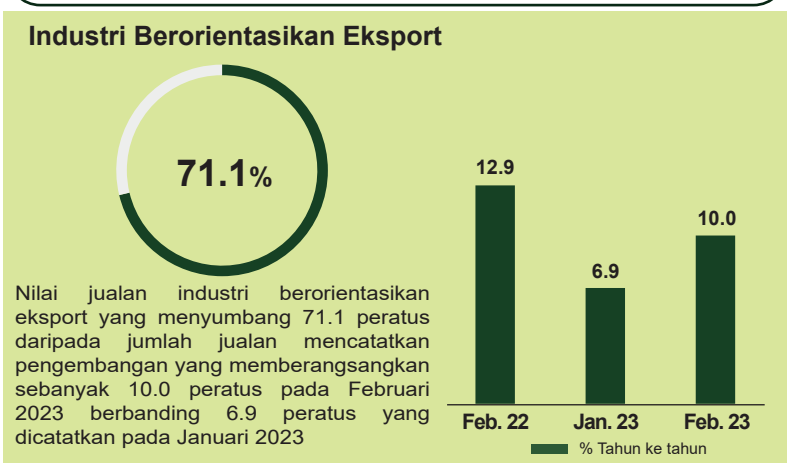
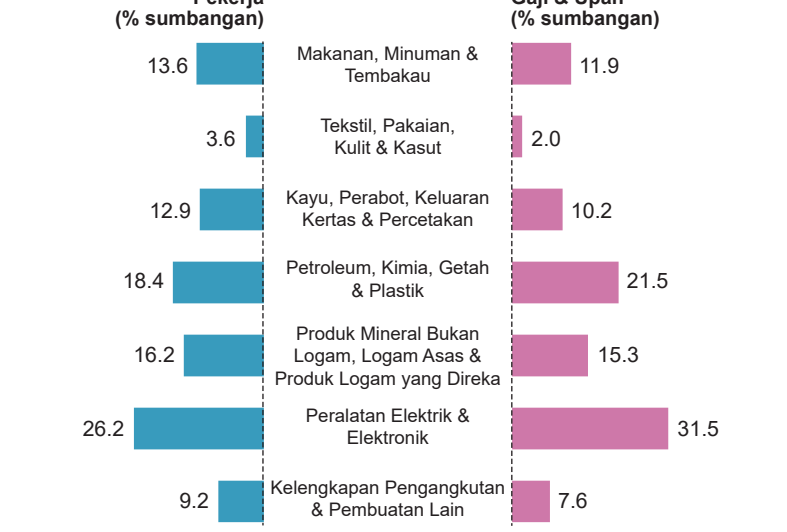


Lebih daripada dua-pertiga daripada nilai jualan Pembuatan disumbangkan oleh subsektor Peralatan Elektrik & Elektronik (33.2%); Petroleum, Kimia, Getah & Plastik (24.7%); dan Makanan, Minuman & Tembakau (17.5%)



Pekerja
Pekerja dalam sektor Pembuatan sebahagian besarnya tertumpu dalam subsektor Peralatan Elektrik & Elektronik (26.2%); Petroleum, Kimia, Getah & Plastik (18.4%); dan Produk Mineral Bukan Logam, Logam Asas & Produk Logam yang Direka (16.2%)

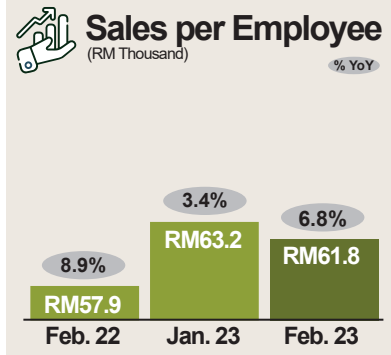
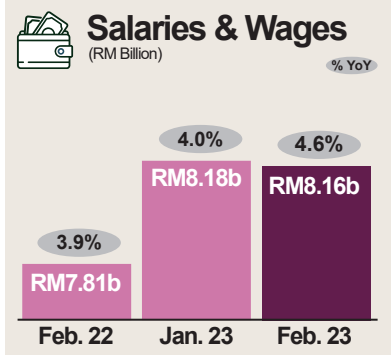
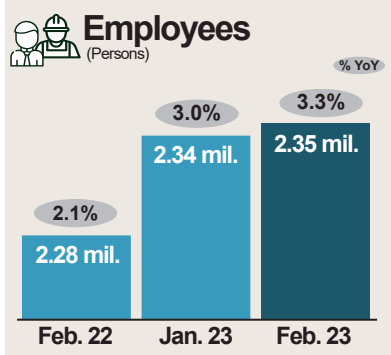
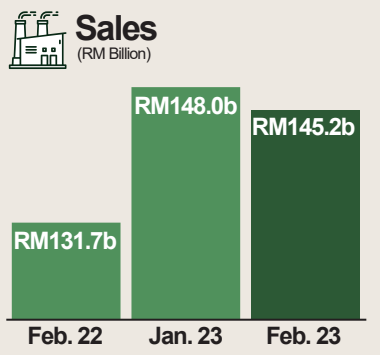
Gaji & Upah
Lebih daripada 50 peratus gaji & upah yang dibayar disumbangkan oleh subsektor Peralatan Elektrik & Elektronik (31.5%); dan Petroleum, Kimia, Getah & Plastik (21.5%)



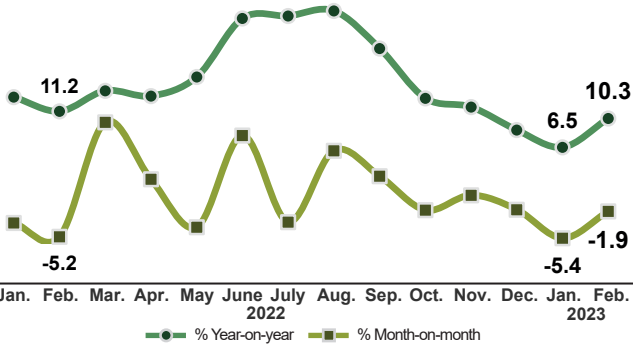


MANUFACTURING STATISTICS FEBRUARY 2023

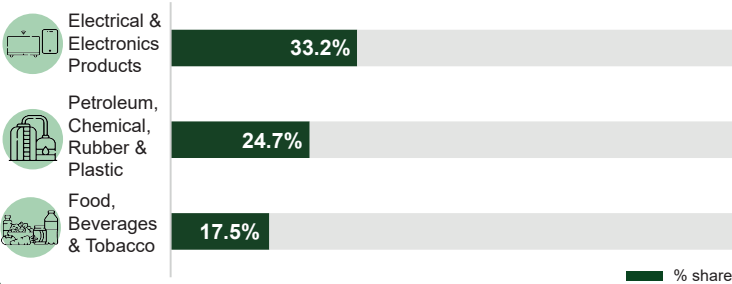
The sales value of the Manufacturing sector posted double-digit growth of 10.3 per cent to record RM145.2 billion in February 2023. A total of 2.35 million employees were engaged in this sector with salaries and wages paid amounting to RM8.16 billion



Sales of the Manufacturing sector, Jan. 2022 - Feb. 2023 (% change)



More than two-thirds of **Manufacturing sales value** was contributed by Electrical & Electronics Products (33.2%); Petroleum, Chemical, Rubber & Plastic (24.7%); and Food, Beverages & Tobacco (17.5%) sub-sectors

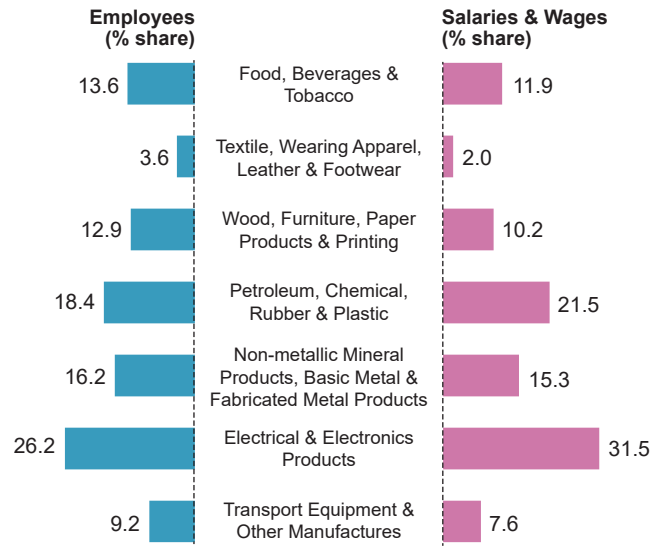


Employees

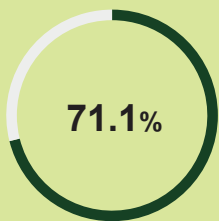
Employees in the Manufacturing sector were concentrated largely in Electrical & Electronics Products (26.2%); Petroleum, Chemical, Rubber & Plastic (18.4%); and Non-metallic Mineral Products, Basic Metal & Fabricated Metal Products (16.2%) sub-sectors

Salaries & Wages

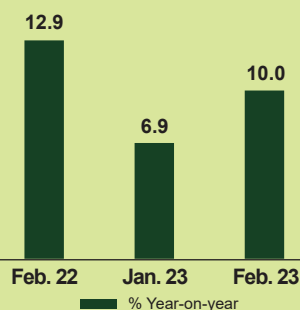
More than 50 per cent of salaries & wages paid contributed by Electrical & Electronics Products (31.5%); and Petroleum, Chemical, Rubber & Plastic (21.5%) sub-sectors



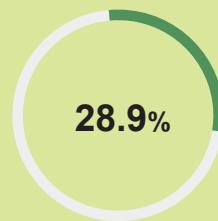
Export-oriented Industries



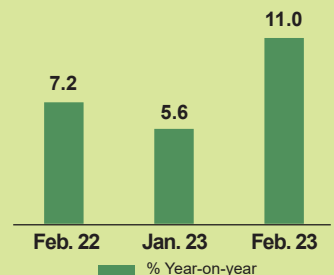
The sales value of export-oriented industries which accounted for 71.1 per cent of total sales registered an encouraging expansion of 10.0 per cent in February 2023 as against 6.9 per cent recorded in January 2023



Domestic-oriented Industries



Similarly, the domestic-oriented industries accelerated to 11.0 per cent as against 5.6 per cent recorded in the preceding month



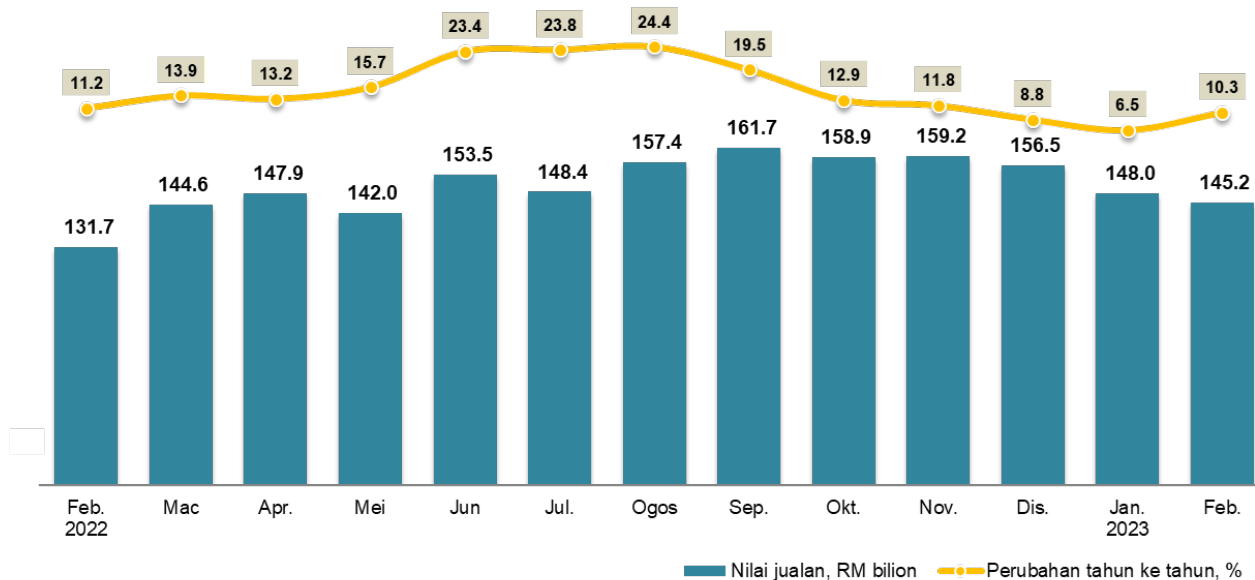
PRESTASI SEKTOR PEMBUATAN FEBRUARI 2023

1.0 NILAI JUALAN SEKTOR PEMBUATAN

Nilai jualan sektor Pembuatan Malaysia pada bulan Februari 2023 berjumlah RM145.2 bilion, meningkat 10.3 peratus berbanding RM131.7 bilion yang dilaporkan pada tahun lalu (Carta 1). Berbanding dengan bulan sebelumnya, nilai jualan menyusut 1.9 peratus (Januari 2023: RM148.0 bilion) manakala nilai jualan pelarasan bermusim mengembang 8.1 peratus.

Peningkatan tahun ke tahun pada bulan Februari 2023 adalah dipacu oleh Produk makanan, minuman & tembakau (14.0%), Peralatan elektrik & elektronik (10.0%) dan Produk petroleum, kimia, getah & plastik (9.1%).

Carta 1: Nilai Jualan Sektor Pembuatan, Februari 2022 - Februari 2023



*** Nota:**

- Laporan ini boleh diperolehi daripada laman portal Jabatan Perangkaan Malaysia (<https://www.dosm.gov.my>) di bawah ruangan: **Siaran Terkini**.
- Data bagi bulan Februari 2023 merupakan data **awalan**. Data ini akan dikemaskini berdasarkan data terkini yang diperolehi dan akan diterbitkan dalam penerbitan bulan Mac 2023.

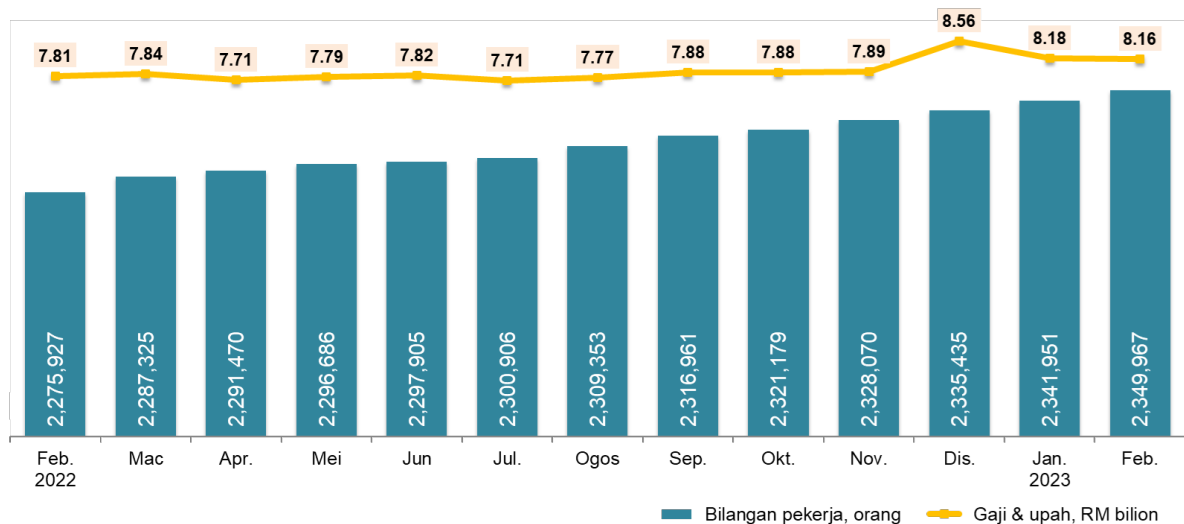
2.0 BILANGAN PEKERJA

Bilangan pekerja sektor Pembuatan bertambah 3.3 peratus pada Februari 2023 iaitu seramai 2,349,967 orang (Februari 2022: 2,275,927 orang) seperti yang ditunjukkan dalam Carta 2. Pada bulan rujukan yang sama, bilangan pekerja naik 0.3 peratus daripada 2,341,951 orang dicatatkan pada bulan sebelumnya.

3.0 GAJI & UPAH

Gaji & upah yang dibayar pada Februari 2023 adalah berjumlah RM8,163.9 juta, tumbuh 4.6 peratus atau RM358.7 juta berbanding bulan yang sama tahun 2022. Berbanding bulan sebelumnya, jumlah gaji & upah yang dibayar menurun sedikit 0.2 peratus (RM19.0 juta) daripada RM8,182.9 juta pada Januari 2023.

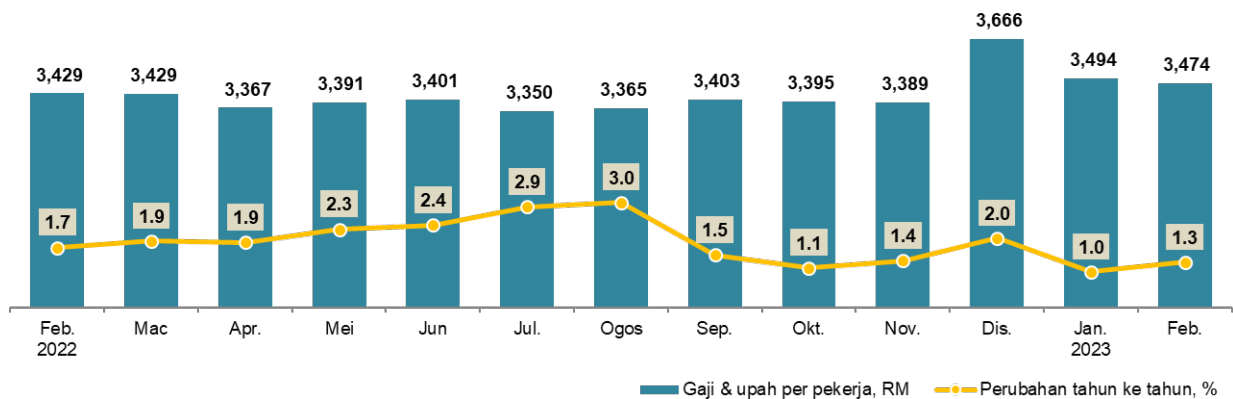
Carta 2: Bilangan Pekerja dan Gaji & Upah Sektor Pembuatan, Februari 2022 - Februari 2023



4.0 PURATA GAJI & UPAH PER PEKERJA

Purata gaji & upah yang dibayar bagi setiap pekerja pada bulan Februari 2023 adalah sebanyak RM3,474, meningkat 1.3 peratus tahun ke tahun (Februari 2022: RM3,429) seperti yang dipaparkan di Carta 3. Namun begitu, purata gaji & upah bagi setiap pekerja berkurang 0.6 peratus berbanding bulan sebelum (Januari 2023: RM3,494).

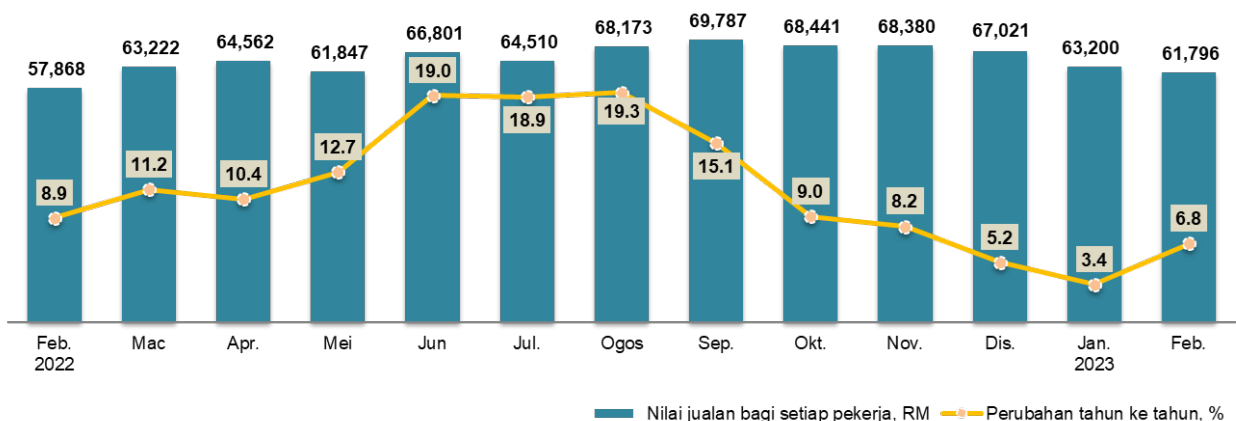
Carta 3: Gaji & Upah Per Pekerja Sektor Pembuatan, Februari 2022 - Februari 2023



5.0 NILAI JUALAN PER PEKERJA

Nilai jualan bagi setiap pekerja pada Februari 2023 meningkat 6.8 peratus kepada RM61,796 berbanding RM57,868 pada bulan yang sama tahun sebelumnya (Carta 4). Sebaliknya, purata nilai jualan bagi setiap pekerja menyusut 2.2 peratus berbanding Januari 2023.

Carta 4: Nilai Jualan Per Pekerja Sektor Pembuatan, Februari 2022 - Februari 2023



7.0 PRESTASI BAGI TEMPOH JANUARI - FEBRUARI 2023

Bagi tempoh Januari hingga Februari 2023, nilai jualan sektor Pembuatan mencatatkan peningkatan 8.3 peratus kepada RM293.2 bilion berbanding tempoh yang sama tahun 2022. Bilangan pekerja pada tempoh tersebut menaik 3.3 peratus kepada 2,349,967 orang manakala gaji & upah dibayar meningkat 4.3 peratus yang berjumlah RM16.3 bilion.

Nilai jualan per pekerja pada tempoh rujukan meningkat sebanyak 4.9 peratus kepada RM124,780. Butiran seperti yang ditunjukkan dalam Jadual A.

Jadual A: Nilai Jualan, Bilangan Pekerja, Gaji & Upah dan Nilai Jualan per Pekerja, Januari - Februari 2022 dan 2023

Perangkaan Pembuatan Bulanan	Januari-Februari		% Perubahan
	2022	2023	
Nilai Jualan (RM juta)	270,688.1	293,229.3	8.3
Bilangan Pekerja	2,275,927	2,349,967	3.3
Gaji & Upah (RM juta)	15,670.5	16,346.8	4.3
Nilai Jualan Per Pekerja (RM)	118,935	124,780	4.9

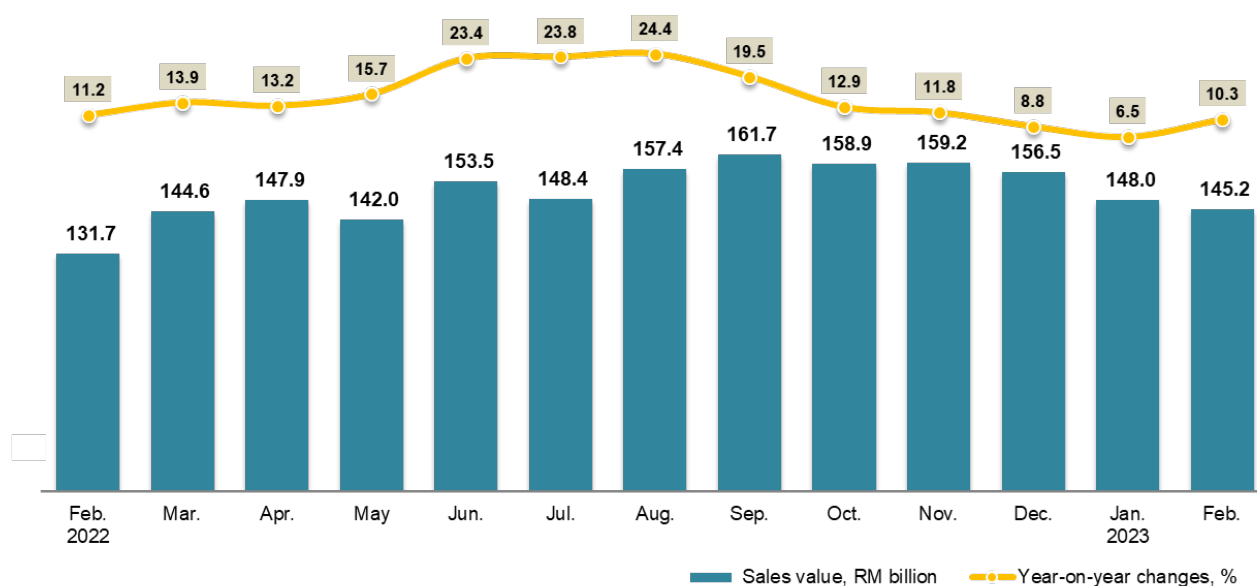
MANUFACTURING SECTOR PERFORMANCE IN FEBRUARY 2023

1.0 SALES VALUE OF THE MANUFACTURING SECTOR

Malaysia's Manufacturing sales value in February 2023 stood at RM145.2 billion, grew 10.3 per cent as compared to RM131.7 billion which reported a year ago (Chart 1). In comparison with the previous month, the sales value dropped 1.9 per cent (January 2023: RM148.0 billion) while seasonally adjusted sales value expanded 8.1 per cent.

The year-on-year increment in February 2023 was driven by the Food, beverages & tobacco products (14.0%), Electrical & electronics products (10.0%) and Petroleum, chemical, rubber & plastic products (9.1%).

Chart 1: Sales Value of the Manufacturing Sector, February 2022 – February 2023



* Notes:

- This report can be accessed through the web portal of the Department of Statistics, Malaysia (<https://www.dosm.gov.my>) under the section: **Latest Releases**.
- Data for February 2023 is **provisional**. The data will be updated based on the latest available figures and subsequently published in the March 2023 publication.

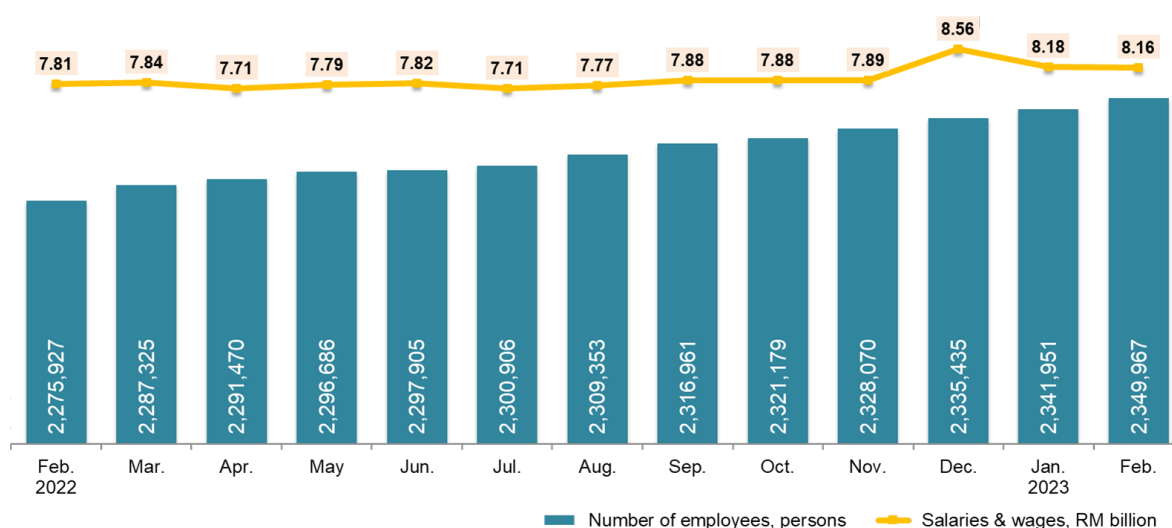
2.0 NUMBER OF EMPLOYEES

The number of employees in the Manufacturing sector augmented 3.3 per cent in February 2023, accounted for 2,349,967 persons (February 2022: 2,275,927 persons) as shown in Chart 2. During the same reference month, the number of employees rose 0.3 per cent from 2,341,951 persons which registered in the previous month.

3.0 SALARIES & WAGES

Salaries & wages paid in February 2023 amounted to RM8,163.9 million, grew 4.6 per cent or RM358.7 million as against to the same month of 2022. As compared to the preceding month, the total salaries & wages paid slightly declined 0.2 per cent (RM19.0 million) from RM8,182.9 million in January 2023.

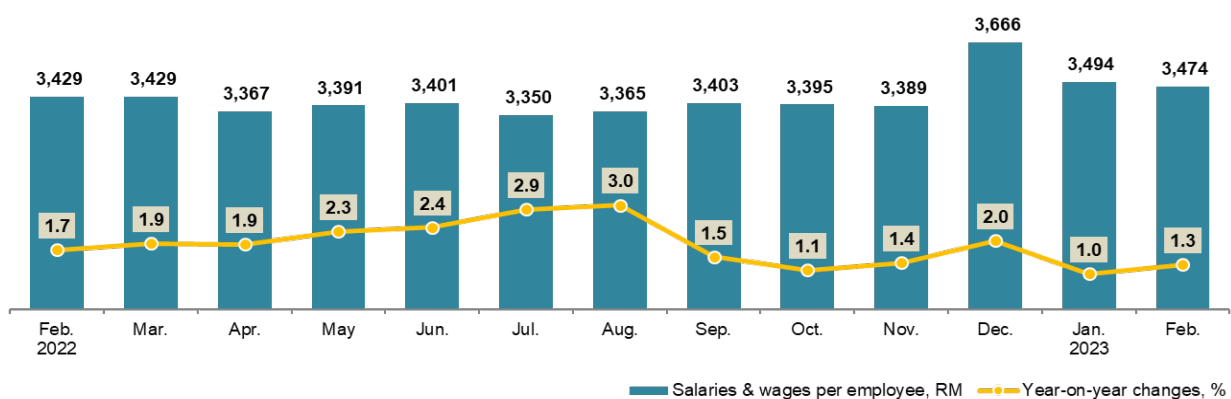
Chart 2: Number of Employees and Salaries & Wages in Manufacturing Sector, February 2022 - February 2023



4.0 AVERAGE SALARIES & WAGES PER EMPLOYEE

The average salaries & wages paid per employee in February 2023 was RM3,474, increased by 1.3 per cent year-on-year (February 2022: RM3,429) as depicted in Chart 3. Nonetheless, average salaries & wages paid per employee decreased by 0.6 per cent as compared to the preceding month (January 2023: RM3,494).

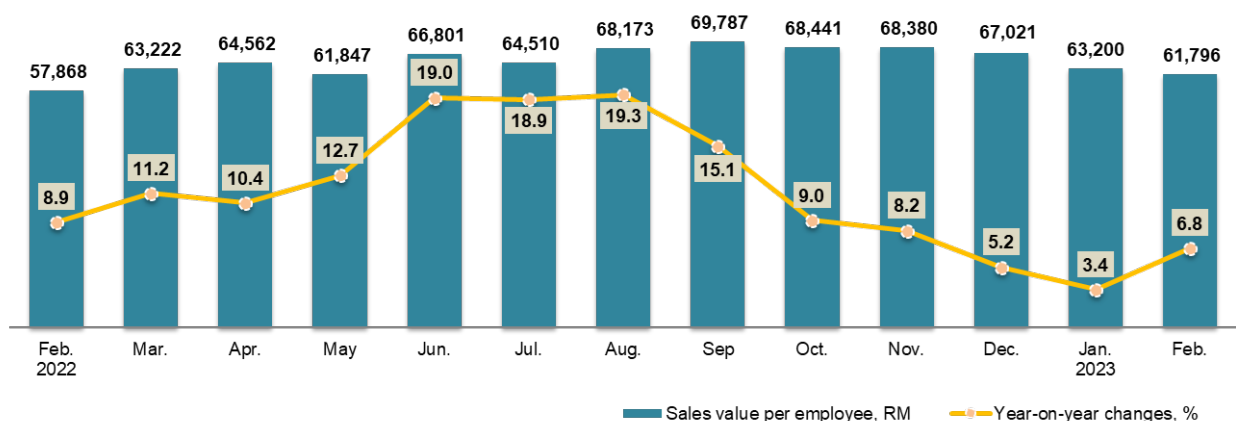
Chart 3: Salaries & Wages per Employee in Manufacturing Sector, February 2022- February 2023



5.0 SALES VALUE PER EMPLOYEE

The sales value per employee in February 2023 increased by 6.8 per cent to RM61,796 as compared to RM57,868 in the same month of the previous year (Chart 4). Whereas, the average sales value per employee shrank 2.2 per cent as compared to January 2023.

Chart 4: Sales Value per Employee in Manufacturing Sector, February 2022 - February 2023



7.0 PERFORMANCE IN THE PERIOD JANUARY - FEBRUARY 2023

In the period of January to February 2023, the sales value of the Manufacturing sector registered an increase of 8.3 per cent to RM293.2 billion as compared to the same period of 2022. The number of employees during the period rose by 3.3 per cent to 2,349,967 persons while salaries & wages paid went up by 4.3 per cent amounting to RM16.3 billion.

The sales value per employee during the reference period rose by 4.9 per cent to record RM124,780. The details as per shown in Table A.

Table A: Sales Value, Number of Employees, Salaries & Wages and Sales Value per Employee, January - February 2022 and 2023

Monthly Manufacturing Statistics	January-February		% Change
	2022	2023	
Sales Value (RM million)	270,688.1	293,229.3	8.3
Number of Employees	2,275,927	2,349,967	3.3
Salaries & Wages (RM million)	15,670.5	16,346.8	4.3
Sales Value per Employee (RM)	118,935	124,780	4.9



JADUAL

Tables

Muka surat ini sengaja dibiarkan kosong
This page is deliberately left blank

Jadual 1 : Perangkaan Utama Sektor Pembuatan
Table 1 : Principal Statistics of Manufacturing Sector

Tempoh Period	Nilai Jualan Produk Yang Dibuat Sendiri (Di Kilang) Sales value of own (Ex-factory) (RM Juta/Million)				Bilangan Pekerja Bergaji Pada Akhir Tempoh Number of employees engaged at end of period				Gaji & Upah Yang Dibayar Salaries & wages paid (RM Juta/Million)				
	Data Asal (Original Data)	% YoY	Pelarasan Musim (Seasonally Adjusted)	% MoM	Data Asal (Original Data)	% YoY	Pelarasan Musim (Seasonally Adjusted)	% MoM	Data Asal (Original Data)	% YoY	Pelarasan Musim (Seasonally Adjusted)	% MoM	
2020	1,346,620	-2.1			2,199,195	-2.0			87,194	-1.1			
2021	1,554,738	15.5			2,259,619	2.7			89,830	3.0			
2022	1,800,930	15.8			2,335,435	3.4			94,528	5.2			
2021	Q1	368,234	8.5		2,233,545	-1.1			22,584	-0.6			
	Q2	377,735	33.9		2,215,420	1.2			22,162	6.0			
	Q3	381,793	6.4		2,231,406	1.6			21,904	2.3			
	Q4	426,976	16.5		2,259,619	2.7			23,180	4.7			
2022	Q1	415,298	12.8		2,287,325	2.4			23,513	4.1			
	Q2	443,489	17.4		2,297,905	3.7			23,318	5.2			
	Q3	467,562	22.5		2,316,961	3.8			23,364	6.7			
	Q4	474,582	11.1		2,335,435	3.4			24,332	5.0			
2022 (Jan. - Feb.)	270,688	12.2		2,275,927	2.1			15,671	4.0				
2023 (Jan. - Feb.)	293,229	8.3		2,349,967	3.3			16,347	4.3				
2022	Jan.	138,986	13.1	135,764	-1.8	2,274,146	2.2	2,250,916	-0.8	7,865	4.1	7,650	-1.7
	Feb.	131,703	11.2	142,979	5.3	2,275,927	2.1	2,260,870	0.4	7,805	3.9	7,737	1.1
	Mac	144,610	13.9	145,074	1.5	2,287,325	2.4	2,278,552	0.8	7,843	4.4	7,750	0.2
	Apr.	147,942	13.2	150,533	3.8	2,291,470	2.5	2,284,548	0.3	7,715	4.5	7,780	0.4
	Mei	142,043	15.7	148,877	-1.1	2,296,686	2.7	2,291,782	0.3	7,787	5.0	7,876	1.2
	Jun	153,503	23.4	159,199	6.9	2,297,905	3.7	2,307,458	0.7	7,816	6.2	7,932	0.7
	Jul.	148,431	23.8	148,440	-6.8	2,300,906	4.1	2,308,756	0.1	7,709	7.1	7,832	-1.3
	Ogo.	157,436	24.4	155,540	4.8	2,309,353	4.3	2,318,977	0.4	7,771	7.5	7,887	0.7
	Sep.	161,694	19.5	156,509	0.6	2,316,961	3.8	2,322,303	0.1	7,885	5.4	7,948	0.8
	Okt.	158,864	12.9	151,810	-3.0	2,321,179	3.6	2,332,258	0.4	7,881	4.8	7,972	0.3
	Nov.	159,194	11.8	154,921	2.0	2,328,070	3.3	2,336,176	0.2	7,890	4.7	8,033	0.8
	Dis.	156,524	8.8	150,474	-2.9	2,335,435	3.4	2,343,497	0.3	8,562	5.4	8,131	1.2
2023	Jan.	148,010	6.5	144,787	-3.9	2,341,951	3.0	2,317,914	-1.1	8,183	4.0	7,939	-2.4
	Feb.	145,219	10.3	156,489	8.1	2,349,967	3.3	2,334,559	0.7	8,164	4.6	8,056	1.5

Jadual **1.1a** : Nilai Jualan Sektor Pembuatan Mengikut Subsektor
 Table : Sales Value of Manufacturing Sector by Sub-sector

Subsektor Sub-sector	2021	2022	2021				2022			
			Q1	Q2	Q3	Q4	Q1	Q2		
1. Makanan, minuman dan tembakau <i>Food, beverages and tobacco</i>	283,918	320,222	59,219	73,656	73,063	77,981	68,843	85,782		
10 Pembuatan produk makanan <i>Manufacture of food products</i>	270,349	304,095	55,237	70,737	70,520	73,855	64,627	81,963		
11 Pembuatan minuman <i>Manufacture of beverages</i>	10,629	12,717	3,009	2,325	2,276	3,019	3,198	3,034		
12 Pembuatan produk tembakau <i>Manufacture of tobacco products</i>	2,940	3,410	973	594	266	1,108	1,018	785		
2. Tekstil, pakaian, kulit dan kasut <i>Textiles, wearing apparel, leather and footwear</i>	21,954	23,642	5,641	5,199	5,046	6,068	6,095	5,679		
13 Pembuatan tekstil <i>Manufacture of textiles</i>	10,728	11,652	2,594	2,678	2,542	2,913	2,959	2,900		
14 Pembuatan pakaian <i>Manufacture of wearing apparel</i>	9,037	9,352	2,391	2,057	2,097	2,492	2,456	2,211		
15 Pembuatan produk kulit dan barangan bfrkaitan <i>Manufacture of leather and related products</i>	2,189	2,638	656	463	408	662	680	568		
3. Produk kayu, perabot, keluaran kertas dan percetakan <i>Wood products, furniture, paper products and printing</i>	76,494	84,965	21,054	16,461	16,769	22,210	23,179	19,246		
16 Pembuatan kayu dan produk kayu dan gabus, kecuali perabot; pembuatan bagi artikel jerami dan bahan-bahan anyaman <i>Manufacture of wood and products of wood and cork, except furniture; manufacture of articles of straw and plaiting materials</i>	23,028	25,894	6,881	4,165	4,709	7,273	7,805	5,092		
17 Pembuatan kertas dan produk kertas <i>Manufacture of paper and paper products</i>	25,788	28,260	6,180	6,384	6,476	6,748	6,810	7,041		
18 Percetakan dan penerbitan semula media rakaman <i>Printing and reproduction of recorded media</i>	12,098	13,709	3,291	2,682	2,708	3,417	3,547	3,273		
31 Pembuatan perabot <i>Manufacture of furniture</i>	15,579	17,101	4,702	3,230	2,876	4,772	5,017	3,840		
4. Petroleum, kimia, getah dan plastik <i>Petroleum, chemical, rubber and plastic</i>	432,121	499,207	98,651	111,747	110,869	110,854	108,256	124,184		
19 Pembuatan kok dan produk petroleum bfrtapis <i>Manufacture of coke and refined petroleum products</i>	175,557	249,901	33,513	44,230	48,092	49,722	45,669	60,286		
20 Pembuatan kimia dan produk kimia <i>Manufacture of chemicals and chemical products</i>	102,329	111,585	26,389	23,165	25,586	27,189	29,024	26,612		
21 Pembuatan produk farmaseutikal asas, kimia perubatan dan botani <i>Manufacture of basic pharmaceutical products and pharmaceutical preparations</i>	9,185	10,181	2,117	2,260	2,405	2,403	2,412	2,501		
22 Pembuatan produk getah dan plastik <i>Manufacture of rubber and plastics products</i>	145,049	127,540	36,632	42,092	34,786	31,539	31,151	34,784		
5. Produk mineral bukan logam, logam asas dan produk logam yang direka <i>Non-metallic mineral products, basic metal and fabricated metal products</i>	149,345	168,044	41,006	33,686	31,954	42,699	44,454	39,918		
23 Pembuatan produk galian bukan logam lain <i>Manufacture of other non-metallic mineral products</i>	42,773	49,285	12,338	9,803	8,765	11,867	13,189	11,820		
24 Pembuatan logam asas <i>Manufacture of basic metals</i>	49,566	54,209	13,195	10,295	11,235	14,840	14,558	11,987		
25 Pembuatan produk logam, kecuali mesin dan kelengkapan <i>Manufacture of fabricated metal products, except machinery and equipment</i>	57,006	64,550	15,472	13,588	11,954	15,992	16,707	16,111		
6. Produk elektrik dan elektronik <i>Electrical and electronic products</i>	483,198	581,527	115,062	112,357	121,467	134,311	135,344	139,578		
26 Pembuatan komputer, produk elektronik dan optikal <i>Manufacture of computer, electronics and optical products</i>	391,925	479,757	94,964	89,376	98,431	109,155	112,206	114,312		
27 Pembuatan kelengkapan elektrik <i>Manufacture of electrical equipment</i>	48,489	56,049	10,668	11,692	12,381	13,748	12,827	13,461		
28 Pembuatan jentera dan peralatan t.t.t.l. <i>Manufacture of machinery and equipment n.e.c.</i>	42,783	45,720	9,430	11,289	10,655	11,408	10,312	11,805		
7. Kelengkapan pengangkutan dan pembuatan lain <i>Transport equipment and other manufactures</i>	107,710	123,324	27,602	24,630	22,624	32,854	29,128	29,103		
29 Pembuatan kenderaan bfrmotor, treler dan semi treler <i>Manufacture of motor vehicles, trailers and semi-trailers</i>	77,384	89,220	19,553	17,264	16,298	24,269	20,785	20,710		
30 Pembuatan kelengkapan pengangkutan lain <i>Manufacture of other transport equipment</i>	14,103	15,690	3,735	3,295	3,011	4,062	3,833	3,742		
32 Pembuatan lain <i>Other manufacturing</i>	10,897	12,668	2,885	2,941	2,140	2,931	2,993	3,406		
33 Pembaikan dan pemasangan jentera dan kelengkapan <i>Repair and installation of machinery and equipment</i>	5,326	5,746	1,430	1,129	1,176	1,591	1,517	1,244		
Pembuatan <i>Manufacturing</i>	Jumlah	Total	1,554,738	1,800,930	368,234	377,735	381,793	426,976	415,298	443,489

(RM Juta/Million)

		2022		2023		2022											2023	
Q3	Q4	(Jan. - Feb.)	(Jan. - Feb.)	Jan.	Feb.	Mac	Apr.	Mei	Jun	Jul.	Ogo.	Sep.	Okt.	Nov.	Dis.	Jan.	Feb.	
82,569	83,028	46,191	50,389	23,842	22,349	22,652	27,949	28,597	29,236	26,431	27,728	28,410	27,863	27,247	27,918	24,911	25,477	
78,651	78,854	43,445	47,555	22,472	20,973	21,181	26,467	27,423	28,073	25,172	26,370	27,109	26,423	25,848	26,583	23,470	24,086	
3,237	3,248	2,088	2,090	1,042	1,046	1,110	1,153	936	946	1,043	1,114	1,080	1,140	1,076	1,032	1,047	1,043	
681	926	657	743	327	330	361	329	239	218	216	243	222	301	323	303	394	349	
5,699	6,169	4,058	4,086	2,067	1,991	2,037	1,946	1,850	1,884	1,896	1,908	1,895	1,965	2,083	2,122	2,068	2,018	
2,845	2,947	1,971	1,921	1,012	959	988	963	928	1,009	975	950	920	947	983	1,017	984	938	
2,224	2,462	1,635	1,687	825	809	822	787	736	689	732	744	748	770	834	858	840	847	
630	760	452	478	230	223	227	196	186	186	189	215	227	247	266	247	245	233	
19,955	22,585	15,179	15,463	7,922	7,258	8,000	7,205	6,107	5,934	5,992	6,741	7,222	7,320	7,636	7,629	7,747	7,716	
5,771	7,227	5,064	4,895	2,679	2,385	2,741	2,135	1,499	1,458	1,465	2,068	2,238	2,364	2,417	2,446	2,480	2,415	
7,246	7,163	4,402	4,922	2,258	2,143	2,409	2,477	2,251	2,312	2,331	2,456	2,459	2,442	2,350	2,372	2,418	2,505	
3,216	3,673	2,389	2,546	1,223	1,165	1,158	1,159	1,053	1,061	1,072	1,054	1,090	1,070	1,323	1,280	1,262	1,284	
3,722	4,522	3,325	3,099	1,761	1,564	1,691	1,433	1,305	1,102	1,123	1,163	1,436	1,444	1,547	1,531	1,587	1,512	
137,924	128,843	70,646	77,426	37,725	32,920	37,610	39,912	39,543	44,730	45,973	46,633	45,318	44,279	43,441	41,123	41,517	35,909	
75,616	68,330	30,579	38,353	17,255	13,325	15,090	17,952	18,912	23,423	24,989	25,665	24,961	24,433	23,259	20,637	21,738	16,615	
27,982	27,967	19,076	19,429	9,640	9,437	9,947	8,803	8,684	9,126	9,132	9,704	9,146	8,766	9,344	9,857	9,802	9,627	
2,695	2,573	1,583	1,760	819	764	829	834	752	915	888	893	914	879	860	834	875	885	
31,632	29,973	19,407	17,883	10,012	9,395	11,744	12,322	11,195	11,266	10,964	10,371	10,296	10,202	9,977	9,794	9,101	8,782	
39,328	44,345	29,637	31,147	15,328	14,309	14,816	14,454	12,833	12,631	12,285	13,172	13,871	14,185	14,728	15,432	15,584	15,563	
11,699	12,577	8,688	9,262	4,425	4,263	4,501	4,187	3,792	3,842	3,908	3,955	3,836	3,830	4,285	4,462	4,587	4,675	
12,496	15,168	9,700	9,991	5,005	4,695	4,858	4,648	3,860	3,479	3,348	4,154	4,994	5,054	5,040	5,075	4,942	5,048	
15,133	16,600	11,250	11,895	5,899	5,351	5,457	5,619	5,182	5,310	5,028	5,063	5,041	5,301	5,404	5,896	6,055	5,840	
152,431	154,174	86,099	93,172	42,314	43,785	49,245	46,114	43,761	49,702	46,422	51,511	54,497	52,549	51,466	50,160	45,026	48,146	
125,955	127,284	70,758	76,967	34,327	36,431	41,448	37,516	35,887	40,908	38,080	42,451	45,424	43,597	42,630	41,058	36,749	40,218	
14,995	14,766	8,401	8,985	4,383	4,018	4,426	4,552	4,206	4,704	4,696	5,109	5,190	5,059	4,832	4,875	4,583	4,401	
11,481	12,123	6,940	7,220	3,605	3,336	3,372	4,046	3,668	4,091	3,647	3,951	3,883	3,893	4,003	4,227	3,693	3,527	
29,656	35,437	18,878	21,547	9,788	9,091	10,250	10,363	9,353	9,387	9,433	9,743	10,481	10,703	12,592	12,142	11,158	10,389	
21,536	26,188	13,451	15,844	6,931	6,520	7,334	7,258	6,715	6,737	6,904	7,101	7,532	7,646	9,421	9,122	8,243	7,601	
3,651	4,464	2,467	2,588	1,299	1,167	1,366	1,425	1,122	1,195	1,174	1,189	1,288	1,519	1,513	1,432	1,324	1,264	
3,174	3,095	2,007	2,074	1,047	960	986	1,154	1,158	1,095	988	1,049	1,137	998	1,064	1,033	1,061	1,012	
1,295	1,689	954	1,041	511	443	563	526	358	360	367	404	524	541	594	554	530	511	
467,562	474,582	270,688	293,229	138,986	131,703	144,610	147,942	142,043	153,503	148,431	157,436	161,694	158,864	159,194	156,524	148,010	145,219	

Jadual **1.1b** : Nilai Jualan Sektor Pembuatan Mengikut Subsektor: Perubahan Peratusan Tahunan
 Table **1.1b** : Sales Value of Manufacturing Sector by Sub-sector: Annual Percentage Change

Subsektor Sub-sector	2021	2022	2021				2022				
			Q1	Q2	Q3	Q4	Q1	Q2	Q3	Q4	
1. Makanan, minuman dan tembakau <i>Food, beverages and tobacco</i>	12.7	12.8	10.4	14.1	8.8	17.0	16.3	16.5	13.0	6.5	
10 Pembuatan produk makanan <i>Manufacture of food products</i>	12.9	12.5	11.4	12.3	10.6	17.1	17.0	15.9	11.5	6.8	
11 Pembuatan minuman <i>Manufacture of beverages</i>	12.0	19.6	-1.9	66.6	-6.5	16.5	6.3	30.5	42.2	7.6	
12 Pembuatan produk tembakau <i>Manufacture of tobacco products</i>	-3.9	16.0	2.9	222.9	-71.5	11.1	4.7	32.1	155.9	-16.4	
2. Tekstil, pakaian, kulit dan kasut <i>Textiles, wearing apparel, leather and footwear</i>	10.8	7.7	2.0	44.1	0.6	7.1	8.0	9.2	12.9	1.7	
13 Pembuatan tekstil <i>Manufacture of textiles</i>	21.0	8.6	4.1	69.8	12.9	14.3	14.1	8.3	11.9	1.2	
14 Pembuatan pakaian <i>Manufacture of wearing apparel</i>	3.0	3.5	-0.4	23.8	-5.3	-0.1	2.7	7.5	6.1	-1.2	
15 Pembuatan produk kulit dan barangan berkaitan <i>Manufacture of leather and related products</i>	0.6	20.5	2.8	25.6	-25.7	6.6	3.6	22.6	54.5	14.8	
3. Produk kayu, perabot, keluaran kertas dan percetakan <i>Wood products, furniture, paper products and printing</i>	5.3	11.1	2.1	42.8	-15.3	7.5	10.1	16.9	19.0	1.7	
16 Pembuatan kayu dan produk kayu dan gabus, kecuali perabot; pembuatan bagi artikel jerami dan bahan-bahan anyaman <i>Manufacture of wood and products of wood and cork, except furniture; manufacture of articles of straw and plaiting materials</i>	3.4	12.4	-7.0	81.0	-21.6	10.7	13.4	22.3	22.6	-0.6	
17 Pembuatan kertas dan produk kertas <i>Manufacture of paper and paper products</i>	15.8	9.6	10.7	29.4	10.0	14.9	10.2	10.3	11.9	6.1	
18 Percetakan dan penerbitan semula media rakaman <i>Printing and reproduction of recorded media</i>	4.9	13.3	3.8	42.7	-15.0	3.5	7.8	22.0	18.8	7.5	
31 Pembuatan perabot <i>Manufacture of furniture</i>	-5.7	9.8	5.1	33.7	-39.0	-2.9	6.7	18.9	29.4	-5.2	
4. Petroleum, kimia, getah dan plastik <i>Petroleum, chemical, rubber and plastic</i>	27.5	15.5	8.1	46.3	34.2	25.2	9.7	11.1	24.4	16.2	
19 Pembuatan kok dan produk petroleum bertapis <i>Manufacture of coke and refined petroleum products</i>	36.6	42.3	-17.6	59.8	66.8	58.9	36.3	36.3	57.2	37.4	
20 Pembuatan kimia dan produk kimia <i>Manufacture of chemicals and chemical products</i>	12.9	9.0	3.9	17.2	15.9	16.4	10.0	14.9	9.4	2.9	
21 Pembuatan produk farmaseutikal asas, kimia perubatan dan botani <i>Manufacture of basic pharmaceutical products and pharmaceutical preparations</i>	17.1	10.8	19.8	12.7	13.9	22.7	13.9	10.7	12.1	7.1	
22 Pembuatan produk getah dan plastik <i>Manufacture of rubber and plastics products</i>	29.6	-12.1	56.0	56.5	17.6	-1.3	-15.0	-17.4	-9.1	-5.0	
5. Produk mineral bukan logam, logam asas dan produk logam yang direka <i>Non-metallic mineral products, basic metal and fabricated metal products</i>	7.1	12.5	0.6	47.8	-11.9	7.7	8.4	18.5	23.1	3.9	
23 Pembuatan produk galian bukan logam lain <i>Manufacture of other non-metallic mineral products</i>	6.4	15.2	1.8	66.8	-17.0	2.0	6.9	20.6	33.5	6.0	
24 Pembuatan logam asas <i>Manufacture of basic metals</i>	8.0	9.4	0.5	51.7	-10.2	10.2	10.3	16.4	11.2	2.2	
25 Pembuatan produk logam, kecuali mesin dan kelengkapan <i>Manufacture of fabricated metal products, except machinery and equipment</i>	6.8	13.2	-0.2	34.2	-9.4	9.8	8.0	18.6	26.6	3.8	
6. Produk elektrik dan elektronik <i>Electrical and electronic products</i>	14.5	20.3	11.1	30.0	2.9	17.7	17.6	24.2	25.5	14.8	
26 Pembuatan komputer, produk elektronik dan optikal <i>Manufacture of computer, electronics and optical products</i>	14.2	22.4	12.4	28.3	2.5	17.4	18.2	27.9	28.0	16.6	
27 Pembuatan kelengkapan elektrik <i>Manufacture of electrical equipment</i>	15.1	15.6	5.7	38.9	2.7	18.9	20.2	15.1	21.1	7.4	
28 Pembuatan jentera dan peralatan t.t.t.l. <i>Manufacture of machinery and equipment n.e.c.</i>	16.2	6.9	5.7	35.1	6.8	19.1	9.3	4.6	7.7	6.3	
7. Kelengkapan pengangkutan dan pembuatan lain <i>Transport equipment and other manufactures</i>	5.9	14.5	15.2	47.3	-24.4	5.6	5.5	18.2	31.1	7.9	
29 Pembuatan kenderaan bermotor, treler dan semi treler <i>Manufacture of motor vehicles, trailers and semi-trailers</i>	6.0	15.3	22.7	47.3	-26.8	5.2	6.3	20.0	32.1	7.9	
30 Pembuatan kelengkapan pengangkutan lain <i>Manufacture of other transport equipment</i>	8.9	11.3	-0.8	50.4	-7.0	8.3	2.6	13.6	21.2	9.9	
32 Pembuatan lain <i>Other manufacturing</i>	3.8	16.3	1.3	51.0	-25.8	3.9	3.8	15.8	48.3	5.6	
33 Pembaikan dan pemasangan jentera dan kelengkapan <i>Repair and installation of machinery and equipment</i>	0.0	7.9	0.6	29.8	-24.8	8.3	6.1	10.1	10.2	6.2	
Pembuatan <i>Manufacturing</i>	Jumlah <i>Total</i>	15.5	15.8	8.5	33.9	6.4	16.5	12.8	17.4	22.5	11.1

(%)

2022	2023	2022												2023	
(Jan. - Feb.)	(Jan. - Feb.)	Jan.	Feb.	Mac	Apr.	Mei	Jun	Jul.	Ogo.	Sep.	Okt.	Nov.	Dis.	Jan.	Feb.
17.2	9.1	20.6	13.8	14.4	14.9	20.3	14.3	14.4	18.4	7.1	4.6	4.7	10.3	4.5	14.0
18.0	9.5	21.7	14.2	15.1	14.9	20.8	12.3	12.1	16.8	6.4	4.9	4.6	11.0	4.4	14.8
6.5	0.1	6.4	6.6	5.8	14.8	13.9	89.4	80.6	40.9	18.9	6.8	10.4	5.7	0.5	-0.3
5.8	13.1	2.3	9.6	2.6	15.6	0.5	200.5	179.5	353.6	63.9	-23.6	-2.1	-21.2	20.6	5.7
8.1	0.7	8.4	7.7	8.0	8.3	7.7	11.8	15.4	13.8	9.7	0.8	2.7	1.5	0.1	1.4
16.4	-2.5	17.9	14.8	9.7	9.2	7.7	8.0	13.6	13.4	8.9	3.0	0.2	0.4	-2.8	-2.2
0.6	3.2	0.1	1.1	7.3	7.7	7.3	7.5	7.6	6.0	4.7	-5.8	1.3	0.8	1.7	4.7
3.7	5.7	2.4	5.1	3.4	6.4	9.6	69.9	82.8	56.7	35.3	16.9	18.6	9.0	6.5	4.8
10.7	1.9	13.1	8.1	9.0	13.1	11.9	28.1	33.9	15.4	12.0	4.6	0.4	0.3	-2.2	6.3
13.3	-3.3	16.8	9.6	13.6	13.4	18.5	43.5	44.9	18.6	14.6	5.8	-2.0	-4.9	-7.4	1.2
12.5	11.8	16.0	9.1	6.2	11.5	8.3	11.0	13.8	11.9	10.1	6.9	2.8	8.8	7.0	16.9
7.2	6.6	7.7	6.8	8.9	9.2	12.7	54.5	33.8	12.7	12.2	8.9	9.4	4.5	3.2	10.2
7.0	-6.8	8.0	5.8	6.2	18.8	10.8	30.2	82.8	20.2	11.0	-3.3	-6.0	-6.2	-9.9	-3.3
11.7	9.6	15.7	7.4	6.3	6.7	7.7	18.8	19.1	27.2	27.2	23.8	15.0	10.3	10.1	9.1
36.6	25.4	46.2	26.0	35.5	23.2	26.5	59.2	51.8	59.6	60.6	56.0	32.1	25.4	26.0	24.7
10.4	1.9	10.8	10.1	9.1	18.7	17.3	9.4	9.9	10.1	8.1	2.4	5.3	1.1	1.7	2.0
16.3	11.2	24.0	9.1	9.6	15.4	8.3	8.5	15.9	11.7	8.9	7.4	6.7	7.2	6.9	15.8
-12.8	-7.9	-12.6	-13.0	-18.3	-16.1	-18.1	-18.0	-16.0	-5.3	-4.5	-4.8	-5.0	-5.1	-9.1	-6.5
8.1	5.1	8.0	8.2	9.1	9.3	10.2	43.2	44.2	22.3	9.5	4.5	3.1	3.9	1.7	8.8
6.1	6.6	4.8	7.4	8.5	12.9	11.0	43.5	46.8	34.3	21.5	7.6	5.2	5.4	3.7	9.7
9.6	3.0	9.7	9.5	11.8	10.3	13.0	30.6	34.6	7.3	2.4	2.7	2.2	1.7	-1.3	7.5
8.3	5.7	9.0	7.6	7.3	6.1	7.7	52.5	49.2	28.2	8.8	4.1	2.4	4.8	2.6	9.1
13.4	8.2	10.6	16.2	25.9	22.4	24.9	25.4	26.1	25.8	24.7	16.6	19.0	9.1	6.4	10.0
12.9	8.8	9.2	16.7	28.3	25.6	28.9	29.3	26.9	29.1	27.8	18.9	22.1	9.3	7.1	10.4
18.3	6.9	17.2	19.5	24.1	15.7	14.7	15.0	25.2	19.6	19.0	10.3	7.1	4.9	4.6	9.5
11.9	4.0	16.6	7.3	4.4	4.5	4.4	4.8	18.9	4.1	2.3	2.0	5.0	11.9	2.5	5.7
6.3	14.1	7.3	5.2	4.2	5.1	11.3	47.5	39.4	34.7	21.6	0.5	10.2	12.7	14.0	14.3
7.1	17.8	8.4	5.7	4.9	5.3	11.6	54.7	38.7	37.0	22.7	-3.2	11.4	15.3	18.9	16.6
3.0	4.9	2.7	3.4	2.0	6.6	12.8	24.0	35.6	15.3	15.6	16.6	7.0	6.5	1.8	8.3
5.3	3.3	4.9	5.6	0.8	0.5	8.5	50.7	66.5	60.0	27.6	6.0	7.4	3.4	1.4	5.4
6.1	9.1	9.6	2.4	6.1	9.4	9.0	12.3	10.5	10.3	9.8	6.8	5.1	6.7	3.7	15.4
12.2	8.3	13.1	11.2	13.9	13.2	15.7	23.4	23.8	24.4	19.5	12.9	11.8	8.8	6.5	10.3

Jadual **1.1c** : Nilai Jualan Sektor Pembuatan Mengikut Subsektor: Perubahan Peratusan Bulanan/Suku Tahunan
 Table : Sales Value of Manufacturing Sector by Sub-sector: Monthly/Quarterly Percentage Change

Subsektor Sub-sector	2021				2022				
	Q1	Q2	Q3	Q4	Q1	Q2	Q3	Q4	
1. Makanan, minuman dan tembakau <i>Food, beverages and tobacco</i>	-11.2	24.4	-0.8	6.7	-11.7	24.6	-3.7	0.6	
10 Pembuatan produk makanan <i>Manufacture of food products</i>	-12.4	28.1	-0.3	4.7	-12.5	26.8	-4.0	0.3	
11 Pembuatan minuman <i>Manufacture of beverages</i>	16.2	-22.7	-2.1	32.6	5.9	-5.1	6.7	0.3	
12 Pembuatan produk tembakau <i>Manufacture of tobacco products</i>	-2.4	-38.9	-55.2	316.2	-8.1	-22.9	-13.2	36.0	
2. Tekstil, pakaian, kulit dan kasut <i>Textiles, wearing apparel, leather and footwear</i>	-0.4	-7.8	-2.9	20.2	0.4	-6.8	0.3	8.3	
13 Pembuatan tekstil <i>Manufacture of textiles</i>	1.8	3.3	-5.1	14.6	1.6	-2.0	-1.9	3.6	
14 Pembuatan pakaian <i>Manufacture of wearing apparel</i>	-4.2	-14.0	1.9	18.9	-1.5	-10.0	0.6	10.7	
15 Pembuatan produk kulit dan barangan berkaitan <i>Manufacture of leather and related products</i>	5.6	-29.4	-12.0	62.5	2.6	-16.5	10.9	20.7	
3. Produk kayu, perabot, keluaran kertas dan percetakan <i>Wood products, furniture, paper products and printing</i>	1.9	-21.8	1.9	32.4	4.4	-17.0	3.7	13.2	
16 Pembuatan kayu dan produk kayu dan gabus, kecuali perabot; pembuatan bagi artikel jerami dan bahan-bahan anyaman <i>Manufacture of wood and products of wood and cork, except furniture; manufacture of articles of straw and plaiting materials</i>	4.7	-39.5	13.1	54.5	7.3	-34.8	13.3	25.2	
17 Pembuatan kertas dan produk kertas <i>Manufacture of paper and paper products</i>	5.2	3.3	1.4	4.2	0.9	3.4	2.9	-1.1	
18 Percetakan dan penerbitan semula media rakaman <i>Printing and reproduction of recorded media</i>	-0.3	-18.5	0.9	26.2	3.8	-7.7	-1.8	14.2	
31 Pembuatan perabot <i>Manufacture of furniture</i>	-4.3	-31.3	-11.0	65.9	5.1	-23.5	-3.1	21.5	
4. Petroleum, kimia, getah dan plastik <i>Petroleum, chemical, rubber and plastic</i>	11.4	13.3	-0.8	0.0	-2.3	14.7	11.1	-6.6	
19 Pembuatan kok dan produk petroleum bertapis <i>Manufacture of coke and refined petroleum products</i>	7.1	32.0	8.7	3.4	-8.2	32.0	25.4	-9.6	
20 Pembuatan kimia dan produk kimia <i>Manufacture of chemicals and chemical products</i>	12.9	-12.2	10.5	6.3	6.7	-8.3	5.1	-0.1	
21 Pembuatan produk farmaseutikal asas, kimia perubatan dan botani <i>Manufacture of basic pharmaceutical products and pharmaceutical preparations</i>	8.1	6.8	6.4	-0.1	0.4	3.7	7.7	-4.5	
22 Pembuatan produk getah dan plastik <i>Manufacture of rubber and plastics products</i>	14.7	14.9	-17.4	-9.3	-1.2	11.7	-9.1	-5.2	
5. Produk mineral bukan logam, logam asas dan produk logam yang direka <i>Non-metallic mineral products, basic metal and fabricated metal products</i>	3.4	-17.9	-5.1	33.6	4.1	-10.2	-1.5	12.8	
23 Pembuatan produk galian bukan logam lain <i>Manufacture of other non-metallic mineral products</i>	6.1	-20.5	-10.6	35.4	11.1	-10.4	-1.0	7.5	
24 Pembuatan logam asas <i>Manufacture of basic metals</i>	-2.0	-22.0	9.1	32.1	-1.9	-17.7	4.3	21.4	
25 Pembuatan produk logam, kecuali mesin dan kelengkapan <i>Manufacture of fabricated metal products, except machinery and equipment</i>	6.3	-12.2	-12.0	33.8	4.5	-3.6	-6.1	9.7	
6. Produk elektrik dan elektronik <i>Electrical and electronic products</i>	0.8	-2.4	8.1	10.6	0.8	3.1	9.2	1.1	
26 Pembuatan komputer, produk elektronik dan optikal <i>Manufacture of computer, electronics and optical products</i>	2.1	-5.9	10.1	10.9	2.8	1.9	10.2	1.1	
27 Pembuatan kelengkapan elektrik <i>Manufacture of electrical equipment</i>	-7.7	9.6	5.9	11.0	-6.7	4.9	11.4	-1.5	
28 Pembuatan jentera dan peralatan t.t.t.l. <i>Manufacture of machinery and equipment n.e.c.</i>	-1.6	19.7	-5.6	7.1	-9.6	14.5	-2.7	5.6	
7. Kelengkapan pengangkutan dan pembuatan lain <i>Transport equipment and other manufactures</i>	-11.3	-10.8	-8.1	45.2	-11.3	-0.1	1.9	19.5	
29 Pembuatan kenderaan bermotor, treler dan semi treler <i>Manufacture of motor vehicles, trailers and semi-trailers</i>	-15.2	-11.7	-5.6	48.9	-14.4	-0.4	4.0	21.6	
30 Pembuatan kelengkapan pengangkutan lain <i>Manufacture of other transport equipment</i>	-0.5	-11.8	-8.6	34.9	-5.6	-2.4	-2.5	22.3	
32 Pembuatan lain <i>Other manufacturing</i>	2.3	2.0	-27.3	37.0	2.1	13.8	-6.8	-2.5	
33 Pembaikan dan pemasangan jentera dan kelengkapan <i>Repair and installation of machinery and equipment</i>	-2.7	-21.0	4.1	35.3	-4.6	-18.0	4.1	30.4	
Pembuatan <i>Manufacturing</i>	Jumlah <i>Total</i>	0.5	2.6	1.1	11.8	-2.7	6.8	5.4	1.5

(%)

2022												2023	
Jan.	Feb.	Mac	Apr.	Mei	Jun	Jul.	Ogo.	Sep.	Okt.	Nov.	Dis.	Jan.	Feb.
-5.8	-6.3	1.4	23.4	2.3	2.2	-9.6	4.9	2.5	-1.9	-2.2	2.5	-10.8	2.3
-6.2	-6.7	1.0	25.0	3.6	2.4	-10.3	4.8	2.8	-2.5	-2.2	2.8	-11.7	2.6
6.7	0.3	6.1	3.9	-18.9	1.1	10.3	6.8	-3.1	5.6	-5.6	-4.1	1.5	-0.4
-14.9	1.0	9.4	-9.0	-27.4	-8.8	-0.7	12.7	-9.0	35.7	7.5	-6.3	30.3	-11.5
-1.1	-3.7	2.3	-4.5	-4.9	1.8	0.6	0.7	-0.7	3.7	6.0	1.9	-2.5	-2.4
-0.1	-5.2	3.0	-2.5	-3.6	8.7	-3.4	-2.5	-3.1	2.9	3.8	3.5	-3.3	-4.7
-3.1	-2.0	1.5	-4.3	-6.5	-6.4	6.3	1.6	0.6	2.9	8.2	2.9	-2.1	0.9
1.5	-3.0	2.0	-13.9	-5.1	0.3	1.3	13.7	5.6	9.2	7.7	-7.4	-0.8	-4.6
4.1	-8.4	10.2	-9.9	-15.2	-2.8	1.0	12.5	7.1	1.4	4.3	-0.1	1.5	-0.4
4.2	-11.0	14.9	-22.1	-29.8	-2.7	0.5	41.1	8.2	5.6	2.2	1.2	1.4	-2.6
3.6	-5.1	12.4	2.8	-9.1	2.7	0.8	5.4	0.1	-0.7	-3.8	1.0	1.9	3.6
-0.1	-4.7	-0.6	0.1	-9.2	0.8	1.0	-1.7	3.4	-1.8	23.6	-3.3	-1.4	1.7
7.9	-11.2	8.1	-15.3	-9.0	-15.5	1.9	3.6	23.5	0.6	7.1	-1.0	3.6	-4.7
1.1	-12.7	14.2	6.1	-0.9	13.1	2.8	1.4	-2.8	-2.3	-1.9	-5.3	1.0	-13.5
4.9	-22.8	13.2	19.0	5.3	23.9	6.7	2.7	-2.7	-2.1	-4.8	-11.3	5.3	-23.6
-1.1	-2.1	5.4	-11.5	-1.4	5.1	0.1	6.3	-5.8	-4.2	6.6	5.5	-0.6	-1.8
5.3	-6.7	8.5	0.6	-9.8	21.6	-3.0	0.6	2.4	-3.9	-2.1	-3.1	5.0	1.1
-3.0	-6.2	25.0	4.9	-9.1	0.6	-2.7	-5.4	-0.7	-0.9	-2.2	-1.8	-7.1	-3.5
3.2	-6.6	3.5	-2.4	-11.2	-1.6	-2.7	7.2	5.3	2.3	3.8	4.8	1.0	-0.1
4.5	-3.6	5.6	-7.0	-9.4	1.3	1.7	1.2	-3.0	-0.2	11.9	4.1	2.8	1.9
0.3	-6.2	3.5	-4.3	-17.0	-9.9	-3.8	24.1	20.2	1.2	-0.3	0.7	-2.6	2.1
4.8	-9.3	2.0	3.0	-7.8	2.5	-5.3	0.7	-0.4	5.1	1.9	9.1	2.7	-3.5
-8.0	3.5	12.5	-6.4	-5.1	13.6	-6.6	11.0	5.8	-3.6	-2.1	-2.5	-10.2	6.9
-8.6	6.1	13.8	-9.5	-4.3	14.0	-6.9	11.5	7.0	-4.0	-2.2	-3.7	-10.5	9.4
-5.7	-8.3	10.1	2.8	-7.6	11.8	-0.2	8.8	1.6	-2.5	-4.5	0.9	-6.0	-4.0
-4.6	-7.5	1.1	20.0	-9.4	11.5	-10.9	8.3	-1.7	0.2	2.8	5.6	-12.6	-4.5
-9.1	-7.1	12.7	1.1	-9.7	0.4	0.5	3.3	7.6	2.1	17.7	-3.6	-8.1	-6.9
-12.4	-5.9	12.5	-1.0	-7.5	0.3	2.5	2.9	6.1	1.5	23.2	-3.2	-9.6	-7.8
-3.3	-10.2	17.0	4.3	-21.2	6.5	-1.8	1.2	8.3	18.0	-0.4	-5.4	-7.6	-4.5
4.8	-8.3	2.7	17.0	0.3	-5.4	-9.8	6.2	8.4	-12.3	6.6	-2.9	2.7	-4.6
-1.7	-13.3	27.1	-6.6	-32.0	0.6	1.9	10.1	29.7	3.2	9.9	-6.7	-4.5	-3.4
-3.4	-5.2	9.8	2.3	-4.0	8.1	-3.3	6.1	2.7	-1.8	0.2	-1.7	-5.4	-1.9

Jadual **1.2a** : Bilangan Pekerja Bergaji Sektor Pembuatan Mengikut Subsektor
 Table **1.2a** : Number of Paid Employees of Manufacturing Sector by Sub-sector

Subsektor Sub-sector	2021	2022	2021		
			Q1	Q2	
1. Makanan, minuman dan tembakau <i>Food, beverages and tobacco</i>	297,901	312,503	298,808	298,494	
10 Pembuatan produk makanan <i>Manufacture of food products</i>	280,751	294,898	281,281	281,706	
11 Pembuatan minuman <i>Manufacture of beverages</i>	15,951	16,373	16,115	15,637	
12 Pembuatan produk tembakau <i>Manufacture of tobacco products</i>	1,199	1,232	1,412	1,151	
2. Tekstil, pakaian, kulit dan kasut <i>Textiles, wearing apparel, leather and footwear</i>	82,500	84,022	81,540	78,971	
13 Pembuatan tekstil <i>Manufacture of textiles</i>	27,738	27,871	27,384	27,027	
14 Pembuatan pakaian <i>Manufacture of wearing apparel</i>	42,474	43,591	42,142	40,318	
15 Pembuatan produk kulit dan barangan berkaitan <i>Manufacture of leather and related products</i>	12,288	12,559	12,015	11,626	
3. Produk kayu, perabot, keluaran kertas dan percetakan <i>Wood products, furniture, paper products and printing</i>	293,945	300,117	286,710	278,262	
16 Pembuatan kayu dan produk kayu dan gabus, kecuali perabot; pembuatan bagi artikel jerami dan bahan-bahan anyaman <i>Manufacture of wood and products of wood and cork, except furniture; manufacture of articles of straw and plaiting materials</i>	93,465	94,044	90,158	88,825	
17 Pembuatan kertas dan produk kertas <i>Manufacture of paper and paper products</i>	56,213	58,658	55,320	54,235	
18 Percetakan dan penerbitan semula media rakaman <i>Printing and reproduction of recorded media</i>	67,428	70,120	65,618	63,077	
31 Pembuatan perabot <i>Manufacture of furniture</i>	76,839	77,294	75,614	72,124	
4. Petroleum, kimia, getah dan plastik <i>Petroleum, chemical, rubber and plastic</i>	420,316	431,348	423,964	427,330	
19 Pembuatan kok dan produk petroleum bertapis <i>Manufacture of coke and refined petroleum products</i>	17,093	17,817	17,207	16,812	
20 Pembuatan kimia dan produk kimia <i>Manufacture of chemicals and chemical products</i>	101,692	104,895	104,975	101,641	
21 Pembuatan produk farmaseutikal asas, kimia perubatan dan botani <i>Manufacture of basic pharmaceutical products and pharmaceutical preparations</i>	25,092	27,325	23,420	26,265	
22 Pembuatan produk getah dan plastik <i>Manufacture of rubber and plastics products</i>	276,438	281,311	278,363	282,612	
5. Produk mineral bukan logam, logam asas dan produk logam yang <i>Non-metallic mineral products, basic metal and fabricated metal</i>	373,358	378,084	373,885	362,525	
23 Pembuatan produk galian bukan logam lain <i>Manufacture of other non-metallic mineral products</i>	105,600	107,304	104,197	102,770	
24 Pembuatan logam asas <i>Manufacture of basic metals</i>	111,076	111,538	111,732	107,896	
25 Pembuatan produk logam, kecuali mesin dan kelengkapan <i>Manufacture of fabricated metal products, except machinery and equipment</i>	156,682	159,242	157,956	151,859	
6. Produk elektrik dan elektronik <i>Electrical and electronic products</i>	585,527	615,997	562,623	568,471	
26 Pembuatan komputer, produk elektronik dan optikal <i>Manufacture of computer, electronics and optical products</i>	390,477	416,128	370,468	376,557	
27 Pembuatan kelengkapan elektrik <i>Manufacture of electrical equipment</i>	102,080	103,580	99,658	98,270	
28 Pembuatan jentera dan peralatan t.t.t.l. <i>Manufacture of machinery and equipment n.e.c.</i>	92,969	96,289	92,497	93,644	
7. Kelengkapan pengangkutan dan pembuatan lain <i>Transport equipment and other manufactures</i>	206,071	213,364	206,014	201,366	
29 Pembuatan kenderaan bermotor, treler dan semi treler <i>Manufacture of motor vehicles, trailers and semi-trailers</i>	83,798	86,835	83,226	82,711	
30 Pembuatan kelengkapan pengangkutan lain <i>Manufacture of other transport equipment</i>	41,596	43,427	43,092	40,706	
32 Pembuatan lain <i>Other manufacturing</i>	39,222	40,788	38,583	37,931	
33 Pembaikan dan pemasangan jentera dan kelengkapan <i>Repair and installation of machinery and equipment</i>	41,456	42,314	41,113	40,018	
Pembuatan <i>Manufacturing</i>	Jumlah <i>Total</i>	2,259,619	2,335,435	2,233,545	2,215,420

		2022				2022		2023	
Q3	Q4	Q1	Q2	Q3	Q4	(Jan. - Feb.)	(Jan. - Feb.)		
299,079	297,901	302,632	303,341	307,220	312,503	302,562	319,546		
281,854	280,751	284,914	285,923	289,878	294,898	284,847	301,386		
16,029	15,951	16,304	16,247	16,144	16,373	16,283	16,717		
1,196	1,199	1,413	1,170	1,198	1,232	1,432	1,443		
78,901	82,500	83,137	82,639	82,292	84,022	83,322	84,831		
27,293	27,738	27,585	27,660	27,897	27,871	27,519	27,854		
39,623	42,474	43,154	42,708	41,931	43,591	43,104	43,863		
11,985	12,288	12,399	12,272	12,464	12,559	12,698	13,114		
287,981	293,945	295,043	294,663	295,302	300,117	296,332	303,581		
93,126	93,465	91,448	92,333	93,204	94,044	93,451	95,214		
54,814	56,213	56,974	56,605	57,633	58,658	57,016	59,436		
62,499	67,428	67,661	65,902	65,467	70,120	67,331	69,878		
77,542	76,839	78,959	79,824	78,998	77,294	78,533	79,053		
422,651	420,316	428,403	431,602	433,224	431,348	420,036	431,616		
17,148	17,093	17,719	17,262	17,651	17,817	17,282	17,989		
101,298	101,692	105,228	102,801	102,306	104,895	102,145	105,966		
26,547	25,092	24,800	27,994	28,824	27,325	24,817	26,916		
277,659	276,438	280,656	283,545	284,443	281,311	275,791	280,746		
365,349	373,358	376,488	372,058	374,888	378,084	374,228	379,566		
103,829	105,600	105,181	106,264	107,175	107,304	104,914	105,797		
106,907	111,076	112,250	110,408	111,054	111,538	112,084	112,481		
154,614	156,682	159,057	155,387	156,659	159,242	157,230	161,289		
573,632	585,527	590,903	602,060	611,431	615,997	589,135	615,055		
381,683	390,477	394,505	403,586	411,580	416,128	391,825	413,081		
100,361	102,080	102,806	102,185	104,235	103,580	102,254	103,887		
91,587	92,969	93,591	96,289	95,616	96,289	95,057	98,086		
203,813	206,071	210,719	211,541	212,603	213,364	210,312	215,772		
83,032	83,798	85,015	85,774	86,316	86,835	85,095	87,089		
41,603	41,596	43,328	42,973	43,725	43,427	43,045	44,313		
38,175	39,222	39,511	39,779	40,695	40,788	39,702	40,892		
41,003	41,456	42,865	43,016	41,867	42,314	42,470	43,478		
2,231,406	2,259,619	2,287,325	2,297,905	2,316,961	2,335,435	2,275,927	2,349,967		

Jadual **1.2a** : Bilangan Pekerja Bergaji Sektor Pembuatan Mengikut Subsektor (samb.)
 Table : Number of Paid Employees of Manufacturing Sector by Sub-sector (cont.)

Subsektor	Jan.	Feb.	Mac.	Apr.
	1. Makanan, minuman dan tembakau	302,519	302,562	302,632
Food, beverages and tobacco				
10 Pembuatan produk makanan Manufacture of food products	285,122	284,847	284,914	284,565
11 Pembuatan minuman Manufacture of beverages	16,109	16,283	16,304	16,479
12 Pembuatan produk tembakau Manufacture of tobacco products	1,288	1,432	1,413	1,165
2. Tekstil, pakaian, kulit dan kasut	82,795	83,322	83,137	82,751
Textiles, wearing apparel, leather and footwear				
13 Pembuatan tekstil Manufacture of textiles	27,610	27,519	27,585	27,520
14 Pembuatan pakaian Manufacture of wearing apparel	42,686	43,104	43,154	42,859
15 Pembuatan produk kulit dan barangan berkaitan Manufacture of leather and related products	12,500	12,698	12,399	12,371
3. Produk kayu, perabot, keluaran kertas dan percetakan	296,297	296,332	295,043	292,921
Wood products, furniture, paper products and printing				
16 Pembuatan kayu dan produk kayu dan gabus, kecuali perabot; pembuatan bagi artikel jerami dan bahan-bahan anyaman Manufacture of wood and products of wood and cork, except furniture; manufacture of articles of straw and plaiting materials	93,872	93,451	91,448	90,930
17 Pembuatan kertas dan produk kertas Manufacture of paper and paper products	56,584	57,016	56,974	56,425
18 Percetakan dan penerbitan semula media rakaman Printing and reproduction of recorded media	67,482	67,331	67,661	65,412
31 Pembuatan perabot Manufacture of furniture	78,359	78,533	78,959	80,154
4. Petroleum, kimia, getah dan plastik	421,546	420,036	428,403	435,322
Petroleum, chemical, rubber and plastic				
19 Pembuatan kok dan produk petroleum bertapis Manufacture of coke and refined petroleum products	17,035	17,282	17,719	17,224
20 Pembuatan kimia dan produk kimia Manufacture of chemicals and chemical products	102,342	102,145	105,228	102,125
21 Pembuatan produk farmaseutikal asas, kimia perubatan dan botani Manufacture of basic pharmaceutical products and pharmaceutical preparations	24,691	24,817	24,800	28,001
22 Pembuatan produk getah dan plastik Manufacture of rubber and plastics products	277,478	275,791	280,656	287,972
5. Produk mineral bukan logam, logam asas dan produk logam yang direka	375,795	374,228	376,488	374,377
Non-metallic mineral products, basic metal and fabricated metal products				
23 Pembuatan produk galian bukan logam lain Manufacture of other non-metallic mineral products	106,663	104,914	105,181	105,571
24 Pembuatan logam asas Manufacture of basic metals	111,920	112,084	112,250	111,767
25 Pembuatan produk logam, kecuali mesin dan kelengkapan Manufacture of fabricated metal products, except machinery and equipment	157,212	157,230	159,057	157,040
6. Produk elektrik dan elektronik	585,997	589,135	590,903	593,311
Electrical and electronic products				
26 Pembuatan komputer, produk elektronik dan optikal Manufacture of computer, electronics and optical products	389,778	391,825	394,505	396,868
27 Pembuatan kelengkapan elektrik Manufacture of electrical equipment	102,398	102,254	102,806	101,638
28 Pembuatan jentera dan peralatan t.t.t.l. Manufacture of machinery and equipment n.e.c.	93,820	95,057	93,591	94,805
7. Kelengkapan pengangkutan dan pembuatan lain	209,197	210,312	210,719	210,578
Transport equipment and other manufactures				
29 Pembuatan kenderaan bermotor, treler dan semi treler Manufacture of motor vehicles, trailers and semi-trailers	84,390	85,095	85,015	85,024
30 Pembuatan kelengkapan pengangkutan lain Manufacture of other transport equipment	42,840	43,045	43,328	42,914
32 Pembuatan lain Other manufacturing	39,437	39,702	39,511	39,543
33 Pembaikan dan pemasangan jentera dan kelengkapan Repair and installation of machinery and equipment	42,529	42,470	42,865	43,097
Pembuatan	Jumlah			
<i>Manufacturing</i>	<i>Total</i>	2,274,146	2,275,927	2,287,325
				2,291,471

2022								2023	
Mei.	Jun	Jul.	Ogo.	Sep.	Okt.	Nov.	Dis.	Jan.	Feb.
302,204	303,341	304,381	304,832	307,220	307,965	309,974	312,503	316,809	319,546
284,653	285,923	287,015	287,594	289,878	290,649	292,711	294,898	298,930	301,386
16,387	16,247	16,202	16,129	16,144	16,114	16,054	16,373	16,583	16,717
1,165	1,170	1,164	1,109	1,198	1,202	1,210	1,232	1,296	1,443
83,370	82,639	81,862	81,858	82,292	81,849	83,811	84,022	84,837	84,831
27,779	27,660	27,505	27,647	27,897	27,872	27,976	27,871	28,095	27,854
43,163	42,708	42,220	41,905	41,931	41,479	43,321	43,591	43,879	43,863
12,427	12,272	12,137	12,307	12,464	12,498	12,515	12,559	12,863	13,114
295,530	294,663	292,698	292,935	295,302	298,664	300,048	300,117	302,697	303,581
93,579	92,333	91,869	92,040	93,204	93,340	94,188	94,044	94,568	95,214
56,563	56,605	56,767	56,700	57,633	58,303	58,481	58,658	58,843	59,436
65,771	65,902	65,724	65,699	65,467	68,259	69,835	70,120	70,262	69,878
79,616	79,824	78,338	78,497	78,998	78,762	77,544	77,294	79,024	79,053
434,915	431,602	432,621	432,825	433,224	432,250	430,799	431,348	430,230	431,616
17,268	17,262	17,640	17,686	17,651	17,646	17,670	17,817	17,783	17,989
102,923	102,801	102,703	102,421	102,306	103,621	104,390	104,895	105,650	105,966
27,853	27,994	28,379	28,682	28,824	28,855	27,473	27,325	26,805	26,916
286,870	283,545	283,899	284,037	284,443	282,128	281,266	281,311	279,992	280,746
374,101	372,058	373,089	373,337	374,888	375,558	375,679	378,084	380,545	379,566
106,066	106,264	107,000	106,813	107,175	107,067	107,508	107,304	107,769	105,797
111,053	110,408	110,892	110,780	111,054	111,993	111,458	111,538	112,701	112,481
156,982	155,387	155,197	155,745	156,659	156,498	156,713	159,242	160,075	161,289
595,704	602,060	603,601	611,200	611,431	611,800	614,961	615,997	611,164	615,055
399,275	403,586	405,675	411,047	411,580	410,859	414,913	416,128	410,422	413,081
101,558	102,185	102,256	104,335	104,235	104,814	103,875	103,580	103,746	103,887
94,870	96,289	95,670	95,818	95,616	96,128	96,173	96,289	96,996	98,086
210,863	211,541	212,654	212,365	212,603	213,094	212,798	213,364	215,669	215,772
84,900	85,774	86,035	86,090	86,316	86,386	86,315	86,835	87,000	87,089
42,862	42,973	43,240	43,405	43,725	43,686	43,603	43,427	44,293	44,313
39,753	39,779	40,553	40,594	40,695	40,669	40,708	40,788	40,916	40,892
43,347	43,016	42,826	42,276	41,867	42,353	42,172	42,314	43,460	43,478
2,296,686	2,297,905	2,300,906	2,309,353	2,316,961	2,321,179	2,328,070	2,335,435	2,341,951	2,349,967

Jadual **1.2b** : Bilangan Pekerja Bergaji Sektor Pembuatan Mengikut Subsektor: Perubahan Peratusan Tahunan
 Table **1.2b** : Number of Paid Employees of Manufacturing Sector by Sub-sector: Annual Percentage Change

Subsektor Sub-sector	2021	2022	2021				2022				
			Q1	Q2	Q3	Q4	Q1	Q2	Q3	Q4	
1. Makanan, minuman dan tembakau <i>Food, beverages and tobacco</i>	2.4	4.9	0.1	0.5	0.8	2.4	1.3	1.6	2.7	4.9	
10 Pembuatan produk makanan <i>Manufacture of food products</i>	2.5	5.0	0.9	0.6	0.8	2.5	1.3	1.5	2.8	5.0	
11 Pembuatan minuman <i>Manufacture of beverages</i>	1.7	2.6	-10.6	-2.1	0.7	1.7	1.2	3.9	0.7	2.6	
12 Pembuatan produk tembakau <i>Manufacture of tobacco products</i>	3.3	2.8	-12.8	17.6	11.1	3.3	0.1	1.7	0.2	2.8	
2. Tekstil, pakaian, kulit dan kasut <i>Textiles, wearing apparel, leather and footwear</i>	2.5	1.8	-15.1	-11.6	-4.3	2.5	2.0	4.6	4.3	1.8	
13 Pembuatan tekstil <i>Manufacture of textiles</i>	3.9	0.5	-4.6	-2.7	0.4	3.9	0.7	2.3	2.2	0.5	
14 Pembuatan pakaian <i>Manufacture of wearing apparel</i>	1.3	2.6	-23.4	-18.8	-9.2	1.3	2.4	5.9	5.8	2.6	
15 Pembuatan produk kulit dan barangan berkaitan <i>Manufacture of leather and related products</i>	3.8	2.2	-2.5	-1.8	3.0	3.8	3.2	5.6	4.0	2.2	
3. Produk kayu, perabot, keluaran kertas dan percetakan <i>Wood products, furniture, paper products and printing</i>	3.4	2.1	-3.7	-1.4	1.5	3.4	2.9	5.9	2.5	2.1	
16 Pembuatan kayu dan produk kayu dan gabus, kecuali perabot; pembuatan bagi artikel jerami dan bahan-bahan anyaman <i>Manufacture of wood and products of wood and cork, except furniture; manufacture of articles of straw and plaiting materials</i>	2.6	0.6	-8.1	-3.5	0.5	2.6	1.4	3.9	0.1	0.6	
17 Pembuatan kertas dan produk kertas <i>Manufacture of paper and paper products</i>	3.5	4.3	-3.1	2.7	2.9	3.5	3.0	4.4	5.1	4.3	
18 Percetakan dan penerbitan semula media rakaman <i>Printing and reproduction of recorded media</i>	3.7	4.0	-1.2	-0.4	-1.9	3.7	3.1	4.5	4.7	4.0	
31 Pembuatan perabot <i>Manufacture of furniture</i>	4.0	0.6	-0.7	-2.5	4.6	4.0	4.4	10.7	1.9	0.6	
4. Petroleum, kimia, getah dan plastik <i>Petroleum, chemical, rubber and plastic</i>	0.7	2.6	1.8	3.8	1.3	0.7	1.0	1.0	2.5	2.6	
19 Pembuatan kok dan produk petroleum bertapis <i>Manufacture of coke and refined petroleum products</i>	2.8	4.2	-4.5	5.7	5.1	2.8	3.0	2.7	2.9	4.2	
20 Pembuatan kimia dan produk kimia <i>Manufacture of chemicals and chemical products</i>	0.3	3.1	-4.1	2.4	0.1	0.3	0.2	1.1	1.0	3.1	
21 Pembuatan produk farmaseutikal asas, kimia perubatan dan botani <i>Manufacture of basic pharmaceutical products and pharmaceutical preparations</i>	7.5	8.9	11.6	11.6	11.8	7.5	5.9	6.6	8.6	8.9	
22 Pembuatan produk getah dan plastik <i>Manufacture of rubber and plastics products</i>	0.2	1.8	3.9	3.4	0.6	0.2	0.8	0.3	2.4	1.8	
5. Produk mineral bukan logam, logam asas dan produk logam yang direka <i>Non-metallic mineral products, basic metal and fabricated metal products</i>	1.3	1.3	1.7	-0.3	0.2	1.3	0.7	2.6	2.6	1.3	
23 Pembuatan produk galian bukan logam lain <i>Manufacture of other non-metallic mineral products</i>	2.1	1.6	-2.0	-1.9	0.1	2.1	0.9	3.4	3.2	1.6	
24 Pembuatan logam asas <i>Manufacture of basic metals</i>	0.4	0.4	-0.2	1.1	0.1	0.4	0.5	2.3	3.9	0.4	
25 Pembuatan produk logam, kecuali mesin dan kelengkapan <i>Manufacture of fabricated metal products, except machinery and equipment</i>	1.3	1.6	5.8	-0.2	0.4	1.3	0.7	2.3	1.3	1.6	
6. Produk elektrik dan elektronik <i>Electrical and electronic products</i>	5.3	5.2	-0.7	4.4	4.5	5.3	5.0	5.9	6.6	5.2	
26 Pembuatan komputer, produk elektronik dan optikal <i>Manufacture of computer, electronics and optical products</i>	6.8	6.6	-2.7	4.8	5.8	6.8	6.5	7.2	7.8	6.6	
27 Pembuatan kelengkapan elektrik <i>Manufacture of electrical equipment</i>	3.4	1.5	3.6	4.0	3.3	3.4	3.2	4.0	3.9	1.5	
28 Pembuatan jentera dan peralatan t.t.t.l. <i>Manufacture of machinery and equipment n.e.c.</i>	1.1	3.6	3.1	3.1	0.3	1.1	1.2	2.8	4.4	3.6	
7. Kelengkapan pengangkutan dan pembuatan lain <i>Transport equipment and other manufactures</i>	2.3	3.5	-4.0	0.8	1.3	2.3	2.3	5.1	4.3	3.5	
29 Pembuatan kenderaan bermotor, treler dan semi treler <i>Manufacture of motor vehicles, trailers and semi-trailers</i>	1.0	3.6	-7.6	0.7	1.1	1.0	2.1	3.7	4.0	3.6	
30 Pembuatan kelengkapan pengangkutan lain <i>Manufacture of other transport equipment</i>	0.8	4.4	-6.7	0.3	0.1	0.8	0.5	5.6	5.1	4.4	
32 Pembuatan lain <i>Other manufacturing</i>	5.6	4.0	2.9	1.1	1.8	5.6	2.4	4.9	6.6	4.0	
33 Pembaikan dan pemasangan jentera dan kelengkapan <i>Repair and installation of machinery and equipment</i>	3.7	2.1	0.8	1.5	2.3	3.7	4.3	7.5	2.1	2.1	
Pembuatan <i>Manufacturing</i>	Jumlah <i>Total</i>	2.7	3.4	-1.1	1.2	1.6	2.7	2.4	3.7	3.8	3.4

(%)

2022 (Jan. - Feb.)	2023 (Jan. - Feb.)	2022												2023	
		Jan.	Feb.	Mac	Apr.	Mei	Jun	Jul.	Ogo.	Sep.	Okt.	Nov.	Dis.	Jan.	Feb.
1.2	5.6	1.3	1.2	1.3	1.1	1.5	1.6	1.5	2.8	2.7	4.3	4.3	4.9	4.7	5.6
1.2	5.8	1.3	1.2	1.3	1.0	1.4	1.5	1.4	2.9	2.8	4.4	4.5	5.0	4.8	5.8
1.3	2.7	0.8	1.3	1.2	3.2	3.4	3.9	3.7	0.8	0.7	2.2	1.9	2.6	2.9	2.7
0.2	0.8	3.6	0.2	0.1	1.1	0.7	1.7	4.6	4.5	0.2	0.4	0.9	2.8	0.6	0.8
2.1	1.8	2.0	2.1	2.0	1.7	1.4	4.6	4.5	3.7	4.3	3.5	2.1	1.8	2.5	1.8
0.9	1.2	1.3	0.9	0.7	0.5	0.3	2.3	2.4	2.0	2.2	1.8	1.6	0.5	1.8	1.2
2.2	1.8	1.9	2.2	2.4	2.1	1.7	5.9	5.5	4.2	5.8	5.2	2.5	2.6	2.8	1.8
4.1	3.3	4.0	4.1	3.2	2.7	2.9	5.6	6.2	5.8	4.0	2.1	1.7	2.2	2.9	3.3
3.2	2.4	3.1	3.2	2.9	2.7	2.7	5.9	5.1	4.9	2.5	2.8	1.7	2.1	2.2	2.4
2.5	1.9	2.0	2.5	1.4	0.9	1.0	3.9	1.0	0.6	0.1	0.4	0.1	0.6	0.7	1.9
3.0	4.2	2.8	3.0	3.0	2.7	3.2	4.4	5.3	5.2	5.1	4.8	3.3	4.3	4.0	4.2
3.2	3.8	3.5	3.2	3.1	2.7	3.0	4.5	4.7	4.5	4.7	4.9	4.1	4.0	4.1	3.8
4.3	0.7	4.4	4.3	4.4	4.6	4.2	10.7	10.8	10.7	1.9	2.3	0.4	0.6	0.8	0.7
0.0	2.8	0.1	0.0	1.0	1.2	1.3	1.0	1.7	2.0	2.5	2.0	2.4	2.6	2.1	2.8
2.9	4.1	1.5	2.9	3.0	2.8	3.0	2.7	2.9	3.2	2.9	3.4	4.1	4.2	4.4	4.1
0.1	3.7	0.2	0.1	0.2	0.7	1.2	1.1	1.2	1.1	1.0	1.1	2.3	3.1	3.2	3.7
5.7	8.5	5.8	5.7	5.9	6.0	6.2	6.6	7.2	7.3	8.6	9.4	9.7	8.9	8.6	8.5
-0.6	1.8	-0.5	-0.6	0.8	0.9	0.8	0.3	1.2	1.7	2.4	1.6	1.7	1.8	0.9	1.8
0.8	1.4	0.8	0.8	0.7	1.0	1.3	2.6	3.2	3.2	2.6	2.2	1.9	1.3	1.3	1.4
1.2	0.8	1.3	1.2	0.9	0.6	1.2	3.4	3.6	3.4	3.2	3.1	2.9	1.6	1.0	0.8
0.6	0.4	0.1	0.6	0.5	2.1	2.0	2.3	4.3	4.1	3.9	3.4	2.7	0.4	0.7	0.4
0.6	2.6	1.0	0.6	0.7	0.5	0.8	2.3	2.2	2.5	1.3	0.7	0.8	1.6	1.8	2.6
4.7	4.4	4.8	4.7	5.0	5.2	5.2	5.9	6.7	6.9	6.6	5.6	5.4	5.2	4.3	4.4
6.0	5.4	6.2	6.0	6.5	6.4	6.5	7.2	7.8	8.1	7.8	6.3	6.5	6.6	5.3	5.4
3.1	1.6	2.8	3.1	3.2	3.3	3.2	4.0	4.7	4.8	3.9	3.7	2.9	1.5	1.3	1.6
1.3	3.2	1.4	1.3	1.2	2.0	2.5	2.8	4.4	4.5	4.4	5.0	3.2	3.6	3.4	3.2
1.7	2.6	1.8	1.7	2.3	3.0	3.4	5.1	5.7	5.5	4.3	3.7	3.0	3.5	3.1	2.6
1.9	2.3	1.8	1.9	2.1	1.8	2.0	3.7	4.7	4.9	4.0	3.3	3.2	3.6	3.1	2.3
0.4	2.9	0.1	0.4	0.5	3.7	3.8	5.6	6.4	6.9	5.1	4.1	3.8	4.4	3.4	2.9
2.6	3.0	2.9	2.6	2.4	2.6	3.5	4.9	6.7	6.9	6.6	5.8	4.4	4.0	3.7	3.0
1.7	2.4	2.6	1.7	4.3	5.0	5.8	7.5	6.1	4.0	2.1	1.8	0.6	2.1	2.2	2.4
2.1	3.3	2.2	2.1	2.4	2.5	2.7	3.7	4.1	4.3	3.8	3.6	3.3	3.4	3.0	3.3

Jadual **1.2c** : Bilangan Pekerja Bergaji Sektor Pembuatan Mengikut Subsektor: Perubahan Peratusan Bulanan/Suku Tahunan
 Table **1.2c** : Number of Paid Employees of Manufacturing Sector by Sub-sector: Monthly/Quarterly Percentage Change

Subsektor Sub-sector	2021				2022			
	Q1	Q2	Q3	Q4	Q1	Q2	Q3	Q4
1. Makanan, minuman dan tembakau <i>Food, beverages and tobacco</i>	2.8	-0.1	0.2	-0.4	1.6	0.2	1.3	1.7
10 Pembuatan produk makanan <i>Manufacture of food products</i>	2.7	0.2	0.1	-0.4	1.5	0.4	1.4	1.7
11 Pembuatan minuman <i>Manufacture of beverages</i>	2.8	-3.0	2.5	-0.5	2.2	-0.4	-0.6	1.4
12 Pembuatan produk tembakau <i>Manufacture of tobacco products</i>	21.7	-18.5	3.9	0.2	17.9	-17.2	2.4	2.8
2. Tekstil, pakaian, kulit dan kasut <i>Textiles, wearing apparel, leather and footwear</i>	1.4	-3.2	-0.1	4.6	0.8	-0.6	-0.4	2.1
13 Pembuatan tekstil <i>Manufacture of textiles</i>	2.6	-1.3	1.0	1.6	-0.6	0.3	0.9	-0.1
14 Pembuatan pakaian <i>Manufacture of wearing apparel</i>	0.5	-4.3	-1.7	7.2	1.6	-1.0	-1.8	4.0
15 Pembuatan produk kulit dan barangan berkaitan <i>Manufacture of leather and related products</i>	1.5	-3.2	3.1	2.5	0.9	-1.0	1.6	0.8
3. Produk kayu, perabot, keluaran kertas dan percetakan <i>Wood products, furniture, paper products and printing</i>	0.8	-2.9	3.5	2.1	0.4	-0.1	0.2	1.6
16 Pembuatan kayu dan produk kayu dan gabus, kecuali perabot; pembuatan bagi artikel jerami dan bahan-bahan anyaman <i>Manufacture of wood and products of wood and cork, except furniture; manufacture of articles of straw and plaiting materials</i>	-1.1	-1.5	4.8	0.4	-2.2	1.0	0.9	0.9
17 Pembuatan kertas dan produk kertas <i>Manufacture of paper and paper products</i>	1.9	-2.0	1.1	2.6	1.4	-0.6	1.8	1.8
18 Percetakan dan penerbitan semula media rakaman <i>Printing and reproduction of recorded media</i>	0.9	-3.9	-0.9	7.9	0.3	-2.6	-0.7	7.1
31 Pembuatan perabot <i>Manufacture of furniture</i>	2.4	-4.6	7.5	-0.9	2.8	1.1	-1.0	-2.2
4. Petroleum, kimia, getah dan plastik <i>Petroleum, chemical, rubber and plastic</i>	1.6	0.8	-1.1	-0.6	1.9	0.7	0.4	-0.4
19 Pembuatan kok dan produk petroleum bertapis <i>Manufacture of coke and refined petroleum products</i>	3.5	-2.3	2.0	-0.3	3.7	-2.6	2.3	0.9
20 Pembuatan kimia dan produk kimia <i>Manufacture of chemicals and chemical products</i>	3.5	-3.2	-0.3	0.4	3.5	-2.3	-0.5	2.5
21 Pembuatan produk farmaseutikal asas, kimia perubatan dan botani <i>Manufacture of basic pharmaceutical products and pharmaceutical preparations</i>	0.3	12.1	1.1	-5.5	-1.2	12.9	3.0	-5.2
22 Pembuatan produk getah dan plastik <i>Manufacture of rubber and plastics products</i>	0.9	1.5	-1.8	-0.4	1.5	1.0	0.3	-1.1
5. Produk mineral bukan logam, logam asas dan produk logam yang direka <i>Non-metallic mineral products, basic metal and fabricated metal products</i>	1.4	-3.0	0.8	2.2	0.8	-1.2	0.8	0.9
23 Pembuatan produk galian bukan logam lain <i>Manufacture of other non-metallic mineral products</i>	0.8	-1.4	1.0	1.7	-0.4	1.0	0.9	0.1
24 Pembuatan logam asas <i>Manufacture of basic metals</i>	0.9	-3.4	-0.9	3.9	1.1	-1.6	0.6	0.4
25 Pembuatan produk logam, kecuali mesin dan kelengkapan <i>Manufacture of fabricated metal products, except machinery and equipment</i>	2.1	-3.9	1.8	1.3	1.5	-2.3	0.8	1.6
6. Produk elektrik dan elektronik <i>Electrical and electronic products</i>	1.1	1.0	0.9	2.1	0.9	1.9	1.6	0.7
26 Pembuatan komputer, produk elektronik dan optikal <i>Manufacture of computer, electronics and optical products</i>	1.3	1.6	1.4	2.3	1.0	2.3	2.0	1.1
27 Pembuatan kelengkapan elektrik <i>Manufacture of electrical equipment</i>	1.0	-1.4	2.1	1.7	0.7	-0.6	2.0	-0.6
28 Pembuatan jentera dan peralatan t.t.t.l. <i>Manufacture of machinery and equipment n.e.c.</i>	0.6	1.2	-2.2	1.5	0.7	2.9	-0.7	0.7
7. Kelengkapan pengangkutan dan pembuatan lain <i>Transport equipment and other manufactures</i>	2.3	-2.3	1.2	1.1	2.3	0.4	0.5	0.4
29 Pembuatan kenderaan bermotor, treler dan semi treler <i>Manufacture of motor vehicles, trailers and semi-trailers</i>	0.3	-0.6	0.4	0.9	1.5	0.9	0.6	0.6
30 Pembuatan kelengkapan pengangkutan lain <i>Manufacture of other transport equipment</i>	4.5	-5.5	2.2	-0.02	4.2	-0.8	1.7	-0.7
32 Pembuatan lain <i>Other manufacturing</i>	3.9	-1.7	0.6	2.7	0.7	0.7	2.3	0.2
33 Pembaikan dan pemasangan jentera dan kelengkapan <i>Repair and installation of machinery and equipment</i>	2.8	-2.7	2.5	1.1	3.4	0.4	-2.7	1.1
Pembuatan <i>Manufacturing</i>	Jumlah <i>Total</i>	1.6	-0.8	0.7	1.3	1.2	0.5	0.8

2022												2023	
Jan.	Feb.	Mac	Apr.	Mei	Jun	Jul.	Ogo.	Sep.	Okt.	Nov.	Dis.	Jan.	Feb.
1.6	0.01	0.02	-0.1	0.0	0.4	0.3	0.1	0.8	0.2	0.7	0.8	1.4	0.9
1.6	-0.1	0.02	-0.1	0.03	0.4	0.4	0.2	0.8	0.3	0.7	0.7	1.4	0.8
1.0	1.1	0.1	1.1	-0.6	-0.9	-0.3	-0.4	0.1	-0.2	-0.4	2.0	1.3	0.8
7.5	11.1	-1.3	-17.5	-0.1	0.5	-0.5	-4.8	8.1	0.3	0.6	1.8	5.2	11.4
0.4	0.6	-0.2	-0.5	0.7	-0.9	-0.9	0.0	0.5	-0.5	2.4	0.3	1.0	-0.01
-0.5	-0.3	0.2	-0.2	0.9	-0.4	-0.6	0.5	0.9	-0.1	0.4	-0.4	0.8	-0.9
0.5	1.0	0.1	-0.7	0.7	-1.1	-1.1	-0.7	0.1	-1.1	4.4	0.6	0.7	-0.04
1.7	1.6	-2.4	-0.2	0.5	-1.2	-1.1	1.4	1.3	0.3	0.1	0.4	2.4	1.9
0.8	0.01	-0.4	-0.7	0.9	-0.3	-0.7	0.1	0.8	1.1	0.5	0.02	0.9	0.3
0.4	-0.4	-2.1	-0.6	2.9	-1.3	-0.5	0.2	1.3	0.1	0.9	-0.2	0.6	0.7
0.7	0.8	-0.1	-1.0	0.2	0.1	0.3	-0.1	1.6	1.2	0.3	0.3	0.3	1.0
0.1	-0.2	0.5	-3.3	0.6	0.2	-0.3	-0.04	-0.4	4.3	2.3	0.4	0.2	-0.5
2.0	0.2	0.5	1.5	-0.7	0.3	-1.9	0.2	0.6	-0.3	-1.5	-0.3	2.2	0.04
0.3	-0.4	2.0	1.6	-0.1	-0.8	0.2	0.05	0.1	-0.2	-0.3	0.1	-0.3	0.3
-0.3	1.5	2.5	-2.8	0.3	-0.04	2.2	0.3	-0.2	-0.03	0.1	0.8	-0.2	1.2
0.6	-0.2	3.0	-2.9	0.8	-0.1	-0.1	-0.3	-0.1	1.3	0.7	0.5	0.7	0.3
-1.6	0.5	-0.1	12.9	-0.5	0.5	1.4	1.1	0.5	0.1	-4.8	-0.5	-1.9	0.4
0.4	-0.6	1.8	2.6	-0.4	-1.2	0.1	0.05	0.1	-0.8	-0.3	0.02	-0.5	0.3
0.7	-0.4	0.6	-0.6	-0.1	-0.5	0.3	0.1	0.4	0.2	0.03	0.6	0.7	-0.3
1.0	-1.6	0.3	0.4	0.5	0.2	0.7	-0.2	0.3	-0.1	0.4	-0.2	0.4	-1.8
0.8	0.1	0.1	-0.4	-0.6	-0.6	0.4	-0.1	0.2	0.8	-0.5	0.1	1.0	-0.2
0.3	0.01	1.2	-1.3	-0.04	-1.0	-0.1	0.4	0.6	-0.1	0.1	1.6	0.5	0.8
0.1	0.5	0.3	0.4	0.4	1.1	0.3	1.3	0.04	0.1	0.5	0.2	-0.8	0.6
-0.2	0.5	0.7	0.6	0.6	1.1	0.5	1.3	0.1	-0.2	1.0	0.3	-1.4	0.6
0.3	-0.1	0.5	-1.1	-0.1	0.6	0.1	2.0	-0.1	0.6	-0.9	-0.3	0.2	0.1
0.9	1.3	-1.5	1.3	0.1	1.5	-0.6	0.2	-0.2	0.5	0.05	0.1	0.7	1.12
1.5	0.5	0.2	-0.1	0.1	0.3	0.5	-0.1	0.1	0.2	-0.1	0.3	1.1	0.05
0.7	0.8	-0.1	0.01	-0.1	1.0	0.3	0.1	0.3	0.1	-0.1	0.6	0.2	0.1
3.0	0.5	0.7	-1.0	-0.1	0.3	0.6	0.4	0.7	-0.1	-0.2	-0.4	2.0	0.04
0.5	0.7	-0.5	0.1	0.5	0.1	1.9	0.1	0.2	-0.1	0.1	0.2	0.3	-0.1
2.6	-0.1	0.9	0.5	0.6	-0.8	-0.4	-1.3	-1.0	1.2	-0.4	0.3	2.7	0.04
0.6	0.1	0.5	0.2	0.2	0.1	0.1	0.4	0.3	0.2	0.3	0.3	0.3	0.3

Jadual **1.3a** : Gaji dan Upah yang Dibayar Sektor Pembuatan Mengikut Subsektor
 Table **1.3a** : Salaries and Wages Paid of Manufacturing Sector by Sub-sector

Subsektor Sub-sector	2021	2022	2021				2022					
			Q1	Q2	Q3	Q4	Q1	Q2	Q3	Q4		
1. Makanan, minuman dan tembakau <i>Food, beverages and tobacco</i>	10,343	11,028	2,559	2,564	2,555	2,665	2,702	2,721	2,738	2,867		
10 Pembuatan produk makanan <i>Manufacture of food products</i>	9,773	10,433	2,411	2,429	2,422	2,512	2,553	2,578	2,596	2,706		
11 Pembuatan minuman <i>Manufacture of beverages</i>	508	532	131	121	120	136	132	128	128	143		
12 Pembuatan produk tembakau <i>Manufacture of tobacco products</i>	62	63	17	14	14	17	17	14	14	18		
2. Tekstil, pakaian, kulit dan kasut <i>Textiles, wearing apparel, leather and footwear</i>	1,827	1,909	466	443	437	481	480	462	465	502		
13 Pembuatan tekstil <i>Manufacture of textiles</i>	657	673	163	162	161	171	166	164	168	174		
14 Pembuatan pakaian <i>Manufacture of wearing apparel</i>	862	913	223	207	204	229	231	218	219	244		
15 Pembuatan produk kulit dan barangan berkaitan <i>Manufacture of leather and related products</i>	308	323	79	75	72	81	82	79	78	84		
3. Produk kayu, perabot, keluaran kertas dan percetakan <i>Wood products, furniture, paper products and printing</i>	9,057	9,483	2,286	2,215	2,204	2,353	2,398	2,338	2,326	2,421		
16 Pembuatan kayu dan produk kayu dan gabus, kecuali perabot; pembuatan bagi artikel jerami dan bahan-bahan anyaman <i>Manufacture of wood and products of wood and cork, except furniture; manufacture of articles of straw and plaiting materials</i>	2,461	2,584	605	586	616	654	650	634	642	658		
17 Pembuatan kertas dan produk kertas <i>Manufacture of paper and paper products</i>	2,018	2,100	505	502	495	517	524	516	520	541		
18 Percetakan dan penerbitan semula media rakaman <i>Printing and reproduction of recorded media</i>	2,153	2,242	559	549	507	538	567	559	542	575		
31 Pembuatan perabot <i>Manufacture of furniture</i>	2,425	2,556	617	578	586	643	658	629	622	647		
4. Petroleum, kimia, getah dan plastik <i>Petroleum, chemical, rubber and plastic</i>	20,344	20,969	5,017	5,121	5,104	5,101	5,079	5,225	5,327	5,338		
19 Pembuatan kok dan produk petroleum bertapis <i>Manufacture of coke and refined petroleum products</i>	2,326	2,363	617	522	565	621	629	532	577	625		
20 Pembuatan kimia dan produk kimia <i>Manufacture of chemicals and chemical products</i>	5,677	5,831	1,462	1,388	1,398	1,429	1,485	1,422	1,445	1,479		
21 Pembuatan produk farmaseutikal asas, kimia perubatan dan botani <i>Manufacture of basic pharmaceutical products and pharmaceutical preparations</i>	717	789	165	180	183	189	180	196	202	211		
22 Pembuatan produk getah dan plastik <i>Manufacture of rubber and plastics products</i>	11,623	11,986	2,772	3,030	2,958	2,863	2,786	3,075	3,102	3,023		
5. Produk mineral bukan logam, logam asas dan produk logam yang direka <i>Non-metallic mineral products, basic metal and fabricated metal products</i>	13,860	14,412	3,525	3,393	3,334	3,608	3,650	3,553	3,521	3,687		
23 Pembuatan produk galian bukan logam lain <i>Manufacture of other non-metallic mineral products</i>	4,340	4,607	1,079	1,088	1,055	1,118	1,123	1,145	1,151	1,187		
24 Pembuatan logam asas <i>Manufacture of basic metals</i>	4,048	4,180	1,043	986	959	1,059	1,093	1,029	997	1,061		
25 Pembuatan produk logam, kecuali mesin dan kelengkapan <i>Manufacture of fabricated metal products, except machinery and equipment</i>	5,473	5,625	1,403	1,319	1,320	1,431	1,435	1,378	1,373	1,439		
6. Produk elektrik dan elektronik <i>Electrical and electronic products</i>	27,409	29,441	6,957	6,691	6,606	7,155	7,384	7,197	7,206	7,654		
26 Pembuatan komputer, produk elektronik dan optikal <i>Manufacture of computer, electronics and optical products</i>	19,284	21,078	4,871	4,742	4,623	5,049	5,268	5,187	5,129	5,494		
27 Pembuatan kelengkapan elektrik <i>Manufacture of electrical equipment</i>	3,832	3,939	976	910	952	994	993	940	995	1,010		
28 Pembuatan jentera dan peralatan t.t.t.l. <i>Manufacture of machinery and equipment n.e.c.</i>	4,292	4,424	1,110	1,039	1,032	1,112	1,123	1,070	1,083	1,149		
7. Kelengkapan pengangkutan dan pembuatan lain <i>Transport equipment and other manufactures</i>	6,992	7,287	1,776	1,734	1,664	1,817	1,820	1,823	1,780	1,864		
29 Pembuatan kenderaan bermotor, treler dan semi treler <i>Manufacture of motor vehicles, trailers and semi-trailers</i>	3,411	3,526	865	858	803	885	872	889	861	904		
30 Pembuatan kelengkapan pengangkutan lain <i>Manufacture of other transport equipment</i>	1,095	1,142	288	277	259	271	290	289	281	282		
32 Pembuatan lain <i>Other manufacturing</i>	1,226	1,300	302	291	303	330	325	314	326	335		
33 Pembaikan dan pemasangan jentera dan kelengkapan <i>Repair and installation of machinery and equipment</i>	1,260	1,319	322	309	298	330	334	331	312	342		
Pembuatan <i>Manufacturing</i>	Jumlah	Total	89,830	94,528	22,584	22,162	21,904	23,180	23,513	23,318	23,364	24,332

(RM Juta/Million)

2022	2023	2022												2023	
(Jan. - Feb.)	(Jan. - Feb.)	Jan.	Feb.	Mac	Apr.	Mei	Jun	Jul.	Ogo.	Sep.	Okt.	Nov.	Dis.	Jan.	Feb.
1,797	1,950	903	894	905	901	907	912	912	906	921	922	933	1,012	978	972
1,696	1,844	853	843	857	852	860	866	866	859	871	872	881	954	925	919
89	95	44	45	43	44	42	42	41	42	45	45	47	52	48	47
11	12	5	6	6	5	5	5	5	5	5	5	5	7	6	6
323	337	165	158	157	155	156	150	153	154	159	159	166	177	173	164
112	115	56	55	55	54	55	55	55	56	57	57	58	59	59	56
156	165	81	75	75	74	75	69	73	72	74	74	81	89	86	79
55	58	28	27	27	27	27	26	25	26	28	28	28	29	29	29
1,606	1,675	810	796	792	779	783	775	770	773	783	790	798	834	843	832
437	453	220	216	214	212	212	209	213	214	216	217	217	224	226	228
350	366	173	177	174	172	171	173	171	173	176	177	178	187	180	186
379	397	194	185	188	184	188	187	182	182	177	183	190	202	204	193
441	459	222	218	217	211	212	205	203	204	214	213	213	221	233	225
3,329	3,523	1,675	1,654	1,750	1,708	1,739	1,778	1,770	1,781	1,776	1,758	1,733	1,847	1,770	1,753
397	428	199	198	231	173	173	186	185	187	206	204	195	226	216	212
977	1,020	488	489	508	479	465	478	489	481	476	477	477	525	509	512
121	126	61	60	60	67	64	65	66	68	68	69	66	76	65	61
1,835	1,949	927	908	951	989	1,037	1,049	1,031	1,045	1,026	1,007	996	1,019	981	968
2,440	2,521	1,237	1,203	1,210	1,181	1,194	1,178	1,166	1,165	1,191	1,197	1,206	1,283	1,272	1,248
744	765	377	367	378	378	385	383	383	379	390	391	391	405	393	373
733	757	370	363	360	347	345	338	329	331	338	340	342	379	382	375
963	998	490	473	472	456	465	457	455	455	463	467	473	499	498	501
4,963	5,100	2,473	2,490	2,421	2,374	2,402	2,421	2,351	2,400	2,456	2,452	2,448	2,754	2,529	2,571
3,520	3,643	1,745	1,774	1,749	1,723	1,722	1,742	1,669	1,703	1,757	1,749	1,756	1,989	1,794	1,849
674	679	342	333	319	292	321	328	328	334	333	331	325	354	343	337
769	777	386	383	354	359	359	351	353	363	366	372	366	411	393	384
1,212	1,240	603	610	608	616	605	602	588	594	599	604	606	655	617	624
585	588	289	296	287	300	294	295	283	288	290	291	291	322	292	297
187	193	92	95	102	97	97	94	93	93	95	95	93	94	96	98
219	219	110	109	106	104	104	106	107	109	110	108	108	119	111	109
221	239	111	110	113	115	110	106	104	103	104	110	114	119	119	120
15,671	16,347	7,865	7,805	7,843	7,715	7,787	7,816	7,709	7,771	7,885	7,881	7,890	8,562	8,183	8,164

Jadual **1.3b** : Gaji dan Upah yang Dibayar Sektor Pembuatan Mengikut Subsektor: Perubahan Peratusan Tahunan
 Table **1.3b** : Salaries and Wages Paid of Manufacturing Sector by Sub-sector: Annual Percentage Change

Subsektor Sub-sector	2021	2022	2021				2022				
			Q1	Q2	Q3	Q4	Q1	Q2	Q3	Q4	
1. Makanan, minuman dan tembakau <i>Food, beverages and tobacco</i>	2.2	6.6	-2.2	2.6	2.7	5.7	5.6	6.1	7.2	7.6	
10 Pembuatan produk makanan <i>Manufacture of food products</i>	2.6	6.7	-1.1	2.6	3.0	6.0	5.9	6.2	7.2	7.7	
11 Pembuatan minuman <i>Manufacture of beverages</i>	-5.4	4.8	-16.6	-0.05	-2.8	0.5	1.0	5.5	6.8	5.8	
12 Pembuatan produk tembakau <i>Manufacture of tobacco products</i>	-2.4	2.6	-18.7	16.7	1.7	0.4	0.8	1.8	3.9	3.9	
2. Tekstil, pakaian, kulit dan kasut <i>Textiles, wearing apparel, leather and footwear</i>	-8.5	4.5	-17.9	-6.6	-8.0	0.4	2.9	4.2	6.6	4.4	
13 Pembuatan tekstil <i>Manufacture of textiles</i>	-0.6	2.4	-4.9	3.3	-3.4	2.9	1.7	1.6	4.4	2.0	
14 Pembuatan pakaian <i>Manufacture of wearing apparel</i>	-15.7	5.8	-26.8	-17.0	-13.1	-2.3	3.6	5.7	7.5	6.7	
15 Pembuatan produk kulit dan barangan berkaitan <i>Manufacture of leather and related products</i>	-1.5	5.2	-12.3	8.2	-2.5	3.2	3.4	5.5	9.4	3.0	
3. Produk kayu, perabot, keluaran kertas dan percetakan <i>Wood products, furniture, paper products and printing</i>	1.0	4.7	-2.8	3.2	-1.1	5.1	4.9	5.6	5.5	2.9	
16 Pembuatan kayu dan produk kayu dan gabus, kecuali perabot; pembuatan bagi artikel jerami dan bahan-bahan anyaman <i>Manufacture of wood and products of wood and cork, except furniture; manufacture of articles of straw and plaiting materials</i>	1.5	5.0	-6.0	2.6	1.2	8.8	7.5	8.2	4.2	0.6	
17 Pembuatan kertas dan produk kertas <i>Manufacture of paper and paper products</i>	0.7	4.1	-4.7	3.1	0.7	4.3	3.7	2.9	5.1	4.6	
18 Percetakan dan penerbitan semula media rakaman <i>Printing and reproduction of recorded media</i>	-0.8	4.2	-4.1	2.3	-2.8	1.8	1.3	1.9	6.9	6.8	
31 Pembuatan perabot <i>Manufacture of furniture</i>	2.4	5.4	3.4	4.6	-3.3	5.2	6.6	8.7	6.1	0.6	
4. Petroleum, kimia, getah dan plastik <i>Petroleum, chemical, rubber and plastic</i>	4.8	3.1	3.8	9.4	4.4	1.9	1.2	2.0	4.4	4.6	
19 Pembuatan kok dan produk petroleum bertapis <i>Manufacture of coke and refined petroleum products</i>	1.9	1.6	-3.1	6.4	5.2	0.6	1.9	1.9	2.1	0.7	
20 Pembuatan kimia dan produk kimia <i>Manufacture of chemicals and chemical products</i>	0.2	2.7	-8.5	5.6	2.7	2.5	1.5	2.4	3.4	3.5	
21 Pembuatan produk farmaseutikal asas, kimia perubatan dan botani <i>Manufacture of basic pharmaceutical products and pharmaceutical preparations</i>	13.7	10.0	14.6	14.8	13.9	11.9	8.8	8.6	10.3	11.8	
22 Pembuatan produk getah dan plastik <i>Manufacture of rubber and plastics products</i>	7.3	3.1	12.9	11.5	4.6	1.3	0.5	1.5	4.9	5.6	
5. Produk mineral bukan logam, logam asas dan produk logam yang direka <i>Non-metallic mineral products, basic metal and fabricated metal products</i>	2.1	4.0	-0.3	4.5	-0.2	4.4	3.6	4.7	5.6	2.2	
23 Pembuatan produk galian bukan logam lain <i>Manufacture of other non-metallic mineral products</i>	1.6	6.2	-3.5	5.1	1.1	4.1	4.1	5.3	9.1	6.2	
24 Pembuatan logam asas <i>Manufacture of basic metals</i>	1.5	3.3	-3.8	4.2	-0.1	6.2	4.8	4.4	4.0	0.1	
25 Pembuatan produk logam, kecuali mesin dan kelengkapan <i>Manufacture of fabricated metal products, except machinery and equipment</i>	2.9	2.8	5.2	4.3	-1.4	3.4	2.3	4.5	4.0	0.5	
6. Produk elektrik dan elektronik <i>Electrical and electronic products</i>	4.6	7.4	0.2	7.4	4.2	6.9	6.1	7.5	9.1	7.0	
26 Pembuatan komputer, produk elektronik dan optikal <i>Manufacture of computer, electronics and optical products</i>	5.5	9.3	-1.3	8.7	5.8	9.3	8.2	9.4	11.0	8.8	
27 Pembuatan kelengkapan elektrik <i>Manufacture of electrical equipment</i>	2.2	2.8	3.3	3.0	1.1	1.5	1.7	3.3	4.5	1.6	
28 Pembuatan jentera dan peralatan t.t.t.l. <i>Manufacture of machinery and equipment n.e.c.</i>	3.0	3.1	4.4	5.8	0.2	1.8	1.2	3.0	4.9	3.3	
7. Kelengkapan pengangkutan dan pembuatan lain <i>Transport equipment and other manufactures</i>	1.0	4.2	-5.5	6.4	0.3	3.9	2.5	5.1	7.0	2.6	
29 Pembuatan kenderaan bermotor, treler dan semi treler <i>Manufacture of motor vehicles, trailers and semi-trailers</i>	-0.2	3.4	-7.8	7.5	-1.5	2.1	0.8	3.6	7.3	2.1	
30 Pembuatan kelengkapan pengangkutan lain <i>Manufacture of other transport equipment</i>	-0.5	4.2	-9.1	7.9	-0.5	1.6	0.5	4.5	8.4	3.9	
32 Pembuatan lain <i>Other manufacturing</i>	5.6	6.1	3.9	3.7	4.6	9.9	7.8	8.1	7.5	1.5	
33 Pembaikan dan pemasangan jentera dan kelengkapan <i>Repair and installation of machinery and equipment</i>	1.6	4.7	-3.9	4.4	1.7	4.7	3.7	7.1	4.6	3.6	
Pembuatan	Jumlah Total	3.0	5.2	-0.6	6.0	2.3	4.7	4.1	5.2	6.7	5.0

(%)

2022 (Jan. - Feb.)	2023 (Jan. - Feb.)	2022												2023	
		Jan.	Feb.	Mac.	Apr.	Mei.	Jun	Jul.	Ogo.	Sep.	Okt.	Nov.	Dis.	Jan.	Feb.
5.6	8.5	5.9	5.4	5.5	4.4	5.7	8.3	6.4	9.4	5.8	6.0	7.0	9.7	8.3	8.8
5.9	8.7	6.2	5.6	5.8	4.5	5.8	8.3	6.3	9.5	5.9	6.1	7.1	9.8	8.4	9.0
1.0	5.9	0.0	2.0	1.2	2.5	5.6	8.9	8.8	7.0	4.8	5.1	4.7	7.5	7.9	4.0
1.1	4.0	1.3	0.9	0.3	0.5	0.2	4.8	4.9	4.6	2.3	2.6	4.4	4.6	3.8	4.1
3.0	4.6	2.8	3.2	2.7	2.0	2.0	8.9	6.4	5.8	7.7	5.9	3.8	3.6	4.9	4.2
2.2	2.8	2.4	2.0	0.8	0.6	0.4	3.9	4.1	3.7	5.2	3.2	2.3	0.7	4.1	1.5
3.5	5.6	3.1	3.8	3.9	2.7	2.4	13.1	6.5	6.4	9.5	9.2	5.5	5.6	5.7	5.5
3.4	5.1	2.8	4.0	3.4	3.2	4.4	9.1	11.5	8.6	8.2	2.9	2.0	3.9	4.3	5.9
5.1	4.3	5.1	5.2	4.5	4.5	5.0	7.3	7.2	6.7	2.9	3.0	2.6	3.1	4.1	4.5
7.8	3.8	7.6	7.9	7.1	7.0	7.9	9.9	6.8	5.8	0.3	0.5	0.3	1.1	2.5	5.1
5.0	4.6	4.0	5.9	1.3	1.2	3.0	4.4	6.1	5.8	3.5	3.3	2.7	7.7	4.1	5.0
1.5	4.8	1.6	1.3	1.0	0.5	0.6	4.7	6.0	5.8	9.1	9.3	8.6	3.0	5.1	4.5
5.9	4.1	6.7	5.2	7.9	8.5	7.9	9.6	9.8	9.3	0.2	0.3	0.1	1.4	4.8	3.3
1.1	5.8	1.1	1.1	1.5	2.3	2.4	1.4	4.6	4.7	3.8	3.8	4.8	5.2	5.7	6.0
1.3	7.7	0.2	2.5	2.7	2.5	3.1	0.2	2.5	3.9	0.2	0.3	0.4	1.2	8.1	7.3
1.5	4.5	1.8	1.3	1.6	2.9	3.5	1.0	4.7	4.0	1.5	3.1	3.3	4.1	4.4	4.6
9.2	5.0	10.5	7.8	8.2	8.3	8.5	9.1	9.9	10.0	11.0	11.7	12.3	11.6	6.7	3.2
0.4	6.2	0.4	0.3	0.7	1.6	1.5	1.4	4.6	4.8	5.1	4.4	6.0	6.3	5.8	6.6
3.8	3.3	4.1	3.5	3.1	3.3	3.9	7.0	7.2	7.1	2.7	2.4	2.1	2.0	2.9	3.8
4.2	2.8	4.6	3.9	3.8	3.4	3.6	8.9	9.8	9.5	8.1	7.5	5.8	5.4	4.0	1.6
6.0	3.3	5.7	6.2	2.4	4.1	4.1	5.1	6.0	5.7	0.5	0.2	0.1	0.1	3.4	3.3
1.9	3.7	2.6	1.3	3.0	2.8	4.1	6.8	5.9	6.2	0.2	0.1	0.7	0.8	1.6	5.8
5.6	2.8	5.6	5.5	7.3	7.3	7.5	7.8	9.1	9.3	8.9	7.2	6.7	7.1	2.3	3.2
7.4	3.5	7.4	7.3	9.8	8.9	9.5	9.7	10.9	11.2	10.8	8.6	8.8	9.0	2.8	4.2
1.2	0.8	0.8	1.6	2.9	4.2	2.8	3.0	4.7	4.8	4.2	2.7	1.8	0.5	0.3	1.3
1.6	1.1	2.0	1.1	0.3	2.8	2.9	3.2	5.1	5.2	4.6	4.7	1.4	4.0	1.7	0.5
2.3	2.3	2.5	2.2	2.7	2.7	4.7	8.1	8.4	8.3	4.5	2.9	1.4	3.3	2.4	2.3
0.5	0.7	0.5	0.6	1.3	0.6	3.2	7.4	9.1	9.2	3.8	2.6	1.0	2.8	1.0	0.4
0.4	3.2	0.0	0.7	0.9	1.3	3.8	8.7	9.1	9.3	7.0	5.6	1.7	4.4	3.7	2.7
8.3	0.2	9.4	7.2	6.8	7.4	8.3	8.4	8.4	8.5	5.5	2.1	1.9	0.6	0.3	0.1
3.5	8.0	3.6	3.3	4.2	5.4	6.4	9.6	5.7	4.6	3.3	2.0	1.9	6.9	7.0	9.1
4.0	4.3	4.1	3.9	4.4	4.5	5.0	6.2	7.1	7.5	5.4	4.8	4.7	5.4	4.0	4.6

Jadual **1.3C** : Gaji dan Upah yang Dibayar Sektor Pembuatan Mengikut Subsektor: Perubahan Peratusan Bulanan/Suku Tahunan
 Table **1.3C** : Salaries and Wages Paid of Manufacturing Sector by Sub-sector: Monthly/Quarterly Percentage Change

Subsektor Sub-sector	2021				2022				
	Q1	Q2	Q3	Q4	Q1	Q2	Q3	Q4	
1. Makanan, minuman dan tembakau <i>Food, beverages and tobacco</i>	1.5	0.2	-0.3	4.3	1.4	0.7	0.7	4.7	
10 Pembuatan produk makanan <i>Manufacture of food products</i>	1.8	0.7	-0.3	3.7	1.6	1.0	0.7	4.3	
11 Pembuatan minuman <i>Manufacture of beverages</i>	-3.0	-7.3	-1.1	12.9	-2.4	-3.2	0.1	11.9	
12 Pembuatan produk tembakau <i>Manufacture of tobacco products</i>	-0.1	-15.7	-1.5	21.1	0.3	-14.9	0.5	21.1	
2. Tekstil, pakaian, kulit dan kasut <i>Textiles, wearing apparel, leather and footwear</i>	-2.7	-4.9	-1.5	10.2	-0.3	-3.7	0.8	7.8	
13 Pembuatan tekstil <i>Manufacture of textiles</i>	-1.6	-1.1	-0.5	6.2	-2.7	-1.2	2.2	3.8	
14 Pembuatan pakaian <i>Manufacture of wearing apparel</i>	-4.6	-7.5	-1.3	12.1	1.2	-5.6	0.4	11.3	
15 Pembuatan produk kulit dan barangan berkaitan <i>Manufacture of leather and related products</i>	0.6	-5.4	-4.4	13.5	0.8	-3.5	-0.9	6.9	
3. Produk kayu, perabot, keluaran kertas dan percetakan <i>Wood products, furniture, paper products and printing</i>	2.2	-3.1	-0.5	6.8	1.9	-2.5	-0.5	4.1	
16 Pembuatan kayu dan produk kayu dan gabus, kecuali perabot; pembuatan bagi artikel jerami dan bahan-bahan anyaman <i>Manufacture of wood and products of wood and cork, except furniture; manufacture of articles of straw and plaiting materials</i>	0.6	-3.1	5.2	6.1	-0.6	-2.5	1.3	2.5	
17 Pembuatan kertas dan produk kertas <i>Manufacture of paper and paper products</i>	1.8	-0.6	-1.4	4.6	1.2	-1.5	0.7	4.1	
18 Percetakan dan penerbitan semula media rakaman <i>Printing and reproduction of recorded media</i>	5.8	-1.9	-7.7	6.2	5.3	-1.3	-3.2	6.1	
31 Pembuatan perabot <i>Manufacture of furniture</i>	0.9	-6.3	1.4	9.7	2.2	-4.4	-1.0	4.0	
4. Petroleum, kimia, getah dan plastik <i>Petroleum, chemical, rubber and plastic</i>	0.2	2.1	-0.3	-0.1	-0.4	2.9	1.9	0.2	
19 Pembuatan kok dan produk petroleum bertapis <i>Manufacture of coke and refined petroleum products</i>	-0.03	-15.4	8.2	9.9	1.2	-15.4	8.5	8.3	
20 Pembuatan kimia dan produk kimia <i>Manufacture of chemicals and chemical products</i>	4.9	-5.0	0.7	2.2	3.9	-4.2	1.6	2.3	
21 Pembuatan produk farmaseutikal asas, kimia perubatan dan botani <i>Manufacture of basic pharmaceutical products and pharmaceutical preparations</i>	-1.9	8.9	1.7	3.0	-4.5	8.7	3.3	4.4	
22 Pembuatan produk getah dan plastik <i>Manufacture of rubber and plastics products</i>	-1.9	9.3	-2.4	-3.2	-2.7	10.4	0.9	-2.6	
5. Produk mineral bukan logam, logam asas dan produk logam yang direka <i>Non-metallic mineral products, basic metal and fabricated metal products</i>	2.0	-3.7	-1.7	8.2	1.2	-2.7	-0.9	4.7	
23 Pembuatan produk galian bukan logam lain <i>Manufacture of other non-metallic mineral products</i>	0.5	0.9	-3.0	5.9	0.4	2.0	0.5	3.1	
24 Pembuatan logam asas <i>Manufacture of basic metals</i>	4.6	-5.5	-2.7	10.5	3.2	-5.8	-3.1	6.4	
25 Pembuatan produk logam, kecuali mesin dan kelengkapan <i>Manufacture of fabricated metal products, except machinery and equipment</i>	1.3	-6.0	0.1	8.4	0.3	-3.9	-0.4	4.8	
6. Produk elektrik dan elektronik <i>Electrical and electronic products</i>	4.0	-3.8	-1.3	8.3	3.2	-2.5	0.1	6.2	
26 Pembuatan komputer, produk elektronik dan optikal <i>Manufacture of computer, electronics and optical products</i>	5.5	-2.6	-2.5	9.2	4.4	-1.6	-1.1	7.1	
27 Pembuatan kelengkapan elektrik <i>Manufacture of electrical equipment</i>	-0.4	-6.8	4.6	4.4	-0.1	-5.3	5.8	1.5	
28 Pembuatan jentera dan peralatan t.t.t.l. <i>Manufacture of machinery and equipment n.e.c.</i>	1.6	-6.4	-0.7	7.8	1.0	-4.7	1.2	6.1	
7. Kelengkapan pengangkutan dan pembuatan lain <i>Transport equipment and other manufactures</i>	1.5	-2.4	-4.1	9.2	0.1	0.2	-2.3	4.7	
29 Pembuatan kenderaan bermotor, treler dan semi treler <i>Manufacture of motor vehicles, trailers and semi-trailers</i>	-0.2	-0.8	-6.4	10.3	-1.6	2.0	-3.1	5.0	
30 Pembuatan kelengkapan pengangkutan lain <i>Manufacture of other transport equipment</i>	7.8	-3.9	-6.2	4.6	6.7	-0.2	-2.6	0.2	
32 Pembuatan lain <i>Other manufacturing</i>	0.4	-3.6	4.2	8.9	-1.6	-3.3	3.7	2.9	
33 Pembaikan dan pemasangan jentera dan kelengkapan <i>Repair and installation of machinery and equipment</i>	2.0	-4.0	-3.5	10.8	1.0	-0.9	-5.8	9.8	
Pembuatan	Jumlah Total	2.0	-1.9	-1.2	5.8	1.4	-0.8	0.2	4.1

(%)

2022												2023	
Jan.	Feb.	Mac	Apr.	Mei	Jun	Jul.	Ogo.	Sep.	Okt.	Nov.	Dis.	Jan.	Feb.
-2.2	-1.0	1.2	-0.4	0.7	0.6	-0.1	-0.7	1.7	0.1	1.2	8.4	-3.3	-0.6
-1.8	-1.2	1.6	-0.5	0.9	0.7	-0.01	-0.8	1.4	0.1	1.0	8.3	-3.1	-0.6
-7.2	1.1	-4.7	2.6	-3.8	-1.0	-1.1	1.6	6.6	-0.04	5.2	9.4	-6.8	-2.6
-16.4	6.7	-5.0	-13.9	0.02	0.2	-0.01	-3.7	8.7	4.7	2.2	27.6	-17.0	7.0
-3.4	-4.3	-0.6	-1.0	0.7	-4.1	1.8	0.9	3.1	-0.1	4.8	6.4	-2.2	-5.0
-3.9	-1.7	-1.4	-1.0	2.4	-0.7	0.9	0.2	2.3	0.5	1.7	1.5	-0.6	-4.2
-4.4	-7.0	0.1	-1.1	0.1	-7.0	4.7	-0.6	3.1	-0.6	8.9	11.0	-4.3	-7.2
0.9	-1.8	-0.8	-0.7	-1.1	-3.1	-4.4	6.9	4.7	0.05	0.5	3.3	1.2	-0.3
0.1	-1.6	-0.5	-1.6	0.5	-1.1	-0.7	0.5	1.3	0.8	1.0	4.5	1.1	-1.3
-0.6	-1.7	-1.4	-0.7	0.2	-1.4	1.6	0.4	1.1	0.4	0.3	3.0	0.8	0.8
-0.05	2.1	-1.9	-0.8	-0.8	1.4	-1.0	0.8	1.6	0.7	0.4	5.2	-3.4	3.0
-1.2	-4.7	2.0	-2.1	1.9	-0.4	-2.7	0.2	-2.9	3.2	3.8	6.6	0.8	-5.3
2.1	-1.9	-0.5	-2.8	0.5	-3.2	-1.0	0.5	4.9	-0.5	-0.1	3.7	5.6	-3.3
-4.6	-1.2	5.8	-2.4	1.8	2.2	-0.4	0.6	-0.3	-1.0	-1.4	6.5	-4.1	-1.0
-10.8	-0.7	16.9	-25.1	-0.1	7.4	-0.4	0.9	10.2	-0.5	-4.8	16.1	-4.7	-1.5
-3.4	0.3	3.8	-5.8	-2.8	2.8	2.2	-1.6	-1.0	0.2	0.0	10.2	-3.1	0.5
-10.3	-2.3	-0.03	12.7	-4.5	0.7	2.3	3.5	-0.8	2.3	-5.1	15.2	-14.2	-5.5
-3.3	-2.1	4.8	4.0	4.8	1.2	-1.8	1.4	-1.8	-1.8	-1.2	2.4	-3.8	-1.4
-1.7	-2.7	0.6	-2.4	1.2	-1.4	-1.0	-0.1	2.3	0.6	0.7	6.4	-0.8	-1.9
-1.9	-2.8	3.2	-0.2	1.9	-0.6	0.1	-1.1	2.8	0.3	0.1	3.6	-3.2	-5.1
-2.2	-1.8	-0.8	-3.7	-0.6	-1.9	-2.8	0.6	2.3	0.6	0.5	10.8	1.0	-1.9
-1.2	-3.3	-0.4	-3.3	1.9	-1.7	-0.5	0.2	1.8	0.7	1.4	5.6	-0.3	0.7
-3.9	0.7	-2.8	-1.9	1.2	0.8	-2.9	2.1	2.4	-0.2	-0.2	12.5	-8.2	1.6
-4.3	1.7	-1.4	-1.5	-0.1	1.2	-4.2	2.0	3.2	-0.4	0.4	13.3	-9.8	3.1
-3.0	-2.7	-4.2	-8.4	9.9	2.2	0.04	1.9	-0.2	-0.7	-1.6	8.8	-3.3	-1.7
-2.3	-0.9	-7.6	1.6	-0.002	-2.2	0.6	2.7	1.0	1.5	-1.5	12.2	-4.4	-2.1
-4.9	1.2	-0.4	1.4	-1.9	-0.5	-2.4	1.0	0.9	0.8	0.4	8.1	-5.8	1.1
-7.9	2.5	-3.0	4.5	-2.1	0.6	-4.1	1.9	0.5	0.5	-0.1	10.8	-9.6	1.9
2.5	3.0	7.3	-4.5	-0.2	-3.1	-0.8	-1.1	3.1	-0.2	-2.7	1.6	1.7	2.0
-7.1	-1.3	-2.6	-1.9	0.2	2.0	0.4	2.4	0.6	-2.2	0.6	10.4	-7.4	-1.5
0.2	-1.1	2.3	2.3	-4.8	-3.3	-1.6	-0.8	0.4	5.5	4.0	4.0	0.3	0.9
-3.2	-0.8	0.5	-1.6	0.9	0.4	-1.4	0.8	1.5	-0.05	0.1	8.5	-4.4	-0.2

Jadual
Table **1.4a** : Nilai Jualan Sektor Pembuatan Mengikut Kumpulan
: Sales Value of Manufacturing Sector by Group

Kod Kumpulan Group code	Keterangan Kumpulan/Tempoh	2021	2022	2021			
				Q1	Q2	Q3	Q4
101	Pemprosesan dan pengawetan daging	7,877	8,809	1,849	1,861	2,039	2,128
102	Pemprosesan dan pengawetan ikan, krustasea dan moluska	6,281	5,714	1,678	1,613	1,445	1,544
	10201 Pengetinan ikan, krustasea dan moluska						
	10202 Pemprosesan dan pengawetan ikan, krustasea dan moluska	5,970	5,391	1,597	1,542	1,373	1,459
	Industri lain	311	323	81	71	73	85
103	Pemprosesan dan pengawetan buah-buahan dan sayur - sayuran	1,779	1,808	521	459	379	419
	10303 Pengetinan nanas						
	10304 Pembuatan jem, marmalad dan sajian jeli	364	357	118	86	78	82
	Industri lain	1,415	1,451	403	373	301	338
104	Pembuatan minyak dan lemak daripada sayuran dan haiwan	168,492	190,130	30,600	45,231	45,276	47,386
	10404 Pembuatan minyak sayuran mentah dan bertapis						
	10406 Pembuatan sebatian lemak masakan	17,088	20,492	3,785	4,367	4,748	4,188
	10405 Pembuatan minyak kelapa	1,143	1,536	345	244	232	321
	Industri lain	150,261	168,102	26,470	40,620	40,295	42,876
105	Pembuatan produk tenusu	10,805	12,117	2,585	2,700	2,689	2,831
	10502 Pembuatan susu pekat, tepung dan sejat	10,000	11,313	2,371	2,499	2,498	2,632
	Industri lain	805	804	214	201	190	199
106	Pembuatan produk bijian, kanji dan produk berkanji	8,695	10,613	2,021	2,227	2,134	2,313
	10611 Pengilangan beras	3,920	5,201	787	1,049	1,002	1,082
	10613 Pengilangan tepung	4,453	5,075	1,150	1,104	1,056	1,144
	Industri lain	322	336	84	75	76	87
107	Pembuatan produk makanan lain	53,256	58,413	13,437	13,193	12,950	13,676
	10711 Pembuatan biskut dan cookies	2,234	3,287	567	524	467	676
	10712 Pembuatan roti, kek dan produk bakeri lain	12,375	12,482	3,204	3,193	3,123	2,854
	10713 Pembuatan produk snek	2,342	2,830	586	575	526	656
	10721 Pembuatan gula	5,502	5,200	1,385	1,300	1,333	1,484
	10731 Pembuatan produk koko	3,401	3,402	926	831	792	853
	10732 Pembuatan coklat dan produk coklat						
	10733 Pembuatan konfeksi gula	12,588	14,094	3,111	3,214	3,081	3,182
	10793 Pembuatan sos dan bahan perasa	2,187	2,267	542	529	494	622
	10799 Pembuatan produk makanan lain t.t.t.l.	4,801	6,300	1,140	1,129	1,236	1,296
	Industri lain	7,825	8,552	1,976	1,896	1,898	2,054
108/ 10800	Pembuatan makanan haiwan tersedia	13,164	16,492	2,545	3,454	3,607	3,558
110	Pembuatan minuman ringan	10,629	12,717	3,009	2,325	2,276	3,019
	11041 Pembuatan minuman ringan	6,267	6,725	1,580	1,363	1,600	1,724
	11042 Pengeluaran air mineral semulajadi dan minuman lain yang dibotolkan	1,321	1,350	336	312	338	336
	Industri lain	3,040	4,643	1,093	650	338	959
120/ 12000	Pembuatan produk tembakau	2,940	3,410	973	594	266	1,108
131	Pemintalan, penenunan dan penyiapan tekstil	6,132	6,520	1,559	1,633	1,333	1,608
	13110 Penyediaan dan pemintalan gentian tekstil						
	13120 Penenunan tekstil	4,500	4,842	1,161	1,278	921	1,140
	13132 Pewarnaan, pelunturan, percetakan dan penyiapan akhir benang dan fabrik	1,570	1,625	386	343	391	450
	Industri lain	62	53	12	12	20	18
139	Pembuatan tekstil lain	4,595	5,132	1,034	1,046	1,210	1,306
	13910 Pembuatan fabrik dikait dan dikrusye	2,240	2,306	540	524	561	615
	Industri lain	2,356	2,825	495	522	649	690
141	Pembuatan pakaian, kecuali pakaian berbulu	8,631	8,945	2,278	1,953	2,019	2,381
	14102 Pembuatan pakaian	7,689	7,847	1,993	1,745	1,848	2,103
	Industri lain	942	1,098	286	208	171	278
142 & 143	Pembuatan artikel daripada kulit bulu dan pakaian yang dikait dan dikrusye	405	408	112	104	78	111
151 (15110 & 15120)	Penyamakan dan pembersihan kulit, pembuatan bagasi, beg tangan, pelana dan abah-abah pembersihan dan pewarnaan bulu	1,440	1,857	409	294	269	468
152	Pembuatan kasut	750	781	247	169	139	194
	15201 Pembuatan kasut kulit						
	15203 Pembuatan kasut getah	444	498	151	95	77	121
	Industri lain	306	282	97	74	62	74
161/ 16100	Pengilangan dan pengetaman kayu	5,885	6,672	1,759	1,126	1,227	1,773

2022				2022	2023	Group Description/Period
Q1	Q2	Q3	Q4	(Jan. - Feb.)	(Jan. - Feb.)	
2,135	2,179	2,212	2,282	1,454	1,505	Processing and preserving of meat
1,435	1,434	1,405	1,440	953	969	Processing and preserving of fish, crustaceans and molluscs Canning of fish, crustaceans and molluscs
1,354	1,359	1,324	1,353	900	907	Processing, curing and preserving of fish, crustacean and molluscs
80	75	81	87	53	61	Other industry
445	441	453	469	305	325	Processing and preserving of fruits and vegetable
						Pineapple canning
75	77	99	104	54	70	Manufacture of jams, marmalades and table jellies
369	364	354	365	251	255	Other industry
37,522	53,117	49,670	49,822	25,413	28,249	Manufacture of vegetable and animal oils and fats Manufacture of crude and refined vegetable oil
4,070	5,239	5,949	5,234	2,693	3,269	Manufacture of compound cooking fats
372	359	410	395	243	222	Manufacture of coconut oil
33,080	47,518	43,311	44,193	22,477	24,759	Other industry
2,942	3,036	3,090	3,049	1,960	1,976	Manufacture of dairy products
2,739	2,842	2,880	2,852	1,823	1,851	Manufacture of condensed, powdered and evaporated milk
203	194	210	197	137	125	Other industry
2,516	2,775	2,606	2,716	1,643	1,802	Manufacture of grain mill products, starches and starch products
1,189	1,403	1,300	1,308	781	870	Rice milling
1,248	1,291	1,225	1,312	809	877	Flour milling
78	81	81	97	53	56	Other industry
14,013	14,682	14,869	14,849	9,254	9,897	Manufacture of other food products
797	846	797	847	531	551	Manufacture of biscuits and cookies
2,875	3,258	3,255	3,094	1,920	2,240	Manufacture of bread, cakes and other bakery products
692	723	684	732	449	443	Manufacture of snack products
1,370	1,298	1,252	1,279	941	846	Manufacture of sugar
864	807	847	885	606	623	Manufacture of cocoa products
						Manufacture of chocolate and chocolate products
3,382	3,618	3,606	3,488	2,170	2,292	Manufacture of sugar confectionery
590	561	539	578	390	370	Manufacture of sauces and condiments
1,433	1,497	1,652	1,718	932	1,061	Manufacture of other food products n.e.c.
2,011	2,074	2,238	2,228	1,315	1,472	Other industry
3,619	4,298	4,347	4,228	2,464	2,832	Manufacture of prepared animal feeds
3,198	3,034	3,237	3,248	2,088	2,090	Manufacture of beverages
1,739	1,564	1,650	1,772	1,123	1,092	Manufacture of soft drinks
347	334	345	324	223	214	Production of natural mineral waters and other bottled waters
1,113	1,137	1,242	1,151	742	784	Other industry
1,018	785	681	926	657	743	Manufacture of tobacco products
1,679	1,629	1,586	1,626	1,113	975	Spinning, weaving and finishing of textiles Preparation and spinning of textile fibres
1,254	1,202	1,171	1,215	825	757	Weaving of textiles
412	413	401	399	279	211	Dyeing, bleaching, printing and finishing of yarns and fabrics
14	13	14	12	9	7	Other industry
1,279	1,272	1,260	1,321	858	946	Manufacture of other textiles
587	574	559	586	392	389	Manufacture of knitted and crocheted fabrics
692	698	701	735	466	557	Other industry
2,353	2,118	2,124	2,350	1,563	1,606	Manufacture of wearing apparel, except fur apparel
2,041	1,843	1,881	2,081	1,360	1,407	Manufacture of clothings
312	275	242	269	203	199	Other industry
103	92	100	112	71	81	Manufacture of articles of fur, knitted and crocheted apparel
477	387	441	551	321	335	Tanning and dressing of leather; manufacture of luggage, handbags, saddlery and harness; dressing and dyeing of fur
202	181	189	209	131	143	Manufacture of footwear
						Manufacture of leather footwear
122	108	129	140	78	92	Manufacture of rubber footwear
81	73	60	69	53	50	Other industry
1,933	1,334	1,581	1,825	1,251	1,248	Sawmilling and planning of wood

Jadual
Table **1.4a** : Nilai Jualan Sektor Pembuatan Mengikut Kumpulan (samb.)
: Sales Value of Manufacturing Sector by Group (cont.)

Kod Kumpulan Group code	Keterangan Kumpulan/Tempoh	2022					
		Jan.	Feb.	Mac	Apr.	Mei	Jun
101	Pemprosesan dan pengawetan daging	747	706	681	731	738	711
102	Pemprosesan dan pengawetan ikan, krustasea dan moluska	503	450	481	473	473	488
10201 & 10202	Pengetinan ikan, krustasea dan moluska	476	425	454	447	450	462
	Pemprosesan dan pengawetan ikan, krustasea dan moluska						
	Industri lain	28	25	27	26	24	25
103	Pemprosesan dan pengawetan buah-buahan dansayur - sayuran	162	144	139	145	144	152
10303 & 10304	Pengetinan nanas	28	26	22	24	22	31
	Pembuatan jem, marmalad dan sajian jeli						
	Industri lain	133	118	118	121	122	120
104	Pembuatan minyak dan lemak daripada sayuran dan haiwan	13,195	12,218	12,109	16,749	17,919	18,448
10404 & 10406	Pembuatan minyak sayuran mentah dan bertapis	1,434	1,259	1,377	1,624	1,731	1,885
	Pembuatan sebatian lemak masakan						
10405	Pembuatan minyak kelapa	117	126	128	115	121	123
	Industri lain	11,644	10,833	10,603	15,011	16,067	16,440
105	Pembuatan produk tenusu	993	967	982	1,013	1,008	1,015
10502	Pembuatan susu pekat, tepung dan sejat	923	901	916	949	945	948
	Industri lain	70	66	66	64	63	67
106	Pembuatan produk bijian, kanji dan produk berkanji	824	819	873	984	924	868
10611	Pengilangan beras	376	406	408	532	466	406
10613	Pengilangan tepung	420	388	439	424	432	435
	Industri lain	28	25	25	28	26	27
107	Pembuatan produk makanan lain	4,769	4,485	4,759	4,937	4,792	4,953
10711	Pembuatan biskut dan cookies	271	260	266	335	257	254
10712	Pembuatan roti, kek dan produk bakeri lain	987	933	955	1,015	1,092	1,152
10713	Pembuatan produk snek	226	222	243	252	235	236
10721	Pembuatan gula	511	430	429	455	391	453
10731	Pembuatan produk koko	306	300	257	270	268	270
10732 & 10733	Pembuatan coklat dan produk coklat	1,120	1,050	1,211	1,232	1,223	1,163
	Pembuatan konfeksi gula						
10793	Pembuatan sos dan bahan perasa	199	190	200	204	175	182
10799	Pembuatan produk makanan lain t.t.t.l.	474	457	502	492	489	515
	Industri lain	674	641	696	683	661	730
108/ 10800	Pembuatan makanan haiwan tersedia	1,279	1,184	1,156	1,435	1,424	1,439
110	Pembuatan minuman ringan	1,042	1,046	1,110	1,153	936	946
11041	Pembuatan minuman ringan	543	580	616	640	464	459
11042	Pengeluaran air mineral semulajadi dan minuman lain yang dibotolkan	108	115	124	125	102	107
	Industri lain	392	351	370	388	369	380
120/ 12000	Pembuatan produk tembakau	327	330	361	329	239	218
131	Pemintalan, penenunan dan penyiapan tekstil	566	547	567	548	513	568
13110 & 13120	Penyediaan dan pemintalan gentian tekstil	411	414	429	409	386	407
	Penenunan tekstil						
13132	Pewarnaan, pelunturan, percetakan dan penyiapan akhir benang dan fabrik	150	129	133	135	122	156
	Industri lain	5	4	4	4	5	5
139	Pembuatan tekstil lain	446	412	421	415	416	441
13910	Pembuatan fabrik dikait dan dikrusye	203	189	195	186	190	198
	Industri lain	243	223	226	230	225	243
141	Pembuatan pakaian, kecuali pakaian berbulu	787	776	789	757	705	657
14102	Pembuatan pakaian	689	671	681	657	609	577
	Industri lain	98	105	108	100	96	79
142 & 143	Pembuatan artikel daripada kulit bulu dan pakaian yang dikait dan dikrusye	38	33	32	30	30	32
151 (15110 & 15120)	Penyamakan dan pembersihan kulit, pembuatan bagasi, beg tangan, pelana dan abah-abah pembersihan dan pewarnaan bulu	161	160	156	134	123	130
152	Pembuatan kasut	68	63	71	62	62	56
15201 & 15203	Pembuatan kasut kulit	44	34	44	35	36	37
	Pembuatan kasut getah						
	Industri lain	25	28	27	27	27	19
161/ 16100	Pengilangan dan pengetaman kayu	690	561	683	557	391	386

2023								Group Description/Period
Jul.	Ogo.	Sep.	Okt.	Nov.	Dis.	Jan.	Feb.	
709	763	741	792	771	719	733	772	Processing and preserving of meat
438	490	478	476	491	473	512	457	Processing and preserving of fish, crustaceans and molluscs
								<i>Canning of fish, crustaceans and molluscs</i>
413	463	448	446	464	443	482	426	<i>Processing, curing and preserving of fish, crustacean and molluscs</i>
25	27	29	30	27	30	30	31	<i>Other industry</i>
142	155	157	153	163	153	160	165	Processing and preserving of fruits and vegetable
								<i>Pineapple canning</i>
30	33	36	35	38	31	34	36	<i>Manufacture of jams, marmalades and table jellies</i>
111	122	120	118	125	121	126	129	<i>Other industry</i>
15,779	16,472	17,419	16,701	16,158	16,963	13,900	14,349	Manufacture of vegetable and animal oils and fats
								<i>Manufacture of crude and refined vegetable oil</i>
2,018	2,007	1,924	1,717	1,602	1,915	1,582	1,687	<i>Manufacture of compound cooking fats</i>
135	146	129	128	122	145	119	103	<i>Manufacture of coconut oil</i>
13,626	14,319	15,366	14,856	14,435	14,903	12,199	12,559	<i>Other industry</i>
979	1,078	1,033	1,007	1,035	1,007	975	1,001	Manufacture of dairy products
910	1,007	962	940	969	942	908	943	<i>Manufacture of condensed, powdered and evaporated milk</i>
69	71	70	67	66	64	67	58	<i>Other industry</i>
821	884	901	904	897	915	872	931	Manufacture of grain mill products, starches and starch products
394	446	461	444	432	432	400	470	<i>Rice milling</i>
401	412	412	427	433	451	443	434	<i>Flour milling</i>
26	26	28	33	33	31	29	27	<i>Other industry</i>
4,855	5,107	4,907	4,952	4,947	4,949	4,918	4,979	Manufacture of other food products
254	278	265	279	286	282	265	286	<i>Manufacture of biscuits and cookies</i>
1,111	1,127	1,017	1,011	1,005	1,077	1,146	1,094	<i>Manufacture of bread, cakes and other bakery products</i>
213	233	239	245	242	244	218	225	<i>Manufacture of snack products</i>
411	421	420	425	424	430	417	429	<i>Manufacture of sugar</i>
282	289	276	297	294	294	295	328	<i>Manufacture of cocoa products</i>
								<i>Manufacture of chocolate and chocolate products</i>
1,163	1,246	1,196	1,190	1,160	1,138	1,156	1,136	<i>Manufacture of sugar confectionery</i>
175	184	181	189	202	187	176	194	<i>Manufacture of sauces and condiments</i>
506	579	567	581	588	548	521	539	<i>Manufacture of other food products n.e.c.</i>
742	751	746	734	746	749	724	748	<i>Other industry</i>
1,449	1,423	1,475	1,439	1,385	1,404	1,400	1,432	Manufacture of prepared animal feeds
1,043	1,114	1,080	1,140	1,076	1,032	1,047	1,043	Manufacture of beverages
548	576	527	612	577	582	537	556	<i>Manufacture of soft drinks</i>
115	119	111	111	110	104	101	113	<i>Production of natural mineral waters and other bottled waters</i>
381	419	442	417	388	346	410	374	<i>Other industry</i>
216	243	222	301	323	303	394	349	Manufacture of tobacco products
545	537	504	514	539	572	510	465	Spinning, weaving and finishing of textiles
								<i>Preparation and spinning of textile fibres</i>
396	404	371	374	404	437	397	360	<i>Weaving of textiles</i>
144	129	129	137	131	131	110	101	<i>Dyeing, bleaching, printing and finishing of yarns and fabrics</i>
5	5	4	4	4	4	4	3	<i>Other industry</i>
430	413	417	433	443	445	473	473	Manufacture of other textiles
191	184	184	195	196	194	194	195	<i>Manufacture of knitted and crocheted fabrics</i>
239	229	233	238	247	250	279	278	<i>Other industry</i>
700	713	711	732	795	823	800	806	Manufacture of wearing apparel, except fur apparel
623	634	624	643	701	737	704	703	<i>Manufacture of clothings</i>
76	79	87	89	94	86	97	102	<i>Other industry</i>
32	31	37	38	39	35	39	41	Manufacture of articles of fur, knitted and crocheted apparel
								<i>Tanning and dressing of leather; manufacture of luggage, handbags, saddlery and harness; dressing and dyeing of fur</i>
129	148	164	179	197	175	171	165	
59	66	63	69	69	71	74	69	Manufacture of footwear
								<i>Manufacture of leather footwear</i>
41	45	43	46	47	47	49	44	<i>Manufacture of rubber footwear</i>
19	22	20	22	22	24	25	25	<i>Other industry</i>
389	613	578	597	591	637	618	631	Sawmilling and planing of wood

Jadual Table **1.4a** : Nilai Jualan Sektor Pembuatan Mengikut Kumpulan
: Sales Value of Manufacturing Sector by Group

Kod Kumpulan Group code	Keterangan Kumpulan/Tempoh	2021	2022	2021			
				Q1	Q2	Q3	Q4
162	Pembuatan produk daripada kayu, gabus, jerami dan bahan jalinan lain	17,143	19,222	5,123	3,038	3,482	5,500
16211	Pembuatan kepingan venier dan papan lapis	8,271	9,087	2,483	1,420	1,664	2,704
16212	Pembuatan papan partikel dan papan gentian	5,226	5,885	1,457	948	1,155	1,666
16221	Pertukangan kayu untuk jurubina	1,893	2,156	619	322	344	608
	Industri lain	1,752	2,094	564	348	319	522
170	Pembuatan kertas dan produk kertas	25,788	28,260	6,180	6,384	6,476	6,748
17010	Pembuatan pulpa, kertas dan kertas tebal	5,188	5,903	1,205	1,272	1,317	1,394
17020	Pembuatan kertas gelugur dan kertas tebal dan bekas daripada kertas dan kertas tebal	10,480	10,746	2,569	2,553	2,597	2,761
17091	Pembuatan sampul surat dan kad surat	326	374	83	80	80	82
17092	Pembuatan kertas kegunaan rumah dan pembersih peribadi	5,154	5,998	1,216	1,286	1,292	1,360
17093	Pembuatan kertas bergam atau pelekat yang berjalur atau bergulung dan label dan kertas dinding	2,797	3,284	636	734	747	680
	Industri lain	1,843	1,955	470	458	443	472
181 & 182	Percetakan, aktiviti perkhidmatan berkaitan percetakan dan penerbitan semula media rakaman	12,098	13,709	3,291	2,682	2,708	3,417
18110	Percetakan	9,747	10,953	2,518	2,110	2,306	2,813
18120 &	Aktiviti perkhidmatan berkaitan percetakan						
18200	Penerbitan semula media rakaman	2,351	2,756	773	572	402	604
192 (19201 & 19202)	Pembuatan produk petroleum bertapis	175,557	249,901	33,513	44,230	48,092	49,722
201	Pembuatan kimia asas, baja dan sebatian nitrogen, plastik dan getah sintetik dalam bentuk primer	73,682	74,078	19,511	16,592	18,583	18,996
20111	Pembuatan gas perindustrian atau perubatan bukan organik dalam bentuk cecair atau mampat	2,419	2,036	771	752	554	343
20112 &	Pembuatan kimia organik asas						
20113	Pembuatan sebatian bukan organik	38,505	38,698	10,384	8,318	10,055	9,747
20121 &	Pembuatan baja						
20129	Pembuatan produk campuran nitrogen	4,968	5,859	1,212	1,196	1,040	1,520
20131	Pembuatan plastik dalam bentuk primer	24,184	21,813	6,313	5,495	5,906	6,469
	Industri lain	3,607	5,671	831	831	1,028	917
202 & 203	Pembuatan produk kimia lain dan serat buatan manusia	28,646	37,507	6,878	6,572	7,003	8,193
20210	Pembuatan racun perosak dan produk agrokimia lain	2,681	4,109	650	608	636	787
20221	Pembuatan cat, varnis dan penyadur dan mastik	7,653	10,181	1,651	1,742	1,757	2,503
20222	Pembuatan dakwat cetak	989	1,149	246	253	237	252
20231 &	Pembuatan sabun dan bahan pencuci, penyediaan membersihkan dan mengilap						
20232	Pembuatan pewangi dan penyediaan dandanan diri	10,633	13,833	2,665	2,327	2,757	2,884
20291 &	Pembuatan plat fotografi, filem, sensitized paper dan other sensitized unexposed materials						
20292 &	Pembuatan dakwat menulis dan melukis						
20299	Pembuatan produk kimia lain t.t.t.l.	6,066	7,509	1,517	1,486	1,438	1,625
	Industri lain	625	726	150	156	178	141
210	Pembuatan produk farmaseutikal, kimia perubatan dan botani	9,185	10,181	2,117	2,260	2,405	2,403
21001	Pembuatan bahan aktif ubat-ubatan untuk digunakan oleh bidang farmakologi dalam pembuatan ubat-ubatan	7,645	8,413	1,750	1,931	2,006	1,958
	Industri lain	1,540	1,768	367	329	399	445
221	Pembuatan produk getah	86,432	65,736	22,899	27,051	19,939	16,544
22111	Pembuatan tayar getah untuk kenderaan	5,509	4,203	1,065	920	2,013	1,510
22112	Pembuatan bunga tayar yang boleh ditukar ganti dan tayar celup	666	682	178	159	146	185
22191 &	Pembuatan produk lain daripada getah asli atau sintetik, tidak divulkan, divulkan atau dikeraskan						
22193	Pengilangan semula getah dan prosesan susu getah	7,914	7,313	2,292	2,136	1,684	1,803
22192	Pembuatan sarung tangan getah	65,418	46,911	17,568	22,044	14,479	11,326
22199	Pembuatan produk getah lain yang t.t.t.l.	6,925	6,626	1,796	1,792	1,617	1,720
222	Pembuatan produk plastik	58,617	61,804	13,733	15,041	14,847	14,996
22201 &	Pembuatan produk plastik separa siap						
22202	Pembuatan produk plastik siap	17,691	16,740	4,205	4,728	4,508	4,250
22203	Pembuatan artikel plastik untuk pembungkusan barangan	16,599	21,473	3,780	4,004	4,333	4,483
22204	Pembuatan barangan plastik jurubina	1,810	2,163	353	447	510	500
22205	Pembuatan pinggan mangkuk, peralatan dapur dan barangan tandas daripada plastik	4,658	7,037	937	1,119	1,196	1,406
22209	Pembuatan pelbagai produk plastik t.t.t.l.	17,859	14,390	4,458	4,744	4,300	4,357
231 (23101 & 23102 & 23109)	Pembuatan kaca dan produk kaca	5,162	5,410	1,728	1,317	871	1,246

2022		2022		2023		Group Description/Period
Q1	Q2	Q3	Q4	(Jan. - Feb.)	(Jan. - Feb.)	
5,871	3,758	4,191	5,402	3,813	3,647	Manufacture of products of wood, cork, straw and plaiting materials
2,821	1,705	1,903	2,659	1,820	1,877	Manufacture of veneer sheets and plywood
1,758	1,169	1,329	1,629	1,124	1,004	Manufacture of particle board and fibreboard
652	431	470	604	444	418	Manufacture of builders' carpentry
640	454	489	511	424	349	Other industry
6,810	7,041	7,246	7,163	4,402	4,922	Manufacture of paper and paper products
1,494	1,444	1,475	1,489	976	1,010	Manufacture of pulp, paper and paperboard
2,493	2,684	2,803	2,767	1,610	1,746	Manufacture of corrugated paper and paperboard and containers of paper and paperboard
79	86	102	107	51	67	Manufacture of envelopes and letter-card
1,523	1,515	1,490	1,470	983	1,106	Manufacture of household and personal hygiene paper
735	835	888	826	451	591	Manufacture of gummed or adhesive paper in strips or rolls and labels and wall paper
486	476	488	505	331	402	Other industry
3,547	3,273	3,216	3,673	2,389	2,546	Printing, service activities related to printing and reproduction of recorded media
2,919	2,646	2,577	2,812	1,950	1,917	Printing
628	628	639	861	439	629	Service activities related to printing
						Reproduction of recorded media
45,669	60,286	75,616	68,330	30,579	38,353	Manufacture of refined petroleum products
20,084	17,918	18,339	17,737	13,200	12,352	Manufacture of basic chemicals, fertilizer and nitrogen compounds, plastics and synthetic rubber in primary forms
333	536	577	590	239	375	Manufacture of liquefied or compressed inorganic industrial or medical gases
10,674	9,021	9,784	9,219	7,055	6,518	Manufacture of basic organic chemicals
1,669	1,464	1,387	1,339	1,100	940	Manufacture of inorganic compounds
6,104	5,562	4,997	5,150	3,936	3,578	Manufacture of fertilizers
1,304	1,334	1,595	1,438	868	941	Manufacture of associated nitrogen products
8,940	8,694	9,643	10,230	5,877	7,077	Manufacture of other chemical products and man-made fibres
1,047	920	930	1,212	683	823	Manufacture of pesticides and other agrochemical products
2,629	2,464	2,479	2,609	1,764	1,966	Manufacture of paints, varnishes and similar coatings ink and mastics
296	293	278	282	198	197	Manufacture of printing ink
3,126	3,138	3,838	3,731	2,014	2,488	Manufacture of soap and detergents, cleaning and polishing preparations
1,689	1,715	1,905	2,199	1,117	1,466	Manufacture of perfumes and toilet preparations
152	165	212	197	100	137	Manufacture of photographic plates, films, sensitized paper and other sensitized unexposed materials
2,412	2,501	2,695	2,573	1,583	1,760	Manufacture of pharmaceuticals, medicinal chemical and botanical products
2,022	2,092	2,223	2,076	1,324	1,445	Manufacture of medicinal active substances to be used for their pharmacological properties in the manufacture of medicaments
390	409	472	498	258	316	Other industry
16,499	18,756	15,766	14,715	9,927	8,814	Manufacture of rubber products
1,275	1,222	954	753	837	493	Manufacture of rubber tyres for vehicles
162	168	179	174	106	132	Manufacture of interchangeable tyre treads and retreading rubber tyres
1,644	1,996	1,918	1,755	1,067	972	Manufacture of other products of natural or synthetic rubber, unvulcanized, vulcanized or hardened
11,813	13,687	11,021	10,391	6,887	6,283	Rubber remilling and latex processing
1,606	1,684	1,693	1,642	1,029	933	Manufacture of rubber gloves
14,652	16,028	15,866	15,258	9,481	9,069	Manufacture of other rubber products n.e.c.
3,949	4,554	4,314	3,923	2,561	2,450	Manufacture of plastics products
4,569	5,526	5,751	5,627	2,995	3,119	Manufacture of semi-manufactures of plastic products
486	568	577	532	302	362	Manufacture of finished plastic products
1,584	1,784	1,880	1,789	991	1,067	Manufacture of plastic articles for the packing of goods
4,065	3,595	3,343	3,387	2,631	2,070	Manufacture of builders' plastics ware
1,483	1,331	1,263	1,333	969	928	Manufacture of glass and glass products
						Manufacture of plastic tableware, kitchenware and toilet articles
						Manufacture of diverse plastic products n.e.c.

Jadual Table **1.4a** : Nilai Jualan Sektor Pembuatan Mengikut Kumpulan (samb.)
: Sales Value of Manufacturing Sector by Group (cont.)

Kod Kumpulan Group code	Keterangan Kumpulan/Tempoh	2022					
		Jan.	Feb.	Mac	Apr.	Mei	Jun
162	Pembuatan produk daripada kayu, gabus, jerami dan bahan jalinan lain	1,989	1,824	2,058	1,579	1,108	1,072
16211	Pembuatan kepingan venier dan papan lapis	928	892	1,001	738	490	476
16212	Pembuatan papan partikel dan papan gentian	600	525	634	489	354	326
16221	Pertukangan kayu untuk jurubina	235	209	207	165	133	132
	Industri lain	226	198	216	187	131	137
170	Pembuatan kertas dan produk kertas	2,258	2,143	2,409	2,477	2,251	2,312
17010	Pembuatan pulpa, kertas dan kertas tebal	505	471	518	534	454	457
17020	Pembuatan kertas gelugur dan kertas tebal dan bekas daripada kertas dan kertas tebal	825	785	882	954	863	866
17091	Pembuatan sampul surat dan kad surat	26	26	28	25	30	31
17092	Pembuatan kertas kegunaan rumah dan pembersih peribadi	510	473	541	533	488	494
17093	Pembuatan kertas bergam atau pelekat yang berjalur atau bergulung dan label dan kertas dinding	218	233	284	276	258	301
	Industri lain	175	156	155	156	157	163
181 & 182	Percetakan, aktiviti perkhidmatan berkaitan percetakan dan penerbitan semula media rakaman	1,223	1,165	1,158	1,159	1,053	1,061
18110	Percetakan	994	956	969	938	850	857
18120 &	Aktiviti perkhidmatan berkaitan percetakan						
18200	Penerbitan semula media rakaman	230	209	189	221	203	204
192 (19201 & 19202)	Pembuatan produk petroleum bertapis	17,255	13,325	15,090	17,952	18,912	23,423
201	Pembuatan kimia asas, baja dan sebatian nitrogen, plastik dan getah sintetik dalam bentuk primer	6,664	6,536	6,884	5,828	5,940	6,150
20111	Pembuatan gas perindustrian atau perubatan bukan organik dalam bentuk cecair atau mampat	132	107	94	156	184	196
20112 &	Pembuatan kimia organik asas						
20113	Pembuatan sebatian bukan organik	3,544	3,511	3,618	2,830	3,042	3,149
20121 &	Pembuatan baja						
20129	Pembuatan produk campuran nitrogen	567	533	569	506	492	466
20131	Pembuatan plastik dalam bentuk primer	1,978	1,958	2,168	1,890	1,789	1,884
	Industri lain	443	426	435	447	433	455
202 & 203	Pembuatan produk kimia lain dan serat buatan manusia	2,976	2,901	3,063	2,975	2,743	2,976
20210	Pembuatan racun perosak dan produk agrokimia lain	350	333	364	338	280	301
20221	Pembuatan cat, varnis dan penyadur dan mastik	906	858	865	829	804	831
20222	Pembuatan dakwat cetak	102	97	97	101	93	98
20231 &	Pembuatan sabun dan bahan pencuci, penyediaan membersihkan dan mengilap						
20232	Pembuatan pewangi dan penyediaan dandanan diri	1,009	1,006	1,112	1,074	937	1,127
20291 &	Pembuatan plat fotografi, filem, sensitized paper dan other sensitized unexposed materials						
20292 &	Pembuatan dakwat menulis dan melukis						
20299	Pembuatan produk kimia lain t.t.t.l.	560	557	573	588	570	557
	Industri lain	50	51	51	45	58	62
210	Pembuatan produk farmaseutikal, kimia perubatan dan botani	819	764	829	834	752	915
21001	Pembuatan bahan aktif ubat-ubatan untuk digunakan oleh bidang farmakologi dalam pembuatan ubat-ubatan	688	637	697	706	629	757
	Industri lain	131	127	131	128	123	158
221	Pembuatan produk getah	5,166	4,761	6,573	6,609	6,077	6,070
22111	Pembuatan tayar getah untuk kenderaan	428	409	437	451	367	404
22112	Pembuatan bunga tayar yang boleh ditukar ganti dan tayar celup	56	50	56	54	52	62
22191 &	Pembuatan produk lain daripada getah asli atau sintetik, tidak divulkan, divulkan atau dikeraskan						
22193	Pengilangan semula getah dan prosesan susu getah	548	520	577	704	594	698
22192	Pembuatan sarung tangan getah	3,604	3,283	4,926	4,802	4,550	4,335
22199	Pembuatan produk getah lain yang t.t.t.l.	530	499	577	598	514	572
222	Pembuatan produk plastik	4,846	4,635	5,171	5,714	5,118	5,196
22201 &	Pembuatan produk plastik separa siap						
22202	Pembuatan produk plastik siap	1,311	1,250	1,388	1,523	1,471	1,561
22203	Pembuatan artikel plastik untuk pembungkusan barangan	1,525	1,470	1,574	1,865	1,824	1,837
22204	Pembuatan barangan plastik jurubina	162	141	184	190	187	190
22205	Pembuatan pinggan mangkuk, peralatan dapur dan barangan tandas daripada plastik	530	461	593	642	578	564
22209	Pembuatan pelbagai produk plastik t.t.t.l.	1,318	1,313	1,434	1,494	1,057	1,043
231 (23101 & 23102 & 23109)	Pembuatan kaca dan produk kaca	464	505	513	464	459	408

2023								Group Description/Period
Jul.	Ogo.	Sep.	Okt.	Nov.	Dis.	Jan.	Feb.	
1,076	1,455	1,660	1,767	1,826	1,809	1,862	1,784	Manufacture of products of wood, cork, straw and plaiting materials
465	643	796	858	921	880	960	917	Manufacture of veneer sheets and plywood
342	458	529	543	537	549	505	498	Manufacture of particle board and fibreboard
138	170	162	200	195	209	221	196	Manufacture of builders' carpentry
132	184	173	166	173	171	176	173	Other industry
2,331	2,456	2,459	2,442	2,350	2,372	2,418	2,505	Manufacture of paper and paper products
474	504	497	540	477	472	498	512	Manufacture of pulp, paper and paperboard
904	948	952	936	923	908	868	878	Manufacture of corrugated paper and paperboard and containers of paper and paperboard
32	34	35	37	35	35	36	31	Manufacture of envelopes and letter-card
468	498	524	480	476	514	540	566	Manufacture of household and personal hygiene paper
289	310	289	287	273	265	282	309	Manufacture of gummed or adhesive paper in strips or rolls and labels and wall paper
164	162	162	161	165	179	193	209	Other industry
1,072	1,054	1,090	1,070	1,323	1,280	1,262	1,284	Printing, service activities related to printing and reproduction of recorded media
856	844	877	849	1,012	951	948	969	Printing
216	210	213	221	311	329	314	315	Service activities related to printing
								Reproduction of recorded media
24,989	25,665	24,961	24,433	23,259	20,637	21,738	16,615	Manufacture of refined petroleum products
6,151	6,377	5,811	5,568	5,932	6,237	6,184	6,168	Manufacture of basic chemicals, fertilizer and nitrogen compounds, plastics and synthetic rubber in primary forms
191	207	178	180	196	215	198	177	Manufacture of liquefied or compressed inorganic industrial or medical gases
3,271	3,433	3,080	2,889	3,008	3,323	3,255	3,264	Manufacture of basic organic chemicals
								Manufacture of inorganic compounds
461	474	451	436	436	467	485	455	Manufacture of fertilizers
1,733	1,691	1,573	1,586	1,798	1,765	1,774	1,804	Manufacture of associated nitrogen products
495	572	529	479	494	466	473	468	Manufacture of plastics in primary forms
								Other industry
2,981	3,327	3,335	3,197	3,412	3,621	3,618	3,460	Manufacture of other chemical products and man-made fibres
277	321	333	335	404	473	435	389	Manufacture of pesticides and other agrochemical products
796	852	832	798	872	938	982	984	Manufacture of paints, varnishes and similar coatings ink and mastics
93	98	88	87	96	99	101	96	Manufacture of printing ink
1,171	1,335	1,331	1,229	1,239	1,262	1,245	1,244	Manufacture of soap and detergents, cleaning and polishing preparations
								Manufacture of perfumes and toilet preparations
								Manufacture of photographic plates, films, sensitized paper and other sensitized unexposed materials
578	649	678	683	738	778	785	681	Manufacture of writing and drawing ink
								Manufacture of other chemical products n.e.c.
66	73	73	65	63	69	71	66	Other industry
888	893	914	879	860	834	875	885	Manufacture of pharmaceuticals, medicinal chemical and botanical products
736	737	751	723	687	665	719	725	Manufacture of medicinal active substances to be used for their pharmacological properties in the manufacture of medicaments
152	156	164	156	173	169	156	159	Other industry
5,711	5,020	5,034	5,130	4,873	4,712	4,562	4,251	Manufacture of rubber products
389	300	265	257	248	249	254	239	Manufacture of rubber tyres for vehicles
61	58	60	57	58	59	61	71	Manufacture of interchangeable tyre treads and retreading rubber tyres
682	663	574	602	575	578	509	463	Manufacture of other products of natural or synthetic rubber, unvulcanized, vulcanized or hardened
								Rubber remilling and latex processing
4,017	3,433	3,571	3,647	3,457	3,287	3,259	3,024	Manufacture of rubber gloves
563	566	565	568	536	539	479	454	Manufacture of other rubber products n.e.c.
5,253	5,351	5,262	5,071	5,104	5,083	4,539	4,530	Manufacture of plastics products
1,489	1,425	1,401	1,331	1,289	1,304	1,210	1,240	Manufacture of semi-manufactures of plastic products
								Manufacture of finished plastic products
1,859	1,976	1,916	1,882	1,886	1,859	1,565	1,555	Manufacture of plastic articles for the packing of goods
185	199	193	172	177	183	162	201	Manufacture of builders' plastics ware
636	600	645	615	597	577	560	507	Manufacture of plastic tableware, kitchenware and toilet articles
1,085	1,151	1,107	1,072	1,155	1,160	1,043	1,028	Manufacture of diverse plastic products n.e.c.
468	428	368	384	461	489	474	454	Manufacture of glass and glass products

Jadual
Table **1.4a** : Nilai Jualan Sektor Pembuatan Mengikut Kumpulan
: Sales Value of Manufacturing Sector by Group

Kod Kumpulan Group code	Keterangan Kumpulan/Tempoh	2021	2022	2021			
				Q1	Q2	Q3	Q4
239	Pembuatan pengeluaran galian bukan logam t.t.t.l.	37,611	43,875	10,610	8,486	7,894	10,621
23911	Pembuatan mortar refraktori dan konkrit						
&		2,146	2,277	727	504	304	612
23921	Pembuatan seramik bukan refraktori						
23930	Pembuatan produk porselin dan seramik lain	1,006	1,089	251	243	235	277
23941	Pembuatan simen hidrolik	8,946	10,925	2,612	2,119	1,661	2,555
23951	Pembuatan konkrit dan mortar siap bancuh dan bancuhan kering	6,617	8,191	1,703	1,399	1,482	2,032
23952	Pembuatan konkrit pratuangan, simen atau artikel batu buatan yang digunakan dalam pembinaan;						
&							
23953	Pembuatan komponen struktur pasang siap untuk bangunan atau kejuruteraan awam dari simen, batu atau konkrit buatan	14,056	15,461	3,969	3,129	3,101	3,858
&							
23959	Pembuatan artikel konkrit, simen dan plaster lain t.t.t.l.						
23990	Pembuatan produk mineral bukan logam lain t.t.t.l.	3,624	4,414	997	831	864	931
	Industri lain	1,216	1,518	352	261	247	356
241 (24101 & 24102 & 24103 & 24104 & 24109)	Pembuatan besi dan keluli asas	26,476	29,018	6,787	5,380	6,219	8,090
242 (24201 & 24202 & 24209)	Pembuatan logam asas berharga dan logam bukan ferus lain	22,575	24,571	6,286	4,789	4,903	6,598
243	Pengacuan logam	514	620	122	126	113	153
251 & 252	Pembuatan produk struktur logam, tangki, takungan, penjana wap, senjata dan peluru	24,551	28,731	6,537	5,689	5,363	6,961
25113	Pembuatan pintu, tingkap dan bingkai, penutup tingkap dan pintu pagar daripada logam	17,192	20,096	4,691	3,874	3,842	4,785
&							
25119	Pembuatan produk struktur logam lain						
25120	Pembuatan tangki, takungan dan kontena daripada logam	6,640	7,862	1,639	1,640	1,372	1,990
	Industri lain	718	773	207	176	149	186
259	Pembuatan lain-lain produk yang direka daripada logam; aktiviti perkhidmatan kerja logam	32,456	35,818	8,935	7,898	6,591	9,031
25910	Tempaan, tekanan, hentakan dan bentuk gelekkan logam; serbuk metalurgi	4,189	5,194	1,073	1,026	914	1,176
25920	Rawatan dan penyalutan logam; menggunakan mesin	2,920	3,556	799	672	592	856
25991	Pembuatan tin untuk produk makanan dan minuman, tiub dan kotak boleh dilipat	5,995	5,846	1,592	1,418	1,375	1,610
25992	Pembuatan kabel, plaited bands (jalur/pita berpintal) dan artikel seumpamanya daripada logam	11,842	12,166	3,595	2,788	2,130	3,329
&							
25993	Pembuatan bolt, skru, nat dan produk uliran seumpamanya						
25994	Pembuatan barangan rumah daripada logam	241	260	61	68	56	56
25999	Pembuatan produk lain yang direka daripada logam t.t.t.l.	6,529	7,898	1,644	1,736	1,348	1,800
	Industri lain	739	899	170	189	176	204
261	Pembuatan komponen dan papan elektronik	268,522	346,163	63,776	58,728	70,923	75,095
26101	Pembuatan diod, transistor dan alatan semikonduktor yang seumpamanya	154,125	206,533	36,520	33,940	39,498	44,166
&							
26102	Pembuatan litar elektronik bersepadu dengan pemasangan mikro						
26103	Pembuatan kapasitor dan perintang elektrik						
&							
26104	Pembuatan papan litar bercetak	105,853	128,538	25,358	22,818	29,243	28,434
&							
26105	Pembuatan komponen paparan						
26109	Pembuatan komponen lain untuk aplikasi elektronik	8,544	11,092	1,897	1,970	2,182	2,495
262 (26201 & 26202)	Pembuatan komputer dan kelengkapan peranti	46,756	50,499	11,801	13,262	9,323	12,370
263/ 26300	Pembuatan peralatan komunikasi	14,469	14,515	4,163	3,337	3,173	3,796
264/ 26400	Pembuatan peralatan elektronik pengguna	38,593	42,850	9,612	8,658	8,877	11,445
265	Pembuatan kelengkapan mengukur, menguji, memandu arah dan kawalan; jam tangan dan jam	14,075	18,336	3,279	2,849	3,554	4,393
26511	Pembuatan kelengkapan mengukur, menguji, memandu arah dan kawalan	12,238	16,116	2,866	2,458	3,130	3,784
&							
26512	Pembuatan kelengkapan kawalan proses perindustrian						
26520	Pembuatan jam tangan dan jam dan bahagiannya	1,837	2,220	412	391	424	609
266/ 26600	Pembuatan peralatan penyinaran, perubatan elektro dan elektroterapeutik	7,829	5,147	1,964	2,159	2,209	1,497

2022		2022		2023		Group Description/Period
Q1	Q2	Q3	Q4	(Jan. - Feb.)	(Jan. - Feb.)	
11,706	10,490	10,435	11,243	7,719	8,334	Manufacture of non-metallic mineral products n.e.c. Manufacture of refractory mortars and concretes
680	519	511	568	450	411	Manufacture of non-refractory ceramic
269	283	273	263	181	181	Manufacture of other porcelain and ceramic products
2,768	2,612	2,609	2,936	1,799	2,221	Manufacture of hydraulic cement
2,122	1,967	1,987	2,115	1,399	1,584	Manufacture of ready-mix and dry-mix concrete and mortars
						Manufacture of precast concrete, cement or artificial stone articles for use in construction
4,294	3,675	3,619	3,872	2,867	2,830	Manufacture of prefabricated structural components for building or civil engineering of cement, concrete or artificial stone
						Manufacture of other articles of concrete, cement and plaster n.e.c.
1,147	1,071	1,079	1,117	743	815	Manufacture of other non-metallic mineral products n.e.c.
426	361	358	373	279	292	Other industry
7,764	6,323	6,804	8,127	5,197	5,396	Manufacture of basic iron and steel
6,647	5,507	5,545	6,873	4,408	4,492	Manufacture of basic precious and other non-ferrous metals
148	157	147	168	95	103	Casting of metals
7,616	6,987	6,719	7,409	5,178	5,402	Manufacture of structural metal products, tanks, reservoirs , steam generators , weapons and ammunition
5,581	4,850	4,582	5,084	3,797	3,883	Manufacture of metal doors, windows and their frames, shutters and gates
						Manufacture of other structural metal products
1,841	1,963	1,939	2,119	1,250	1,369	Manufacture of tanks, reservoirs and containers of metal
194	174	199	206	131	150	Other industry
9,091	9,123	8,413	9,191	6,072	6,493	Manufacture of other fabricated metal products; metal working service activities
1,247	1,273	1,313	1,360	817	890	Forging, pressing, stamping and roll-forming of metal; powder metallurgy
834	851	863	1,008	543	793	Treatment and coating of metals; machining
1,576	1,421	1,435	1,415	1,073	980	Manufacture of tins and cans for food products, collapsible tubes and boxes
						Manufacture of metal cable, plaited bands and similar articles
3,418	3,273	2,591	2,884	2,282	2,079	Manufacture of bolts, screws, nuts and similar threaded products
62	63	68	67	40	49	Manufacture of metal household articles
1,732	2,033	1,929	2,204	1,171	1,500	Manufacture of any other fabricated metal products n.e.c.
221	210	215	253	147	202	Other industry
78,482	80,304	93,471	93,905	48,651	55,501	Manufacture of electronic components and boards
49,034	48,639	54,376	54,483	30,276	31,940	Manufacture of diodes, transistors and similar semiconductor devices
						Manufacture of electronic integrated circuits micro assemblies
						Manufacture of electrical capacitors and resistors
27,015	29,057	36,179	36,288	16,813	21,809	Manufacture of printed circuit boards
						Manufacture of display components
2,434	2,608	2,916	3,134	1,563	1,752	Manufacture of other components for electronic applications
13,161	14,670	10,793	11,874	8,907	8,655	Manufacture of computers and peripheral equipment
3,645	3,500	3,542	3,828	2,227	2,432	Manufacture of communication equipment
11,003	10,095	11,235	10,516	7,011	6,212	Manufacture of consumer electronics
4,424	3,915	4,894	5,103	3,010	2,970	Manufacture of measuring, testing, navigating and control equipment; watches and clocks
3,944	3,372	4,297	4,503	2,688	2,671	Manufacture of measuring, testing, navigating and control equipment
						Manufacture of industrial process control equipment
480	543	597	600	322	299	Manufacture of watches and clocks and parts
996	1,307	1,398	1,446	638	805	Manufacture of irradiation, electromedical and electrotherapeutic equipment

Jadual Table **1.4a** : Nilai Jualan Sektor Pembuatan Mengikut Kumpulan (samb.)
: Sales Value of Manufacturing Sector by Group (cont.)

Kod Kumpulan Group code	Keterangan Kumpulan/Tempoh	2022					
		Jan.	Feb.	Mac	Apr.	Mei	Jun
239	Pembuatan pengeluaran galian bukan logam t.t.t.l.	3,961	3,758	3,988	3,723	3,332	3,434
23911	Pembuatan mortar refraktori dan konkrit &						
23921	Pembuatan seramik bukan refraktori	233	218	229	177	154	188
23930	Pembuatan produk porselin dan seramik lain	90	90	88	93	94	96
23941	Pembuatan simen hidrolik	885	914	969	933	833	846
23951	Pembuatan konkrit dan mortar siap bancuh dan bancuhan kering	724	676	723	662	651	655
23952	Pembuatan konkrit pratuangan, simen atau artikel batu buatan yang digunakan dalam pembinaan;						
23953	Pembuatan komponen struktur pasang siap untuk bangunan atau kejuruteraan awam dari simen, batu atau konkrit buatan	1,513	1,354	1,428	1,371	1,148	1,156
23959	Pembuatan artikel konkrit, simen dan plaster lain t.t.t.l.						
23990	Pembuatan produk mineral bukan logam lain t.t.t.l. Industri lain	374 143	369 136	404 147	361 125	331 121	379 115
241 (24101 & 24102 & 24103 & 24104 & 24109)	Pembuatan besi dan keluli asas	2,763	2,434	2,567	2,392	2,068	1,864
242 (24201 & 24202 & 24209)	Pembuatan logam asas berharga dan logam bukan ferus lain	2,193	2,214	2,239	2,201	1,739	1,566
243	Pengacuan logam	49	47	52	55	52	49
251 & 252	Pembuatan produk struktur logam, tangki, takungan, penjana wap, senjata dan peluru	2,764	2,414	2,438	2,322	2,248	2,416
25113	Pembuatan pintu, tingkap dan bingkai, penutup tingkap dan pintu pagar daripada logam &	2,050	1,747	1,784	1,605	1,590	1,655
25119	Pembuatan produk struktur logam lain						
25120	Pembuatan tangki, takungan dan kontena daripada logam Industri lain	644 70	606 61	591 63	661 56	603 56	700 62
259	Pembuatan lain-lain produk yang direka daripada logam; aktiviti perkhidmatan kerja logam	3,135	2,937	3,019	3,296	2,933	2,894
25910	Tempaan, tekanan, hentakan dan bentuk gelekkan logam; serbuk metalurgi	414	402	431	432	411	430
25920	Rawatan dan penyalutan logam; menggunakan mesin	280	263	292	301	263	287
25991	Pembuatan tin untuk produk makanan dan minuman, tiub dan kotak boleh dilipat	563	510	503	499	437	484
25992	Pembuatan kabel, plaited bands (jalur/pita berpintal) dan artikel seumpamanya daripada logam &	1,189	1,093	1,135	1,178	1,115	980
25993	Pembuatan bolt, skru, nat dan produk uliran seumpamanya						
25994	Pembuatan barangan rumah daripada logam	21	19	23	20	21	22
25999	Pembuatan produk lain yang direka daripada logam t.t.t.l. Industri lain	586 82	585 65	561 74	789 76	620 67	625 66
261	Pembuatan komponen dan papan elektronik	23,010	25,642	29,831	25,077	25,890	29,337
26101	Pembuatan diod, transistor dan alatan semikonduktor yang seumpamanya &	14,304	15,972	18,758	15,650	15,284	17,705
26102	Pembuatan litar elektronik bersepadu dengan pemasangan mikro						
26103	Pembuatan kapasitor dan perintang elektrik &	7,881	8,932	10,202	8,625	9,731	10,701
26104	Pembuatan papan litar bercetak &						
26105	Pembuatan komponen paparan	826	737	871	803	874	931
26109	Pembuatan komponen lain untuk aplikasi elektronik						
262 (26201 & 26202)	Pembuatan komputer dan kelengkapan peranti	4,274	4,634	4,254	5,900	4,101	4,669
263/ 26300	Pembuatan peralatan komunikasi	1,121	1,106	1,418	1,049	1,083	1,368
264/ 26400	Pembuatan peralatan elektronik pengguna	3,659	3,352	3,993	3,703	3,124	3,267
265	Pembuatan kelengkapan mengukur, menguji, memandu arah dan kawalan; jam tangan dan jam	1,788	1,222	1,413	1,161	1,193	1,561
26511	Pembuatan kelengkapan mengukur, menguji, memandu arah dan kawalan &	1,613	1,076	1,255	986	1,024	1,362
26512	Pembuatan kelengkapan kawalan proses perindustrian						
26520	Pembuatan jam tangan dan jam dan bahagiannya	176	146	158	174	169	199
266/ 26600	Pembuatan peralatan penyinaran, perubatan elektro dan elektroterapeutik	316	322	358	462	348	497

2023								Group Description/Period
Jul.	Ogo.	Sep.	Okt.	Nov.	Dis.	Jan.	Feb.	
3,441	3,527	3,468	3,447	3,824	3,973	4,113	4,221	Manufacture of non-metallic mineral products n.e.c. Manufacture of refractory mortars and concretes
168	165	178	171	193	204	202	210	Manufacture of non-refractory ceramic
95	90	87	86	87	90	93	88	Manufacture of other porcelain and ceramic products
847	889	873	904	1,006	1,026	1,109	1,113	Manufacture of hydraulic cement
650	678	659	635	715	764	782	802	Manufacture of ready-mix and dry-mix concrete and mortars
								Manufacture of precast concrete, cement or artificial stone articles for use in construction
1,190	1,228	1,200	1,185	1,308	1,379	1,393	1,437	Manufacture of prefabricated structural components for building or civil engineering of cement, concrete or artificial stone
								Manufacture of other articles of concrete, cement and plaster n.e.c.
377	357	345	350	386	381	387	428	Manufacture of other non-metallic mineral products n.e.c.
113	119	126	115	129	129	148	144	Other industry
1,741	2,308	2,755	2,719	2,738	2,670	2,654	2,742	Manufacture of basic iron and steel
1,565	1,795	2,185	2,281	2,245	2,347	2,236	2,255	Manufacture of basic precious and other non-ferrous metals
42	51	54	54	57	58	52	51	Casting of metals
2,262	2,254	2,203	2,313	2,397	2,700	2,817	2,584	Manufacture of structural metal products, tanks, reservoirs , steam generators , weapons and ammunition
1,545	1,518	1,519	1,579	1,627	1,878	1,991	1,891	Manufacture of metal doors, windows and their frames, shutters and gates
								Manufacture of other structural metal products
653	660	626	670	705	745	749	620	Manufacture of tanks, reservoirs and containers of metal
64	76	59	64	65	77	77	73	Other industry
2,766	2,809	2,838	2,988	3,007	3,196	3,238	3,256	Manufacture of other fabricated metal products; metal working service activities
428	440	446	459	452	449	451	439	Forging, pressing, stamping and roll-forming of metal; powder metallurgy
291	262	310	320	317	371	405	389	Treatment and coating of metals; machining
463	489	483	464	462	488	487	494	Manufacture of tins and cans for food products, collapsible tubes and boxes
								Manufacture of metal cable, plaited bands and similar articles
889	865	837	940	933	1,010	1,029	1,050	Manufacture of bolts, screws, nuts and similar threaded products
24	22	22	22	22	23	25	24	Manufacture of metal household articles
601	657	670	704	733	767	741	759	Manufacture of any other fabricated metal products n.e.c.
71	73	71	79	87	87	101	101	Other industry
27,703	31,054	34,715	32,389	31,465	30,050	26,192	29,309	Manufacture of electronic components and boards Manufacture of diodes, transistors and similar semiconductor devices
16,260	18,293	19,824	19,067	17,625	17,792	15,208	16,733	Manufacture of electronic integrated circuits micro assemblies
								Manufacture of electrical capacitors and resistors
10,597	11,832	13,749	12,164	12,790	11,333	10,127	11,683	Manufacture of printed circuit boards
								Manufacture of display components
846	929	1,142	1,158	1,051	925	858	894	Manufacture of other components for electronic applications
3,880	4,135	2,778	4,084	3,746	4,044	4,127	4,527	Manufacture of computers and peripheral equipment
929	1,160	1,452	1,231	1,239	1,359	1,190	1,242	Manufacture of communication equipment
3,371	3,737	4,128	3,553	3,738	3,225	3,048	3,165	Manufacture of consumer electronics
1,544	1,639	1,712	1,691	1,690	1,722	1,600	1,370	Manufacture of measuring, testing, navigating and control equipment; watches and clocks
1,342	1,436	1,519	1,481	1,479	1,543	1,440	1,231	Manufacture of measuring, testing, navigating and control equipment
								Manufacture of industrial process control equipment
202	203	193	210	211	179	161	139	Manufacture of watches and clocks and parts
445	515	438	461	539	446	398	407	Manufacture of irradiation, electromedical and electrotherapeutic equipment

Jadual
Table

1.4a

: Nilai Jualan Sektor Pembuatan Mengikut Kumpulan
: Sales Value of Manufacturing Sector by Group

Kod Kumpulan Group code	Keterangan Kumpulan/Tempoh	2021	2022	2021			
				Q1	Q2	Q3	Q4
267 (26701 & 26702) & 268 (26800)	Pembuatan peralatan optikal, kelengkapan fotografi, media magnetik dan optikal	1,682	2,249	370	383	371	559
271	Pembuatan motor elektrik, penjana, transformer dan perkakasan pengagihan dan pengawalan elektrik	12,845	17,122	2,794	3,091	3,214	3,745
	27101 Pembuatan motor elektrik, penjana dan transformer	4,672	5,476	1,033	1,117	1,203	1,319
	27102 Pembuatan perkakasan pengagihan dan pengawalan elektrik	8,173	11,645	1,762	1,974	2,011	2,426
272/ 27200	Pembuatan bateri dan akumulator	4,975	6,645	968	1,212	1,464	1,331
273	Pembuatan pendawaian dan peranti pendawaian	10,640	10,643	2,396	2,580	2,673	2,990
	27310 Pembuatan kabel gentian optikal	308	354	63	62	85	98
	27320 Pembuatan wayar dan kabel elektronik dan elektrik lain	9,599	9,610	2,178	2,325	2,397	2,699
	27330 Pembuatan alatan pendawaian pembawa dan bukan pembawa arus untuk litar elektrik (tanpa mengira jenis bahan)	734	679	155	193	192	193
274/ 27400	Pembuatan kelengkapan pencahayaan elektrik	1,287	1,635	286	306	318	376
275/ 27500	Pembuatan perkakasan domestik	10,968	11,917	2,553	2,581	2,707	3,127
279/ 27900	Pembuatan kelengkapan elektrik lain	7,774	8,087	1,670	1,921	2,005	2,178
281 & 282	Pembuatan jentera kegunaan umum dan kegunaan khas	42,783	45,720	9,430	11,289	10,655	11,408
	28120 Pembuatan alat-alat kuasa bendalir &						
	28130 Pembuatan pam, pemampat, kepala paip dan injap lain	2,912	2,983	622	761	690	839
	28180 Pembuatan alatan tangan yang menggunakan kuasa & dilengkapkan dengan motor elektrik atau bukan motor elektrik atau pneumatik	10,853	10,965	2,407	2,987	2,675	2,783
	28220 Pembuatan jentera pembentukan logam dan alatan mesin						
	28192 Pembuatan mesin penyaman udara, termasuk untuk kenderaan bermotor	11,938	11,209	2,725	3,099	2,901	3,213
	28290 Pembuatan lain-lain mesin bertujuan khas t.t.t.l. Industri lain	6,030 11,049	8,316 12,248	1,235 2,440	1,673 2,769	1,546 2,843	1,576 2,997
291 (29101 & 29102)	Pembuatan kenderaan bermotor	38,540	43,437	9,334	7,718	8,131	13,355
292/ 29200	Pembuatan kerangka (<i>coachwork</i>) untuk kenderaan bermotor; pembuatan treler dan semi treler	6,553	7,706	1,531	1,742	1,271	2,009
293/ 29300	Pembuatan alat ganti dan aksesori untuk kenderaan bermotor	32,291	38,077	8,688	7,803	6,895	8,905
301 (30110 & 30120)	Pembinaan kapal dan bot	5,121	5,169	1,198	1,135	1,224	1,564
302, 303, 304 & 309	Pembuatan lokomotif keretapi, <i>rolling stock</i> , kapal angkasa dan udara, jentera berkaitan, kenderaan tempur ketenteraan, dan kelengkapan pengangkutan t.t.t.l.	8,983	10,521	2,537	2,160	1,787	2,498
	30910 Pembuatan motosikal	2,041	2,577	606	543	383	509
	30920 Pembuatan basikal dan <i>invalid carriages</i> Industri lain	2,317 4,625	2,879 5,066	644 1,287	514 1,104	481 923	678 1,312
310	Pembuatan perabot	15,579	17,101	4,702	3,230	2,876	4,772
	31001 Pembuatan perabot kayu dan rotan Industri lain	8,579 7,001	8,667 8,434	3,029 1,673	1,801 1,429	1,414 1,462	2,335 2,437
321 (32110 & 32120)	Pembuatan barang kemas, <i>bijouterie</i> dan artikel berkaitan	4,501	5,651	1,333	1,391	593	1,184
322, 325 & 329	Pembuatan instrumen muzik, peralatan dan bekalan perubatan dan pergigian dan pembuatan lain t.t.t.l.	5,573	6,168	1,352	1,339	1,375	1,508
	32901 Pembuatan alat tulis Industri lain	1,386 4,187	1,518 4,650	366 986	372 967	315 1,060	333 1,175
323/ 32300	Pembuatan barangan sukan	200	211	56	59	37	49
324/ 32400	Pembuatan permainan dan mainan	623	639	144	154	135	190
331 & 332	Pembaikan pemasangan produk logam, jentera, kelengkapan dan pemasangan jentera perindustrian dan kelengkapan	5,326	5,746	1,430	1,129	1,176	1,591
	33150 Pembaikan dan penyelenggaraan kelengkapan pengangkutan kecuali motosikal dan basikal Industri lain	1,800 3,526	2,121 3,625	474 955	369 760	409 767	548 1,043
Jumlah Pembuatan		1,554,738	1,800,930	368,234	377,735	381,793	426,976

2022		2022		2023		Group Description/Period
Q1	Q2	Q3	Q4	(Jan. - Feb.)	(Jan. - Feb.)	
495	521	622	612	313	392	Manufacture of optical instruments, photographic equipment, magnetic and optical media
3,853	4,205	4,621	4,442	2,448	2,752	Manufacture of electric motors, generators, transformers and electricity distribution and control apparatus
1,297	1,420	1,435	1,325	834	787	Manufacture of electric motors, generators and transformers
2,556	2,785	3,187	3,118	1,614	1,965	Manufacture of electricity distribution and control apparatus
1,218	1,367	1,955	2,104	810	1,086	Manufacture of batteries and accumulators
2,691	2,734	2,708	2,510	1,807	1,636	Manufacture of wiring and wiring devices
84	93	87	90	55	68	Manufacture of fibre optic cables
2,417	2,450	2,460	2,282	1,631	1,477	Manufacture of other electronic and electric wires and cables
190	191	161	138	122	92	Manufacture of current-carrying and non current-carrying wiring devices for electrical circuits regardless of material
368	392	442	433	230	266	Manufacture of electric lighting equipment
2,748	2,898	3,188	3,083	1,821	1,825	Manufacture of domestic appliances
1,948	1,865	2,080	2,194	1,285	1,419	Manufacture of other electrical equipment
10,312	11,805	11,481	12,123	6,940	7,220	Manufacture of general-purpose and special-purpose machinery
						Manufacture of fluid power equipment
531	750	851	852	362	425	Manufacture of other pumps, compressors, taps and valves
						Manufacture of power-driven hand tools with self-contained electric or non-electric motor or pneumatic drives
2,329	2,946	2,765	2,925	1,593	1,683	Manufacture of metal-forming machinery and machine tools
3,020	3,200	2,535	2,454	2,028	1,557	Manufacture of air-conditioning machines, including for motor vehicles
1,587	1,933	2,252	2,544	1,044	1,410	Manufacture of other special-purpose machinery n.e.c.
2,845	2,975	3,078	3,349	1,913	2,145	Other industry
9,874	9,343	9,925	14,295	6,648	7,949	Manufacture of motor vehicles
1,985	2,077	1,532	2,112	1,194	1,337	Manufacture of bodies (coachwork) for motor vehicles; manufacture of trailers and semi-trailers
8,926	9,291	10,078	9,781	5,609	6,558	Manufacture of parts and accessories for motor vehicles
1,285	1,164	1,176	1,544	840	1,021	Building of ships and boats
2,548	2,578	2,475	2,920	1,627	1,567	Manufacture of railway locomotives, rolling stock, air and spacecraft, related machinery, military fighting vehicles and transport equipment n.e.c
537	658	648	733	350	396	Manufacture of motorcycles
659	720	705	795	409	410	Manufacture of bicycles and invalid carriages
1,352	1,200	1,121	1,392	869	761	Other industry
5,017	3,840	3,722	4,522	3,325	3,099	Manufacture of furniture
2,670	1,849	1,915	2,233	1,746	1,578	Manufacture of wooden and cane furniture
2,347	1,991	1,807	2,290	1,580	1,521	Other industry
1,225	1,654	1,388	1,383	831	889	Manufacture of jewellery, bijouterie and related articles
1,529	1,521	1,609	1,510	1,016	1,060	Manufacture of musical instruments, medical and dental instruments and supplies and other manufacturing n.e.c.
352	376	432	358	230	270	Manufacture of stationery
1,177	1,145	1,176	1,151	786	790	Other industry
55	52	48	57	36	41	Manufacture of sports goods
184	179	130	145	124	84	Manufacture of games and toys
1,517	1,244	1,295	1,689	954	1,041	Repair of fabricated metal products, machinery and equipment and installation of industrial machinery and equipment
537	460	500	624	308	363	Repair and maintenance of transport equipment except motorcycles and bicycles
980	784	795	1,066	646	678	Other industry
415,298	443,489	467,562	474,582	270,688	293,229	Total Manufacturing

Jadual
Table **1.4a** : Nilai Jualan Sektor Pembuatan Mengikut Kumpulan (samb.)
: Sales Value of Manufacturing Sector by Group (cont.)

Kod Kumpulan Group code	Keterangan Kumpulan/Tempoh	2022					
		Jan.	Feb.	Mac	Apr.	Mei	Jun
267 (26701 & 26702) & 268 (26800)	Pembuatan peralatan optikal, kelengkapan fotografi, media magnetik dan optikal	159	154	182	164	148	209
271	Pembuatan motor elektrik, penjana, transformer dan perkakasan pengagihan dan pengawalan elektrik	1,245	1,203	1,405	1,450	1,285	1,470
	27101 Pembuatan motor elektrik, penjana dan transformer	445	389	463	510	424	486
	27102 Pembuatan perkakasan pengagihan dan pengawalan elektrik	800	814	942	940	861	984
272/ 27200	Pembuatan bateri dan akumulator	433	377	408	388	429	551
273	Pembuatan pendawaian dan peranti pendawaian	938	869	884	980	859	895
	27310 Pembuatan kabel gentian optikal	27	27	29	34	29	30
	27320 Pembuatan wayar dan kabel elektronik dan elektrik lain	846	784	787	880	769	801
	27330 Pembuatan alatan pendawaian pembawa dan bukan pembawa arus untuk litar elektrik (tanpa mengira jenis bahan)	64	58	68	66	61	64
274/ 27400	Pembuatan kelengkapan pencahayaan elektrik	111	119	138	123	129	140
275/ 27500	Pembuatan perkakasan domestik	1,004	818	927	1,011	919	968
279/ 27900	Pembuatan kelengkapan elektrik lain	653	632	663	600	585	680
281 & 282	Pembuatan jentera kegunaan umum dan kegunaan khas	3,605	3,336	3,372	4,046	3,668	4,091
	28120 Pembuatan alat-alat kuasa bendalir &						
	28130 Pembuatan pam, pemampat, kepala paip dan injap lain	190	172	169	267	221	262
	28180 Pembuatan alatan tangan yang menggunakan kuasa & dilengkapkan dengan motor elektrik atau bukan motor elektrik atau pneumatik	817	776	736	1,008	944	994
	28220 Pembuatan jentera pembentukan logam dan alatan mesin						
	28192 Pembuatan mesin penyaman udara, termasuk untuk kenderaan bermotor	1,045	983	992	1,168	972	1,060
	28290 Pembuatan lain-lain mesin bertujuan khas t.t.t.l. Industri lain	549 1,003	494 911	543 931	613 990	546 985	774 1,000
291 (29101 & 29102)	Pembuatan kenderaan bermotor	3,451	3,197	3,226	3,285	3,013	3,046
292/ 29200	Pembuatan kerangka (<i>coachwork</i>) untuk kenderaan bermotor; pembuatan treler dan semi treler	641	553	791	840	692	545
293/ 29300	Pembuatan alat ganti dan aksesori untuk kenderaan bermotor	2,839	2,770	3,318	3,134	3,011	3,146
301 (30110 & 30120)	Pembinaan kapal dan bot	438	402	445	469	315	380
302, 303, 304 & 309	Pembuatan lokomotif keretapi, <i>rolling stock</i> , kapal angkasa dan udara, jentera berkaitan, kenderaan tempur ketenteraan, dan kelengkapan pengangkutan t.t.t.l.	862	766	921	956	807	815
	30910 Pembuatan motosikal	183	167	187	231	214	214
	30920 Pembuatan basikal dan <i>invalid carriages</i> Industri lain	224 454	184 415	251 483	248 477	238 355	233 368
310	Pembuatan perabot	1,761	1,564	1,691	1,433	1,305	1,102
	31001 Pembuatan perabot kayu dan rotan Industri lain	929 832	816 748	924 767	659 774	598 707	592 510
321 (32110 & 32120)	Pembuatan barang kemas, <i>bijouterie</i> dan artikel berkaitan	451	380	394	533	577	545
322, 325 & 329	Pembuatan instrumen muzik, peralatan dan bekalan perubatan dan pergigian dan pembuatan lain t.t.t.l.	515	501	513	528	497	496
	32901 Pembuatan alat tulis Industri lain	116 399	114 387	122 390	123 405	124 373	129 367
323/ 32300	Pembuatan barangan sukan	18	18	19	20	16	15
324/ 32400	Pembuatan permainan dan mainan	63	61	60	72	68	39
331 & 332	Pembaikan pemasangan produk logam, jentera, kelengkapan dan pemasangan jentera perindustrian dan kelengkapan	511	443	563	526	358	360
	33150 Pembaikan dan penyelenggaraan kelengkapan pengangkutan kecuali motosikal dan basikal Industri lain	170 341	138 305	229 334	205 321	128 230	127 233
Jumlah Pembuatan		138,986	131,703	144,610	147,942	142,043	153,503

2023								Group Description/Period
Jul.	Ogo.	Sep.	Okt.	Nov.	Dis.	Jan.	Feb.	
208	211	202	188	212	211	194	198	Manufacture of optical instruments, photographic equipment, magnetic and optical media
1,494	1,581	1,546	1,513	1,497	1,432	1,423	1,329	Manufacture of electric motors, generators, transformers and electricity distribution and control apparatus
490	483	462	441	477	406	411	376	Manufacture of electric motors, generators and transformers
1,004	1,098	1,084	1,071	1,020	1,026	1,012	953	Manufacture of electricity distribution and control apparatus
573	625	757	793	620	690	583	503	Manufacture of batteries and accumulators
890	932	886	844	831	835	815	821	Manufacture of wiring and wiring devices
31	33	24	25	30	35	35	33	Manufacture of fibre optic cables
801	846	813	774	756	752	735	742	Manufacture of other electronic and electric wires and cables
58	54	49	45	45	48	45	46	Manufacture of current -carrying and non current-carrying wiring devices for electrical circuits regardless of material
133	153	156	137	147	150	132	134	Manufacture of electric lighting equipment
987	1,116	1,086	1,034	1,011	1,038	911	914	Manufacture of domestic appliances
620	703	758	738	727	729	719	700	Manufacture of other electrical equipment
3,647	3,951	3,883	3,893	4,003	4,227	3,693	3,527	Manufacture of general-purpose and special-purpose machinery
241	306	304	312	284	256	212	213	Manufacture of fluid power equipment
951	907	908	906	997	1,022	860	823	Manufacture of other pumps, compressors, taps and valves
838	880	817	819	779	856	798	759	Manufacture of power-driven hand tools with self-contained electric or non-electric motor or pneumatic drives
659	780	813	807	795	942	730	680	Manufacture of metal-forming machinery and machine tools
959	1,077	1,043	1,050	1,148	1,151	1,093	1,052	Manufacture of air-conditioning machines, including for motor vehicles
3,095	3,131	3,700	3,960	5,177	5,158	4,253	3,696	Manufacture of motor vehicles
462	500	571	687	740	685	697	639	Manufacture of bodies (coachwork) for motor vehicles; manufacture of trailers and semi-trailers
3,347	3,470	3,261	2,998	3,503	3,280	3,293	3,266	Manufacture of parts and accessories for motor vehicles
374	369	432	560	514	470	508	513	Building of ships and boats
800	819	855	959	999	962	815	752	Manufacture of railway locomotives, rolling stock, air and spacecraft, related machinery, military fighting vehicles and transport equipment n.e.c
220	215	213	223	254	256	205	191	Manufacture of motorcycles
222	237	246	272	272	251	210	200	Manufacture of bicycles and invalid carriages
359	367	395	464	473	455	400	361	Other industry
1,123	1,163	1,436	1,444	1,547	1,531	1,587	1,512	Manufacture of furniture
589	613	714	708	777	748	788	790	Manufacture of wooden and cane furniture
534	550	722	737	770	783	799	722	Other industry
411	443	533	442	488	454	473	416	Manufacture of jewellery, bijouterie and related articles
522	548	539	490	505	515	523	538	Manufacture of musical instruments, medical and dental instruments and supplies and other manufacturing n.e.c.
149	156	127	120	120	119	136	135	Manufacture of stationery
373	392	411	369	386	396	387	403	Other industry
16	14	17	18	19	20	21	20	Manufacture of sports goods
38	44	48	48	52	45	45	39	Manufacture of games and toys
367	404	524	541	594	554	530	511	Repair of fabricated metal products, machinery and equipment and installation of industrial machinery and equipment
137	148	216	201	220	202	186	177	Repair and maintenance of transport equipment except motorcycles and bicycles
230	257	308	340	374	352	344	334	Other industry
148,431	157,436	161,694	158,864	159,194	156,524	148,010	145,219	Total Manufacturing

Jadual Table **1.4b** : Nilai Jualan Sektor Pembuatan Mengikut Kumpulan: Perubahan Peratusan Tahunan
 : Sales Value of Manufacturing Sector by Group: Annual Percentage Change

Kod Kumpulan Group code	Keterangan Kumpulan/Tempoh			2021				2022				2022	2023
		2021	2022	Q1	Q2	Q3	Q4	Q1	Q2	Q3	Q4	(Jan. - Feb.)	(Jan. - Feb.)
101	Pemprosesan dan pengawetan daging	8.7	11.8	30.7	-7.9	5.5	13.1	15.5	17.1	8.5	7.2	16.1	3.5
102	Pemprosesan dan pengawetan ikan, krustasea dan moluska	0.8	-9.0	4.5	22.0	-13.1	-5.7	-14.5	-11.1	-2.8	-6.7	-14.5	1.6
	10201 Pengetinan ikan, krustasea dan moluska & 10202 Pemprosesan dan pengawetan ikan, krustasea dan moluska	0.6	-9.7	4.7	22.2	-13.1	-6.9	-15.2	-11.8	-3.5	-7.2	-15.1	0.8
	Industri lain	5.2	4.0	0.2	17.6	-12.4	20.7	-1.3	5.6	11.5	1.5	-2.8	15.5
103	Pemprosesan dan pengawetan buah-buahan dan sayur - sayuran	-1.1	1.6	29.8	12.0	-25.3	-12.6	-14.7	-3.8	19.4	11.8	-12.1	6.6
	10303 Pengetinan nanas & 10304 Pembuatan jem, marmalad dan sajian jeli	4.9	-2.0	4.0	10.3	5.7	0.2	-36.1	-9.6	26.8	27.7	-32.4	30.5
	Industri lain	-2.6	2.6	39.9	12.4	-30.6	-15.2	-8.4	-2.5	17.5	8.0	-6.0	1.5
104	Pembuatan minyak dan lemak daripada sayuran dan haiwan	13.9	12.8	12.3	12.8	11.6	18.2	22.6	17.4	9.7	5.1	23.1	11.2
	10404 Pembuatan minyak sayuran mentah dan bertapis & 10406 Pembuatan sebatian lemak masakan	24.3	19.9	13.3	40.4	36.8	9.5	7.5	20.0	25.3	25.0	9.1	21.4
	10405 Pembuatan minyak kelapa	-6.3	34.4	10.9	-1.9	-23.8	-9.6	7.8	47.1	76.7	22.9	4.3	-8.8
	Industri lain	13.0	11.9	12.2	10.6	9.5	19.4	25.0	17.0	7.5	3.1	25.2	10.2
105	Pembuatan produk tenusu	7.4	12.1	3.8	13.1	2.0	11.4	13.8	12.5	14.9	7.7	14.4	0.8
	10502 Pembuatan susu pekat, tepung dan sejat	7.2	13.1	2.4	12.2	2.0	12.6	15.5	13.7	15.3	8.3	16.0	1.5
	Industri lain	10.9	-0.1	21.5	25.6	2.6	-2.5	-5.2	-3.6	10.3	-1.0	-3.9	-8.8
106	Pembuatan produk bijian, kanji dan produk berkanji	18.4	22.1	3.8	21.2	20.2	29.8	24.5	24.6	22.1	17.4	25.4	9.7
	10611 Pengilangan beras	22.2	32.7	-10.4	20.6	34.5	51.6	51.1	33.8	29.8	20.9	51.6	11.3
	10613 Pengilangan tepung	16.8	14.0	17.2	24.4	10.8	15.6	8.6	17.0	16.0	14.7	9.6	8.4
	Industri lain	-0.5	4.4	-3.3	-7.3	-1.8	10.9	-7.1	7.9	6.5	10.7	-7.0	6.5
107	Pembuatan produk makanan lain	12.3	9.7	22.0	10.4	6.3	11.5	4.3	11.3	14.8	8.6	4.1	6.9
	10711 Pembuatan biskut dan cookies	4.4	47.1	14.8	7.9	-14.9	10.5	40.6	61.3	70.5	25.4	43.8	3.7
	10712 Pembuatan roti, kek dan produk bakeri lain	6.4	0.9	35.8	-1.9	-3.3	2.4	-10.3	2.0	4.2	8.4	-14.2	16.7
	10713 Pembuatan produk snek	-1.8	20.8	-3.6	-4.8	-10.0	11.3	18.1	25.7	30.1	11.5	16.8	-1.3
	10721 Pembuatan gula	20.0	-5.5	9.0	24.7	24.8	23.4	-1.1	-0.1	-6.1	-13.8	4.1	-10.2
	10731 Pembuatan produk koko	-8.0	0.03	-1.9	-10.0	-11.0	-9.4	-6.7	-2.8	6.9	3.7	-5.88	2.72
	10732 Pembuatan coklat dan produk coklat & 10733 Pembuatan konfeksi gula	25.4	12.0	48.8	28.8	17.1	12.7	8.7	12.6	17.0	9.6	9.9	5.6
	10793 Pembuatan sos dan bahan perasa	15.1	3.6	7.9	26.5	3.0	24.3	8.7	6.0	9.0	-7.0	6.1	-5.1
	10799 Pembuatan produk makanan lain t.t.t.l.	19.8	31.2	18.0	8.1	27.8	25.7	25.7	32.5	33.7	32.6	26.5	13.8
	Industri lain	11.5	9.3	11.0	12.9	6.4	15.7	1.8	9.4	17.9	8.5	3.5	11.9
108/10800	Pembuatan makanan haiwan tersedia	15.9	25.3	-26.9	17.2	43.5	47.3	42.2	24.4	20.5	18.8	58.1	14.9
110	Pembuatan minuman ringan	12.0	19.6	-1.9	66.6	-6.5	16.5	6.3	30.5	42.2	7.6	6.5	0.1
	11041 Pembuatan minuman ringan	24.6	7.3	1.0	53.1	27.8	30.2	10.1	14.7	3.1	2.8	8.1	-2.7
	11042 Pengeluaran air mineral semulajadi dan minuman lain yang dibotolkan	22.2	2.1	22.1	61.9	6.2	13.5	3.3	7.1	1.9	-3.4	4.4	-4.2
	Industri lain	-9.9	52.7	-11.0	108.0	-60.9	-1.1	1.8	74.9	267.6	20.1	4.9	5.6
120/12000	Pembuatan produk tembakau	-3.9	16.0	2.9	222.9	-71.5	11.1	4.7	32.1	155.9	-16.4	5.8	13.1
131	Pemintalan, penenunan dan penyiapan tekstil	14.2	6.3	-1.6	80.7	0.2	3.7	7.7	-0.3	19.0	1.1	8.7	-12.3
	13110 Penyediaan dan pemintalan gentian tekstil & 13120 Penenunan tekstil	14.8	7.6	-5.5	98.1	0.03	1.2	7.9	-5.9	27.1	6.6	7.9	-8.2
	13132 Pewarnaan, pelunturan, percetakan dan penyiapan akhir benang dan fabrik	12.9	3.5	14.3	35.2	-0.2	10.3	6.9	20.3	2.5	-11.3	11.1	-24.3
	Industri lain	9.8	-15.2	-32.4	134.2	22.1	6.4	9.6	12.4	-32.3	-31.9	8.4	-19.7
139	Pembuatan tekstil lain	31.4	11.7	14.2	55.3	31.2	30.9	23.7	21.6	4.2	1.2	28.1	10.3
	13910 Pembuatan fabrik dikait dan dikrusye	16.8	3.0	13.9	32.6	9.8	14.5	8.8	9.6	-0.3	-4.8	13.0	-0.7
	Industri lain	49.0	19.9	14.5	87.5	57.9	50.2	39.8	33.6	8.0	6.6	44.2	19.5
141	Pembuatan pakaian, kecuali pakaian berbulu	3.1	3.6	-1.3	23.7	-4.0	-0.02	3.3	8.5	5.2	-1.3	0.9	2.7
	14102 Pembuatan pakaian	2.7	2.1	-0.8	18.5	-3.7	0.8	2.4	5.6	1.8	-1.1	0.6	3.4
	Industri lain	6.5	16.5	-5.0	97.1	-7.1	-5.9	9.1	32.3	41.8	-3.3	3.3	-2.1
142 & 143	Pembuatan artikel daripada kulit bulu dan pakaian yang dikait dan dikrusye	1.4	0.6	23.8	25.1	-30.9	-2.1	-8.0	-11.2	28.8	0.7	-5.6	13.9
151 (15110 & 15120)	Penyamakan dan pembersihan kulit, pembuatan bagasi, beg tangan, pelana dan abah-abah pembersihan dan pewarnaan bulu	1.0	29.0	1.1	9.0	-25.3	19.6	16.8	31.6	64.1	17.8	19.3	4.4
152	Pembuatan kasut	-0.3	4.1	5.8	70.8	-26.5	-15.6	-18.2	6.9	35.9	7.5	-21.5	8.8
	15201 Pembuatan kasut kulit & 15203 Pembuatan kasut getah	-4.4	12.3	8.0	45.5	-35.1	-14.2	-19.3	13.3	67.0	16.0	-21.3	18.6
	Industri lain	6.3	-7.7	2.6	120.5	-12.1	-17.9	-16.6	-1.4	-2.8	-6.3	-21.7	-5.6
161/16100	Pengilangan dan pengetaman kayu	5.1	13.4	5.9	75.5	-21.4	2.1	9.9	18.4	28.9	2.9	10.7	-0.2

2022												2023		Group Description/Period
Jan.	Feb.	Mar.	Apr.	Mei	Jun	Jul.	Ogo.	Sep.	Okt.	Nov.	Dis.	Jan.	Feb.	
9.3	10.3	11.4	16.1	13.1	47.1	44.4	31.2	22.9	7.6	5.3	5.0	3.8	12.3	Manufacture of non-metallic mineral products n.e.c.
-6.9	-6.1	-6.4	-6.9	-17.5	47.7	137.5	56.2	39.8	-5.0	-7.4	-8.7	-13.3	-3.7	Manufacture of refractory mortars and concretes
7.6	7.4	7.1	8.5	10.0	35.0	42.2	12.8	-1.5	-5.3	-6.3	-3.7	2.5	-2.5	Manufacture of non-refractory ceramic
1.3	7.3	9.4	11.5	10.5	60.3	59.5	58.6	53.3	19.6	13.4	12.5	25.3	21.7	Manufacture of other porcelain and ceramic products
24.6	24.2	24.9	29.6	34.1	62.3	60.2	38.4	12.3	2.2	1.2	8.6	8.1	18.7	Manufacture of hydraulic cement
														Manufacture of ready-mix and dry-mix concrete and mortars
														Manufacture of precast concrete, cement or artificial stone articles for use in construction
9.6	6.7	8.2	16.7	7.8	30.0	23.1	14.3	13.3	4.4	0.3	-2.8	-7.9	6.1	Manufacture of prefabricated structural components for building or civil engineering of cement, concrete or artificial stone
														Manufacture of other articles of concrete, cement and plaster n.e.c.
9.6	18.1	17.6	22.5	15.5	51.7	35.4	22.6	17.4	12.3	23.5	24.1	3.5	15.7	Manufacture of other non-metallic mineral products n.e.c.
25.2	20.3	18.2	11.5	47.2	73.8	79.7	37.9	28.6	5.4	7.1	1.8	3.6	5.6	Other industry
12.4	13.9	17.1	8.9	15.2	34.2	30.9	9.2	-0.8	-0.4	2.0	-0.1	-3.9	12.6	Manufacture of basic iron and steel
6.3	4.9	6.0	11.9	10.5	25.6	38.5	4.5	6.3	6.5	2.3	3.8	1.9	1.9	Manufacture of basic precious and other non-ferrous metals
16.4	20.9	25.2	9.2	10.4	76.6	51.5	26.8	19.6	12.2	12.6	6.0	7.6	9.0	Casting of metals
18.1	17.1	14.2	8.3	11.5	58.0	51.2	23.8	7.6	4.8	5.3	9.0	1.9	7.1	Manufacture of structural metal products, tanks, reservoirs , steam generators , weapons and ammunition
20.7	18.8	17.1	5.2	12.2	77.7	42.1	21.3	1.0	3.6	5.1	9.6	-2.9	8.3	Manufacture of metal doors, windows and their frames, shutters and gates
14.3	13.2	9.6	19.3	12.3	27.4	80.1	26.9	27.8	6.8	6.1	6.7	16.3	2.3	Manufacture of other structural metal products
-11.0	8.0	-13.0	-13.3	-10.6	26.9	39.6	55.9	8.5	15.2	1.4	16.3	10.5	19.9	Manufacture of tanks, reservoirs and containers of metal
2.0	0.8	2.4	4.6	4.9	48.2	47.6	31.9	9.7	3.6	0.3	1.5	3.3	10.8	Manufacture of other fabricated metal products; metal working service activities
11.6	20.8	17.0	16.6	11.2	50.1	49.3	52.4	31.7	25.3	13.8	8.9	8.8	9.1	Forging, pressing, stamping and roll-forming of metal; powder metallurgy
11.0	-0.9	3.5	11.3	19.8	57.4	80.9	30.6	34.2	15.3	10.3	27.3	44.5	48.1	Treatment and coating of metals; machining
-0.3	-1.2	-1.6	-1.2	-3.3	5.1	17.7	8.3	-9.0	-9.2	-13.8	-13.1	-13.6	-3.1	Manufacture of tins and cans for food products, collapsible tubes and boxes
-4.4	-8.2	-2.2	6.6	0.5	70.5	57.0	26.6	-4.9	-11.6	-14.9	-13.6	-13.5	-4.0	Manufacture of metal cable, plaited bands and similar articles
27.7	15.2	-20.6	-28.8	-23.3	75.4	21.3	21.1	19.8	24.0	15.6	19.4	20.1	27.2	Manufacture of bolts, screws, nuts and similar threaded products
3.7	7.1	5.2	-1.2	12.1	62.3	53.7	54.3	26.3	21.2	23.7	22.3	26.5	29.7	Manufacture of metal household articles
37.5	43.5	14.3	6.4	3.0	27.6	23.9	20.8	21.4	18.6	26.8	27.0	23.0	55.6	Manufacture of any other fabricated metal products n.e.c.
9.7	21.5	37.5	31.0	39.3	39.7	28.3	33.7	32.9	30.7	30.7	14.5	13.8	14.3	Manufacture of electronic components and boards
14.8	35.5	52.8	41.7	44.1	44.1	28.0	42.3	42.2	30.0	23.4	17.0	6.3	4.8	Manufacture of diodes, transistors and similar semiconductor devices
														Manufacture of electronic integrated circuits micro assemblies
														Manufacture of electrical capacitors and resistors
-0.3	2.5	16.7	15.3	32.9	33.6	28.3	22.5	21.4	30.8	42.6	11.5	28.5	30.8	Manufacture of printed circuit boards
														Manufacture of display components
34.2	21.0	29.4	30.5	32.9	33.6	35.1	32.1	33.8	43.2	27.9	7.0	3.9	21.3	Manufacture of other components for electronic applications
17.3	17.1	1.2	16.9	6.7	6.8	6.5	22.3	20.8	-7.3	-1.3	-3.0	-3.4	-2.3	Manufacture of computers and peripheral equipment
-23.5	-15.6	2.3	2.8	11.8	1.4	-1.7	16.9	17.5	-2.3	-2.5	7.4	6.2	12.3	Manufacture of communication equipment
13.9	4.9	24.6	25.1	10.8	13.5	74.5	12.6	13.8	-8.5	-5.3	-10.8	-16.7	-5.6	Manufacture of consumer electronics
37.9	31.4	34.3	24.1	32.7	53.9	55.8	36.1	25.9	26.3	27.0	-0.1	-10.5	12.1	Manufacture of measuring, testing, navigating and control equipment; watches and clocks
39.4	35.0	37.6	22.4	31.7	55.7	56.4	33.5	27.0	29.9	32.9	0.8	-10.7	14.4	Manufacture of measuring, testing, navigating and control equipment
25.4	10.2	13.2	34.4	39.1	42.6	52.3	57.6	18.3	5.3	-3.3	-6.7	-8.5	-5.4	Manufacture of industrial process control equipment
-55.6	-46.2	-45.3	-28.3	-43.6	-44.6	-44.9	-19.6	-42.5	-43.2	60.4	27.6	25.8	26.5	Manufacture of watches and clocks and parts
														Manufacture of irradiation, electromedical and electrotherapeutic equipment

Jadual Table **1.4b** : Nilai Jualan Sektor Pembuatan Mengikut Kumpulan: Perubahan Peratusan Tahunan
 : Sales Value of Manufacturing Sector by Group: Annual Percentage Change

Kod Kumpulan Group code	Keterangan Kumpulan/Tempoh	2021		2021				2022				2022	2023
		2021	2022	Q1	Q2	Q3	Q4	Q1	Q2	Q3	Q4	(Jan. - Feb.)	(Jan. - Feb.)
267 (26701 & 26702) & 268 (26800)	Pembuatan peralatan optikal, kelengkapan fotografi, media magnetik dan optikal	18.7	33.7	24.3	34.6	-12.6	35.9	33.7	36.2	67.7	9.5	23.9	25.2
271	Pembuatan motor elektrik, penjana, transformer dan perkakasan pengagihan dan pengawalan elektrik	21.4	33.3	9.3	47.5	6.7	28.4	37.9	36.0	43.8	18.6	35.6	12.4
27101	Pembuatan motor elektrik, penjana dan transformer	13.1	17.2	16.4	30.4	-1.6	13.2	25.6	27.1	19.3	0.4	24.5	-5.6
27102	Pembuatan perkakasan pengagihan dan pengawalan elektrik	26.7	42.5	5.6	59.5	12.3	38.5	45.1	41.1	58.5	28.5	42.1	21.7
272/ 27200	Pembuatan bateri dan akumulator	-3.7	33.6	-6.2	-13.2	-2.1	7.3	25.8	12.8	33.6	58.0	22.2	34.1
273	Pembuatan pendawaian dan peranti pendawaian	26.2	0.02	8.5	79.1	15.4	21.2	12.3	6.0	1.3	-16.1	12.74	-9.44
27310	Pembuatan kabel gentian optikal	35.4	14.9	6.4	31.6	40.2	61.7	33.9	48.7	2.5	-8.1	31.2	24.9
27320	Pembuatan wayar dan kabel elektronik dan elektrik lain	24.2	0.1	7.9	77.3	12.5	18.8	11.0	5.4	2.7	-15.4	11.5	-9.4
27330	Pembuatan alatan pendawaian pembawa dan bukan pembawa arus untuk litar elektrik (tanpa mengira jenis bahan)	54.9	-7.4	19.7	135.2	51.0	43.6	22.1	-1.1	-16.0	-28.9	23.4	-24.8
274/ 27400	Pembuatan kelengkapan pencahayaan elektrik	-2.8	27.1	30.5	-7.1	-29.0	15.1	28.5	28.0	38.7	15.4	24.6	15.5
275/ 27500	Pembuatan perkakasan domestik	9.5	8.7	-5.2	49.7	-4.7	13.3	7.6	12.3	17.8	-1.4	5.4	0.2
279/ 27900	Pembuatan kelengkapan elektrik lain	17.7	4.0	20.5	34.1	3.5	17.8	16.7	-2.9	3.7	0.7	14.9	10.5
281 & 282	Pembuatan jentera kegunaan umum dan kegunaan khas	16.2	6.9	5.7	35.1	6.8	19.1	9.3	4.6	7.7	6.3	11.9	4.0
28120 & 28130	Pembuatan alat-alat kuasa bendalir & Pembuatan pam, pemampat, kepala paip dan injap lain	25.9	2.4	-10.8	87.7	19.8	32.5	-14.7	-1.4	23.3	1.5	-1.2	17.5
28180 & 28220	Pembuatan alatan tangan yang menggunakan kuasa dilengkapkan dengan motor elektrik atau bukan motor elektrik atau pneumatik & Pembuatan jentera pembentukan logam dan alatan mesin	27.7	1.0	22.4	44.3	15.7	29.6	-3.3	-1.4	3.4	5.1	-2.6	5.7
28192	Pembuatan mesin penyaman udara, termasuk untuk kenderaan bermotor	17.8	-6.1	24.8	30.4	0.04	20.1	10.9	3.2	-12.6	-23.6	11.0	-23.2
28290	Pembuatan lain-lain mesin bertujuan khas t.t.t.l. Industri lain	-11.4	37.9	-30.1	-3.0	-7.6	-3.8	28.5	15.6	45.6	61.4	31.4	35.1
291 (29101 & 29102)	Pembuatan kenderaan bermotor	5.8	12.7	18.0	74.3	-29.9	7.0	5.8	21.0	22.1	7.0	8.2	19.6
292/ 29200	Pembuatan kerangka (coachwork) untuk kenderaan bermotor; pembuatan treler dan semi treler	19.7	17.6	50.8	29.3	-26.0	44.1	29.7	19.2	20.6	5.1	27.8	12.0
293/ 29300	Pembuatan alat ganti dan aksesori untuk kenderaan bermotor	5.4	17.9	24.0	31.4	-22.9	1.8	2.7	19.1	46.2	9.8	2.3	16.9
301 (30110 & 30120)	Pembinaan kapal dan bot	50.7	0.9	12.7	353.5	44.1	26.6	7.2	2.6	-3.9	-1.3	7.6	21.6
302, 303, 304 & 309	Pembuatan lokomotif keretapi, rolling stock, kapal angkasa dan udara, jentera berkaitan, kenderaan tempur ketenteraan, dan kelengkapan pengangkutan t.t.t.l.	-5.9	17.1	-6.1	11.3	-25.1	-0.7	0.4	19.3	38.5	16.9	0.8	-3.7
30910	Pembuatan motosikal	-13.2	26.3	-41.4	76.1	-18.3	-5.9	-11.4	21.2	69.4	44.1	-11.0	13.3
30920	Pembuatan basikal dan invalid carriages Industri lain	3.4	24.3	71.1	10.1	-28.4	-6.5	2.3	40.1	46.5	17.3	1.6	0.2
		-6.6	9.5	-0.4	-5.3	-26.0	4.9	5.1	8.7	21.4	6.1	6.0	-12.5
310	Pembuatan perabot	-5.7	9.8	5.1	33.7	-39.0	-2.9	6.7	18.9	29.4	-5.2	7.0	-6.8
31001	Pembuatan perabot kayu dan rotan Industri lain	-21.9	1.0	-4.0	19.1	-54.3	-27.5	-11.9	2.7	35.4	-4.4	-12.0	-9.6
		26.3	20.5	26.8	58.0	-9.9	43.7	40.3	39.3	23.6	-6.0	40.4	-3.7
321 (32110 & 32120)	Pembuatan barang kemas, bijouterie dan artikel berkaitan	1.9	25.5	1.8	132.8	-52.2	-6.7	-8.1	19.0	133.9	16.8	-7.9	6.9
322, 325 & 329	Pembuatan instrumen muzik, peralatan dan bekalan perubatan dan pergigian dan pembuatan lain t.t.t.l.	7.0	10.7	2.7	14.3	-2.0	14.2	13.1	13.6	17.0	0.1	14.7	4.4
32901	Pembuatan alat tulis Industri lain	12.7	9.5	16.0	35.3	-4.2	7.3	-4.0	1.0	37.2	7.7	-0.4	17.7
		5.2	11.0	-1.4	7.9	-1.3	16.3	19.4	18.5	11.0	-2.0	20.0	0.5
323/ 32300	Pembuatan barangan sukan	-26.7	5.4	2.4	-22.5	-51.8	-26.6	-1.4	-12.0	30.1	15.5	1.3	14.2
324/ 32400	Pembuatan permainan dan mainan	3.8	2.6	-14.2	47.8	-17.8	16.0	27.9	16.7	-3.4	-23.8	48.8	-32.5
331 & 332	Pembaikan pemasangan produk logam, jentera, kelengkapan dan pemasangan jentera perindustrian dan kelengkapan	0.04	7.9	0.6	29.8	-24.8	8.3	6.1	10.1	10.2	6.2	6.1	9.1
33150	Pembaikan dan penyelenggaraan kelengkapan pengangkutan kecuali motosikal dan basikal Industri lain	6.2	17.8	68.0	13.0	-29.6	8.4	13.1	24.6	22.4	13.9	8.2	18.0
		-2.8	2.8	-16.1	39.8	-22.0	8.3	2.6	3.1	3.7	2.1	5.2	4.9
Jumlah Pembuatan		15.5	15.8	8.5	33.9	6.4	16.5	12.8	17.4	22.5	11.1	12.2	8.3

2022												2023		Group Description/Period
Jan.	Feb.	Mar.	Apr.	Mei	Jun	Jul.	Ogo.	Sep.	Okt.	Nov.	Dis.	Jan.	Feb.	
22.9	25.0	54.7	29.2	33.4	44.3	110.9	76.3	32.8	-4.9	22.3	12.9	21.8	28.7	Manufacture of optical instruments, photographic equipment, magnetic and optical media
30.5	41.3	42.2	34.7	33.7	39.5	60.9	40.6	33.2	24.3	23.9	8.5	14.3	10.5	Manufacture of electric motors, generators, transformers and electricity distribution and control apparatus
25.7	23.2	27.6	29.4	26.3	25.4	27.7	16.5	14.2	4.1	15.9	-16.1	-7.6	-3.4	<i>Manufacture of electric motors, generators and transformers</i>
33.3	52.0	50.6	37.8	37.6	47.7	84.3	54.6	43.4	35.2	28.0	22.7	26.5	17.1	<i>Manufacture of electricity distribution and control apparatus</i>
13.4	34.2	33.7	3.7	22.9	12.6	25.6	17.0	59.9	64.0	36.0	76.2	34.6	33.5	Manufacture of batteries and accumulators
13.5	11.9	11.4	13.6	2.6	1.6	5.3	4.3	-5.2	-16.1	-16.8	-15.4	-13.1	-5.5	Manufacture of wiring and wiring devices
22.6	41.1	39.3	49.9	48.8	47.2	9.5	19.6	-20.0	-22.7	5.4	-5.6	29.5	20.3	<i>Manufacture of fibre optic cables</i>
12.5	10.5	9.9	13.2	1.4	1.5	7.1	5.4	-3.9	-14.6	-15.8	-15.9	-13.2	-5.4	<i>Manufacture of other electronic and electric wires and cables</i>
25.4	21.3	19.8	5.6	2.5	-9.9	-16.1	-15.2	-16.6	-32.4	-37.5	-13.7	-29.3	-19.8	<i>Manufacture of current -carrying and non current-carrying wiring devices for electrical circuits regardless of material</i>
12.3	38.8	35.6	13.5	35.9	36.2	69.8	34.9	22.9	-14.2	33.0	41.8	19.2	12.1	Manufacture of electric lighting equipment
14.2	-3.7	12.3	13.4	11.6	11.8	15.4	19.9	17.8	2.9	-2.3	-4.5	-9.3	11.8	Manufacture of domestic appliances
8.9	21.8	20.2	-3.5	-2.7	-2.6	5.5	4.1	2.0	3.2	2.9	-3.6	10.2	10.8	Manufacture of other electrical equipment
16.6	7.3	4.4	4.5	4.4	4.8	18.9	4.1	2.3	2.0	5.0	11.9	2.5	5.7	Manufacture of general-purpose and special-purpose machinery
														<i>Manufacture of fluid power equipment</i>
37.3	-24.5	-34.1	-3.8	-10.6	10.9	74.4	10.8	10.3	5.4	5.0	-6.0	11.5	24.1	<i>Manufacture of other pumps, compressors, taps and valves</i>
														<i>Manufacture of power-driven hand tools with self-contained electric or non-electric motor or pneumatic drives</i>
-1.7	-3.5	-4.8	-0.4	-1.6	-2.2	2.2	4.1	3.8	-5.7	9.9	11.6	5.2	6.1	<i>Manufacture of metal-forming machinery and machine tools</i>
8.7	13.5	10.6	8.9	4.8	-3.6	34.5	-25.2	-25.8	-25.1	-30.2	-14.7	-23.6	-22.8	<i>Manufacture of air-conditioning machines, including for motor vehicles</i>
41.1	22.1	23.2	10.8	20.1	16.5	28.6	54.2	54.0	55.2	54.6	73.7	32.8	37.6	<i>Manufacture of other special-purpose machinery n.e.c.</i>
29.9	13.0	8.0	3.4	6.6	12.7	11.1	11.8	2.5	10.6	14.2	10.5	9.0	15.5	<i>Other industry</i>
9.7	6.6	1.1	3.1	10.8	68.0	28.9	29.8	11.5	-7.6	10.5	17.6	23.2	15.6	Manufacture of motor vehicles
27.4	28.2	32.6	13.6	19.8	28.1	28.0	28.9	9.3	0.6	7.8	7.1	8.9	15.5	Manufacture of bodies (coachwork) for motor vehicles; manufacture of trailers and semi-trailers
3.5	1.1	3.5	5.6	10.8	48.6	51.2	45.7	41.8	2.3	13.4	13.7	16.0	17.9	Manufacture of parts and accessories for motor vehicles
10.4	4.7	6.5	4.0	1.4	1.8	11.5	-10.1	-9.5	-1.6	-1.9	-0.2	16.1	27.6	Building of ships and boats
-0.9	2.7	-0.1	7.9	18.0	38.0	50.8	32.1	34.4	30.6	12.2	10.1	-5.4	-1.8	Manufacture of railway locomotives, rolling stock, air and spacecraft, related machinery, military fighting vehicles and transport equipment n.e.c
-11.2	-10.7	-12.2	5.9	12.7	58.0	74.0	67.2	67.1	61.2	40.2	35.3	12.1	14.6	<i>Manufacture of motorcycles</i>
-5.7	12.3	3.5	10.3	20.3	157.6	123.3	27.9	25.3	24.3	21.7	6.6	-6.4	8.4	<i>Manufacture of bicycles and invalid carriages</i>
6.8	5.0	3.6	7.7	19.9	0.9	17.6	19.9	26.7	23.1	-2.6	1.4	-12.0	-13.0	<i>Other industry</i>
8.0	5.8	6.2	18.8	10.8	30.2	82.8	20.2	11.0	-3.3	-6.0	-6.2	-9.9	-3.3	Manufacture of furniture
-9.6	-14.5	-11.6	-2.3	-8.7	25.6	73.5	23.5	23.4	3.5	-5.6	-9.7	-15.2	-3.2	<i>Manufacture of wooden and cane furniture</i>
38.1	43.0	40.1	45.6	35.3	35.9	94.3	16.8	0.9	-9.0	-6.4	-2.6	-4.0	-3.4	<i>Other industry</i>
-7.9	-7.8	-8.6	-8.7	9.3	94.9	253.3	198.9	62.3	21.2	17.5	12.3	4.8	9.5	Manufacture of jewellery, bijouterie and related articles
15.0	14.4	10.0	11.0	9.5	21.2	23.4	18.7	9.8	-1.7	2.2	-0.1	1.4	7.4	Manufacture of musical instruments, medical and dental instruments and supplies and other manufacturing n.e.c.
0.3	-1.1	-10.0	-5.8	-4.3	15.2	48.6	31.9	31.8	11.6	8.9	3.0	16.9	18.6	<i>Manufacture of stationery</i>
20.1	19.9	18.3	17.4	15.0	23.5	15.5	14.2	4.4	-5.4	0.3	-1.0	-3.1	4.1	<i>Other industry</i>
1.2	1.3	-5.9	-7.7	-24.2	-1.5	47.0	24.1	21.3	29.6	9.9	9.9	17.1	11.2	Manufacture of sports goods
48.7	48.9	-0.7	7.9	5.8	74.3	-10.5	27.8	-16.7	-25.3	-19.4	-26.7	-28.1	-37.0	Manufacture of games and toys
9.6	2.4	6.1	9.4	9.0	12.3	10.5	10.3	9.8	6.8	5.1	6.7	3.7	15.4	Repair of fabricated metal products, machinery and equipment and installation of industrial machinery and equipment
7.1	9.5	20.6	23.5	25.4	25.7	28.8	27.5	15.6	16.5	16.1	9.2	9.4	28.5	<i>Repair and maintenance of transport equipment except motorcycles and bicycles</i>
10.9	-0.6	-2.0	2.0	1.7	6.2	2.0	2.4	6.1	1.8	-0.4	5.4	0.8	9.5	<i>Other industry</i>
13.1	11.2	13.9	13.2	15.7	23.4	23.8	24.4	19.5	12.9	11.8	8.8	6.5	10.3	Total Manufacturing

Jadual Table **1.4c** : Nilai Jualan Sektor Pembuatan Mengikut Kumpulan: Perubahan Peratusan Bulanan/Suku Tahunan
 : Sales Value of Manufacturing Sector by Group: Monthly/Quarterly Percentage Change

Kod Kumpulan Group code	Keterangan Kumpulan/Tempoh	2021				2022				Jan.	Feb.
		Q1	Q2	Q3	Q4	Q1	Q2	Q3	Q4		
101	Pemprosesan dan pengawetan daging	-1.7	0.6	9.6	4.4	0.3	2.1	1.5	3.2	4.8	-5.5
102	Pemprosesan dan pengawetan ikan, krustasea dan moluska	2.5	-3.9	-10.4	6.8	-7.1	0.0	-2.0	2.5	-1.8	-10.6
	10201 Pengetinan ikan, krustasea dan moluska &										
	10202 Pemprosesan dan pengawetan ikan, krustasea dan moluska	1.9	-3.5	-11.0	6.3	-7.2	0.4	-2.6	2.2	-1.8	-10.7
	Industri lain	15.1	-12.7	2.4	17.3	-5.8	-6.6	8.1	6.8	-2.4	-8.5
103	Pemprosesan dan pengawetan buah-buahan dan sayur - sayuran	8.7	-12.0	-17.3	10.5	6.0	-0.7	2.6	3.5	13.9	-11.1
	10303 Pengetinan nanas &										
	10304 Pembuatan jem, marmalad dan sajian jeli	44.8	-27.4	-8.6	4.3	-7.7	2.7	28.2	5.1	11.9	-9.9
	Industri lain	1.3	-7.4	-19.4	12.1	9.4	-1.4	-2.8	3.1	14.3	-11.4
104	Pembuatan minyak dan lemak daripada sayuran dan haiwan	-23.6	47.8	0.1	4.7	-20.8	41.6	-6.5	0.3	-13.1	-7.4
	10404 Pembuatan minyak sayuran mentah dan bertapis &										
	10406 Pembuatan sebatian lemak masakan	-1.0	15.4	8.7	-11.8	-2.8	28.7	13.5	-12.0	3.1	-12.2
	10405 Pembuatan minyak kelapa	-2.9	-29.2	-4.9	38.3	15.7	-3.3	14.2	-3.9	9.4	7.3
	Industri lain	-26.3	53.5	-0.8	6.4	-22.8	43.6	-8.9	2.0	-14.9	-7.0
105	Pembuatan produk tenusu	1.7	4.4	-0.4	5.3	3.9	3.2	1.8	-1.3	8.0	-2.6
	10502 Pembuatan susu pekat, tepung dan sejat	1.4	5.4	0.0	5.3	4.1	3.7	1.3	-1.0	8.1	-2.4
	Industri lain	5.0	-6.0	-5.4	4.5	2.0	-4.4	8.2	-6.2	7.2	-5.4
106	Pembuatan produk bijian, kanji dan produk berkanji	13.4	10.2	-4.2	8.4	8.8	10.3	-6.1	4.3	9.3	-0.6
	10611 Pengilangan beras	10.2	33.2	-4.4	8.0	9.9	18.0	-7.3	0.6	8.2	8.0
	10613 Pengilangan tepung	16.2	-4.0	-4.3	8.3	9.1	3.4	-5.1	7.1	11.4	-7.6
	Industri lain	7.0	-10.7	0.9	15.0	-10.4	3.8	-0.5	19.7	-4.8	-10.3
107	Pembuatan produk makanan lain	9.6	-1.8	-1.8	5.6	2.5	4.8	1.3	-0.1	5.2	-6.0
	10711 Pembuatan biskut dan cookies	-7.3	-7.5	-10.8	44.6	17.9	6.1	-5.8	6.4	12.2	-3.9
	10712 Pembuatan roti, kek dan produk bakeri lain	14.9	-0.4	-2.2	-8.6	0.7	13.3	-0.1	-4.9	6.1	-5.4
	10713 Pembuatan produk snek	-0.6	-1.8	-8.6	24.8	5.5	4.5	-5.4	7.0	2.6	-1.7
	10721 Pembuatan gula	15.2	-6.1	2.5	11.3	-7.7	-5.2	-3.6	2.2	2.8	-15.9
	10731 Pembuatan produk koko	-1.6	-10.3	-4.7	7.7	1.3	-6.5	4.9	4.5	11.1	-1.9
	10732 Pembuatan coklat dan produk coklat &										
	10733 Pembuatan konfeksi gula	10.2	3.3	-4.1	3.3	6.3	7.0	-0.3	-3.3	7.2	-6.2
	10793 Pembuatan sos dan bahan perasa	8.4	-2.4	-6.6	25.8	-5.2	-4.9	-3.9	7.2	-4.7	-4.6
	10799 Pembuatan produk makanan lain t.t.t.l.	10.6	-0.9	9.4	4.8	10.6	4.4	10.3	4.0	10.8	-3.6
	Industri lain	11.3	-4.1	0.1	8.2	-2.1	3.1	7.9	-0.5	-1.6	-4.9
108/ 10800	Pembuatan makanan haiwan tersedia	5.3	35.7	4.4	-1.4	1.7	18.8	1.1	-2.7	6.2	-7.4
110	Pembuatan minuman ringan	16.2	-22.7	-2.1	32.6	5.9	-5.1	6.7	0.3	6.7	0.3
	11041 Pembuatan minuman ringan	19.2	-13.7	17.4	7.7	0.8	-10.1	5.5	7.4	-2.9	6.7
	11042 Pengeluaran air mineral semulajadi dan minuman lain yang dibotolkan	13.7	-7.3	8.5	-0.7	3.4	-3.9	3.4	-5.9	0.3	6.9
	Industri lain	12.7	-40.5	-48.0	183.8	16.0	2.2	9.2	-7.3	26.5	-10.4
120/ 12000	Pembuatan produk tembakau	-2.4	-38.9	-55.2	316.2	-8.1	-22.9	-13.2	36.0	-14.9	1.0
131	Pemintalan, penenunan dan penyiapan tekstil	0.6	4.7	-18.4	20.6	4.5	-3.0	-2.6	2.5	-0.3	-3.2
	13110 Penyediaan dan pemintalan gentian tekstil &										
	13120 Penenunan tekstil	3.1	10.0	-27.9	23.8	10.0	-4.1	-2.6	3.7	-0.4	0.8
	13132 Pewarnaan, pelunturan, percetakan dan penyiapan akhir benang dan fabrik	-5.4	-11.0	14.1	14.9	-8.4	0.2	-2.9	-0.5	-0.1	-13.8
	Industri lain	-24.8	-4.3	67.1	-11.5	-22.6	-1.9	0.6	-10.9	-3.8	-20.1
139	Pembuatan tekstil lain	3.7	1.1	15.7	7.9	-2.0	-0.6	-0.9	4.9	0.3	-7.8
	13910 Pembuatan fabrik dikait dan dikrusye	0.4	-3.0	7.1	9.7	-4.5	-2.3	-2.6	4.8	-3.5	-7.1
	Industri lain	7.6	5.6	24.2	6.4	0.2	0.9	0.4	5.0	3.6	-8.4
141	Pembuatan pakaian, kecuali pakaian berbulu	-4.3	-14.3	3.4	17.9	-1.2	-10.0	0.2	10.6	-3.1	-1.4
	14102 Pembuatan pakaian	-4.5	-12.4	5.9	13.8	-3.0	-9.7	2.1	10.6	-5.0	-2.6
	Industri lain	-3.2	-27.1	-17.9	62.6	12.1	-11.7	-12.0	10.9	12.3	7.3
142 & 143	Pembuatan artikel daripada kulit bulu dan pakaian yang dikait dan dikrusye	-1.0	-7.5	-25.3	43.3	-7.0	-10.7	8.3	12.0	-2.2	-14.0
151 (15110 & 15120)	Penyamakan dan pembersihan kulit, pembuatan bagasi, beg tangan, pelana dan abah-abah pembersihan dan pewarnaan bulu	4.5	-28.0	-8.7	74.2	2.0	-18.9	13.9	25.0	1.3	-0.7
152	Pembuatan kasut	7.5	-31.7	-17.9	40.0	4.2	-10.7	4.4	10.7	1.9	-8.4
	15201 Pembuatan kasut kulit &										
	15203 Pembuatan kasut getah	7.3	-36.8	-19.2	56.7	0.9	-11.3	19.1	8.8	3.9	-21.4
	Industri lain	7.9	-23.7	-16.2	19.1	9.5	-9.8	-17.4	14.7	-1.5	14.5
161/ 16100	Pengilangan dan pengetaman kayu	1.3	-35.9	8.9	44.6	9.0	-31.0	18.5	15.4	8.8	-18.7

2022												2023												Group Description/Period
Mac	Apr.	Mei	Jun	Jul.	Ogo.	Sep.	Okt.	Nov.	Dis.	Jan.	Feb.	Mac	Apr.	Mei	Jun	Jul.	Ogo.	Sep.	Okt.	Nov.	Dis.	Jan.	Feb.	
-3.6	7.3	1.0	-3.7	-0.3	7.6	-2.8	6.9	-2.6	-6.8	1.9	5.4	Processing and preserving of meat												
7.0	-1.7	0.1	3.0	-10.3	12.0	-2.5	-0.4	3.2	-3.6	8.1	-10.7	Processing and preserving of fish, crustaceans and molluscs												
												<i>Canning of fish, crustaceans and molluscs</i>												
7.0	-1.5	0.5	2.8	-10.7	12.2	-3.2	-0.5	4.0	-4.4	8.6	-11.6	<i>Processing, curing and preserving of fish, crustacean and molluscs</i>												
7.4	-5.4	-7.1	5.7	-1.4	7.3	9.7	1.2	-9.1	10.3	1.6	2.5	<i>Other industry</i>												
-2.9	4.3	-0.8	5.0	-6.4	9.0	1.3	-2.4	6.9	-6.5	4.7	3.5	Processing and preserving of fruits and vegetable												
												<i>Pineapple canning</i>												
-15.7	11.3	-7.3	40.6	-2.7	7.8	10.1	-2.9	8.6	-17.8	8.7	6.8	<i>Manufacture of jams, marmalades and table jellies</i>												
-0.1	3.0	0.5	-1.5	-7.4	9.3	-1.1	-2.2	6.4	-3.1	3.7	2.6	<i>Other industry</i>												
-0.9	38.3	7.0	3.0	-14.5	4.4	5.8	-4.1	-3.2	5.0	-18.1	3.2	Manufacture of vegetable and animal oils and fats												
												<i>Manufacture of crude and refined vegetable oil</i>												
9.4	17.9	6.6	8.9	7.0	-0.5	-4.1	-10.7	-6.7	19.6	-17.4	6.7	<i>Manufacture of compound cooking fats</i>												
1.8	-10.6	5.9	1.4	9.8	7.8	-11.3	-1.3	-4.5	18.9	-17.8	-13.9	<i>Manufacture of coconut oil</i>												
-2.1	41.6	7.0	2.3	-17.1	5.1	7.3	-3.3	-2.8	3.2	-18.1	3.0	<i>Other industry</i>												
1.6	3.1	-0.4	0.6	-3.5	10.2	-4.2	-2.5	2.8	-2.7	-3.1	2.6	Manufacture of dairy products												
1.7	3.6	-0.4	0.3	-4.0	10.7	-4.5	-2.3	3.1	-2.8	-3.6	3.8	<i>Manufacture of condensed, powdered and evaporated milk</i>												
-0.3	-3.5	-0.9	5.4	3.2	2.7	-0.9	-5.1	-0.9	-2.3	3.7	-13.4	<i>Other industry</i>												
6.6	12.7	-6.1	-6.1	-5.4	7.6	2.0	0.3	-0.7	2.0	-4.7	6.7	Manufacture of grain mill products, starches and starch products												
0.7	30.2	-12.4	-12.9	-2.9	13.1	3.4	-3.6	-2.7	0.03	-7.4	17.4	<i>Rice milling</i>												
13.1	-3.4	1.7	0.7	-7.8	2.8	0.1	3.7	1.3	4.3	-1.9	-2.0	<i>Flour milling</i>												
1.8	9.4	-5.7	3.6	-3.6	-0.1	9.0	14.5	-0.1	-3.4	-7.4	-6.9	<i>Other industry</i>												
6.1	3.7	-2.9	3.4	-2.0	5.2	-3.9	0.9	-0.1	0.04	-0.6	1.2	Manufacture of other food products												
2.3	25.8	-23.1	-1.4	-0.04	9.8	-4.9	5.5	2.3	-1.1	-6.3	8.1	<i>Manufacture of biscuits and cookies</i>												
2.3	6.2	7.6	5.5	-3.6	1.5	-9.8	-0.5	-0.6	7.1	6.4	-4.6	<i>Manufacture of bread, cakes and other bakery products</i>												
9.3	3.8	-6.9	0.4	-9.8	9.5	2.5	2.7	-1.2	0.9	-10.9	3.4	<i>Manufacture of snack products</i>												
-0.3	6.2	-14.2	15.9	-9.3	2.5	-0.3	1.3	-0.4	1.4	-2.9	2.7	<i>Manufacture of sugar</i>												
-14.2	4.7	-0.6	0.6	4.6	2.4	-4.3	7.4	-0.8	-0.1	0.4	11.1	<i>Manufacture of cocoa products</i>												
												<i>Manufacture of chocolate and chocolate products</i>												
15.3	1.7	-0.7	-4.9	0.04	7.1	-4.0	-0.5	-2.5	-1.9	1.6	-1.7	<i>Manufacture of sugar confectionery</i>												
4.9	1.9	-13.9	3.7	-3.9	5.1	-1.6	4.8	6.5	-7.3	-5.9	10.3	<i>Manufacture of sauces and condiments</i>												
9.7	-1.9	-0.6	5.3	-1.8	14.3	-2.0	2.4	1.3	-6.8	-4.9	3.4	<i>Manufacture of other food products n.e.c.</i>												
8.6	-1.9	-3.2	10.4	1.6	1.3	-0.6	-1.6	1.6	0.4	-3.3	3.2	<i>Other industry</i>												
-2.4	24.2	-0.8	1.1	0.7	-1.8	3.7	-2.4	-3.8	1.4	-0.3	2.3	Manufacture of prepared animal feeds												
6.1	3.9	-18.9	1.1	10.3	6.8	-3.1	5.6	-5.6	-4.1	1.5	-0.4	Manufacture of beverages												
6.2	4.0	-27.5	-1.1	19.3	5.2	-8.5	16.2	-5.7	0.9	-7.9	3.6	<i>Manufacture of soft drinks</i>												
7.7	0.7	-18.4	4.7	7.7	3.5	-6.7	-0.3	-0.6	-5.7	-2.8	11.9	<i>Production of natural mineral waters and other bottled waters</i>												
5.5	4.8	-4.7	2.9	0.2	10.1	5.4	-5.6	-6.9	-10.9	18.5	-8.7	<i>Other industry</i>												
9.4	-9.0	-27.4	-8.8	-0.7	12.7	-9.0	35.7	7.5	-6.3	30.3	-11.5	Manufacture of tobacco products												
3.6	-3.3	-6.5	10.8	-4.1	-1.4	-6.3	2.1	4.9	6.1	-10.8	-8.9	Spinning, weaving and finishing of textiles												
												<i>Preparation and spinning of textile fibres</i>												
3.5	-4.6	-5.6	5.3	-2.6	1.9	-8.2	0.7	8.2	8.1	-9.3	-9.2	<i>Weaving of textiles</i>												
3.4	1.0	-9.7	28.4	-8.0	-10.6	0.2	6.0	-4.0	0.4	-16.6	-7.5	<i>Dyeing, bleaching, printing and finishing of yarns and fabrics</i>												
9.7	-8.0	11.2	2.8	0.3	2.3	-18.7	5.1	1.2	-11.3	12.5	-23.1	<i>Other industry</i>												
2.3	-1.4	0.1	6.1	-2.5	-4.0	1.0	3.9	2.4	0.3	6.4	-0.05	Manufacture of other textiles												
3.4	-5.0	2.5	4.3	-3.5	-3.8	-0.1	6.0	0.8	-1.0	0.01	0.2	<i>Manufacture of knitted and crocheted fabrics</i>												
1.4	1.7	-1.9	7.6	-1.6	-4.1	1.8	2.2	3.6	1.3	11.4	-0.2	<i>Other industry</i>												
1.7	-4.1	-6.8	-6.9	6.6	1.9	-0.2	2.9	8.7	3.5	-2.8	0.7	Manufacture of wearing apparel, except fur apparel												
1.4	-3.5	-7.3	-5.3	8.0	1.7	-1.5	2.9	9.2	5.1	-4.5	-0.04	<i>Manufacture of clothings</i>												
3.2	-8.2	-3.4	-17.4	-3.8	3.4	9.9	2.6	5.1	-8.1	12.2	5.8	<i>Other industry</i>												
-1.6	-7.4	1.6	5.3	1.3	-4.9	18.9	4.7	0.3	-9.0	12.6	5.1	Manufacture of articles of fur, knitted and crocheted apparel												
												Tanning and dressing of leather; manufacture of luggage, handbags, saddlery and harness; dressing and dyeing of fur												
-2.5	-14.4	-7.7	5.5	-0.5	14.4	10.4	9.2	10.5	-11.1	-2.7	-3.5													
13.7	-12.8	0.5	-10.0	5.5	12.1	-5.2	9.0	0.6	3.0	3.9	-7.2	Manufacture of footwear												
												<i>Manufacture of leather footwear</i>												
27.8	-19.5	1.3	3.4	10.1	10.0	-3.7	7.5	1.0	-0.2	4.2	-10.3	<i>Manufacture of rubber footwear</i>												
-3.3	-2.2	-0.6	-28.0	-3.4	16.7	-8.4	12.3	-0.2	9.8	3.5	-1.3	<i>Other industry</i>												
21.7	-18.4	-29.9	-1.1	0.8	57.4	-5.7	3.2	-1.0	7.8	-3.0	2.1	Sawmilling and planing of wood												

Jadual Table **1.4c** : Nilai Jualan Sektor Pembuatan Mengikut Kumpulan: Perubahan Peratusan Bulanan/Suku Tahunan
 : Sales Value of Manufacturing Sector by Group: Monthly/Quarterly Percentage Change

Kod Kumpulan Group code	Keterangan Kumpulan/Tempoh	2021				2022				Jan.	Feb.
		Q1	Q2	Q3	Q4	Q1	Q2	Q3	Q4		
162	Pembuatan produk daripada kayu, gabus, jerami dan bahan jalinan lain	5.9	-40.7	14.6	57.9	6.8	-36.0	11.5	28.9	2.7	-8.3
16211	Pembuatan kepingan venier dan papan lapis	8.3	-42.8	17.2	62.5	4.3	-39.6	11.6	39.7	-2.7	-3.9
16212	Pembuatan papan partikel dan papan gentian	3.4	-35.0	21.9	44.2	5.5	-33.5	13.7	22.6	2.0	-12.5
16221	Pertukangan kayu untuk jurubina	6.0	-48.0	7.0	76.5	7.3	-34.0	9.1	28.6	11.8	-11.0
	Industri lain	2.6	-38.2	-8.5	63.7	22.7	-29.0	7.7	4.4	22.0	-12.2
170	Pembuatan kertas dan produk kertas	0.0	3.3	1.4	4.2	0.9	3.4	2.9	-1.1	3.6	-5.1
17010	Pembuatan pulpa, kertas dan kertas tebal	5.4	5.5	3.5	5.9	7.2	-3.3	2.1	1.0	14.6	-6.8
17020	Pembuatan kertas gelugur dan kertas tebal dan bekas daripada kertas dan kertas tebal	7.7	-0.6	1.7	6.3	-9.7	7.7	4.4	-1.3	-4.2	-4.8
17091	Pembuatan sampul surat dan kad surat	-1.1	-3.9	0.2	2.0	-3.7	8.6	18.5	5.3	-6.2	0.1
17092	Pembuatan kertas kegunaan rumah dan pembersih peribadi	12.1	5.8	0.4	5.3	12.0	-0.5	-1.7	-1.4	8.9	-7.3
17093	Pembuatan kertas bergam atau pelekat yang berjalur atau bergulung dan label dan kertas dinding	19.8	15.4	1.8	-9.0	8.1	13.7	6.3	-7.0	-2.8	6.8
	Industri lain	5.8	-2.4	-3.3	6.4	3.1	-2.1	2.5	3.4	11.0	-11.0
181 & 182	Percetakan, aktiviti perkhidmatan berkaitan percetakan dan penerbitan semula media rakaman	-0.3	-18.5	0.9	26.2	3.8	-7.7	-1.8	14.2	-0.1	-4.7
18110	Percetakan	-5.4	-16.2	9.2	22.0	3.8	-9.4	-2.6	9.1	-1.1	-3.8
18120 &	Aktiviti perkhidmatan berkaitan percetakan	21.3	-26.0	-29.7	50.2	4.0	-0.1	1.7	34.7	4.7	-8.9
18200	Penerbitan semula media rakaman										
192 (19201 & 19202)	Pembuatan produk petroleum bertapis	6.2	32.0	8.7	3.4	-8.2	32.0	25.4	-9.6	4.9	-22.8
201	Pembuatan kimia asas, baja dan sebatian nitrogen, plastik dan getah sintetik dalam bentuk primer	15.5	-15.0	12.0	2.2	5.7	-10.8	2.4	-3.3	-3.4	-1.9
20111	Pembuatan gas perindustrian atau perubatan bukan organik dalam bentuk cecair atau mampat	74.4	-2.4	-26.4	-38.1	-2.7	60.8	7.6	2.4	-7.0	-18.7
20112 &	Pembuatan kimia organik asas	14.6	-19.9	20.9	-3.1	9.5	-15.5	8.5	-5.8	-1.8	-0.9
20113	Pembuatan sebatian bukan organik										
20121 &	Pembuatan baja	22.5	-1.3	-13.0	46.2	9.8	-12.3	-5.3	-3.4	4.7	-6.0
20129	Pembuatan produk campuran nitrogen										
20131	Pembuatan plastik dalam bentuk primer	10.3	-13.0	7.5	9.5	-5.6	-8.9	-10.2	3.1	-12.8	-1.0
	Industri lain	21.8	-0.1	23.8	-10.8	42.2	2.3	19.6	-9.8	29.9	-3.8
202 & 203	Pembuatan produk kimia lain dan serat buatan manusia	6.3	-4.5	6.6	17.0	9.1	-2.7	10.9	6.1	4.4	-2.5
20210	Pembuatan racun perosak dan produk agrokimia lain	13.7	-6.5	4.6	23.7	33.1	-12.2	1.2	30.2	19.2	-4.9
20221	Pembuatan cat, varnis dan penyadur dan mastik	15.3	5.5	0.9	42.4	5.0	-6.3	0.6	5.2	4.5	-5.2
20222	Pembuatan dakwat cetak	7.6	3.1	-6.2	6.3	17.1	-1.0	-4.9	1.4	15.1	-4.8
20231 &	Pembuatan sabun dan bahan pencuci, penyediaan membersih dan mengilat	2.8	-12.7	18.5	4.6	8.4	0.4	22.3	-2.8	0.1	-0.3
20232	Pembuatan pewangi dan penyediaan dandanan diri										
20291 &	Pembuatan plat fotografi, filem, sensitized paper dan other sensitized unexposed materials										
20292 &	Pembuatan dakwat menulis dan melukis	0.1	-2.0	-3.3	13.0	4.0	1.5	11.1	15.4	2.8	-0.6
20299	Pembuatan produk kimia lain t.t.t.l.										
	Industri lain	12.1	3.9	14.1	-20.5	7.5	8.8	28.2	-7.0	0.2	2.8
210	Pembuatan produk farmaseutikal, kimia perubatan dan botani	8.1	6.8	6.4	-0.1	0.4	3.7	7.7	-4.5	5.3	-6.7
21001	Pembuatan bahan aktif ubat-ubatan untuk digunakan oleh bidang farmakologi dalam pembuatan ubat-ubatan	10.2	10.3	3.9	-2.4	3.3	3.5	6.3	-6.6	9.2	-7.4
	Industri lain	-1.1	-10.3	21.3	11.5	-12.4	4.9	15.3	5.6	-11.5	-3.2
221	Pembuatan produk getah	20.1	18.1	-26.3	-17.0	-0.3	13.7	-15.9	-6.7	-2.0	-7.8
22111	Pembuatan tayar getah untuk kenderaan	-8.4	-13.7	118.9	-25.0	-15.6	-4.2	-21.9	-21.0	-0.8	-4.4
22112	Pembuatan bunga tayar yang boleh ditukar ganti dan tayar celup	5.7	-10.7	-8.0	26.6	-12.4	3.9	6.6	-3.1	4.7	-10.0
22191 &	Pembuatan produk lain daripada getah asli atau sintetik, tidak divulkan, divulkan atau dikeraskan	-1.8	-6.8	-21.2	7.1	-8.8	21.4	-3.9	-8.5	-7.8	-5.2
22193	Pengilangan semula getah dan prosesan susu getah										
22192	Pembuatan sarung tangan getah	27.7	25.5	-34.3	-21.8	4.3	15.9	-19.5	-5.7	-1.0	-8.9
22199	Pembuatan produk getah lain yang t.t.t.l.	8.9	-0.2	-9.8	6.4	-6.6	4.9	0.5	-3.0	-4.2	-5.9
222	Pembuatan produk plastik	6.7	9.5	-1.3	1.0	-2.3	9.4	-1.0	-3.8	-3.9	-4.4
22201 &	Pembuatan produk plastik separa siap	10.6	12.4	-4.6	-5.7	-7.1	15.3	-5.3	-9.1	-6.9	-4.6
22202	Pembuatan produk plastik siap										
22203	Pembuatan artikel plastik untuk pembungkusan barangan	8.1	5.9	8.2	3.5	1.9	21.0	4.1	-2.2	1.6	-3.6
22204	Pembuatan barangan plastik jurubina	17.2	26.6	14.1	-2.1	-2.7	16.8	1.6	-7.7	-3.1	-13.1
22205	Pembuatan pinggan mangkuk, peralatan dapur dan barangan tandas daripada plastik	10.4	19.4	6.9	17.5	12.6	12.7	5.4	-4.9	6.3	-13.0
22209	Pembuatan pelbagai produk plastik t.t.t.l.	0.9	6.4	-9.4	1.3	-6.7	-11.6	-7.0	1.3	-10.4	-0.4
231 (23101 & 23102 & 23109)	Pembuatan kaca dan produk kaca	6.8	-23.8	-33.9	43.0	19.0	-10.2	-5.1	5.5	3.0	9.0

Jadual Table **1.4c** : Nilai Jualan Sektor Pembuatan Mengikut Kumpulan: Perubahan Peratusan Bulanan/Suku Tahunan
 : Sales Value of Manufacturing Sector by Group: Monthly/Quarterly Percentage Change

Kod Kumpulan Group code	Keterangan Kumpulan/Tempoh	2021				2022				Jan.	Feb.
		Q1	Q2	Q3	Q4	Q1	Q2	Q3	Q4		
239	Pembuatan pengeluaran galian bukan logam t.t.t.l.	5.9	-20.0	-7.0	34.5	10.2	-10.4	-0.5	7.7	4.7	-5.1
23911	Pembuatan mortar refraktori dan konkrit &	20.3	-30.6	-39.8	101.5	11.1	-23.6	-1.6	11.2	3.9	-6.5
23921	Pembuatan seramik bukan refraktori										
23930	Pembuatan produk porselin dan seramik lain	16.9	-3.2	-3.0	17.8	-3.0	5.3	-3.8	-3.5	-2.9	0.1
23941	Pembuatan simen hidroliik	1.2	-18.9	-21.6	53.8	8.4	-5.7	-0.1	12.5	-2.9	3.3
23951	Pembuatan konkrit dan mortar siap bancuh dan bancuhan kering	5.1	-17.9	5.9	37.1	4.4	-7.3	1.0	6.4	2.8	-6.6
23952	Pembuatan konkrit pratuangan, simen atau artikel batu buatan yang digunakan dalam pembinaan;										
23953	Pembuatan komponen struktur pasang siap untuk bangunan atau kejuruteraan awam dari simen, batu atau konkrit buatan &	2.5	-21.2	-0.9	24.4	11.3	-14.4	-1.5	7.0	6.6	-10.5
23959	Pembuatan artikel konkrit, simen dan plaster lain t.t.t.l.										
23990	Pembuatan produk mineral bukan logam lain t.t.t.l. Industri lain	19.4	-16.6	3.9	7.8	23.2	-6.6	0.8	3.5	21.7	-1.2
		22.1	-25.9	-5.3	44.2	19.7	-15.2	-1.0	4.2	13.0	-4.5
241 (24101 & 24102 & 24103 & 24104 & 24109)	Pembuatan besi dan keluli asas	-4.0	-20.7	15.6	30.1	-4.0	-18.6	7.6	19.4	3.4	-11.9
242 (24201 & 24202 & 24209)	Pembuatan logam asas berharga dan logam bukan ferus lain	0.2	-23.8	2.4	34.6	0.7	-17.1	0.7	24.0	-3.0	0.9
243	Pengacuan logam	-0.9	3.0	-9.9	34.7	-3.3	6.2	-6.0	14.1	-10.4	-3.9
251 & 252	Pembuatan produk struktur logam, tangki, takungan, penjana wap, senjata dan peluru	5.1	-13.0	-5.7	29.8	9.4	-8.3	-3.8	10.3	11.5	-12.7
25113	Pembuatan pintu, tingkap dan bingkai, penutup tingkap dan pintu pagar daripada logam &	6.4	-17.4	-0.8	24.6	16.6	-13.1	-5.5	11.0	19.7	-14.8
25119	Pembuatan produk struktur logam lain										
25120	Pembuatan tangki, takungan dan kontena daripada logam Industri lain	3.9	0.1	-16.3	45.0	-7.4	6.6	-1.2	9.3	-7.8	-5.8
		-13.2	-15.0	-15.5	25.1	4.1	-10.2	14.2	3.8	5.2	-13.1
259	Pembuatan lain-lain produk yang direka daripada logam; aktiviti perkhidmatan kerja logam	7.2	-11.6	-16.6	37.0	0.7	0.4	-7.8	9.2	-0.4	-6.3
25910	Tempaan, tekanan, hentakan dan bentuk gelekkan logam; serbuk metalurgi	18.3	-4.4	-11.0	28.7	6.1	2.0	3.2	3.6	0.5	-2.9
25920	Rawatan dan penyalutan logam; menggunakan mesin	40.1	-15.9	-11.9	44.5	-2.5	2.0	1.4	16.8	-3.9	-6.2
25991	Pembuatan tin untuk produk makanan dan minuman, tiub dan kotak boleh dilipat	-3.9	-10.9	-3.1	17.1	-2.1	-9.9	1.0	-1.4	0.2	-9.5
25992	Pembuatan kabel, plaited bands (jalur/pita berpintal) dan artikel seumpamanya daripada logam &	8.3	-22.5	-23.6	56.3	2.7	-4.2	-20.8	11.3	1.7	-8.1
25993	Pembuatan bolt, skru, nat dan produk uliran seumpamanya										
25994	Pembuatan barangan rumah daripada logam	54.9	11.3	-17.6	0.1	11.0	0.6	7.9	-0.8	7.2	-8.2
25999	Pembuatan produk lain yang direka daripada logam t.t.t.l. Industri lain	-2.7	5.6	-22.4	33.6	-3.8	17.4	-5.2	14.3	-6.6	-0.1
		11.6	11.4	-6.8	15.6	8.5	-5.0	2.4	17.6	19.3	-20.6
261	Pembuatan komponen dan papan elektronik	4.2	-7.9	20.8	5.9	4.5	2.3	16.4	0.5	-12.3	11.4
26101	Pembuatan diod, transistor dan alatan semikonduktor yang seumpamanya &	0.8	-7.1	16.4	11.8	11.0	-0.8	11.8	0.2	-6.0	11.7
26102	Pembuatan litar elektronik bersepadu dengan pemasangan mikro										
26103	Pembuatan kapasitor dan perintang elektrik &										
26104	Pembuatan papan litar bercetak &	10.8	-10.0	28.2	-2.8	-5.0	7.6	24.5	0.3	-22.5	13.3
26105	Pembuatan komponen paparan										
26109	Pembuatan komponen lain untuk aplikasi elektronik	-9.9	3.8	10.8	14.3	-2.5	7.2	11.8	7.5	-4.5	-10.7
262 (26201 & 26202)	Pembuatan komputer dan kelengkapan peranti	-2.0	12.4	-29.7	32.7	6.4	11.5	-26.4	10.0	2.5	8.4
263/ 26300	Pembuatan peralatan komunikasi	-3.5	-19.8	-4.9	19.6	-4.0	-4.0	1.2	8.1	-11.4	-1.3
264/ 26400	Pembuatan peralatan elektronik pengguna	-4.1	-9.9	2.5	28.9	-3.9	-8.3	11.3	-6.4	1.2	-8.4
265	Pembuatan kelengkapan mengukur, menguji, memandu arah dan kawalan; jam tangan dan jam	-6.7	-13.1	24.8	23.6	0.7	-11.5	25.0	4.3	3.8	-31.6
26511	Pembuatan kelengkapan mengukur, menguji, memandu arah dan kawalan &	-7.8	-14.2	27.3	20.9	4.2	-14.5	27.4	4.8	5.3	-33.3
26512	Pembuatan kelengkapan kawalan proses perindustrian										
26520	Pembuatan jam tangan dan jam dan bahagiannya	1.8	-5.2	8.5	43.7	-21.2	13.1	10.1	0.4	-8.6	-16.5
266/ 26600	Pembuatan peralatan penyinaran, perubahan elektro dan elektroterapeutik	18.4	9.9	2.3	-32.2	-33.5	31.3	6.9	3.4	-9.5	1.8

2022												2023		Group Description/Period
Mac	Apr.	Mei	Jun	Jul.	Ogo.	Sep.	Okt.	Nov.	Dis.	Jan.	Feb.			
6.1	-6.6	-10.5	3.1	0.2	2.5	-1.7	-0.6	11.0	3.9	3.5	2.6	Manufacture of non-metallic mineral products n.e.c.		
												Manufacture of refractory mortars and concretes		
5.3	-22.6	-13.4	22.2	-10.8	-1.7	8.4	-4.3	12.7	6.2	-1.3	3.9	Manufacture of non-refractory ceramic		
-2.4	5.5	0.9	2.3	-0.7	-5.2	-4.1	-0.6	1.3	2.6	3.3	-4.8	Manufacture of other porcelain and ceramic products		
6.0	-3.7	-10.7	1.5	0.1	5.0	-1.8	3.6	11.2	1.9	8.1	0.3	Manufacture of hydraulic cement		
6.9	-8.4	-1.6	0.6	-0.7	4.3	-2.9	-3.5	12.6	6.9	2.3	2.5	Manufacture of ready-mix and dry-mix concrete and mortars		
												Manufacture of precast concrete, cement or artificial stone articles for use in construction		
5.4	-4.0	-16.2	0.7	3.0	3.2	-2.3	-1.3	10.4	5.4	1.0	3.1	Manufacture of prefabricated structural components for building or civil engineering of cement, concrete or artificial stone		
												Manufacture of other articles of concrete, cement and plaster n.e.c.		
9.2	-10.4	-8.4	14.4	-0.3	-5.4	-3.4	1.4	10.2	-1.1	1.5	10.5	Manufacture of other non-metallic mineral products n.e.c.		
7.9	-15.0	-3.0	-5.2	-2.0	5.9	5.3	-8.4	12.1	-0.4	15.0	-2.7	Other industry		
5.5	-6.8	-13.5	-9.9	-6.6	32.5	19.4	-1.3	0.7	-2.5	-0.6	3.3	Manufacture of basic iron and steel		
1.1	-1.7	-21.0	-10.0	-0.1	14.7	21.7	4.4	-1.6	4.5	-4.7	0.9	Manufacture of basic precious and other non-ferrous metals		
11.5	6.3	-5.8	-6.0	-14.4	21.8	5.7	-0.4	5.1	1.7	-9.1	-2.6	Casting of metals		
1.0	-4.7	-3.2	7.5	-6.4	-0.4	-2.2	5.0	3.6	12.6	4.3	-8.3	Manufacture of structural metal products, tanks, reservoirs , steam generators , weapons and ammunition		
												Manufacture of metal doors, windows and their frames, shutters and gates		
2.1	-10.0	-1.0	4.1	-6.7	-1.7	0.0	4.0	3.0	15.4	6.0	-5.0	Manufacture of other structural metal products		
												Manufacture of tanks, reservoirs and containers of metal		
-2.5	11.7	-8.7	16.0	-6.6	1.0	-5.1	7.0	5.2	5.6	0.6	-17.1	Other industry		
3.9	-10.6	-1.1	10.8	3.6	18.5	-22.3	8.1	2.3	18.5	-0.1	-5.7	Manufacture of other fabricated metal products; metal working service activities		
2.8	9.2	-11.0	-1.3	-4.4	1.5	1.0	5.3	0.6	6.3	1.3	0.6	Forging, pressing, stamping and roll-forming of metal; powder metallurgy		
7.1	0.2	-4.9	4.7	-0.6	2.8	1.5	3.0	-1.5	-0.8	0.4	-2.6	Treatment and coating of metals; machining		
11.1	3.2	-12.8	9.5	1.3	-9.9	18.0	3.2	-0.8	17.0	9.0	-3.9	Manufacture of tins and cans for food products, collapsible tubes and boxes		
-1.3	-0.7	-12.4	10.6	-4.4	5.8	-1.4	-3.8	-0.4	5.6	-0.3	1.4	Manufacture of metal cable, plaited bands and similar articles		
												Manufacture of bolts, screws, nuts and similar threaded products		
3.9	3.7	-5.3	-12.1	-9.3	-2.7	-3.3	12.4	-0.8	8.3	1.8	2.0	Manufacture of metal household articles		
18.0	-9.3	1.9	3.6	9.3	-5.0	-2.6	2.0	-2.1	6.4	7.8	-2.8	Manufacture of any other fabricated metal products n.e.c.		
-4.1	40.6	-21.5	0.8	-3.7	9.2	2.1	5.0	4.2	4.6	-3.4	2.4	Other industry		
13.4	3.6	-12.1	-1.5	7.2	3.0	-2.8	10.6	10.9	0.2	15.6	0.4	Manufacture of electronic components and boards		
16.3	-15.9	3.2	13.3	-5.6	12.1	11.8	-6.7	-2.9	-4.5	-12.8	11.9	Manufacture of diodes, transistors and similar semiconductor devices		
17.4	-16.6	-2.3	15.8	-8.2	12.5	8.4	-3.8	-7.6	0.9	-14.5	10.0	Manufacture of electronic integrated circuits micro assemblies		
												Manufacture of electrical capacitors and resistors		
14.2	-15.5	12.8	10.0	-1.0	11.7	16.2	-11.5	5.1	-11.4	-10.6	15.4	Manufacture of printed circuit boards		
												Manufacture of display components		
18.2	-7.9	8.9	6.5	-9.2	9.7	22.9	1.5	-9.3	-12.0	-7.2	4.2	Manufacture of other components for electronic applications		
-8.2	38.7	-30.5	13.8	-16.9	6.6	-32.8	47.0	-8.3	8.0	2.1	9.7	Manufacture of computers and peripheral equipment		
28.2	-26.0	3.2	26.3	-32.1	24.8	25.2	-15.3	0.7	9.7	-12.4	4.4	Manufacture of communication equipment		
19.1	-7.3	-15.6	4.6	3.2	10.9	10.5	-13.9	5.2	-13.7	-5.5	3.8	Manufacture of consumer electronics		
15.6	-17.9	2.8	30.9	-1.1	6.2	4.4	-1.2	-0.1	1.9	-7.1	-14.4	Manufacture of measuring, testing, navigating and control equipment; watches and clocks		
												Manufacture of measuring, testing, navigating and control equipment		
16.7	-21.4	3.8	33.1	-1.5	7.0	5.8	-2.5	-0.2	4.3	-6.7	-14.5	Manufacture of industrial process control equipment		
7.8	10.3	-2.8	17.6	1.3	0.7	-5.2	9.0	0.5	-15.1	-10.4	-13.7	Manufacture of watches and clocks and parts		
11.1	29.1	-24.6	42.7	-10.6	15.9	-15.0	5.2	17.0	-17.4	-10.8	2.4	Manufacture of irradiation, electromedical and electrotherapeutic equipment		

Jadual Table **1.4c** : Nilai Jualan Sektor Pembuatan Mengikut Kumpulan: Perubahan Peratusan Bulanan/Suku Tahunan
: Sales Value of Manufacturing Sector by Group: Monthly/Quarterly Percentage Change

Kod Kumpulan Group code	Keterangan Kumpulan/Tempoh	2021				2022				Jan.	Feb.
		Q1	Q2	Q3	Q4	Q1	Q2	Q3	Q4		
267 (26701 & 26702) & 268 (26800)	Pembuatan peralatan optikal, kelengkapan fotografi, media magnetik dan optikal	-10.0	3.5	-3.2	50.7	-11.5	5.4	19.2	-1.6	-14.8	-3.7
271	Pembuatan motor elektrik, penjana, transformer dan perkakasan pengagihan dan pengawalan elektrik	-4.2	10.6	4.0	16.5	2.9	9.1	9.9	-3.9	-5.7	-3.4
27101	Pembuatan motor elektrik, penjana dan transformer	-11.4	8.2	7.6	9.7	-1.7	9.5	1.0	-7.7	-8.1	-12.6
27102	Pembuatan perkakasan pengagihan dan pengawalan elektrik	0.6	12.1	1.9	20.6	5.4	8.9	14.4	-2.2	-4.3	1.8
272/ 27200	Pembuatan bateri dan akumulator	-21.9	25.2	20.8	-9.1	-8.5	12.2	43.0	7.6	10.5	-12.9
273	Pembuatan pendawaian dan peranti pendawaian	-2.9	7.7	3.6	11.9	-10.0	1.6	-0.9	-7.3	-4.9	-7.3
27310	Pembuatan kabel gantian optikal	3.4	-0.1	36.1	15.1	-14.4	10.9	-6.3	3.2	-25.4	-0.1
27320	Pembuatan wayar dan kabel elektronik dan elektrik lain	-4.1	6.7	3.1	12.6	-10.4	1.4	0.4	-7.2	-5.4	-7.4
27330	Pembuatan alatan pendawaian pembawa dan bukan pembawa arus untuk litar elektrik (tanpa mengira jenis bahan)	15.3	24.4	-0.8	1.0	-2.0	0.8	-15.7	-14.6	15.5	-10.0
274/ 27400	Pembuatan kelengkapan pencahayaan elektrik	-12.2	6.9	4.0	17.9	-2.0	6.5	12.6	-1.8	5.2	7.4
275/ 27500	Pembuatan perkakasan domestik	-7.5	1.1	4.9	15.5	-12.1	5.4	10.0	-3.3	-7.7	-18.5
279/ 27900	Pembuatan kelengkapan elektrik lain	-9.7	15.0	4.4	8.6	-10.6	-4.3	11.6	5.5	-13.7	-3.1
281 & 282	Pembuatan jentera kegunaan umum dan kegunaan khas	-1.6	19.7	-5.6	7.1	-9.6	14.5	-2.7	5.6	-4.6	-7.5
28120 & 28130	Pembuatan alat-alat kuasa bendalir & Pembuatan pam, pemampat, kepala paip dan injap lain	-1.7	22.2	-9.3	21.6	-36.7	41.2	13.5	0.2	-30.2	-9.6
28180 & 28220	Pembuatan alatan tangan yang menggunakan kuasa dilengkapi dengan motor elektrik atau bukan motor elektrik atau pneumatik & Pembuatan jentera pembentukan logam dan alatan mesin	12.1	24.1	-10.5	4.0	-16.3	26.5	-6.1	5.8	-10.8	-5.1
28192	Pembuatan mesin penyaman udara, termasuk untuk kenderaan bermotor	1.8	13.8	-6.4	10.8	-6.0	6.0	-20.8	-3.2	4.1	-5.9
28290	Pembuatan lain-lain mesin bertujuan khas t.t.t.l. Industri lain	-24.6	35.4	-7.6	2.0	0.7	21.8	16.5	13.0	1.4	-10.0
291 (29101 & 29102)	Pembuatan kenderaan bermotor	-25.2	-17.3	5.4	64.2	-26.1	-5.4	6.2	44.0	-21.3	-7.4
292/ 29200	Pembuatan kerangka (coachwork) untuk kenderaan bermotor; pembuatan treler dan semi treler	9.8	13.8	-27.1	58.1	-1.2	4.6	-26.2	37.8	0.2	-13.6
293/ 29300	Pembuatan alat ganti dan aksesori untuk kenderaan bermotor	-0.7	-10.2	-11.6	29.1	0.2	4.1	8.5	-2.9	-1.6	-2.4
301 (30110 & 30120)	Pembinaan kapal dan bot	-3.0	-5.3	7.9	27.8	-17.9	-9.4	1.0	31.3	-7.1	-8.2
302, 303, 304 & 309	Pembuatan lokomotif keretapi, rolling stock, kapal angkasa dan udara, jentera berkaitan, kenderaan tempur ketenteraan, dan kelengkapan pengangkutan t.t.t.l.	0.8	-14.8	-17.3	39.8	2.0	1.2	-4.0	18.0	-1.3	-11.2
30910	Pembuatan motosikal	12.1	-10.4	-29.5	33.0	5.5	22.6	-1.5	13.1	-3.2	-9.1
30920	Pembuatan basikal dan invalid carriages Industri lain	-11.1	-20.3	-6.3	40.8	-2.7	9.2	-2.0	12.7	-4.6	-17.9
310	Pembuatan perabot	-4.3	-31.3	-11.0	65.9	5.1	-23.5	-3.1	21.5	7.9	-11.2
31001	Pembuatan perabot kayu dan rotan Industri lain	-5.9	-40.5	-21.5	65.1	14.3	-30.7	3.6	16.6	12.2	-12.1
321 (32110 & 32120)	Pembuatan barang kemas, bijouterie dan artikel berkaitan	5.0	4.3	-57.3	99.6	3.5	35.0	-16.1	-0.3	11.6	-15.6
322, 325 & 329	Pembuatan instrumen muzik, peralatan dan bekalan perubatan dan pergigian dan pembuatan lain t.t.t.l.	2.4	-1.0	2.7	9.6	1.4	-0.5	5.8	-6.1	0.02	-2.9
32901	Pembuatan alat tulis Industri lain	18.1	1.5	-15.3	5.6	5.7	6.8	15.0	-17.1	0.8	-2.2
323/ 32300	Pembuatan barangan sukan	-17.1	5.0	-37.4	34.8	11.4	-6.3	-7.5	19.6	-0.3	1.1
324/ 32400	Pembuatan permainan dan mainan	-12.3	6.7	-12.2	41.2	-3.3	-2.7	-27.3	11.3	1.2	-2.5
331 & 332	Pembaikan pemasangan produk logam, jentera, kelengkapan dan pemasangan jentera perindustrian dan kelengkapan	-2.7	-21.0	4.1	35.3	-4.6	-18.0	4.1	30.4	-1.7	-13.3
33150	Pembaikan dan penyelenggaraan kelengkapan pengangkutan kecuali motosikal dan basikal Industri lain	-6.1	-22.2	10.7	34.1	-2.0	-14.3	8.7	24.8	-8.4	-18.6
		-0.9	-20.4	0.9	36.0	-6.0	-20.0	1.4	34.0	2.1	-10.6
	Jumlah Pembuatan	0.5	2.6	1.1	11.8	-2.7	6.8	5.4	1.5	-3.4	-5.2

												2022						2023	
Mac	Apr.	Mei	Jun	Jul.	Ogo.	Sep.	Okt.	Nov.	Dis.	Jan.	Feb.	Group Description/Period							
18.3	-9.6	-9.9	41.5	-0.5	1.5	-4.6	-6.7	12.6	-0.3	-8.1	1.8	Manufacture of optical instruments, photographic equipment, magnetic and optical media							
16.8	3.2	-11.4	14.4	1.6	5.8	-2.2	-2.2	-1.0	-4.3	-0.6	-6.6	Manufacture of electric motors, generators, transformers and electricity distribution and control apparatus							
19.1	10.0	-16.8	14.6	0.8	-1.5	-4.3	-4.5	8.1	-14.8	1.2	-8.7	Manufacture of electric motors, generators and transformers							
15.7	-0.2	-8.4	14.3	2.0	9.4	-1.3	-1.2	-4.8	0.6	-1.3	-5.8	Manufacture of electricity distribution and control apparatus							
8.3	-5.0	10.6	28.3	4.2	8.9	21.3	4.7	-21.8	11.3	-15.6	-13.6	Manufacture of batteries and accumulators							
1.7	10.9	-12.3	4.2	-0.6	4.8	-5.0	-4.7	-1.6	0.5	-2.3	0.7	Manufacture of wiring and wiring devices							
6.6	16.8	-14.9	3.5	2.5	6.1	-26.9	6.5	18.0	15.6	2.3	-7.2	Manufacture of fibre optic cables							
0.3	11.9	-12.6	4.2	0.03	5.5	-3.9	-4.8	-2.3	-0.5	-2.3	1.0	Manufacture of other electronic and electric wires and cables							
18.0	-3.2	-7.4	5.6	-10.2	-6.5	-9.0	-8.3	-1.4	7.5	-5.4	2.1	Manufacture of current-carrying and non current-carrying wiring devices for electrical circuits regardless of material							
15.6	-10.5	4.6	8.2	-5.0	15.3	2.1	-12.3	7.4	1.8	-11.6	1.0	Manufacture of electric lighting equipment							
13.4	9.1	-9.1	5.3	1.9	13.1	-2.7	-4.7	-2.3	2.8	-12.3	0.4	Manufacture of domestic appliances							
5.0	-9.6	-2.5	16.2	-8.9	13.4	7.9	-2.7	-1.5	0.3	-1.4	-2.6	Manufacture of other electrical equipment							
1.1	20.0	-9.4	11.5	-10.9	8.3	-1.7	0.2	2.8	5.6	-12.6	-4.5	Manufacture of general-purpose and special-purpose machinery							
												Manufacture of fluid power equipment							
-1.8	58.1	-17.4	19.0	-8.3	27.3	-0.8	2.6	-8.8	-9.8	-17.2	0.5	Manufacture of other pumps, compressors, taps and valves							
												Manufacture of power-driven hand tools with self-contained electric or non-electric motor or pneumatic drives							
-5.1	36.9	-6.4	5.3	-4.3	-4.6	0.1	-0.2	10.0	2.6	-15.9	-4.3	Manufacture of metal-forming machinery and machine tools							
0.9	17.7	-16.8	9.1	-21.0	5.1	-7.2	0.2	-4.8	9.8	-6.7	-4.9	Manufacture of air-conditioning machines, including for motor vehicles							
9.9	12.8	-10.9	41.7	-14.9	18.4	4.2	-0.7	-1.4	18.4	-22.5	-6.8	Manufacture of other special-purpose machinery n.e.c.							
2.2	6.4	-0.6	1.6	-4.2	12.4	-3.2	0.7	9.3	0.3	-5.1	-3.8	Other industry							
0.9	1.8	-8.3	1.1	1.6	1.2	18.1	7.0	30.7	-0.4	-17.5	-13.1	Manufacture of motor vehicles							
42.9	6.2	-17.6	-21.3	-15.2	8.1	14.2	20.4	7.7	-7.5	1.9	-8.3	Manufacture of bodies (coachwork) for motor vehicles; manufacture of trailers and semi-trailers							
19.8	-5.5	-3.9	4.5	6.4	3.7	-6.0	-8.1	16.9	-6.4	0.4	-0.8	Manufacture of parts and accessories for motor vehicles							
10.8	5.5	-32.9	20.6	-1.5	-1.3	17.0	29.5	-8.1	-8.6	8.1	0.9	Building of ships and boats							
20.3	3.8	-15.5	1.0	-1.9	2.4	4.4	12.2	4.1	-3.7	-15.2	-7.8	Manufacture of railway locomotives, rolling stock, air and spacecraft, related machinery, military fighting vehicles and transport equipment n.e.c							
12.4	23.2	-7.2	-0.2	2.8	-1.9	-0.9	4.6	13.7	0.9	-19.8	-7.1	Manufacture of motorcycles							
36.0	-0.9	-4.1	-1.9	-5.0	6.8	4.0	10.4	-0.1	-7.7	-16.3	-4.9	Manufacture of bicycles and invalid carriages							
16.4	-1.3	-25.4	3.6	-2.6	2.3	7.7	17.3	2.0	-3.9	-12.1	-9.7	Other industry							
8.1	-15.3	-9.0	-15.5	1.9	3.6	23.5	0.6	7.1	-1.0	3.6	-4.7	Manufacture of furniture							
13.2	-28.7	-9.2	-1.0	-0.6	4.1	16.5	-0.9	9.8	-3.7	5.3	0.3	Manufacture of wooden and cane furniture							
2.6	1.0	-8.8	-27.9	4.9	3.0	31.2	2.0	4.5	1.8	2.0	-9.6	Other industry							
3.6	35.2	8.3	-5.6	-24.5	7.6	20.5	-17.2	10.4	-7.0	4.2	-11.9	Manufacture of jewellery, bijouterie and related articles							
2.4	3.0	-5.9	-0.2	5.3	4.9	-1.6	-9.1	3.2	1.9	1.5	2.9	Manufacture of musical instruments, medical and dental instruments and supplies and other manufacturing n.e.c.							
7.6	0.4	0.9	4.3	15.4	4.4	-18.1	-5.7	-0.5	-0.8	14.3	-0.7	Manufacture of stationery							
0.9	3.9	-8.0	-1.7	1.7	5.1	5.0	-10.2	4.4	2.7	-2.3	4.1	Other industry							
8.4	4.1	-20.2	-5.7	8.4	-12.4	16.0	8.0	7.4	0.5	6.3	-4.0	Manufacture of sports goods							
-1.7	20.3	-6.4	-42.5	-2.9	16.6	9.2	-0.3	7.1	-11.7	-0.8	-14.5	Manufacture of games and toys							
27.1	-6.6	-32.0	0.6	1.9	10.1	29.7	3.2	9.9	-6.7	-4.5	-3.4	Repair of fabricated metal products, machinery and equipment and installation of industrial machinery and equipment							
66.0	-10.6	-37.6	-0.6	7.5	8.1	46.1	-6.8	9.6	-8.2	-8.3	-4.4	Repair and maintenance of transport equipment except motorcycles and bicycles							
9.5	-3.9	-28.4	1.3	-1.1	11.3	20.2	10.1	10.2	-5.9	-2.3	-2.9	Other industry							
9.8	2.3	-4.0	8.1	-3.3	6.1	2.7	-1.8	0.2	-1.7	-5.4	-1.9	Total Manufacturing							

Jadual **1.5a** : Bilangan Pekerja Bergaji Sektor Pembuatan Mengikut Kumpulan
 Table : Number of Paid Employees of Manufacturing Sector by Group

Kod Kumpulan Group code	Keterangan Kumpulan/Tempoh	2021	2022	2021			
				Q1	Q2	Q3	Q4
101	Pemprosesan dan pengawetan daging	12,960	13,600	13,037	13,006	13,491	12,960
102	Pemprosesan dan pengawetan ikan, krustasea dan moluska	15,912	16,751	16,315	15,839	15,917	15,912
10201 & 10202	Pengetinan ikan, krustasea dan moluska	13,320	14,170	13,913	13,579	13,478	13,320
	Industri lain	2,592	2,581	2,402	2,260	2,439	2,592
103	Pemprosesan dan pengawetan buah-buahan dan sayur - sayuran	10,179	9,962	11,339	11,265	10,290	10,179
10303 & 10304	Pengetinan nanas	551	620	1,129	1,109	546	551
	Pembuatan jem, marmalad dan sajian jeli Industri lain	9,628	9,342	10,210	10,156	9,744	9,628
104	Pembuatan minyak dan lemak daripada sayuran dan haiwan	79,500	84,266	77,416	77,731	79,380	79,500
10404 & 10406	Pembuatan minyak sayuran mentah dan bertapis	3,832	4,052	3,686	3,657	3,657	3,832
10405	Pembuatan sebatian lemak masakan	2,424	2,542	2,388	2,363	2,362	2,424
	Industri lain	73,243	77,672	71,342	71,711	73,361	73,243
105	Pembuatan produk tenusu	13,179	13,321	13,757	13,848	13,864	13,179
10502	Pembuatan susu pekat, tepung dan sejat Industri lain	9,781	9,674	10,152	10,194	10,245	9,781
		3,398	3,648	3,604	3,654	3,619	3,398
106	Pembuatan produk bijian, kanji dan produk berkanji	10,808	11,197	10,535	10,530	10,852	10,808
10611	Pengilangan beras	4,849	5,307	4,881	4,832	5,157	4,849
10613	Pengilangan tepung Industri lain	4,889	4,921	4,640	4,710	4,729	4,889
		1,070	969	1,014	988	966	1,070
107	Pembuatan produk makanan lain	123,320	130,228	121,149	121,787	122,231	123,320
10711	Pembuatan biskut dan cookies	14,344	14,486	11,993	11,983	11,983	14,344
10712	Pembuatan roti, kek dan produk bakeri lain	30,260	31,304	28,682	30,085	30,498	30,260
10713	Pembuatan produk snek	8,428	8,846	8,860	8,815	8,428	8,428
10721	Pembuatan gula	1,765	1,744	1,818	1,799	1,822	1,765
10731	Pembuatan produk koko	2,576	2,563	2,679	2,634	2,603	2,576
10732 & 10733	Pembuatan coklat dan produk coklat	8,033	7,861	8,676	8,561	8,433	8,033
10793	Pembuatan konfeksi gula	9,997	11,546	9,512	9,316	9,413	9,997
10799	Pembuatan sos dan bahan perasa Industri lain	13,664	15,127	14,596	14,380	14,432	13,664
		34,254	36,752	34,333	34,213	34,619	34,254
108/10800	Pembuatan makanan haiwan tersedia	14,893	15,573	17,733	17,700	15,829	14,893
110	Pembuatan minuman ringan	15,951	16,373	16,115	15,637	16,029	15,951
11041	Pembuatan minuman ringan	10,302	10,622	10,327	10,195	10,108	10,302
11042	Pengeluaran air mineral semulajadi dan minuman lain yang dibotolkan Industri lain	3,995	3,923	4,227	3,960	4,063	3,995
		1,653	1,828	1,560	1,482	1,859	1,653
120/12000	Pembuatan produk tembakau	1,199	1,232	1,412	1,151	1,196	1,199
131	Pemintalan, penenunan dan penyiapan tekstil	13,289	13,055	13,445	13,081	13,173	13,289
13110 & 13120	Penyediaan dan pemintalan gantian tekstil	9,209	8,882	9,712	9,494	9,252	9,209
13132	Penenunan tekstil	3,647	3,762	3,054	3,055	3,373	3,647
	Pewarnaan, pelunturan, percetakan dan penyiapan akhir benang dan fabrik Industri lain	433	412	679	532	548	433
139	Pembuatan tekstil lain	14,450	14,816	13,939	13,946	14,120	14,450
13910	Pembuatan fabrik dikait dan dikrusye Industri lain	5,901	5,792	5,448	5,592	5,721	5,901
		8,548	9,024	8,492	8,354	8,400	8,548
141	Pembuatan pakaian, kecuali pakaian berbulu	41,493	42,584	40,980	39,166	38,661	41,493
14102	Pembuatan pakaian Industri lain	30,181	31,056	29,357	28,689	28,387	30,181
		11,312	11,528	11,623	10,477	10,273	11,312
142 & 143	Pembuatan artikel daripada kulit bulu dan pakaian yang dikait dan dikrusye	981	1,007	1,161	1,152	963	981
151 (15110 & 15120)	Penyamakan dan pembersihan kulit, pembuatan bagasi, beg tangan, pelana dan abah-abah pembersihan dan pewarnaan bulu	6,113	5,843	5,720	5,553	5,918	6,113
152	Pembuatan kasut	6,175	6,717	6,295	6,073	6,067	6,175
15201 & 15203	Pembuatan kasut kulit	3,399	3,748	3,486	3,312	3,238	3,399
	Pembuatan kasut getah Industri lain	2,776	2,969	2,809	2,760	2,829	2,776
161/16100	Pengilangan dan pengetaman kayu	25,587	25,101	24,769	22,858	25,401	25,587

2022		2022		2023		Group Description/Period
Q1	Q2	Q3	Q4	(Jan. - Feb.)	(Jan. - Feb.)	
13,034	13,064	13,471	13,600	13,355	13,965	Processing and preserving of meat
15,936	16,347	16,545	16,751	16,022	17,485	Processing and preserving of fish, crustaceans and molluscs
						<i>Canning of fish, crustaceans and molluscs</i>
13,433	13,704	13,881	14,170	13,495	14,801	<i>Processing, curing and preserving of fish, crustacean and molluscs</i>
2,503	2,643	2,664	2,581	2,527	2,684	<i>Other industry</i>
10,310	10,217	10,073	9,962	10,568	10,554	Processing and preserving of fruits and vegetable
						<i>Pineapple canning</i>
485	531	530	620	522	567	<i>Manufacture of jams, marmalades and table jellies</i>
9,825	9,686	9,543	9,342	10,046	9,987	<i>Other industry</i>
79,916	80,103	82,207	84,266	80,192	85,592	Manufacture of vegetable and animal oils and fats
						<i>Manufacture of crude and refined vegetable oil</i>
3,752	3,824	3,839	4,052	3,789	4,096	<i>Manufacture of compound cooking fats</i>
2,471	2,524	2,539	2,542	2,456	2,549	<i>Manufacture of coconut oil</i>
73,693	73,755	75,829	77,672	73,947	78,947	<i>Other industry</i>
13,036	13,292	13,178	13,321	12,961	13,363	Manufacture of dairy products
9,553	9,646	9,529	9,674	9,531	9,694	<i>Manufacture of condensed, powdered and evaporated milk</i>
3,482	3,646	3,649	3,648	3,430	3,668	<i>Other industry</i>
10,871	10,793	11,051	11,197	10,877	11,421	Manufacture of grain mill products, starches and starch products
4,994	4,962	5,239	5,307	4,993	5,458	<i>Rice milling</i>
4,872	4,843	4,828	4,921	4,865	5,037	<i>Flour milling</i>
1,005	987	983	969	1,019	927	<i>Other industry</i>
126,992	126,638	127,916	130,228	126,006	133,336	Manufacture of other food products
14,439	14,517	14,607	14,486	14,462	15,050	<i>Manufacture of biscuits and cookies</i>
29,286	29,408	29,997	31,304	29,442	31,680	<i>Manufacture of bread, cakes and other bakery products</i>
8,412	8,542	8,530	8,846	8,424	8,896	<i>Manufacture of snack products</i>
1,769	1,736	1,752	1,744	1,769	1,747	<i>Manufacture of sugar</i>
2,579	2,585	2,650	2,563	2,601	2,593	<i>Manufacture of cocoa products</i>
						<i>Manufacture of chocolate and chocolate products</i>
7,937	8,090	8,259	7,861	7,868	7,963	<i>Manufacture of sugar confectionery</i>
10,800	10,948	10,787	11,546	10,646	11,786	<i>Manufacture of sauces and condiments</i>
16,718	15,541	15,861	15,127	15,643	15,531	<i>Manufacture of other food products n.e.c.</i>
35,052	35,270	35,475	36,752	35,152	38,091	<i>Other industry</i>
14,820	15,469	15,437	15,573	14,866	15,668	Manufacture of prepared animal feeds
16,304	16,247	16,144	16,373	16,283	16,717	Manufacture of beverages
10,565	10,562	10,512	10,622	10,524	10,714	<i>Manufacture of soft drinks</i>
4,001	3,979	3,892	3,923	3,940	4,144	<i>Production of natural mineral waters and other bottled waters</i>
1,739	1,706	1,740	1,828	1,819	1,858	<i>Other industry</i>
1,413	1,170	1,198	1,232	1,432	1,443	Manufacture of tobacco products
13,206	12,839	13,084	13,055	13,126	13,098	Spinning, weaving and finishing of textiles
						<i>Preparation and spinning of textile fibres</i>
8,983	8,665	8,737	8,882	9,033	8,901	<i>Weaving of textiles</i>
						<i>Dyeing, bleaching, printing and finishing of yarns and fabrics</i>
3,750	3,731	3,889	3,762	3,601	3,721	<i>Other industry</i>
474	443	458	412	492	476	<i>Other industry</i>
14,378	14,821	14,813	14,816	14,393	14,756	Manufacture of other textiles
5,903	5,961	5,958	5,792	5,935	5,757	<i>Manufacture of knitted and crocheted fabrics</i>
8,475	8,859	8,855	9,024	8,458	8,998	<i>Other industry</i>
42,134	41,677	40,921	42,584	42,095	42,795	Manufacture of wearing apparel, except fur apparel
30,268	30,296	29,750	31,056	30,185	31,127	<i>Manufacture of clothings</i>
11,866	11,381	11,171	11,528	11,909	11,668	<i>Other industry</i>
1,020	1,030	1,010	1,007	1,010	1,068	Manufacture of articles of fur, knitted and crocheted apparel
						Tanning and dressing of leather; manufacture of luggage, handbags, saddlery and harness; dressing and dyeing of fur
6,050	5,698	5,831	5,843	6,113	6,023	
6,349	6,574	6,632	6,717	6,586	7,091	Manufacture of footwear
						<i>Manufacture of leather footwear</i>
3,501	3,619	3,660	3,748	3,639	3,840	<i>Manufacture of rubber footwear</i>
2,848	2,955	2,973	2,969	2,947	3,250	<i>Other industry</i>
25,671	25,235	25,553	25,101	25,797	25,710	Sawmilling and planning of wood

Jadual Table **1.5a** : Bilangan Pekerja Bergaji Sektor Pembuatan Mengikut Kumpulan
: Number of Paid Employees of Manufacturing Sector by Group

Kod Kumpulan Group code	Keterangan Kumpulan/Tempoh	2022					
		Jan.	Feb.	Mac	Apr.	Mei	Jun
101	Pemprosesan dan pengawetan daging	13,438	13,355	13,034	13,028	13,099	13,064
102	Pemprosesan dan pengawetan ikan, krustasea dan moluska	16,312	16,022	15,936	16,105	16,070	16,347
10201 & 10202	Pengetinan ikan, krustasea dan moluska	13,735	13,495	13,433	13,614	13,549	13,704
	Industri lain	2,577	2,527	2,503	2,491	2,521	2,643
103	Pemprosesan dan pengawetan buah-buahan dan sayur - sayuran	10,668	10,568	10,310	10,256	10,244	10,217
10303 & 10304	Pengetinan nanas	527	522	485	516	511	531
	Pembuatan jem, marmalad dan sajian jeli Industri lain	10,141	10,046	9,825	9,740	9,733	9,686
104	Pembuatan minyak dan lemak daripada sayuran dan haiwan	79,650	80,192	79,916	79,731	79,852	80,103
10404 & 10406	Pembuatan minyak sayuran mentah dan bertapis	3,776	3,789	3,752	3,755	3,813	3,824
10405	Pembuatan sebatian lemak masakan	2,442	2,456	2,471	2,524	2,524	2,524
	Pembuatan minyak kelapa Industri lain	73,433	73,947	73,693	73,453	73,514	73,755
105	Pembuatan produk tenusu	12,995	12,961	13,036	13,111	13,158	13,292
10502	Pembuatan susu pekat, tepung dan sejat Industri lain	9,570	9,531	9,553	9,594	9,602	9,646
		3,425	3,430	3,482	3,516	3,556	3,646
106	Pembuatan produk bijian, kanji dan produk berkanji	10,872	10,877	10,871	10,924	10,787	10,793
10611	Pengilangan beras	4,954	4,993	4,994	5,035	4,982	4,962
10613	Pengilangan tepung Industri lain	4,895	4,865	4,872	4,875	4,817	4,843
		1,023	1,019	1,005	1,014	989	987
107	Pembuatan produk makanan lain	126,212	126,006	126,992	126,034	125,952	126,638
10711	Pembuatan biskut dan cookies	14,445	14,462	14,439	14,405	14,289	14,517
10712	Pembuatan roti, kek dan produk bakeri lain	30,572	29,442	29,286	29,693	29,575	29,408
10713	Pembuatan produk snek	8,466	8,424	8,412	8,443	8,418	8,542
10721	Pembuatan gula	1,762	1,769	1,769	1,743	1,756	1,736
10731	Pembuatan produk koko	2,590	2,601	2,579	2,586	2,593	2,585
10732 & 10733	Pembuatan coklat dan produk coklat	7,858	7,868	7,937	7,893	7,864	8,090
10793	Pembuatan konfeksi gula	10,313	10,646	10,800	10,613	10,909	10,948
10799	Pembuatan sos dan bahan perasa Industri lain	15,099	15,643	16,718	15,620	15,634	15,541
		35,109	35,152	35,052	35,038	34,913	35,270
108/10800	Pembuatan makanan haiwan tersedia	14,973	14,866	14,820	15,377	15,492	15,469
110	Pembuatan minuman ringan	16,109	16,283	16,304	16,479	16,387	16,247
11041	Pembuatan minuman ringan	10,288	10,524	10,565	10,682	10,673	10,562
11042	Pengeluaran air mineral semulajadi dan minuman lain yang dibotolkan Industri lain	4,029	3,940	4,001	3,989	3,967	3,979
		1,793	1,819	1,739	1,808	1,747	1,706
120/12000	Pembuatan produk tembakau	1,288	1,432	1,413	1,165	1,165	1,170
131	Pemintalan, penenunan dan penyiapan tekstil	13,133	13,126	13,206	13,029	12,993	12,839
13110 & 13120	Penyediaan dan pemintalan gantian tekstil	9,003	9,033	8,983	8,843	8,767	8,665
13132	Penenunan tekstil	3,639	3,601	3,750	3,724	3,742	3,731
	Pewarnaan, pelunturan, percetakan dan penyiapan akhir benang dan fabrik Industri lain	491	492	474	462	483	443
139	Pembuatan tekstil lain	14,477	14,393	14,378	14,491	14,786	14,821
13910	Pembuatan fabrik dikait dan dikrusye Industri lain	5,941	5,935	5,903	5,897	5,978	5,961
		8,536	8,458	8,475	8,594	8,808	8,859
141	Pembuatan pakaian, kecuali pakaian berbulu	41,677	42,095	42,134	41,828	42,132	41,677
14102	Pembuatan pakaian Industri lain	29,823	30,185	30,268	30,062	30,423	30,296
		11,854	11,909	11,866	11,766	11,709	11,381
142 & 143	Pembuatan artikel daripada kulit bulu dan pakaian yang dikait dan dikrusye	1,009	1,010	1,020	1,031	1,031	1,030
151 (15110 & 15120)	Penyamakan dan pembersihan kulit, pembuatan bagasi, beg tangan, pelana dan abah-abah pembersihan dan pewarnaan bulu	6,089	6,113	6,050	5,976	5,918	5,698
152	Pembuatan kasut	6,411	6,586	6,349	6,396	6,509	6,574
15201 & 15203	Pembuatan kasut kulit	3,581	3,639	3,501	3,493	3,548	3,619
	Pembuatan kasut getah Industri lain	2,830	2,947	2,848	2,903	2,961	2,955
161/16100	Pengilangan dan pengetaman kayu	25,901	25,797	25,671	25,683	25,788	25,235

2023								Group Description/Period
Jul.	Ogo.	Sep.	Okt.	Nov.	Dis.	Jan.	Feb.	
12,898	12,956	13,471	13,468	13,593	13,600	14,001	13,965	Processing and preserving of meat
16,473	16,507	16,545	16,551	16,596	16,751	17,041	17,485	Processing and preserving of fish, crustaceans and molluscs
								<i>Canning of fish, crustaceans and molluscs</i>
13,806	13,847	13,881	13,933	13,980	14,170	14,410	14,801	<i>Processing, curing and preserving of fish, crustacean and molluscs</i>
2,666	2,660	2,664	2,619	2,616	2,581	2,632	2,684	<i>Other industry</i>
10,370	10,039	10,073	10,012	9,965	9,962	10,313	10,554	Processing and preserving of fruits and vegetable
								<i>Pineapple canning</i>
529	523	530	527	527	620	565	567	<i>Manufacture of jams, marmalades and table jellies</i>
9,841	9,516	9,543	9,485	9,438	9,342	9,748	9,987	<i>Other industry</i>
80,945	81,217	82,207	82,410	83,728	84,266	84,824	85,592	Manufacture of vegetable and animal oils and fats
								<i>Manufacture of crude and refined vegetable oil</i>
3,856	3,833	3,839	3,836	4,060	4,052	4,089	4,096	<i>Manufacture of compound cooking fats</i>
2,527	2,524	2,539	2,539	2,536	2,542	2,549	2,549	<i>Manufacture of coconut oil</i>
74,562	74,860	75,829	76,034	77,132	77,672	78,185	78,947	<i>Other industry</i>
13,262	13,151	13,178	13,231	13,285	13,321	13,386	13,363	Manufacture of dairy products
9,600	9,510	9,529	9,527	9,652	9,674	9,714	9,694	<i>Manufacture of condensed, powdered and evaporated</i>
3,663	3,642	3,649	3,704	3,633	3,648	3,672	3,668	<i>Other industry</i>
10,810	10,839	11,051	10,982	11,121	11,197	11,251	11,421	Manufacture of grain mill products, starches and starch products
								<i>Rice milling</i>
4,975	5,066	5,239	5,216	5,246	5,307	5,356	5,458	<i>Flour milling</i>
4,873	4,821	4,828	4,804	4,919	4,921	4,924	5,037	<i>Other industry</i>
962	952	983	962	956	969	972	927	
126,815	127,431	127,916	128,513	128,878	130,228	132,511	133,336	Manufacture of other food products
								<i>Manufacture of biscuits and cookies</i>
14,624	14,627	14,607	14,480	14,564	14,486	14,820	15,050	<i>Manufacture of bread, cakes and other bakery products</i>
29,619	29,831	29,997	30,567	30,830	31,304	31,580	31,680	<i>Manufacture of snack products</i>
8,570	8,521	8,530	8,625	8,639	8,846	8,864	8,896	<i>Manufacture of sugar</i>
1,734	1,757	1,752	1,745	1,709	1,744	1,747	1,747	<i>Manufacture of cocoa products</i>
2,606	2,639	2,650	2,554	2,539	2,563	2,566	2,593	<i>Manufacture of chocolate and chocolate products</i>
								<i>Manufacture of sugar confectionery</i>
8,122	8,244	8,259	8,278	7,871	7,861	8,120	7,963	<i>Manufacture of sauces and condiments</i>
10,823	10,859	10,787	10,829	11,378	11,546	11,777	11,786	<i>Manufacture of other food products n.e.c.</i>
15,553	15,552	15,861	15,873	15,147	15,127	15,627	15,531	<i>Other industry</i>
35,163	35,402	35,475	35,561	36,201	36,752	37,410	38,091	
15,441	15,455	15,437	15,482	15,544	15,573	15,602	15,668	Manufacture of prepared animal feeds
16,202	16,129	16,144	16,114	16,054	16,373	16,583	16,717	Manufacture of beverages
								<i>Manufacture of soft drinks</i>
10,579	10,503	10,512	10,507	10,445	10,622	10,617	10,714	<i>Production of natural mineral waters and other bottled waters</i>
3,942	3,890	3,892	3,893	3,911	3,923	4,142	4,144	<i>Other industry</i>
1,681	1,736	1,740	1,714	1,697	1,828	1,825	1,858	
1,164	1,109	1,198	1,202	1,210	1,232	1,296	1,443	Manufacture of tobacco products
12,772	12,895	13,084	13,143	13,059	13,055	13,197	13,098	Spinning, weaving and finishing of textiles
								<i>Preparation and spinning of textile fibres</i>
8,618	8,708	8,737	8,813	8,945	8,882	8,987	8,901	<i>Weaving of textiles</i>
								<i>Dyeing, bleaching, printing and finishing of yarns and fabrics</i>
3,712	3,737	3,889	3,885	3,705	3,762	3,752	3,721	<i>Other industry</i>
442	451	458	444	409	412	458	476	
14,733	14,752	14,813	14,729	14,917	14,816	14,898	14,756	Manufacture of other textiles
5,936	5,929	5,958	5,820	5,846	5,792	5,774	5,757	<i>Manufacture of knitted and crocheted fabrics</i>
8,797	8,823	8,855	8,909	9,071	9,024	9,123	8,998	<i>Other industry</i>
41,189	40,901	40,921	40,502	42,307	42,584	42,847	42,795	Manufacture of wearing apparel, except fur apparel
								<i>Manufacture of clothings</i>
29,902	29,658	29,750	29,408	30,705	31,056	31,403	31,127	<i>Other industry</i>
11,288	11,243	11,171	11,094	11,602	11,528	11,444	11,668	
1,030	1,004	1,010	977	1,014	1,007	1,032	1,068	Manufacture of articles of fur, knitted and crocheted apparel
								<i>Tanning and dressing of leather; manufacture of luggage, handbags, saddlery and harness; dressing and dyeing of fur</i>
5,630	5,754	5,831	5,831	5,793	5,843	5,939	6,023	
6,507	6,553	6,632	6,668	6,722	6,717	6,924	7,091	Manufacture of footwear
								<i>Manufacture of leather footwear</i>
3,601	3,631	3,660	3,711	3,756	3,748	3,896	3,840	<i>Manufacture of rubber footwear</i>
2,906	2,922	2,973	2,956	2,966	2,969	3,028	3,250	<i>Other industry</i>
25,287	25,435	25,553	25,441	25,556	25,101	25,720	25,710	Sawmilling and planning of wood

Jadual
Table **1.5a** : Bilangan Pekerja Bergaji Sektor Pembuatan Mengikut Kumpulan
: Number of Paid Employees of Manufacturing Sector by Group

Kod Kumpulan Group code	Keterangan Kumpulan/Tempoh	2021	2022	2021			
				Q1	Q2	Q3	Q4
162	Pembuatan produk daripada kayu, gabus, jerami dan bahan jalinan lain	67,877	68,943	65,389	65,967	67,726	67,877
16211	Pembuatan kepingan venier dan papan lapis	37,770	38,426	36,056	36,327	38,302	37,770
16212	Pembuatan papan partikel dan papan gentian	6,751	6,419	6,979	6,513	6,360	6,751
16221	Pertukangan kayu untuk jurubina	11,216	10,830	11,560	11,892	11,920	11,216
	Industri lain	12,141	13,268	10,794	11,235	11,144	12,141
170	Pembuatan kertas dan produk kertas	56,213	58,658	55,320	54,235	54,814	56,213
17010	Pembuatan pulpa, kertas dan kertas tebal	8,792	9,259	8,308	8,058	8,132	8,792
17020	Pembuatan kertas gelugur dan kertas tebal dan bekas daripada kertas dan kertas tebal	22,313	23,850	22,190	22,041	22,055	22,313
17091	Pembuatan sampul surat dan kad surat	1,697	1,692	1,858	1,811	1,787	1,697
17092	Pembuatan kertas kegunaan rumah dan pembersih peribadi	10,976	10,818	10,459	10,350	10,366	10,976
17093	Pembuatan kertas bergam atau pelekat yang berjalur atau bergulung dan label dan kertas dinding	7,192	7,480	7,194	6,800	7,256	7,192
	Industri lain	5,243	5,559	5,312	5,174	5,217	5,243
181 & 182	Percetakan, aktiviti perkhidmatan berkaitan percetakan dan penerbitan semula media rakaman	67,428	70,120	65,618	63,077	62,499	67,428
18110	Percetakan	54,714	57,286	52,886	50,851	50,324	54,714
18120	Aktiviti perkhidmatan berkaitan percetakan &	12,714	12,834	12,733	12,226	12,175	12,714
18200	Penerbitan semula media rakaman						
192 (19201 & 19202)	Pembuatan produk petroleum bertapis	17,093	17,817	17,207	16,812	17,148	17,093
201	Pembuatan kimia asas, baja dan sebatian nitrogen, plastik dan getah sintetik dalam bentuk primer	46,703	47,560	49,516	47,941	48,207	46,703
20111	Pembuatan gas perindustrian atau perubatan bukan organik dalam bentuk cecair atau mampat	5,496	5,802	7,226	7,174	7,312	5,496
20112 & 20113	Pembuatan kimia organik asas	18,092	19,633	16,731	16,380	16,537	18,092
20121 & 20129	Pembuatan sebatian bukan organik	9,123	7,649	11,372	10,368	10,481	9,123
20131	Pembuatan produk campuran nitrogen	11,283	11,413	11,713	11,622	11,441	11,283
	Industri lain	2,710	3,063	2,474	2,397	2,436	2,710
202 & 203	Pembuatan produk kimia lain dan serat buatan manusia	54,990	57,336	55,458	53,701	53,091	54,990
20210	Pembuatan racun perosak dan produk agrokimia lain	4,044	4,030	3,912	3,852	3,826	4,044
20221	Pembuatan cat, varnis dan penyadur dan mastik	9,483	9,451	12,081	10,065	9,795	9,483
20222	Pembuatan dakwat cetak	4,911	5,659	4,856	4,893	4,893	4,911
20231 & 20232	Pembuatan sabun dan bahan pencuci, penyediaan membersih dan mengilat	20,535	21,711	20,838	21,010	20,643	20,535
20291 & 20292	Pembuatan pewangi dan penyediaan dandanan diri	15,564	16,082	13,272	13,379	13,436	15,564
20292 & 20299	Pembuatan plat fotografi, filem, sensitized paper dan other sensitized unexposed materials						
	Pembuatan dakwat menulis dan melukis	15,564	16,082	13,272	13,379	13,436	15,564
	Pembuatan produk kimia lain t.t.t.l.	454	402	499	502	497	454
	Industri lain	454	402	499	502	497	454
210	Pembuatan produk farmaseutikal, kimia perubatan dan botani	25,092	27,325	23,420	26,265	26,547	25,092
21001	Pembuatan bahan aktif ubat-ubatan untuk digunakan oleh bidang farmakologi dalam pembuatan ubat-ubatan	18,048	19,310	16,716	18,571	18,614	18,048
	Industri lain	7,044	8,015	6,704	7,694	7,932	7,044
221	Pembuatan produk getah	122,498	122,297	122,761	127,350	125,645	122,498
22111	Pembuatan tayar getah untuk kenderaan	7,048	6,618	7,227	7,869	6,885	7,048
22112	Pembuatan bunga tayar yang boleh ditukar ganti dan tayar celup	2,209	2,289	2,066	1,945	2,046	2,209
22191 & 22193	Pembuatan produk lain daripada getah asli atau sintetik, tidak divulkan, divulkan atau dikeraskan	16,796	17,767	17,964	17,930	17,343	16,796
	Pengilangan semula getah dan prosesan susu getah						
22192	Pembuatan sarung tangan getah	63,232	62,537	63,932	67,375	67,256	63,232
22199	Pembuatan produk getah lain yang t.t.t.l.	33,212	33,087	31,573	32,231	32,114	33,212
222	Pembuatan produk plastik	153,940	159,013	155,602	155,262	152,014	153,940
22201 & 22202	Pembuatan produk plastik separa siap	33,803	37,664	35,213	35,656	34,467	33,803
	Pembuatan produk plastik siap						
22203	Pembuatan artikel plastik untuk pembungkusan barangan	48,456	50,397	46,979	47,228	46,712	48,456
22204	Pembuatan barangan plastik jurubina	3,345	3,656	3,463	3,327	3,332	3,345
22205	Pembuatan pinggan mangkuk, peralatan dapur dan barangan tandas daripada plastik	12,961	14,177	13,249	13,124	12,920	12,961
22209	Pembuatan pelbagai produk plastik t.t.t.l.	55,375	53,120	56,698	55,927	54,582	55,375
231 (23101 & 23102 & 23109)	Pembuatan kaca dan produk kaca	18,828	20,948	18,144	17,782	17,490	18,828

2022		2022		2023		Group Description/Period
Q1	Q2	Q3	Q4	(Jan. - Feb.)	(Jan. - Feb.)	
65,777	67,098	67,651	68,943	67,654	69,504	Manufacture of products of wood, cork, straw and plaiting materials
36,497	37,163	37,843	38,426	36,803	38,412	Manufacture of veneer sheets and plywood
6,874	6,857	6,678	6,419	6,912	6,387	Manufacture of particle board and fibreboard
9,992	10,226	10,050	10,830	11,258	11,134	Manufacture of builders' carpentry
12,414	12,852	13,080	13,268	12,681	13,571	Other industry
56,974	56,605	57,633	58,658	57,016	59,436	Manufacture of paper and paper products
8,713	8,752	8,848	9,259	8,720	9,407	Manufacture of pulp, paper and paperboard
22,656	22,542	23,291	23,850	22,635	23,899	Manufacture of corrugated paper and paperboard and of containers of paper and paperboard
1,713	1,739	1,775	1,692	1,730	1,798	Manufacture of envelopes and letter-card
10,908	10,681	10,874	10,818	10,972	10,821	Manufacture of household and personal hygiene paper
7,510	7,467	7,321	7,480	7,527	7,821	Manufacture of gummed or adhesive paper in strips or rolls and labels and wall paper
5,474	5,425	5,524	5,559	5,431	5,691	Other industry
67,661	65,902	65,467	70,120	67,331	69,878	Printing, service activities related to printing and reproduction of recorded media
55,001	53,801	53,444	57,286	54,616	56,975	Printing
12,660	12,101	12,023	12,834	12,715	12,904	Service activities related to printing
						Reproduction of recorded media
17,719	17,262	17,651	17,817	17,282	17,989	Manufacture of refined petroleum products
47,789	47,062	47,035	47,560	47,364	48,844	Manufacture of basic chemicals, fertilizer and nitrogen compounds, plastics and synthetic rubber in primary forms
5,578	5,644	5,628	5,802	5,582	5,984	Manufacture of liquefied or compressed inorganic industrial or medical gases
18,429	18,299	18,579	19,633	18,175	19,928	Manufacture of basic organic chemicals
9,547	8,733	8,678	7,649	9,576	8,244	Manufacture of inorganic compounds
11,408	11,338	11,143	11,413	11,221	11,465	Manufacture of fertilizers
2,826	3,048	3,008	3,063	2,809	3,224	Manufacture of associated nitrogen products
						Manufacture of plastics in primary forms
57,439	55,739	55,271	57,336	54,781	57,121	Manufacture of other chemical products and man-made fibres
3,964	3,910	3,845	4,030	3,953	4,189	Manufacture of pesticides and other agrochemical products
11,223	9,270	9,162	9,451	9,510	9,396	Manufacture of paints, varnishes and similar coatings ink and mastics
5,760	5,647	5,660	5,659	4,911	5,736	Manufacture of printing ink
20,420	20,598	20,865	21,711	20,381	21,265	Manufacture of soap and detergents, cleaning and polishing preparations
						Manufacture of perfumes and toilet preparations
15,603	15,853	15,277	16,082	15,558	16,102	Manufacture of photographic plates, films, sensitized paper and other sensitized unexposed materials
469	461	461	402	468	434	Manufacture of writing and drawing ink
						Manufacture of other chemical products n.e.c.
24,800	27,994	28,824	27,325	24,817	26,916	Manufacture of pharmaceuticals, medicinal chemical and botanical products
17,686	19,648	20,234	19,310	17,718	18,728	Manufacture of medicinal active substances to be used for their pharmacological properties in the manufacture of medicaments
7,114	8,346	8,590	8,015	7,099	8,188	Other industry
124,905	126,655	125,937	122,297	124,663	120,806	Manufacture of rubber products
7,193	7,531	6,534	6,618	7,228	6,712	Manufacture of rubber tyres for vehicles
2,086	1,995	2,129	2,289	2,129	2,357	Manufacture of interchangeable tyre treads and retreading rubber tyres
16,690	16,952	17,408	17,767	16,741	18,698	Manufacture of other products of natural or synthetic rubber, unvulcanized, vulcanized or hardened
65,658	67,914	66,853	62,537	64,940	59,343	Rubber remilling and latex processing
33,278	32,264	33,014	33,087	33,625	33,697	Manufacture of rubber gloves
						Manufacture of other rubber products n.e.c.
155,750	156,889	158,506	159,013	151,129	159,940	Manufacture of plastics products
35,934	37,667	37,506	37,664	33,192	37,674	Manufacture of semi-manufactures of plastic products
48,717	48,901	49,889	50,397	47,285	51,005	Manufacture of finished plastic products
3,605	3,559	3,595	3,656	3,357	3,713	Manufacture of plastic articles for the packing of goods
14,992	15,478	15,608	14,177	14,887	14,668	Manufacture of builders' plastics ware
52,503	51,285	51,908	53,120	52,408	52,879	Manufacture of plastic tableware, kitchenware and toilet articles
						Manufacture of diverse plastic products n.e.c.
18,896	20,023	20,561	20,948	18,882	21,062	Manufacture of glass and glass products

Jadual
Table **1.5a** : Bilangan Pekerja Bergaji Sektor Pembuatan Mengikut Kumpulan
: Number of Paid Employees of Manufacturing Sector by Group

Kod Kumpulan Group code	Keterangan Kumpulan/Tempoh	2022					
		Jan.	Feb.	Mac	Apr.	Mei	Jun
162	Pembuatan produk daripada kayu, gabus, jerami dan bahan jalinan lain	67,971	67,654	65,777	65,246	67,791	67,098
16211	Pembuatan kepingan venier dan papan lapis	37,144	36,803	36,497	36,103	37,850	37,163
16212	Pembuatan papan partikel dan papan gentian	6,880	6,912	6,874	6,824	6,862	6,857
16221	Pertukangan kayu untuk jurubina	11,224	11,258	9,992	9,877	10,209	10,226
	Industri lain	12,723	12,681	12,414	12,443	12,870	12,852
170	Pembuatan kertas dan produk kertas	56,584	57,016	56,974	56,425	56,563	56,605
17010	Pembuatan pulpa, kertas dan kertas tebal	8,814	8,720	8,713	8,724	8,720	8,752
17020	Pembuatan kertas gelugur dan kertas tebal dan bekas daripada kertas dan kertas tebal	22,280	22,635	22,656	22,334	22,447	22,542
17091	Pembuatan sampul surat dan kad surat	1,746	1,730	1,713	1,675	1,731	1,739
17092	Pembuatan kertas kegunaan rumah dan pembersih peribadi	11,052	10,972	10,908	10,842	10,709	10,681
17093	Pembuatan kertas bergam atau pelekat yang berjalur atau bergulung dan label dan kertas dinding	7,232	7,527	7,510	7,426	7,547	7,467
	Industri lain	5,460	5,431	5,474	5,425	5,409	5,425
181 & 182	Percetakan, aktiviti perkhidmatan berkaitan percetakan dan penerbitan semula media rakaman	67,482	67,331	67,661	65,412	65,771	65,902
18110	Percetakan	54,758	54,616	55,001	53,211	53,646	53,801
18120 & 18200	Aktiviti perkhidmatan berkaitan percetakan & Penerbitan semula media rakaman	12,724	12,715	12,660	12,201	12,125	12,101
192 (19201 & 19202)	Pembuatan produk petroleum bertapis	17,035	17,282	17,719	17,224	17,268	17,262
201	Pembuatan kimia asas, baja dan sebatian nitrogen, plastik dan getah sintetik dalam bentuk primer	46,975	47,364	47,789	46,889	47,043	47,062
20111	Pembuatan gas perindustrian atau perubatan bukan organik dalam bentuk cecair atau mampat	5,652	5,582	5,578	5,578	5,591	5,644
20112 & 20113	Pembuatan kimia organik asas & Pembuatan sebatian bukan organik	18,105	18,175	18,429	18,299	18,319	18,299
20121 & 20129	Pembuatan baja & Pembuatan produk campuran nitrogen	9,231	9,576	9,547	8,694	8,731	8,733
20131	Pembuatan plastik dalam bentuk primer	11,210	11,221	11,408	11,370	11,323	11,338
	Industri lain	2,777	2,809	2,826	2,947	3,080	3,048
202 & 203	Pembuatan produk kimia lain dan serat buatan manusia	55,367	54,781	57,439	55,236	55,880	55,739
20210	Pembuatan racun perosak dan produk agrokimia lain	4,066	3,953	3,964	3,931	3,909	3,910
20221	Pembuatan cat, varnis dan penyadur dan mastik	9,832	9,510	11,223	9,350	9,297	9,270
20222	Pembuatan dakwat cetak	4,918	4,911	5,760	5,720	5,738	5,647
20231 & 20232	Pembuatan sabun dan bahan pencuci, penyediaan membersihkan dan mengilap & Pembuatan pewangi dan penyediaan dandanan diri	20,543	20,381	20,420	19,939	20,719	20,598
20291 & 20292	Pembuatan plat fotografi, filem, sensitized paper dan other sensitized unexposed materials & Pembuatan dakwat menulis dan melukis	15,544	15,558	15,603	15,831	15,753	15,853
20299	Pembuatan produk kimia lain t.t.t.l.						
	Industri lain	464	468	469	465	465	461
210	Pembuatan produk farmaseutikal, kimia perubatan dan botani	24,691	24,817	24,800	28,001	27,853	27,994
21001	Pembuatan bahan aktif ubat-ubatan untuk digunakan oleh bidang farmakologi dalam pembuatan ubat-ubatan	17,532	17,718	17,686	19,720	19,615	19,648
	Industri lain	7,159	7,099	7,114	8,281	8,238	8,346
221	Pembuatan produk getah	125,135	124,663	124,905	130,436	129,975	126,655
22111	Pembuatan tayar getah untuk kenderaan	7,166	7,228	7,193	7,702	7,714	7,531
22112	Pembuatan bunga tayar yang boleh ditukar ganti dan tayar celup	2,218	2,129	2,086	2,189	2,118	1,995
22191 & 22193	Pembuatan produk lain daripada getah asli atau sintetik, tidak divulkan, divulkan atau dikeraskan & Pengilangan semula getah dan prosesan susu getah	16,928	16,741	16,690	17,530	17,379	16,952
22192	Pembuatan sarung tangan getah	65,383	64,940	65,658	68,626	68,438	67,914
22199	Pembuatan produk getah lain yang t.t.t.l.	33,441	33,625	33,278	34,389	34,327	32,264
222	Pembuatan produk plastik	152,343	151,129	155,750	157,536	156,895	156,889
22201 & 22202	Pembuatan produk plastik separa siap & Pembuatan produk plastik siap	33,435	33,192	35,934	37,138	36,993	37,667
22203	Pembuatan artikel plastik untuk pembungkusan barangan	47,719	47,285	48,717	49,077	48,773	48,901
22204	Pembuatan barangan plastik jurubina	3,375	3,357	3,605	3,626	3,569	3,559
22205	Pembuatan pinggan mangkuk, peralatan dapur dan barangan tandas daripada plastik	14,888	14,887	14,992	15,369	15,439	15,478
22209	Pembuatan pelbagai produk plastik t.t.t.l.	52,926	52,408	52,503	52,326	52,120	51,285
231 (23101 & 23102 & 23109)	Pembuatan kaca dan produk kaca	19,062	18,882	18,896	18,857	20,021	20,023

2023								Group Description/Period
Jul.	Ogo.	Sep.	Okt.	Nov.	Dis.	Jan.	Feb.	
66,582	66,604	67,651	67,898	68,632	68,943	68,848	69,504	Manufacture of products of wood, cork, straw and plaiting materials
36,663	36,583	37,843	38,033	38,577	38,426	38,035	38,412	Manufacture of veneer sheets and plywood
6,891	6,901	6,678	6,721	6,534	6,419	6,275	6,387	Manufacture of particle board and fibreboard
10,094	10,145	10,050	10,001	10,249	10,830	10,966	11,134	Manufacture of builders' carpentry
12,934	12,975	13,080	13,143	13,271	13,268	13,572	13,571	Other industry
56,767	56,700	57,633	58,303	58,481	58,658	58,843	59,436	Manufacture of paper and paper products
8,778	8,679	8,848	9,025	9,128	9,259	9,269	9,407	Manufacture of pulp, paper and paperboard
22,565	22,766	23,291	23,685	23,831	23,850	23,728	23,899	Manufacture of corrugated paper and paperboard and of containers of paper and paperboard
1,736	1,734	1,775	1,762	1,659	1,692	1,745	1,798	Manufacture of envelopes and letter-card
10,756	10,746	10,874	10,895	10,850	10,818	10,909	10,821	Manufacture of household and personal hygiene paper
7,448	7,388	7,321	7,358	7,473	7,480	7,507	7,821	Manufacture of gummed or adhesive paper in strips or rolls and labels and wall paper
5,485	5,388	5,524	5,578	5,539	5,559	5,686	5,691	Other industry
65,724	65,699	65,467	68,259	69,835	70,120	70,262	69,878	Printing, service activities related to printing and reproduction of recorded media
53,663	53,614	53,444	55,755	57,227	57,286	57,387	56,975	Printing
12,061	12,085	12,023	12,504	12,608	12,834	12,875	12,904	Service activities related to printing
								Reproduction of recorded media
17,640	17,686	17,651	17,646	17,670	17,817	17,783	17,989	Manufacture of refined petroleum products
47,174	47,104	47,035	47,810	47,309	47,560	48,311	48,844	Manufacture of basic chemicals, fertilizer and nitrogen compounds, plastics and synthetic rubber in primary forms
5,657	5,599	5,628	5,773	5,777	5,802	5,975	5,984	Manufacture of liquefied or compressed inorganic industrial or medical gases
18,506	18,507	18,579	18,891	19,400	19,633	19,708	19,928	Manufacture of basic organic chemicals
								Manufacture of inorganic compounds
8,741	8,766	8,678	8,793	7,752	7,649	7,916	8,244	Manufacture of fertilizers
11,214	11,227	11,143	11,330	11,323	11,413	11,569	11,465	Manufacture of associated nitrogen products
3,057	3,006	3,008	3,022	3,058	3,063	3,145	3,224	Manufacture of plastics in primary forms
								Other industry
55,529	55,317	55,271	55,811	57,081	57,336	57,338	57,121	Manufacture of other chemical products and man-made fibres
3,910	3,692	3,845	3,906	4,069	4,030	4,115	4,189	Manufacture of pesticides and other agrochemical
9,220	9,160	9,162	9,261	9,342	9,451	9,842	9,396	Manufacture of paints, varnishes and similar coatings ink
5,651	5,651	5,660	5,659	5,655	5,659	5,739	5,736	Manufacture of printing ink
20,826	20,845	20,865	21,252	21,656	21,711	21,059	21,265	Manufacture of soap and detergents, cleaning and polishing preparations
								Manufacture of perfumes and toilet preparations
15,458	15,505	15,277	15,273	15,938	16,082	16,188	16,102	Manufacture of photographic plates, films, sensitized paper and other sensitized unexposed materials
								Manufacture of writing and drawing ink
								Manufacture of other chemical products n.e.c.
464	464	461	460	421	402	395	434	Other industry
28,379	28,682	28,824	28,855	27,473	27,325	26,805	26,916	Manufacture of pharmaceuticals, medicinal chemical and botanical products
20,019	20,244	20,234	20,454	19,397	19,310	18,672	18,728	Manufacture of medicinal active substances to be used for their pharmacological properties in the manufacture of medicaments
8,360	8,438	8,590	8,401	8,076	8,015	8,133	8,188	Other industry
125,708	125,716	125,937	124,115	122,375	122,297	120,492	120,806	Manufacture of rubber products
6,593	6,545	6,534	6,557	6,648	6,618	6,645	6,712	Manufacture of rubber tyres for vehicles
1,995	2,072	2,129	2,155	2,313	2,289	2,296	2,357	Manufacture of interchangeable tyre treads and retreading rubber tyres
17,239	17,441	17,408	17,337	17,706	17,767	18,150	18,698	Manufacture of other products of natural or synthetic rubber, unvulcanized, vulcanized or hardened
								Rubber remilling and latex processing
67,263	66,739	66,853	65,171	62,825	62,537	59,760	59,343	Manufacture of rubber gloves
32,618	32,920	33,014	32,894	32,883	33,087	33,641	33,697	Manufacture of other rubber products n.e.c.
158,191	158,320	158,506	158,013	158,891	159,013	159,500	159,940	Manufacture of plastics products
								Manufacture of semi-manufactures of plastic products
37,812	37,666	37,506	37,315	37,568	37,664	37,595	37,674	Manufacture of finished plastic products
49,093	49,392	49,889	50,348	50,262	50,397	50,487	51,005	Manufacture of plastic articles for the packing of goods
3,578	3,561	3,595	3,685	3,636	3,656	3,703	3,713	Manufacture of builders' plastics ware
15,588	15,527	15,608	14,724	14,470	14,177	14,472	14,668	Manufacture of plastic tableware, kitchenware and toilet articles
52,120	52,173	51,908	51,942	52,955	53,120	53,244	52,879	Manufacture of diverse plastic products n.e.c.
20,316	20,723	20,561	20,444	20,841	20,948	21,005	21,062	Manufacture of glass and glass products

Jadual
Table **1.5a** : Bilangan Pekerja Bergaji Sektor Pembuatan Mengikut Kumpulan
: Number of Paid Employees of Manufacturing Sector by Group

Kod Kumpulan Group code	Keterangan Kumpulan/Tempoh	2021	2022	2021			
				Q1	Q2	Q3	Q4
239	Pembuatan pengeluaran galian bukan logam t.t.t.l.	86,772	86,356	86,053	84,988	86,338	86,772
23911	Pembuatan mortar refraktori dan konkrit						
&							
23921	Pembuatan seramik bukan refraktori	11,409	10,661	11,682	11,585	11,268	11,409
23930	Pembuatan produk porselin dan seramik lain	5,100	5,248	5,171	5,271	5,025	5,100
23941	Pembuatan simen hidraulik	7,667	7,303	7,393	7,392	7,368	7,667
23951	Pembuatan konkrit dan mortar siap bancuh dan bancuhan kering	16,004	16,685	14,953	15,129	16,178	16,004
23952	Pembuatan konkrit pratuangan, simen atau artikel batu						
&	buatan yang digunakan dalam pembinaan;						
23953	Pembuatan komponen struktur pasang siap untuk						
&	bangunan atau kejuruteraan awam dari simen, batu atau						
	konkrit buatan	30,295	30,016	29,886	28,821	29,458	30,295
23959	Pembuatan artikel konkrit, simen dan plaster lain t.t.t.l.						
23990	Pembuatan produk mineral bukan logam lain t.t.t.l.	8,590	8,662	8,351	8,199	8,417	8,590
	Industri lain	7,707	7,782	8,618	8,591	8,624	7,707
241 (24101 & 24102 & 24103 & 24104 & 24109)	Pembuatan besi dan keluli asas	54,326	54,534	52,662	51,756	50,739	54,326
242 (24201 & 24202 & 24209)	Pembuatan logam asas berharga dan logam bukan ferus lain	41,977	42,642	43,467	41,629	41,662	41,977
243	Pengacuan logam	14,773	14,362	15,603	14,511	14,507	14,773
251 & 252	Pembuatan produk struktur logam, tangki, takungan, penjana wap, senjata dan peluru	59,684	60,158	61,301	57,540	59,885	59,684
25113	Pembuatan pintu, tingkap dan bingkai, penutup tingkap dan						
&	pintu pagar daripada logam	40,418	40,355	42,112	39,080	41,148	40,418
25119	Pembuatan produk struktur logam lain						
25120	Pembuatan tangki, takungan dan kontena daripada logam	10,948	11,447	10,747	10,497	10,807	10,948
	Industri lain	8,319	8,357	8,443	7,963	7,930	8,319
259	Pembuatan lain-lain produk yang direka daripada logam; aktiviti perkhidmatan kerja logam	96,998	99,084	96,655	94,320	94,729	96,998
25910	Tempaan, tekanan, hentakan dan bentuk gelekkan logam; serbuk metalurgi	21,823	22,151	21,586	21,444	21,559	21,823
25920	Rawatan dan penyalutan logam; menggunakan mesin	12,158	12,860	12,771	11,930	11,648	12,158
25991	Pembuatan tin untuk produk makanan dan minuman, tiub dan kotak boleh dilipat	7,800	7,655	7,681	7,596	7,470	7,800
25992	Pembuatan kabel, plaited bands (jalur/pita berpintal) dan						
&	artikel seumpamanya daripada logam	19,308	19,365	18,955	18,562	19,134	19,308
25993	Pembuatan bolt, skru, nat dan produk uliran seumpamanya						
25994	Pembuatan barangan rumah daripada logam	3,194	3,168	3,528	3,141	3,064	3,194
25999	Pembuatan produk lain yang direka daripada logam t.t.t.l.	22,227	23,427	21,812	21,518	21,619	22,227
	Industri lain	10,488	10,458	10,322	10,127	10,236	10,488
261	Pembuatan komponen dan papan elektronik	218,374	234,460	204,576	209,068	211,084	218,374
26101	Pembuatan diod, transistor dan alatan semikonduktor yang						
&	seumpamanya	119,761	127,805	113,322	116,030	118,140	119,761
26102	Pembuatan litar elektronik bersepadu dengan pemasangan						
	mikro						
26103	Pembuatan kapasitor dan perintang elektrik						
&							
26104	Pembuatan papan litar bercetak	84,490	92,370	77,520	78,999	79,110	84,490
&							
26105	Pembuatan komponen paparan						
26109	Pembuatan komponen lain untuk aplikasi elektronik	14,124	14,285	13,734	14,039	13,835	14,124
262 (26201 & 26202)	Pembuatan komputer dan kelengkapan peranti	65,839	69,667	61,218	61,865	63,876	65,839
263/ 26300	Pembuatan peralatan komunikasi	24,324	26,230	23,250	24,201	24,171	24,324
264/ 26400	Pembuatan peralatan elektronik pengguna	33,782	35,099	33,624	33,516	34,256	33,782
265	Pembuatan kelengkapan mengukur, menguji, memandu arah dan kawalan; jam tangan dan jam	29,332	31,734	28,566	28,467	28,652	29,332
26511	Pembuatan kelengkapan mengukur, menguji, memandu						
&	arah dan kawalan	22,605	24,604	22,007	22,100	22,424	22,605
26512	Pembuatan kelengkapan kawalan proses perindustrian						
26520	Pembuatan jam tangan dan jam dan bahagiannya	6,727	7,131	6,558	6,367	6,228	6,727
266/ 26600	Pembuatan peralatan penyinaran, perubatan elektro dan elektroterapeutik	12,927	13,120	12,881	13,088	13,384	12,927

2022		2022		2023		Group Description/Period
Q1	Q2	Q3	Q4	(Jan. - Feb.)	(Jan. - Feb.)	
86,285	86,241	86,614	86,356	86,032	84,734	Manufacture of non-metallic mineral products n.e.c. <i>Manufacture of refractory mortars and concretes</i>
10,613	10,488	10,305	10,661	10,459	9,968	<i>Manufacture of non-refractory ceramic</i>
5,067	5,122	5,284	5,248	5,132	4,449	<i>Manufacture of other porcelain and ceramic products</i>
7,659	7,902	7,036	7,303	7,697	7,413	<i>Manufacture of hydraulic cement</i>
15,409	15,914	16,550	16,685	15,368	15,890	<i>Manufacture of ready-mix and dry-mix concrete and mortars</i>
						<i>Manufacture of precast concrete, cement or artificial stone articles for use in construction</i>
30,601	29,880	30,296	30,016	30,287	30,305	<i>Manufacture of prefabricated structural components for building or civil engineering of cement, concrete or artificial stone</i>
						<i>Manufacture of other articles of concrete, cement and plaster n.e.c.</i>
8,994	8,779	8,833	8,662	9,021	8,621	<i>Manufacture of other non-metallic mineral products n.e.c.</i>
7,941	8,157	8,310	7,782	8,067	8,088	<i>Other industry</i>
53,134	53,724	53,779	54,534	52,709	53,259	Manufacture of basic iron and steel
43,474	42,105	42,633	42,642	43,684	43,852	Manufacture of basic precious and other non-ferrous metals
15,641	14,579	14,642	14,362	15,691	15,369	Casting of metals
59,909	58,461	58,655	60,158	59,357	60,142	Manufacture of structural metal products, tanks, reservoirs , steam generators , weapons and ammunition
40,766	39,197	38,843	40,355	40,308	40,175	<i>Manufacture of metal doors, windows and their frames, shutters and gates</i> <i>Manufacture of other structural metal products</i>
10,865	10,928	11,574	11,447	10,907	11,507	<i>Manufacture of tanks, reservoirs and containers of metal</i>
8,277	8,337	8,237	8,357	8,142	8,460	<i>Other industry</i>
99,149	96,926	98,005	99,084	97,873	101,147	Manufacture of other fabricated metal products; metal working service activities
21,931	22,023	22,744	22,151	22,104	21,794	<i>Forging, pressing, stamping and roll-forming of metal; powder metallurgy</i>
13,179	12,179	12,460	12,860	12,636	13,420	<i>Treatment and coating of metals; machining</i>
7,758	7,672	7,651	7,655	7,881	7,926	<i>Manufacture of tins and cans for food products, collapsible tubes and boxes</i>
						<i>Manufacture of metal cable, plaited bands and similar articles</i>
19,158	18,901	19,031	19,365	19,230	19,804	<i>Manufacture of bolts, screws, nuts and similar threaded products</i>
3,315	3,188	3,027	3,168	3,202	3,222	<i>Manufacture of metal household articles</i>
22,990	22,358	22,397	23,427	22,213	24,024	<i>Manufacture of any other fabricated metal products n.e.c.</i>
10,817	10,606	10,694	10,458	10,607	10,956	<i>Other industry</i>
221,659	226,483	231,236	234,460	219,452	235,331	Manufacture of electronic components and boards
						<i>Manufacture of diodes, transistors and similar semiconductor devices</i>
121,453	124,849	127,593	127,805	119,920	127,188	<i>Manufacture of electronic integrated circuits micro assemblies</i>
						<i>Manufacture of electrical capacitors and resistors</i>
85,967	87,023	89,380	92,370	85,312	93,866	<i>Manufacture of printed circuit boards</i>
						<i>Manufacture of display components</i>
14,240	14,612	14,263	14,285	14,220	14,277	<i>Manufacture of other components for electronic applications</i>
66,588	67,693	68,367	69,667	66,213	66,566	Manufacture of computers and peripheral equipment
24,324	25,314	26,196	26,230	24,284	25,910	Manufacture of communication equipment
33,826	35,326	35,695	35,099	33,941	34,161	Manufacture of consumer electronics
29,638	29,895	30,947	31,734	29,454	32,153	Manufacture of measuring, testing, navigating and control equipment; watches and clocks
22,640	22,845	23,808	24,604	22,666	25,020	<i>Manufacture of measuring, testing, navigating and control equipment</i> <i>Manufacture of industrial process control equipment</i>
6,998	7,049	7,139	7,131	6,787	7,133	<i>Manufacture of watches and clocks and parts</i>
12,827	12,938	13,139	13,120	12,808	13,004	Manufacture of irradiation, electromedical and electrotherapeutic equipment

Jadual Table **1.5a** : Bilangan Pekerja Bergaji Sektor Pembuatan Mengikut Kumpulan
: Number of Paid Employees of Manufacturing Sector by Group

Kod Kumpulan Group code	Keterangan Kumpulan/Tempoh	2022					
		Jan.	Feb.	Mac	Apr.	Mei	Jun
239	Pembuatan pengeluaran galian bukan logam t.t.t.l.	87,601	86,032	86,285	86,714	86,045	86,241
23911	Pembuatan mortar refraktori dan konkrit						
&							
23921	Pembuatan seramik bukan refraktori	10,694	10,459	10,613	10,507	10,476	10,488
23930	Pembuatan produk porselin dan seramik lain	5,190	5,132	5,067	5,030	5,101	5,122
23941	Pembuatan simen hidraulik	7,687	7,697	7,659	7,888	7,915	7,902
23951	Pembuatan konkrit dan mortar siap bancuh dan bancuhan kering	16,143	15,368	15,409	16,087	15,880	15,914
23952	Pembuatan konkrit pratuangan, simen atau artikel batu						
&	buatan yang digunakan dalam pembinaan;						
23953	Pembuatan komponen struktur pasang siap untuk						
&	bangunan atau kejuruteraan awam dari simen, batu atau						
	konkrit buatan	30,821	30,287	30,601	30,102	29,809	29,880
23959	Pembuatan artikel konkrit, simen dan plaster lain t.t.t.l.						
23990	Pembuatan produk mineral bukan logam lain t.t.t.l.	8,927	9,021	8,994	8,949	8,773	8,779
	Industri lain	8,139	8,067	7,941	8,150	8,090	8,157
241 (24101 & 24102 & 24103 & 24104 & 24109)	Pembuatan besi dan keluli asas	54,006	52,709	53,134	53,358	53,314	53,724
242 (24201 & 24202 & 24209)	Pembuatan logam asas berharga dan logam bukan ferus lain	42,550	43,684	43,474	43,758	43,254	42,105
243	Pengacuan logam	15,364	15,691	15,641	14,651	14,485	14,579
251 & 252	Pembuatan produk struktur logam, tangki, takungan, penjana wap, senjata dan peluru	59,751	59,357	59,909	59,372	59,608	58,461
25113	Pembuatan pintu, tingkap dan bingkai, penutup tingkap dan						
&	pintu pagar daripada logam	40,558	40,308	40,766	40,145	40,337	39,197
25119	Pembuatan produk struktur logam lain						
25120	Pembuatan tangki, takungan dan kontena daripada logam	10,864	10,907	10,865	10,975	11,013	10,928
	Industri lain	8,330	8,142	8,277	8,252	8,258	8,337
259	Pembuatan lain-lain produk yang direka daripada logam; aktiviti perkhidmatan kerja logam	97,460	97,873	99,149	97,668	97,373	96,926
25910	Tempaan, tekanan, hentakan dan bentuk gelekkan logam; serbuk metalurgi	22,053	22,104	21,931	21,897	22,087	22,023
25920	Rawatan dan penyalutan logam; menggunakan mesin	12,243	12,636	13,179	12,435	12,331	12,179
25991	Pembuatan tin untuk produk makanan dan minuman, tiub dan kotak boleh dilipat	7,949	7,881	7,758	7,842	7,624	7,672
25992	Pembuatan kabel, plaited bands (jalur/pita berpintal) dan						
&	artikel seumpamanya daripada logam	19,189	19,230	19,158	18,932	18,881	18,901
25993	Pembuatan bolt, skru, nat dan produk uliran seumpamanya						
25994	Pembuatan barangan rumah daripada logam	3,174	3,202	3,315	3,213	3,258	3,188
25999	Pembuatan produk lain yang direka daripada logam t.t.t.l.	22,348	22,213	22,990	22,578	22,538	22,358
	Industri lain	10,504	10,607	10,817	10,771	10,655	10,606
261	Pembuatan komponen dan papan elektronik	217,493	219,452	221,659	223,410	223,914	226,483
26101	Pembuatan diod, transistor dan alatan semikonduktor yang						
&	seumpamanya	118,738	119,920	121,453	123,132	123,368	124,849
26102	Pembuatan litar elektronik bersepadu dengan pemasangan mikro						
26103	Pembuatan kapasitor dan perintang elektrik						
&							
26104	Pembuatan papan litar bercetak	84,511	85,312	85,967	85,852	85,870	87,023
&							
26105	Pembuatan komponen paparan						
26109	Pembuatan komponen lain untuk aplikasi elektronik	14,244	14,220	14,240	14,426	14,676	14,612
262 (26201 & 26202)	Pembuatan komputer dan kelengkapan peranti	66,148	66,213	66,588	66,284	67,298	67,693
263/ 26300	Pembuatan peralatan komunikasi	24,003	24,284	24,324	24,524	24,928	25,314
264/ 26400	Pembuatan peralatan elektronik pengguna	34,126	33,941	33,826	34,526	34,949	35,326
265	Pembuatan kelengkapan mengukur, menguji, memandu arah dan kawalan; jam tangan dan jam	29,553	29,454	29,638	29,550	29,537	29,895
26511	Pembuatan kelengkapan mengukur, menguji, memandu						
&	arah dan kawalan	22,822	22,666	22,640	22,651	22,611	22,845
26512	Pembuatan kelengkapan kawalan proses perindustrian						
26520	Pembuatan jam tangan dan jam dan bahagiannya	6,731	6,787	6,998	6,899	6,926	7,049
266/ 26600	Pembuatan peralatan penyinaran, perubatan elektro dan elektroterapeutik	12,854	12,808	12,827	12,714	12,827	12,938

2023								Group Description/Period
Jul.	Ogo.	Sep.	Okt.	Nov.	Dis.	Jan.	Feb.	
86,684	86,089	86,614	86,623	86,667	86,356	86,764	84,734	Manufacture of non-metallic mineral products n.e.c. <i>Manufacture of refractory mortars and concretes</i>
10,482	10,418	10,305	10,352	10,732	10,661	10,126	9,968	<i>Manufacture of non-refractory ceramic</i>
5,245	5,272	5,284	5,277	5,240	5,248	5,261	4,449	<i>Manufacture of other porcelain and ceramic products</i>
7,918	6,905	7,036	7,043	7,344	7,303	7,410	7,413	<i>Manufacture of hydraulic cement</i>
15,865	16,317	16,550	16,585	16,883	16,685	16,853	15,890	<i>Manufacture of ready-mix and dry-mix concrete and mortars</i> <i>Manufacture of precast concrete, cement or artificial stone articles for use in construction</i> <i>Manufacture of prefabricated structural components for building or civil engineering of cement, concrete or artificial stone</i> <i>Manufacture of other articles of concrete, cement and plaster n.e.c.</i>
30,237	30,084	30,296	30,466	29,939	30,016	30,459	30,305	<i>Manufacture of other non-metallic mineral products n.e.c.</i> <i>Other industry</i>
8,814	8,792	8,833	8,596	8,624	8,662	8,558	8,621	
8,123	8,301	8,310	8,305	7,905	7,782	8,097	8,088	
53,707	53,646	53,779	54,665	54,524	54,534	54,998	53,259	Manufacture of basic iron and steel
42,521	42,554	42,633	42,565	42,523	42,642	42,836	43,852	Manufacture of basic precious and other non-ferrous metals
14,664	14,580	14,642	14,763	14,411	14,362	14,866	15,369	Casting of metals
58,305	58,501	58,655	58,569	58,615	60,158	59,926	60,142	Manufacture of structural metal products, tanks, reservoirs, steam generators, weapons and ammunition <i>Manufacture of metal doors, windows and their frames, shutters and gates</i> <i>Manufacture of other structural metal products</i> <i>Manufacture of tanks, reservoirs and containers of metal</i>
38,893	38,804	38,843	38,649	38,764	40,355	40,023	40,175	
11,029	11,182	11,574	11,564	11,534	11,447	11,429	11,507	
8,383	8,515	8,237	8,356	8,318	8,357	8,474	8,460	<i>Other industry</i>
96,892	97,243	98,005	97,929	98,098	99,084	100,149	101,147	Manufacture of other fabricated metal products; metal working service activities <i>Forging, pressing, stamping and roll-forming of metal; powder metallurgy</i> <i>Treatment and coating of metals; machining</i> <i>Manufacture of tins and cans for food products, collapsible tubes and boxes</i> <i>Manufacture of metal cable, plaited bands and similar articles</i> <i>Manufacture of bolts, screws, nuts and similar threaded articles</i> <i>Manufacture of metal household articles</i> <i>Manufacture of any other fabricated metal products n.e.c.</i> <i>Other industry</i>
21,806	22,305	22,744	22,490	22,122	22,151	22,317	21,794	
12,415	12,344	12,460	12,682	12,519	12,860	12,990	13,420	
7,724	7,759	7,651	7,595	7,693	7,655	7,925	7,926	
18,945	19,007	19,031	19,135	19,405	19,365	19,603	19,804	
3,008	3,029	3,027	3,023	3,178	3,168	3,224	3,222	
22,278	22,186	22,397	22,394	22,712	23,427	23,533	24,024	
10,716	10,614	10,694	10,610	10,469	10,458	10,557	10,956	
227,591	229,495	231,236	230,820	232,722	234,460	232,601	235,331	Manufacture of electronic components and boards <i>Manufacture of diodes, transistors and similar semiconductor devices</i> <i>Manufacture of electronic integrated circuits micro components</i> <i>Manufacture of electrical capacitors and resistors</i> <i>Manufacture of printed circuit boards</i> <i>Manufacture of display components</i> <i>Manufacture of other components for electronic applications</i>
125,551	127,253	127,593	127,100	126,922	127,805	125,741	127,188	
87,549	87,851	89,380	89,568	91,413	92,370	92,577	93,866	
14,491	14,391	14,263	14,152	14,388	14,285	14,283	14,277	
67,694	68,390	68,367	67,995	70,189	69,667	66,447	66,566	Manufacture of computers and peripheral equipment
25,435	25,770	26,196	26,094	26,072	26,230	26,067	25,910	Manufacture of communication equipment
35,808	37,486	35,695	35,631	35,379	35,099	34,397	34,161	Manufacture of consumer electronics
30,282	30,749	30,947	31,136	31,633	31,734	31,749	32,153	Manufacture of measuring, testing, navigating and control equipment; watches and clocks <i>Manufacture of measuring, testing, navigating and control equipment</i> <i>Manufacture of industrial process control equipment</i> <i>Manufacture of watches and clocks and parts</i>
23,211	23,624	23,808	24,010	24,534	24,604	24,687	25,020	
7,070	7,125	7,139	7,126	7,099	7,131	7,062	7,133	
13,008	13,136	13,139	13,185	13,176	13,120	13,142	13,004	Manufacture of irradiation, electromedical and electrotherapeutic equipment

Jadual
Table **1.5a** : Bilangan Pekerja Bergaji Sektor Pembuatan Mengikut Kumpulan
: Number of Paid Employees of Manufacturing Sector by Group

Kod Kumpulan Group code	Keterangan Kumpulan/Tempoh	2021	2022	2021			
				Q1	Q2	Q3	Q4
267 (26701 & 26702) & 268 (26800)	Pembuatan peralatan optikal, kelengkapan fotografi, media magnetik dan optikal	5,900	5,818	6,353	6,352	6,261	5,900
271	Pembuatan motor elektrik, penjana, transformer dan perkakasan pengagihan dan pengawalan elektrik	43,287	44,502	41,568	40,743	42,472	43,287
27101	Pembuatan motor elektrik, penjana dan transformer	19,041	18,608	19,015	18,385	18,891	19,041
27102	Pembuatan perkakasan pengagihan dan pengawalan	24,245	25,894	22,552	22,358	23,582	24,245
272/ 27200	Pembuatan bateri dan akumulator	8,019	8,687	8,964	8,620	8,604	8,019
273	Pembuatan pendawaian dan peranti pendawaian	24,181	24,074	21,783	22,241	23,044	24,181
27310	Pembuatan kabel gantian optikal	887	926	887	874	946	887
27320	Pembuatan wayar dan kabel elektronik dan elektrik lain	21,561	21,825	19,449	19,631	20,353	21,561
27330	Pembuatan alatan pendawaian pembawa dan bukan pembawa arus untuk litar elektrik (tanpa mengira jenis bahan)	1,733	1,323	1,447	1,736	1,745	1,733
274/ 27400	Pembuatan kelengkapan pencahayaan elektrik	3,692	3,656	4,415	4,321	4,105	3,692
275/ 27500	Pembuatan perkakasan domestik	15,318	14,844	15,462	15,009	14,755	15,318
279/ 27900	Pembuatan kelengkapan elektrik lain	7,583	7,818	7,466	7,335	7,381	7,583
281 & 282	Pembuatan jentera kegunaan umum dan kegunaan khas	92,969	96,289	92,497	93,644	91,587	92,969
28120 & 28130	Pembuatan alat-alat kuasa bendalir	7,625	7,548	6,250	6,121	6,262	7,625
28180 & 28220	Pembuatan alatan tangan yang menggunakan kuasa dilengkapkan dengan motor elektrik atau bukan motor elektrik atau pneumatik	22,560	22,093	23,726	23,781	23,311	22,560
28192	Pembuatan mesin penyaman udara, termasuk untuk kenderaan bermotor	8,760	10,104	9,240	9,077	8,696	8,760
28290	Pembuatan lain-lain mesin bertujuan khas t.t.t.l. Industri lain	9,574	9,303	9,890	9,850	9,395	9,574
		44,450	47,242	43,391	44,816	43,922	44,450
291 (29101 & 29102)	Pembuatan kenderaan bermotor	24,246	25,340	23,975	23,655	23,976	24,246
292/ 29200	Pembuatan kerangka (<i>coachwork</i>) untuk kenderaan bermotor; pembuatan treler dan semi treler	6,504	7,336	6,509	6,563	6,572	6,504
293/ 29300	Pembuatan alat ganti dan aksesori untuk kenderaan bermotor	53,048	54,158	52,742	52,493	52,484	53,048
301 (30110 & 30120)	Pembinaan kapal dan bot	12,847	13,936	13,318	12,340	12,971	12,847
302, 303, 304 & 309	Pembuatan lokomotif keretapi, <i>rolling stock</i> , kapal angkasa dan udara, jentera berkaitan, kenderaan tempur ketenteraan, dan kelengkapan pengangkutan t.t.t.l.	28,749	29,491	29,773	28,366	28,632	28,749
30910	Pembuatan motosikal	11,399	11,782	11,645	11,084	11,280	11,399
30920	Pembuatan basikal dan <i>invalid carriages</i> Industri lain	3,222	3,464	3,861	3,372	3,237	3,222
		14,129	14,244	14,267	13,910	14,115	14,129
310	Pembuatan perabot	76,839	77,294	75,614	72,124	77,542	76,839
31001	Pembuatan perabot kayu dan rotan Industri lain	58,845	59,201	56,642	53,543	58,867	58,845
		17,994	18,092	18,971	18,581	18,674	17,994
321 (32110 & 32120)	Pembuatan barang kemas, <i>bijouterie</i> dan artikel berkaitan	5,401	5,577	5,436	5,268	5,284	5,401
322, 325 & 329	Pembuatan instrumen muzik, peralatan dan bekalan perubatan dan pergigian dan pembuatan lain t.t.t.l.	26,303	27,237	25,614	25,402	25,565	26,303
32901	Pembuatan alat tulis Industri lain	6,332	6,191	6,063	5,975	6,016	6,332
		19,972	21,046	19,551	19,427	19,549	19,972
323/ 32300	Pembuatan barangan sukan	2,667	2,723	2,652	2,564	2,526	2,667
324/ 32400	Pembuatan permainan dan mainan	4,851	5,251	4,882	4,698	4,800	4,851
331 & 332	Pembaikan pemasangan produk logam, jentera, kelengkapan dan pemasangan jentera perindustrian dan kelengkapan	41,456	42,314	41,113	40,018	41,003	41,456
33150	Pembaikan dan penyelenggaraan kelengkapan pengangkutan kecuali motosikal dan basikal Industri lain	6,594	6,891	6,963	6,648	6,610	6,594
		34,861	35,423	34,151	33,370	34,392	34,861
Jumlah Pembuatan		2,259,619	2,335,435	2,233,545	2,215,420	2,231,406	2,259,619

2022		2022		2023		Group Description/Period
Q1	Q2	Q3	Q4	(Jan. - Feb.)	(Jan. - Feb.)	
5,643	5,936	5,999	5,818	5,674	5,956	Manufacture of optical instruments, photographic equipment, magnetic and optical media
43,237	42,382	44,414	44,502	43,361	44,495	Manufacture of electric motors, generators, transformers and electricity distribution and control apparatus
19,128	18,606	18,852	18,608	19,161	18,915	Manufacture of electric motors, generators and transformers
24,109	23,776	25,562	25,894	24,200	25,580	Manufacture of electricity distribution and control apparatus
8,489	8,318	8,849	8,687	8,513	8,630	Manufacture of batteries and accumulators
23,924	24,331	24,275	24,074	23,788	24,428	Manufacture of wiring and wiring devices
937	966	1,026	926	884	941	Manufacture of fibre optic cables
21,213	21,614	21,499	21,825	21,151	22,060	Manufacture of other electronic and electric wires and cables
1,774	1,751	1,750	1,323	1,753	1,427	Manufacture of current -carrying and non current-carrying wiring devices for electrical circuits regardless of material
3,642	3,790	4,043	3,656	3,698	3,521	Manufacture of electric lighting equipment
15,787	15,552	14,968	14,844	15,300	14,932	Manufacture of domestic appliances
7,727	7,812	7,686	7,818	7,593	7,882	Manufacture of other electrical equipment
93,591	96,289	95,616	96,289	95,057	98,086	Manufacture of general-purpose and special-purpose machinery
7,756	7,565	7,475	7,548	7,703	7,976	Manufacture of fluid power equipment
22,721	22,846	22,359	22,093	23,030	22,593	Manufacture of other pumps, compressors, taps and valves
9,434	9,295	9,670	10,104	9,415	10,517	Manufacture of power-driven hand tools with self-contained electric or non-electric motor or pneumatic drives
9,900	9,860	9,283	9,303	9,855	9,530	Manufacture of metal-forming machinery and machine tools
43,781	46,723	46,829	47,242	45,054	47,471	Manufacture of air-conditioning machines, including for motor vehicles
24,441	24,590	25,233	25,340	24,524	24,684	Manufacture of other special-purpose machinery n.e.c.
6,672	6,905	7,078	7,336	6,757	7,676	Other industry
53,903	54,279	54,005	54,158	53,814	54,728	Manufacture of motor vehicles
13,252	13,269	13,692	13,936	13,066	14,389	Manufacture of bodies (coachwork) for motor vehicles; manufacture of trailers and semi-trailers
30,075	29,704	30,033	29,491	29,978	29,923	Manufacture of parts and accessories for motor vehicles
11,960	11,574	11,822	11,782	11,785	12,233	Building of ships and boats
3,428	3,554	3,567	3,464	3,431	3,280	Manufacture of railway locomotives, rolling stock, air and spacecraft, related machinery, military fighting vehicles and transport equipment n.e.c
14,688	14,577	14,644	14,244	14,763	14,411	Manufacture of motorcycles
78,959	79,824	78,998	77,294	78,533	79,053	Manufacture of bicycles and invalid carriages
60,777	61,735	60,915	59,201	60,211	60,239	Other industry
18,182	18,088	18,083	18,092	18,322	18,815	Manufacture of furniture
5,335	5,278	5,375	5,577	5,602	6,112	Manufacture of wooden and cane furniture
26,627	26,857	27,241	27,237	26,487	27,107	Other industry
6,137	6,149	6,281	6,191	6,308	6,079	Manufacture of jewellery, bijouterie and related articles
20,490	20,708	20,960	21,046	20,180	21,028	Manufacture of musical instruments, medical and dental instruments and supplies and other manufacturing n.e.c.
2,614	2,605	2,639	2,723	2,606	2,547	Manufacture of stationery
4,936	5,039	5,439	5,251	5,006	5,127	Other industry
42,865	43,016	41,867	42,314	42,470	43,478	Manufacture of sports goods
6,667	6,739	6,625	6,891	6,628	7,409	Manufacture of games and toys
36,198	36,276	35,242	35,423	35,842	36,069	Repair of fabricated metal products, machinery and equipment and installation of industrial machinery and equipment
2,287,325	2,297,905	2,316,961	2,335,435	2,275,927	2,349,967	Repair and maintenance of transport equipment except motorcycles and bicycles
						Other industry
						Total Manufacturing

Jadual
Table **1.5a** : Bilangan Pekerja Bergaji Sektor Pembuatan Mengikut Kumpulan
: Number of Paid Employees of Manufacturing Sector by Group

Kod Kumpulan Group code	Keterangan Kumpulan/Tempoh	2022					
		Jan.	Feb.	Mac	Apr.	Mei	Jun
267 (26701 & 26702) & 268 (26800)	Pembuatan peralatan optikal, kelengkapan fotografi, media magnetik dan optikal	5,601	5,674	5,643	5,859	5,822	5,936
271	Pembuatan motor elektrik, penjana, transformer dan perkakasan pengagihan dan pengawalan elektrik	43,546	43,361	43,237	42,301	42,223	42,382
	27101 Pembuatan motor elektrik, penjana dan transformer	19,281	19,161	19,128	18,574	18,675	18,606
	27102 Pembuatan perkakasan pengagihan dan pengawalan	24,265	24,200	24,109	23,727	23,549	23,776
272/ 27200	Pembuatan bateri dan akumulator	8,030	8,513	8,489	8,388	8,110	8,318
273	Pembuatan pendawaian dan peranti pendawaian	24,094	23,788	23,924	24,027	24,295	24,331
	27310 Pembuatan kabel gantian optikal	884	884	937	946	962	966
	27320 Pembuatan wayar dan kabel elektronik dan elektrik lain	21,457	21,151	21,213	21,312	21,591	21,614
	27330 Pembuatan alatan pendawaian pembawa dan bukan pembawa arus untuk litar elektrik (tanpa mengira jenis bahan)	1,753	1,753	1,774	1,770	1,742	1,751
274/ 27400	Pembuatan kelengkapan pencahayaan elektrik	3,705	3,698	3,642	3,652	3,669	3,790
275/ 27500	Pembuatan perkakasan domestik	15,393	15,300	15,787	15,574	15,530	15,552
279/ 27900	Pembuatan kelengkapan elektrik lain	7,631	7,593	7,727	7,697	7,731	7,812
281 & 282	Pembuatan jentera kegunaan umum dan kegunaan khas	93,820	95,057	93,591	94,805	94,870	96,289
	28120 & & Pembuatan alat-alat kuasa bendalir						
	28130 Pembuatan pam, pemampat, kepala paip dan injap lain	7,649	7,703	7,756	7,678	7,602	7,565
	28180 & & Pembuatan alatan tangan yang menggunakan kuasa dilengkapkan dengan motor elektrik atau bukan motor elektrik atau pneumatik	22,670	23,030	22,721	22,797	22,805	22,846
	28220 Pembuatan jentera pembentukan logam dan alatan mesin						
	28192 Pembuatan mesin penyaman udara, termasuk untuk kenderaan bermotor	9,300	9,415	9,434	9,334	9,328	9,295
	28290 Pembuatan lain-lain mesin bertujuan khas t.t.t.l. Industri lain	9,728 44,473	9,855 45,054	9,900 43,781	9,955 45,041	9,888 45,247	9,860 46,723
291 (29101 & 29102)	Pembuatan kenderaan bermotor	24,294	24,524	24,441	24,098	23,870	24,590
292/ 29200	Pembuatan kerangka (<i>coachwork</i>) untuk kenderaan bermotor; pembuatan treler dan semi treler	6,514	6,757	6,672	6,814	6,796	6,905
293/ 29300	Pembuatan alat ganti dan aksesori untuk kenderaan bermotor	53,581	53,814	53,903	54,112	54,234	54,279
301 (30110 & 30120)	Pembinaan kapal dan bot	13,103	13,066	13,252	13,056	13,129	13,269
302, 303, 304 & 309	Pembuatan lokomotif keretapi, <i>rolling stock</i> , kapal angkasa dan udara, jentera berkaitan, kenderaan tempur ketenteraan, dan kelengkapan pengangkutan t.t.t.l.	29,738	29,978	30,075	29,858	29,733	29,704
	30910 Pembuatan motosikal	11,680	11,785	11,960	11,684	11,512	11,574
	30920 Pembuatan basikal dan <i>invalid carriages</i> Industri lain	3,442 14,616	3,431 14,763	3,428 14,688	3,458 14,716	3,515 14,705	3,554 14,577
310	Pembuatan perabot	78,359	78,533	78,959	80,154	79,616	79,824
	31001 Pembuatan perabot kayu dan rotan Industri lain	60,314 18,045	60,211 18,322	61,922 18,182	61,540 18,232	61,735 18,076	61,735 18,088
321 (32110 & 32120)	Pembuatan barang kemas, <i>bijouterie</i> dan artikel berkaitan	5,507	5,602	5,335	5,409	5,403	5,278
322, 325 & 329	Pembuatan instrumen muzik, peralatan dan bekalan perubatan dan pergigian dan pembuatan lain t.t.t.l.	26,385	26,487	26,627	26,676	26,786	26,857
	32901 Pembuatan alat tulis Industri lain	6,288 20,097	6,308 20,180	6,137 20,490	6,181 20,496	6,199 20,587	6,149 20,708
323/ 32300	Pembuatan barangan sukan	2,692	2,606	2,614	2,625	2,640	2,605
324/ 32400	Pembuatan permainan dan mainan	4,853	5,006	4,936	4,833	4,925	5,039
331 & 332	Pembaikan pemasangan produk logam, jentera, kelengkapan dan pemasangan jentera perindustrian dan kelengkapan	42,529	42,470	42,865	43,097	43,347	43,016
	33150 Pembaikan dan penyelenggaraan kelengkapan pengangkutan kecuali motosikal dan basikal Industri lain	6,754 35,775	6,628 35,842	6,667 36,198	6,724 36,373	6,709 36,638	6,739 36,276
Jumlah Pembuatan		2,274,146	2,275,927	2,287,325	2,291,471	2,296,686	2,297,905

2023								Group Description/Period
Jul.	Ogo.	Sep.	Okt.	Nov.	Dis.	Jan.	Feb.	
5,857	6,021	5,999	5,997	5,740	5,818	6,019	5,956	Manufacture of optical instruments, photographic equipment, magnetic and optical media
43,008	44,102	44,414	44,512	44,336	44,502	44,702	44,495	Manufacture of electric motors, generators, transformers and electricity distribution and control
18,555	18,619	18,852	18,783	18,521	18,608	19,030	18,915	Manufacture of electric motors, generators and
24,453	25,483	25,562	25,728	25,815	25,894	25,672	25,580	Manufacture of electricity distribution and control
8,198	8,389	8,849	8,955	8,635	8,687	8,689	8,630	Manufacture of batteries and accumulators
23,984	24,548	24,275	24,337	24,749	24,074	23,949	24,428	Manufacture of wiring and wiring devices
999	1,016	1,026	1,022	929	926	936	941	Manufacture of fibre optic cables
21,238	21,781	21,499	21,583	22,072	21,825	21,586	22,060	Manufacture of other electronic and electric wires and
1,746	1,750	1,750	1,732	1,748	1,323	1,427	1,427	Manufacture of current-carrying and non current-carrying wiring devices for electrical circuits regardless of material
3,953	3,942	4,043	4,012	3,632	3,656	3,601	3,521	Manufacture of electric lighting equipment
15,266	15,415	14,968	15,273	14,704	14,844	14,901	14,932	Manufacture of domestic appliances
7,847	7,938	7,686	7,725	7,819	7,818	7,905	7,882	Manufacture of other electrical equipment
95,670	95,818	95,616	96,128	96,173	96,289	96,996	98,086	Manufacture of general-purpose and special-purpose machinery
7,582	7,542	7,475	7,522	7,568	7,548	7,902	7,976	Manufacture of fluid power equipment
22,405	22,395	22,359	22,294	22,175	22,093	22,213	22,593	Manufacture of other pumps, compressors, taps and valves
9,487	9,593	9,670	9,688	9,905	10,104	10,379	10,517	Manufacture of power-driven hand tools with self-contained electric or non-electric motor or pneumatic drives
9,850	9,696	9,283	9,326	9,213	9,303	9,397	9,530	Manufacture of metal-forming machinery and machine tools
46,346	46,591	46,829	47,297	47,312	47,242	47,104	47,471	Manufacture of air-conditioning machines, including for motor vehicles
25,068	25,180	25,233	25,217	25,233	25,340	25,254	24,684	Manufacture of other special-purpose machinery n.e.c.
6,862	6,937	7,078	7,084	6,998	7,336	7,361	7,676	Other industry
54,106	53,973	54,005	54,085	54,084	54,158	54,385	54,728	Manufacture of motor vehicles
13,607	13,669	13,692	14,008	14,044	13,936	14,356	14,389	Manufacture of bodies (coachwork) for motor vehicles; manufacture of trailers and semi-trailers
29,633	29,736	30,033	29,678	29,559	29,491	29,937	29,923	Manufacture of parts and accessories for motor vehicles
11,425	11,539	11,822	11,757	11,782	11,782	12,113	12,233	Building of ships and boats
3,562	3,500	3,567	3,562	3,532	3,464	3,349	3,280	Manufacture of railway locomotives, rolling stock, air and spacecraft, related machinery, military fighting vehicles and transport equipment n.e.c
14,647	14,696	14,644	14,359	14,245	14,244	14,475	14,411	Manufacture of motorcycles
78,338	78,497	78,998	78,762	77,544	77,294	79,024	79,053	Manufacture of bicycles and invalid carriages
60,345	60,650	60,915	60,637	59,865	59,201	60,332	60,239	Manufacture of furniture
17,993	17,846	18,083	18,124	17,680	18,092	18,692	18,815	Manufacture of wooden and cane furniture
5,351	5,328	5,375	5,434	5,569	5,577	5,981	6,112	Other industry
27,270	27,293	27,241	27,119	27,119	27,237	27,159	27,107	Manufacture of jewellery, bijouterie and related articles
6,263	6,272	6,281	6,272	6,134	6,191	6,215	6,079	Manufacture of musical instruments, medical and dental instruments and supplies and other manufacturing n.e.c.
21,006	21,020	20,960	20,847	20,985	21,046	20,944	21,028	Manufacture of stationery
2,615	2,637	2,639	2,683	2,649	2,723	2,646	2,547	Other industry
5,317	5,337	5,439	5,432	5,371	5,251	5,130	5,127	Manufacture of sports goods
42,826	42,276	41,867	42,353	42,172	42,314	43,460	43,478	Manufacture of games and toys
6,640	6,601	6,625	6,625	6,730	6,891	7,422	7,409	Repair of fabricated metal products, machinery and equipment and installation of industrial machinery and equipment
36,187	35,675	35,242	35,728	35,441	35,423	36,037	36,069	Repair and maintenance of transport equipment except motorcycles and bicycles
2,300,906	2,309,353	2,316,961	2,321,179	2,328,070	2,335,435	2,341,951	2,349,967	Other industry
Total Manufacturing								

Jadual **1.5b** : Bilangan Pekerja Bergaji Sektor Pembuatan Mengikut Kumpulan: Perubahan Peratusan Tahunan
 Table : Number of Paid Employees of Manufacturing Sector by Group: Annual Percentage Change

Kod Kumpulan Group code	Keterangan Kumpulan/Tempoh	2021		2021				2022			
		2021	2022	Q1	Q2	Q3	Q4	Q1	Q2	Q3	Q4
101	Pemprosesan dan pengawetan daging	1.1	4.9	-0.7	1.2	2.0	1.1	-0.02	0.4	-0.1	4.9
102	Pemprosesan dan pengawetan ikan, krustasea dan moluska	2.2	5.3	-1.0	-0.4	-0.1	2.2	-2.3	3.2	3.9	5.3
	10201 Pengetinan ikan, krustasea dan moluska & 10202 Pemprosesan dan pengawetan ikan, krustasea dan moluska	-0.6	6.4	-0.3	-0.8	-1.4	-0.6	-3.5	0.9	3.0	6.4
	Industri lain	19.5	-0.4	-4.9	2.1	7.9	19.5	4.2	17.0	9.2	-0.4
103	Pemprosesan dan pengawetan buah-buahan dan sayur - sayuran	-9.1	-2.1	-2.5	-7.9	-8.7	-9.1	-9.1	-9.3	-2.1	-2.1
	10303 Pengetinan nanas & 10304 Pembuatan jem, marmalad dan sajian jeli	-50.6	12.4	8.0	6.9	-51.0	-50.6	-57.0	-52.1	-2.9	12.4
	Industri lain	-4.5	-3.0	-3.6	-9.3	-4.0	-4.5	-3.8	-4.6	-2.1	-3.0
104	Pembuatan minyak dan lemak daripada sayuran dan haiwan	2.9	6.0	-1.9	-3.2	-0.3	2.9	3.2	3.1	3.6	6.0
	10404 Pembuatan minyak sayuran mentah dan bertapis & 10406 Pembuatan sebatian lemak masakan	5.5	5.7	-2.5	3.5	-0.1	5.5	1.8	4.6	5.0	5.7
	10405 Pembuatan minyak kelapa	2.9	4.9	2.2	0.8	0.3	2.9	3.5	6.8	7.5	4.9
	Industri lain	2.7	6.0	-2.0	-3.7	-0.3	2.7	3.3	2.8	3.4	6.0
105	Pembuatan produk tenusu	1.8	1.1	4.8	4.1	3.2	1.8	-5.2	-4.0	-4.9	1.1
	10502 Pembuatan susu pekat, tepung dan sejat	3.1	-1.1	3.9	5.2	4.0	3.1	-5.9	-5.4	-7.0	-1.1
	Industri lain	-1.7	7.3	7.4	0.9	0.9	-1.7	-3.4	-0.2	0.8	7.3
106	Pembuatan produk bijian, kanji dan produk berkanji	5.1	3.6	-0.9	2.2	5.1	5.1	3.2	2.5	1.8	3.6
	10611 Pengilangan beras	4.5	9.5	0.9	2.5	8.3	4.5	2.3	2.7	1.6	9.5
	10613 Pengilangan tepung	5.6	0.7	-1.1	2.1	2.6	5.6	5.0	2.8	2.1	0.7
	Industri lain	5.2	-9.5	-7.6	1.0	1.0	5.2	-0.9	-0.1	1.8	-9.5
107	Pembuatan produk makanan lain	6.4	5.6	4.6	4.7	4.5	6.4	4.8	4.0	4.7	5.6
	10711 Pembuatan biskut dan cookies	18.4	1.0	1.6	-1.1	-2.5	18.4	20.4	21.2	21.9	1.0
	10712 Pembuatan roti, kek dan produk bakeri lain	7.5	3.5	-3.8	5.6	6.5	7.5	2.1	-2.3	-1.6	3.5
	10713 Pembuatan produk snek	-3.8	5.0	-1.8	-1.1	-3.6	-3.8	-5.1	-3.1	1.2	5.0
	10721 Pembuatan gula	-3.2	-1.2	-10.9	-12.1	0.2	-3.2	-2.7	-3.5	-3.8	-1.2
	10731 Pembuatan produk koko	-5.1	-0.5	-4.6	-10.8	-12.2	-5.1	-3.8	-1.9	1.8	-0.5
	10732 Pembuatan coklat dan produk coklat & 10733 Pembuatan konfeksi gula	-8.0	-2.1	-8.2	-5.0	-6.2	-8.0	-8.5	-5.5	-2.1	-2.1
	10793 Pembuatan sos dan bahan perasa	18.4	15.5	17.3	11.3	11.3	18.4	13.5	17.5	14.6	15.5
	10799 Pembuatan produk makanan lain t.t.t.l.	7.6	10.7	26.2	19.5	18.5	7.6	14.5	8.1	9.9	10.7
	Industri lain	5.4	7.3	9.8	5.6	5.3	5.4	2.1	3.1	2.5	7.3
108/10800	Pembuatan makanan haiwan tersedia	-16.9	4.6	-6.8	-6.1	-16.7	-16.9	-16.4	-12.6	-2.5	4.6
110	Pembuatan minuman ringan	1.7	2.6	-10.6	-2.1	0.7	1.7	1.2	3.9	0.7	2.6
	11041 Pembuatan minuman ringan	0.0	3.1	-12.9	-2.7	-2.8	0.0	2.3	3.6	4.0	3.1
	11042 Pengeluaran air mineral semulajadi dan minuman lain yang dibotolkan	-3.6	-1.8	-8.6	-6.3	-4.1	-3.6	-5.4	0.5	-4.2	-1.8
	Industri lain	34.0	10.6	0.9	17.6	45.2	34.0	11.4	15.1	-6.4	10.6
120/12000	Pembuatan produk tembakau	3.3	2.8	-12.8	17.6	11.1	3.3	0.1	1.7	0.2	2.8
131	Pemintalan, penenunan dan penyiapan tekstil	-0.4	-1.8	-7.4	-6.7	-2.8	-0.4	-1.8	-1.9	-0.7	-1.8
	13110 Penyediaan dan pemintalan gentian tekstil & 13120 Penenunan tekstil	-5.8	-3.6	-4.2	-5.1	-6.6	-5.8	-7.5	-8.7	-5.6	-3.6
	13132 Pewarnaan, pelunturan, percetakan dan penyiapan akhir benang dan fabrik	26.6	3.2	-14.6	-6.9	16.0	26.6	22.8	22.1	15.3	3.2
	Industri lain	-37.5	-5.0	-16.1	-27.3	-26.6	-37.5	-30.2	-16.7	-16.3	-5.0
139	Pembuatan tekstil lain	8.2	2.5	-1.7	1.4	3.6	8.2	3.2	6.3	4.9	2.5
	13910 Pembuatan fabrik dikait dan dikrusye	10.9	-1.9	-3.4	3.4	5.4	10.9	8.4	6.6	4.2	-1.9
	Industri lain	6.5	5.6	-0.6	0.1	2.4	6.5	-0.2	6.0	5.4	5.6
141	Pembuatan pakaian, kecuali pakaian berbulu	1.9	2.6	-23.2	-19.0	-8.9	1.9	2.8	6.4	5.8	2.6
	14102 Pembuatan pakaian	3.2	2.9	-27.6	-21.5	-8.0	3.2	3.1	5.6	4.8	2.9
	Industri lain	-1.3	1.9	-9.3	-11.5	-11.3	-1.3	2.1	8.6	8.7	1.9
142 & 143	Pembuatan artikel daripada kulit bulu dan pakaian yang dikait dan dikrusye	-19.1	2.6	-30.8	-12.2	-20.1	-19.1	-12.1	-10.6	4.9	2.6
151 (15110 & 15120)	Penyamakan dan pembersihan kulit, pembuatan bagasi, beg tangan, pelana dan abah-abah pembersihan dan pewarnaan bulu	7.7	-4.4	0.4	2.7	7.4	7.7	5.8	2.6	-1.5	-4.4
152	Pembuatan kasut	0.3	8.8	-5.0	-5.5	-0.9	0.3	0.9	8.3	9.3	8.8
	15201 Pembuatan kasut kulit & 15203 Pembuatan kasut getah	-2.0	10.3	-7.6	-5.9	-4.2	-2.0	0.4	9.2	13.0	10.3
	Industri lain	3.2	6.9	-1.6	-5.1	3.0	3.2	1.4	7.1	5.1	6.9
161/16100	Pengilangan dan pengetaman kayu	4.2	-1.9	-6.6	-5.9	2.9	4.2	3.6	10.4	0.6	-1.9

Jadual Table **1.5b** : Bilangan Pekerja Bergaji Sektor Pembuatan Mengikut Kumpulan: Perubahan Peraturan Tahunan
 : Number of Paid Employees of Manufacturing Sector by Group: Annual Percentage Change

Kod Kumpulan Group code	Keterangan Kumpulan/Tempoh			2021				2022			
		2021	2022	Q1	Q2	Q3	Q4	Q1	Q2	Q3	Q4
162	Pembuatan produk daripada kayu, gabus, jerami dan bahan jalinan lain	2.0	1.6	-8.7	-2.6	-0.4	2.0	0.6	1.7	-0.1	1.6
16211	Pembuatan kepingan venier dan papan lapis	1.0	1.7	-15.6	-6.4	-1.2	1.0	1.2	2.3	-1.2	1.7
16212	Pembuatan papan partikel dan papan gentian	-2.7	-4.9	-8.6	-7.6	-8.8	-2.7	-1.5	5.3	5.0	-4.9
16221	Pertukangan kayu untuk jurubina	-0.1	-3.4	8.7	7.1	5.3	-0.1	-13.6	-14.0	-15.7	-3.4
	Industri lain	10.3	9.3	1.6	4.1	2.1	10.3	15.0	14.4	17.4	9.3
170	Pembuatan kertas dan produk kertas	3.5	4.3	-3.1	2.7	2.9	3.5	3.0	4.4	5.1	4.3
17010	Pembuatan pulpa, kertas dan kertas tebal	7.3	5.3	2.7	1.8	1.2	7.3	4.9	8.6	8.8	5.3
17020	Pembuatan kertas gelugur dan kertas tebal dan bekas daripada kertas dan kertas tebal	1.5	6.9	-3.8	5.0	2.5	1.5	2.1	2.3	5.6	6.9
17091	Pembuatan sampul surat dan kad surat	-5.9	-0.3	-6.2	2.7	0.1	-5.9	-7.8	-4.0	-0.7	-0.3
17092	Pembuatan kertas kegunaan rumah dan pembersih peribadi	6.0	-1.4	-7.1	1.0	1.5	6.0	4.3	3.2	4.9	-1.4
17093	Pembuatan kertas bergam atau pelekat yang berjalur atau bergulung dan label dan kertas dinding	7.3	4.0	-1.6	1.9	11.6	7.3	4.4	9.8	0.9	4.0
	Industri lain	-0.03	6.0	-1.4	-1.0	0.2	-0.03	3.1	4.9	5.9	6.0
181 & 182	Percetakan, aktiviti perkhidmatan berkaitan percetakan dan penerbitan semula media rakaman	3.7	4.0	-1.2	-0.4	-1.9	3.7	3.1	4.5	4.7	4.0
18110	Percetakan	4.6	4.7	-1.9	0.3	-1.3	4.6	4.0	5.8	6.2	4.7
18120 &	Aktiviti perkhidmatan berkaitan percetakan	0.1	0.9	1.8	-3.2	-4.6	0.1	-0.6	-1.0	-1.2	0.9
18200	Penerbitan semula media rakaman										
192 (19201 & 19202)	Pembuatan produk petroleum bertapis	2.8	4.2	-4.5	5.7	5.1	2.8	3.0	2.7	2.9	4.2
201	Pembuatan kimia asas, baja dan sebatian nitrogen, plastik dan getah sintetik dalam bentuk primer	-7.8	1.8	-10.5	-1.4	-3.4	-7.8	-3.5	-1.8	-2.4	1.8
20111	Pembuatan gas perindustrian atau perubatan bukan organik dalam bentuk cecair atau mampat	-18.3	5.6	-3.1	12.2	11.8	-18.3	-22.8	-21.3	-23.0	5.6
20112 &	Pembuatan kimia organik asas	8.8	8.5	-2.1	2.6	1.8	8.8	10.1	11.7	12.3	8.5
20113	Pembuatan sebatian bukan organik										
20121 &	Pembuatan baja	-17.1	-16.2	-1.4	-1.3	-2.6	-17.1	-16.0	-15.8	-17.2	-16.2
20129	Pembuatan produk campuran nitrogen										
20131	Pembuatan plastik dalam bentuk primer	-18.9	1.2	-30.8	-13.4	-18.3	-18.9	-2.6	-2.4	-2.6	1.2
	Industri lain	14.2	13.0	8.1	3.5	2.9	14.2	14.2	27.2	23.5	13.0
202 & 203	Pembuatan produk kimia lain dan serat buatan manusia	8.3	4.3	2.4	6.0	3.4	8.3	3.6	3.8	4.1	4.3
20210	Pembuatan racun perosak dan produk agrokimia lain	18.0	-0.3	14.8	12.8	10.7	18.0	1.3	1.5	0.5	-0.3
20221	Pembuatan cat, varnis dan penyadur dan mastik	-6.2	-0.3	3.4	-2.1	-2.9	-6.2	-7.1	-7.9	-6.5	-0.3
20222	Pembuatan dakwat cetak	24.4	15.2	20.9	22.1	21.6	24.4	18.6	15.4	15.7	15.2
20231 &	Pembuatan sabun dan bahan pencuci, penyediaan pembersih dan mengilap	0.1	5.7	0.4	5.1	-0.8	0.1	-2.0	-2.0	1.1	5.7
20232	Pembuatan pewangi dan penyediaan dandanan diri										
20291 &	Pembuatan plat fotografi, filem, sensitized paper dan other sensitized unexposed materials	26.7	3.3	-3.5	7.4	7.9	26.7	17.6	18.5	13.7	3.3
20292 &	Pembuatan dakwat menulis dan melukis										
20299	Pembuatan produk kimia lain t.t.t.l.										
	Industri lain	-11.5	-11.4	-2.2	0.3	0.3	-11.5	-5.9	-8.2	-7.2	-11.4
210	Pembuatan produk farmaseutikal, kimia perubatan dan botani	7.5	8.9	11.6	11.6	11.8	7.5	5.9	6.6	8.6	8.9
21001	Pembuatan bahan aktif ubat-ubatan untuk digunakan oleh bidang farmakologi dalam pembuatan ubat-ubatan	8.5	7.0	11.6	10.8	9.8	8.5	5.8	5.8	8.7	7.0
	Industri lain	4.9	13.8	11.6	13.6	16.6	4.9	6.1	8.5	8.3	13.8
221	Pembuatan produk getah	0.7	-0.2	3.9	6.2	3.5	0.7	1.7	-0.5	0.2	-0.2
22111	Pembuatan tayar getah untuk kenderaan	-3.7	-6.1	-11.8	1.0	-10.1	-3.7	-0.5	-4.3	-5.1	-6.1
22112	Pembuatan bunga tayar yang boleh ditukar ganti dan tayar celup	2.9	3.6	-3.5	-15.3	-6.4	2.9	1.0	2.6	4.1	3.6
22191 &	Pembuatan produk lain daripada getah asli atau sintetik, tidak divulkan, divulkan atau dikeraskan	-6.7	5.8	2.3	-0.7	-5.0	-6.7	-7.1	-5.5	0.4	5.8
22193	Pengilangan semula getah dan prosesan susu getah										
22192	Pembuatan sarung tangan getah	0.1	-1.1	3.7	7.7	7.5	0.1	2.7	0.8	-0.6	-1.1
22199	Pembuatan produk getah lain yang t.t.t.l.	7.3	-0.4	10.3	10.5	4.6	7.3	5.4	0.1	2.8	-0.4
222	Pembuatan produk plastik	-0.2	3.3	3.9	1.3	-1.7	-0.2	0.1	1.0	4.3	3.3
22201 &	Pembuatan produk plastik separa siap	-5.2	11.4	5.0	4.0	-3.3	-5.2	2.0	5.6	8.8	11.4
22202	Pembuatan produk plastik siap										
22203	Pembuatan artikel plastik untuk pembungkusan barangan	4.0	4.0	5.6	1.6	-0.4	4.0	3.7	3.5	6.8	4.0
22204	Pembuatan barangan plastik jurubina	0.2	9.3	-3.0	-0.7	0.004	0.2	4.1	7.0	7.9	9.3
22205	Pembuatan pinggan mangkuk, peralatan dapur dan barangan tandas daripada plastik	0.7	9.4	10.2	3.8	0.4	0.7	13.2	17.9	20.8	9.4
22209	Pembuatan pelbagai produk plastik t.t.t.l.	-0.9	-4.1	1.1	-1.1	-2.3	-0.9	-7.4	-8.3	-4.9	-4.1
231 (23101 & 23102 & 23109)	Pembuatan kaca dan produk kaca	5.5	11.3	-0.5	0.1	-1.5	5.5	4.1	12.6	17.6	11.3

Jadual Table **1.5b** : Bilangan Pekerja Bergaji Sektor Pembuatan Mengikut Kumpulan: Perubahan Peraturan Tahunan
 : Number of Paid Employees of Manufacturing Sector by Group: Annual Percentage Change

Kod Kumpulan Group code	Keterangan Kumpulan/Tempoh	2021	2022	2021				2022			
				Q1	Q2	Q3	Q4	Q1	Q2	Q3	Q4
239	Pembuatan pengeluaran galian bukan logam t.t.t.l.	1.4	-0.5	-2.3	-2.3	0.4	1.4	0.3	1.5	0.3	-0.5
23911	Pembuatan mortar refraktori dan konkrit	3.6	-6.6	-2.2	-0.1	0.6	3.6	-9.2	-9.5	-8.5	-6.6
23921	Pembuatan seramik bukan refraktori	-6.2	2.9	2.0	-1.1	-8.0	-6.2	-2.0	-2.8	5.1	2.9
23930	Pembuatan produk porselin dan seramik lain	6.1	-4.7	-2.1	-2.8	2.4	6.1	3.6	6.9	-4.5	-4.7
23941	Pembuatan simen hidraulik	2.0	4.3	-13.6	-7.2	-0.2	2.0	3.1	5.2	2.3	4.3
23951	Pembuatan konkrit dan mortar siap bancuh dan banchuan kering	2.0	4.3	-13.6	-7.2	-0.2	2.0	3.1	5.2	2.3	4.3
23952	Pembuatan konkrit pratuangan, simen atau artikel batu buatan yang digunakan dalam pembinaan;	3.3	-0.9	4.0	-1.2	1.8	3.3	2.4	3.7	2.8	-0.9
23953	Pembuatan komponen struktur pasang siap untuk bangunan atau kejuruteraan awam dari simen, batu atau konkrit buatan	3.3	-0.9	4.0	-1.2	1.8	3.3	2.4	3.7	2.8	-0.9
23959	Pembuatan artikel konkrit, simen dan plaster lain t.t.t.l.	3.3	-0.9	4.0	-1.2	1.8	3.3	2.4	3.7	2.8	-0.9
23990	Pembuatan produk mineral bukan logam lain t.t.t.l.	4.9	0.8	-5.1	-1.0	1.2	4.9	7.7	7.1	4.9	0.8
	Industri lain	-10.9	1.0	-0.9	-1.2	-0.8	-10.9	-7.8	-5.1	-3.6	1.0
241 (24101 & 24102 & 24103 & 24104 & 24109)	Pembuatan besi dan keluli asas	1.8	0.4	3.2	4.6	2.7	1.8	0.9	3.8	6.0	0.4
242 (24201 & 24202 & 24209)	Pembuatan logam asas berharga dan logam bukan ferus lain	-1.9	1.6	-5.0	-2.9	-2.8	-1.9	0.02	1.1	2.3	1.6
243	Pengacuan logam	1.7	-2.8	2.8	1.4	-0.4	1.7	0.2	0.5	0.9	-2.8
251 & 252	Pembuatan produk struktur logam, tangki, takungan, penjana wap, senjata dan peluru	-1.1	0.8	12.0	-1.2	-0.1	-1.1	-2.3	1.6	-2.1	0.8
25113	Pembuatan pintu, tingkap dan bingkai, penutup tingkap dan pintu pagar daripada logam	-1.8	-0.2	12.2	-2.5	0.2	-1.8	-3.2	0.3	-5.6	-0.2
25119	Pembuatan produk struktur logam lain	1.5	4.6	13.2	7.5	2.9	1.5	1.1	4.1	7.1	4.6
25120	Pembuatan tangki, takungan dan kontena daripada logam	1.5	4.6	13.2	7.5	2.9	1.5	1.1	4.1	7.1	4.6
	Industri lain	-1.2	0.5	9.6	-5.3	-5.6	-1.2	-2.0	4.7	3.9	0.5
259	Pembuatan lain-lain produk yang direka daripada logam; aktiviti perkhidmatan kerja logam	2.9	2.2	2.3	0.4	0.7	2.9	2.6	2.8	3.5	2.2
25910	Tempaan, tekanan, hentakan dan bentuk gelekkan logam; serbuk metalurgi	2.2	1.5	7.9	2.9	2.1	2.2	1.6	2.7	5.5	1.5
25920	Rawatan dan penyalutan logam; menggunakan mesin	5.0	5.8	15.0	7.1	5.6	5.0	3.2	2.1	7.0	5.8
25991	Pembuatan tin untuk produk makanan dan minuman, tiub dan kotak boleh dilipat	0.4	-1.9	-1.6	-0.3	-2.4	0.4	1.0	1.0	2.4	-1.9
25992	Pembuatan kabel, plaited bands (jalur/pita berpintal) dan artikel seumpamanya daripada logam	0.2	0.3	-3.2	-5.2	-1.7	0.2	1.1	1.8	-0.5	0.3
25993	Pembuatan bolt, skru, nat dan produk uliran seumpamanya	0.2	0.3	-3.2	-5.2	-1.7	0.2	1.1	1.8	-0.5	0.3
25994	Pembuatan barangan rumah daripada logam	-7.5	-0.8	-2.0	-11.5	-13.1	-7.5	-6.0	1.5	-1.2	-0.8
25999	Pembuatan produk lain yang direka daripada logam t.t.t.l.	7.3	5.4	2.3	2.1	3.1	7.3	5.4	3.9	3.6	5.4
	Industri lain	3.0	-0.3	-6.9	-0.1	-1.0	3.0	4.8	4.7	4.5	-0.3
261	Pembuatan komponen dan papan elektronik	8.8	7.4	-1.4	6.5	7.6	8.8	8.4	8.3	9.5	7.4
26101	Pembuatan diod, transistor dan alatan semikonduktor yang seumpamanya	7.5	6.7	-3.7	4.6	7.2	7.5	7.2	7.6	8.0	6.7
26102	Pembuatan litar elektronik bersepadu dengan pemasangan mikro	7.5	6.7	-3.7	4.6	7.2	7.5	7.2	7.6	8.0	6.7
26103	Pembuatan kapasitor dan perintang elektrik	11.9	9.3	3.6	10.5	9.0	11.9	10.9	10.2	13.0	9.3
26104	Pembuatan papan litar bercetak	11.9	9.3	3.6	10.5	9.0	11.9	10.9	10.2	13.0	9.3
26105	Pembuatan komponen paparan	2.1	1.1	-7.8	1.7	2.6	2.1	3.7	4.1	3.1	1.1
26109	Pembuatan komponen lain untuk aplikasi elektronik	2.1	1.1	-7.8	1.7	2.6	2.1	3.7	4.1	3.1	1.1
262 (26201 & 26202)	Pembuatan komputer dan kelengkapan peranti	9.2	5.8	-5.7	5.0	7.6	9.2	8.8	9.4	7.0	5.8
263/ 26300	Pembuatan peralatan komunikasi	2.7	7.8	0.6	6.9	3.7	2.7	4.6	4.6	8.4	7.8
264/ 26400	Pembuatan peralatan elektronik pengguna	-0.6	3.9	-1.4	-1.6	-1.2	-0.6	0.6	5.4	4.2	3.9
265	Pembuatan kelengkapan mengukur, menguji, memandu arah dan kawalan; jam tangan dan jam	6.7	8.2	-5.2	2.2	3.9	6.7	3.8	5.0	8.0	8.2
26511	Pembuatan kelengkapan mengukur, menguji, memandu arah dan kawalan	7.3	8.8	-4.2	3.6	6.2	7.3	2.9	3.4	6.2	8.8
26512	Pembuatan kelengkapan kawalan proses perindustrian	4.9	6.0	-8.6	-2.5	-3.8	4.9	6.7	10.7	14.6	6.0
26520	Pembuatan jam tangan dan jam dan bahagiannya	4.9	6.0	-8.6	-2.5	-3.8	4.9	6.7	10.7	14.6	6.0
266/ 26600	Pembuatan peralatan penyinaran, perubatan elektro dan elektroterapeutik	0.1	1.5	-8.0	2.2	4.4	0.1	-0.4	-1.1	-1.8	1.5

2022	2023	2022												2023		Group Description/Period
(Jan. - Feb.)	(Jan. - Feb.)	Jan.	Feb.	Mar.	Apr.	Mei	Jun	Jul.	Ogo.	Sep.	Okt.	Nov.	Dis.	Jan.		
0.5	-1.5	0.3	0.5	0.3	0.0	-0.8	1.5	1.3	0.5	0.3	0.9	0.2	-0.5	-1.0	Manufacture of non-metallic mineral products Manufacture of refractory mortars and concretes	
-5.6	-4.7	-6.0	-5.6	-9.2	-10.1	-10.3	-9.5	-7.3	-7.4	-8.5	-5.8	-5.3	-6.6	-5.3	Manufacture of non-refractory ceramic	
-1.2	-13.3	-5.7	-1.2	-2.0	-2.9	-4.8	-2.8	0.3	1.3	5.1	3.2	3.0	2.9	1.4	Manufacture of other porcelain and ceramic products	
4.2	-3.7	4.0	4.2	3.6	5.6	6.7	6.9	7.3	-6.1	-4.5	-4.4	-3.9	-4.7	-3.6	Manufacture of hydraulic cement	
2.3	3.4	0.7	2.3	3.1	5.2	3.5	5.2	3.1	3.2	2.3	5.6	5.7	4.3	4.4	Manufacture of ready-mix and dry-mix concrete and mortars	
															Manufacture of precast concrete, cement or artificial stone articles for use in construction	
1.8	0.1	3.9	1.8	2.4	0.7	0.2	3.7	2.9	3.1	2.8	3.6	-0.8	-0.9	-1.2	Manufacture of prefabricated structural components for building or civil engineering of cement, concrete or artificial stone	
															Manufacture of other articles of concrete, cement and plaster n.e.c.	
7.6	-4.4	6.7	7.6	7.7	6.3	3.5	7.1	6.4	6.6	4.9	-0.1	0.0	0.8	-4.1	Manufacture of other non-metallic mineral products n.e.c.	
-8.1	0.3	-9.2	-8.1	-7.8	-7.4	-7.3	-5.1	-5.4	-3.2	-3.6	-3.8	2.6	1.0	-0.5	Other industry	
-0.2	1.0	-0.6	-0.2	0.9	3.5	3.5	3.8	5.6	5.8	6.0	5.3	5.3	0.4	1.8	Manufacture of basic iron and steel	
0.3	0.4	-0.9	0.3	0.0	1.5	1.0	1.1	2.9	3.0	2.3	1.6	1.3	1.6	0.7	Manufacture of basic precious and other non-ferrous metals	
4.1	-2.0	5.1	4.1	0.2	-1.2	-0.7	0.5	4.0	0.9	0.9	1.8	-2.3	-2.8	-3.2	Casting of metals	
-2.1	1.3	-1.5	-2.1	-2.3	-1.5	-1.0	1.6	0.1	0.3	-2.1	-2.5	-1.5	0.8	0.3	Manufacture of structural metal products, tanks, reservoirs, steam generators, weapons and ammunition	
															Manufacture of metal doors, windows and their frames, shutters and gates	
-2.6	-0.3	-2.0	-2.6	-3.2	-3.0	-3.0	0.3	-2.2	-2.9	-5.6	-6.2	-3.6	-0.2	-1.3	Manufacture of other structural metal products	
1.3	5.5	0.7	1.3	1.1	2.3	3.2	4.1	4.2	6.9	7.1	6.4	5.2	4.6	5.2	Manufacture of tanks, reservoirs and containers of metal	
-3.5	3.9	-1.8	-3.5	-2.0	1.0	3.5	4.7	6.1	7.6	3.9	4.3	0.1	0.5	1.7	Other industry	
2.3	3.3	2.7	2.3	2.6	1.8	2.0	2.8	3.5	3.9	3.5	2.7	2.1	2.2	2.8	Manufacture of other fabricated metal products; metal working service activities	
1.7	-1.4	1.3	1.7	1.6	1.8	2.6	2.7	3.1	5.4	5.5	3.6	1.4	1.5	1.2	Forging, pressing, stamping and roll-forming of metal; powder metallurgy	
3.4	6.2	5.1	3.4	3.2	1.1	0.9	2.1	3.6	5.3	7.0	6.8	3.8	5.8	6.1	Treatment and coating of metals; machining	
1.2	0.6	0.9	1.2	1.0	1.5	-0.3	1.0	2.8	4.0	2.4	-0.1	0.1	-1.9	-0.3	Manufacture of tins and cans for food products, collapsible tubes and boxes	
															Manufacture of metal cable, plaited bands and similar articles	
0.8	3.0	-0.6	0.8	1.1	0.6	1.1	1.8	3.1	2.8	-0.5	0.6	0.8	0.3	2.2	Manufacture of bolts, screws, nuts and similar threaded products	
-8.3	0.6	-8.2	-8.3	-6.0	-7.8	-7.1	1.5	-0.3	-0.2	-1.2	-1.1	-1.0	-0.8	1.6	Manufacture of metal household articles	
4.7	8.2	7.8	4.7	5.4	3.2	3.8	3.9	4.3	3.3	3.6	3.2	5.3	5.4	5.3	Manufacture of any other fabricated metal products n.e.c.	
4.7	3.3	3.6	4.7	4.8	4.9	4.2	4.7	5.1	3.6	4.5	2.0	-0.1	-0.3	0.5	Other industry	
7.9	7.2	8.3	7.9	8.4	8.0	7.8	8.3	8.6	8.7	9.5	7.3	7.3	7.4	6.9	Manufacture of electronic components and boards	
															Manufacture of diodes, transistors and similar semiconductor devices	
6.2	6.1	6.5	6.2	7.2	6.7	6.4	7.6	7.9	7.8	8.0	7.3	6.6	6.7	5.9	Manufacture of electronic integrated circuits micro assemblies	
															Manufacture of electrical capacitors and resistors	
11.3	10.0	11.7	11.3	10.9	10.5	10.3	10.2	10.6	10.8	13.0	8.1	9.1	9.3	9.5	Manufacture of printed circuit boards	
															Manufacture of display components	
2.9	0.4	3.2	2.9	3.7	4.2	4.9	4.1	3.7	3.7	3.1	2.0	2.1	1.1	0.3	Manufacture of other components for electronic applications	
7.7	0.5	8.3	7.7	8.8	8.4	9.0	9.4	7.9	8.2	7.0	6.4	6.8	5.8	0.5	Manufacture of computers and peripheral equipment	
3.7	6.7	2.3	3.7	4.6	3.9	4.5	4.6	5.5	6.3	8.4	7.4	6.4	7.8	8.6	Manufacture of communication equipment	
0.8	0.6	1.2	0.8	0.6	3.5	3.8	5.4	12.5	12.6	4.2	2.2	3.5	3.9	0.8	Manufacture of consumer electronics	
3.5	9.2	3.9	3.5	3.8	3.3	3.0	5.0	6.4	7.3	8.0	8.3	8.0	8.2	7.4	Manufacture of measuring, testing, navigating and control equipment; watches and clocks	
															Manufacture of measuring, testing, navigating and control equipment	
3.0	10.4	3.4	3.0	2.9	2.5	2.0	3.4	4.5	5.5	6.2	6.4	9.0	8.8	8.2	Manufacture of industrial process control equipment	
5.1	5.1	5.8	5.1	6.7	5.8	6.7	10.7	13.2	13.8	14.6	15.3	4.9	6.0	4.9	Manufacture of watches and clocks and parts	
-0.5	1.5	-0.1	-0.5	-0.4	-0.9	-0.6	-1.1	-2.1	-2.3	-1.8	-1.0	1.6	1.5	2.2	Manufacture of irradiation, electromedical and electrotherapeutic equipment	

Jadual Table **1.5b** : Bilangan Pekerja Bergaji Sektor Pembuatan Mengikut Kumpulan: Perubahan Peratusan Tahunan
 : Number of Paid Employees of Manufacturing Sector by Group: Annual Percentage Change

Kod Kumpulan Group code	Keterangan Kumpulan/Tempoh	2021	2022	2021				2022			
				Q1	Q2	Q3	Q4	Q1	Q2	Q3	Q4
267 (26701 & 26702) & 268 (26800)	Pembuatan peralatan optikal, kelengkapan fotografi, media magnetik dan optikal	-8.8	-1.4	-10.6	-4.8	-4.9	-8.8	-11.2	-6.6	-4.2	-1.4
271	Pembuatan motor elektrik, penjana, transformer dan perkakasan pengagihan dan pengawalan elektrik	6.7	2.8	6.0	3.7	5.6	6.7	4.0	4.0	4.6	2.8
27101	Pembuatan motor elektrik, penjana dan transformer	5.8	-2.3	8.0	6.2	6.4	5.8	0.6	1.2	-0.2	-2.3
27102	Pembuatan perkakasan pengagihan dan pengawalan elektrik	7.4	6.8	4.3	1.8	4.9	7.4	6.9	6.3	8.4	6.8
272/ 27200	Pembuatan bateri dan akumulator	-8.8	8.3	11.2	0.5	-2.2	-8.8	-5.3	-3.5	2.8	8.3
273	Pembuatan pendawaian dan peranti pendawaian	7.9	-0.4	-1.0	9.6	9.4	7.9	9.8	9.4	5.3	-0.4
27310	Pembuatan kabel gantian optikal	-0.3	4.4	-11.7	-4.2	4.4	-0.3	5.6	10.5	8.5	4.4
27320	Pembuatan wayar dan kabel elektronik dan elektrik lain	7.2	1.2	-0.5	9.4	8.7	7.2	9.1	10.1	5.6	1.2
27330	Pembuatan alatan pendawaian pembawa dan bukan pembawa arus untuk litar elektrik (tanpa mengira jenis bahan)	22.1	-23.7	-1.1	20.9	22.2	22.1	22.6	0.9	0.3	-23.7
274/ 27400	Pembuatan kelengkapan pencahayaan elektrik	-18.9	-1.0	-11.3	-4.3	-9.0	-18.9	-17.5	-12.3	-1.5	-1.0
275/ 27500	Pembuatan perkakasan domestik	3.3	-3.1	-0.1	-1.7	-2.9	3.3	2.1	3.6	1.4	-3.1
279/ 27900	Pembuatan kelengkapan elektrik lain	0.5	3.1	16.0	11.1	-0.3	0.5	3.5	6.5	4.1	3.1
281 & 282	Pembuatan jentera kegunaan umum dan kegunaan khas	1.1	3.6	3.1	3.1	0.3	1.1	1.2	2.8	4.4	3.6
28120 & 28130	Pembuatan alat-alat kuasa bendalir	22.6	-1.0	-6.9	-0.7	3.8	22.6	24.1	23.6	19.4	-1.0
28180 & 28220	Pembuatan alatan tangan yang menggunakan kuasa dilengkapkan dengan motor elektrik atau bukan motor elektrik atau pneumatik	-5.1	-2.1	5.2	3.8	-0.8	-5.1	-4.2	-3.9	-4.1	-2.1
28192	Pembuatan mesin penyaman udara, termasuk untuk kenderaan bermotor	-7.9	15.3	-9.6	-2.7	-7.5	-7.9	2.1	2.4	11.2	15.3
28290	Pembuatan lain-lain mesin bertujuan khas t.t.t.l. Industri lain	-3.4	-2.8	-5.4	-6.1	-6.9	-3.4	0.1	0.1	-1.2	-2.8
291 (29101 & 29102)	Pembuatan kenderaan bermotor	1.7	4.5	-8.2	0.4	2.4	1.7	1.9	4.0	5.2	4.5
292/ 29200	Pembuatan kerangka (<i>coachwork</i>) untuk kenderaan bermotor; pembuatan treler dan semi treler	-1.1	12.8	-19.6	-0.6	0.8	-1.1	2.5	5.2	7.7	12.8
293/ 29300	Pembuatan alat ganti dan aksesori untuk kenderaan bermotor	0.9	2.1	-5.6	0.9	0.5	0.9	2.2	3.4	2.9	2.1
301 (30110 & 30120)	Pembinaan kapal dan bot	-0.6	8.5	-0.7	-1.8	-0.8	-0.6	-0.5	7.5	5.6	8.5
302, 303, 304 & 309	Pembuatan lokomotif keretapi, <i>rolling stock</i> , kapal angkasa dan udara, jentera berkaitan, kenderaan tempur ketenteraan, dan kelengkapan pengangkutan t.t.t.l.	1.5	2.6	-9.2	1.3	0.5	1.5	1.0	4.7	4.9	2.6
30910	Pembuatan motosikal	3.4	3.4	-7.6	0.7	2.5	3.4	2.7	4.4	4.8	3.4
30920	Pembuatan basikal dan <i>invalid carriages</i> Industri lain	-7.1	7.5	-13.0	6.3	-2.8	-7.1	-11.2	5.4	10.2	7.5
310	Pembuatan perabot	4.0	0.6	-0.7	-2.5	4.6	4.0	4.4	10.7	1.9	0.6
31001	Pembuatan perabot kayu dan rotan Industri lain	5.4	0.6	-1.9	-5.3	4.3	5.4	7.3	15.3	3.5	0.6
321 (32110 & 32120)	Pembuatan barang kemas, <i>bijouterie</i> dan artikel berkaitan	-4.2	3.3	-9.0	-8.4	-7.5	-4.2	-1.9	0.2	1.7	3.3
322, 325 & 329	Pembuatan instrumen muzik, peralatan dan bekalan perubatan dan pergigian dan pembuatan lain t.t.t.l.	8.2	3.6	7.3	4.6	5.4	8.2	4.0	5.7	6.6	3.6
32901	Pembuatan alat tulis Industri lain	3.0	-2.2	-4.0	-4.6	-3.9	3.0	1.2	2.9	4.4	-2.2
323/ 32300	Pembuatan barangan sukan	13.0	2.1	14.7	6.9	5.4	13.0	-1.4	1.6	4.5	2.1
324/ 32400	Pembuatan permainan dan mainan	0.5	8.2	-8.3	-7.7	-6.5	0.5	1.1	7.3	13.3	8.2
331 & 332	Pembaikan pemasangan produk logam, jentera, kelengkapan dan pemasangan jentera perindustrian dan kelengkapan	3.7	2.1	0.8	1.5	2.3	3.7	4.3	7.5	2.1	2.1
33150	Pembaikan dan penyelenggaraan kelengkapan pengangkutan kecuali motosikal dan basikal Industri lain	-7.3	4.5	-9.3	-7.3	-4.2	-7.3	-4.2	1.4	0.2	4.5
		6.1	1.6	3.2	3.5	3.7	6.1	6.0	8.7	2.5	1.6
Jumlah Pembuatan		2.7	3.4	-1.1	1.2	1.6	2.7	2.4	3.7	3.8	3.4

2022	2023	2022												2023	Group Description/Period
(Jan. - Feb.)	(Jan. - Feb.)	Jan.	Feb.	Mar.	Apr.	Mei	Jun	Jul.	Ogo.	Sep.	Okt.	Nov.	Dis.	Jan.	
-11.3	5.0	-13.3	-11.3	-11.2	-8.0	-8.9	-6.6	-6.0	-4.6	-4.2	-4.0	-2.4	-1.4	7.5	Manufacture of optical instruments, photographic equipment, magnetic and optical media
4.5	2.6	5.0	4.5	4.0	3.6	3.6	4.0	5.8	5.9	4.6	4.5	4.2	2.8	2.7	Manufacture of electric motors, generators, transformers and electricity distribution and control apparatus
1.0	-1.3	1.8	1.0	0.6	0.5	1.8	1.2	0.4	0.3	-0.2	-0.4	-1.0	-2.3	-1.3	Manufacture of electric motors, generators and transformers
7.5	5.7	7.7	7.5	6.9	6.1	5.1	6.3	10.3	10.4	8.4	8.3	8.4	6.8	5.8	Manufacture of electricity distribution and control apparatus
-4.6	1.4	-10.6	-4.6	-5.3	-5.9	-10.0	-3.5	-3.6	-6.7	2.8	4.3	6.7	8.3	8.2	Manufacture of batteries and accumulators
8.3	2.7	8.6	8.3	9.8	11.4	11.5	9.4	8.4	8.6	5.3	3.8	3.9	-0.4	-0.6	Manufacture of wiring and wiring devices
0.2	6.3	0.6	0.2	5.6	8.6	9.6	10.5	12.7	15.1	8.5	8.2	8.0	4.4	5.9	Manufacture of fibre optic cables
7.7	4.3	7.9	7.7	9.1	10.8	11.1	10.1	8.9	9.0	5.6	4.0	4.1	1.2	0.6	Manufacture of other electronic and electric wires and cables
21.9	-18.6	22.7	21.9	22.6	21.5	18.4	0.9	0.9	0.3	0.3	-1.0	-0.9	-23.7	-18.6	Manufacture of current-carrying and non current-carrying wiring devices for electrical circuits regardless of material
-17.3	-4.8	-18.2	-17.3	-17.5	-16.1	-15.2	-12.3	-6.7	-5.1	-1.5	-1.3	-2.3	-1.0	-2.8	Manufacture of electric lighting equipment
3.2	-2.4	3.4	3.2	2.1	1.9	2.6	3.6	3.2	4.1	1.4	1.6	-3.2	-3.1	-3.2	Manufacture of domestic appliances
1.4	3.8	1.6	1.4	3.5	3.3	3.9	6.5	6.8	8.6	4.1	5.3	3.0	3.1	3.6	Manufacture of other electrical equipment
1.3	3.2	1.4	1.3	1.2	2.0	2.5	2.8	4.4	4.5	4.4	5.0	3.2	3.6	3.4	Manufacture of general-purpose and special-purpose machinery
23.6	3.5	23.1	23.6	24.1	21.8	21.3	23.6	22.0	21.0	19.4	21.7	-2.3	-1.0	3.3	Manufacture of fluid power equipment
															Manufacture of other pumps, compressors, taps and valves
-4.3	-1.9	-3.9	-4.3	-4.2	-5.2	-4.4	-3.9	-4.4	-4.2	-4.1	-4.5	-2.0	-2.1	-2.0	Manufacture of power-driven hand tools with self-contained electric or non-electric motor or pneumatic drives
															Manufacture of metal-forming machinery and machine tools
1.6	11.7	1.1	1.6	2.1	1.3	2.6	2.4	10.4	10.8	11.2	14.0	14.1	15.3	11.6	Manufacture of air-conditioning machines, including for motor vehicles
-0.6	-3.3	-2.1	-0.6	0.1	-0.9	-1.8	0.1	-0.1	-0.5	-1.2	-1.6	-3.1	-2.8	-3.4	Manufacture of other special-purpose machinery
1.7	5.4	2.1	1.7	0.9	4.0	4.6	4.3	6.4	6.7	6.6	7.4	6.1	6.3	5.9	Other industry
1.9	0.7	1.9	1.9	1.9	0.6	-0.1	4.0	7.0	7.0	5.2	4.6	4.5	4.5	4.0	Manufacture of motor vehicles
2.3	13.6	-1.5	2.3	2.5	2.6	1.8	5.2	4.8	5.9	7.7	7.4	7.1	12.8	13.0	Manufacture of bodies (coachwork) for motor vehicles; manufacture of trailers and semi-trailers
1.9	1.7	2.1	1.9	2.2	2.3	2.9	3.4	3.6	3.8	2.9	2.3	2.2	2.1	1.5	Manufacture of parts and accessories for motor vehicles
-0.7	10.1	-0.1	-0.7	-0.5	3.9	4.0	7.5	10.4	10.6	5.6	7.4	7.2	8.5	9.6	Building of ships and boats
0.8	-0.2	0.2	0.8	1.0	3.6	3.8	4.7	4.7	5.3	4.9	2.7	2.3	2.6	0.7	Manufacture of railway locomotives, rolling stock, air and spacecraft, related machinery, military fighting vehicles and transport equipment n.e.c
2.6	3.8	3.1	2.6	2.7	4.3	3.6	4.4	3.4	4.5	4.8	2.1	2.5	3.4	3.7	Manufacture of motorcycles
-11.0	-4.4	-10.5	-11.0	-11.2	-1.3	2.1	5.4	6.7	7.3	10.2	10.3	9.3	7.5	-2.7	Manufacture of bicycles and invalid carriages
2.6	-2.4	0.7	2.6	3.0	4.3	4.3	4.8	5.2	5.5	3.8	1.4	0.6	0.8	-1.0	Other industry
4.3	0.7	4.4	4.3	4.4	4.6	4.2	10.7	10.8	10.7	1.9	2.3	0.4	0.6	0.8	Manufacture of furniture
7.1	0.0	7.6	7.1	7.3	7.5	7.1	15.3	15.8	16.0	3.5	3.6	1.5	0.6	0.03	Manufacture of wooden and cane furniture
-3.8	2.7	-5.0	-3.8	-4.2	-4.0	-4.4	-2.6	-3.2	-4.1	-3.2	-1.8	-3.2	0.5	3.6	Other industry
-1.7	9.1	-4.6	-1.7	-1.9	0.0	0.7	0.2	0.2	0.02	1.7	2.2	2.6	3.3	8.6	Manufacture of jewellery, bijouterie and related articles
3.9	2.3	5.6	3.9	4.0	3.7	4.3	5.7	7.4	7.5	6.6	5.4	3.8	3.6	2.9	Manufacture of musical instruments, medical and dental instruments and supplies and other manufacturing n.e.c.
4.3	-3.6	2.0	4.3	1.2	2.1	2.9	2.9	5.1	5.8	4.4	1.8	-2.4	-2.2	-1.2	Manufacture of stationery
3.8	4.2	6.7	3.8	4.8	4.2	4.7	6.6	8.1	8.0	7.2	6.5	5.7	5.4	4.2	Other industry
-1.4	-2.3	2.1	-1.4	-1.4	0.8	1.5	1.6	2.0	3.9	4.5	5.3	0.6	2.1	-1.7	Manufacture of sports goods
3.3	2.4	-1.2	3.3	1.1	0.6	4.1	7.3	13.1	13.2	13.3	12.7	12.3	8.2	5.7	Manufacture of games and toys
1.7	2.4	2.6	1.7	4.3	5.0	5.8	7.5	6.1	4.0	2.1	1.8	0.6	2.1	2.2	Repair of fabricated metal products, machinery and equipment and installation of industrial machinery and equipment
-6.9	11.8	-7.2	-6.9	-4.2	-3.4	-3.9	1.4	0.3	-0.02	0.2	0.8	-0.5	4.5	9.9	Repair and maintenance of transport equipment except motorcycles and bicycles
3.5	0.6	4.7	3.5	6.0	6.7	7.7	8.7	7.2	4.8	2.5	2.0	0.8	1.6	0.7	Other industry
2.1	3.3	2.2	2.1	2.4	2.5	2.7	3.7	4.1	4.3	3.8	3.6	3.3	3.4	3.0	Total Manufacturing

Kod Kumpulan Group code	Keterangan Kumpulan/Tempoh	2021				2022				Jan.	Feb.
		Q1	Q2	Q3	Q4	Q1	Q2	Q3	Q4		
101	Pemprosesan dan pengawetan daging	1.7	-0.2	3.7	-3.9	0.6	0.2	3.1	1.0	3.7	-0.6
102	Pemprosesan dan pengawetan ikan, krustasea dan moluska	4.8	-2.9	0.5	0.0	0.1	2.6	1.2	1.2	2.5	-1.8
	10201 Pengetinan ikan, krustasea dan moluska &										
	10202 Pemprosesan dan pengawetan ikan, krustasea dan moluska	3.8	-2.4	-0.7	-1.2	0.8	2.0	1.3	2.1	3.1	-1.7
	Industri lain	10.7	-5.9	7.9	6.3	-3.4	5.6	0.8	-3.1	-0.6	-1.9
103	Pemprosesan dan pengawetan buah-buahan dan sayur - sayuran	1.2	-0.7	-8.7	-1.1	1.3	-0.9	-1.4	-1.1	4.8	-0.9
	10303 Pengetinan nanas &										
	10304 Pembuatan jem, marmalad dan sajian jeli	1.2	-1.8	-50.7	0.9	-11.9	9.4	-0.1	16.8	-4.3	-1.0
	Industri lain	1.2	-0.5	-4.1	-1.2	2.0	-1.4	-1.5	-2.1	5.3	-0.9
104	Pembuatan minyak dan lemak daripada sayuran dan haiwan	0.2	0.4	2.1	0.2	0.5	0.2	2.6	2.5	0.2	0.7
	10404 Pembuatan minyak sayuran mentah dan bertapis &										
	10406 Pembuatan sebatian lemak masakan	1.5	-0.8	0.0	4.8	-2.1	1.9	0.4	5.6	-1.5	0.3
	10405 Pembuatan minyak kelapa	1.3	-1.1	0.0	2.6	1.9	2.2	0.6	0.1	0.7	0.6
	Industri lain	0.1	0.5	2.3	-0.2	0.6	0.1	2.8	2.4	0.3	0.7
105	Pembuatan produk tenusu	6.3	0.7	0.1	-4.9	-1.1	2.0	-0.9	1.1	-1.4	-0.3
	10502 Pembuatan susu pekat, tepung dan sejat	7.0	0.4	0.5	-4.5	-2.3	1.0	-1.2	1.5	-2.2	-0.4
	Industri lain	4.3	1.4	-1.0	-6.1	2.5	4.7	0.1	0.0	0.8	0.2
106	Pembuatan produk bijian, kanji dan produk berkanji	2.4	0.0	3.1	-0.4	0.6	-0.7	2.4	1.3	0.6	0.0
	10611 Pengilangan beras	5.2	-1.0	6.7	-6.0	3.0	-0.6	5.6	1.3	2.2	0.8
	10613 Pengilangan tepung	0.2	1.5	0.4	3.4	-0.4	-0.6	-0.3	1.9	0.1	-0.6
	Industri lain	-0.3	-2.6	-2.2	10.8	-6.1	-1.7	-0.5	-1.4	-4.4	-0.4
107	Pembuatan produk makanan lain	4.5	0.5	0.4	0.9	3.0	-0.3	1.0	1.8	2.3	-0.2
	10711 Pembuatan biskut dan cookies	-1.0	-0.1	0.0	19.7	0.7	0.5	0.6	-0.8	0.7	0.1
	10712 Pembuatan roti, kek dan produk bakeri lain	1.9	4.9	1.4	-0.8	-3.2	0.4	2.0	4.4	1.0	-3.7
	10713 Pembuatan produk snek	1.2	-0.5	-4.4	0.0	-0.2	1.5	-0.1	3.7	0.5	-0.5
	10721 Pembuatan gula	-0.3	-1.0	1.2	-3.1	0.2	-1.8	0.9	-0.5	-0.2	0.4
	10731 Pembuatan produk koko	-1.3	-1.7	-1.2	-1.1	0.1	0.3	2.5	-3.3	0.5	0.4
	10732 Pembuatan coklat dan produk coklat &										
	10733 Pembuatan konfeksi gula	-0.6	-1.3	-1.5	-4.7	-1.2	1.9	2.1	-4.8	-2.2	0.1
	10793 Pembuatan sos dan bahan perasa	12.7	-2.1	1.0	6.2	8.0	1.4	-1.5	7.0	3.2	3.2
	10799 Pembuatan produk makanan lain t.t.t.l.	14.9	-1.5	0.4	-5.3	22.4	-7.0	2.1	-4.6	10.5	3.6
	Industri lain	5.6	-0.4	1.2	-1.1	2.3	0.6	0.6	3.6	2.5	0.1
108/ 10800	Pembuatan makanan haiwan tersedia	-1.0	-0.2	-10.6	-5.9	-0.5	4.4	-0.2	0.9	0.5	-0.7
110	Pembuatan minuman ringan	2.8	-3.0	2.5	-0.5	2.2	-0.4	-0.6	1.4	1.0	1.1
	11041 Pembuatan minuman ringan	0.2	-1.3	-0.9	1.9	2.5	0.0	-0.5	1.0	-0.1	2.3
	11042 Pengeluaran air mineral semulajadi dan minuman lain yang dibotolkan	2.0	-6.3	2.6	-1.7	0.1	-0.5	-2.2	0.8	0.8	-2.2
	Industri lain	26.5	-5.0	25.4	-11.0	5.2	-1.9	2.0	5.1	8.5	1.5
120/ 12000	Pembuatan produk tembakau	21.7	-18.5	3.9	0.2	17.9	-17.2	2.4	2.8	7.5	11.1
131	Pemintalan, penenunan dan penyiapan tekstil	0.7	-2.7	0.7	0.9	-0.6	-2.8	1.9	-0.2	-1.2	-0.1
	13110 Penyediaan dan pemintalan gentian tekstil &										
	13120 Penenunan tekstil	-0.6	-2.2	-2.5	-0.5	-2.5	-3.5	0.8	1.7	-2.2	0.3
	13132 Pewarnaan, pelunturan, percetakan dan penyiapan akhir benang dan fabrik	6.0	0.1	10.4	8.1	2.8	-0.5	4.2	-3.3	-0.2	-1.0
	Industri lain	-2.1	-21.6	2.9	-20.9	9.4	-6.4	3.4	-10.2	13.4	0.2
139	Pembuatan tekstil lain	4.4	0.0	1.3	2.3	-0.5	3.1	-0.1	0.0	0.2	-0.6
	13910 Pembuatan fabrik dikait dan dikrusye	2.4	2.6	2.3	3.2	0.0	1.0	-0.1	-2.8	0.7	-0.1
	Industri lain	5.8	-1.6	0.5	1.8	-0.9	4.5	0.0	1.9	-0.1	-0.9
141	Pembuatan pakaian, kecuali pakaian berbulu	0.7	-4.4	-1.3	7.3	1.5	-1.1	-1.8	4.1	0.4	1.0
	14102 Pembuatan pakaian	0.4	-2.3	-1.1	6.3	0.3	0.1	-1.8	4.4	-1.2	1.2
	Industri lain	1.4	-9.9	-1.9	10.1	4.9	-4.1	-1.8	3.2	4.8	0.5
142 & 143	Pembuatan artikel daripada kulit bulu dan pakaian yang dikait dan dikrusye	-4.3	-0.8	-16.4	1.9	4.0	1.0	-2.0	-0.3	2.8	0.1
151 (15110 & 15120)	Penyamakan dan pembersihan kulit, pembuatan bagasi, beg tangan, pelana dan abah-abah pembersihan dan pewarnaan bulu	0.8	-2.9	6.6	3.3	-1.0	-5.8	2.3	0.2	-0.4	0.4
152	Pembuatan kasut	2.2	-3.5	-0.1	1.8	2.8	3.5	0.9	1.3	3.8	2.7
	15201 Pembuatan kasut kulit &										
	15203 Pembuatan kasut getah	0.5	-5.0	-2.3	5.0	3.0	3.4	1.1	2.4	5.4	1.6
	Industri lain	4.4	-1.7	2.5	-1.9	2.6	3.8	0.6	-0.1	1.9	4.1
161/ 16100	Pengilangan dan pengetaman kayu	0.9	-7.7	11.1	0.7	0.3	-1.7	1.3	-1.8	1.2	-0.4

2022												2023		Group Description/Period
Mar.	Apr.	Mei	Jun	Jul.	Ogo.	Sep.	Okt.	Nov.	Dis.	Jan.	Feb.			
-2.4	0.0	0.5	-0.3	-1.3	0.4	4.0	0.0	0.9	0.1	2.9	-0.3	Processing and preserving of meat		
-0.5	1.1	-0.2	1.7	0.8	0.2	0.2	0.0	0.3	0.9	1.7	2.6	Processing and preserving of fish, crustaceans and molluscs <i>Canning of fish, crustaceans and molluscs</i>		
-0.5	1.3	-0.5	1.1	0.7	0.3	0.2	0.4	0.3	1.4	1.7	2.7	<i>Processing, curing and preserving of fish, crustacean and molluscs</i>		
-0.9	-0.5	1.2	4.9	0.9	-0.3	0.2	-1.7	-0.1	-1.3	2.0	2.0	<i>Other industry</i>		
-2.4	-0.5	-0.1	-0.3	1.5	-3.2	0.3	-0.6	-0.5	-0.03	3.5	2.34	Processing and preserving of fruits and vegetable		
												<i>Pineapple canning</i>		
-7.1	6.3	-1.0	4.0	-0.4	-1.1	1.4	-0.7	0.1	17.6	-8.9	0.4	<i>Manufacture of jams, marmalades and table jellies</i>		
-2.2	-0.9	-0.1	-0.5	1.6	-3.3	0.3	-0.6	-0.5	-1.0	4.3	2.5	<i>Other industry</i>		
-0.3	-0.2	0.2	0.3	1.1	0.3	1.2	0.2	1.6	0.6	0.7	0.9	Manufacture of vegetable and animal oils and fats <i>Manufacture of crude and refined vegetable oil</i>		
-1.0	0.1	1.6	0.3	0.8	-0.6	0.2	-0.1	5.8	-0.2	0.9	0.2	<i>Manufacture of compound cooking fats</i>		
0.6	2.2	0.0	0.0	0.1	-0.1	0.6	0.0	-0.1	0.2	0.3	0.0	<i>Manufacture of coconut oil</i>		
-0.3	-0.3	0.1	0.3	1.1	0.4	1.3	0.3	1.4	0.7	0.7	1.0	<i>Other industry</i>		
0.6	0.6	0.4	1.0	-0.2	-0.8	0.2	0.4	0.4	0.3	0.5	-0.2	Manufacture of dairy products <i>Manufacture of condensed, powdered and evaporated milk</i>		
0.2	0.4	0.1	0.5	-0.5	-0.9	0.2	0.0	1.3	0.2	0.4	-0.2	<i>Other industry</i>		
1.5	1.0	1.1	2.5	0.5	-0.6	0.2	1.5	-1.9	0.4	0.7	-0.1	Manufacture of grain mill products, starches and starch products		
-0.1	0.5	-1.3	0.1	0.2	0.3	2.0	-0.6	1.3	0.7	0.5	1.5	<i>Rice milling</i>		
0.0	0.8	-1.0	-0.4	0.3	1.8	3.4	-0.4	0.6	1.2	0.9	1.9	<i>Flour milling</i>		
0.1	0.1	-1.2	0.6	0.6	-1.1	0.2	-0.5	2.4	0.0	0.1	2.3	<i>Other industry</i>		
-1.4	1.0	-2.5	-0.2	-2.5	-1.1	3.3	-2.1	-0.6	1.3	0.3	-4.6	Manufacture of other food products <i>Manufacture of biscuits and cookies</i>		
0.8	-0.8	-0.1	0.5	0.1	0.5	0.4	0.5	0.3	1.0	1.8	0.6	<i>Manufacture of bread, cakes and other bakery products</i>		
-0.2	-0.2	-0.8	1.6	0.7	0.0	-0.1	-0.9	0.6	-0.5	2.3	1.5	<i>Manufacture of snack products</i>		
-0.5	1.4	-0.4	-0.6	0.7	0.7	0.6	1.9	0.9	1.5	0.9	0.3	<i>Manufacture of sugar</i>		
-0.1	0.4	-0.3	1.5	0.3	-0.6	0.1	1.1	0.2	2.4	0.2	0.4	<i>Manufacture of cocoa products</i>		
0.0	-1.5	0.8	-1.2	-0.1	1.3	-0.3	-0.4	-2.0	2.0	0.2	0.0	<i>Manufacture of chocolate and chocolate products</i>		
-0.9	0.3	0.3	-0.3	0.8	1.2	0.4	-3.6	-0.6	0.9	0.1	1.1	<i>Manufacture of sugar confectionery</i>		
0.9	-0.6	-0.4	2.9	0.4	1.5	0.2	0.2	-4.9	-0.1	3.3	-1.9	<i>Manufacture of sauces and condiments</i>		
1.4	-1.7	2.8	0.4	-1.1	0.3	-0.7	0.4	5.1	1.5	2.0	0.1	<i>Manufacture of other food products n.e.c.</i>		
6.9	-6.6	0.1	-0.6	0.1	0.0	2.0	0.1	-4.6	-0.1	3.3	-0.6	<i>Other industry</i>		
-0.3	0.0	-0.4	1.0	-0.3	0.7	0.2	0.2	1.8	1.5	1.8	1.8	Manufacture of prepared animal feeds		
-0.3	3.8	0.7	-0.1	-0.2	0.1	-0.1	0.3	0.4	0.2	0.2	0.4	Manufacture of beverages <i>Manufacture of soft drinks</i>		
0.1	1.1	-0.6	-0.9	-0.3	-0.4	0.1	-0.2	-0.4	2.0	1.3	0.8	<i>Production of natural mineral waters and other bottled waters</i>		
0.4	1.1	-0.1	-1.0	0.2	-0.7	0.1	-0.1	-0.6	1.7	-0.05	0.9	<i>Other industry</i>		
1.6	-0.3	-0.5	0.3	-0.9	-1.3	0.1	0.0	0.5	0.3	5.6	0.1	Manufacture of tobacco products		
-4.4	4.0	-3.4	-2.3	-1.4	3.3	0.2	-1.5	-1.0	7.7	-0.2	1.8	Spinning, weaving and finishing of textiles <i>Preparation and spinning of textile fibres</i>		
-1.3	-17.5	-0.1	0.5	-0.5	-4.8	8.1	0.3	0.6	1.8	5.2	11.4	<i>Weaving of textiles</i>		
0.6	-1.3	-0.3	-1.2	-0.5	1.0	1.5	0.4	-0.6	-0.03	1.1	-0.7	<i>Dyeing, bleaching, printing and finishing of yarns and fabrics</i>		
-0.6	-1.6	-0.9	-1.2	-0.5	1.0	0.3	0.9	1.5	-0.7	1.2	-1.0	<i>Other industry</i>		
4.1	-0.7	0.5	-0.3	-0.5	0.7	4.1	-0.1	-4.6	1.5	-0.3	-0.8	Manufacture of other textiles <i>Manufacture of knitted and crocheted fabrics</i>		
-3.7	-2.6	4.7	-8.3	-0.3	2.0	1.7	-3.0	-8.0	0.7	11.4	4.0	<i>Other industry</i>		
-0.1	0.8	2.0	0.2	-0.6	0.1	0.4	-0.6	1.3	-0.7	0.6	-1.0	Manufacture of wearing apparel, except fur <i>Manufacture of clothings</i>		
-0.5	-0.1	1.4	-0.3	-0.4	-0.1	0.5	-2.3	0.4	-0.9	-0.3	-0.3	<i>Other industry</i>		
0.2	1.4	2.5	0.6	-0.7	0.3	0.4	0.6	1.8	-0.5	1.1	-1.4	Manufacture of articles of fur, knitted and crocheted apparel <i>Tanning and dressing of leather; manufacture of luggage, handbags, saddlery and harness; dressing and dyeing of fur</i>		
0.1	-0.7	0.7	-1.1	-1.2	-0.7	0.1	-1.0	4.5	0.7	0.6	-0.1	Manufacture of footwear <i>Manufacture of leather footwear</i>		
0.3	-0.7	1.2	-0.4	-1.3	-0.8	0.3	-1.2	4.4	1.1	1.1	-0.9	<i>Manufacture of rubber footwear</i>		
-0.4	-0.8	-0.5	-2.8	-0.8	-0.4	-0.6	-0.7	4.6	-0.6	-0.7	2.0	<i>Other industry</i>		
1.0	1.1	0.0	-0.1	0.0	-2.6	0.6	-3.2	3.8	-0.7	2.5	3.5	Sawmilling and planning of wood		

Kod Kumpulan Group code	Keterangan Kumpulan/Tempoh	2021				2022					
		Q1	Q2	Q3	Q4	Q1	Q2	Q3	Q4	Jan.	Feb.
162	Pembuatan produk daripada kayu, gabus, jerami dan bahan jalinan lain	-1.8	0.9	2.7	0.2	-3.1	2.0	0.8	1.9	0.1	-0.5
16211	Pembuatan kepingan venier dan papan lapis	-3.6	0.8	5.4	-1.4	-3.4	1.8	1.8	1.5	-1.7	-0.9
16212	Pembuatan papan partikel dan papan gentian	0.6	-6.7	-2.3	6.1	1.8	-0.3	-2.6	-3.9	1.9	0.5
16221	Pertukangan kayu untuk jurubina	3.0	2.9	0.2	-5.9	-10.9	2.3	-1.7	7.8	0.1	0.3
	Industri lain	-2.0	4.1	-0.8	9.0	2.2	3.5	1.8	1.4	4.8	-0.3
170	Pembuatan kertas dan produk kertas	7.6	-2.0	1.1	2.6	1.4	-0.6	1.8	1.8	0.7	0.8
17010	Pembuatan pulpa, kertas dan kertas tebal	1.4	-3.0	0.9	8.1	-0.9	0.4	1.1	4.6	0.2	-1.1
17020	Pembuatan kertas gelugur dan kertas tebal dan bekas daripada kertas dan kertas tebal	7.7	-0.7	0.1	1.2	1.5	-0.5	3.3	2.4	-0.1	1.6
17091	Pembuatan sampul surat dan kad surat	3.0	-2.5	-1.3	-5.0	0.9	1.5	2.1	-4.7	2.9	-1.0
17092	Pembuatan kertas kegunaan rumah dan pembersih peribadi	1.0	-1.0	0.2	5.9	-0.6	-2.1	1.8	-0.5	0.7	-0.7
17093	Pembuatan kertas bergam atau pelekat yang berjalur atau bergulung dan label dan kertas dinding	7.3	-5.5	6.7	-0.9	4.4	-0.6	-1.9	2.2	0.6	4.1
	Industri lain	1.3	-2.6	0.8	0.5	4.4	-0.9	1.8	0.6	4.1	-0.5
181 & 182	Percetakan, aktiviti perkhidmatan berkaitan percetakan dan penerbitan semula media rakaman	0.9	-3.9	-0.9	7.9	0.3	-2.6	-0.7	7.1	0.1	-0.2
18110	Percetakan	1.1	-3.8	-1.0	8.7	0.5	-2.2	-0.7	7.2	0.1	-0.3
18120	Aktiviti perkhidmatan berkaitan percetakan &	0.2	-4.0	-0.4	4.4	-0.4	-4.4	-0.6	6.8	0.1	-0.1
18200	Penerbitan semula media rakaman										
192 (19201 & 19202)	Pembuatan produk petroleum bertapis	3.5	-2.3	2.0	-0.3	3.7	-2.6	2.3	0.9	-0.3	1.5
201	Pembuatan kimia asas, baja dan sebatian nitrogen, plastik dan getah sintetik dalam bentuk primer	-2.2	-3.2	0.6	-3.1	2.3	-1.5	-0.1	1.1	0.6	0.8
20111	Pembuatan gas perindustrian atau perubatan bukan organik dalam bentuk cecair atau mampat	7.4	-0.7	1.9	-24.8	1.5	1.2	-0.3	3.1	2.8	-1.2
20112	Pembuatan kimia organik asas &	0.7	-2.1	1.0	9.4	1.9	-0.7	1.5	5.7	0.1	0.4
20113	Pembuatan sebatian bukan organik										
20121	Pembuatan baja &	3.4	-8.8	1.1	-13.0	4.7	-8.5	-0.6	-11.9	1.2	3.7
20129	Pembuatan produk campuran nitrogen										
20131	Pembuatan plastik dalam bentuk primer	-15.8	-0.8	-1.6	-1.4	1.1	-0.6	-1.7	2.4	-0.6	0.1
	Industri lain	4.3	-3.1	1.6	11.2	4.3	7.9	-1.3	1.8	2.5	1.2
202 & 203	Pembuatan produk kimia lain dan serat buatan manusia	9.2	-3.2	-1.1	3.6	4.5	-3.0	-0.8	3.7	0.7	-1.1
20210	Pembuatan racun perosak dan produk agrokimia lain	14.2	-1.5	-0.7	5.7	-2.0	-1.4	-1.6	4.8	0.6	-2.8
20221	Pembuatan cat, varnis dan penyadur dan mastik	19.5	-16.7	-2.7	-3.2	18.4	-17.4	-1.2	3.2	3.7	-3.3
20222	Pembuatan dakwat cetak	23.1	0.8	0.0	0.4	17.3	-2.0	0.2	0.0	0.2	-0.2
20231	Pembuatan sabun dan bahan pencuci, penyediaan membersihkan dan mengilap &	1.6	0.8	-1.7	-0.5	-0.6	0.9	1.3	4.1	0.0	-0.8
20232	Pembuatan pewangi dan penyediaan dandanan diri										
20291	Pembuatan plat fotografi, filem, sensitized paper dan other sensitized unexposed materials &	8.1	0.8	0.4	15.8	0.3	1.6	-3.6	5.3	-0.1	0.1
20292	Pembuatan dakwat menulis dan melukis &										
20299	Pembuatan produk kimia lain t.t.t.l.										
	Industri lain	-2.9	0.6	-1.0	-8.6	3.3	-1.8	0.1	-12.8	2.2	0.8
210	Pembuatan produk farmaseutikal, kimia perubatan dan botani	0.3	12.1	1.1	-5.5	-1.2	12.9	3.0	-5.2	-1.6	0.5
21001	Pembuatan bahan aktif ubat-ubatan untuk digunakan oleh bidang farmakologi dalam pembuatan ubat-ubatan &	0.5	11.1	0.2	-3.0	-2.0	11.1	3.0	-4.6	-2.9	1.1
	Industri lain	-0.2	14.8	3.1	-11.2	1.0	17.3	2.9	-6.7	1.6	-0.8
221	Pembuatan produk getah	0.9	3.7	-1.3	-2.5	2.0	1.4	-0.6	-2.9	2.2	-0.4
22111	Pembuatan tayar getah untuk kenderaan	-1.3	8.9	-12.5	2.4	2.1	4.7	-13.2	1.3	1.7	0.9
22112	Pembuatan bunga tayar yang boleh ditukar ganti dan tayar celup	-3.8	-5.9	5.2	8.0	-5.6	-4.4	6.7	7.5	0.4	-4.0
22191	Pembuatan produk lain daripada getah asli atau sintetik, tidak divulkan, divulkan atau dikeraskan &	-0.3	-0.2	-3.3	-3.2	-0.6	1.6	2.7	2.1	0.8	-1.1
22193	Pengilangan semula getah dan prosesan susu getah										
22192	Pembuatan sarung tangan getah	1.2	5.4	-0.2	-6.0	3.8	3.4	-1.6	-6.5	3.4	-0.7
22199	Pembuatan produk getah lain yang t.t.t.l.	2.0	2.1	-0.4	3.4	0.2	-3.0	2.3	0.2	0.7	0.6
222	Pembuatan produk plastik	0.8	-0.2	-2.1	1.3	1.2	0.7	1.0	0.3	-1.0	-0.8
22201	Pembuatan produk plastik separa siap &	-1.2	1.3	-3.3	-1.9	6.3	4.8	-0.4	0.4	-1.1	-0.7
22202	Pembuatan produk plastik siap										
22203	Pembuatan artikel plastik untuk pembungkusan barangan	0.8	0.5	-1.1	3.7	0.5	0.4	2.0	1.0	-1.5	-0.9
22204	Pembuatan barangan plastik jurubina	3.7	-3.9	0.2	0.4	7.8	-1.3	1.0	1.7	0.9	-0.5
22205	Pembuatan pinggan mangkuk, peralatan dapur dan barangan tandas daripada plastik	3.0	-0.9	-1.6	0.3	15.7	3.2	0.8	-9.2	14.9	0.0
22209	Pembuatan pelbagai produk plastik t.t.t.l.	1.5	-1.4	-2.4	1.5	-5.2	-2.3	1.2	2.3	-4.4	-1.0
231 (23101 & 23102 & 23109)	Pembuatan kaca dan produk kaca	1.6	-2.0	-1.6	7.7	0.4	6.0	2.7	1.9	1.2	-0.9

												Group Description/Period
2022						2023						
Mac	Apr.	Mei	Jun	Jul.	Ogo.	Sep.	Okt.	Nov.	Dis.	Jan.	Feb.	
-2.8	-0.8	3.9	-1.0	-0.8	0.0	1.6	0.4	1.1	0.5	-0.1	1.0	Manufacture of products of wood, cork, straw and plaiting materials
-0.8	-1.1	4.8	-1.8	-1.3	-0.2	3.4	0.5	1.4	-0.4	-1.0	1.0	Manufacture of veneer sheets and plywood
-0.5	-0.7	0.6	-0.1	0.5	0.1	-3.2	0.6	-2.8	-1.8	-2.3	1.8	Manufacture of particle board and fibreboard
-11.2	-1.2	3.4	0.2	-1.3	0.5	-0.9	-0.5	2.5	5.7	1.3	1.5	Manufacture of builders' carpentry
-2.1	0.2	3.4	-0.1	0.6	0.3	0.8	0.5	1.0	-0.02	2.3	-0.01	Other industry
-0.1	-1.0	0.2	0.1	0.3	-0.1	1.6	1.2	0.3	0.3	0.3	1.0	Manufacture of paper and paper products
-0.1	0.1	0.0	0.4	0.3	-1.1	2.0	2.0	1.1	1.4	0.1	1.5	Manufacture of pulp, paper and paperboard
0.1	-1.4	0.5	0.4	0.1	0.9	2.3	1.7	0.6	0.1	-0.5	0.7	Manufacture of corrugated paper and paperboard and of containers of paper and paperboard
-1.0	-2.2	3.3	0.5	-0.2	-0.2	2.4	-0.8	-5.8	2.0	3.1	3.0	Manufacture of envelopes and letter-card
-0.6	-0.6	-1.2	-0.3	0.7	-0.1	1.2	0.2	-0.4	-0.3	0.8	-0.8	Manufacture of household and personal hygiene paper
-0.2	-1.1	1.6	-1.1	-0.2	-0.8	-0.9	0.5	1.6	0.1	0.4	4.2	Manufacture of gummed or adhesive paper in strips or rolls and labels and wall paper
0.8	-0.9	-0.3	0.3	1.1	-1.8	2.5	1.0	-0.7	0.4	2.3	0.1	Other industry
0.5	-3.3	0.6	0.2	-0.3	0.0	-0.4	4.3	2.3	0.4	0.2	-0.5	Printing, service activities related to printing and reproduction of recorded media
0.7	-3.3	0.8	0.3	-0.3	-0.1	-0.3	4.3	2.6	0.1	0.2	-0.7	Printing
-0.4	-3.6	-0.6	-0.2	-0.3	0.2	-0.5	4.0	0.8	1.8	0.3	0.2	Service activities related to printing
												Reproduction of recorded media
2.5	-2.8	0.3	0.0	2.2	0.3	-0.2	0.0	0.1	0.8	-0.2	1.2	Manufacture of refined petroleum products
0.9	-1.9	0.3	0.0	0.2	-0.1	-0.1	1.6	-1.0	0.5	1.6	1.1	Manufacture of basic chemicals, fertilizer and nitrogen compounds, plastics and synthetic rubber in primary forms
-0.1	0.0	0.2	1.0	0.2	-1.0	0.5	2.6	0.1	0.4	3.0	0.2	Manufacture of liquefied or compressed inorganic industrial or medical gases
												Manufacture of basic organic chemicals
1.4	-0.7	0.1	-0.1	1.1	0.0	0.4	1.7	2.7	1.2	0.4	1.1	Manufacture of inorganic compounds
-0.3	-8.9	0.4	0.0	0.1	0.3	-1.0	1.3	-11.8	-1.3	3.5	4.1	Manufacture of fertilizers
												Manufacture of associated nitrogen products
1.7	-0.3	-0.4	0.1	-1.1	0.1	-0.7	1.7	-0.1	0.8	1.4	-0.9	Manufacture of plastics in primary forms
0.6	4.3	4.5	-1.0	0.3	-1.7	0.1	0.5	1.2	0.2	2.7	2.5	Other industry
4.9	-3.8	1.2	-0.3	-0.4	-0.4	-0.1	1.0	2.3	0.4	0.005	-0.4	Manufacture of other chemical products and man-made fibres
0.3	-0.8	-0.6	0.0	0.0	-5.6	4.2	1.6	4.2	-1.0	2.1	1.8	Manufacture of pesticides and other agrochemical products
18.0	-16.7	-0.6	-0.3	-0.5	-0.7	0.0	1.1	0.9	1.2	4.1	-4.5	Manufacture of paints, varnishes and similar coatings ink and mastics
17.3	-0.7	0.3	-1.6	0.1	0.0	0.2	0.0	-0.1	0.1	1.4	-0.1	Manufacture of printing ink
												Manufacture of soap and detergents, cleaning and polishing preparations
0.2	-2.4	3.9	-0.6	1.1	0.1	0.1	1.9	1.9	0.3	-3.0	1.0	Manufacture of perfumes and toilet preparations
												Manufacture of photographic plates, films, sensitized paper and other sensitized unexposed materials
0.3	1.5	-0.5	0.6	-2.5	0.3	-1.5	0.0	4.3	0.9	0.7	-0.5	Manufacture of writing and drawing ink
												Manufacture of other chemical products n.e.c.
0.3	-0.9	0.0	-0.8	0.6	0.1	-0.5	-0.3	-8.4	-4.5	-1.7	9.8	Other industry
-0.1	12.9	-0.5	0.5	1.4	1.1	0.5	0.1	-4.8	-0.5	-1.9	0.4	Manufacture of pharmaceuticals, medicinal chemical and botanical products
-0.2	11.5	-0.5	0.2	1.9	1.1	0.0	1.1	-5.2	-0.4	-3.3	0.3	Manufacture of medicinal active substances to be used for their pharmacological properties in the manufacture of medicaments
0.2	16.4	-0.5	1.3	0.2	0.9	1.8	-2.2	-3.9	-0.8	1.5	0.7	Other industry
0.2	4.4	-0.4	-2.6	-0.7	0.0	0.2	-1.4	-1.4	-0.1	-1.5	0.3	Manufacture of rubber products
-0.5	7.1	0.1	-2.4	-12.5	-0.7	-0.2	0.4	1.4	-0.4	0.4	1.0	Manufacture of rubber tyres for vehicles
-2.0	4.9	-3.3	-5.8	0.0	3.8	2.8	1.3	7.3	-1.1	0.3	2.7	Manufacture of interchangeable tyre treads and retreading rubber tyres
-0.3	5.0	-0.9	-2.5	1.7	1.2	-0.2	-0.4	2.1	0.3	2.2	3.0	Manufacture of other products of natural or synthetic rubber, unvulcanized, vulcanized or hardened
												Rubber remilling and latex processing
1.1	4.5	-0.3	-0.8	-1.0	-0.8	0.2	-2.5	-3.6	-0.5	-4.4	-0.7	Manufacture of rubber gloves
-1.0	3.3	-0.2	-6.0	1.1	0.9	0.3	-0.4	0.0	0.6	1.7	0.2	Manufacture of other rubber products n.e.c.
3.1	1.1	-0.4	0.0	0.8	0.1	0.1	-0.3	0.6	0.1	0.3	0.3	Manufacture of plastics products
												Manufacture of semi-manufactures of plastic products
8.3	3.4	-0.4	1.8	0.4	-0.4	-0.4	-0.5	0.7	0.3	-0.2	0.2	Manufacture of finished plastic products
3.0	0.7	-0.6	0.3	0.4	0.6	1.0	0.9	-0.2	0.3	0.2	1.0	Manufacture of plastic articles for the packing of goods
7.4	0.6	-1.6	-0.3	0.6	-0.5	0.9	2.5	-1.3	0.6	1.3	0.3	Manufacture of builders' plastics ware
0.7	2.5	0.5	0.2	0.7	-0.4	0.5	-5.7	-1.7	-2.0	2.1	1.4	Manufacture of plastic tableware, kitchenware and toilet articles
0.2	-0.3	-0.4	-1.6	1.6	0.1	-0.5	0.1	2.0	0.3	0.2	-0.7	Manufacture of diverse plastic products n.e.c.
0.1	-0.2	6.2	0.0	1.5	2.0	-0.8	-0.6	1.9	0.5	0.3	0.3	Manufacture of glass and glass products

Kod Kumpulan Group code	Keterangan Kumpulan/Tempoh	2021				2022				Jan.	Feb.
		Q1	Q2	Q3	Q4	Q1	Q2	Q3	Q4		
239	Pembuatan pengeluaran galian bukan logam t.t.t.l.	0.6	-1.2	1.6	0.5	-0.6	-0.1	0.4	-0.3	1.0	-1.8
23911	Pembuatan mortar refraktori dan konkrit &	6.1	-0.8	-2.7	1.2	-7.0	-1.2	-1.7	3.5	-6.3	-2.2
23921	Pembuatan seramik bukan refraktori										
23930	Pembuatan produk porselin dan seramik lain	-4.9	1.9	-4.7	1.5	-0.6	1.1	3.2	-0.7	1.8	-1.1
23941	Pembuatan simen hidraulik	2.4	0.0	-0.3	4.1	-0.1	3.2	-11.0	3.8	0.3	0.1
23951	Pembuatan konkrit dan mortar siap bancuh dan bancuhan kering	-4.7	1.2	6.9	-1.1	-3.7	3.3	4.0	0.8	0.9	-4.8
23952	Pembuatan konkrit pratuangan, simen atau artikel batu buatan yang digunakan dalam pembinaan;										
23953	Pembuatan komponen struktur pasang siap untuk bangunan atau kejuruteraan awam dari simen, batu atau konkrit buatan	1.9	-3.6	2.2	2.8	1.0	-2.4	1.4	-0.9	1.7	-1.7
23959	Pembuatan artikel konkrit, simen dan plaster lain t.t.t.l.										
23990	Pembuatan produk mineral bukan logam lain t.t.t.l.	2.0	-1.8	2.7	2.1	4.7	-2.4	0.6	-1.9	3.9	1.1
	Industri lain	-0.3	-0.3	0.4	-10.6	3.0	2.7	1.9	-6.4	5.6	-0.9
241 (24101 & 24102 & 24103 & 24104 & 24109)	Pembuatan besi dan keluli asas	-1.3	-1.7	-2.0	7.1	-2.2	1.1	0.1	1.4	-0.6	-2.4
242 (24201 & 24202 & 24209)	Pembuatan logam asas berharga dan logam bukan ferus lain	1.6	-4.2	0.1	0.8	3.6	-3.1	1.3	0.0	1.4	2.7
243	Pengacuan logam	7.4	-7.0	0.0	1.8	5.9	-6.8	0.4	-1.9	4.0	2.1
251 & 252	Pembuatan produk struktur logam, tangki, takungan, penjana wap, senjata dan peluru	1.6	-6.1	4.1	-0.3	0.4	-2.4	0.3	2.6	0.1	-0.7
25113	Pembuatan pintu, tingkap dan bingkai, penutup tingkap dan pintu pagar daripada logam	2.4	-7.2	5.3	-1.8	0.9	-3.9	-0.9	3.9	0.3	-0.6
25119	Pembuatan produk struktur logam lain										
25120	Pembuatan tangki, takungan dan kontena daripada logam	-0.3	-2.3	3.0	1.3	-0.8	0.6	5.9	-1.1	-0.8	0.4
	Industri lain	0.3	-5.7	-0.4	4.9	-0.5	0.7	-1.2	1.5	0.1	-2.2
259	Pembuatan lain-lain produk yang direka daripada logam; aktiviti perkhidmatan kerja logam	2.5	-2.4	0.4	2.4	2.2	-2.2	1.1	1.1	0.5	0.4
25910	Tempaan, tekanan, hentakan dan bentuk gelekkan logam; serbuk metalurgi	1.1	-0.7	0.5	1.2	0.5	0.4	3.3	-2.6	1.1	0.2
25920	Rawatan dan penyalutan logam; menggunakan mesin	10.3	-6.6	-2.4	4.4	8.4	-7.6	2.3	3.2	0.7	3.2
25991	Pembuatan tin untuk produk makanan dan minuman, tiub dan kotak boleh dilipat	-1.1	-1.1	-1.7	4.4	-0.5	-1.1	-0.3	0.1	1.9	-0.9
25992	Pembuatan kabel, plaited bands (jalur/pita berpintal) dan artikel seumpamanya daripada logam										
25993	Pembuatan bolt, skru, nat dan produk uliran seumpamanya	-1.6	-2.1	3.1	0.9	-0.8	-1.3	0.7	1.8	-0.6	0.2
25994	Pembuatan barangan rumah daripada logam	2.2	-11.0	-2.5	4.2	3.8	-3.8	-5.0	4.7	-0.6	0.9
25999	Pembuatan produk lain yang direka daripada logam t.t.t.l.	5.3	-1.3	0.5	2.8	3.4	-2.7	0.2	4.6	0.5	-0.6
	Industri lain	1.4	-1.9	1.1	2.5	3.1	-2.0	0.8	-2.2	0.2	1.0
261	Pembuatan komponen dan papan elektronik	1.9	2.2	1.0	3.5	1.5	2.2	2.1	1.4	-0.4	0.9
26101	Pembuatan diod, transistor dan alatan semikonduktor yang seumpamanya	1.8	2.4	1.8	1.4	1.4	2.8	2.2	0.2	-0.9	1.0
26102	Pembuatan litar elektronik bersepadu dengan pemasangan mikro										
26103	Pembuatan kapasitor dan perintang elektrik										
26104	Pembuatan papan litar bercetak	2.7	1.9	0.1	6.8	1.7	1.2	2.7	3.3	0.0	0.9
26105	Pembuatan komponen paparan										
26109	Pembuatan komponen lain untuk aplikasi elektronik	-0.7	2.2	-1.5	2.1	0.8	2.6	-2.4	0.2	0.9	-0.2
262 (26201 & 26202)	Pembuatan komputer dan kelengkapan peranti	1.5	1.1	3.3	3.1	1.1	1.7	1.0	1.9	0.5	0.1
263/ 26300	Pembuatan peralatan komunikasi	-1.8	4.1	-0.1	0.6	0.0	4.1	3.5	0.1	-1.3	1.2
264/ 26400	Pembuatan peralatan elektronik pengguna	-1.1	-0.3	2.2	-1.4	0.1	4.4	1.0	-1.7	1.0	-0.5
265	Pembuatan kelengkapan mengukur, menguji, memandu arah dan kawalan; jam tangan dan jam	4.0	-0.3	0.6	2.4	1.0	0.9	3.5	2.5	0.8	-0.3
26511	Pembuatan kelengkapan mengukur, menguji, memandu arah dan kawalan	4.5	0.4	1.5	0.8	0.2	0.9	4.2	3.3	1.0	-0.7
26512	Pembuatan kelengkapan kawalan proses perindustrian										
26520	Pembuatan jam tangan dan jam dan bahagiannya	2.3	-2.9	-2.2	8.0	4.0	0.7	1.3	-0.1	0.1	0.8
266/ 26600	Pembuatan peralatan penyinaran, perubatan elektro dan elektroterapeutik	-0.2	1.6	2.3	-3.4	-0.8	0.9	1.6	-0.1	-0.6	-0.4

2022												2023		Group Description/Period
Mac	Apr.	Mei	Jun	Jul.	Ogo.	Sep.	Okt.	Nov.	Dis.	Jan.	Feb.			
0.3	0.5	-0.8	0.2	0.5	-0.7	0.6	0.0	0.1	-0.4	0.5	-2.3	Manufacture of non-metallic mineral products		
												Manufacture of refractory mortars and concretes		
1.5	-1.0	-0.3	0.1	0.0	-0.6	-1.1	0.5	3.7	-0.7	-5.0	-1.6	Manufacture of non-refractory ceramic		
-1.3	-0.7	1.4	0.4	2.4	0.5	0.2	-0.1	-0.7	0.1	0.2	-15.4	Manufacture of other porcelain and ceramic products		
-0.5	3.0	0.4	-0.2	0.2	-12.8	1.9	0.1	4.3	-0.6	1.5	0.0	Manufacture of hydraulic cement		
0.3	4.4	-1.3	0.2	-0.3	2.9	1.4	0.2	1.8	-1.2	1.0	-5.7	Manufacture of ready-mix and dry-mix concrete and mortars		
												Manufacture of precast concrete, cement or artificial stone articles for use in construction		
												Manufacture of prefabricated structural components for building or civil engineering of cement, concrete or artificial stone		
1.0	-1.6	-1.0	0.2	1.2	-0.5	0.7	0.6	-1.7	0.3	1.5	-0.5	Manufacture of other articles of concrete, cement and plaster n.e.c.		
-0.3	-0.5	-2.0	0.1	0.4	-0.3	0.5	-2.7	0.3	0.4	-1.2	0.7	Manufacture of other non-metallic mineral products n.e.c.		
-1.6	2.6	-0.7	0.8	-0.4	2.2	0.1	-0.1	-4.8	-1.6	4.1	-0.1	Other industry		
0.8	0.4	-0.1	0.8	0.0	-0.1	0.2	1.6	-0.3	0.02	0.9	-3.2	Manufacture of basic iron and steel		
-0.5	0.7	-1.2	-2.7	1.0	0.1	0.2	-0.2	-0.1	0.3	0.5	2.4	Manufacture of basic precious and other non-ferrous metals		
-0.3	-6.3	-1.1	0.6	0.6	-0.6	0.4	0.8	-2.4	-0.3	3.5	3.4	Casting of metals		
0.9	-0.9	0.4	-1.9	-0.3	0.3	0.3	-0.1	0.1	2.6	-0.4	0.4	Manufacture of structural metal products, tanks, reservoirs, steam generators, weapons and ammunition		
												Manufacture of metal doors, windows and their frames, shutters and gates		
1.1	-1.5	0.5	-2.8	-0.8	-0.2	0.1	-0.5	0.3	4.1	-0.8	0.4	Manufacture of other structural metal products		
-0.4	1.0	0.3	-0.8	0.9	1.4	3.5	-0.1	-0.3	-0.8	-0.2	0.7	Manufacture of tanks, reservoirs and containers of metal		
1.7	-0.3	0.1	1.0	0.6	1.6	-3.3	1.4	-0.5	0.5	1.4	-0.2	Other industry		
1.3	-1.5	-0.3	-0.5	0.0	0.4	0.8	-0.1	0.2	1.0	1.1	1.0	Manufacture of other fabricated metal products; metal working service activities		
												Forging, pressing, stamping and roll-forming of metal; powder metallurgy		
-0.8	-0.2	0.9	-0.3	-1.0	2.3	2.0	-1.1	-1.6	0.1	0.8	-2.3	Treatment and coating of metals; machining		
4.3	-5.6	-0.8	-1.2	1.9	-0.6	0.9	1.8	-1.3	2.7	1.0	3.3	Manufacture of tins and cans for food products, collapsible tubes and boxes		
-1.6	1.1	-2.8	0.6	0.7	0.5	-1.4	-0.7	1.3	-0.5	3.5	0.02	Manufacture of metal cable, plaited bands and similar articles		
												Manufacture of bolts, screws, nuts and similar threaded products		
-0.4	-1.2	-0.3	0.1	0.2	0.3	0.1	0.5	1.4	-0.2	1.2	1.0	Manufacture of metal household articles		
3.5	-3.1	1.4	-2.2	-5.6	0.7	-0.1	-0.1	5.1	-0.3	1.8	-0.1	Manufacture of any other fabricated metal products n.e.c.		
3.5	-1.8	-0.2	-0.8	-0.4	-0.4	1.0	0.0	1.4	3.1	0.5	2.1	Other industry		
2.0	-0.4	-1.1	-0.5	1.0	-1.0	0.8	-0.8	-1.3	-0.1	0.9	3.8	Other industry		
1.0	0.8	0.2	1.1	0.5	0.8	0.8	-0.2	0.8	0.7	-0.8	1.2	Manufacture of electronic components and boards		
												Manufacture of diodes, transistors and similar semiconductor devices		
1.3	1.4	0.2	1.2	0.6	1.4	0.3	-0.4	-0.1	0.7	-1.6	1.2	Manufacture of electronic integrated circuits micro assemblies		
												Manufacture of electrical capacitors and resistors		
0.8	-0.1	0.0	1.3	0.6	0.3	1.7	0.2	2.1	1.0	0.2	1.4	Manufacture of printed circuit boards		
												Manufacture of display components		
0.1	1.3	1.7	-0.4	-0.8	-0.7	-0.9	-0.8	1.7	-0.7	-0.01	-0.04	Manufacture of other components for electronic applications		
0.6	-0.5	1.5	0.6	0.0	1.0	0.0	-0.5	3.2	-0.7	-4.6	0.2	Manufacture of computers and peripheral equipment		
0.2	0.8	1.6	1.5	0.5	1.3	1.7	-0.4	-0.1	0.6	-0.6	-0.6	Manufacture of communication equipment		
-0.3	2.1	1.2	1.1	1.4	4.7	-4.8	-0.2	-0.7	-0.8	-2.0	-0.7	Manufacture of consumer electronics		
0.6	-0.3	0.0	1.2	1.3	1.5	0.6	0.6	1.6	0.3	0.05	1.3	Manufacture of measuring, testing, navigating and control equipment; watches and clocks		
												Manufacture of measuring, testing, navigating and control equipment		
-0.1	0.0	-0.2	1.0	1.6	1.8	0.8	0.8	2.2	0.3	0.3	1.3	Manufacture of industrial process control equipment		
3.1	-1.4	0.4	1.8	0.3	0.8	0.2	-0.2	-0.4	0.4	-1.0	1.0	Manufacture of watches and clocks and parts		
0.1	-0.9	0.9	0.9	0.5	1.0	0.0	0.3	-0.1	-0.4	0.2	-1.0	Manufacture of irradiation, electromedical and electrotherapeutic equipment		

Kod Kumpulan Group code	Keterangan Kumpulan/Tempoh	2021				2022				Jan.	Feb.
		Q1	Q2	Q3	Q4	Q1	Q2	Q3	Q4		
267 (26701 & 26702) & 268 (26800)	Pembuatan peralatan optikal, kelengkapan fotografi, media magnetik dan optikal	-1.8	0.0	-1.4	-5.8	-4.3	5.2	1.1	-3.0	-5.1	1.3
271	Pembuatan motor elektrik, penjana, transformer dan perkakasan pengagihan dan pengawalan elektrik	2.5	-2.0	4.2	1.9	-0.1	-2.0	4.8	0.2	0.6	-0.4
27101	Pembuatan motor elektrik, penjana dan transformer	5.7	-3.3	2.7	0.8	0.5	-2.7	1.3	-1.3	1.3	-0.6
27102	Pembuatan perkakasan pengagihan dan pengawalan elektrik	-0.1	-0.9	5.5	2.8	-0.6	-1.4	7.5	1.3	0.1	-0.3
272/ 27200	Pembuatan bateri dan akumulator	2.0	-3.8	-0.2	-6.8	5.9	-2.0	6.4	-1.8	0.1	6.0
273	Pembuatan pendawaian dan peranti pendawaian	-2.8	2.1	3.6	4.9	-1.1	1.7	-0.2	-0.8	-0.4	-1.3
27310	Pembuatan kabel gentian optikal	-0.3	-1.4	8.2	-6.2	5.6	3.1	6.2	-9.7	-0.4	0.1
27320	Pembuatan wayar dan kabel elektronik dan elektrik lain	-3.3	0.9	3.7	5.9	-1.6	1.9	-0.5	1.5	-0.5	-1.4
27330	Pembuatan alatan pendawaian pembawa dan bukan pembawa arus untuk litar elektrik (tanpa mengira jenis bahan)	2.0	19.9	0.5	-0.7	2.4	-1.3	0.0	-24.4	1.1	0.0
274/ 27400	Pembuatan kelengkapan pencahayaan elektrik	-3.0	-2.1	-5.0	-10.1	-1.3	4.0	6.7	-9.6	0.3	-0.2
275/ 27500	Pembuatan perkakasan domestik	4.3	-2.9	-1.7	3.8	3.1	-1.5	-3.8	-0.8	0.5	-0.6
279/ 27900	Pembuatan kelengkapan elektrik lain	-1.0	-1.8	0.6	2.7	1.9	1.1	-1.6	1.7	0.6	-0.5
281 & 282	Pembuatan jentera kegunaan umum dan kegunaan khas	0.6	1.2	-2.2	1.5	0.7	2.9	-0.7	0.7	0.9	1.3
28120 & 28130	Pembuatan alat-alat kuasa bendalir & Pembuatan pam, pemampat, kepala paip dan injap lain	0.5	-2.1	2.3	21.8	1.7	-2.5	-1.2	1.0	0.3	0.7
28180 & 28220	Pembuatan alatan tangan yang menggunakan kuasa dilengkapkan dengan motor elektrik atau bukan motor elektrik atau pneumatik & Pembuatan jentera pembentukan logam dan alatan mesin	-0.2	0.2	-2.0	-3.2	0.7	0.6	-2.1	-1.2	0.5	1.6
28192	Pembuatan mesin penyaman udara, termasuk untuk kenderaan bermotor	-2.8	-1.8	-4.2	0.7	7.7	-1.5	4.0	4.5	6.2	1.2
28290	Pembuatan lain-lain mesin bertujuan khas t.t.t.l. Industri lain	-0.2 1.9	-0.4 3.3	-4.6 -2.0	1.9 1.2	3.4 -1.5	-0.4 6.7	-5.9 0.2	0.2 0.9	1.6 0.1	1.3 1.3
291 (29101 & 29102)	Pembuatan kenderaan bermotor	0.6	-1.3	1.4	1.1	0.8	0.6	2.6	0.4	0.2	0.9
292/ 29200	Pembuatan kerangka (<i>coachwork</i>) untuk kenderaan bermotor; pembuatan treler dan semi treler	-1.1	0.8	0.1	-1.0	2.6	3.5	2.5	3.6	0.2	3.7
293/ 29300	Pembuatan alat ganti dan aksesori untuk kenderaan bermotor	0.3	-0.5	0.0	1.1	1.6	0.7	-0.5	0.3	1.0	0.4
301 (30110 & 30120)	Pembinaan kapal dan bot	3.0	-7.3	5.1	-1.0	3.2	0.1	3.2	1.8	2.0	-0.3
302, 303, 304 & 309	Pembuatan lokomotif keretapi, <i>rolling stock</i> , kapal angkasa dan udara, jentera berkaitan, kenderaan tempur ketenteraan, dan kelengkapan pengangkutan t.t.t.l.	5.1	-4.7	0.9	0.4	4.6	-1.2	1.1	-1.8	3.4	0.8
30910	Pembuatan motosikal	5.7	-4.8	1.8	1.1	4.9	-3.2	2.1	-0.3	2.5	0.9
30920	Pembuatan basikal dan invalid carriages Industri lain	11.4 3.1	-12.7 -2.5	-4.0 1.5	-0.5 0.1	6.4 4.0	3.7 -0.8	0.4 0.5	-2.9 -2.7	6.8 3.4	-0.3 1.0
310	Pembuatan perabot	2.4	-4.6	7.5	-0.9	2.8	1.1	-1.0	-2.2	2.0	0.2
31001	Pembuatan perabot kayu dan rotan Industri lain	1.5 5.0	-5.5 -2.1	9.9 0.5	0.0 -3.6	3.3 1.0	1.6 -0.5	-1.3 0.0	-2.8 0.1	2.5 0.3	-0.2 1.5
321 (32110 & 32120)	Pembuatan barang kemas, <i>bijouterie</i> dan artikel berkaitan	-3.5	-3.1	0.3	2.2	-1.2	-1.1	1.8	3.7	2.0	1.7
322, 325 & 329	Pembuatan instrumen muzik, peralatan dan bekalan perubatan dan pergigian dan pembuatan lain t.t.t.l.	5.3	-0.8	0.6	2.9	1.2	0.9	1.4	0.0	0.3	0.4
32901	Pembuatan alat tulis Industri lain	-1.4 7.6	-1.5 -0.6	0.7 0.6	5.2 2.2	-3.1 2.6	0.2 1.1	2.2 1.2	-1.4 0.4	-0.7 0.6	0.3 0.4
323/ 32300	Pembuatan barangan sukan	12.4	-3.3	-1.5	5.6	-2.0	-0.3	1.3	3.2	0.9	-3.2
324/ 32400	Pembuatan permainan dan mainan	1.2	-3.8	2.2	1.1	1.8	2.1	7.9	-3.5	0.0	3.1
331 & 332	Pembaikan pemasangan produk logam, jentera, kelengkapan dan pemasangan jentera perindustrian dan kelengkapan	2.8	-2.7	2.5	1.1	3.4	0.4	-2.7	1.1	2.6	-0.1
33150	Pembaikan dan penyelenggaraan kelengkapan pengangkutan kecuali motosikal dan basikal Industri lain	-2.1 3.9	-4.5 -2.3	-0.6 3.1	-0.2 1.4	1.1 3.8	1.1 0.2	-1.7 -2.9	4.0 0.5	2.4 2.6	-1.9 0.2
Jumlah Pembuatan		1.6	-0.8	0.7	1.3	1.2	0.5	0.8	0.8	0.6	0.1

2022						2023						Group Description/Period
Mac	Apr.	Mei	Jun	Jul.	Ogo.	Sep.	Okt.	Nov.	Dis.	Jan.	Feb.	
-0.5	3.8	-0.6	2.0	-1.3	2.8	-0.4	0.0	-4.3	1.3	3.5	-1.0	Manufacture of optical instruments, photographic equipment, magnetic and optical media
-0.3	-2.2	-0.2	0.4	1.5	2.5	0.7	0.2	-0.4	0.4	0.5	-0.5	Manufacture of electric motors, generators, transformers and electricity distribution and control apparatus
-0.2	-2.9	0.5	-0.4	-0.3	0.3	1.3	-0.4	-1.4	0.5	2.3	-0.6	Manufacture of electric motors, generators and transformers
-0.4	-1.6	-0.8	1.0	2.8	4.2	0.3	0.6	0.3	0.3	-0.9	-0.4	Manufacture of electricity distribution and control apparatus
-0.3	-1.2	-3.3	2.6	-1.4	2.3	5.5	1.2	-3.6	0.6	0.02	-0.7	Manufacture of batteries and accumulators
0.6	0.4	1.1	0.1	-1.4	2.4	-1.1	0.3	1.7	-2.7	-0.5	2.0	Manufacture of wiring and wiring devices
5.9	1.0	1.7	0.4	3.4	1.7	1.0	-0.4	-9.1	-0.3	1.0	0.5	Manufacture of fibre optic cables
0.3	0.5	1.3	0.1	-1.7	2.6	-1.3	0.4	2.3	-1.1	-1.1	2.2	Manufacture of other electronic and electric wires and cables
1.2	-0.3	-1.6	0.5	-0.3	0.2	0.0	-1.1	0.9	-24.3	7.9	0.0	Manufacture of current-carrying and non current-carrying wiring devices for electrical circuits regardless of material
-1.5	0.3	0.5	3.3	4.3	-0.3	2.6	-0.8	-9.5	0.7	-1.5	-2.2	Manufacture of electric lighting equipment
3.2	-1.4	-0.3	0.1	-1.8	1.0	-2.9	2.0	-3.7	0.9	0.4	0.2	Manufacture of domestic appliances
1.8	-0.4	0.4	1.0	0.5	1.2	-3.2	0.5	1.2	-0.01	1.1	-0.3	Manufacture of other electrical equipment
-1.5	1.3	0.1	1.5	-0.6	0.2	-0.2	0.5	0.05	0.1	0.7	1.1	Manufacture of general-purpose and special-purpose machinery
0.7	-1.0	-1.0	-0.5	0.2	-0.5	-0.9	0.6	0.6	-0.3	4.7	0.9	Manufacture of fluid power equipment
												Manufacture of other pumps, compressors, taps and valves
												Manufacture of power-driven hand tools with self-contained electric or non-electric motor or pneumatic drives
-1.3	0.3	0.0	0.2	-1.9	0.0	-0.2	-0.3	-0.5	-0.4	0.5	1.7	Manufacture of metal-forming machinery and machine tools
0.2	-1.1	-0.1	-0.4	2.1	1.1	0.8	0.2	2.2	2.0	2.7	1.3	Manufacture of air-conditioning machines, including for motor vehicles
0.5	0.6	-0.7	-0.3	-0.1	-1.6	-4.3	0.5	-1.2	1.0	1.0	1.4	Manufacture of other special-purpose machinery
-2.8	2.9	0.5	3.3	-0.8	0.5	0.5	1.0	0.03	-0.1	-0.3	0.8	Other industry
-0.3	-1.4	-0.9	3.0	1.9	0.4	0.2	-0.1	0.1	0.4	-0.3	-2.3	Manufacture of motor vehicles
-1.3	2.1	-0.3	1.6	-0.6	1.1	2.0	0.1	-1.2	4.8	0.3	4.3	Manufacture of bodies (coachwork) for motor vehicles; manufacture of trailers and semi-trailers
0.2	0.4	0.2	0.1	-0.3	-0.2	0.1	0.1	0.0	0.1	0.4	0.6	Manufacture of parts and accessories for motor vehicles
1.4	-1.5	0.6	1.1	2.6	0.5	0.2	2.3	0.3	-0.8	3.0	0.2	Building of ships and boats
0.3	-0.7	-0.4	-0.1	-0.2	0.3	1.0	-1.2	-0.4	-0.2	1.5	-0.05	Manufacture of railway locomotives, rolling stock, air and spacecraft, related machinery, military fighting vehicles and transport equipment n.e.c
1.5	-2.3	-1.5	0.5	-1.3	1.0	2.4	-0.5	0.2	0.0	2.8	1.0	Manufacture of motorcycles
-0.1	0.9	1.7	1.1	0.2	-1.7	1.9	-0.1	-0.8	-1.9	-3.3	-2.1	Manufacture of bicycles and invalid carriages
-0.5	0.2	-0.1	-0.9	0.5	0.3	-0.4	-1.9	-0.8	-0.01	1.6	-0.4	Other industry
0.5	1.5	-0.7	0.3	-1.9	0.2	0.6	-0.3	-1.5	-0.3	2.2	0.04	Manufacture of furniture
0.9	1.9	-0.6	0.3	-2.3	0.5	0.4	-0.5	-1.3	-1.1	1.9	-0.2	Manufacture of wooden and cane furniture
-0.8	0.3	-0.9	0.1	-0.5	-0.8	1.3	0.2	-2.5	2.3	3.3	0.7	Other industry
-4.8	1.4	-0.1	-2.3	1.4	-0.4	0.9	1.1	2.5	0.1	7.3	2.2	Manufacture of jewellery, bijouterie and related articles
0.5	0.2	0.4	0.3	1.5	0.1	-0.2	-0.4	0.0	0.4	-0.3	-0.2	Manufacture of musical instruments, medical and dental instruments and supplies and other manufacturing n.e.c.
-2.7	0.7	0.3	-0.8	1.9	0.1	0.1	-0.1	-2.2	0.9	0.4	-2.2	Manufacture of stationery
1.5	0.0	0.4	0.6	1.4	0.1	-0.3	-0.5	0.7	0.3	-0.5	0.4	Other industry
0.3	0.4	0.6	-1.3	0.4	0.8	0.1	1.7	-1.3	2.8	-2.8	-3.8	Manufacture of sports goods
-1.4	-2.1	1.9	2.3	5.5	0.4	1.9	-0.1	-1.1	-2.2	-2.3	-0.1	Manufacture of games and toys
0.9	0.5	0.6	-0.8	-0.4	-1.3	-1.0	1.2	-0.4	0.3	2.7	0.04	Repair of fabricated metal products, machinery and equipment and installation of industrial machinery and equipment
0.6	0.9	-0.2	0.4	-1.5	-0.6	0.4	0.0	1.6	2.4	7.7	-0.2	Repair and maintenance of transport equipment except motorcycles and bicycles
1.0	0.5	0.7	-1.0	-0.2	-1.4	-1.2	1.4	-0.8	-0.1	1.7	0.1	Other industry
0.5	0.2	0.2	0.1	0.1	0.4	0.3	0.2	0.3	0.3	0.3	0.3	Total Manufacturing

Jadual **1.6a** : Gaji dan Upah yang Dibayar Sektor Pembuatan Mengikut Kumpulan
 Table : *Salaries and Wages Paid of Manufacturing Sector by Group*

Kod Kumpulan Group code	Keterangan Kumpulan/Tempoh	2021	2022	2021				2022			
				Q1	Q2	Q3	Q4	Q1	Q2	Q3	Q4
101	Pemprosesan dan pengawetan daging	355	361	88	89	87	92	88	87	87	99
102	Pemprosesan dan pengawetan ikan, krustasea dan moluska	457	449	117	115	113	112	111	110	111	116
	10201 Pengetinan ikan, krustasea dan moluska &										
	10202 Pemprosesan dan pengawetan ikan, krustasea dan moluska Industri lain	369	358	95	94	90	90	89	88	88	94
		87	91	22	21	22	22	22	22	24	22
103	Pemprosesan dan pengawetan buah-buahan dan sayur - sayuran	174	190	45	45	43	42	46	47	48	48
	10303 Pengetinan nanas &										
	10304 Pembuatan jem, marmalad dan sajian jeli Industri lain	15	11	5	5	3	2	2	3	3	3
		160	179	40	40	40	40	44	45	45	45
104	Pembuatan minyak dan lemak daripada sayuran dan haiwan	2,773	2,958	681	691	685	716	721	727	736	774
	10404 Pembuatan minyak sayuran mentah dan bertapis &										
	10406 Pembuatan sebatian lemak masakan	204	218	51	51	51	51	52	55	56	55
	10405 Pembuatan minyak kelapa Industri lain	96	93	28	26	21	21	24	25	23	22
		2,473	2,646	603	613	613	644	645	648	657	697
105	Pembuatan produk tenusu	804	875	198	204	200	202	221	227	217	211
	10502 Pembuatan susu pekat, tepung dan sejat Industri lain	704	775	173	178	176	177	195	200	193	187
		99	100	25	26	24	24	26	27	23	24
106	Pembuatan produk bijian, kanji dan produk berkanji	366	370	93	91	91	92	93	92	92	91
	10611 Pengilangan beras	176	179	44	43	44	45	45	44	45	44
	10613 Pengilangan tepung Industri lain	165	166	42	41	41	41	42	42	42	41
		25	25	6	6	6	6	6	6	6	6
107	Pembuatan produk makanan lain	3,799	4,170	932	939	944	985	1,011	1,028	1,043	1,088
	10711 Pembuatan biskut dan cookies	320	375	76	75	81	88	89	93	95	97
	10712 Pembuatan roti, kek dan produk bakeri lain	933	932	228	233	235	238	219	229	238	247
	10713 Pembuatan produk snek	204	232	50	52	51	52	55	58	59	60
	10721 Pembuatan gula	76	81	19	18	19	20	22	21	20	18
	10731 Pembuatan produk koko	82	93	19	21	20	22	24	23	22	23
	10732 Pembuatan coklat dan produk coklat &										
	10733 Pembuatan konfeksi gula	347	401	86	87	85	88	99	99	99	104
	10793 Pembuatan sos dan bahan perasa	363	369	87	85	91	100	92	91	90	96
	10799 Pembuatan produk makanan lain t.t.t.l. Industri lain	381	481	92	95	93	100	114	116	120	132
		1,094	1,206	274	271	270	278	297	299	299	311
108/ 10800	Pembuatan makanan haiwan tersedia	1,045	1,061	257	256	260	272	262	260	261	278
110	Pembuatan minuman ringan	508	532	131	121	120	136	132	128	128	143
	11041 Pembuatan minuman ringan	342	373	86	81	81	94	90	89	90	104
	11042 Pengeluaran air mineral semulajadi dan minuman lain yang dibotolkan Industri lain	128	127	33	32	30	32	34	31	30	31
		38	32	12	9	8	9	8	8	8	8
120/ 12000	Pembuatan produk tembakau	62	63	17	14	14	17	17	14	14	18
131	Pemintalan, penenunan dan penyiapan tekstil	328	353	82	81	79	87	87	86	88	92
	13110 Penyediaan dan pemintalan gentian tekstil &										
	13120 Penenunan tekstil	222	238	56	55	53	57	59	58	59	62
	13132 Pewarnaan, pelunturan, percetakan dan penyiapan akhir benang dan fabrik Industri lain	98	107	24	23	24	27	26	27	27	27
		8	9	2	2	2	2	2	2	2	2
139	Pembuatan tekstil lain	329	319	81	81	82	84	79	78	80	83
	13910 Pembuatan fabrik dikait dan dikrusye Industri lain	111	97	26	27	28	30	25	23	23	25
		218	222	55	54	54	55	54	55	57	57
141	Pembuatan pakaian, kecuali pakaian berbulu	838	887	217	200	198	223	225	212	213	238
	14102 Pembuatan pakaian Industri lain	580	598	147	136	141	155	151	141	143	164
		258	289	70	64	57	67	74	71	70	74
142 & 143	Pembuatan artikel daripada kulit bulu dan pakaian yang dikait dan dikrusye	25	25	7	6	6	6	6	7	6	6
151 (15110 & 15120)	Penyamakan dan pembersihan kulit, pembuatan bagasi, beg tangan, pelana dan abah-abah pembersihan dan pewarnaan bulu	121	123	31	30	29	32	31	30	30	32
152	Pembuatan kasut	186	201	48	45	43	50	51	50	48	51
	15201 Pembuatan kasut kulit &										
	15203 Pembuatan kasut getah Industri lain	133	145	34	32	31	36	37	36	35	37
		54	56	14	13	13	14	15	14	13	14
161/ 16100	Pengilangan dan pengetaman kayu	547	520	139	130	136	143	137	129	127	128

Jadual **1.6a** : Gaji dan Upah yang Dibayar Sektor Pembuatan Mengikut Kumpulan
Table : Salaries and Wages Paid of Manufacturing Sector by Group

Kod Kumpulan Group code	Keterangan Kumpulan/Tempoh	2021	2022	2021				2022			
				Q1	Q2	Q3	Q4	Q1	Q2	Q3	Q4
162	Pembuatan produk daripada kayu, gabus, jerami dan bahan jalinan lain	1,913	2,064	466	456	480	511	514	504	516	530
16211	Pembuatan kepingan venier dan papan lapis	934	1,008	221	214	238	260	248	239	255	265
16212	Pembuatan papan partikel dan papan gentian	251	299	59	61	62	70	76	76	74	74
16221	Pertukangan kayu untuk jurubina	407	428	103	102	101	100	107	106	106	109
	Industri lain	321	329	83	79	79	81	83	83	80	83
170	Pembuatan kertas dan produk kertas	2,018	2,100	505	502	495	517	524	516	520	541
17010	Pembuatan pulpa, kertas dan kertas tebal	271	304	64	65	67	75	74	76	77	77
17020	Pembuatan kertas gelugur dan kertas tebal dan bekas daripada kertas dan kertas tebal	805	836	200	205	196	203	200	205	211	220
17091	Pembuatan sampul surat dan kad surat	59	54	14	15	15	15	13	13	13	14
17092	Pembuatan kertas kegunaan rumah dan pembersih peribadi	345	374	86	88	85	87	98	93	90	94
17093	Pembuatan kertas bergam atau pelekat yang berjalur atau bergulung dan label dan kertas dinding	308	270	83	72	75	78	73	65	64	68
	Industri lain	230	263	57	58	56	59	65	64	64	69
181 & 182	Percetakan, aktiviti perkhidmatan berkaitan percetakan dan penerbitan semula media rakaman	2,153	2,242	559	549	507	538	567	559	542	575
18110	Percetakan	1,807	1,892	466	463	426	452	474	475	458	486
18120 & 18200	Aktiviti perkhidmatan berkaitan percetakan & Penerbitan semula media rakaman	346	350	94	86	81	86	93	84	84	88
192 (19201 & 19202)	Pembuatan produk petroleum bertapis	2,326	2,363	617	522	565	621	629	532	577	625
201	Pembuatan kimia asas, baja dan sebatian nitrogen, plastik dan getah sintetik dalam bentuk primer	3,062	3,205	763	746	787	765	799	787	807	812
20111	Pembuatan gas perindustrian atau perubatan bukan organik dalam bentuk cecair atau mampat	226	296	55	55	57	59	73	73	76	74
20112 & 20113	Pembuatan kimia organik asas & Pembuatan sebatian bukan organik	1,560	1,670	383	374	410	392	413	403	427	426
20121 & 20129	Pembuatan baja & Pembuatan produk campuran nitrogen	343	310	91	86	87	78	82	76	75	77
20131	Pembuatan plastik dalam bentuk primer	831	811	208	204	208	211	203	206	199	204
	Industri lain	102	118	26	26	25	25	28	29	30	30
202 & 203	Pembuatan produk kimia lain dan serat buatan manusia	2,616	2,626	699	642	611	663	686	635	638	667
20210	Pembuatan racun perosak dan produk agrokimia lain	240	258	63	61	59	57	67	66	61	64
20221	Pembuatan cat, varnis dan penyadur dan mastik	340	361	91	81	82	86	98	85	85	93
20222	Pembuatan dakwat cetak	279	236	79	69	64	66	63	58	57	58
20231 & 20232	Pembuatan sabun dan bahan pencuci, penyediaan pembersih dan mengilat & Pembuatan pewangi dan penyediaan dandanan diri	902	844	255	221	208	218	230	198	202	215
20291 & 20292 & 20299	Pembuatan plat fotografi, filem, sensitized paper dan other sensitized unexposed materials & Pembuatan dakwat menulis dan melukis & Pembuatan produk kimia lain t.t.t.l.	821	891	203	201	189	228	219	219	224	229
	Industri lain	34	37	9	9	8	8	9	9	9	9
210	Pembuatan produk farmaseutikal, kimia perubatan dan botani	717	789	165	180	183	189	180	196	202	211
21001	Pembuatan bahan aktif ubat-ubatan untuk digunakan oleh bidang farmakologi dalam pembuatan ubat-ubatan	574	629	133	145	144	152	143	156	160	171
	Industri lain	143	159	32	35	39	36	37	40	43	40
221	Pembuatan produk getah	4,095	4,094	919	1,060	1,112	1,003	938	1,063	1,089	1,003
22111	Pembuatan tayar getah untuk kenderaan	353	382	80	94	93	87	81	97	104	99
22112	Pembuatan bunga tayar yang boleh ditukar ganti dan tayar celup	88	103	21	23	22	23	23	26	27	27
22191 & 22193	Pembuatan produk lain daripada getah asli atau sintetik, tidak divulkan, divulkan atau dikeraskan & Pengilangan semula getah dan prosesan susu getah	682	737	166	174	177	165	172	185	196	184
22192 & 22199	Pembuatan sarung tangan getah & Pembuatan produk getah lain yang t.t.t.l.	2,238	2,160	444	588	654	551	484	576	584	516
		732	712	208	181	167	177	179	178	178	177
222	Pembuatan produk plastik	7,528	7,892	1,853	1,970	1,846	1,860	1,847	2,013	2,013	2,019
22201 & 22202	Pembuatan produk plastik separa siap & Pembuatan produk plastik siap	2,636	2,724	644	693	646	652	624	691	688	720
22203	Pembuatan artikel plastik untuk pembungkusan barangan	1,591	1,847	373	425	395	398	402	471	472	502
22204	Pembuatan barangan plastik jurubina	96	101	25	26	22	23	25	26	25	26
22205	Pembuatan pinggan mangkuk, peralatan dapur dan tandas daripada plastik	570	598	141	143	141	144	148	151	153	146
22209	Pembuatan pelbagai produk plastik t.t.t.l.	2,635	2,622	669	683	641	642	649	674	674	624
231 (23101 & 23102 & 23109)	Pembuatan kaca dan produk kaca	747	890	174	185	182	206	210	215	224	241

Jadual Table **1.6a** : Gaji dan Upah yang Dibayar Sektor Pembuatan Mengikut Kumpulan
 : *Salaries and Wages Paid of Manufacturing Sector by Group*

Kod Kumpulan Group code	Keterangan Kumpulan/Tempoh	2021	2022	2021				2022			
				Q1	Q2	Q3	Q4	Q1	Q2	Q3	Q4
239	Pembuatan pengeluaran galian bukan logam t.t.t.l.	3,592	3,717	904	903	873	911	913	931	927	946
23911 & 23921	Pembuatan mortar refraktori dan konkrit & Pembuatan seramik bukan refraktori	365	311	94	93	92	85	74	78	79	81
23930	Pembuatan produk porselin dan seramik lain	159	170	42	39	38	40	44	43	42	41
23941	Pembuatan simen hidraulik	287	278	72	76	68	71	69	70	68	71
23951	Pembuatan konkrit dan mortar siap bancuh dan bancuhan kering	686	738	170	171	168	176	181	185	187	185
23952 & 23953 & 23959	Pembuatan konkrit pratuangan, simen atau artikel batu buatan yang digunakan dalam pembinaan; & Pembuatan komponen struktur pasang siap untuk bangunan atau kejuruteraan awam dari simen, batu atau konkrit buatan & Pembuatan artikel konkrit, simen dan plaster lain t.t.t.l.	1,253	1,279	318	313	306	316	316	319	320	324
23990	Pembuatan produk mineral bukan logam lain t.t.t.l.	484	539	121	115	115	132	133	132	131	142
	Industri lain	359	402	87	95	86	91	96	104	100	103
241 (24101 & 24102 & 24103 & 24104 & 24109)	Pembuatan besi dan keluli asas	2,210	2,368	581	531	516	582	621	592	558	597
242 (24201 & 24202 & 24209)	Pembuatan logam asas berharga dan logam bukan ferus lain	1,423	1,396	356	354	343	371	365	336	336	358
243	Pengacuan logam	415	416	107	101	100	106	107	101	102	106
251 & 252	Pembuatan produk struktur logam, tangki, takungan, penjana wap, senjata dan peluru	1,632	1,643	426	396	395	415	414	403	403	423
25113 & 25119	Pembuatan pintu, tingkap dan bingkai, penutup tingkap dan pintu pagar daripada logam & Pembuatan produk struktur logam lain	880	841	240	216	207	217	214	205	203	218
25120	Pembuatan tangki, takungan dan kontena daripada logam	557	609	132	130	143	152	152	149	153	155
	Industri lain	195	193	54	50	45	47	48	48	47	50
259	Pembuatan lain-lain produk yang direka daripada logam; aktiviti perkhidmatan kerja logam	3,841	3,982	977	923	925	1,016	1,021	976	970	1,016
25910	Tempaan, tekanan, hentakan dan bentuk gelekkan logam; serbuk metalurgi	768	754	194	189	187	197	194	188	183	189
25920	Rawatan dan penyalutan logam; menggunakan mesin	502	509	131	127	116	128	132	130	121	126
25991	Pembuatan tin untuk produk makanan dan minuman, tiub dan kotak boleh dilipat	419	476	106	95	100	119	112	109	119	136
25992 & 25993	Pembuatan kabel, plaited bands (jalur/pita berpintal) dan artikel seumpamanya daripada logam & Pembuatan bolt, skru, nat dan produk uliran seumpamanya	893	1,020	217	198	218	260	264	243	250	263
25994	Pembuatan barangan rumah daripada logam	70	65	19	19	16	16	16	17	17	16
25999	Pembuatan produk lain yang direka daripada logam t.t.t.l.	927	973	240	231	224	232	247	244	240	243
	Industri lain	261	185	70	64	63	65	56	45	41	43
261	Pembuatan komponen dan papan elektronik	11,848	12,261	3,043	2,944	2,803	3,058	3,183	3,024	2,923	3,130
26101 & 26102	Pembuatan diod, transistor dan alatan semikonduktor yang seumpamanya & Pembuatan litar elektronik bersepadu dengan pemasangan mikro	7,743	7,883	1,939	1,944	1,866	1,994	2,026	1,972	1,891	1,993
26103 & 26104 & 26105	Pembuatan kapasitor dan perintang elektrik & Pembuatan papan litar bercetak & Pembuatan komponen paparan	3,638	3,901	976	883	829	951	1,033	930	918	1,020
26109	Pembuatan komponen lain untuk aplikasi elektronik	466	477	128	117	108	113	124	122	114	117
262 (26201 & 26202)	Pembuatan komputer dan kelengkapan peranti	2,839	3,001	720	671	695	753	741	739	733	788
263/26300	Pembuatan peralatan komunikasi	665	789	152	171	159	182	194	196	187	211
264/26400	Pembuatan peralatan elektronik pengguna	1,140	1,341	281	272	275	312	329	327	343	342
265	Pembuatan kelengkapan mengukur, menguji, memandu arah dan kawalan; jam tangan dan jam	1,693	2,450	409	401	413	470	521	583	634	712
26511 & 26512	Pembuatan kelengkapan mengukur, menguji, memandu arah dan kawalan & Pembuatan kelengkapan kawalan proses perindustrian	1,535	2,275	371	362	375	427	477	542	591	666
26520	Pembuatan jam tangan dan jam dan bahagiannya	157	175	38	39	38	43	44	41	44	46
266/26600	Pembuatan peralatan penyinaran, perubatan elektro dan elektroterapeutik	705	736	162	187	185	170	179	186	184	187

2022	2023	2022												2023		Group Description/Period
(Jan. - Feb.)	(Jan. - Feb.)	Jan.	Feb.	Mac	Apr.	Mei	Jun	Jul.	Ogo.	Sep.	Okt.	Nov.	Dis.	Jan.	Feb.	
603	609	305	298	309	309	311	311	310	306	311	313	313	321	312	298	Manufacture of non-metallic mineral products n.e.c.
																Manufacture of refractory mortars and concretes
48	49	24	24	26	25	27	26	27	26	26	26	26	28	25	24	Manufacture of non-refractory ceramic
29	26	14	15	14	14	15	15	14	14	14	14	14	14	15	11	Manufacture of other porcelain and ceramic products
47	49	25	22	22	23	24	23	23	22	23	23	23	25	26	24	Manufacture of hydraulic cement
118	117	60	58	63	63	61	62	62	63	62	63	59	62	59	58	Manufacture of ready-mix and dry-mix concrete and mortars
																Manufacture of precast concrete, cement or artificial stone articles for use in construction
210	212	106	105	106	105	107	108	109	105	106	106	112	106	109	103	Manufacture of prefabricated structural components for building or civil engineering of cement, concrete or artificial stone
																Manufacture of other articles of concrete, cement and plaster n.e.c.
88	94	45	44	44	41	46	45	43	43	45	46	45	51	46	47	Manufacture of other non-metallic mineral products n.e.c.
62	62	31	31	34	39	33	32	33	33	34	34	34	35	32	31	Other industry
411	423	208	203	210	202	197	194	184	184	190	190	191	216	215	207	Manufacture of basic iron and steel
251	265	126	124	114	110	114	111	110	112	114	116	116	126	131	135	Manufacture of basic precious and other non-ferrous metals
72	70	36	36	36	34	34	33	34	34	35	35	35	36	36	33	Casting of metals
279	287	142	136	135	134	136	132	135	132	137	138	141	144	144	143	Manufacture of structural metal products, tanks, reservoirs, steam generators, weapons and ammunition
145	150	75	70	69	69	70	66	67	65	71	70	72	76	75	75	Manufacture of metal doors, windows and their frames, shutters and gates
																Manufacture of other structural metal products
102	103	51	51	50	49	50	50	51	51	51	52	52	51	52	51	Manufacture of tanks, reservoirs and containers of metal
32	34	16	16	16	16	16	16	16	16	15	16	17	17	17	17	Other industry
684	712	347	337	336	322	329	325	320	323	326	329	332	355	354	358	Manufacture of other fabricated metal products; metal working service activities
130	125	65	65	64	63	64	61	60	62	61	61	60	68	63	62	Forging, pressing, stamping and roll-forming of metal; powder metallurgy
89	87	44	45	43	42	44	44	41	40	40	40	41	45	43	44	Treatment and coating of metals; machining
74	90	38	37	38	36	36	37	37	39	43	43	46	47	46	45	Manufacture of tins and cans for food products, collapsible tubes and boxes
																Manufacture of metal cable, plaited bands and similar articles
177	184	90	87	87	76	84	83	84	83	83	86	86	91	90	94	Manufacture of bolts, screws, nuts and similar threaded products
10	11	5	5	5	5	6	6	6	6	5	5	5	5	5	5	Manufacture of metal household articles
165	183	84	81	82	81	82	80	79	81	80	80	79	83	93	91	Manufacture of any other fabricated metal products n.e.c.
39	33	22	17	17	18	13	13	13	14	14	14	14	16	15	18	Other industry
2,157	2,158	1,058	1,099	1,027	1,015	1,007	1,002	958	963	1,001	997	990	1,144	1,055	1,103	Manufacture of electronic components and boards
																Manufacture of diodes, transistors and similar semiconductor devices
1,366	1,355	677	689	661	656	650	667	623	627	642	639	631	723	668	688	Manufacture of electronic integrated circuits micro assemblies
																Manufacture of electrical capacitors and resistors
710	721	340	370	323	317	316	297	298	299	321	320	321	379	346	374	Manufacture of printed circuit boards
																Manufacture of display components
81	82	41	40	43	42	41	38	38	38	38	38	38	41	41	41	Manufacture of other components for electronic applications
490	511	250	241	251	243	249	248	235	239	259	255	243	290	252	259	Manufacture of computers and peripheral equipment
129	141	65	64	65	73	61	62	61	64	62	62	77	72	72	69	Manufacture of communication equipment
224	217	115	109	106	108	107	111	107	120	115	115	115	113	113	104	Manufacture of consumer electronics
333	408	165	168	188	179	193	211	202	214	218	221	234	257	200	208	Manufacture of measuring, testing, navigating and control equipment; watches and clocks
																Manufacture of measuring, testing, navigating and control equipment
303	376	149	154	174	166	179	197	188	200	203	206	219	241	184	193	Manufacture of industrial process control equipment
30	32	16	14	14	13	14	14	14	15	15	15	15	16	16	15	Manufacture of watches and clocks and parts
116	128	58	58	62	61	62	63	62	61	61	60	59	68	63	66	Manufacture of irradiation, electromedical and electrotherapeutic equipment

Jadual Table **1.6a** : Gaji dan Upah yang Dibayar Sektor Pembuatan Mengikut Kumpulan
: *Salaries and Wages Paid of Manufacturing Sector by Group*

Kod Kumpulan Group code	Keterangan Kumpulan/Tempoh	2021	2022	2021				2022			
				Q1	Q2	Q3	Q4	Q1	Q2	Q3	Q4
267 (26701 & 26702) & 268 (26800)	Pembuatan peralatan optikal, kelengkapan fotografi, media magnetik dan optikal	395	500	104	96	93	102	121	130	125	124
271	Pembuatan motor elektrik, penjana, transformer dan perkakasan pengagihan dan pengawalan elektrik	1,298	1,246	338	294	321	345	328	289	313	317
27101	Pembuatan motor elektrik, penjana dan transformer	450	474	100	109	120	122	113	118	123	120
27102	Pembuatan perkakasan pengagihan dan pengawalan elektrik	847	772	238	185	201	223	215	171	190	196
272/ 27200	Pembuatan bateri dan akumulator	438	481	97	105	120	116	117	114	121	129
273	Pembuatan pendawaian dan peranti pendawaian	1,003	1,133	244	239	249	272	273	273	292	295
27310	Pembuatan kabel gentian optikal	67	84	12	13	17	25	18	18	22	24
27320	Pembuatan wayar dan kabel elektronik dan elektrik lain	898	1,011	223	216	222	237	244	245	260	261
27330	Pembuatan alatan pendawaian pembawa dan bukan pembawa arus untuk litar elektrik (tanpa mengira jenis bahan)	38	39	9	9	10	10	11	10	10	9
274/ 27400	Pembuatan kelengkapan pencahayaan elektrik	221	248	46	52	61	61	62	55	64	66
275/ 27500	Pembuatan perkakasan domestik	574	436	181	149	128	116	124	118	105	89
279/ 27900	Pembuatan kelengkapan elektrik lain	299	395	70	72	73	84	89	91	99	115
281 & 282	Pembuatan jentera kegunaan umum dan kegunaan khas	4,292	4,424	1,110	1,039	1,032	1,112	1,123	1,070	1,083	1,149
28120 &	Pembuatan alat-alat kuasa bendalir										
28130	Pembuatan pam, pemampat, kepala paip dan injap lain	340	348	87	81	81	90	84	83	87	94
28180 &	Pembuatan alatan tangan yang menggunakan kuasa dilengkapkan dengan motor elektrik atau bukan motor elektrik atau pneumatik										
28220	Pembuatan jentera pembentukan logam dan alatan mesin	918	919	235	214	220	249	229	220	229	242
28192	Pembuatan mesin penyaman udara, termasuk untuk kenderaan bermotor	689	743	174	167	175	173	180	172	189	202
28290	Pembuatan lain-lain mesin bertujuan khas t.t.t.l. Industri lain	554	525	145	137	129	144	149	129	117	130
		1,790	1,889	468	440	427	456	482	466	461	480
291 (29101 & 29102)	Pembuatan kenderaan bermotor	1,057	1,152	257	261	252	287	286	290	281	295
292/ 29200	Pembuatan kerangka (coachwork) untuk kenderaan bermotor; pembuatan treler dan semi treler	283	344	66	71	71	75	77	87	89	92
293/ 29300	Pembuatan alat ganti dan aksesori untuk kenderaan bermotor	2,071	2,030	542	526	481	523	509	512	492	517
301 (30110 & 30120)	Pembinaan kapal dan bot	285	281	80	72	66	67	74	70	67	69
302, 303, 304 & 309	Pembuatan lokomotif keretapi, rolling stock, kapal angkasa dan udara, jentera berkaitan, kenderaan tempur ketenteraan, dan kelengkapan pengangkutan t.t.t.l.	810	861	208	205	194	204	215	219	214	213
30910	Pembuatan motosikal	482	534	120	122	116	125	134	139	134	128
30920	Pembuatan basikal dan invalid carriages Industri lain	132	121	37	34	31	30	30	29	30	32
		195	206	51	49	46	49	51	51	50	54
310	Pembuatan perabot	2,425	2,556	617	578	586	643	658	629	622	647
31001	Pembuatan perabot kayu dan rotan Industri lain	1,852	2,025	466	436	450	501	517	493	497	519
		573	530	151	142	136	143	141	136	126	128
321 (32110 & 32120)	Pembuatan barang kemas, bijouterie dan artikel berkaitan	250	261	66	60	57	67	68	63	62	69
322, 325 & 329	Pembuatan instrumen muzik, peralatan dan bekalan perubatan dan pergigian dan pembuatan lain t.t.t.l.	721	732	183	177	177	184	185	180	184	183
32901	Pembuatan alat tulis Industri lain	151	153	38	37	37	39	39	39	38	37
		570	579	146	140	140	145	146	141	145	146
323/ 32300	Pembuatan barangan sukan	71	71	18	17	17	18	18	17	17	19
324/ 32400	Pembuatan permainan dan mainan	184	236	34	36	52	62	54	54	63	65
331 & 332	Pembaikan pemasangan produk logam, jentera, kelengkapan dan pemasangan jentera perindustrian dan kelengkapan	1,260	1,319	322	309	298	330	334	331	312	342
33150	Pembaikan dan penyelenggaraan kelengkapan pengangkutan kecuali motosikal dan basikal Industri lain	268	275	71	65	64	67	69	68	63	76
		992	1,043	251	244	234	264	265	263	249	267
Jumlah Pembuatan		89,830	94,528	22,584	22,162	21,904	23,180	23,513	23,318	23,364	24,332

2022	2023	2022											2023		Group Description/Period	
(Jan. - Feb.)	(Jan. - Feb.)	Jan.	Feb.	Mar.	Apr.	Mei	Jun	Jul.	Ogo.	Sep.	Okt.	Nov.	Dis.	Jan.		Feb.
71	80	35	35	50	43	42	45	43	41	40	40	39	45	41	40	Manufacture of optical instruments, photographic equipment, magnetic and optical media
225	216	115	110	102	90	98	101	103	106	104	102	101	113	111	104	Manufacture of electric motors, generators, transformers and electricity distribution and control apparatus
77	79	40	37	36	37	40	41	41	42	41	41	39	40	42	37	<i>Manufacture of electric motors, generators and transformers</i>
148	136	75	74	67	53	58	60	62	64	63	61	62	73	69	67	<i>Manufacture of electricity distribution and control apparatus</i>
79	90	39	40	38	36	39	38	39	41	41	42	43	45	43	46	Manufacture of batteries and accumulators
184	189	93	91	89	86	93	94	95	98	98	100	94	100	95	94	Manufacture of wiring and wiring devices
12	14	6	6	6	6	6	6	7	7	8	8	8	9	7	7	<i>Manufacture of fibre optic cables</i>
164	170	83	81	80	77	83	85	85	88	87	89	83	88	85	85	<i>Manufacture of other electronic and electric wires and cables</i>
7	5	3	4	3	3	3	3	3	3	3	3	3	2	3	3	<i>Manufacture of current -carrying and non current-carrying wiring devices for electrical circuits regardless of material</i>
44	43	23	21	18	17	18	21	21	22	22	21	22	23	22	21	Manufacture of electric lighting equipment
83	62	42	41	40	33	43	43	39	36	31	30	29	30	30	32	Manufacture of domestic appliances
59	79	30	29	30	30	30	31	31	31	37	36	36	43	40	39	Manufacture of other electrical equipment
769	777	386	383	354	359	359	351	353	363	366	372	366	411	393	384	Manufacture of general-purpose and special-purpose machinery
																<i>Manufacture of fluid power equipment</i>
56	56	29	27	28	28	28	27	28	29	29	30	29	36	28	28	<i>Manufacture of other pumps, compressors, taps and valves</i>
																<i>Manufacture of power-driven hand tools with self-contained electric or non-electric motor or pneumatic drives</i>
158	146	77	81	70	73	74	73	74	77	78	81	78	82	75	72	<i>Manufacture of metal-forming machinery and machine tools</i>
117	124	57	60	63	57	58	58	61	65	63	62	64	75	60	63	<i>Manufacture of air-conditioning machines, including for motor vehicles</i>
106	98	53	53	43	46	42	41	39	39	39	41	41	49	49	49	<i>Manufacture of other special-purpose machinery n.e.c.</i>
332	353	171	161	150	156	158	152	152	153	157	158	154	169	181	172	<i>Other industry</i>
195	185	96	98	91	97	97	97	92	97	92	94	93	109	92	93	Manufacture of motor vehicles
49	66	24	25	28	29	29	29	29	29	31	30	30	32	33	33	Manufacture of bodies (coachwork) for motor vehicles; manufacture of trailers and semi-trailers
342	337	169	173	168	174	168	170	162	163	167	167	168	182	166	171	Manufacture of parts and accessories for motor vehicles
46	48	23	23	28	24	23	23	22	22	23	23	23	23	24	24	Building of ships and boats
141	146	69	72	74	73	74	72	71	70	73	73	70	71	72	74	Manufacture of railway locomotives, rolling stock, air and spacecraft, related machinery, military fighting vehicles and transport equipment n.e.c
86	88	43	44	47	46	47	45	44	44	45	45	41	42	43	45	<i>Manufacture of motorcycles</i>
20	21	10	10	10	10	10	10	10	10	10	10	11	11	10	10	<i>Manufacture of bicycles and invalid carriages</i>
34	37	17	18	17	17	17	17	17	16	17	17	18	18	19	18	<i>Other industry</i>
441	459	222	218	217	211	212	205	203	204	214	213	213	221	233	225	Manufacture of furniture
346	372	175	171	171	165	167	161	161	163	172	171	171	177	190	182	<i>Manufacture of wooden and cane furniture</i>
95	87	48	47	46	46	46	44	42	42	42	42	42	44	44	43	<i>Other industry</i>
46	45	24	23	21	21	21	21	21	21	21	21	21	27	23	22	Manufacture of jewellery, bijouterie and related articles
124	121	62	62	61	60	60	61	60	62	62	60	60	63	61	60	Manufacture of musical instruments, medical and dental instruments and supplies and other manufacturing n.e.c.
26	25	13	13	13	13	13	13	13	13	12	12	12	12	12	13	<i>Manufacture of stationery</i>
98	96	49	49	48	47	47	48	47	49	50	48	48	50	49	47	<i>Other industry</i>
12	13	6	6	6	6	6	6	6	6	6	6	6	6	6	6	Manufacture of sports goods
36	41	18	18	18	18	18	19	20	21	22	20	21	24	21	21	Manufacture of games and toys
221	239	111	110	113	115	110	106	104	103	104	110	114	119	119	120	Repair of fabricated metal products, machinery and equipment and installation of industrial machinery and equipment
45	54	22	23	24	24	22	22	20	21	22	22	26	27	26	28	<i>Repair and maintenance of transport equipment except motorcycles and bicycles</i>
176	185	89	87	89	91	87	84	84	82	82	87	88	91	93	92	<i>Other industry</i>
15,671	16,347	7,865	7,805	7,843	7,715	7,787	7,816	7,709	7,771	7,885	7,881	7,890	8,562	8,183	8,164	Total Manufacturing

Jadual Table **1.6b** : Gaji dan Upah yang Dibayar Sektor Pembuatan Mengikut Kumpulan: Perubahan Peratusan Tahunan
 : *Salaries and Wages Paid of Manufacturing Sector by Group: Annual Percentage Change*

Kod Kumpulan Group code	Keterangan Kumpulan/Tempoh	2021	2022	2021				2022			
				Q1	Q2	Q3	Q4	Q1	Q2	Q3	Q4
239	Pembuatan pengeluaran galian bukan logam t.t.t.l.	-0.3	3.5	-3.6	4.0	-1.3	-0.2	0.9	3.1	6.2	3.8
23911	Pembuatan mortar refraktori dan konkrit	-11.4	-14.7	-16.4	-4.4	-8.3	-15.6	-21.8	-16.9	-14.3	-4.7
23921	Pembuatan seramik bukan refraktori										
23930	Pembuatan produk porselin dan seramik lain	-0.6	7.4	6.5	3.6	-6.3	-5.4	5.0	11.4	10.9	2.6
23941	Pembuatan simen hidraulik	-5.2	-3.3	-11.4	-4.7	-1.7	-2.1	-3.7	-8.8	-0.1	-0.1
23951	Pembuatan konkrit dan mortar siap bancuh dan bancuhan kering	3.2	7.5	-3.3	8.7	1.5	6.6	6.6	8.1	10.9	4.7
23952	Pembuatan konkrit pratuangan, simen atau artikel batu buatan yang digunakan dalam pembinaan;										
23953	Pembuatan komponen struktur pasang siap untuk bangunan atau kejuruteraan awam dari simen, batu atau konkrit buatan	2.2	2.1	5.3	6.2	-0.1	-2.0	-0.8	2.0	4.8	2.5
23959	Pembuatan artikel konkrit, simen dan plaster lain t.t.t.l.										
23990	Pembuatan produk mineral bukan logam lain t.t.t.l.	-4.7	11.4	-14.7	-8.4	-1.5	7.5	10.0	14.9	13.9	7.4
	Industri lain	8.1	12.0	3.1	26.1	0.6	4.6	9.8	9.5	16.0	12.9
241 (24101 & 24102 & 24103 & 24104 & 24109)	Pembuatan besi dan keluli asas	-0.5	7.2	-3.2	-0.5	-3.5	5.3	7.0	11.5	8.2	2.5
242 (24201 & 24202 & 24209)	Pembuatan logam asas berharga dan logam bukan ferus lain	4.5	-1.9	-5.7	9.8	6.4	8.8	2.6	-4.9	-1.8	-3.4
243	Pengacuan logam	2.2	0.4	-0.4	11.5	-2.8	2.0	-0.2	-0.2	2.3	-0.5
251 & 252	Pembuatan produk struktur logam, tangki, takungan, penjana wap, senjata dan peluru	-1.6	0.7	1.7	1.5	-6.7	-2.8	-2.8	1.7	2.1	1.9
25113	Pembuatan pintu, tingkap dan bingkai, penutup tingkap dan pintu pagar daripada logam	-10.6	-4.4	-3.7	-3.9	-18.7	-15.0	-10.7	-5.0	-2.0	0.8
25119	Pembuatan produk struktur logam lain										
25120	Pembuatan tangki, takungan dan kontena daripada logam	17.5	9.3	16.5	14.3	18.4	20.4	14.6	15.1	7.3	1.7
	Industri lain	-2.8	-1.0	-3.8	-2.8	-5.7	1.2	-10.1	-4.3	4.8	7.5
259	Pembuatan lain-lain produk yang direka daripada logam; aktiviti perkhidmatan kerja logam	4.9	3.7	6.8	5.6	1.1	6.2	4.5	5.7	4.8	0.0
25910	Tempaan, tekanan, hentakan dan bentuk gelekkan logam; serbuk metalurgi	7.4	-1.8	14.4	9.0	2.0	4.7	-0.02	-0.4	-2.6	-4.3
25920	Rawatan dan penyalutan logam; menggunakan mesin	13.0	1.3	26.3	24.0	2.5	2.6	0.8	2.6	3.8	-1.6
25991	Pembuatan tin untuk produk makanan dan minuman, tiub dan kotak boleh dilipat	2.4	13.4	5.2	-3.8	-0.4	7.9	5.9	14.7	18.9	14.5
25992	Pembuatan kabel, plaited bands (jalur/pita berpintal) dan artikel seumpamanya daripada logam										
25993	Pembuatan bolt, skru, nat dan produk uliran seumpamanya	10.2	14.2	1.1	3.8	9.6	26.1	21.6	22.3	14.6	1.3
25994	Pembuatan barangan rumah daripada logam	-8.1	-7.2	-10.6	0.7	-10.8	-11.5	-18.0	-10.7	2.8	-0.4
25999	Pembuatan produk lain yang direka daripada logam t.t.t.l.	2.5	5.0	3.4	6.1	-0.02	0.8	2.8	5.6	7.1	4.6
	Industri lain	-13.3	-29.1	-4.1	-11.2	-17.8	-19.3	-19.6	-29.6	-35.4	-32.8
261	Pembuatan komponen dan papan elektronik	5.8	3.5	-0.2	11.7	5.0	7.7	4.6	2.7	4.3	2.3
26101	Pembuatan diod, transistor dan alatan semikonduktor yang seumpamanya										
26102	Pembuatan litar elektronik bersepadu dengan pemasangan mikro	6.5	1.8	-8.2	14.6	12.3	10.8	4.5	1.5	1.4	-0.1
26103	Pembuatan kapasitor dan perintang elektrik										
26104	Pembuatan papan litar bercetak	7.0	7.2	19.5	9.2	-5.1	5.4	5.9	5.3	10.7	7.2
26105	Pembuatan komponen paparan										
26109	Pembuatan komponen lain untuk aplikasi elektronik	-10.7	2.4	5.6	-10.1	-19.7	-17.0	-3.0	4.1	5.5	3.6
262 (26201 & 26202)	Pembuatan komputer dan kelengkapan peranti	9.8	5.7	5.1	8.5	13.8	12.1	3.0	10.1	5.5	4.6
263/ 26300	Pembuatan peralatan komunikasi	-5.8	18.5	-29.5	-1.8	-1.1	17.9	27.4	14.5	17.3	16.0
264/ 26400	Pembuatan peralatan elektronik pengguna	-4.3	17.7	-4.8	-5.6	-7.9	1.0	17.2	20.3	24.7	9.5
265	Pembuatan kelengkapan mengukur, menguji, memandu arah dan kawalan; jam tangan dan jam	5.7	44.8	-3.5	2.5	9.6	14.5	27.4	45.4	53.7	51.6
26511	Pembuatan kelengkapan mengukur, menguji, memandu arah dan kawalan	6.8	48.2	-2.4	3.4	11.3	15.5	28.4	49.5	57.7	56.0
26512	Pembuatan kelengkapan kawalan proses perindustrian										
26520	Pembuatan jam tangan dan jam dan bahagiannya	-4.6	11.3	-13.4	-5.3	-4.5	5.4	17.4	7.0	14.2	7.1
266/ 26600	Pembuatan peralatan penyinaran, perubatan elektro dan elektroterapeutik	15.4	4.5	0.4	19.0	17.7	26.3	10.0	-0.3	-0.6	9.9

Jadual Table **1.6b** : Gaji dan Upah yang Dibayar Sektor Pembuatan Mengikut Kumpulan: Perubahan Peratusan Tahunan
 : *Salaries and Wages Paid of Manufacturing Sector by Group: Annual Percentage Change*

Kod Kumpulan Group code	Keterangan Kumpulan/Tempoh	2021	2022	2021				2022			
				Q1	Q2	Q3	Q4	Q1	Q2	Q3	Q4
267 (26701 & 26702) & 268 (26800)	Pembuatan peralatan optikal, kelengkapan fotografi, media magnetik dan optikal	0.4	26.6	2.6	-1.8	-2.9	3.4	16.3	36.3	34.0	21.2
271	Pembuatan motor elektrik, penjana, transformer dan perkakasan pengagihan dan pengawalan elektrik	-1.2	-4.0	-0.3	-5.5	-0.9	1.5	-3.0	-1.7	-2.5	-8.3
27101	Pembuatan motor elektrik, penjana dan transformer	3.0	5.2	-16.8	6.6	11.2	13.6	12.5	8.2	3.1	-1.4
27102	Pembuatan perkakasan pengagihan dan pengawalan elektrik	-3.3	-8.9	8.8	-11.4	-6.9	-4.1	-9.6	-7.5	-5.8	-12.0
272/ 27200	Pembuatan bateri dan akumulator	3.5	10.0	-3.9	1.2	9.7	6.2	21.1	8.4	1.3	11.0
273	Pembuatan pendawaian dan peranti pendawaian	13.5	13.0	7.1	19.7	13.2	14.9	12.1	14.5	17.3	8.4
27310	Pembuatan kabel gantian optikal	-1.0	24.2	-30.1	-20.7	0.7	45.0	55.3	39.6	29.3	-2.0
27320	Pembuatan wayar dan kabel elektronik dan elektrik lain	15.1	12.6	10.7	24.3	14.3	12.4	9.6	13.2	17.4	10.4
27330	Pembuatan alatan pendawaian pembawa dan bukan pembawa arus untuk litar elektrik (tanpa mengira jenis bahan)	7.4	1.9	-3.4	6.5	12.5	14.3	18.6	6.8	-3.5	-12.2
274/ 27400	Pembuatan kelengkapan pencahayaan elektrik	43.9	12.5	21.5	33.5	60.4	60.7	33.6	6.3	6.0	8.3
275/ 27500	Pembuatan perkakasan domestik	-17.2	-24.1	6.4	-8.3	-28.8	-35.9	-31.7	-20.4	-18.0	-23.7
279/ 27900	Pembuatan kelengkapan elektrik lain	5.7	31.8	2.0	4.3	3.3	12.8	26.9	26.0	35.4	37.8
281 & 282	Pembuatan jentera kegunaan umum dan kegunaan khas	3.0	3.1	4.4	5.8	0.2	1.8	1.2	3.0	4.9	3.3
28120 &	Pembuatan alat-alat kuasa bendalir										
28130	Pembuatan pam, pemampat, kepala paip dan injap lain	-0.1	2.1	7.8	0.2	-0.4	-6.6	-4.3	1.9	6.6	4.4
28180 &	Pembuatan alatan tangan yang menggunakan kuasa dilengkapkan dengan motor elektrik atau bukan motor elektrik atau pneumatik										
28220	Pembuatan jentera pembentukan logam dan alatan mesin	15.3	0.1	26.3	21.2	5.4	10.9	-2.8	3.1	3.8	-3.1
28192	Pembuatan mesin penyaman udara, termasuk untuk kenderaan bermotor	-1.9	7.8	1.0	-6.2	-1.3	-1.1	3.5	2.8	7.9	17.0
28290	Pembuatan lain-lain mesin bertujuan khas t.t.t.l. Industri lain	1.0	-5.3	-12.7	17.2	0.5	4.3	2.6	-6.1	-8.8	-9.2
		0.6	5.5	2.2	2.3	-1.7	-0.5	2.9	6.0	8.1	5.4
291 (29101 & 29102)	Pembuatan kenderaan bermotor	2.6	9.0	-10.8	11.2	-1.1	13.6	11.0	11.2	11.7	2.7
292/ 29200	Pembuatan kerangka (<i>coachwork</i>) untuk kenderaan bermotor; pembuatan treler dan semi treler	8.6	21.7	-10.1	13.6	15.5	18.8	16.5	22.1	25.4	22.3
293/ 29300	Pembuatan alat ganti dan aksesori untuk kenderaan bermotor	-2.6	-2.0	-6.0	5.1	-3.8	-5.0	-6.0	-2.6	2.3	-1.1
301 (30110 & 30120)	Pembinaan kapal dan bot	-4.7	-1.6	0.5	1.0	-11.8	-8.7	-7.1	-2.2	2.5	1.6
302, 303, 304 & 309	Pembuatan lokomotif keretapi, <i>rolling stock</i> , kapal angkasa dan udara, jentera berkaitan, kenderaan tempur ketenteraan, dan kelengkapan pengangkutan t.t.t.l.	1.0	6.3	-12.3	10.5	4.0	5.5	3.5	6.8	10.4	4.7
30910	Pembuatan motosikal	10.7	10.7	-4.5	19.1	13.3	18.4	11.7	13.8	15.3	2.4
30920	Pembuatan basikal dan <i>invalid carriages</i> Industri lain	-4.2	-8.4	5.6	8.4	-11.1	-17.8	-18.6	-13.4	-4.7	6.1
		-14.3	5.4	-33.3	-5.1	-4.7	-4.4	0.3	3.6	8.6	9.7
310	Pembuatan perabot	2.4	5.4	3.4	4.6	-3.3	5.2	6.6	8.7	6.1	0.6
31001	Pembuatan perabot kayu dan rotan Industri lain	3.9	9.3	5.8	4.4	-1.7	7.0	11.0	13.0	10.3	3.7
		-2.0	-7.4	-3.5	5.4	-8.3	-0.8	-7.0	-4.6	-7.8	-10.1
321 (32110 & 32120)	Pembuatan barang kemas, <i>bijouterie</i> dan artikel berkaitan	3.3	4.4	8.6	8.0	-5.9	3.0	2.3	4.1	8.3	3.4
322, 325 & 329	Pembuatan instrumen muzik, peralatan dan bekalan perubatan dan pergigian dan pembuatan lain t.t.t.l.	7.9	1.5	10.2	8.7	7.5	5.5	1.2	1.6	3.8	-0.4
32901	Pembuatan alat tulis Industri lain	-0.1	1.5	-11.1	-1.8	6.2	8.8	4.5	4.8	2.7	-5.7
		10.3	1.5	17.4	11.9	7.8	4.7	0.3	0.7	4.1	1.0
323/ 32300	Pembuatan barangan sukan	7.0	1.3	11.3	13.6	0.5	3.6	-1.6	1.6	1.6	3.6
324/ 32400	Pembuatan permainan dan mainan	-0.4	28.2	-27.3	-22.0	9.6	40.1	59.6	49.3	20.9	4.6
331 & 332	Pembaikan pemasangan produk logam, jentera, kelengkapan dan pemasangan jentera perindustrian dan kelengkapan	1.6	4.7	-3.9	4.4	1.7	4.7	3.7	7.1	4.6	3.6
33150	Pembaikan dan penyelenggaraan kelengkapan pengangkutan kecuali motosikal dan basikal Industri lain	-6.2	2.9	-7.6	-10.9	-2.7	-3.1	-3.1	3.9	-1.8	12.8
		3.9	5.2	-2.8	9.4	3.0	6.9	5.6	7.9	6.3	1.3
Jumlah Pembuatan		3.0	5.2	-0.6	6.0	2.3	4.7	4.1	5.2	6.7	5.0

Jadual Table **1.6c** : Gaji dan Upah yang Dibayar Sektor Pembuatan Mengikut Kumpulan: Perubahan Peratusan Bulanan/Suku Tahunan
 : *Salaries and Wages Paid of Manufacturing Sector by Group: Monthly/Quarterly Percentage Change*

Kod Kumpulan Group code	Keterangan Kumpulan/Tempoh	2021				2022					
		Q1	Q2	Q3	Q4	Q1	Q2	Q3	Q4	Jan.	Feb.
239	Pembuatan pengeluaran galian bukan logam t.t.t.l.	-1.0	-0.2	-3.3	4.4	0.1	2.0	-0.4	2.0	-2.2	-2.2
23911 & 23921	Pembuatan mortar refraktori dan konkrit & Pembuatan seramik bukan refraktori	-6.0	-1.0	-1.5	-8.0	-12.9	5.3	1.6	2.3	-12.5	-0.6
23930	Pembuatan produk porselin dan seramik lain	-1.9	-7.3	-1.8	6.0	8.9	-1.6	-2.2	-2.0	-0.3	9.9
23941	Pembuatan simen hidraulik	0.0	6.0	-11.0	3.8	-1.6	0.3	-2.5	3.7	2.4	-12.1
23951	Pembuatan konkrit dan mortar siap bancuh dan bancuhan kering	2.7	0.8	-1.6	4.6	2.8	2.2	1.0	-1.2	-3.6	-3.5
23952 & 23953 & 23959	Pembuatan konkrit pratuangan, simen atau artikel batu buatan yang digunakan dalam pembinaan; Pembuatan komponen struktur pasang siap untuk bangunan atau kejuruteraan awam dari simen, batu atau konkrit buatan & Pembuatan artikel konkrit, simen dan plaster lain t.t.t.l.	-1.3	-1.6	-2.4	3.5	0.0	1.1	0.2	1.2	3.6	-0.8
23990	Pembuatan produk mineral bukan logam lain t.t.t.l. Industri lain	-2.0 0.1	-4.5 8.7	0.0 -9.1	14.9 5.8	0.3 5.1	-0.3 8.4	-0.8 -3.7	8.3 2.9	-10.5 -0.7	-2.3 -2.6
241 (24101 & 24102 & 24103 & 24104 & 24109)	Pembuatan besi dan keluli asas	5.0	-8.5	-2.8	12.8	6.7	-4.7	-5.7	6.9	-1.8	-2.3
242 (24201 & 24202 & 24209)	Pembuatan logam asas berharga dan logam bukan ferus lain	4.3	-0.6	-3.1	8.2	-1.6	-7.9	0.1	6.5	-3.3	-1.7
243	Pengacuan logam	3.1	-5.6	-1.1	5.9	1.0	-5.6	1.4	3.0	-0.9	0.7
251 & 252	Pembuatan produk struktur logam, tangki, takungan, penjana wap, senjata dan peluru	-0.3	-7.0	-0.3	5.2	-0.3	-2.7	0.2	4.9	1.6	-4.1
25113 & 25119	Pembuatan pintu, tingkap dan bingkai, penutup tingkap dan pintu pagar daripada logam & Pembuatan produk struktur logam lain	-5.9	-9.9	-4.1	4.6	-1.2	-4.2	-1.1	7.6	1.4	-6.4
25120	Pembuatan tangki, takungan dan kontena daripada logam Industri lain	4.8 16.5	-1.9 -6.4	10.0 -10.4	6.5 3.6	-0.3 3.4	-1.4 -0.3	2.5 -1.9	1.0 6.3	0.7 5.1	-0.8 -3.8
259	Pembuatan lain-lain produk yang direka daripada logam; aktiviti perkhidmatan kerja logam	2.1	-5.6	0.3	9.8	0.5	-4.4	-0.6	4.8	-2.2	-3.0
25910	Tempaan, tekanan, hentakan dan bentuk gelekkan logam; serbuk metalurgi	3.2	-2.7	-0.9	5.2	-1.4	-3.1	-3.1	3.4	-7.6	0.1
25920	Rawatan dan penyalutan logam; menggunakan mesin	5.1	-3.5	-8.1	10.1	3.3	-1.8	-7.1	4.4	-5.3	1.6
25991	Pembuatan tin untuk produk makanan dan minuman, tiub dan kotak boleh dilipat	-3.8	-9.8	4.6	18.9	-5.6	-2.3	8.4	14.6	-8.8	-2.4
25992 & 25993	Pembuatan kabel, plaited bands (jalur/pita berpintal) dan artikel seumpamanya daripada logam & Pembuatan bolt, skru, nat dan produk uliran seumpamanya	5.2	-8.4	10.1	18.9	1.5	-7.9	3.2	5.1	2.0	-2.9
25994	Pembuatan barangan rumah daripada logam	6.8	-3.1	-11.6	-3.3	-0.9	5.5	1.7	-6.3	-0.1	-7.3
25999	Pembuatan produk lain yang direka daripada logam t.t.t.l. Industri lain	4.4 -13.0	-4.0 -8.3	-3.0 -0.7	3.6 1.9	6.5 -13.3	-1.4 -19.7	-1.7 -8.9	1.3 6.0	3.0 -2.9	-2.7 -23.2
261	Pembuatan komponen dan papan elektronik	7.2	-3.2	-4.8	9.1	4.1	-5.0	-3.4	7.1	-5.9	3.9
26101 & 26102	Pembuatan diod, transistor dan alatan semikonduktor yang seumpamanya & Pembuatan litar elektronik bersepadu dengan pemasangan mikro	7.7	0.2	-4.0	6.9	1.6	-2.7	-4.1	5.4	-7.4	1.9
26103 & 26104 & 26105	Pembuatan kapasitor dan perintang elektrik & Pembuatan papan litar bercetak & Pembuatan komponen paparan	8.1	-9.5	-6.2	14.8	8.6	-10.0	-1.3	11.1	-4.1	8.9
26109	Pembuatan komponen lain untuk aplikasi elektronik	-6.0	-8.2	-7.9	4.4	9.9	-1.5	-6.6	2.5	7.0	-4.1
262 (26201 & 26202)	Pembuatan komputer dan kelengkapan peranti	7.1	-6.7	3.5	8.5	-1.6	-0.3	-0.9	7.5	-7.3	-3.8
263/ 26300	Pembuatan peralatan komunikasi	-1.5	12.5	-6.9	14.3	6.4	1.1	-4.6	13.0	3.2	-0.7
264/ 26400	Pembuatan peralatan elektronik pengguna	-9.2	-3.2	1.1	13.7	5.4	-0.7	4.9	-0.2	8.2	-5.2
265	Pembuatan kelengkapan mengukur, menguji, memandu arah dan kawalan; jam tangan dan jam	-0.3	-1.9	2.9	13.7	10.9	11.9	8.8	12.2	-6.1	2.3
26511 & 26512	Pembuatan kelengkapan mengukur, menguji, memandu arah dan kawalan & Pembuatan kelengkapan kawalan proses perindustrian	0.5	-2.4	3.4	13.9	11.7	13.6	9.1	12.8	-6.4	3.3
26520	Pembuatan jam tangan dan jam dan bahagiannya	-7.4	2.9	-1.1	11.8	3.1	-6.2	5.6	4.8	-3.0	-7.9
266/ 26600	Pembuatan peralatan penyinaran, perubatan elektro dan elektroterapeutik	20.4	15.0	-1.1	-7.8	4.9	4.2	-1.4	1.9	16.8	-0.5

												(%)
2022						2023						Group Description/Period
Mac	Apr.	Mei	Jun	Jul.	Ogo.	Sep.	Okt.	Nov.	Dis.	Jan.	Feb.	
3.6	-0.2	0.8	0.1	-0.5	-1.1	1.5	0.5	0.04	2.6	-2.9	-4.4	Manufacture of non-metallic mineral products <i>Manufacture of refractory mortars and concretes</i>
7.0	-3.4	8.6	-3.7	3.6	-3.1	-0.3	1.0	-0.8	9.4	-12.3	-4.1	<i>Manufacture of non-refractory ceramic</i>
-6.4	-5.6	7.8	1.1	-6.8	1.8	1.0	-0.9	-3.4	-0.4	8.4	-23.6	<i>Manufacture of other porcelain and ceramic products</i>
1.9	1.8	3.7	-2.1	-0.8	-5.8	7.6	-2.9	0.9	9.4	2.2	-7.0	<i>Manufacture of hydraulic cement</i>
8.5	-0.5	-3.0	1.4	0.3	1.5	-0.6	1.5	-6.0	3.8	-3.9	-2.2	<i>Manufacture of ready-mix and dry-mix concrete and mortars</i>
												<i>Manufacture of precast concrete, cement or artificial stone articles for use in construction</i>
0.9	-1.0	2.0	1.2	0.6	-3.4	1.4	0.1	5.0	-5.5	3.1	-5.7	<i>Manufacture of prefabricated structural components for building or civil engineering of cement, concrete or artificial stone</i> <i>Manufacture of other articles of concrete, cement and plaster n.e.c.</i>
1.6	-6.6	10.0	-0.4	-5.1	0.9	3.2	2.3	-2.0	14.1	-9.9	2.3	<i>Manufacture of other non-metallic mineral products n.e.c.</i>
10.1	14.8	-15.6	-0.8	0.8	2.3	1.2	0.1	0.05	3.7	-9.7	-2.9	<i>Other industry</i>
3.6	-4.0	-2.7	-1.5	-4.9	0.1	2.9	-0.02	0.7	13.1	-0.3	-3.9	Manufacture of basic iron and steel
-8.1	-3.3	3.4	-2.5	-1.0	2.0	1.0	2.0	0.2	8.7	3.5	2.9	Manufacture of basic precious and other non-ferrous metals
-1.0	-3.6	-1.4	-2.3	3.3	-1.4	3.2	-0.4	0.2	5.0	-0.4	-7.9	Casting of metals
-0.8	-0.9	1.4	-2.7	1.8	-2.3	3.9	0.8	2.4	2.1	-0.1	-0.8	Manufacture of structural metal products, tanks, reservoirs , steam generators , weapons and ammunition
-1.1	0.2	0.9	-6.2	2.6	-3.5	8.4	-0.5	3.1	4.7	-1.0	-0.4	<i>Manufacture of metal doors, windows and their frames, shutters and gates</i>
												<i>Manufacture of other structural metal products</i>
-1.1	-2.3	2.5	0.7	2.0	-1.2	0.2	1.3	0.1	-0.5	0.4	-0.5	<i>Manufacture of tanks, reservoirs and containers of metal</i>
1.6	-1.1	0.4	2.3	-2.2	-0.4	-3.1	4.5	6.7	-1.2	2.5	-3.6	<i>Other industry</i>
-0.2	-4.3	2.1	-1.3	-1.5	1.2	0.9	0.7	1.0	7.0	-0.4	1.3	Manufacture of other fabricated metal products; metal working service activities
-2.2	-1.1	1.9	-5.3	-1.1	2.5	-1.8	0.1	-0.8	12.8	-7.3	-2.2	<i>Forging, pressing, stamping and roll-forming of metal; powder metallurgy</i>
-3.4	-3.1	3.7	2.1	-8.2	-2.4	0.8	-0.6	2.9	10.1	-5.1	2.2	<i>Treatment and coating of metals; machining</i>
2.3	-3.6	-0.4	2.7	-1.1	5.7	11.4	-0.9	7.5	2.3	-3.2	-1.4	<i>Manufacture of tins and cans for food products, collapsible tubes and boxes</i>
												<i>Manufacture of metal cable, plaited bands and similar articles</i>
-0.1	-12.1	9.5	-1.1	1.8	-1.1	-0.3	3.5	0.5	5.3	-1.4	4.9	<i>Manufacture of bolts, screws, nuts and similar threaded products</i>
7.6	-0.8	5.0	1.8	3.5	-4.1	-5.2	-2.7	0.4	2.8	-0.5	-1.0	<i>Manufacture of metal household articles</i>
0.7	-1.2	1.5	-2.3	-2.2	2.4	-0.1	-0.1	-1.6	5.0	11.3	-2.2	<i>Manufacture of any other fabricated metal products n.e.c.</i>
3.8	3.6	-25.1	-0.7	0.2	2.9	-0.9	1.3	0.4	12.0	-5.7	22.0	<i>Other industry</i>
-6.6	-1.1	-0.8	-0.5	-4.4	0.5	3.9	-0.5	-0.7	15.6	-7.8	4.6	Manufacture of electronic components and boards
-4.2	-0.8	-0.9	2.6	-6.6	0.6	2.5	-0.5	-1.3	14.7	-7.7	3.0	<i>Manufacture of diodes, transistors and similar semiconductor devices</i> <i>Manufacture of electronic integrated circuits micro assemblies</i>
												<i>Manufacture of electrical capacitors and resistors</i>
-12.7	-1.8	-0.3	-6.1	0.3	0.3	7.5	-0.4	0.4	18.0	-8.6	8.1	<i>Manufacture of printed circuit boards</i>
												<i>Manufacture of display components</i>
9.5	-2.0	-2.6	-6.8	-1.2	0.1	-0.05	-0.2	-1.0	9.9	-1.4	0.1	<i>Manufacture of other components for electronic applications</i>
4.3	-3.2	2.3	-0.3	-5.2	1.6	8.5	-1.5	-4.8	19.5	-13.3	3.1	Manufacture of computers and peripheral equipment
1.5	12.1	-16.1	1.0	-1.2	4.4	-2.4	-0.1	23.6	-5.8	-1.1	-3.1	Manufacture of communication equipment
-2.9	2.6	-1.1	3.8	-3.4	11.6	-3.8	-0.8	0.1	-1.3	-0.4	-7.3	Manufacture of consumer electronics
11.6	-4.7	7.7	9.4	-4.2	6.0	1.6	1.5	5.7	10.1	-22.3	4.0	Manufacture of measuring, testing, navigating and control equipment; watches and clocks
												<i>Manufacture of measuring, testing, navigating and control equipment</i>
												<i>Manufacture of industrial process control equipment</i>
-3.7	-3.7	4.3	-0.3	2.6	2.8	-0.7	0.3	0.1	11.6	-1.5	-4.6	<i>Manufacture of watches and clocks and parts</i>
7.3	-1.8	1.4	1.4	-2.0	-0.4	-1.4	-0.6	-1.6	14.3	-7.7	4.8	Manufacture of irradiation, electromedical and electrotherapeutic equipment

Jadual Table **1.6c** : Gaji dan Upah yang Dibayar Sektor Pembuatan Mengikut Kumpulan: Perubahan Peratusan Bulanan/Suku Tahunan
 : *Salaries and Wages Paid of Manufacturing Sector by Group: Monthly/Quarterly Percentage Change*

Kod Kumpulan Group code	Keterangan Kumpulan/Tempoh	2021				2022				Jan.	Feb.
		Q1	Q2	Q3	Q4	Q1	Q2	Q3	Q4		
267 (26701 & 26702) & 268 (26800)	Pembuatan peralatan optikal, kelengkapan fotografi, media magnetik dan optikal	5.1	-7.8	-2.7	9.6	18.3	8.0	-4.3	-0.8	-5.1	0.2
271	Pembuatan motor elektrik, penjana, transformer dan perkakasan pengagihan dan pengawalan elektrik	-0.6	-13.2	9.3	7.6	-5.1	-12.0	8.4	1.2	-5.5	-4.0
27101	Pembuatan motor elektrik, penjana dan transformer	-6.7	8.6	9.9	2.0	-7.6	4.4	4.7	-2.5	-3.0	-8.7
27102	Pembuatan perkakasan pengagihan dan pengawalan elektrik	2.1	-22.3	9.0	10.9	-3.7	-20.6	11.0	3.6	-6.8	-1.5
272/ 27200	Pembuatan bateri dan akumulator	-11.3	8.3	14.1	-3.2	1.2	-3.0	6.7	6.1	2.5	1.7
273	Pembuatan pendawaian dan peranti pendawaian	3.0	-2.0	4.2	9.1	0.5	0.1	6.9	0.8	-6.0	-2.0
27310	Pembuatan kabel gantian optikal	-31.3	11.8	30.0	45.3	-26.4	0.5	20.4	10.1	-33.6	-1.3
27320	Pembuatan wayar dan kabel elektronik dan elektrik lain	5.8	-2.8	2.3	6.8	3.1	0.4	6.1	0.5	-3.5	-2.3
27330	Pembuatan alatan pendawaian pembawa dan bukan pembawa arus untuk litar elektrik (tanpa mengira jenis bahan)	2.4	1.8	11.7	-1.8	6.2	-8.3	0.9	-10.7	7.0	2.6
274/ 27400	Pembuatan kelengkapan pencahayaan elektrik	21.5	12.7	16.3	1.0	1.0	-10.4	16.0	3.2	8.1	-10.0
275/ 27500	Pembuatan perkakasan domestik	-0.3	-17.9	-13.9	-9.2	6.3	-4.3	-11.3	-15.5	3.7	-1.5
279/ 27900	Pembuatan kelengkapan elektrik lain	-5.3	2.5	2.0	13.9	6.6	1.8	9.6	15.9	-7.2	-0.7
281 & 282	Pembuatan jentera kegunaan umum dan kegunaan khas	1.6	-6.4	-0.7	7.8	1.0	-4.7	1.2	6.1	-2.3	-0.9
28120 & 28130	Pembuatan alat-alat kuasa bendalir	-9.8	-6.8	-0.1	11.2	-7.5	-0.7	4.5	8.9	-19.1	-5.4
28180 & 28220	Pembuatan alatan tangan yang menggunakan kuasa dilengkapkan dengan motor elektrik atau bukan motor elektrik atau pneumatik	4.6	-9.2	3.0	13.3	-8.4	-3.6	3.8	5.8	-13.5	5.8
28192	Pembuatan mesin penyaman udara, termasuk untuk kenderaan bermotor	-0.2	-4.0	4.4	-1.2	4.4	-4.6	9.7	7.2	0.8	5.1
28290	Pembuatan lain-lain mesin bertujuan khas t.t.t.l. Industri lain	5.3	-5.4	-6.0	11.5	3.5	-13.5	-8.6	10.9	-3.9	1.3
28290	Industri lain	2.2	-6.1	-2.9	6.8	5.7	-3.3	-1.0	4.2	7.2	-5.9
291 (29101 & 29102)	Pembuatan kenderaan bermotor	1.8	1.5	-3.7	14.2	-0.6	1.7	-3.3	5.1	-8.0	2.4
292/ 29200	Pembuatan kerangka (<i>coachwork</i>) untuk kenderaan bermotor; pembuatan treler dan semi treler	4.4	7.3	0.0	6.0	2.4	12.5	2.6	3.4	-6.0	4.0
293/ 29300	Pembuatan alat ganti dan aksesori untuk kenderaan bermotor	-1.7	-2.9	-8.6	8.8	-2.6	0.5	-4.0	5.3	-8.1	2.3
301 (30110 & 30120)	Pembinaan kapal dan bot	8.4	-10.3	-8.6	2.7	10.3	-5.6	-4.1	1.7	-0.7	1.3
302, 303, 304 & 309	Pembuatan lokomotif keretapi, <i>rolling stock</i> , kapal angkasa dan udara, jentera berkaitan, kenderaan tempur ketenteraan, dan kelengkapan pengangkutan t.t.t.l.	7.5	-1.5	-5.4	5.2	5.5	1.7	-2.1	-0.3	3.5	3.6
30910	Pembuatan motosikal	13.5	1.7	-4.9	7.8	7.1	3.6	-3.6	-4.3	3.0	3.4
30920	Pembuatan basikal dan <i>invalid carriages</i> Industri lain	1.2	-7.9	-7.7	-4.3	0.2	-2.1	1.5	6.5	9.2	1.8
30920	Industri lain	-0.3	-4.2	-4.9	5.2	4.7	-1.1	-0.4	6.3	1.7	5.2
310	Pembuatan perabot	0.9	-6.3	1.4	9.7	2.2	-4.4	-1.0	4.0	2.1	-1.9
31001	Pembuatan perabot kayu dan rotan Industri lain	-0.5	-6.3	3.2	11.2	3.2	-4.6	0.7	4.5	2.5	-1.9
31001	Industri lain	5.4	-6.2	-4.1	4.6	-1.2	-3.8	-7.3	2.1	0.6	-1.6
321 (32110 & 32120)	Pembuatan barang kemas, <i>bijouterie</i> dan artikel berkaitan	2.1	-9.1	-4.8	16.6	1.4	-7.5	-1.0	11.4	-8.6	-4.8
322, 325 & 329	Pembuatan instrumen muzik, peralatan dan bekalan perubatan dan pergigian dan pembuatan lain t.t.t.l.	5.3	-3.2	-0.3	3.8	0.9	-2.8	1.9	-0.4	-1.6	-0.8
32901	Pembuatan alat tulis Industri lain	5.5	-1.4	0.3	4.2	1.4	-1.1	-1.7	-4.3	0.1	0.4
32901	Industri lain	5.2	-3.6	-0.4	3.7	0.8	-3.2	3.0	0.6	-2.0	-1.2
323/ 32300	Pembuatan barangan sukan	5.2	-7.2	-0.3	6.4	-0.1	-4.2	-0.3	8.5	0.4	-3.3
324/ 32400	Pembuatan permainan dan mainan	-23.3	7.2	43.5	18.7	-12.6	0.3	16.2	2.6	-22.7	2.6
331 & 332	Pembaikan pemasangan produk logam, jentera, kelengkapan dan pemasangan jentera perindustrian dan kelengkapan	2.0	-4.0	-3.5	10.8	1.0	-0.9	-5.8	9.8	0.2	-1.1
33150	Pembaikan dan penyelenggaraan kelengkapan pengangkutan kecuali motosikal dan basikal Industri lain	3.1	-8.3	-2.0	4.5	3.1	-1.6	-7.3	20.0	0.3	2.5
33150	Industri lain	1.7	-2.8	-4.0	12.6	0.5	-0.7	-5.4	7.3	0.1	-1.9
Jumlah Pembuatan		2.0	-1.9	-1.2	5.8	1.4	-0.8	0.2	4.1	-3.2	-0.8

Mac	2022						2023						Group Description/Period
	Apr.	Mei	Jun	Jul.	Ogo.	Sep.	Okt.	Nov.	Dis.	Jan.	Feb.		
40.8	-13.8	-1.2	5.8	-3.7	-4.7	-2.4	-1.8	-0.7	14.6	-9.7	-2.3	Manufacture of optical instruments, photographic equipment, magnetic and optical media	
-7.2	-12.2	9.0	2.8	2.3	2.5	-1.3	-2.2	-0.6	11.9	-1.7	-6.5	Manufacture of electric motors, generators, transformers and electricity distribution and control apparatus	
-3.1	3.8	7.6	2.7	0.1	1.6	-1.9	0.2	-4.3	2.8	4.8	-12.2	Manufacture of electric motors, generators and transformers	
-9.3	-20.7	10.0	2.8	3.8	3.2	-1.0	-3.8	1.9	17.6	-5.3	-3.0	Manufacture of electricity distribution and control apparatus	
-3.6	-5.4	7.8	-1.9	1.5	6.2	-0.7	1.4	2.3	4.7	-2.7	6.9	Manufacture of batteries and accumulators	
-1.7	-3.5	7.4	2.0	1.0	3.1	0.1	2.1	-6.0	5.5	-4.8	-0.7	Manufacture of wiring and wiring devices	
2.2	-9.7	15.5	-0.4	10.1	3.0	7.8	-0.1	-0.7	13.1	-22.4	1.2	Manufacture of fibre optic cables	
-2.0	-2.8	7.1	2.1	0.4	3.1	-0.4	2.4	-6.6	5.9	-3.5	-0.8	Manufacture of other electronic and electric wires and cables	
-2.8	-8.3	-0.4	3.9	-1.8	2.1	-3.2	0.2	-2.3	-24.4	10.0	-0.2	Manufacture of current -carrying and non current-carrying wiring devices for electrical circuits regardless of material	
-15.1	-5.1	6.8	14.6	0.04	6.4	-1.1	-2.3	2.2	8.1	-6.3	-3.6	Manufacture of electric lighting equipment	
-1.9	-19.1	31.0	-0.5	-9.1	-8.3	-14.0	-3.0	-1.8	2.5	1.9	4.8	Manufacture of domestic appliances	
2.8	-1.5	1.1	2.8	0.5	0.3	19.4	-3.7	1.2	19.2	-6.3	-3.9	Manufacture of other electrical equipment	
-7.6	1.6	0.0	-2.2	0.6	2.7	1.0	1.5	-1.5	12.2	-4.4	-2.1	Manufacture of general-purpose and special-purpose machinery	
1.3	0.8	-0.3	-1.2	3.1	2.9	0.9	1.8	-3.4	23.7	-20.3	-1.5	Manufacture of fluid power equipment	
-13.3	3.2	1.8	-0.9	0.3	4.2	1.7	4.1	-3.5	4.7	-8.9	-4.3	Manufacture of other pumps, compressors, taps and valves	
4.7	-10.1	1.8	-0.1	5.3	7.2	-3.5	-0.7	3.2	17.1	-19.8	5.0	Manufacture of power-driven hand tools with self-contained electric or non-electric motor or pneumatic drives	
-20.0	8.5	-10.2	-1.7	-4.1	-0.5	1.0	3.2	0.2	20.2	-0.5	0.9	Manufacture of air-conditioning machines, including for motor vehicles	
-6.7	3.8	1.6	-4.0	-0.2	0.8	2.6	0.5	-2.4	9.7	6.9	-4.6	Manufacture of other special-purpose machinery	
-7.5	6.2	0.4	-0.3	-4.5	4.5	-4.7	1.9	-1.2	17.4	-15.3	0.6	Other industry	
14.0	1.5	0.3	1.2	0.1	-1.5	8.2	-3.5	0.2	6.2	4.6	-0.8	Manufacture of motor vehicles	
-2.9	4.0	-3.8	1.0	-4.7	0.9	2.2	0.4	0.5	8.0	-8.6	3.1	Manufacture of bodies (coachwork) for motor vehicles; manufacture of trailers and semi-trailers	
20.8	-13.2	-5.4	-1.9	-1.4	-0.04	1.4	0.2	0.1	1.6	2.6	1.7	Manufacture of parts and accessories for motor vehicles	
2.9	-1.2	1.6	-3.5	-0.6	-1.4	3.7	-0.3	-3.6	1.6	1.5	2.1	Building of ships and boats	
7.6	-1.7	1.7	-5.2	-1.1	-0.3	2.2	-0.2	-8.9	1.8	3.3	3.7	Manufacture of railway locomotives, rolling stock, air and spacecraft, related machinery, military fighting vehicles and transport equipment n.e.c	
-4.7	-1.4	4.0	-2.0	0.5	0.2	2.8	-1.5	8.9	0.5	-6.4	0.7	Manufacture of motorcycles	
-4.5	0.4	-0.2	0.4	0.2	-5.0	8.3	0.1	2.8	1.9	1.8	-0.6	Manufacture of bicycles and invalid carriages	
-0.5	-2.8	0.5	-3.2	-1.0	0.5	4.9	-0.5	-0.1	3.7	5.6	-3.3	Other industry	
-0.3	-3.3	0.8	-3.1	0.1	0.8	5.8	-0.7	-0.2	3.8	7.0	-3.8	Manufacture of furniture	
-1.5	-0.8	-0.5	-3.5	-5.0	-0.6	1.5	0.1	0.1	3.3	-0.1	-0.9	Manufacture of wooden and cane furniture	
-5.3	-1.6	-1.1	-0.2	-0.6	0.6	-0.9	0.6	2.6	27.7	-15.4	-5.0	Other industry	
-1.4	-2.2	0.1	1.8	-0.7	2.2	0.1	-2.2	-0.6	4.2	-2.8	-1.2	Manufacture of jewellery, bijouterie and related articles	
-1.7	1.3	-2.9	1.7	0.1	0.6	-7.0	0.7	-2.1	3.2	-3.8	5.6	Manufacture of musical instruments, medical and dental instruments and supplies and other manufacturing n.e.c.	
-1.4	-3.1	0.9	1.8	-1.0	2.7	2.0	-2.9	-0.2	4.4	-2.5	-2.9	Manufacture of stationery	
0.4	-4.5	1.9	-0.5	-1.2	2.7	-3.4	10.4	0.8	-2.4	-0.9	5.5	Other industry	
-4.2	-0.7	1.6	6.0	5.8	5.0	4.9	-8.1	2.3	14.6	-12.4	-0.4	Manufacture of sports goods	
2.3	2.3	-4.8	-3.3	-1.6	-0.8	0.4	5.5	4.0	4.0	0.3	0.9	Manufacture of games and toys	
3.2	1.8	-7.9	-2.8	-5.8	3.3	2.8	2.7	17.6	4.7	-4.5	6.0	Repair of fabricated metal products, machinery and equipment and installation of industrial machinery and equipment	
2.0	2.5	-4.0	-3.4	-0.6	-1.8	-0.2	6.3	0.6	3.8	1.7	-0.6	Repair and maintenance of transport equipment except motorcycles and bicycles	
0.5	-1.6	0.9	0.4	-1.4	0.8	1.5	-0.05	0.1	8.5	-4.4	-0.2	Other industry	
												Total Manufacturing	

Jadual 2 : Pengeluaran Produk Utama dalam Industri Pembuatan yang Terpilih
Table 2 : Production of Major Products in Selected Manufacturing Industries

Keterangan Produk Product Description	Unit Kuantiti Quantity Unit	2020	2021	2022			
					Jan.	Feb.	Mac
Ikan tin <i>Canned fish</i>	Tan <i>Tonne</i>	6,970	6,224	5,751	575	573	681
Ikan segar sejuk beku <i>Frozen fish</i>	Tan <i>Tonne</i>	16,658	15,032	15,551	1,054	1,110	990
Bebola ikan <i>Fish ball</i>	Tan <i>Tonne</i>	6,190	6,716	7,609	530	438	485
Sotong sejuk beku <i>Frozen cuttle fish/squid</i>	Tan <i>Tonne</i>	6,679	6,047	6,613	399	392	494
Udang geragau/udang sejuk beku <i>Frozen shrimps/prawns</i>	Tan <i>Tonne</i>	19,460	16,140	15,676	1,473	1,386	1,589
Jem (semua jenis) <i>Jams (all types)</i>	Tan <i>Tonne</i>	7,376	8,082	10,381	709	881	870
Minyak kelapa mentah <i>Coconut (copra) oil and its fraction crude oil</i>	Tan <i>Tonne</i>	15,593	16,721	19,293	1,455	1,676	1,795
Minyak kelapa, ditapis <i>Coconut oil, refined</i>	Tan <i>Tonne</i>	49,268	61,883	77,053	6,412	5,085	5,345
Lemak doh/shortening <i>Dough fats/shortening</i>	Tan <i>Tonne</i>	191,050	184,620	168,717	19,552	14,868	12,837
Marjerin <i>Margerine</i>	Tan <i>Tonne</i>	58,569	61,332	64,079	6,406	5,087	4,561
Minyak masak campuran <i>Blended/deodorised cooking oil</i>	Tan <i>Tonne</i>	423,403	406,788	449,191	29,780	37,100	42,595
Susu pekat manis <i>Sweetened condensed milk</i>	Tan <i>Tonne</i>	321,036	405,676	431,843	36,651	27,016	30,233
Minuman susu <i>Milk drinks</i>	Liter ('000) <i>Litres ('000)</i>	93,369	83,078	90,600	6,577	5,534	5,931
Beras <i>Whole rice</i>	Tan <i>Tonne</i>	679,152	710,685	756,333	62,719	86,662	76,096
Beras hancur <i>Broken rice</i>	Tan <i>Tonne</i>	65,748	73,238	83,440	6,633	8,311	7,767
Tepung gandum <i>Wheat flour</i>	Tan <i>Tonne</i>	862,885	993,335	1,003,321	76,997	75,107	76,894
Roti dan kek <i>Bread and cakes</i>	Tan <i>Tonne</i>	411,561	479,951	483,325	40,182	42,619	41,659
Mee dan bihun <i>Mee and bihun</i>	Tan <i>Tonne</i>	234,890	249,484	271,986	25,191	23,356	21,334
Sos dan bahan perasa <i>Sos and flavoring ingredients</i>	Tan <i>Tonne</i>	98,393	80,711	81,282	7,293	6,440	5,603
Kelapa kering <i>Desiccated coconuts</i>	Tan <i>Tonne</i>	3,208	4,259	4,968	340	346	405
Makanan ayam itik campuran <i>Mixed poultry feed</i>	Tan <i>Tonne</i>	2,043,813	1,958,720	2,076,296	189,039	165,455	165,558
Hidangan ikan <i>Fish meals</i>	Tan <i>Tonne</i>	82,677	119,236	131,999	11,589	11,545	12,402
Biskut <i>Biscuits</i>	Tan <i>Tonne</i>	173,019	165,062	148,395	12,985	12,194	12,729
Gula bertapis <i>Refined sugar</i>	Tan <i>Tonne</i>	1,440,768	1,571,056	1,725,619	133,586	126,077	153,348
Minuman manis berkarbonat <i>Sweet beverages (carbonated)</i>	Liter ('000) <i>Litres ('000)</i>	207,249	219,416	255,335	20,938	20,421	20,969

2022									2023	
Apr.	Mei	Jun	Jul.	Ogo.	Sept.	Okt.	Nov.	Dis.	Jan.	Feb.
522	467	474	402	466	454	381	366	390	488	500
1,097	1,083	1,259	1,425	1,431	1,442	1,674	1,448	1,538	1,226	1,337
613	725	740	783	783	779	665	547	520	535	439
558	669	707	602	604	589	606	476	517	512	532
1,530	1,505	1,527	927	1,097	1,033	1,110	1,272	1,227	1,454	1,501
732	851	949	913	927	910	924	936	779	845	1,051
1,434	1,307	1,824	1,561	1,626	1,700	2,065	1,448	1,402	1,764	1,851
6,100	6,544	7,041	5,461	7,061	7,137	7,993	5,711	7,162	6,742	4,833
13,699	12,115	13,002	14,810	12,379	13,047	13,647	14,521	14,239	13,952	14,046
5,021	4,437	5,019	5,446	5,510	5,408	5,965	5,274	5,944	6,420	6,340
44,277	39,192	38,303	38,751	38,748	36,061	36,586	34,407	33,391	31,903	39,165
33,676	34,861	39,356	40,104	43,081	41,714	36,625	34,314	34,211	34,290	32,032
6,723	7,020	8,066	8,626	9,805	9,598	8,820	7,024	6,876	7,392	7,815
75,775	56,749	57,487	53,520	62,190	71,021	58,274	55,550	40,290	52,499	75,233
7,806	7,968	6,666	7,139	7,752	6,592	5,715	5,423	5,667	7,044	9,205
69,242	84,344	85,019	83,318	88,827	89,810	88,642	95,606	89,514	85,194	80,665
41,458	37,177	39,705	40,132	40,138	40,592	39,202	39,753	40,707	46,706	57,507
21,324	19,106	21,188	21,416	23,208	22,445	22,881	25,408	25,129	25,519	27,765
5,704	5,225	7,011	6,815	7,366	6,968	8,164	7,174	7,518	8,963	8,892
405	391	449	392	455	479	493	428	384	356	402
161,454	147,477	142,203	162,822	165,664	162,459	165,806	211,141	237,218	204,045	172,901
12,470	8,885	11,723	11,102	11,823	11,188	9,353	10,448	9,470	10,446	10,098
12,019	11,223	12,014	10,375	11,908	11,361	12,906	14,700	13,981	11,277	12,190
169,602	148,073	148,564	149,233	137,662	121,436	133,701	159,505	144,831	145,457	154,114
25,977	23,604	21,885	20,247	21,243	21,753	17,594	18,229	22,476	23,795	25,078

Jadual 2 : Pengeluaran Produk Utama dalam Industri Pembuatan yang Terpilih
Table 2 : Production of Major Products in Selected Manufacturing Industries

Keterangan Produk Product Description	Unit Kuantiti Quantity Unit	2020	2021	2022			
					Jan.	Feb.	Mac
Minuman manis tidak berkarbonat <i>Sweet beverages (non-carbonated)</i>	Liter ('000) <i>Litres ('000)</i>	2,799,877	2,218,416	2,077,269	209,942	211,612	209,735
Air mineral dan minuman <i>Mineral and drinking water</i>	Liter ('000) <i>Litres ('000)</i>	618,790	612,345	643,820	40,162	55,073	54,827
Kain kapas <i>Cotton cloth</i>	Meter ('000) <i>Metres ('000)</i>	84,100	72,734	61,170	4,599	5,307	4,513
Seluar lelaki <i>Pants, males</i>	Bilangan ('000) <i>Number ('000)</i>	8,304	6,035	3,842	452	452	485
Kemeja lelaki <i>Shirts, males</i>	Bilangan ('000) <i>Number ('000)</i>	13,937	13,569	14,032	1,271	1,057	935
Blaus <i>Blouses</i>	Bilangan ('000) <i>Number ('000)</i>	6,663	4,709	4,341	382	383	398
Pakaian perempuan <i>Dresses</i>	Bilangan ('000) <i>Number ('000)</i>	3,704	3,150	2,353	226	222	245
Kasut getah (semua jenis) <i>Rubber footwear (all types)</i>	Pasang ('000) <i>Pairs ('000)</i>	2,185	2,045	2,062	161	168	168
Kiln kayu kering <i>Kiln dried timber</i>	Tan <i>Tonne</i>	130,342	127,086	151,050	8,264	7,973	10,740
Kayu gergaji <i>Rubberwood (sawn)</i>	Tan <i>Tonne</i>	145,231	139,692	165,191	9,789	10,735	8,248
Kepingan venir <i>Veneer sheets</i>	Meter Padu <i>Cubic metre</i>	581,444	394,056	338,186	28,703	28,863	37,663
Papan gentian berkepadatan sederhana <i>Medium density fibreboard</i>	Meter Padu <i>Cubic metre</i>	3,101,939	2,117,223	2,143,469	233,191	185,859	124,650
Papan lapis <i>Plywood</i>	Meter Padu <i>Cubic metre</i>	2,767,847	3,438,335	3,956,588	307,464	347,707	452,726
Ukiran kayu <i>Timber moulding</i>	Meter Padu <i>Cubic metre</i>	70,500	54,406	45,564	4,075	4,083	4,706
Kayu balak siap <i>Dressed timber</i>	Meter Padu <i>Cubic metre</i>	6,761	7,984	7,617	890	852	812
Rak dan beg kertas <i>Sacks and bags of paper</i>	Bilangan ('000) <i>Number ('000)</i>	305,075	355,061	372,939	30,350	28,594	28,900
Kertas tisu <i>Tissue paper</i>	Tan <i>Tonne</i>	101,978	96,290	95,013	9,051	7,899	6,553
Kertas napkin <i>Napkin paper</i>	Tan <i>Tonne</i>	9,556	5,355	3,831	545	569	460
Kertas tandas <i>Toilet paper</i>	Tan <i>Tonne</i>	102,267	75,508	67,708	7,525	7,051	5,714
Minyak tanah <i>Kerosene</i>	Tan <i>Tonne</i>	3,554,047	4,168,054	3,157,887	339,125	225,119	262,606
Gas petroleum cecair <i>Liquefied petroleum gas</i>	Tan <i>Tonne</i>	2,525,357	2,692,737	2,677,740	214,892	223,610	234,612
Minyak bahan api <i>Fuel oil</i>	Tan <i>Tonne</i>	2,064,280	2,118,830	1,990,382	168,656	172,040	175,192
Minyak diesel/gas <i>Diesel/ gas oil</i>	Tan <i>Tonne</i>	10,921,709	12,881,426	15,412,400	1,057,053	1,149,385	1,194,170
Gasolin (spirit motor) <i>Gasoline (motor spirit)</i>	Tan <i>Tonne</i>	4,980,906	6,433,373	6,466,006	422,866	491,936	530,775
Minyak pelincir campuran <i>Blended lubricating oil</i>	Tan <i>Tonne</i>	92,387	106,578	144,668	7,857	7,278	8,201

2022									2023	
Apr.	Mei	Jun	Jul.	Ogo.	Sept.	Okt.	Nov.	Dis.	Jan.	Feb.
233,035	159,811	145,816	143,478	152,103	154,519	150,298	157,557	149,364	178,192	188,186
58,588	56,314	53,386	50,664	58,975	67,078	57,708	49,012	42,033	37,284	52,130
5,303	5,078	6,033	4,821	4,852	4,791	5,180	5,900	4,792	3,373	3,278
507	290	115	152	264	254	256	332	282	328	342
990	1,057	1,065	1,255	1,176	1,137	1,305	1,451	1,333	1,405	1,247
419	365	382	487	438	399	198	239	252	295	310
274	224	138	137	194	180	167	182	164	171	182
174	114	110	152	162	191	251	224	187	164	169
11,878	12,519	12,441	18,426	16,457	16,140	13,638	10,774	11,799	11,006	11,062
10,615	12,609	12,647	17,704	17,496	15,953	18,095	17,447	13,853	10,639	12,211
38,763	22,360	30,601	30,926	26,395	25,394	25,071	20,908	22,539	23,817	27,994
145,441	102,626	92,142	133,698	202,824	202,273	235,782	245,561	239,422	201,203	235,274
423,959	409,518	319,644	367,368	282,464	271,696	286,869	253,220	233,953	233,036	317,336
5,347	5,381	2,780	2,545	3,147	3,297	3,591	3,548	3,064	3,328	3,286
905	740	508	444	439	409	498	474	646	852	709
27,735	26,025	30,234	34,913	32,527	34,776	34,184	32,270	32,431	33,310	32,482
7,904	6,961	6,559	8,611	10,054	9,080	7,864	7,392	7,087	6,917	6,858
492	432	212	211	235	184	181	191	121	171	199
6,563	5,714	5,514	6,812	5,263	4,712	4,413	4,413	4,013	4,000	4,495
246,327	246,868	280,765	242,871	241,308	260,885	273,060	270,123	268,829	274,589	207,240
230,996	237,318	237,069	215,751	217,239	220,819	228,647	205,767	211,020	228,283	226,457
168,554	126,759	150,480	172,323	171,151	156,585	175,719	172,016	180,907	183,132	110,218
728,887	886,360	1,189,158	1,237,929	1,633,407	1,582,662	1,658,524	1,585,058	1,509,806	1,424,840	1,543,133
587,688	644,917	594,875	580,093	662,354	591,414	622,471	374,967	361,650	335,806	396,975
8,315	9,825	10,560	13,272	17,011	17,465	15,912	14,859	14,114	12,511	11,557

Jadual 2 : Pengeluaran Produk Utama dalam Industri Pembuatan yang Terpilih
Table 2 : Production of Major Products in Selected Manufacturing Industries

Keterangan Produk Product Description	Unit Kuantiti Quantity Unit	2020	2021	2022			
					Jan.	Feb.	Mac
Nafta <i>Naptha</i>	Tan <i>Tonne</i>	3,754,323	3,901,388	3,258,599	283,494	290,304	291,133
Gas asli cecair <i>Liquefied natural gas</i>	Tan <i>Tonne</i>	26,576,031	29,011,740	31,283,443	2,480,530	2,520,849	3,021,754
Nitrogen dan oksigen <i>Nitrogen and oxygen</i>	Meter padu ('000) <i>Cubic metre ('000)</i>	456,279	564,435	610,924	48,541	54,388	63,436
Methanol (methyl alcohol) <i>Methanol (methyl alcohol)</i>	Tan <i>Tonne</i>	4,554,549	3,717,444	4,364,885	387,861	455,504	410,956
Baja (termasuk urea) <i>Fertilizers (includes urea)</i>	Tonne <i>Tonne</i>	4,080,289	5,839,960	7,584,494	607,577	623,200	525,919
Sebatian P.V.C <i>P.V.C. compound</i>	Tan <i>Tonne</i>	76,016	88,182	71,331	8,010	7,666	6,856
Racun serangga aerosol (cecair) <i>Aerosol insecticides (liquid)</i>	Liter <i>Litres</i>	7,241,839	7,057,722	6,083,228	552,408	550,003	533,184
Racun herba (cecair) <i>Herbicides (liquid)</i>	Liter ('000) <i>Litres ('000)</i>	55,497	68,379	97,264	8,169	8,885	9,770
Racun herba (bukan cecair) <i>Herbicides (non-liquid)</i>	Tonne <i>Tonne</i>	43,157	66,062	91,308	7,329	7,730	8,270
Cat emulsi <i>Emulsion paints</i>	Liter ('000) <i>Litres ('000)</i>	68,600	49,480	58,557	4,498	4,394	4,123
Cat lapis <i>Under-coats</i>	Liter ('000) <i>Litres ('000)</i>	13,869	17,890	17,875	1,465	1,293	1,206
Cat asas <i>Primers</i>	Liter ('000) <i>Litres ('000)</i>	20,036	19,302	18,342	1,843	1,736	1,465
Dakwat pencetak <i>Printing ink</i>	Tan <i>Tonne</i>	35,326	28,717	21,967	2,129	1,716	2,197
Pelembut fabrik <i>Fabric softener</i>	Liter ('000) <i>Litres ('000)</i>	40,262	33,368	31,289	2,649	2,748	2,795
Sabun mandi <i>Toilet soap</i>	Tan <i>Tonne</i>	21,028	16,915	15,469	1,185	1,246	1,248
Sabun serbuk (bahan pencuci) <i>Soap powder (detergents)</i>	Tan <i>Tonne</i>	96,719	102,043	97,339	8,057	8,265	9,018
Pelekat perindustrian <i>Adhesive, industrial</i>	Liter ('000) <i>Litres ('000)</i>	161,056	156,030	156,135	11,894	13,036	13,037
Tayar pneumatik (semua jenis) <i>Pneumatic tyres (all types)</i>	Bilangan ('000) <i>Number ('000)</i>	9,131	8,261	6,775	979	943	777
Tiub dalam (semua jenis) <i>Inner tubes (all types)</i>	Bilangan ('000) <i>Number ('000)</i>	1,869	1,426	1,124	134	121	83
Getah mutu malaysia (semua gred) <i>S.M.R. (all grades)</i>	Tan <i>Tonne</i>	972,584	817,560	686,810	59,033	63,192	53,261
Susu getah diproses <i>Processed latex</i>	Tan <i>Tonne</i>	33,471	41,081	45,852	2,775	3,355	3,598
Sarung tangan getah <i>Rubber gloves</i>	Pasang (Juta) <i>Pairs (Million)</i>	102,592	136,796	85,559	8,188	7,845	9,727
Kondom <i>Condom</i>	Gross ('000) <i>Gross ('000)</i>	15,532	18,085	18,730	1,508	1,395	1,542
Paip P.V.C. <i>P.V.C. pipes</i>	Tan <i>Tonne</i>	105,091	99,972	98,006	8,332	9,310	10,963
Bata tanah <i>Earthen bricks</i>	Bilangan ('000) <i>Number ('000)</i>	181,463	109,691	153,283	12,453	15,412	12,734

2022								2023		
Apr.	Mei	Jun	Jul.	Ogo.	Sept.	Okt.	Nov.	Dis.	Jan.	Feb.
265,542	229,645	309,408	259,083	278,135	268,478	281,581	254,667	247,128	271,062	248,478
1,949,026	2,463,934	2,972,336	3,008,451	2,790,947	2,537,110	2,542,402	2,589,739	2,406,365	2,751,277	2,594,258
52,681	53,108	53,846	51,803	42,583	42,353	44,951	52,244	50,990	47,260	48,817
322,281	377,058	273,473	249,620	386,661	395,315	350,255	340,803	415,098	374,694	407,881
552,711	412,337	584,235	603,450	751,728	757,716	642,860	815,789	706,973	655,340	452,398
6,576	4,991	4,089	4,466	6,360	5,857	5,017	5,730	5,713	5,438	6,038
500,430	472,647	453,389	455,106	548,224	558,412	515,383	511,808	432,234	418,120	411,624
9,259	7,915	6,865	6,813	7,864	6,653	8,812	8,634	7,624	8,996	8,614
8,807	8,262	8,004	6,945	7,457	7,681	7,236	6,250	7,337	4,845	4,864
3,263	4,070	4,693	4,805	6,254	6,287	4,824	6,062	5,284	6,733	6,803
1,137	1,283	1,552	1,593	1,509	1,699	1,568	1,808	1,763	1,518	1,598
1,109	1,081	1,434	1,395	1,452	1,725	1,442	1,556	2,103	1,508	1,799
1,686	2,297	1,572	1,547	1,883	1,765	1,723	1,738	1,715	2,266	1,675
2,165	2,249	2,011	2,201	2,717	2,254	2,880	3,027	3,593	2,594	2,605
921	891	1,386	1,281	1,495	1,277	1,253	1,499	1,787	1,380	1,413
6,885	7,107	7,485	8,262	10,594	9,311	8,166	7,019	7,170	6,291	6,243
13,923	13,965	13,253	12,784	13,507	13,329	12,713	12,251	12,443	13,228	14,684
657	426	441	566	527	335	406	335	384	507	514
84	66	64	97	123	103	100	82	67	93	90
53,191	48,567	45,231	50,969	68,621	61,250	60,289	58,460	64,745	57,754	59,442
4,037	4,037	3,698	4,164	5,167	4,535	3,939	2,943	3,605	3,275	3,769
10,341	9,499	8,457	6,774	4,971	5,151	4,788	4,991	4,826	6,065	5,892
1,858	1,796	1,983	1,672	1,456	1,580	1,303	1,180	1,456	1,547	1,454
9,704	7,487	7,049	7,114	6,068	7,013	7,621	8,746	8,600	9,670	11,653
13,511	11,054	7,447	8,362	10,093	10,629	14,026	19,723	17,838	13,700	17,458

Jadual 2 : Pengeluaran Produk Utama dalam Industri Pembuatan yang Terpilih
Table 2 : Production of Major Products in Selected Manufacturing Industries

Keterangan Produk Product Description	Unit Kuantiti Quantity Unit	2020	2021	2022			
					Jan.	Feb.	Mac
Jubin seramik <i>Ceramic tiles</i>	M. Persegi ('000) <i>Sq. metres ('000)</i>	31,495	28,512	26,270	2,589	2,800	2,775
Simen (semua jenis) <i>Cement (all types)</i>	Tan ('000) <i>Tonnes ('000)</i>	19,936	19,961	19,856	2,326	2,456	2,417
Konkrit campuran siap <i>Ready mixed concrete</i>	Meter padu ('000) <i>Cubic metre ('000)</i>	34,841	35,425	37,695	2,809	2,819	3,001
Bumbung genting simen (semua jenis) <i>Cement roofing tiles (all types)</i>	Bilangan ('000) <i>Number ('000)</i>	47,874	37,054	39,761	2,623	3,166	3,249
Cerucuk, tiang konkrit <i>Piles, poles, posts of concrete</i>	Tan <i>Tonne</i>	1,699,228	1,549,050	1,416,140	127,642	139,049	121,530
Pasir silika (diproses) <i>Silica sands (processed)</i>	Tan ('000) <i>Tonnes ('000)</i>	261,872	157,885	153,159	8,592	16,848	8,271
Selak dan kekeras <i>Bolts and nuts</i>	Tan ('000) <i>Tonnes ('000)</i>	616,367	870,924	1,011,455	86,716	92,569	87,366
Bar dan batang besi dan keluli <i>Iron and steel bars and rods</i>	Tan <i>Tonne</i>	1,295,505	707,765	931,443	50,692	57,811	60,645
Kepingan besi yang disadur <i>Galvanized iron sheets</i>	Tan <i>Tonne</i>	152,099	167,833	175,928	11,652	13,722	13,889
Tin timah dan semua tin lain <i>Tin cans and all other tins</i>	Bilangan ('000) <i>Number ('000)</i>	2,683,374	2,899,385	2,815,239	267,779	256,075	219,429
Dram besi dan keluli <i>Iron and steel drums</i>	Bilangan ('000) <i>Number ('000)</i>	3,717	3,936	3,139	322	304	280
Dawai besi dan keluli bersadur <i>Galvanised iron and steel wire</i>	Tan <i>Tonne</i>	131,139	135,473	151,610	10,576	13,693	13,230
Dawai mata punai dan jaring <i>Wire mesh and netting</i>	M. Persegi ('000) <i>Sq. metres ('000)</i>	28,555	19,258	18,630	1,929	1,652	1,521
Transformer elektrik <i>Electrical transformers</i>	Bilangan ('000) <i>Number ('000)</i>	202,996	266,713	290,765	25,116	25,981	28,975
Dawai dan kabel yang tertebat <i>Insulated wires and cables</i>	Tan <i>Tonne</i>	111,184	129,356	154,579	11,565	11,977	12,818
Separa konduktor <i>Semi-conductors</i>	Bil. (Juta) <i>Num. (Million)</i>	26,699	29,453	32,644	2,544	2,824	3,091
Transistor elektronik <i>Electronic transistors</i>	Bil. (Juta) <i>Num. (Million)</i>	36,919	48,538	55,538	4,750	4,959	5,394
Litar bersepadu <i>Integrated circuits</i>	Bil. (Juta) <i>Num. (Million)</i>	34,318	41,416	55,168	3,561	3,875	4,069
Televisyen <i>Television</i>	Bilangan <i>Number</i>	12,228,893	15,071,948	15,977,868	1,421,426	1,407,226	1,696,344
Radio <i>Radios</i>	Bilangan ('000) <i>Number ('000)</i>	9,363	9,752	10,190	1,045	995	769
Penyaman udara <i>Air-conditioners</i>	Bilangan <i>Number</i>	1,910,268	2,253,569	3,162,946	185,063	269,167	271,051
Kereta penumpang <i>Passenger cars</i>	Bilangan <i>Number</i>	454,805	446,417	650,217	39,455	47,445	55,137
Kenderaan perdagangan <i>Commercial vehicles</i>	Bilangan <i>Number</i>	43,691	61,634	117,019	6,024	7,151	6,949
Wayar abah-abah, kenderaan bermotor <i>Wire harness, motor vehicle</i>	Bilangan ('000) <i>Number ('000)</i>	6,642	7,825	9,764	801	851	916
Motosikal dan skuter <i>Motor cycles and scooters</i>	Bilangan <i>Number</i>	240,066	172,431	175,222	10,745	13,959	18,538

2022								2023			
Apr.	Mei	Jun	Jul.	Ogo.	Sept.	Okt.	Nov.	Dis.	Jan.	Feb.	
2,248	2,492	1,893	1,901	2,053	2,220	1,989	1,311	2,000	1,003	1,146	
1,524	1,214	1,140	1,147	1,205	1,163	1,295	1,899	2,070	1,961	2,496	
2,939	2,881	3,095	3,125	3,439	3,305	3,559	3,205	3,519	3,653	3,144	
3,104	3,249	3,206	3,728	4,004	3,877	4,102	2,663	2,789	3,645	2,482	
141,318	128,212	108,807	101,214	108,645	124,362	120,303	100,989	94,069	97,365	99,515	
8,723	14,828	12,396	13,392	9,106	9,100	16,040	19,824	16,038	11,095	17,083	
74,234	70,387	79,917	85,107	87,058	88,311	86,192	91,215	82,383	93,671	101,549	
70,605	50,584	65,418	88,081	109,542	103,947	97,398	80,743	95,977	91,486	111,535	
18,132	14,367	15,545	12,069	16,820	17,824	19,282	12,128	10,497	10,307	11,148	
249,226	230,141	232,686	215,698	240,082	219,112	223,494	224,125	237,393	235,256	255,272	
307	308	320	223	243	201	207	202	222	211	230	
11,180	10,932	11,842	14,367	13,872	12,924	12,132	12,240	14,622	11,770	15,512	
1,963	1,853	1,398	1,384	1,457	1,372	1,283	1,431	1,388	1,212	1,270	
24,252	23,238	25,352	25,622	22,548	22,133	26,259	20,688	20,599	25,826	28,438	
13,462	11,700	12,470	13,199	14,475	16,269	15,630	10,753	10,260	11,524	13,660	
2,600	2,345	2,729	2,725	3,024	2,827	2,687	2,610	2,638	3,043	3,270	
5,034	5,060	4,903	4,476	4,333	4,077	4,108	4,038	4,406	4,657	4,663	
4,959	5,070	5,079	5,046	5,106	5,557	4,502	3,900	4,445	3,885	3,919	
1,970,185	2,030,000	1,561,635	977,510	1,061,957	927,793	918,615	997,790	1,007,387	807,858	811,933	
961	940	886	837	859	705	635	776	781	709	737	
278,643	244,431	238,752	290,930	278,422	271,153	264,490	274,276	296,568	251,254	292,175	
50,724	45,518	55,843	48,002	64,282	64,701	54,601	60,657	63,852	54,663	59,843	
7,658	10,283	11,676	11,440	12,108	11,086	9,268	12,438	10,939	9,283	10,387	
766	770	927	916	800	727	773	774	742	809	844	
23,617	32,530	8,012	9,113	11,238	11,195	10,613	11,313	14,349	15,992	18,563	

Muka surat ini sengaja dibiarkan kosong
This page is deliberately left blank



NOTA TEKNIKAL

Technical Notes

Muka surat ini sengaja dibiarkan kosong
This page is deliberately left blank



- 1. OBJEKTIF** Objektif utama penerbitan ini ialah untuk menyediakan statistik aliran terkini bagi indikator utama di sektor Pembuatan, iaitu statistik **nilai jualan, bilangan pekerja bergaji, gaji & upah** serta **pengeluaran produk utama** yang dipungut melalui Survei Pembuatan Bulanan. Statistik ini membantu pengguna dalam merangka dasar serta membuat keputusan.
- 2. PENANDA ARASAN** Selepas melaksanakan Banci Ekonomi 2016 (tahun rujukan 2015), Jabatan Perangkaan Malaysia (DOSM) telah mengkaji dan melaksanakan proses penanda arasan terhadap statistik pembuatan yang dipungut melalui Survei Pembuatan Bulanan. Proses penanda arasan ini membolehkan siri nilai anggaran tahunan yang dijana menerusi statistik jangka pendek konsisten dengan nilai tahunan daripada banci/survei tahunan sebagai tahun penanda aras. Penanda arasan yang dibuat berpandukan *Quarterly National Accounts Manual 2017 edition, International Monetary Fund* bagi mencapai objektif seperti berikut:
- Menganggarkan data bulanan supaya konsisten dengan data tahunan iaitu, untuk memastikan jumlah data bulanan adalah sama dengan penanda aras tahunan;
 - Memelihara sebanyak mungkin pertumbuhan indikator bulanan semasa proses penanda arasan tahunan dibuat; dan
 - Memastikan data siri ke hadapan, jumlah data bulanan bagi tahun semasa sedekat mungkin dengan data tahunan yang diperoleh semasa banci atau survei tahunan yang dijalankan.

Statistik penanda arasan disusun bagi nilai jualan, bilangan pekerja bergaji dan gaji & upah sektor Pembuatan dan diterbitkan mulai Januari 2020. Tahun asas (penanda aras) adalah menggunakan Banci Ekonomi 2016 (tahun rujukan 2015) sebagai tahun penanda aras dan kaedah *pro rata* (1) dan *extrapolation* (2) digunakan dalam pemprosesan penanda arasan ini.

Kaedah *pro rata*:

$$M^i V = \frac{M^i I}{\sum_{12} M^i V} \times ADT \tag{1}$$

di mana
 $M^i V$ = pemboleh ubah anggaran bulanan yang dinaik aras
 $M^i I$ = siri indikator bulanan
 ADT = data tahunan tahun asas (penanda aras)

Kaedah *extrapolation*:

$$V_t = V_{t-1} * G_{t-1,t} \tag{2}$$

di mana
 V_t = nilai pemboleh ubah
 V_{t-1} = pertumbuhan daripada t-1 kepada t
 $G_{t-1,t}$



3. SKOP DAN LIPUTAN

Data yang dipungut dalam Survei Pembuatan Bulanan meliputi seluruh Malaysia. Mulai Januari 2020, penerbitan ini memaparkan statistik berwajaran yang menggambarkan populasi sampel bagi 251 industri dalam sektor Pembuatan.

Data bagi industri yang mempunyai perwakilan kurang daripada tiga pertubuhan telah digabungkan kepada industri terhampir bagi memelihara kerahsiaan responden seperti mana yang termaktub dalam Akta Perangkaan 1965 (Disemak - 1989).

4. SUMBER RANGKA

Sumber rangka ialah daripada *Malaysia Statistical Business Register (MSBR)* di mana maklumat utama diperoleh daripada banci dan survei yang dilaksanakan oleh Jabatan Perangkaan Malaysia (DOSM) serta data pentadbiran. Sumber utama data pentadbiran tersebut adalah daripada Suruhanjaya Syarikat Malaysia (SSM). Selain itu, DOSM juga turut bekerjasama mendapatkan maklumat daripada lebih 50 agensi lain seperti Kumpulan Wang Simpanan Pekerja (KWSP), Jabatan Kastam Diraja Malaysia (JKDM), Lembaga Hasil Dalam Negeri (LHDN), Pihak Berkuasa Tempatan (PBT) serta Badan-badan Profesional. Rangka dikemaskini secara berterusan dengan mengambil kira pertubuhan baru dan merekod sebarang perubahan dalam status pertubuhan seperti tutup, tidak beroperasi, perubahan jenis aktiviti dan lokasi atau alamat pos untuk memastikan maklumat yang terdapat dalam rangka adalah yang paling terkini.

5. JENIS AKTIVITI PERNIAGAAN

Jenis aktiviti perniagaan merujuk kepada aktiviti utama dan sekunder. Aktiviti utama merujuk kepada aktiviti yang mana pertubuhan menumpukan sebahagian besar sumbernya atau memberi sumbangan besar dari segi pendapatan. Aktiviti sekunder didefinisikan sebagai aktiviti sampingan kepada aktiviti utama. Klasifikasi bagi pertubuhan adalah berasaskan kepada aktiviti utama dan Piawaian Klasifikasi Industri Malaysia (MSIC 2008) Versi 1.0. yang diselaraskan dengan *International Standard Industrial Classification of All Economic Activities (ISIC), Rev. 4, United Nations* dengan pengubahsuaian mengikut keperluan tempatan.

6. KONSEP DAN DEFINISI

Konsep dan definisi yang digunakan selari dengan manual *International Recommendations for Industrial Statistics 2008, United Nations Statistics Division*. Takrif pembuatan yang digunakan dalam survei ini adalah selaras dengan Piawaian Klasifikasi Industri Malaysia (MSIC) 2008 Versi 1.0.

Pembuatan ditakrifkan sebagai perubahan fizikal atau kimia ke atas bahan atau komponen menjadi produk baru sama ada kerja itu dilakukan oleh jentera yang dijalankan oleh kuasa atau yang dijalankan dengan tangan, sama ada dijalankan dalam kilang atau di rumah pekerja, dan sama ada barang keluaran dijual secara borong atau runcit.



7. REKA BENTUK PENSAMPELAN

Reka bentuk pensampelan bagi survei ini adalah pensampelan rawak strata satu peringkat. Pertubuhan dikelaskan sebagai unit pensampelan manakala beberapa kategori strata telah dikenalpasti.

Setiap strata telah dibentuk kepada tiga substrata untuk memastikan sampel yang diagihkan mengambil kira ciri-ciri ekonomi strata tersebut. Substrata utama bersifat heterogen dan diliputi secara penuh. Manakala, substrata selainnya yang bersifat homogen disampelkan.

Substrata utama meliputi pertubuhan kategori besar dan yang mempunyai jumlah hasil yang signifikan dalam industri berkaitan manakala bagi substrata kedua dan ketiga berdasarkan kategori perusahaan kecil dan sederhana (PKS).

8. SAIZ SAMPEL

Statistik utama yang digunakan untuk penganggaran saiz sampel adalah nilai jualan. Formula yang digunakan dalam penganggaran saiz sampel bagi strata adalah seperti berikut:

$$n = \frac{(\sum N_i S_i)^2}{V + \sum N_i S_i^2} \quad (3)$$

di mana;

- n = Saiz sampel
- N_i = Saiz populasi bagi strata i
- S_i^2 = Varian bagi strata i
- V = Varian sasaran

$$V = RSE^2 \cdot \left(\frac{\hat{Y}_i}{Z}\right)^2 \quad (4)$$

di mana;

- \hat{Y}_i = Jumlah nilai jualan bagi strata
- RSE = Ralat piawai relatif
- Z = Nilai aras keyakinan

Sampel akan diagihkan kepada substrata dalam industri liputan dengan menggunakan kaedah *Neyman Allocation* seperti berikut:

$$n_{hi} = \left(\frac{N_h S_h}{\sum N_h S_h}\right) n_i \quad (5)$$

= 2, 3 dan 4

$h = 1, 2, \dots$

$i \quad k$



di mana;

n_{hi} = Saiz sampel bagi substrata h dalam strata i

N_h = Saiz populasi bagi substrata h

S_h = Sisihan piawai bagi substrata h

n_i = Saiz sampel bagi strata i

h = Substrata

i = Strata

Pertubuhan kategori substrata utama diliputi sepenuhnya, manakala pertubuhan bagi substrata kedua dan ketiga dipilih secara rawak mengikut kaedah pensampelan bersistematik.

9. WAJARAN

Analisis berwajaran disediakan menggunakan wajaran sampel bagi memastikan sampel yang dipilih dapat menggambarkan populasi survei. Wajaran yang diperlukan adalah wajaran di peringkat reka bentuk pensampelan dan tiada respons.

Wajaran reka bentuk pensampelan pada substrata h adalah seperti berikut :

$$W_h = \frac{N_h}{n_h}, \quad h = 1, \dots, 4 \quad (6)$$

di mana;

N_h = Bilangan populasi bagi substrata h ; dan

n_h = Bilangan sampel bagi substrata h



Wajaran tiada respons pada substrata h adalah seperti berikut :

$$NRW_h = \frac{1}{\frac{n'_h}{n_h}} \quad h = 1, \dots, 4 \quad (7)$$

di mana;

$$n'_h = \text{Bilangan sampel respons bagi substrata } h$$

$$n_h = \text{Bilangan sampel bagi substrata } h$$

Kaedah pengiraan wajaran reka bentuk pensampelan selepas survei (*adjusted weight*) pada substrata h seperti berikut:

$$W'_h = W_h \times NRW_h, \quad h = 1, \dots, 4 \quad (8)$$

di mana;

$$W_h = \text{Wajaran reka bentuk pensampelan pada substrata } h$$

$$NRW_h = \text{Wajaran tiada respons pada substrata } h$$

10. UNIT MELAPOR

Unit melapor bagi survei ini ialah **pertubuhan**. Sesebuah pertubuhan ditakrifkan sebagai "satu unit ekonomi yang bergiat di bawah satu hak milik atau penguasaan tunggal, iaitu di bawah satu entiti yang sah. Ia menjalankan satu jenis aktiviti ekonomi utama di satu tempat / lokasi fizikal". Setiap pertubuhan diberikan klasifikasi industri berdasarkan aktiviti utamanya. Bagi pertubuhan yang menjalankan pelbagai aktiviti, unit yang bergiat dalam aktiviti yang berasingan dalam satu lokasi yang sama adalah terdiri daripada entiti pertubuhan yang berbeza. Oleh itu, setiap cawangan daripada organisasi yang mempunyai pelbagai cawangan di lokasi yang berbeza dari segi konsep dianggap sebagai pertubuhan yang berlainan. Pertubuhan berkenaan diminta memberikan penyata yang berasingan bagi setiap kegiatannya dari segi nilai. Walau bagaimanapun, dari segi praktiknya akaun biasanya disediakan secara berpusat kerana kesukaran untuk memperoleh data yang berasingan bagi setiap unit atau cawangan. Entiti atau enterpris ini akan dianggap sebagai satu unit pelapor dan dibenarkan mengemukakan soal selidik yang menggabungkan semua unit atau cawangannya.



11. NILAI JUALAN

Nilai jualan yang dilaporkan merujuk kepada nilai jualan produk sendiri sahaja. Ini bermaksud jualan produk yang berlaku dalam bulan laporan, sama ada produk tersebut telah dibuat/dihasilkan oleh pertubuhan pada bulan tersebut atau bulan-bulan sebelumnya. Nilai jualan adalah berdasarkan kepada nilai bersih di kilang dan berkaitan dengan kuantiti yang dijual. Penilaian harga yang dikenakan kepada pelanggan adalah tidak termasuk:

- a. diskaun atau rebat;
- b. bayaran untuk pengangkutan keluar;
- c. komisen kepada wakil-wakil penjual;
- d. bayaran lain seperti cukai eksais yang dibayar atau cukai jualan yang dipungut oleh kilang bagi pihak kerajaan; dan
- e. bayaran pemasangan, pembaikan dan pembinaan

12. BILANGAN PEKERJA BERGAJI

Bilangan pekerja bergaji meliputi seperti berikut:

- a. Pekerja bergaji (sepenuh masa) - Merujuk kepada semua pekerja bergaji yang bekerja sekurang-kurangnya 6 jam sehari dan sekurang-kurangnya 20 hari sebulan; dan
- b. Pekerja bergaji (sambilan) - Merujuk kepada semua pekerja bergaji yang bekerja kurang daripada 6 jam sehari dan/atau kurang daripada 20 hari sebulan.

13. GAJI & UPAH DIBAYAR

Gaji & upah yang dibayar merujuk kepada semua bayaran tunai, termasuk bonus, komisen, bayaran lebih masa, elaun kos sara hidup dan elaun lain yang dibayar kepada semua pekerja bergaji dalam bulan rujukan. Caruman Kumpulan Wang Simpanan Pekerja (KWSP) serta Pertubuhan Keselamatan Sosial (PERKESO) turut dimasukkan tetapi caruman oleh majikan dikecualikan. Elaun kepada pemilik yang bekerja, rakan niaga yang bekerja dan pekerja keluarga tidak bergaji, bayaran pampasan dan saguhati kerana pemberhentian adalah juga dikecualikan.

14. KEPERLUAN KERAHSIAAN

Survei ini dijalankan di bawah peruntukan Akta Perangkaan 1965 (Disemak 1989). Akta ini mensyaratkan bahawa kandungan penyata individu adalah SULIT. Selaras dengan peruntukan dalam Akta tersebut, hanya angka agregat akan diterbitkan.



- 15. PINDAAN** Pindaan akan dibuat ke atas statistik yang telah diterbitkan berdasarkan data terkini yang diperoleh.
- 16. PEMBUNDARAN** Perjumlahan komponen mungkin berbeza dengan angka jumlah besar disebabkan pembundaran.
- 17. SIMBOL DAN SINGKATAN** Simbol-simbol berikut telah digunakan dalam keseluruhan penerbitan:-
t.t.t.l. : tidak terkelas di tempat lain
RM : Ringgit Malaysia
- 18. PELARASAN MUSIM** Data siri masa adalah amat berguna untuk ahli ekonomi, pembuat dasar & keputusan serta penganalisis siri masa untuk mengenal pasti ciri-ciri penting siri ekonomi seperti arah aliran, *turning point* dan konsistensi antara penunjuk ekonomi yang lain. Kadangkala ciri ini sukar untuk diperhatikan kerana pergerakan bermusim. Oleh itu, sekiranya kesan bermusim boleh disingkirkan, arah aliran data siri ini dapat dilihat dengan lebih baik. Anggaran dan penyingkiran kesan bermusim dipanggil pelarasan bermusim.
- Pelarasan bermusim adalah satu proses untuk mengenal pasti dan menyingkirkan bentuk pola bermusim yang biasa berlaku dalam tempoh satu tahun, yang mungkin juga merangkumi pengaruh dari kesan cuti yang bergerak dan hari bekerja/berdagang bagi suatu tempoh. Objektif utama proses ini adalah untuk menyerlahkan arah aliran dan pergerakan-pergerakan jangka pendek dalam siri ini.
- Di Malaysia, kebanyakan data siri masa dipengaruhi oleh kesan bermusim. Oleh itu, untuk menghapus dan melaras kesan bermusim data siri masa ekonomi Malaysia, pakej standard pelarasan bermusim, X-12 ARIMA telah digunakan oleh Jabatan Perangkaan, Malaysia. Data siri masa ekonomi Malaysia juga kerap dipengaruhi oleh perayaan agama utama seperti Aidil Fitri bagi umat Islam, Tahun Baru Cina untuk kaum Cina dan Deepavali untuk kaum India. Tarikh perayaan-perayaan ini tetap mengikut tahun lunar tetapi berbeza-beza mengikut kalendar Gregorian. Oleh itu, untuk menganggar dan menyingkirkan kesan cuti yang bergerak dari data siri masa, satu prosedur telah dibangunkan iaitu *Seasonal Adjustment For Malaysia (SEAM)*.



1. OBJECTIVE

The main objective of this publication is to provide statistics on the latest trend of main indicators in the Manufacturing sector, ie. **sales value, number of employees, salaries & wages and the production of main products manufactured** which is collected through Monthly Manufacturing Survey. This statistics assists users in policy formulation and decision making.

2. BENCHMARKING

After conducting the Economic Census 2016 (reference year 2015), Department of Statistics Malaysia (DOSM) has reviewed and carried out the benchmarking process towards the manufacturing statistics collected from the Monthly Manufacturing Survey. The benchmarking process is done to enable the series of values of annual estimates derived from short term survey consistent and match with the annual value from census/annual survey of the benchmark year. The benchmark process adapted the guideline of the Quarterly National Accounts Manual 2017 edition, International Monetary Fund to meet the objectives as follows:

- a. to estimate monthly data that are temporally consistent with the annual data: that is, to ensure that the sum of the monthly data is equal to the annual benchmark;
- b. to preserve as much as possible the monthly movements in the indicator under the restrictions provided by the annual data; and
- c. to ensure, for forward series, that the sum of the monthly of the current year is as close as possible to the unknown future annual data.

The benchmarking statistics is compiled on sales value, number of employees and salaries & wages and being published starting from January 2020. The base (benchmark) year using the Economic Census 2016 (reference year 2015) and pro rata (1) and extrapolation method (2) is used in the benchmarking process.

Pro rata Method:

$$M^i V = \frac{M^i I}{\sum_{i=1}^{12} M^i V} \times ADT \quad (1)$$

where

$M^i V$ = new derived monthly variables estimates

$M^i I$ = monthly indicator series

ADT = annual benchmark data

Extrapolation Method:

$$V_t = V_{t-1} * G_{t-1,t} \quad (2)$$

V_t = value of variable

$G_{t-1,t}$ = growth from t-1 to t



3. SCOPE AND COVERAGE

Data collected in the Monthly Manufacturing Survey covered the whole of Malaysia. Since January 2020, this publication presents weighted statistics which represent the population sample of 251 industries in Manufacturing sector. Data for industries with less than three establishments was combined to the closest industry to ensure the confidentiality of the respondents as stipulated under the Statistics Act 1965 (Revised-1989).

4. SOURCE OF FRAME

The source of frame is from Malaysia Statistical Business Register (MSBR) where the main information is from census and survey conducted by the Department of Statistics Malaysia (DOSM) and administrative data. The main source of the administrative data is from the Companies Commission of Malaysia (CCM). In addition, DOSM also collaborates and yield information from over 50 other agencies such as the Employees Provident Fund (EPF), Royal Malaysian Customs Department (RMCD), Inland Revenue Board (IRB), Local Authorities and other Professional Bodies. The frame is updated continuously by taking into account of new establishments and to record any changes in the establishment status such as closed down, not in operation, change in types of activity and location or postal addresses to ensure that the information in the frame is at the most current status.

5. TYPE OF BUSINESS ACTIVITY

Type of business activity is divided into primary and secondary. The primary activity refers to the activities which focus on its main resources and income. Secondary activities are defined as those incidental or ancillary to the primary activity. The classification of the establishment's industry is based on the primary activity and the Malaysia Standard Industrial Classification (MSIC 2008) Version 1.0 according to the International Standard Industrial Classification of All Economic Activities (ISIC), Rev. 4, United Nations, with modifications to suit local conditions.

6. CONCEPT AND DEFINITION

Concepts and definitions used are in line with the manual of Recommendations for Industrial Statistics 2008, United Nations Statistics Division. The definition of manufacturing used in this survey is consistent with Malaysia Standard Industrial Classification (MSIC) 2008 Ver. 1.0.

Manufacturing is defined as the physical or chemical transformation of materials or components into new products, whether the work is performed by power-driven machines or by hand, whether it is done in a factory or in the worker's home, and whether the products are sold at wholesale or retail.



7. SAMPLING DESIGN

Sampling design of the survey is a one-stage stratified random sampling. The establishment is classified as sampling unit while a few categories of stratum was identified.

Each stratum has been set up to three substrata to ensure the distributed sample takes into account the economic characteristics of the stratum. The main substratum is heterogeneous and was fully covered. Whereas, other substratum that are homogeneous were sampled.

Main substratum include large establishments which have a significant total revenue in the respective industry while for the second and third substratum are based on small and medium enterprise (SME) categories.

8. SAMPLE SIZE

The main statistics used to estimate the sample size is the sales value. The formula used in the estimation of the sample size for a stratum is as follows:

$$n = \frac{(\sum N_i S_i)^2}{V + \sum N_i S_i^2} \quad (3)$$

where;

- n = Sample size
- N_i = Population size for stratum i
- S_i^2 = Variance for stratum i
- V = Desired variance

$$V = RSE^2 \cdot \left(\frac{\hat{Y}_i}{Z} \right)^2 \quad (4)$$

where;

- \hat{Y}_i = Estimated sales value for stratum
- RSE = Relative standard error
- Z = Value of confidence level

Sample is distributed to substratum of the industry using Neyman Allocation method as follows:

$$n_{hi} = \left(\frac{N_h S_h}{\sum_{h=2,3 \text{ and } 4} N_h S_h} \right) n_i \quad (5)$$

$h = 1, 2, \dots$

$i \quad k$



where;

n_{hi} = Sample size for substratum h of stratum i

N_h = Population size for substratum h

S_h = Standard deviation for substratum h

n_i = Sample size for stratum i

h = Substratum

i = Stratum

Establishments of the main substratum were fully covered while establishments of the second and third substratum were randomly selected using systematic random sampling.

9. WEIGHTED

Weighted analysis is done using sampling weight to ensure that the selected sample can reflect population survey. The weights required are the sampling design and non response weights.

The sampling design weight for the establishment at substratum h is as follows:

$$W_h = \frac{N_h}{n_h}, \quad h = 1, \dots, 4 \quad (6)$$

where,

N_h = Total population of substratum h ; and

n_h = Total sample of substratum h



Non response weight at substratum h as below:

$$NRW_h = \frac{1}{\frac{n'_h}{n_h}}, \quad h = 1, \dots, 4 \quad (7)$$

where,

n'_h = Number of response in sample size for substratum h

n_h = Number of sample size for substratum h

The method of calculating the sampling design weight after the survey (adjusted weight) on substratum h as below:

$$W'_h = W_h \times NRW_h, \quad h = 1, \dots, 4 \quad (8)$$

where,

W_h = Sampling design weight at substratum h

NRW_h = Non response weight at substratum h

10. REPORTING UNIT

The reporting unit used in the survey was the **establishment**. An establishment is defined as “an economic unit engaged in one activity, under a single legal entity and operating in a single physical location”. Each establishment was assigned an industry classification based on its principal activity. In the case of a multi-activity entity, units engaged in separate activities in the same location constituted distinct establishments. Thus, each branch of a multi-branch organisation at a different location was conceptually treated as a different establishment. The establishment was requested to give separate returns for each activity in terms of value. However, if in practice, the accounts were centrally kept such that it was not possible to obtain separate data for each individual unit or branch. The entity or enterprise was treated as a single reporting unit and allowed to submit a consolidated questionnaire covering all the units or branches.



11. VALUE OF SALES

The reported sales value refers to the sales value of their own products. This relates to sales of goods made on the reporting month, whether the products were produced/ manufactured by the establishment during the month or in the other months previously. The sales value was net selling price (ex-factory) value relating to the quantity sold. The valuation price charged to customers were excluding:

- a. discounts or rebates;
- b. Charges for carriage outwards;
- c. commissions to selling agents;
- d. all other charges such as excise duties paid, sales tax collected by the factory on behalf of the government; and
- e. Installation, repairs and construction charges.

12. NUMBER OF PAID EMPLOYEES

Number of paid employees cover as follows:

- a. Paid employees (full-time) - Refers to those who work for at least 6 hours a day and 20 days a month; and
- b. Paid employees (part-time) - Refers to all paid workers who work for less than 6 hours a day and/or less than 20 days a month.

13. SALARIES & WAGES PAID

Salaries & wages paid refers to all cash payments, including bonuses, commissions, overtime wages, cost of living allowances and other allowances made to all employees during the reference month. The employees' contribution to Employees' Provident Fund (EPF) and Social Security Organisation (SOCSSO) is included but the employer's contribution is excluded. Allowances to working proprietors, working partners and unpaid family workers and severance and termination pay are not included.

14. CONFIDENTIALITY REQUIRED

The survey is conducted under the provisions of the Statistics Act 1965 (Revised-1989). The Act stipulates that the contents of individual returns are CONFIDENTIAL. In conformity with the stipulations of this Act, only aggregated figures are published.



- 15. REVISIONS** *Revisions will be made to the published figures based on the latest data available.*
- 16. ROUNDING** *The sum of the component figures may not tally with the sub-total or total figures due to rounding.*
- 17. SYMBOLS AND ABBREVIATIONS** *The following symbols have been used throughout the publication:-*
n.e.c. : not elsewhere classified
RM : Malaysian Ringgit
- 18. SEASONAL ADJUSTMENT** *Time-series data are very useful for economists, policy & decision makers and time-series analysts to identify the important features of economic series such as direction, turning point and consistency between other economic indicators. Sometimes this feature is difficult to observe because of seasonal movements. Thus, if the seasonal effect can be removed, the behaviour of the series would be better viewed. The estimation and removal of the seasonal effects is called seasonal adjustment.*
- Seasonal adjustment is a process to identify and to remove the regular within-a-year seasonal pattern, which may also include the influences of moving holidays and working/trading days effect in each period. The ultimate objective of the process is to highlight the underlying trends and short-term movements in the series.*
- In Malaysia, most of the time series data are affected by seasonal effects. Hence, to eliminate the seasonal effect as well as to seasonally adjust the Malaysian economic time series data, a standard seasonal adjustment package, X-12 ARIMA was used by Department of Statistics, Malaysia. Malaysian economic time series data also often affected by major religious festivals such as Eid-ul Fitr for Muslims, Chinese New Year to the Chinese and the Indian Deepavali. These festivals' dates are fixed according to the lunar year but vary according to the Gregorian calendar. Therefore, to estimate and remove moving holiday effect from time-series data, a procedure was developed, namely Seasonal Adjustment for Malaysia (SEAM).*