

JABATAN PERANGKAAN MALAYSIA

PERANGKAAN PEMBUATAN BULANAN
MONTHLY MANUFACTURING STATISTICS

NOVEMBER 2022
NOVEMBER

Dikeluarkan pada : 11 JANUARI 2023
Released on JANUARY

PEMAKLUMAN / ANNOUNCEMENT

Jabatan Perangkaan Malaysia (DOSM) akan menjalankan Banci Ekonomi pada tahun 2023. DOSM amat menghargai kerjasama daripada responden untuk memberikan maklumat kepada DOSM serta menjayakan banci ini. Sila layari www.dosm.gov.my untuk maklumat lanjut.

Penerbitan statistik ekonomi dan sosial iaitu PocketStats yang mengandungi statistik suku tahunan dan tahunan boleh diperoleh dari portal DOSM atau melalui pautan https://bit.ly/PocketStats_2022.

Dimaklumkan bahawa Kerajaan Malaysia telah mengisytiharkan Hari Statistik Negara (MyStats Day) pada 20 Oktober setiap tahun. Tema sambutan MyStats Day adalah "Connecting the World with Data We Can Trust"

The Department of Statistics Malaysia (DOSM) will conduct the Economic Census in 2023. DOSM greatly appreciates the cooperation from respondents to provide information with DOSM and make this census a success. Please visit www.dosm.gov.my for more information.

Economic and social statistics publication namely PocketStats which contain quarterly and annual statistics can be obtained from the DOSM portal or via the link https://bit.ly/PocketStats_2022.

Please be informed that the Government of Malaysia has declared National Statistics Day (MyStats Day) on October 20 each year. MyStats Day theme is "Connecting the World with Data We Can Trust".

JABATAN PERANGKAAN MALAYSIA
DEPARTMENT OF STATISTICS MALAYSIA

Diterbitkan dan dicetak oleh / *Published and printed by:*

Jabatan Perangkaan Malaysia
Department of Statistics Malaysia

Blok C6, Kompleks C,
Pusat Pentadbiran Kerajaan Persekutuan
62514 Putrajaya,
MALAYSIA

Tel. : 03-88857000
Faks/Fax : 03-88889248
Portal : <https://www.dosm.gov.my>
Facebook/Twitter/Instagram : StatsMalaysia
Emel/Email : info@dosm.gov.my (pertanyaan umum/general enquiries)
: data@dosm.gov.my (pertanyaan & permintaan data/data request & enquiries)
Harga/Price : RM10.00

Diterbitkan pada Januari 2023/*Published in January 2023*

Hakcipta terpelihara/All rights reserved.

Tiada bahagian daripada terbitan ini boleh diterbitkan semula, disimpan untuk pengeluaran atau ditukar dalam apa-apa bentuk atau alat apa jua pun kecuali setelah mendapat kebenaran daripada Jabatan Perangkaan Malaysia. Pengguna yang mengeluarkan sebarang maklumat dari terbitan ini sama ada yang asal atau diolah semula hendaklah meletakkan kenyataan berikut:

“Sumber: Jabatan Perangkaan Malaysia”.

No part of this publication may be reproduced or distributed in any form or by any means or stored in database without the prior written permission from Department of Statistics, Malaysia. Users reproducing content of this publication with or without adaptation should quote the following.

“Source: Department of Statistics Malaysia”.

ISSN 0128-3499



KATA PENGANTAR

Penerbitan ini memaparkan perangkaan nilai jualan, bilangan pekerja bergaji dan gaji & upah secara bulanan berdasarkan Survei Pembuatan Bulanan. Objektif utama penerbitan ini adalah untuk menyediakan data aliran terkini sektor pembuatan bagi membantu pengguna dalam perancangan dan penggubalan dasar serta membuat keputusan.

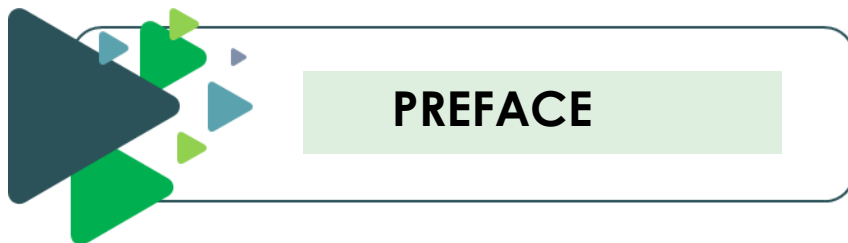
Ringkasan penemuan dan jadual perangkaan yang terperinci dipaparkan masing-masing pada bahagian pertama dan kedua penerbitan ini. Sementara itu, aspek teknikal seperti skop dan liputan, konsep dan definisi yang digunakan dimuatkan pada bahagian ketiga bagi membantu pengguna memahami statistik yang diterbitkan.

Jabatan Perangkaan Malaysia merakamkan penghargaan atas kerjasama yang diberikan oleh responden dan juga semua pihak yang telah menyumbang secara langsung dan tidak langsung dalam menjayakan penerbitan ini. Setiap maklum balas dan cadangan untuk penambahbaikan penerbitan ini pada masa akan datang amat dihargai.

Dato' Sri Dr. Mohd Uzir Mahidin

Ketua Perangkawan Malaysia

Januari 2023



This publication presents monthly statistics on sales value, number of employees and salaries & wages based on the Monthly Manufacturing Survey. The main objective of this publication is to provide statistics on the latest trends of the manufacturing sector to assist users in the planning and formulation of policies and decision making.

The summary findings and detailed statistical tables are highlighted in the first and second part of this publication. Meanwhile, the technical aspects on scope and coverage, concepts and definitions used are provided in the third part to assist users to understand the published statistics.

The Department of Statistics, Malaysia gratefully acknowledges the co-operation rendered by the respondents as well as all parties who have contributed directly and indirectly in making this publication a success. Every feedback and suggestion towards improving future publication is highly appreciated.

Dato' Sri Dr. Mohd Uzir Mahidin

Chief Statistician Malaysia

January 2023



KANDUNGAN CONTENTS

	Muka Surat <i>Page</i>
Kata Pengantar / Preface	i - ii
Kandungan / Contents	iii - iv
Kalendar Awalan Keluaran 2022 / Advance Release Calendar 2022	v
Penemuan Utama / Main Findings	
Ringkasan Penemuan Perangkaan Pembuatan Bulanan (PPB), November 2022 <i>Summary of Findings Monthly Manufacturing Statistics (MMS), November 2022</i>	1 - 8
Jadual / Tables	
1 Perangkaan Utama Bagi Sektor Pembuatan <i>Principal Statistics of Manufacturing Sector</i>	9
1.1a Nilai Jualan Sektor Pembuatan Mengikut Subsektor <i>Sales Value of Manufacturing Sector by Sub-sector</i>	10 - 13
1.1b Nilai Jualan Sektor Pembuatan Mengikut Subsektor: Perubahan Peratusan Tahunan <i>Sales Value of Manufacturing Sector by Sub-sector: Annual Percentage Change</i>	14 - 15
1.1c Nilai Jualan Sektor Pembuatan Mengikut Subsektor: Perubahan Peratusan Bulanan/Suku Tahunan <i>Sales Value of Manufacturing Sector by Sub-sector: Monthly/Quarterly Percentage Change</i>	16 - 17
1.2a Bilangan Pekerja Bergaji Sektor Pembuatan Mengikut Subsektor <i>Number of Paid Employees of Manufacturing Sector by Sub-sector</i>	18 - 21
1.2b Bilangan Pekerja Bergaji Sektor Pembuatan Mengikut Subsektor: Perubahan Peratusan Tahunan <i>Number of Paid Employees of Manufacturing Sector by Sub-sector: Annual Percentage Change</i>	22 - 23
1.2c Bilangan Pekerja Bergaji Sektor Pembuatan Mengikut Subsektor: Perubahan Peratusan Bulanan/Suku Tahunan <i>Number of Paid Employees of Manufacturing Sector by Sub-sector: Monthly/Quarterly Percentage Change</i>	24 - 25
1.3a Gaji dan Upah yang Dibayar Sektor Pembuatan Mengikut Subsektor <i>Salaries and Wages Paid of Manufacturing Sector by Sub-sector</i>	26 - 29
1.3b Gaji dan Upah yang Dibayar Sektor Pembuatan Mengikut Subsektor: Perubahan Peratusan Tahunan <i>Salaries and Wages Paid of Manufacturing Sector by Sub-sector: Annual Percentage Change</i>	30 - 31



KANDUNGAN

CONTENTS

Muka Surat

Page

Jadual / Tables

1.3c	Gaji dan Upah yang Dibayar Sektor Pembuatan Mengikut Subsektor: Perubahan Peratusan Bulanan/Suku Tahunan <i>Salaries and Wages Paid of Manufacturing Sector by Sub-sector: Monthly/Quarterly Percentage Change</i>	32 - 33
1.4a	Nilai Jualan Sektor Pembuatan Mengikut Kumpulan <i>Sales Value of Manufacturing Sector by Group</i>	34 - 49
1.4b	Nilai Jualan Sektor Pembuatan Mengikut Kumpulan: Perubahan Peratusan Tahunan <i>Sales Value of Manufacturing Sector by Group: Annual Percentage Change</i>	50 - 65
1.4c	Nilai Jualan Sektor Pembuatan Mengikut Kumpulan: Perubahan Peratusan Bulanan/Suku Tahunan <i>Sales Value of Manufacturing Sector by Group: Monthly/Quarterly Percentage Change</i>	66 - 73
1.5a	Bilangan Pekerja Bergaji Sektor Pembuatan Mengikut Kumpulan <i>Number of Paid Employees of Manufacturing Sector by Group</i>	74 - 89
1.5b	Bilangan Pekerja Bergaji Sektor Pembuatan Mengikut Kumpulan: Perubahan Peratusan Tahunan <i>Number of Paid Employees of Manufacturing Sector by Group: Annual Percentage Change</i>	90 - 105
1.5c	Bilangan Pekerja Bergaji Sektor Pembuatan Mengikut Kumpulan: Perubahan Peratusan Bulanan/Suku Tahunan <i>Number of Paid Employees of Manufacturing Sector by Group: Monthly/Quarterly Percentage Change</i>	106 - 113
1.6a	Gaji dan Upah yang Dibayar Sektor Pembuatan Mengikut Kumpulan <i>Salaries and Wages Paid of Manufacturing Sector by Group</i>	114 - 129
1.6b	Gaji dan Upah yang Dibayar Sektor Pembuatan Mengikut Kumpulan: Perubahan Peratusan Tahunan <i>Salaries and Wages Paid of Manufacturing Sector by Group: Annual Percentage Change</i>	130 - 145
1.6c	Gaji dan Upah yang Dibayar Sektor Pembuatan Mengikut Kumpulan: Perubahan Peratusan Bulanan/Suku Tahunan <i>Salaries and Wages Paid of Manufacturing Sector by Group: Monthly/Quarterly Percentage Change</i>	146 - 153
2	Pengeluaran Produk Utama dalam Industri Pembuatan yang Terpilih <i>Production of Major Products in Selected Manufacturing Industries</i>	154 - 162

Nota Teknikal / Technical Notes

163 - 176



**KALENDAR KELUARAN AWALAN 2022,
PERANGKAAN PEMBUATAN BULANAN**
ADVANCE RELEASE CALENDAR YEAR 2022,
MONTHLY MANUFACTURING STATISTICS

Bulan rujukan / Reference month	Tarikh / Date
Januari 2022 / January 2022	11.03.2022
Februari 2022 / February 2022	11.04.2022
Mac 2022 / March 2022	10.05.2022
April 2022 / April 2022	10.06.2022
Mei 2022 / May 2022	08.07.2022
Jun 2022 / June 2022	09.08.2022
Julai 2022 / July 2022	09.09.2022
Ogos 2022 / August 2022	12.10.2022
September 2022 / September 2022	08.11.2022
Oktober 2022 / October 2022	12.12.2022
November 2022 / November 2022	11.01.2023
Disember 2022 / December 2022	07.02.2023

Nota / Notes :

Kenyataan akhbar dihantar kepada pihak media pada tarikh pengeluaran dengan masa embargo ditetapkan bagi penyiaran. Kenyataan akhbar tersebut disiarkan selepas masa embargo di portal Jabatan Perangkaan Malaysia (<http://www.dosm.gov.my>)

A press statement is issued to the media on the date of release with a specified embargo time for release. The press statement is posted after the embargo time on the portal of Department of Statistics Malaysia (<http://www.dosm.gov.my>)

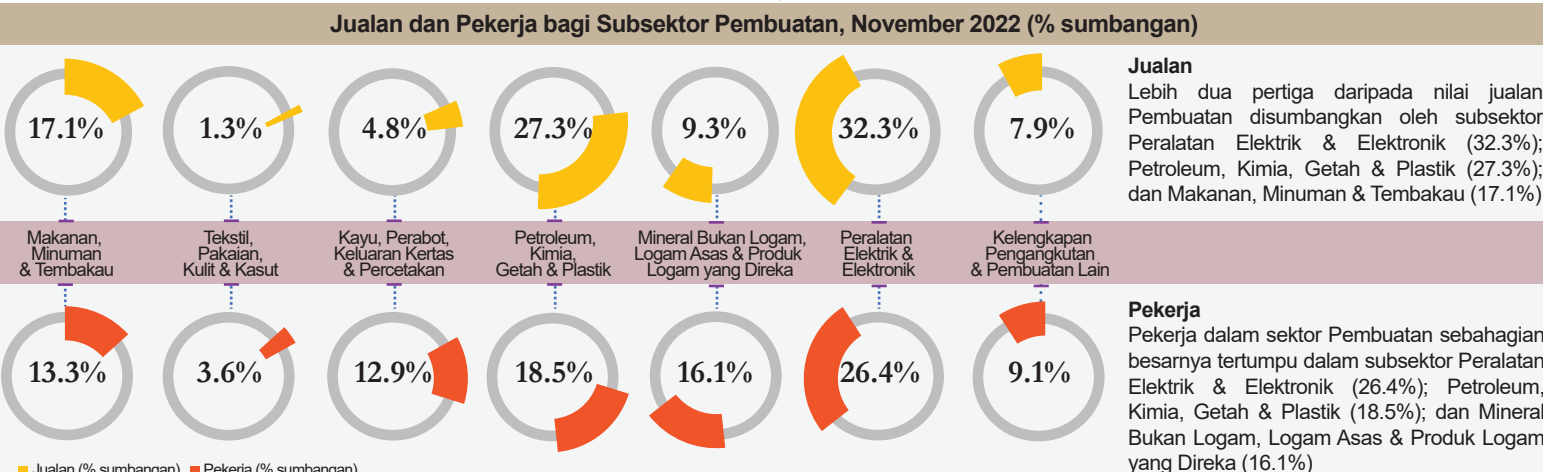
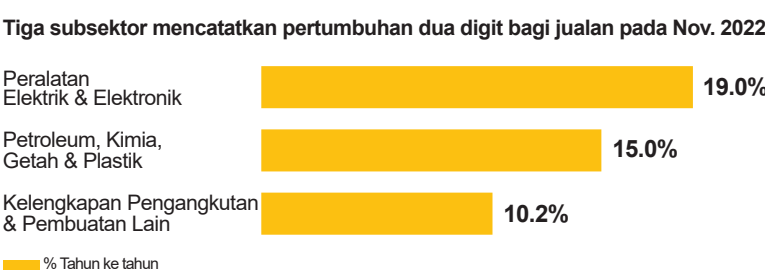
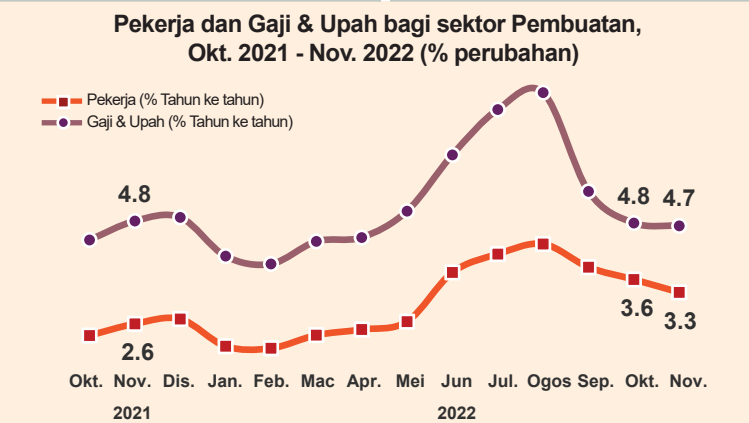
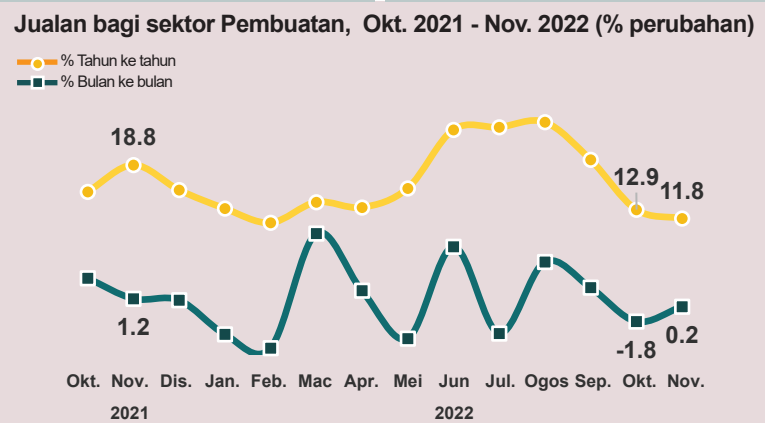
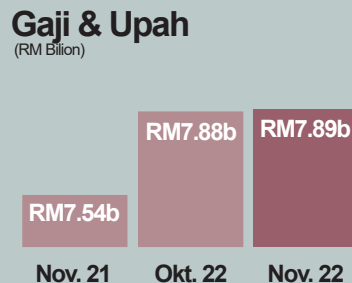
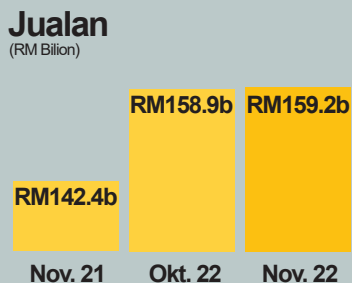


RINGKASAN PENEMUAN
SUMMARY OF FINDINGS

PERANGKAAAN PEMBUATAN NOVEMBER 2022

Nilai jualan Pembuatan meningkat 11.8 peratus kepada RM159.2 bilion pada November 2022

Seramai 2.33 juta orang pekerja dalam sektor ini dengan gaji dan upah dibayar berjumlah RM7.89 bilion



Jualan
Lebih dua pertiga daripada nilai jualan Pembuatan disumbangkan oleh subsektor Peralatan Elektrik & Elektronik (32.3%); Petroleum, Kimia, Getah & Plastik (27.3%); dan Makanan, Minuman & Tembakau (17.1%)

Pekerja
Pekerja dalam sektor Pembuatan sebahagian besarnya tertumpu dalam subsektor Peralatan Elektrik & Elektronik (26.4%); Petroleum, Kimia, Getah & Plastik (18.5%); dan Mineral Bukan Logam, Logam Asas & Produk Logam yang Direka (16.1%)



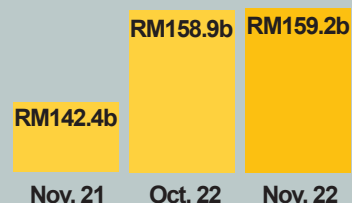
MANUFACTURING STATISTICS NOVEMBER 2022

Manufacturing sales value grew by 11.8 per cent to record RM159.2 billion in November 2022

A total of 2.33 million employees were engaged in this sector with salaries and wages paid amounting to RM7.89 billion

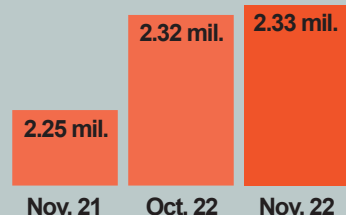
Sales

(RM Billion)



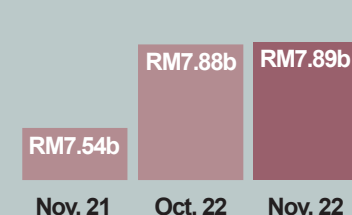
Employees

(Persons)




Salaries & Wages

(RM Billion)



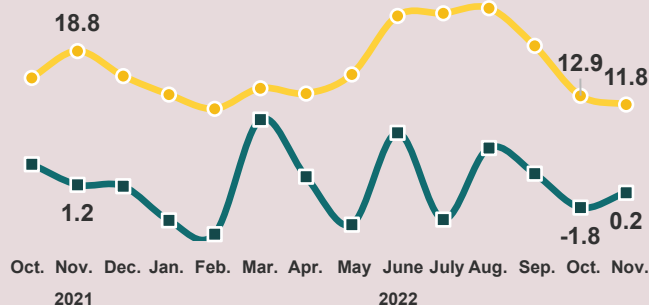
Sales per Employee

(RM Thousand)



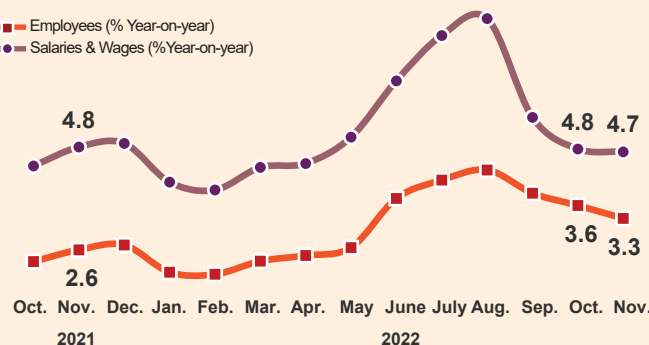
Sales of the Manufacturing sector, Oct. 2021 - Nov. 2022 (% change)

— % Year-on-year
— % Month-on-month



Employees and Salaries & Wages of the Manufacturing sector, Oct. 2021 - Nov. 2022 (% change)

— Employees (% Year-on-year)
— Salaries & Wages (% Year-on-year)



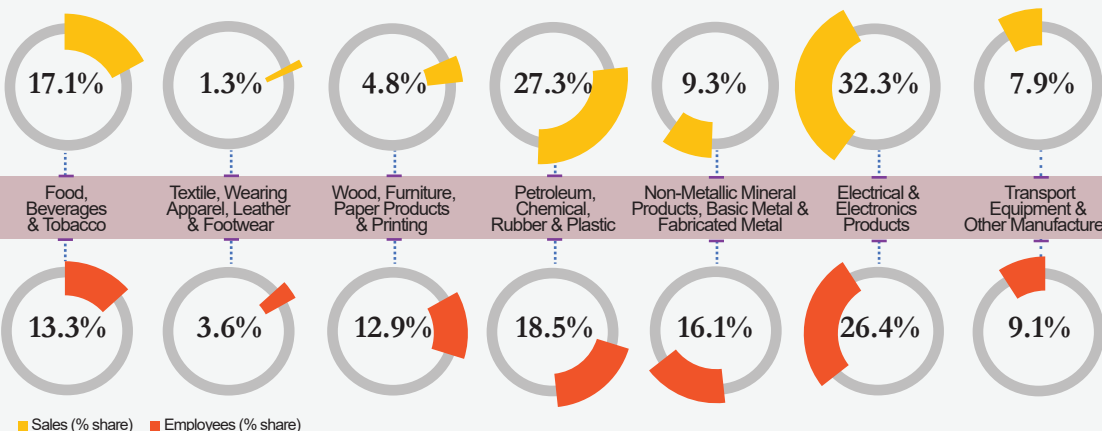
Three sub-sectors recorded a double-digit growth of sales in Nov. 2022



Highest employment growth recorded by Manufacturing sub-sectors in Nov. 2022



Sales and Employees of the Manufacturing Subsector, November 2022 (% share)



Sales
More than two-thirds of Manufacturing sales value was contributed by Electrical & Electronics products (32.3%); Petroleum, Chemical, Rubber & Plastic (27.3%); and Food, Beverages & Tobacco (17.1%) sub-sectors

Employees
Employees in the Manufacturing sector were concentrated largely in Electrical & Electronics Products (26.4%); Petroleum, Chemical, Rubber & Plastic (18.5%); and Non-metallic Mineral Products, Basic Metal & Fabricated Metal (16.1%) sub-sectors

PERANGKAAAN PEMBUATAN BULANAN, MALAYSIA NOVEMBER 2022

PRESTASI BULAN NOVEMBER 2022

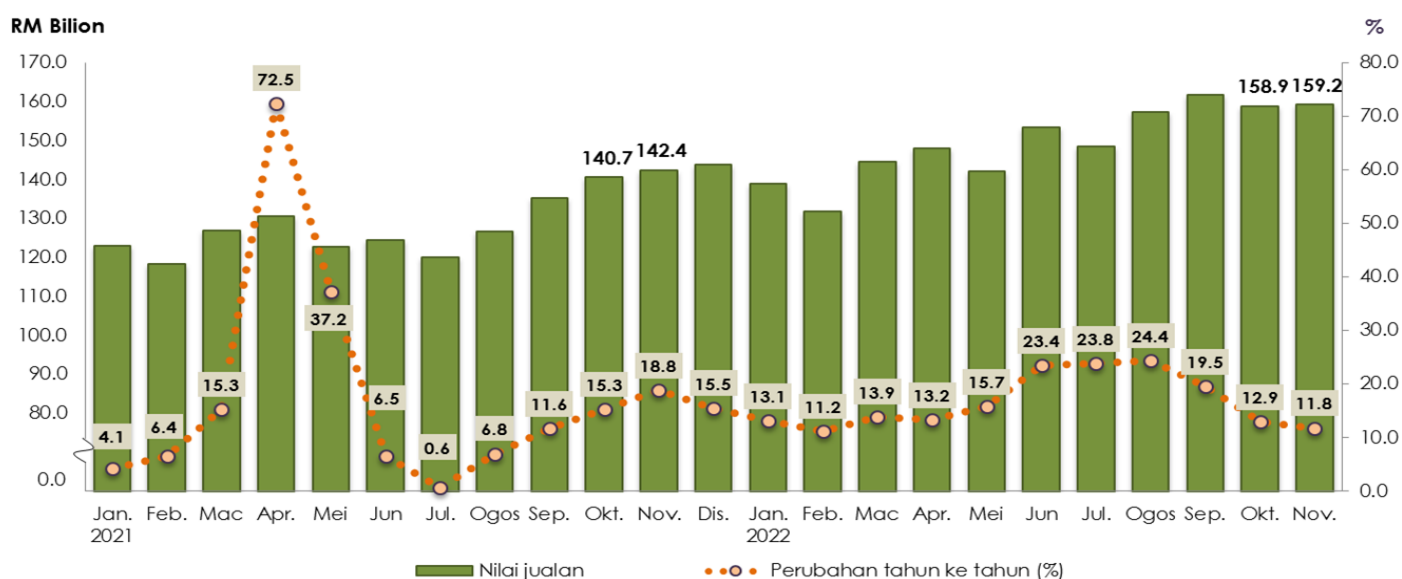
1

NILAI JUALAN SEKTOR PEMBUATAN

Nilai jualan sektor Pembuatan Malaysia pada bulan November 2022 mencatatkan **RM159.2 bilion**, meningkat **11.8 peratus** berbanding RM142.4 bilion yang dilaporkan pada tahun lalu (**Carta 1**). Berasaskan pertumbuhan bulan ke bulan, nilai jualan tumbuh secara marginal **0.2 peratus** (Oktober 2022: RM158.9 bilion) manakala nilai jualan yang diselaraskan mengikut musim berkembang **2.0 peratus**.

Peningkatan tahun ke tahun pada bulan November 2022 adalah dipacu oleh subsektor Produk Peralatan Elektrik & Elektronik (**19.0%**) dan Produk Petroleum, Kimia, Getah & Plastik (**15.0%**).

Carta 1: Nilai Jualan Sektor Pembuatan



*** Nota:**

- Laporan ini boleh diperolehi daripada laman portal Jabatan Perangkaan Malaysia (<https://www.dosm.gov.my>) di bawah ruangan: **Siaran Terkini**.
- Data bagi bulan November 2022 merupakan data **awalan**. Data ini akan dikemaskini berdasarkan data terkini yang diperolehi dan akan diterbitkan dalam penerbitan bulan Disember 2022.



2

BILANGAN PEKERJA

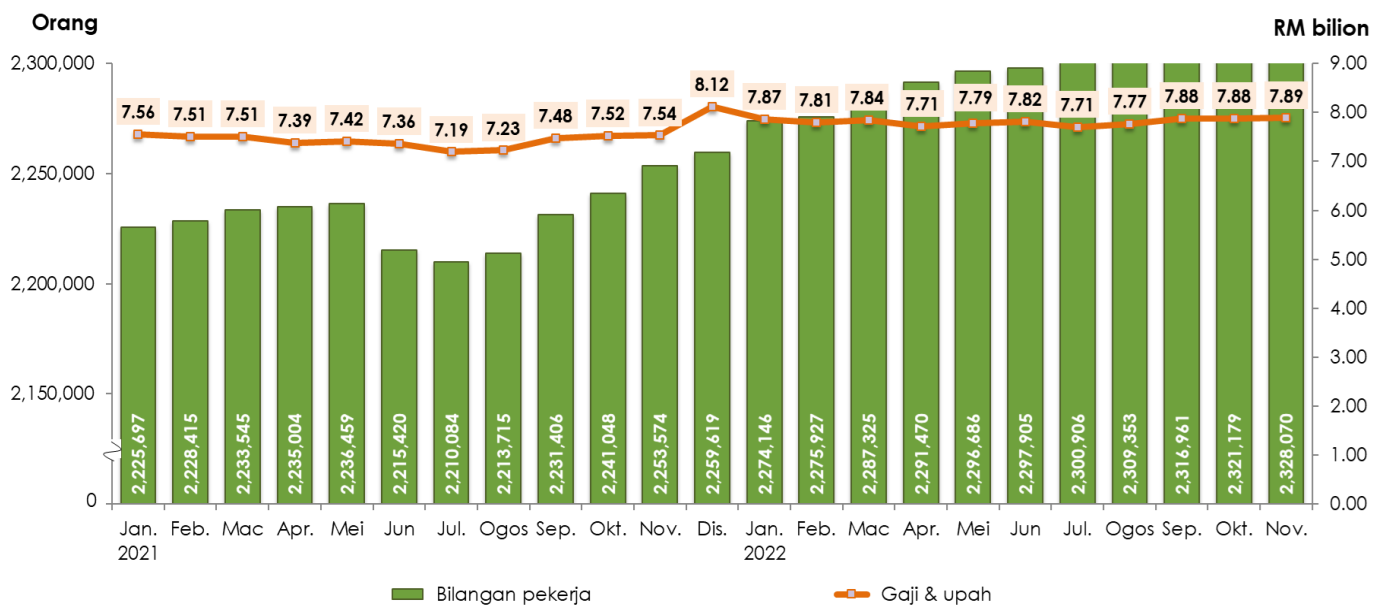
Bilangan pekerja sektor Pembuatan bertambah **3.3 peratus** pada November 2022 iaitu seramai **2,328,070 orang** (November 2021: 2,253,574 orang) seperti yang ditunjukkan dalam **Carta 2**. Pada bulan rujukan yang sama, bilangan pekerja naik **0.3 peratus** daripada 2,321,179 orang dicatatkan pada bulan sebelumnya.

3

GAJI & UPAH

Gaji & upah yang dibayar pada November 2022 adalah berjumlah **RM7,889.9 juta**, tumbuh **4.7 peratus** atau **RM354.3 juta** berbanding bulan yang sama tahun 2021. Berbanding pada bulan sebelumnya, jumlah gaji & upah yang dibayar meningkat **0.1 peratus (RM8.9 juta)** daripada RM7,880.9 juta pada Oktober 2022.

Carta 2: Bilangan Pekerja dan Gaji & Upah Sektor Pembuatan



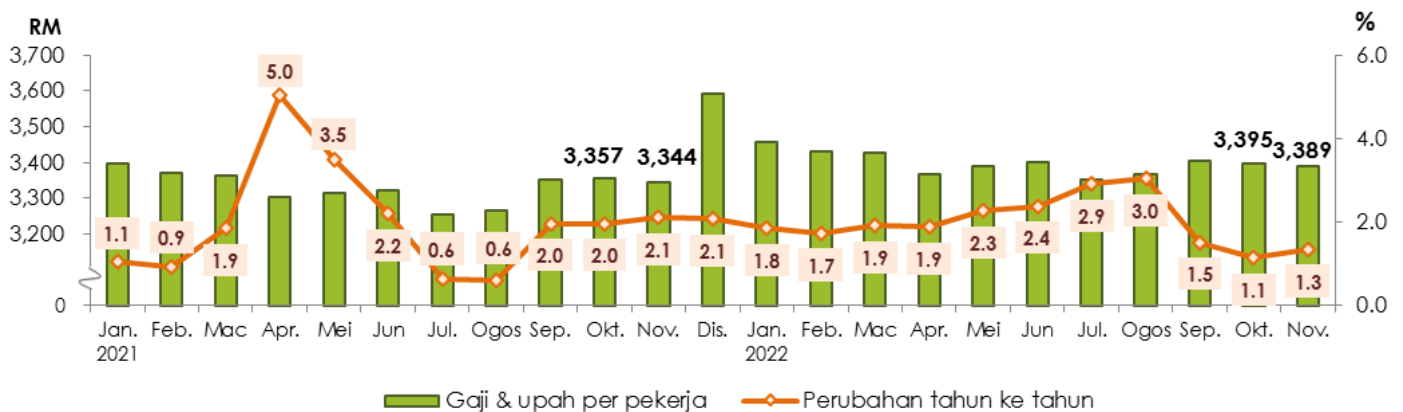


4

PURATA GAJI & UPAH PER PEKERJA

Purata gaji & upah yang dibayar bagi setiap pekerja pada bulan November 2022 adalah sebanyak **RM3,389** dengan pertumbuhan tahunan **1.4 peratus** (November 2021: RM3,344) seperti yang tertera di **Carta 3**. Walau bagaimanapun, purata gaji & upah bagi setiap pekerja menurun **0.2 peratus** bagi perbandingan bulanan (Oktober 2022: RM3,395).

Carta 3: Gaji & Upah Per Pekerja Sektor Pembuatan

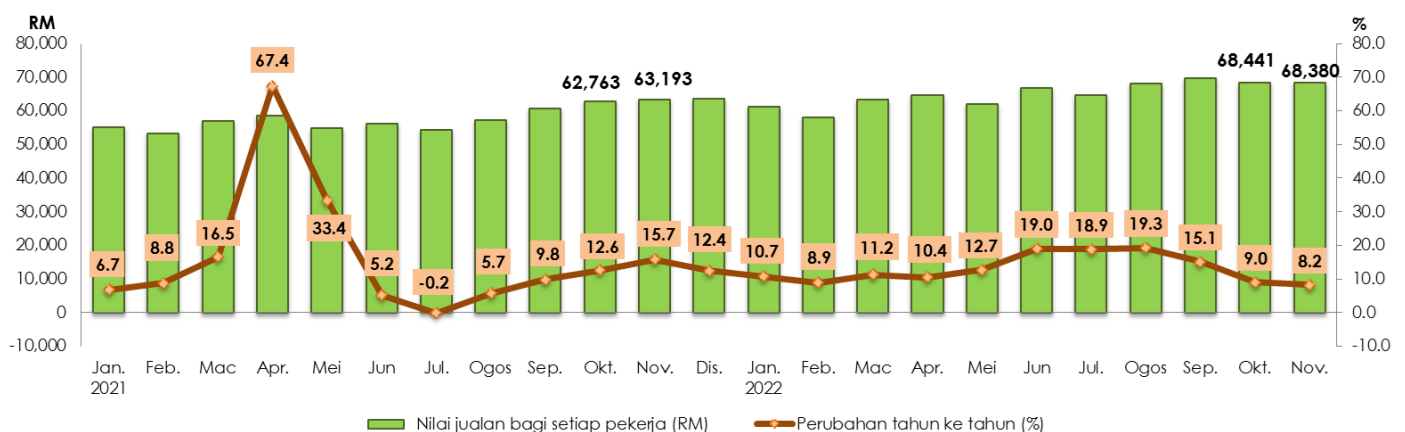


5

NILAI JUALAN PER PEKERJA

Nilai jualan bagi setiap pekerja pada November 2022 meningkat **8.2 peratus** kepada **RM68,380** berbanding RM63,193 pada bulan yang sama tahun sebelumnya (**Carta 4**). Sebaliknya, purata nilai jualan bagi setiap pekerja berkurang secara marginal **0.1 peratus** berbanding bulan sebelumnya.

Carta 4: Nilai Jualan Per Pekerja Sektor Pembuatan





6

PRESTASI BAGI TEMPOH JANUARI-NOVEMBER 2022

Bagi tempoh Januari hingga November 2022, nilai jualan sektor Pembuatan mencatatkan peningkatan **16.6 peratus** kepada **RM1,644.4 bilion** berbanding tempoh yang sama tahun 2021. Bilangan pekerja pada akhir tempoh tersebut menaik **3.3 peratus** kepada **2,328,070 orang** manakala gaji & upah dibayar meningkat **5.2 peratus** yang berjumlah **RM86.0 bilion**.

Nilai jualan per pekerja pada tempoh rujukan meningkat sebanyak **12.8 peratus** kepada **RM706,339**. Butiran seperti yang ditunjukkan dalam Jadual A.

**Jadual A : Nilai Jualan, Bilangan Pekerja dan Gaji & Upah,
Januari-November 2021 dan 2022**

Perangkaan Pembuatan Bulanan	Januari-November		% Perubahan
	2021	2022	
Nilai Jualan (RM juta)	1,410,827.5	1,644,405.7	16.6
Bilangan Pekerja	2,253,574	2,328,070	3.3
Gaji & Upah (RM juta)	81,707.9	85,966.5	5.2
Nilai Jualan Per Pekerja (RM)	626,040	706,339	12.8

MONTHLY MANUFACTURING STATISTICS, MALAYSIA

NOVEMBER 2022

PERFORMANCE IN NOVEMBER 2022

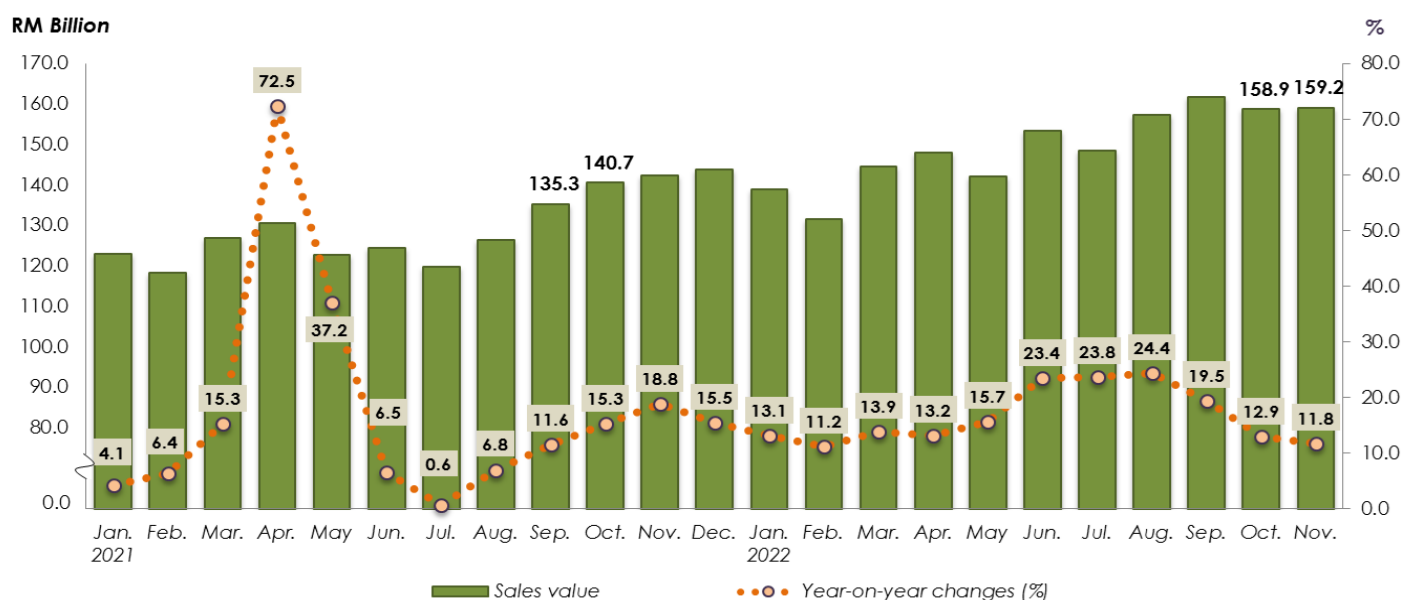
1

SALES VALUE OF THE MANUFACTURING SECTOR

Malaysia's Manufacturing sales value in November 2022 was registered at **RM159.2 billion**, grew **11.8 per cent** as compared to RM142.4 billion which reported a year ago (**Chart 1**). Based on month-on-month growth, the sales value grew marginally by **0.2 per cent** (October 2022: RM158.9 billion) while seasonally adjusted sales value expanded **2.0 per cent**.

The year-on-year increment in November 2022 was driven by the Electrical & Electronics Products (**19.0%**) and Petroleum, Chemical, Rubber & Plastic Products (**15.0%**).

Chart 1: Sales Value of the Manufacturing Sector



***Notes:**

1. This report can be accessed through the web portal of the Department of Statistics, Malaysia (<https://www.dosm.gov.my>) under the section: **Latest Releases**.
2. Data for November 2022 is **provisional**. The data will be updated based on the latest available figures and subsequently published in the December 2022 publication.



2

NUMBER OF EMPLOYEES

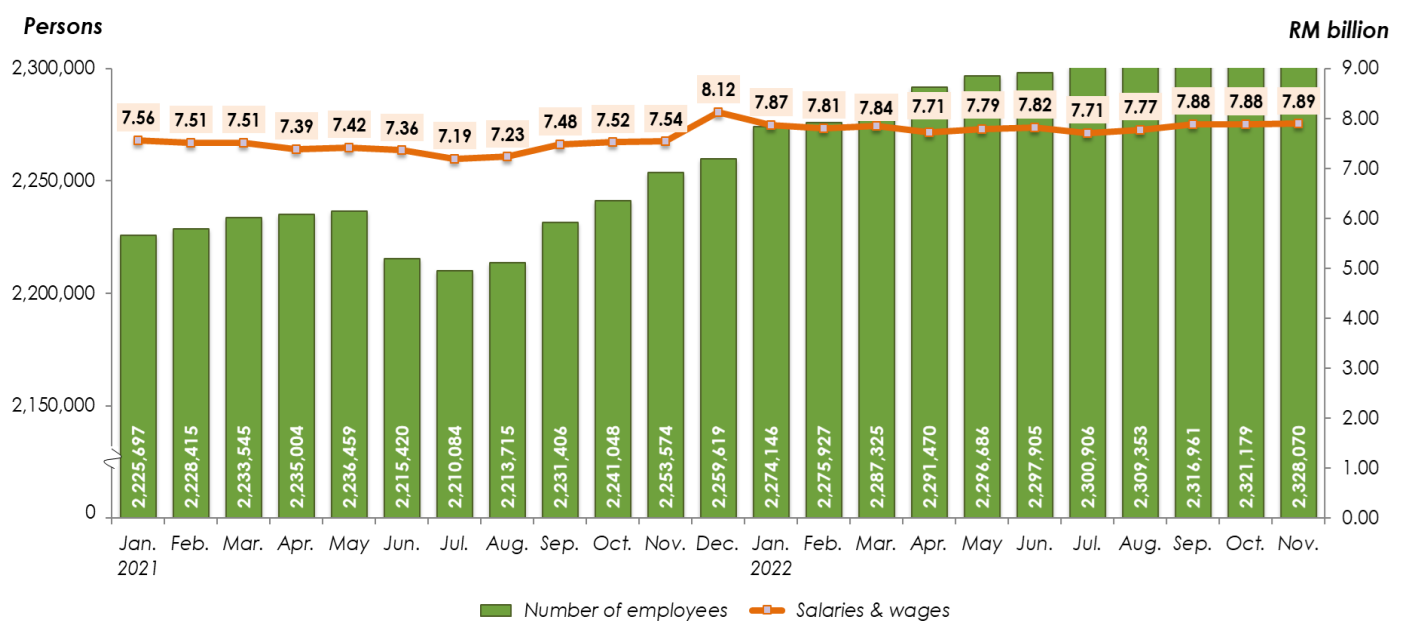
The number of employees in the Manufacturing sector augmented **3.3 per cent** in November 2022, accounted for **2,328,070 persons**, (November 2021: 2,253,574 persons) as shown in **Chart 2**. During the same reference month, the number of employees rose **0.3 per cent** from 2,321,179 persons which registered in the previous month.

3

SALARIES & WAGES

Salaries & wages paid in November 2022 amounted to **RM7,889.9 million**, grew **4.7 per cent** or **RM354.3 million** as against to the same month of 2021. As compared to the preceding month, the total salaries & wages paid increased **0.1 per cent (RM8.9 million)** from RM7,880.9 million in October 2022.

Chart 2 : Number of Employees and Salaries & Wages in Manufacturing Sector

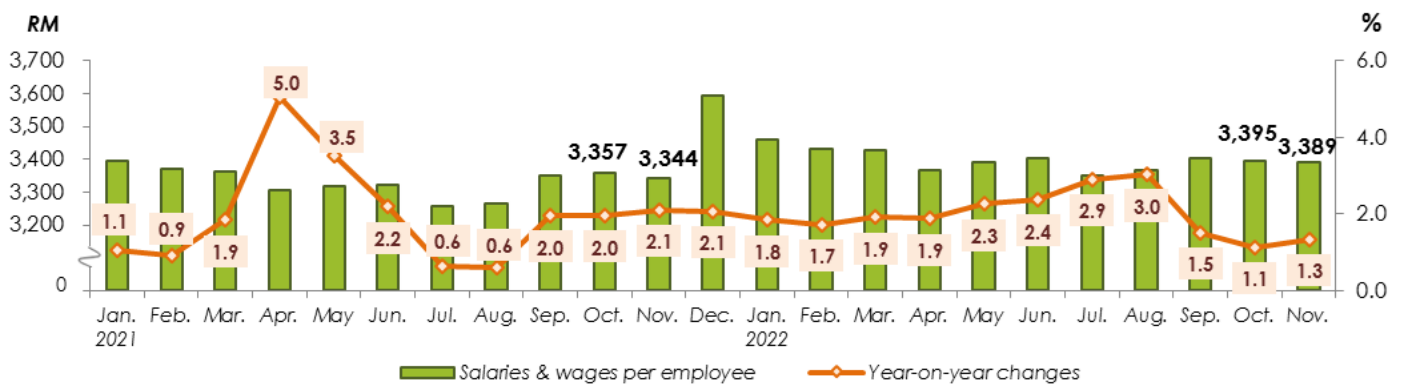




4 AVERAGE SALARIES & WAGES PER EMPLOYEE

The average salaries & wages paid per employee in November 2022 was **RM3,389** with an annual growth rate of **1.4 per cent** (November 2021: RM3,344) as depicted in **Chart 3**. However, average salaries & wages paid per employee dropped **0.2 per cent** for monthly comparison (October 2022: RM3,395).

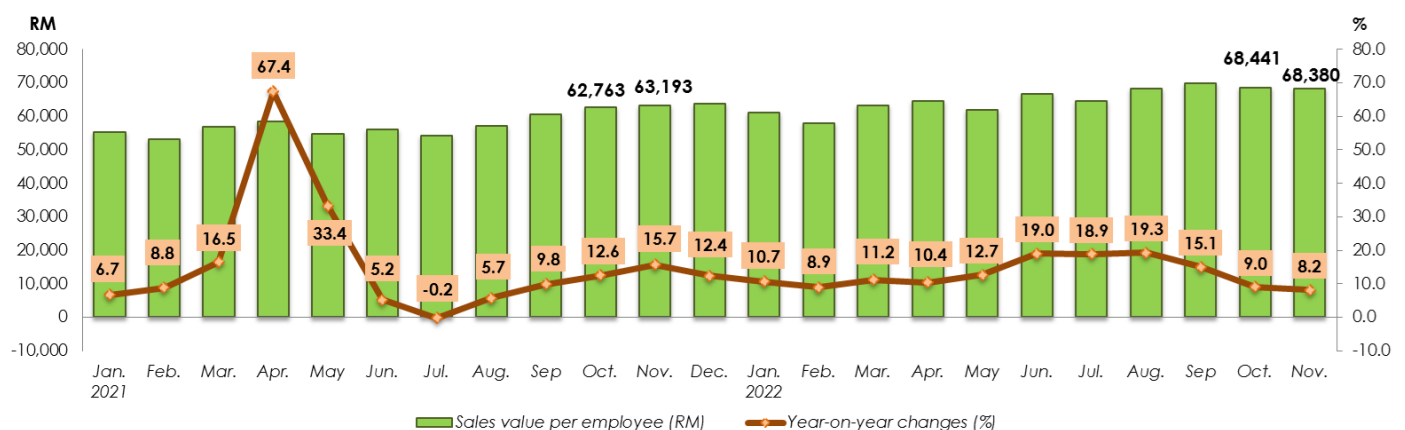
Chart 3 : Salaries & Wages Per Employee in Manufacturing Sector



5 SALES VALUE PER EMPLOYEE

The sales value per employee in November 2022 increased by **8.2 per cent** to **RM68,380** as compared to RM63,193 on the same month of the previous year (**Chart 4**). Whereas, the average sales value per employee decreased marginally **0.1 per cent** as compared to the previous month.

Chart 4 : Sales Value Per Employee in Manufacturing Sector





6

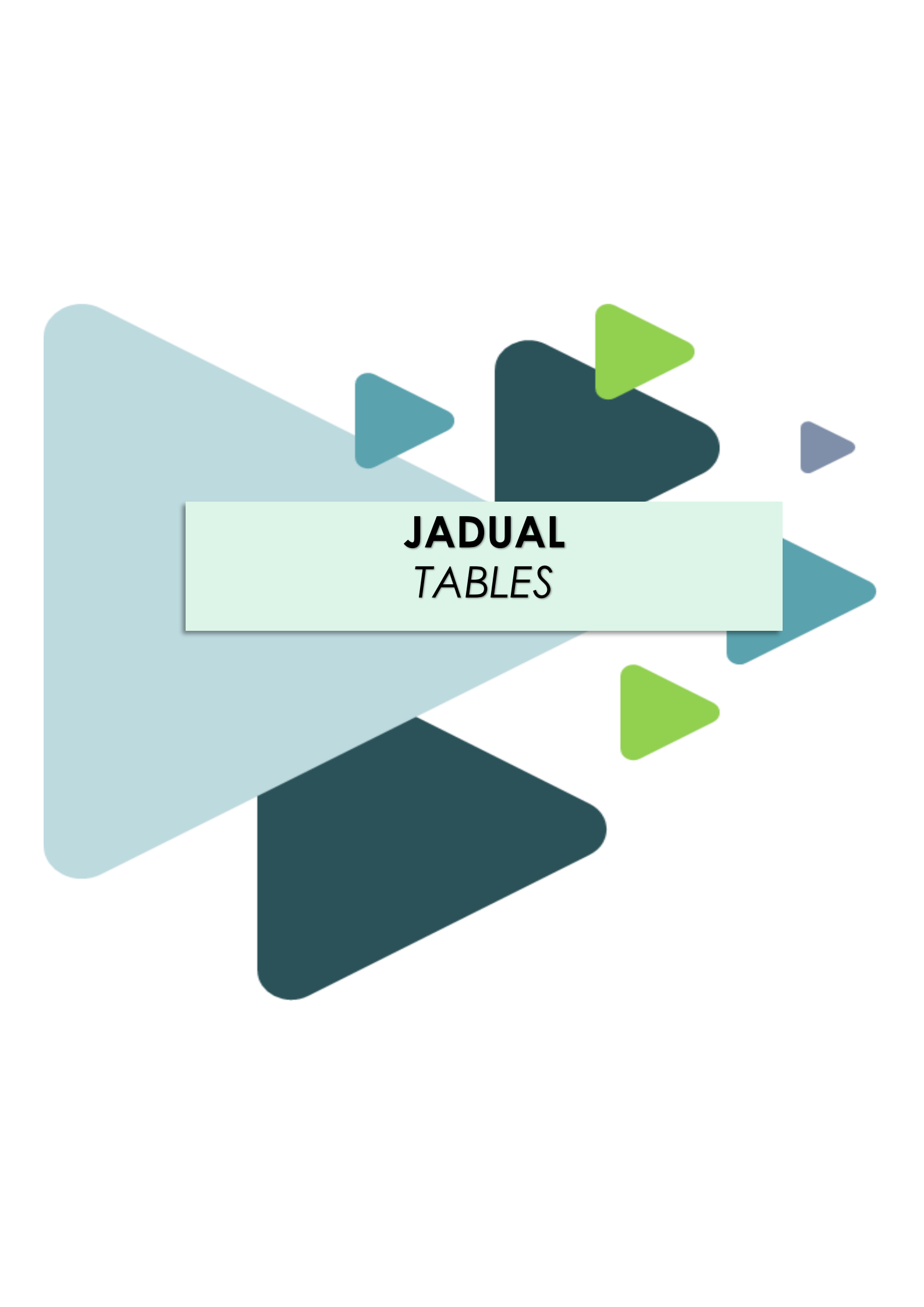
PERFORMANCE IN THE PERIOD JANUARY-NOVEMBER 2022

In the period of January to November 2022, the sales value of the Manufacturing sector registered an increase of **16.6 per cent** to **RM1,644.4 billion** as compared to the same period of 2021. The number of employees during the end of the period rose by **3.3 per cent** to **2,328,070 persons** while salaries & wages paid went up by **5.2 per cent** which is a total of **RM86.0 billion**.

The sales value per employee during the reference period rose by **12.8 per cent** to record **RM706,339**. The details as per shown in Table A.

**Table A: Sales Value, Number of Employees and Salaries & Wages,
January-November 2021 and 2022**

Monthly Manufacturing Statistics	January-November		% Change
	2021	2022	
Sales Value (RM million)	1,410,827.5	1,644,405.7	16.6
Number of Employees	2,253,574	2,328,070	3.3
Salaries & Wages (RM million)	81,707.9	85,966.5	5.2
Sales Value Per Employee (RM)	626,040	706,339	12.8



JADUAL
TABLES

Jadual **1** : Perangkaan Utama Sektor Pembuatan
Table : Principal Statistics of Manufacturing Sector

Tempoh Period	Nilai Jualan Produk Yang Dibuat Sendiri (Di Kilang) Sales value of own (Ex-factory) (RM Juta/Million)				Bilangan Pekerja Bergaji Pada Akhir Tempoh Number of employees engaged at end of period				Gaji & Upah Yang Dibayar Salaries & wages paid (RM Juta/Million)				
	Data Asal (Original Data)	% YoY	Pelarasan Musim (Seasonally Adjusted)	% MoM	Data Asal (Original Data)	% YoY	Pelarasan Musim (Seasonally Adjusted)	% MoM	Data Asal (Original Data)	% YoY	Pelarasan Musim (Seasonally Adjusted)	% MoM	
2019	1,376,027				2,243,788				88,206				
2020	1,346,620 -2.1				2,199,195 -2.0				87,194 -1.1				
2021	1,554,738 15.5				2,259,619 2.7				89,830 3.0				
2021	Q1	368,234	8.5		2,233,545	-1.1			22,584	-0.6			
	Q2	377,735	33.9		2,215,420	1.2			22,162	6.0			
	Q3	381,793	6.4		2,231,406	1.6			21,904	2.3			
	Q4	426,976	16.5		2,259,619	2.7			23,180	4.7			
2022	Q1	415,298	12.8		2,287,325	2.4			23,513	4.1			
	Q2	443,489	17.4		2,297,905	3.7			23,318	5.2			
	Q3	467,562	22.5		2,316,961	3.8			23,364	6.7			
2021 (Jan. - Nov.)	1,410,828		15.4		2,253,574		2.6		81,709		2.8		
2022 (Jan. - Nov.)	1,644,406		16.6		2,328,070		3.3		85,967		5.2		
2021	Jan.	122,887	4.1	119,811	0.01	2,225,697	-2.4	2,211,521	0.2	7,558	-1.4	7,423	-0.02
	Feb.	118,412	6.4	129,751	8.3	2,228,415	-2.2	2,214,552	0.1	7,512	-1.3	7,463	0.5
	Mac	126,935	15.3	127,089	-2.1	2,233,545	-1.1	2,224,979	0.5	7,514	0.8	7,407	-0.8
	Apr.	130,646	72.5	135,527	6.6	2,235,004	3.0	2,230,721	0.3	7,386	8.2	7,405	-0.03
	Mei	122,726	37.2	127,415	-6.0	2,236,459	2.8	2,229,970	-0.03	7,416	6.4	7,470	0.9
	Jun	124,363	6.5	128,805	1.1	2,215,420	1.2	2,220,505	-0.4	7,360	3.5	7,426	-0.6
	Jul.	119,934	0.6	118,568	-7.9	2,210,084	0.8	2,212,629	-0.4	7,195	1.5	7,259	-2.2
	Ogo.	126,536	6.8	123,906	4.5	2,213,715	1.0	2,220,109	0.3	7,231	1.7	7,300	0.6
	Sep.	135,323	11.6	131,658	6.3	2,231,406	1.6	2,235,340	0.7	7,479	3.6	7,527	3.1
	Okt.	140,655	15.3	134,714	2.3	2,241,048	2.4	2,251,834	0.7	7,523	4.4	7,635	1.4
	Nov.	142,411	18.8	138,859	3.1	2,253,574	2.6	2,263,852	0.5	7,536	4.8	7,722	1.1
	Dis.	143,911	15.5	138,236	-0.4	2,259,619	2.7	2,267,988	0.2	8,122	4.9	7,783	0.8
2022	Jan.	138,986	13.1	135,764	-1.8	2,274,146	2.2	2,250,916	-0.8	7,865	4.1	7,650	-1.7
	Feb.	131,703	11.2	142,979	5.3	2,275,927	2.1	2,260,870	0.4	7,805	3.9	7,737	1.1
	Mac	144,610	13.9	145,074	1.5	2,287,325	2.4	2,278,552	0.8	7,843	4.4	7,750	0.2
	Apr.	147,942	13.2	150,533	3.8	2,291,471	2.5	2,284,548	0.3	7,715	4.5	7,780	0.4
	Mei	142,043	15.7	148,877	-1.1	2,296,686	2.7	2,291,782	0.3	7,787	5.0	7,876	1.2
	Jun	153,503	23.4	159,199	6.9	2,297,905	3.7	2,307,458	0.7	7,816	6.2	7,932	0.7
	Jul.	148,431	23.8	148,440	-6.8	2,300,906	4.1	2,308,756	0.1	7,709	7.1	7,832	-1.3
	Ogo.	157,436	24.4	155,540	4.8	2,309,353	4.3	2,318,977	0.4	7,771	7.5	7,887	0.7
	Sep.	161,694	19.5	156,509	0.6	2,316,961	3.8	2,322,303	0.1	7,885	5.4	7,948	0.8
	Okt.	158,864	12.9	151,810	-3.0	2,321,179	3.6	2,332,258	0.4	7,881	4.8	7,972	0.3
	Nov.	159,194	11.8	154,921	2.0	2,328,070	3.3	2,336,176	0.2	7,890	4.7	8,033	0.8

Jadual **1.1a** : Nilai Jualan Sektor Pembuatan Mengikut Subsektor
 Table **1.1a** : Sales Value of Manufacturing Sector by Sub-sector

Subsektor Sub-sector	2020	2021	2021				
			Q1	Q2	Q3	Q4	
1. Makanan, minuman dan tembakau	251,984	283,918	59,219	73,656	73,063	77,981	
Food, beverages and tobacco							
10 Pembuatan produk makanan <i>Manufacture of food products</i>	239,437	270,349	55,237	70,737	70,520	73,855	
11 Pembuatan minuman <i>Manufacture of beverages</i>	9,487	10,629	3,009	2,325	2,276	3,019	
12 Pembuatan produk tembakau <i>Manufacture of tobacco products</i>	3,060	2,940	973	594	266	1,108	
2. Tekstil, pakaian, kulit dan kasut	19,816	21,954	5,641	5,199	5,046	6,068	
Textiles, wearing apparel, leather and footwear							
13 Pembuatan tekstil <i>Manufacture of textiles</i>	8,867	10,728	2,594	2,678	2,542	2,913	
14 Pembuatan pakaian <i>Manufacture of wearing apparel</i>	8,771	9,037	2,391	2,057	2,097	2,492	
15 Pembuatan produk kulit dan barangan berkaitan <i>Manufacture of leather and related products</i>	2,177	2,189	656	463	408	662	
3. Produk kayu, perabot, keluaran kertas dan percetakan	72,615	76,494	21,054	16,461	16,769	22,210	
Wood products, furniture, paper products and printing							
16 Pembuatan kayu dan produk kayu dan gabus, kecuali perabot; pembuatan bagi artikel jerami dan bahan-bahan anyaman <i>Manufacture of wood and products of wood and cork, except furniture; manufacture of articles of straw and plaiting materials</i>	22,282	23,028	6,881	4,165	4,709	7,273	
17 Pembuatan kertas dan produk kertas <i>Manufacture of paper and paper products</i>	22,276	25,788	6,180	6,384	6,476	6,748	
18 Percetakan dan penerbitan semula media rakaman <i>Printing and reproduction of recorded media</i>	11,533	12,098	3,291	2,682	2,708	3,417	
31 Pembuatan perabot <i>Manufacture of furniture</i>	16,524	15,579	4,702	3,230	2,876	4,772	
4. Petroleum, kimia, getah dan plastik	338,815	432,121	98,651	111,747	110,869	110,854	
Petroleum, chemical, rubber and plastic							
19 Pembuatan kok dan produk petroleum bertapis <i>Manufacture of coke and refined petroleum products</i>	128,477	175,557	33,513	44,230	48,092	49,722	
20 Pembuatan kimia dan produk kimia <i>Manufacture of chemicals and chemical products</i>	90,600	102,329	26,389	23,165	25,586	27,189	
21 Pembuatan produk farmaseutikal asas, kimia perubatan dan botani <i>Manufacture of basic pharmaceutical products and pharmaceutical preparations</i>	7,843	9,185	2,117	2,260	2,405	2,403	
22 Pembuatan produk getah dan plastik <i>Manufacture of rubber and plastics products</i>	111,894	145,049	36,632	42,092	34,786	31,539	
5. Produk mineral bukan logam, logam asas dan produk logam yang direka	139,470	149,345	41,006	33,686	31,954	42,699	
Non-metallic mineral products, basic metal and fabricated metal							
23 Pembuatan produk galian bukan logam lain <i>Manufacture of other non-metallic mineral products</i>	40,189	42,773	12,338	9,803	8,765	11,867	
24 Pembuatan logam asas <i>Manufacture of basic metals</i>	45,895	49,566	13,195	10,295	11,235	14,840	
25 Pembuatan produk logam, kecuali mesin dan kelengkapan <i>Manufacture of fabricated metal products, except machinery and equipment</i>	53,385	57,006	15,472	13,588	11,954	15,992	
6. Produk elektrik dan elektronik	422,176	483,198	115,062	112,357	121,467	134,311	
Electrical and electronic products							
26 Pembuatan komputer, produk elektronik dan optikal <i>Manufacture of computer, electronics and optical products</i>	343,227	391,925	94,964	89,376	98,431	109,155	
27 Pembuatan kelengkapan elektrik <i>Manufacture of electrical equipment</i>	42,124	48,489	10,668	11,692	12,381	13,748	
28 Pembuatan jentera dan peralatan t.t.t.l. <i>Manufacture of machinery and equipment n.e.c.</i>	36,825	42,783	9,430	11,289	10,655	11,408	
7. Kelengkapan pengangkutan dan pembuatan lain	101,743	107,710	27,602	24,630	22,624	32,854	
Transport equipment and other manufactures							
29 Pembuatan kenderaan bermotor, treler dan semi treler <i>Manufacture of motor vehicles, trailers and semi-trailers</i>	72,975	77,384	19,553	17,264	16,298	24,269	
30 Pembuatan kelengkapan pengangkutan lain <i>Manufacture of other transport equipment</i>	12,945	14,103	3,735	3,295	3,011	4,062	
32 Pembuatan lain <i>Other manufacturing</i>	10,499	10,897	2,885	2,941	2,140	2,931	
33 Pembaikan dan pemasangan jentera dan kelengkapan <i>Repair and installation of machinery and equipment</i>	5,324	5,326	1,430	1,129	1,176	1,591	
Pembuatan	Jumlah						
Manufacturing	Total	1,346,620	1,554,738	368,234	377,735	381,793	426,976

(RM Juta/Million)

2022		2021		2022		2021							
Q1	Q2	Q3	(Jan. - Nov.)	(Jan. - Nov.)	Jan.	Feb.	Mac	Apr.	Mei	Jun	Jul.	Ogo.	Sep.
68,843	85,782	82,569	258,602	292,304	19,772	19,642	19,805	24,322	23,763	25,570	23,110	23,428	26,525
64,627	81,963	78,651	246,393	277,512	18,473	18,360	18,404	23,034	22,704	24,998	22,455	22,584	25,481
3,198	3,034	3,237	9,652	11,685	979	981	1,049	1,004	821	499	578	790	908
1,018	785	681	2,556	3,107	320	301	352	284	237	72	77	54	135
6,095	5,679	5,699	19,863	21,520	1,907	1,848	1,886	1,797	1,717	1,684	1,642	1,677	1,727
2,959	2,900	2,845	9,715	10,635	858	835	900	882	862	934	858	838	845
2,456	2,211	2,224	8,185	8,494	824	801	766	730	686	640	680	702	715
680	568	630	1,963	2,391	224	212	220	184	169	110	103	137	167
23,179	19,246	19,955	68,887	77,336	7,006	6,712	7,336	6,372	5,455	4,634	4,476	5,842	6,451
7,805	5,092	5,771	20,457	23,449	2,293	2,177	2,412	1,884	1,265	1,016	1,012	1,744	1,953
6,810	7,041	7,246	23,609	25,888	1,947	1,965	2,268	2,221	2,079	2,084	2,049	2,195	2,232
3,547	3,273	3,216	10,874	12,430	1,136	1,091	1,064	1,062	934	687	801	935	971
5,017	3,840	3,722	13,947	15,570	1,631	1,478	1,593	1,206	1,177	847	614	968	1,294
108,256	124,184	137,924	394,821	458,084	32,617	30,649	35,385	37,391	36,714	37,642	38,594	36,647	35,628
45,669	60,286	75,616	159,106	229,264	11,805	10,576	11,133	14,568	14,947	14,715	16,463	16,084	15,545
29,024	26,612	27,982	92,577	101,728	8,703	8,570	9,116	7,417	7,405	8,343	8,308	8,817	8,461
2,412	2,501	2,695	8,407	9,347	660	700	756	722	695	843	766	799	839
31,151	34,784	31,632	134,732	117,745	11,449	10,803	14,380	14,684	13,667	13,742	13,058	10,947	10,782
44,454	39,918	39,328	134,494	152,612	14,198	13,230	13,577	13,219	11,643	8,823	8,520	10,766	12,668
13,189	11,820	11,699	38,538	44,823	4,222	3,969	4,148	3,709	3,417	2,678	2,662	2,946	3,157
14,558	11,987	12,496	44,576	49,134	4,562	4,287	4,346	4,216	3,416	2,663	2,488	3,871	4,876
16,707	16,111	15,133	51,379	58,654	5,414	4,975	5,084	5,295	4,811	3,482	3,370	3,950	4,634
135,344	139,578	152,431	437,222	531,367	38,267	37,691	39,105	37,685	35,029	39,643	36,823	40,942	43,702
112,206	114,312	125,955	354,374	438,700	31,435	31,219	32,309	29,877	27,850	31,648	30,008	32,876	35,547
12,827	13,461	14,995	43,841	51,175	3,739	3,363	3,566	3,934	3,667	4,090	3,750	4,271	4,360
10,312	11,805	11,481	39,006	41,493	3,092	3,108	3,230	3,873	3,512	3,904	3,066	3,794	3,795
29,128	29,103	29,656	96,938	111,182	9,121	8,642	9,840	9,859	8,404	6,366	6,767	7,235	8,622
20,785	20,710	21,536	69,475	80,098	6,392	6,170	6,991	6,894	6,015	4,355	4,976	5,182	6,140
3,833	3,742	3,651	12,759	14,258	1,266	1,129	1,339	1,337	994	964	866	1,031	1,114
2,993	3,406	3,174	9,898	11,635	997	909	978	1,148	1,067	726	593	655	891
1,517	1,244	1,295	4,807	5,191	466	433	531	481	328	321	332	366	477
415,298	443,489	467,562	1,410,828	1,644,406	122,887	118,412	126,935	130,646	122,726	124,363	119,934	126,536	135,323

Jadual **1.1a** : Nilai Jualan Sektor Pembuatan Mengikut Subsektor (samb.)
 Table **1.1a** : Sales Value of Manufacturing Sector by Sub-sector (cont.)

Subsektor Sub-sector	2021				
	Okt.	Nov.	Dis.	Jan.	
1. Makanan, minuman dan tembakau <i>Food, beverages and tobacco</i>	26,644	26,020	25,316	23,842	
10 Pembuatan produk makanan <i>Manufacture of food products</i>	25,183	24,716	23,956	22,472	
11 Pembuatan minuman <i>Manufacture of beverages</i>	1,067	975	977	1,042	
12 Pembuatan produk tembakau <i>Manufacture of tobacco products</i>	393	330	384	327	
2. Tekstil, pakaian, kulit dan kasut <i>Textiles, wearing apparel, leather and footwear</i>	1,949	2,029	2,090	2,067	
13 Pembuatan tekstil <i>Manufacture of textiles</i>	920	981	1,012	1,012	
14 Pembuatan pakaian <i>Manufacture of wearing apparel</i>	818	823	852	825	
15 Pembuatan produk kulit dan barangan bfrkaitan <i>Manufacture of leather and related products</i>	211	225	226	230	
3. Produk kayu, perabot, keluaran kertas dan percetakan <i>Wood products, furniture, paper products and printing</i>	6,996	7,607	7,607	7,922	
16 Pembuatan kayu dan produk kayu dan gabus, kecuali perabot; pembuatan bagi artikel jerami dan bahan-bahan anyaman <i>Manufacture of wood and products of wood and cork, except furniture; manufacture of articles of straw and plaiting materials</i>	2,235	2,467	2,571	2,679	
17 Pembuatan kertas dan produk kertas <i>Manufacture of paper and paper products</i>	2,284	2,285	2,179	2,258	
18 Percetakan dan penerbitan semula media rakaman <i>Printing and reproduction of recorded media</i>	983	1,210	1,224	1,223	
31 Pembuatan perabot <i>Manufacture of furniture</i>	1,494	1,646	1,633	1,761	
4. Petroleum, kimia, getah dan plastik <i>Petroleum, chemical, rubber and plastic</i>	35,765	37,790	37,299	37,725	
19 Pembuatan kok dan produk petroleum bfrtapis <i>Manufacture of coke and refined petroleum products</i>	15,666	17,604	16,452	17,255	
20 Pembuatan kimia dan produk kimia <i>Manufacture of chemicals and chemical products</i>	8,560	8,877	9,751	9,640	
21 Pembuatan produk farmaseutikal asas, kimia perubatan dan botani <i>Manufacture of basic pharmaceutical products and pharmaceutical preparations</i>	818	807	778	819	
22 Pembuatan produk getah dan plastik <i>Manufacture of rubber and plastics products</i>	10,720	10,501	10,318	10,012	
5. Produk mineral bukan logam, logam asas dan produk logam yang direka <i>Non-metallic mineral products, basic metal and fabricated metal</i>	13,570	14,279	14,851	15,328	
23 Pembuatan produk galian bukan logam lain <i>Manufacture of other non-metallic mineral products</i>	3,559	4,073	4,235	4,425	
24 Pembuatan logam asas <i>Manufacture of basic metals</i>	4,920	4,931	4,989	5,005	
25 Pembuatan produk logam, kecuali mesin dan kelengkapan <i>Manufacture of fabricated metal products, except machinery and equipment</i>	5,090	5,275	5,627	5,899	
6. Produk elektrik dan elektronik <i>Electrical and electronic products</i>	45,080	43,256	45,976	42,314	
26 Pembuatan komputer, produk elektronik dan optikal <i>Manufacture of computer, electronics and optical products</i>	36,676	34,928	37,551	34,327	
27 Pembuatan kelengkapan elektrik <i>Manufacture of electrical equipment</i>	4,586	4,514	4,648	4,383	
28 Pembuatan jentera dan peralatan t.t.t.l. <i>Manufacture of machinery and equipment n.e.c.</i>	3,818	3,814	3,776	3,605	
7. Kelengkapan pengangkutan dan pembuatan lain <i>Transport equipment and other manufactures</i>	10,651	11,431	10,771	9,788	
29 Pembuatan kenderaan bfrmotor, treler dan semi treler <i>Manufacture of motor vehicles, trailers and semi-trailers</i>	7,901	8,460	7,908	6,931	
30 Pembuatan kelengkapan pengangkutan lain <i>Manufacture of other transport equipment</i>	1,303	1,415	1,344	1,299	
32 Pembuatan lain <i>Other manufacturing</i>	941	991	999	1,047	
33 Pembaikan dan pemasangan jentera dan kelengkapan <i>Repair and installation of machinery and equipment</i>	506	565	519	511	
Pembuatan <i>Manufacturing</i>	Jumlah <i>Total</i>	140,655	142,411	143,911	138,986

2022									
Feb.	Mac	Apr.	Mei	Jun	Jul.	Ogo.	Sep.	Okt.	Nov.
22,349	22,652	27,949	28,597	29,236	26,431	27,728	28,410	27,863	27,247
20,973	21,181	26,467	27,423	28,073	25,172	26,370	27,109	26,423	25,848
1,046	1,110	1,153	936	946	1,043	1,114	1,080	1,140	1,076
330	361	329	239	218	216	243	222	301	323
1,991	2,037	1,946	1,850	1,884	1,896	1,908	1,895	1,965	2,083
959	988	963	928	1,009	975	950	920	947	983
809	822	787	736	689	732	744	748	770	834
223	227	196	186	186	189	215	227	247	266
7,258	8,000	7,205	6,107	5,934	5,992	6,741	7,222	7,320	7,636
2,385	2,741	2,135	1,499	1,458	1,465	2,068	2,238	2,364	2,417
2,143	2,409	2,477	2,251	2,312	2,331	2,456	2,459	2,442	2,350
1,165	1,158	1,159	1,053	1,061	1,072	1,054	1,090	1,070	1,323
1,564	1,691	1,433	1,305	1,102	1,123	1,163	1,436	1,444	1,547
32,920	37,610	39,912	39,543	44,730	45,973	46,633	45,318	44,279	43,441
13,325	15,090	17,952	18,912	23,423	24,989	25,665	24,961	24,433	23,259
9,437	9,947	8,803	8,684	9,126	9,132	9,704	9,146	8,766	9,344
764	829	834	752	915	888	893	914	879	860
9,395	11,744	12,322	11,195	11,266	10,964	10,371	10,296	10,202	9,977
14,309	14,816	14,454	12,833	12,631	12,285	13,172	13,871	14,185	14,728
4,263	4,501	4,187	3,792	3,842	3,908	3,955	3,836	3,830	4,285
4,695	4,858	4,648	3,860	3,479	3,348	4,154	4,994	5,054	5,040
5,351	5,457	5,619	5,182	5,310	5,028	5,063	5,041	5,301	5,404
43,785	49,245	46,114	43,761	49,702	46,422	51,511	54,497	52,549	51,466
36,431	41,448	37,516	35,887	40,908	38,080	42,451	45,424	43,597	42,630
4,018	4,426	4,552	4,206	4,704	4,696	5,109	5,190	5,059	4,832
3,336	3,372	4,046	3,668	4,091	3,647	3,951	3,883	3,893	4,003
9,091	10,250	10,363	9,353	9,387	9,433	9,743	10,481	10,703	12,592
6,520	7,334	7,258	6,715	6,737	6,904	7,101	7,532	7,646	9,421
1,167	1,366	1,425	1,122	1,195	1,174	1,189	1,288	1,519	1,513
960	986	1,154	1,158	1,095	988	1,049	1,137	998	1,064
443	563	526	358	360	367	404	524	541	594
131,703	144,610	147,942	142,043	153,503	148,431	157,436	161,694	158,864	159,194

Subsektor Sub-sector	2020	2021	2021				2022			2021 (Jan. - Nov.)	
			Q1	Q2	Q3	Q4	Q1	Q2	Q3		
1. Makanan, minuman dan tembakau Food, beverages and tobacco	7.5	12.7	10.4	14.1	8.8	17.0	16.3	16.5	13.0	12.1	
10 Pembuatan produk makanan <i>Manufacture of food products</i>	9.9	12.9	11.4	12.3	10.6	17.1	17.0	15.9	11.5	12.3	
11 Pembuatan minuman <i>Manufacture of beverages</i>	-24.5	12.0	-1.9	66.6	-6.5	16.5	6.3	30.5	42.2	12.4	
12 Pembuatan produk tembakau <i>Manufacture of tobacco products</i>	-21.7	-3.9	2.9	222.9	-71.5	11.1	4.7	32.1	155.9	-5.5	
2. Tekstil, pakaian, kulit dan kasut Textiles, wearing apparel, leather and footwear	-11.8	10.8	2.0	44.1	0.6	7.1	8.0	9.2	12.9	11.2	
13 Pembuatan tekstil <i>Manufacture of textiles</i>	-11.9	21.0	4.1	69.8	12.9	14.3	14.1	8.3	11.9	21.4	
14 Pembuatan pakaian <i>Manufacture of wearing apparel</i>	-10.0	3.0	-0.4	23.8	-5.3	-0.1	2.7	7.5	6.1	3.6	
15 Pembuatan produk kulit dan barangan berkaitan <i>Manufacture of leather and related products</i>	-18.0	0.6	2.8	25.6	-25.7	6.6	3.6	22.6	54.5	0.3	
3. Produk kayu, perabot, keluaran kertas dan percetakan Wood products, furniture, paper products and printing	-11.9	5.3	2.1	42.8	-15.3	7.5	10.1	16.9	19.0	4.9	
16 Pembuatan kayu dan produk kayu dan gabus, kecuali perabot; pembuatan bagi artikel jerami dan bahan-bahan anyaman <i>Manufacture of wood and products of wood and cork, except furniture; manufacture of articles of straw and plaiting materials</i>	-24.0	3.4	-7.0	81.0	-21.6	10.7	13.4	22.3	22.6	2.3	
17 Pembuatan kertas dan produk kertas <i>Manufacture of paper and paper products</i>	-2.1	15.8	10.7	29.4	10.0	14.9	10.2	10.3	11.9	15.8	
18 Percetakan dan penerbitan semula media rakaman <i>Printing and reproduction of recorded media</i>	-8.3	4.9	3.8	42.7	-15.0	3.5	7.8	22.0	18.8	4.3	
31 Pembuatan perabot <i>Manufacture of furniture</i>	-7.3	-5.7	5.1	33.7	-39.0	-2.9	6.7	18.9	29.4	-6.4	
4. Petroleum, kimia, getah dan plastik Petroleum, chemical, rubber and plastic	-2.5	27.5	8.1	46.3	34.2	25.2	9.7	11.1	24.4	28.2	
19 Pembuatan kok dan produk petroleum bertapis <i>Manufacture of coke and refined petroleum products</i>	-14.0	36.6	-17.6	59.8	66.8	58.9	36.3	36.3	57.2	35.6	
20 Pembuatan kimia dan produk kimia <i>Manufacture of chemicals and chemical products</i>	-12.1	12.9	3.9	17.2	15.9	16.4	10.0	14.9	9.4	12.7	
21 Pembuatan produk farmaseutikal asas, kimia perubatan dan botani <i>Manufacture of basic pharmaceutical products and pharmaceutical preparations</i>	16.2	17.1	19.8	12.7	13.9	22.7	13.9	10.7	12.1	16.5	
22 Pembuatan produk getah dan plastik <i>Manufacture of rubber and plastics products</i>	26.8	29.6	56.0	56.5	17.6	-1.3	-15.0	-17.4	-9.1	33.1	
5. Produk mineral bukan logam, logam asas dan produk logam yang direka Non-metallic mineral products, basic metal and fabricated metal products	-15.3	7.1	0.6	47.8	-11.9	7.7	8.4	18.5	23.1	7.1	
23 Pembuatan produk galian bukan logam lain <i>Manufacture of other non-metallic mineral products</i>	-18.5	6.4	1.8	66.8	-17.0	2.0	6.9	20.6	33.5	6.8	
24 Pembuatan logam asas <i>Manufacture of basic metals</i>	-12.0	8.0	0.5	51.7	-10.2	10.2	10.3	16.4	11.2	7.7	
25 Pembuatan produk logam, kecuali mesin dan kelengkapan <i>Manufacture of fabricated metal products, except machinery and equipment</i>	-15.5	6.8	-0.2	34.2	-9.4	9.8	8.0	18.6	26.6	6.7	
6. Produk elektrik dan elektronik Electrical and electronic products	-0.5	14.5	11.1	30.0	2.9	17.7	17.6	24.2	25.5	14.0	
26 Pembuatan komputer, produk elektronik dan optikal <i>Manufacture of computer, electronics and optical products</i>	-0.2	14.2	12.4	28.3	2.5	17.4	18.2	27.9	28.0	13.8	
27 Pembuatan kelengkapan elektrik <i>Manufacture of electrical equipment</i>	-2.7	15.1	5.7	38.9	2.7	18.9	20.2	15.1	21.1	14.2	
28 Pembuatan jentera dan peralatan t.t.t.l. <i>Manufacture of machinery and equipment n.e.c.</i>	-0.3	16.2	5.7	35.1	6.8	19.1	9.3	4.6	7.7	16.0	
7. Kelengkapan pengangkutan dan pembuatan lain Transport equipment and other manufactures	1.4	5.9	15.2	47.3	-24.4	5.6	5.5	18.2	31.1	6.9	
29 Pembuatan kenderaan bermotor, treler dan semi treler <i>Manufacture of motor vehicles, trailers and semi-trailers</i>	6.7	6.0	22.7	47.3	-26.8	5.2	6.3	20.0	32.1	7.6	
30 Pembuatan kelengkapan pengangkutan lain <i>Manufacture of other transport equipment</i>	-12.5	8.9	-0.8	50.4	-7.0	8.3	2.6	13.6	21.2	8.9	
32 Pembuatan lain <i>Other manufacturing</i>	-5.9	3.8	1.3	51.0	-25.8	3.9	3.8	15.8	48.3	3.6	
33 Pembaikan dan pemasangan jentera dan kelengkapan <i>Repair and installation of machinery and equipment</i>	-11.3	0.0	0.6	29.8	-24.8	8.3	6.1	10.1	10.2	-1.2	
Pembuatan Manufacturing	Jumlah Total	-2.1	15.5	8.5	33.9	6.4	16.5	12.8	17.4	22.5	15.4

(%)

2022	2021												2022										
(Jan. - Nov.)	Jan.	Feb.	Mac	Apr.	Mei	Jun	Jul.	Ogo.	Sep.	Okt.	Nov.	Dis.	Jan.	Feb.	Mac	Apr.	Mei	Jun	Jul.	Ogo.	Sep.	Okt.	Nov.
13.0	7.7	9.0	14.9	20.4	13.8	9.0	7.1	7.0	12.0	11.8	20.7	19.0	20.6	13.8	14.4	14.9	20.3	14.3	14.4	18.4	7.1	4.6	4.7
12.6	8.9	9.9	15.4	16.1	11.2	10.0	9.3	8.8	13.3	11.2	21.0	19.7	21.7	14.2	15.1	14.9	20.8	12.3	12.1	16.8	6.4	4.9	4.6
21.1	-9.4	-4.1	8.9	177.0	88.0	-16.2	-19.1	-7.4	4.8	24.3	17.2	8.5	6.4	6.6	5.8	14.8	13.9	89.4	80.6	40.9	18.9	6.8	10.4
21.6	1.7	1.2	5.4	4,736.7	641.2	-50.5	-75.2	-81.2	-59.9	17.4	7.6	8.3	2.3	9.6	2.6	15.6	0.5	200.5	179.5	353.6	63.9	-23.6	-2.1
8.3	-0.4	-1.0	7.9	143.0	38.3	3.6	-0.5	1.9	0.5	3.7	10.9	6.9	8.4	7.7	8.0	8.3	7.7	11.8	15.4	13.8	9.7	0.8	2.7
9.5	0.1	-1.8	15.0	187.6	52.7	32.4	18.4	9.7	11.0	7.9	18.2	16.9	17.9	14.8	9.7	9.2	7.7	8.0	13.6	13.4	8.9	3.0	0.2
3.8	-1.2	-0.6	0.9	88.6	23.4	-10.9	-7.3	-1.1	-7.5	-1.8	3.8	-2.1	0.1	1.1	7.3	7.7	7.3	7.5	7.6	6.0	4.7	-5.8	1.3
21.8	1.3	0.8	6.6	303.9	39.2	-45.6	-46.1	-20.6	-9.4	8.4	8.5	3.1	2.4	5.1	3.4	6.4	9.6	69.9	82.8	56.7	35.3	16.9	18.6
12.3	-0.6	-1.8	8.8	215.0	68.1	-26.0	-31.1	-10.6	-4.6	2.0	10.5	10.0	13.1	8.1	9.0	13.1	11.9	28.1	33.9	15.4	12.0	4.6	0.4
14.6	-10.9	-11.0	1.3	1,192.4	434.9	-47.0	-48.3	-9.1	-8.4	6.2	13.0	12.5	16.8	9.6	13.6	13.4	18.5	43.5	44.9	18.6	14.6	5.8	-2.0
9.7	8.4	4.9	18.6	62.2	28.2	7.2	4.9	11.9	13.2	13.6	15.9	15.2	16.0	9.1	6.2	11.5	8.3	11.0	13.8	11.9	10.1	6.9	2.8
14.3	1.7	2.5	7.6	169.9	49.2	-20.1	-21.7	-13.3	-10.2	-9.7	9.8	10.4	7.7	6.8	8.9	9.2	12.7	54.5	33.8	12.7	12.2	8.9	9.4
11.6	4.3	2.0	8.9	956.3	54.5	-45.0	-60.8	-38.6	-17.8	-9.8	1.0	0.2	8.0	5.8	6.2	18.8	10.8	30.2	82.8	20.2	11.0	-3.3	-6.0
16.0	2.7	6.2	15.3	49.1	48.7	41.6	42.3	31.4	29.2	27.0	29.0	19.9	15.7	7.4	6.3	6.7	7.7	18.8	19.1	27.2	27.2	23.8	15.0
44.1	-21.2	-16.8	-14.1	46.8	70.9	63.3	75.7	60.8	64.2	64.8	69.1	44.5	46.2	26.0	35.5	23.2	26.5	59.2	51.8	59.6	60.6	56.0	32.1
9.9	1.0	4.0	6.8	23.9	14.2	14.3	13.2	19.0	15.5	18.3	15.4	15.5	10.8	10.1	9.1	18.7	17.3	9.4	9.9	10.1	8.1	2.4	5.3
11.2	16.7	20.5	21.9	16.2	7.8	13.9	10.4	12.3	19.0	21.7	22.1	24.4	24.0	9.1	9.6	15.4	8.3	8.5	15.9	11.7	8.9	7.4	6.7
-12.6	50.8	47.8	67.7	71.7	55.1	44.1	34.2	12.1	7.0	-0.3	-0.2	-3.2	-12.6	-13.0	-18.3	-16.1	-18.1	-18.0	-16.0	-5.3	-4.5	-4.8	-5.0
13.5	-0.8	-2.1	5.1	192.9	57.1	-18.8	-27.4	-10.7	1.5	6.3	9.5	7.2	8.0	8.2	9.1	9.3	10.2	43.2	44.2	22.3	9.5	4.5	3.1
16.3	-0.2	-1.5	7.4	294.8	75.2	-10.4	-23.7	-16.3	-11.1	-2.3	4.9	3.1	4.8	7.4	8.5	12.9	11.0	43.5	46.8	34.3	21.5	7.6	5.2
10.2	-0.2	-2.7	4.8	251.0	99.6	-31.2	-36.5	-5.2	8.1	8.5	11.0	11.2	9.7	9.5	11.8	10.3	13.0	30.6	34.6	7.3	2.4	2.7	2.2
14.2	-1.8	-2.1	3.6	123.2	28.3	-13.0	-22.1	-11.3	4.9	10.9	11.8	7.2	9.0	7.6	7.3	6.1	7.7	52.5	49.2	28.2	8.8	4.1	2.4
21.5	6.4	10.3	17.0	80.2	31.0	2.2	-8.7	6.9	10.8	16.8	17.8	18.4	10.6	16.2	25.9	22.4	24.9	25.4	26.1	25.8	24.7	16.6	19.0
23.8	7.0	12.0	18.5	75.7	29.1	1.7	-8.2	6.1	9.9	17.1	17.4	17.7	9.2	16.7	28.3	25.6	28.9	29.3	26.9	29.1	27.8	18.9	22.1
16.7	3.8	1.9	11.7	100.3	40.5	6.4	-8.6	5.7	11.7	13.3	19.1	25.0	17.2	19.5	24.1	15.7	14.7	15.0	25.2	19.6	19.0	10.3	7.1
6.4	3.7	4.3	9.3	98.8	37.5	1.4	-13.2	16.7	18.9	19.0	20.7	17.6	16.6	7.3	4.4	4.5	4.4	4.8	18.9	4.1	2.3	2.0	5.0
14.7	5.5	8.2	34.2	332.4	59.5	-30.6	-34.0	-28.6	-9.8	7.4	8.2	1.4	7.3	5.2	4.2	5.1	11.3	47.5	39.4	34.7	21.6	0.5	10.2
15.3	9.7	13.7	49.4	385.6	65.8	-34.7	-35.8	-31.5	-11.6	8.9	8.1	-0.9	8.4	5.7	4.9	5.3	11.6	54.7	38.7	37.0	22.7	-3.2	11.4
11.7	-5.1	-4.9	7.6	259.8	29.7	-8.4	-17.7	-3.8	0.2	6.3	9.4	9.0	2.7	3.4	2.0	6.6	12.8	24.0	35.6	15.3	15.6	16.6	7.0
17.5	-1.8	-2.8	9.1	239.2	61.6	-23.5	-36.3	-32.8	-8.8	0.4	5.9	5.5	4.9	5.6	0.8	0.5	8.5	50.7	66.5	60.0	27.6	6.0	7.4
8.0	-1.4	-0.9	3.8	219.4	52.7	-36.5	-36.6	-29.3	-8.5	1.8	9.8	13.7	9.6	2.4	6.1	9.4	9.0	12.3	10.5	10.3	9.8	6.8	5.1
16.6	4.1	6.4	15.3	72.5	37.2	6.5	0.6	6.8	11.6	15.3	18.8	15.5	13.1	11.2	13.9	13.2	15.7	23.4	23.8	24.4	19.5	12.9	11.8

Jadual **1.1c** : Nilai Jualan Sektor Pembuatan Mengikut Subsektor: Perubahan Peratusan Bulanan/Suku Tahunan
 Table **1.1c** : Sales Value of Manufacturing Sector by Sub-sector: Monthly/Quarterly Percentage Change

Subsektor Sub-sector	2021				2022				Jan.	Feb.	Mac
	Q1	Q2	Q3	Q4	Q1	Q2	Q3				
1. Makanan, minuman dan tembakau	-11.2	24.4	-0.8	6.7	-11.7	24.6	-3.7	-7.1	-0.7	0.8	
Food, beverages and tobacco											
10 Pembuatan produk makanan <i>Manufacture of food products</i>	-12.4	28.1	-0.3	4.7	-12.5	26.8	-4.0	-7.7	-0.6	0.2	
11 Pembuatan minuman <i>Manufacture of beverages</i>	16.2	-22.7	-2.1	32.6	5.9	-5.1	6.7	8.8	0.1	7.0	
12 Pembuatan produk tembakau <i>Manufacture of tobacco products</i>	-2.4	-38.9	-55.2	316.2	-8.1	-22.9	-13.2	-9.9	-5.8	16.9	
2. Tekstil, pakaian, kulit dan kasut	-0.4	-7.8	-2.9	20.2	0.4	-6.8	0.3	-2.5	-3.1	2.1	
Textiles, wearing apparel, leather and footwear											
13 Pembuatan tekstil <i>Manufacture of textiles</i>	1.8	3.3	-5.1	14.6	1.6	-2.0	-1.9	-0.9	-2.7	7.8	
14 Pembuatan pakaian <i>Manufacture of wearing apparel</i>	-4.2	-14.0	1.9	18.9	-1.5	-10.0	0.6	-5.3	-2.9	-4.3	
15 Pembuatan produk kulit dan barangan berkaitan <i>Manufacture of leather and related products</i>	5.6	-29.4	-12.0	62.5	2.6	-16.5	10.9	2.2	-5.5	3.7	
3. Produk kayu, perabot, keluaran kertas dan percetakan	1.9	-21.8	1.9	32.4	4.4	-17.0	3.7	1.3	-4.2	9.3	
Wood products, furniture, paper products and printing											
16 Pembuatan kayu dan produk kayu dan gabus, kecuali perabot; pembuatan bagi artikel jerami dan bahan-bahan anyaman <i>Manufacture of wood and products of wood and cork, except furniture; manufacture of articles of straw and plaiting materials</i>	4.7	-39.5	13.1	54.5	7.3	-34.8	13.3	0.3	-5.0	10.8	
17 Pembuatan kertas dan produk kertas <i>Manufacture of paper and paper products</i>	5.2	3.3	1.4	4.2	0.9	3.4	2.9	2.9	0.9	15.4	
18 Percetakan dan penerbitan semula media rakaman <i>Printing and reproduction of recorded media</i>	-0.3	-18.5	0.9	26.2	3.8	-7.7	-1.8	2.4	-3.9	-2.5	
31 Pembuatan perabot <i>Manufacture of furniture</i>	-4.3	-31.3	-11.0	65.9	5.1	-23.5	-3.1	0.04	-9.3	7.8	
4. Petroleum, kimia, getah dan plastik	11.4	13.3	-0.8	-0.01	-2.3	14.7	11.1	4.8	-6.0	15.5	
Petroleum, chemical, rubber and plastic											
19 Pembuatan kok dan produk petroleum bertapis <i>Manufacture of coke and refined petroleum products</i>	7.1	32.0	8.7	3.4	-8.2	32.0	25.4	3.7	-10.4	5.3	
20 Pembuatan kimia dan produk kimia <i>Manufacture of chemicals and chemical products</i>	12.9	-12.2	10.5	6.3	6.7	-8.3	5.1	3.1	-1.5	6.4	
21 Pembuatan produk farmaseutikal asas, kimia perubatan dan botani <i>Manufacture of basic pharmaceutical products and pharmaceutical preparations</i>	8.1	6.8	6.4	-0.1	0.4	3.7	7.7	5.6	6.1	8.0	
22 Pembuatan produk getah dan plastik <i>Manufacture of rubber and plastics products</i>	14.7	14.9	-17.4	-9.3	-1.2	11.7	-9.1	7.4	-5.6	33.1	
5. Produk mineral bukan logam, logam asas dan produk logam yang direka	3.4	-17.9	-5.1	33.6	4.1	-10.2	-1.5	2.5	-6.8	2.6	
Non-metallic mineral products, basic metal and fabricated metal products											
23 Pembuatan produk galian bukan logam lain <i>Manufacture of other non-metallic mineral products</i>	6.1	-20.5	-10.6	35.4	11.1	-10.4	-1.0	2.7	-6.0	4.5	
24 Pembuatan logam asas <i>Manufacture of basic metals</i>	-2.0	-22.0	9.1	32.1	-1.9	-17.7	4.3	1.7	-6.0	1.4	
25 Pembuatan produk logam, kecuali mesin dan kelengkapan <i>Manufacture of fabricated metal products, except machinery and equipment</i>	6.3	-12.2	-12.0	33.8	4.5	-3.6	-6.1	3.1	-8.1	2.2	
6. Produk elektrik dan elektronik	0.8	-2.4	8.1	10.6	0.8	3.1	9.2	-1.5	-1.5	3.8	
Electrical and electronic products											
26 Pembuatan komputer, produk elektronik dan optikal <i>Manufacture of computer, electronics and optical products</i>	2.1	-5.9	10.1	10.9	2.8	1.9	10.2	-1.5	-0.7	3.5	
27 Pembuatan kelengkapan elektrik <i>Manufacture of electrical equipment</i>	-7.7	9.6	5.9	11.0	-6.7	4.9	11.4	0.5	-10.0	6.0	
28 Pembuatan jentera dan peralatan t.t.t.l. <i>Manufacture of machinery and equipment n.e.c.</i>	-1.6	19.7	-5.6	7.1	-9.6	14.5	-2.7	-3.7	0.5	3.9	
7. Kelengkapan pengangkutan dan pembuatan lain	-11.3	-10.8	-8.1	45.2	-11.3	-0.1	1.9	-14.1	-5.3	13.9	
Transport equipment and other manufactures											
29 Pembuatan kenderaan bermotor, treler dan semi treler <i>Manufacture of motor vehicles, trailers and semi-trailers</i>	-15.2	-11.7	-5.6	48.9	-14.4	-0.4	4.0	-19.9	-3.5	13.3	
30 Pembuatan kelengkapan pengangkutan lain <i>Manufacture of other transport equipment</i>	-0.5	-11.8	-8.6	34.9	-5.6	-2.4	-2.5	2.7	-10.8	18.6	
32 Pembuatan lain <i>Other manufacturing</i>	2.3	2.0	-27.3	37.0	2.1	13.8	-6.8	5.3	-8.8	7.6	
33 Pembaikan dan pemasangan jentera dan kelengkapan <i>Repair and installation of machinery and equipment</i>	-2.7	-21.0	4.1	35.3	-4.6	-18.0	4.1	2.0	-7.1	22.6	
Pembuatan <i>Manufacturing</i>	Jumlah <i>Total</i>	0.5	2.6	1.1	11.8	-2.7	6.8	5.4	-1.4	-3.6	7.2

(%)

2021												2022							
Apr.	Mei	Jun	Jul.	Ogo.	Sep.	Okt.	Nov.	Dis.	Jan.	Feb.	Mac	Apr.	Mei	Jun	Jul.	Ogo.	Sep.	Okt.	Nov.
22.8	-2.3	7.6	-9.6	1.4	13.2	0.4	-2.3	-2.7	-5.8	-6.3	1.4	23.4	2.3	2.2	-9.6	4.9	2.5	-1.9	-2.2
25.2	-1.4	10.1	-10.2	0.6	12.8	-1.2	-1.9	-3.1	-6.2	-6.7	1.0	25.0	3.6	2.4	-10.3	4.8	2.8	-2.5	-2.2
-4.3	-18.2	-39.2	15.7	36.8	14.9	17.5	-8.7	0.2	6.7	0.3	6.1	3.9	-18.9	1.1	10.3	6.8	-3.1	5.6	-5.6
-19.2	-16.5	-69.5	6.8	-30.5	151.9	191.0	-16.1	16.4	-14.9	1.0	9.4	-9.0	-27.4	-8.8	-0.7	12.7	-9.0	35.7	7.5
-4.7	-4.4	-1.9	-2.5	2.1	3.0	12.8	4.1	3.0	-1.1	-3.7	2.3	-4.5	-4.9	1.8	0.6	0.7	-0.7	3.7	6.0
-2.0	-2.4	8.4	-8.1	-2.3	0.9	8.8	6.7	3.2	-0.1	-5.2	3.0	-2.5	-3.6	8.7	-3.4	-2.5	-3.1	2.9	3.8
-4.6	-6.1	-6.6	6.2	3.1	1.8	14.5	0.6	3.5	-3.1	-2.0	1.5	-4.3	-6.5	-6.4	6.3	1.6	0.6	2.9	8.2
-16.3	-7.9	-35.3	-5.8	32.6	22.2	26.3	6.2	0.7	1.5	-3.0	2.0	-13.9	-5.1	0.3	1.3	13.7	5.6	9.2	7.7
-13.1	-14.4	-15.1	-3.4	30.5	10.4	8.5	8.7	0.0	4.1	-8.4	10.2	-9.9	-15.2	-2.8	1.0	12.5	7.1	1.4	4.3
-21.9	-32.9	-19.7	-0.4	72.4	12.0	14.4	10.4	4.2	4.2	-11.0	14.9	-22.1	-29.8	-2.7	0.5	41.1	8.2	5.6	2.2
-2.1	-6.4	0.2	-1.7	7.1	1.7	2.3	0.01	-4.6	3.6	-5.1	12.4	2.8	-9.1	2.7	0.8	5.4	0.1	-0.7	-3.8
-0.2	-12.0	-26.4	16.6	16.7	3.8	1.2	23.1	1.2	-0.1	-4.7	-0.6	0.1	-9.2	0.8	1.0	-1.7	3.4	-1.8	23.6
-24.3	-2.4	-28.1	-27.4	57.5	33.7	15.4	10.2	-0.8	7.9	-11.2	8.1	-15.3	-9.0	-15.5	1.9	3.6	23.5	0.6	7.1
5.7	-1.8	2.5	2.5	-5.0	-2.8	0.4	5.7	-1.3	1.1	-12.7	14.2	6.1	-0.9	13.1	2.8	1.4	-2.8	-2.3	-1.9
30.9	2.6	-1.6	11.9	-2.3	-3.3	0.8	12.4	-6.5	4.9	-22.8	13.2	19.0	5.3	23.9	6.7	2.7	-2.7	-2.1	-4.8
-18.6	-0.1	12.7	-0.4	6.1	-4.0	1.2	3.7	9.8	-1.1	-2.1	5.4	-11.5	-1.4	5.1	0.1	6.3	-5.8	-4.2	6.6
-4.5	-3.8	21.3	-9.2	4.4	5.0	-2.5	-1.4	-3.5	5.3	-6.7	8.5	0.6	-9.8	21.6	-3.0	0.6	2.4	-3.9	-2.1
2.1	-6.9	0.5	-5.0	-16.2	-1.5	-0.6	-2.0	-1.7	-3.0	-6.2	25.0	4.9	-9.1	0.6	-2.7	-5.4	-0.7	-0.9	-2.2
-2.6	-11.9	-24.2	-3.4	26.4	17.7	7.1	5.2	4.0	3.2	-6.6	3.5	-2.4	-11.2	-1.6	-2.7	7.2	5.3	2.3	3.8
-10.6	-7.9	-21.6	-0.6	10.6	7.2	12.7	14.4	4.0	4.5	-3.6	5.6	-7.0	-9.4	1.3	1.7	1.2	-3.0	-0.2	11.9
-3.0	-19.0	-22.0	-6.6	55.6	26.0	0.9	0.2	1.2	0.3	-6.2	3.5	-4.3	-17.0	-9.9	-3.8	24.1	20.2	1.2	-0.3
4.2	-9.2	-27.6	-3.2	17.2	17.3	9.8	3.6	6.7	4.8	-9.3	2.0	3.0	-7.8	2.5	-5.3	0.7	-0.4	5.1	1.9
-3.6	-7.0	13.2	-7.1	11.2	6.7	3.2	-4.0	6.3	-8.0	3.5	12.5	-6.4	-5.1	13.6	-6.6	11.0	5.8	-3.6	-2.1
-7.5	-6.8	13.6	-5.2	9.6	8.1	3.2	-4.8	7.5	-8.6	6.1	13.8	-9.5	-4.3	14.0	-6.9	11.5	7.0	-4.0	-2.2
10.3	-6.8	11.5	-8.3	13.9	2.1	5.2	-1.6	3.0	-5.7	-8.3	10.1	2.8	-7.6	11.8	-0.2	8.8	1.6	-2.5	-4.5
19.9	-9.3	11.2	-21.5	23.8	0.02	0.6	-0.1	-1.0	-4.6	-7.5	1.1	20.0	-9.4	11.5	-10.9	8.3	-1.7	0.2	2.8
0.2	-14.8	-24.3	6.3	6.9	19.2	23.5	7.3	-5.8	-9.1	-7.1	12.7	1.1	-9.7	0.4	0.5	3.3	7.6	2.1	17.7
-1.4	-12.7	-27.6	14.3	4.1	18.5	28.7	7.1	-6.5	-12.4	-5.9	12.5	-1.0	-7.5	0.3	2.5	2.9	6.1	1.5	23.2
-0.2	-25.6	-3.1	-10.1	19.1	8.0	17.0	8.6	-5.0	-3.3	-10.2	17.0	4.3	-21.2	6.5	-1.8	1.2	8.3	18.0	-0.4
17.4	-7.1	-31.9	-18.3	10.5	35.9	5.6	5.3	0.8	4.8	-8.3	2.7	17.0	0.3	-5.4	-9.8	6.2	8.4	-12.3	6.6
-9.5	-31.7	-2.3	3.6	10.3	30.3	6.1	11.7	-8.1	-1.7	-13.3	27.1	-6.6	-32.0	0.6	1.9	10.1	29.7	3.2	9.9
2.9	-6.1	1.3	-3.6	5.5	6.9	3.9	1.2	1.1	-3.4	-5.2	9.8	2.3	-4.0	8.1	-3.3	6.1	2.7	-1.8	0.2

Jadual **1.2a** : Bilangan Pekerja Bergaji Sektor Pembuatan Mengikut Subsektor
 Table **1.2a** : Number of Paid Employees of Manufacturing Sector by Sub-sector

Subsektor Sub-sector	2020	2021	2021				
			Q1	Q2	Q3	Q4	
1. Makanan, minuman dan tembakau Food, beverages and tobacco	290,799	297,901	298,808	298,494	299,079	297,901	
10 Pembuatan produk makanan <i>Manufacture of food products</i>	273,958	280,751	281,281	281,706	281,854	280,751	
11 Pembuatan minuman <i>Manufacture of beverages</i>	15,681	15,951	16,115	15,637	16,029	15,951	
12 Pembuatan produk tembakau <i>Manufacture of tobacco products</i>	1,160	1,199	1,412	1,151	1,196	1,199	
2. Tekstil, pakaian, kulit dan kasut Textiles, wearing apparel, leather and footwear	80,451	82,500	81,540	78,971	78,901	82,500	
13 Pembuatan tekstil <i>Manufacture of textiles</i>	26,699	27,738	27,384	27,027	27,293	27,738	
14 Pembuatan pakaian <i>Manufacture of wearing apparel</i>	41,919	42,474	42,142	40,318	39,623	42,474	
15 Pembuatan produk kulit dan barangan berkaitan <i>Manufacture of leather and related products</i>	11,833	12,288	12,015	11,626	11,985	12,288	
3. Produk kayu, perabot, keluaran kertas dan percetakan Wood products, furniture, paper products and printing	284,313	293,945	286,710	278,262	287,981	293,945	
16 Pembuatan kayu dan produk kayu dan gabus, kecuali perabot; pembuatan bagi artikel jerami dan bahan-bahan anyaman <i>Manufacture of wood and products of wood and cork, except furniture; manufacture of articles of straw and plaiting materials</i>	91,127	93,465	90,158	88,825	93,126	93,465	
17 Pembuatan kertas dan produk kertas <i>Manufacture of paper and paper products</i>	54,294	56,213	55,320	54,235	54,814	56,213	
18 Percetakan dan penerbitan semula media rakaman <i>Printing and reproduction of recorded media</i>	65,015	67,428	65,618	63,077	62,499	67,428	
31 Pembuatan perabot <i>Manufacture of furniture</i>	73,877	76,839	75,614	72,124	77,542	76,839	
4. Petroleum, kimia, getah dan plastik Petroleum, chemical, rubber and plastic	417,319	420,316	423,964	427,330	422,651	420,316	
19 Pembuatan kok dan produk petroleum bertapis <i>Manufacture of coke and refined petroleum products</i>	16,623	17,093	17,207	16,812	17,148	17,093	
20 Pembuatan kimia dan produk kimia <i>Manufacture of chemicals and chemical products</i>	101,429	101,692	104,975	101,641	101,298	101,692	
21 Pembuatan produk farmaseutikal asas, kimia perubatan dan botani <i>Manufacture of basic pharmaceutical products and pharmaceutical preparations</i>	23,344	25,092	23,420	26,265	26,547	25,092	
22 Pembuatan produk getah dan plastik <i>Manufacture of rubber and plastics products</i>	275,924	276,438	278,363	282,612	277,659	276,438	
5. Produk mineral bukan logam, logam asas dan produk logam yang Non-metallic mineral products, basic metal and fabricated metal	368,721	373,358	373,885	362,525	365,349	373,358	
23 Pembuatan produk galian bukan logam lain <i>Manufacture of other non-metallic mineral products</i>	103,386	105,600	104,197	102,770	103,829	105,600	
24 Pembuatan logam asas <i>Manufacture of basic metals</i>	110,682	111,076	111,732	107,896	106,907	111,076	
25 Pembuatan produk logam, kecuali mesin dan kelengkapan <i>Manufacture of fabricated metal products, except machinery and equipment</i>	154,653	156,682	157,956	151,859	154,614	156,682	
6. Produk elektrik dan elektronik Electrical and electronic products	556,233	585,527	562,623	568,471	573,632	585,527	
26 Pembuatan komputer, produk elektronik dan optikal <i>Manufacture of computer, electronics and optical products</i>	365,538	390,477	370,468	376,557	381,683	390,477	
27 Pembuatan kelengkapan elektrik <i>Manufacture of electrical equipment</i>	98,712	102,080	99,658	98,270	100,361	102,080	
28 Pembuatan jentera dan peralatan t.t.t.l. <i>Manufacture of machinery and equipment n.e.c.</i>	91,983	92,969	92,497	93,644	91,587	92,969	
7. Kelengkapan pengangkutan dan pembuatan lain Transport equipment and other manufactures	201,360	206,071	206,014	201,366	203,813	206,071	
29 Pembuatan kenderaan bermotor, treler dan semi treler <i>Manufacture of motor vehicles, trailers and semi-trailers</i>	82,994	83,798	83,226	82,711	83,032	83,798	
30 Pembuatan kelengkapan pengangkutan lain <i>Manufacture of other transport equipment</i>	41,252	41,596	43,092	40,706	41,603	41,596	
32 Pembuatan lain <i>Other manufacturing</i>	37,138	39,222	38,583	37,931	38,175	39,222	
33 Pembaikan dan pemasangan jentera dan kelengkapan <i>Repair and installation of machinery and equipment</i>	39,976	41,456	41,113	40,018	41,003	41,456	
Pembuatan Manufacturing	Jumlah Total	2,199,195	2,259,619	2,233,545	2,215,420	2,231,406	2,259,619

2022		2021		2022		2021				
Q1	Q2	Q3	(Jan. - Nov.)	(Jan. - Nov.)	Jan.	Feb.	Mac	Apr.	Mei.	Jun
302,632	303,341	307,220	297,067	309,974	298,703	299,069	298,808	298,788	297,815	298,494
284,914	285,923	289,878	280,110	292,711	281,478	281,573	281,281	281,674	280,814	281,706
16,304	16,247	16,144	15,759	16,054	15,982	16,067	16,115	15,961	15,845	15,637
1,413	1,170	1,198	1,199	1,210	1,243	1,429	1,412	1,153	1,157	1,151
83,137	82,639	82,292	82,088	83,811	81,176	81,641	81,540	81,396	82,235	78,971
27,585	27,660	27,897	27,528	27,976	27,248	27,266	27,384	27,394	27,701	27,027
43,154	42,708	41,931	42,252	43,321	41,906	42,172	42,142	41,961	42,454	40,318
12,399	12,272	12,464	12,308	12,515	12,023	12,203	12,015	12,041	12,081	11,626
295,043	294,663	295,302	295,057	300,048	287,317	287,103	286,710	285,320	287,642	278,262
91,448	92,333	93,204	94,107	94,188	92,009	91,216	90,158	90,090	92,622	88,825
56,974	56,605	57,633	56,618	58,481	55,040	55,359	55,320	54,957	54,800	54,235
67,661	65,902	65,467	67,089	69,835	65,218	65,262	65,618	63,679	63,844	63,077
78,959	79,824	78,998	77,243	77,544	75,049	75,267	75,614	76,594	76,376	72,124
428,403	431,602	433,224	420,700	430,799	421,190	419,834	423,964	430,144	429,402	427,330
17,719	17,262	17,651	16,982	17,670	16,790	16,792	17,207	16,752	16,759	16,812
105,228	102,801	102,306	102,000	104,390	102,157	102,029	104,975	101,455	101,702	101,641
24,800	27,994	28,824	25,048	27,473	23,328	23,477	23,420	26,421	26,220	26,265
280,656	283,545	284,443	276,671	281,266	278,915	277,536	278,363	285,515	284,720	282,612
376,488	372,058	374,888	368,520	375,679	372,810	371,377	373,885	370,742	369,426	362,525
105,181	106,264	107,175	104,457	107,508	105,335	103,672	104,197	104,985	104,777	102,770
112,250	110,408	111,054	108,518	111,458	111,859	111,442	111,732	109,495	108,920	107,896
159,057	155,387	156,659	155,545	156,713	155,617	156,264	157,956	156,262	155,729	151,859
590,903	602,060	611,431	583,641	614,961	558,994	562,597	562,623	564,163	566,004	568,471
394,505	403,586	411,580	389,519	414,913	366,945	369,641	370,468	372,829	375,037	376,557
102,806	102,185	104,235	100,953	103,875	99,564	99,154	99,658	98,408	98,437	98,270
93,591	96,289	95,616	93,169	96,173	92,485	93,802	92,497	92,927	92,530	93,644
210,719	211,541	212,603	206,501	212,798	205,506	206,794	206,014	204,451	203,935	201,366
85,015	85,774	86,316	83,602	86,315	82,939	83,478	83,226	83,481	83,275	82,711
43,328	42,973	43,725	41,992	43,603	42,799	42,887	43,092	41,382	41,279	40,706
39,511	39,779	40,695	38,985	40,708	38,315	38,679	38,583	38,532	38,391	37,931
42,865	43,016	41,867	41,922	42,172	41,454	41,750	41,113	41,056	40,989	40,018
2,287,325	2,297,905	2,316,961	2,253,574	2,328,070	2,225,697	2,228,415	2,233,545	2,235,004	2,236,459	2,215,420

Jadual **1.2a** : Bilangan Pekerja Bergaji Sektor Pembuatan Mengikut Subsektor (samb.)
 Table : Number of Paid Employees of Manufacturing Sector by Sub-sector (cont.)

Subsektor Sub-sector	Jul.	Ogo.	Sep.	Okt.	Nov.	Dis.
1. Makanan, minuman dan tembakau Food, beverages and tobacco	299,752	296,629	299,079	295,243	297,067	297,901
10 Pembuatan produk makanan Manufacture of food products	283,017	279,573	281,854	278,286	280,110	280,751
11 Pembuatan minuman Manufacture of beverages	15,622	15,995	16,029	15,759	15,759	15,951
12 Pembuatan produk tembakau Manufacture of tobacco products	1,113	1,061	1,196	1,198	1,199	1,199
2. Tekstil, pakaian, kulit dan kasut Textiles, wearing apparel, leather and footwear	78,312	78,955	78,901	79,049	82,088	82,500
13 Pembuatan tekstil Manufacture of textiles	26,862	27,102	27,293	27,385	27,528	27,738
14 Pembuatan pakaian Manufacture of wearing apparel	40,022	40,221	39,623	39,428	42,252	42,474
15 Pembuatan produk kulit dan barangan berkaitan Manufacture of leather and related products	11,428	11,632	11,985	12,235	12,308	12,288
3. Produk kayu, perabot, keluaran kertas dan percetakan Wood products, furniture, paper products and printing	278,370	279,123	287,981	290,663	295,057	293,945
16 Pembuatan kayu dan produk kayu dan gabus, kecuali perabot; pembuatan bagi artikel jerami dan bahan-bahan anyaman Manufacture of wood and products of wood and cork, except furniture; manufacture of articles of straw and plaiting materials	90,985	91,465	93,126	92,979	94,107	93,465
17 Pembuatan kertas dan produk kertas Manufacture of paper and paper products	53,891	53,894	54,814	55,655	56,618	56,213
18 Percetakan dan penerbitan semula media rakaman Printing and reproduction of recorded media	62,788	62,872	62,499	65,050	67,089	67,428
31 Pembuatan perabot Manufacture of furniture	70,706	70,892	77,542	76,979	77,243	76,839
4. Petroleum, kimia, getah dan plastik Petroleum, chemical, rubber and plastic	425,522	424,489	422,651	423,687	420,700	420,316
19 Pembuatan kok dan produk petroleum bertapis Manufacture of coke and refined petroleum products	17,135	17,138	17,148	17,060	16,982	17,093
20 Pembuatan kimia dan produk kimia Manufacture of chemicals and chemical products	101,485	101,314	101,298	102,528	102,000	101,692
21 Pembuatan produk farmaseutikal asas, kimia perubatan dan botani Manufacture of basic pharmaceutical products and pharmaceutical preparations	26,471	26,721	26,547	26,387	25,048	25,092
22 Pembuatan produk getah dan plastik Manufacture of rubber and plastics products	280,431	279,317	277,659	277,712	276,671	276,438
5. Produk mineral bukan logam, logam asas dan produk logam yang direka Non-metallic mineral products, basic metal and fabricated metal products	361,387	361,721	365,349	367,597	368,520	373,358
23 Pembuatan produk galian bukan logam lain Manufacture of other non-metallic mineral products	103,244	103,340	103,829	103,844	104,457	105,600
24 Pembuatan logam asas Manufacture of basic metals	106,276	106,455	106,907	108,292	108,518	111,076
25 Pembuatan produk logam, kecuali mesin dan kelenakapan Manufacture of fabricated metal products, except machinery and equipment	151,867	151,926	154,614	155,460	155,545	156,682
6. Produk elektrik dan elektronik Electrical and electronic products	565,537	571,538	573,632	579,226	583,641	585,527
26 Pembuatan komputer, produk elektronik dan optikal Manufacture of computer, electronics and optical products	376,207	380,326	381,683	386,599	389,519	390,477
27 Pembuatan kelengkapan elektrik Manufacture of electrical equipment	97,652	99,525	100,361	101,075	100,953	102,080
28 Pembuatan jentera dan peralatan t.t.t.l. Manufacture of machinery and equipment n.e.c.	91,679	91,687	91,587	91,552	93,169	92,969
7. Kelengkapan pengangkutan dan pembuatan lain Transport equipment and other manufactures	201,204	201,260	203,813	205,584	206,501	206,071
29 Pembuatan kenderaan bermotor, treler dan semi treler Manufacture of motor vehicles, trailers and semi-trailers	82,206	82,074	83,032	83,593	83,602	83,798
30 Pembuatan kelengkapan pengangkutan lain Manufacture of other transport equipment	40,630	40,587	41,603	41,959	41,992	41,596
32 Pembuatan lain Other manufacturing	37,994	37,964	38,175	38,422	38,985	39,222
33 Pembaikan dan pemasangan jentera dan kelengkapan Repair and installation of machinery and equipment	40,374	40,635	41,003	41,610	41,922	41,456
	2,210,084	2,213,715	2,231,406	2,241,048	2,253,574	2,259,619

2022										
Jan.	Feb.	Mac.	Apr.	Mei.	Jun	Jul.	Ogo.	Sep.	Okt.	Nov.
302,519	302,562	302,632	302,210	302,204	303,341	304,381	304,832	307,220	307,965	309,974
285,122	284,847	284,914	284,565	284,653	285,923	287,015	287,594	289,878	290,649	292,711
16,109	16,283	16,304	16,479	16,387	16,247	16,202	16,129	16,144	16,114	16,054
1,288	1,432	1,413	1,165	1,165	1,170	1,164	1,109	1,198	1,202	1,210
82,795	83,322	83,137	82,751	83,370	82,639	81,862	81,858	82,292	81,849	83,811
27,610	27,519	27,585	27,520	27,779	27,660	27,505	27,647	27,897	27,872	27,976
42,686	43,104	43,154	42,859	43,163	42,708	42,220	41,905	41,931	41,479	43,321
12,500	12,698	12,399	12,371	12,427	12,272	12,137	12,307	12,464	12,498	12,515
296,297	296,332	295,043	292,921	295,530	294,663	292,698	292,935	295,302	298,664	300,048
93,872	93,451	91,448	90,930	93,579	92,333	91,869	92,040	93,204	93,340	94,188
56,584	57,016	56,974	56,425	56,563	56,605	56,767	56,700	57,633	58,303	58,481
67,482	67,331	67,661	65,412	65,771	65,902	65,724	65,699	65,467	68,259	69,835
78,359	78,533	78,959	80,154	79,616	79,824	78,338	78,497	78,998	78,762	77,544
421,546	420,036	428,403	435,322	434,915	431,602	432,621	432,825	433,224	432,250	430,799
17,035	17,282	17,719	17,224	17,268	17,262	17,640	17,686	17,651	17,646	17,670
102,342	102,145	105,228	102,125	102,923	102,801	102,703	102,421	102,306	103,621	104,390
24,691	24,817	24,800	28,001	27,853	27,994	28,379	28,682	28,824	28,855	27,473
277,478	275,791	280,656	287,972	286,870	283,545	283,899	284,037	284,443	282,128	281,266
375,795	374,228	376,488	374,377	374,101	372,058	373,089	373,337	374,888	375,558	375,679
106,663	104,914	105,181	105,571	106,066	106,264	107,000	106,813	107,175	107,067	107,508
111,920	112,084	112,250	111,767	111,053	110,408	110,892	110,780	111,054	111,993	111,458
157,212	157,230	159,057	157,040	156,982	155,387	155,197	155,745	156,659	156,498	156,713
585,997	589,135	590,903	593,311	595,704	602,060	603,601	611,200	611,431	611,800	614,961
389,778	391,825	394,505	396,868	399,275	403,586	405,675	411,047	411,580	410,859	414,913
102,398	102,254	102,806	101,638	101,558	102,185	102,256	104,335	104,235	104,814	103,875
93,820	95,057	93,591	94,805	94,870	96,289	95,670	95,818	95,616	96,128	96,173
209,197	210,312	210,719	210,578	210,863	211,541	212,654	212,365	212,603	213,094	212,798
84,390	85,095	85,015	85,024	84,900	85,774	86,035	86,090	86,316	86,386	86,315
42,840	43,045	43,328	42,914	42,862	42,973	43,240	43,405	43,725	43,686	43,603
39,437	39,702	39,511	39,543	39,753	39,779	40,553	40,594	40,695	40,669	40,708
42,529	42,470	42,865	43,097	43,347	43,016	42,826	42,276	41,867	42,353	42,172
2,274,146	2,275,927	2,287,325	2,291,471	2,296,686	2,297,905	2,300,906	2,309,353	2,316,961	2,321,179	2,328,070

Subsektor Sub-sector	2020	2021	2021				2022			2021	2022	
			Q1	Q2	Q3	Q4	Q1	Q2	Q3	(Jan. - Nov.)	(Jan. - Nov.)	
1. Makanan, minuman dan tembakau Food, beverages and tobacco	-1.3	2.4	0.1	0.5	0.8	2.4	1.3	1.6	2.7	2.3	4.3	
10 Pembuatan produk makanan <i>Manufacture of food products</i>	-0.5	2.5	0.9	0.6	0.8	2.5	1.3	1.5	2.8	2.4	4.5	
11 Pembuatan minuman <i>Manufacture of beverages</i>	-10.7	1.7	-10.6	-2.1	0.7	1.7	1.2	3.9	0.7	1.9	1.9	
12 Pembuatan produk tembakau <i>Manufacture of tobacco products</i>	-27.4	3.3	-12.8	17.6	11.1	3.3	0.1	1.7	0.2	1.2	0.9	
2. Tekstil, pakaian, kulit dan kasut Textiles, wearing apparel, leather and footwear	-14.4	2.5	-15.1	-11.6	-4.3	2.5	2.0	4.6	4.3	1.8	2.1	
13 Pembuatan tekstil <i>Manufacture of textiles</i>	-5.8	3.9	-4.6	-2.7	0.4	3.9	0.7	2.3	2.2	2.4	1.6	
14 Pembuatan pakaian <i>Manufacture of wearing apparel</i>	-21.6	1.3	-23.4	-18.8	-9.2	1.3	2.4	5.9	5.8	0.7	2.5	
15 Pembuatan produk kulit dan barangan berkaitan <i>Manufacture of leather and related products</i>	-2.7	3.8	-2.5	-1.8	3.0	3.8	3.2	5.6	4.0	4.5	1.7	
3. Produk kayu, perabot, keluaran kertas dan percetakan Wood products, furniture, paper products and printing	-4.6	3.4	-3.7	-1.4	1.5	3.4	2.9	5.9	2.5	3.7	1.7	
16 Pembuatan kayu dan produk kayu dan gabus, kecuali perabot; pembuatan bagi artikel jerami dan bahan-bahan anyaman <i>Manufacture of wood and products of wood and cork, except furniture; manufacture of articles of straw and plaiting materials</i>	-7.9	2.6	-8.1	-3.5	0.5	2.6	1.4	3.9	0.1	3.0	0.1	
17 Pembuatan kertas dan produk kertas <i>Manufacture of paper and paper products</i>	-4.8	3.5	-3.1	2.7	2.9	3.5	3.0	4.4	5.1	4.9	3.3	
18 Percetakan dan penerbitan semula media rakaman <i>Printing and reproduction of recorded media</i>	-1.6	3.7	-1.2	-0.4	-1.9	3.7	3.1	4.5	4.7	2.8	4.1	
31 Pembuatan perabot <i>Manufacture of furniture</i>	-2.9	4.0	-0.7	-2.5	4.6	4.0	4.4	10.7	1.9	4.7	0.4	
4. Petroleum, kimia, getah dan plastik Petroleum, chemical, rubber and plastic	0.8	0.7	1.8	3.8	1.3	0.7	1.0	1.0	2.5	0.8	2.4	
19 Pembuatan kok dan produk petroleum bertapis <i>Manufacture of coke and refined petroleum products</i>	-7.2	2.8	-4.5	5.7	5.1	2.8	3.0	2.7	2.9	3.4	4.1	
20 Pembuatan kimia dan produk kimia <i>Manufacture of chemicals and chemical products</i>	-6.2	0.3	-4.1	2.4	0.1	0.3	0.2	1.1	1.0	0.4	2.3	
21 Pembuatan produk farmaseutikal asas, kimia perubatan dan botani <i>Manufacture of basic pharmaceutical products and pharmaceutical preparations</i>	9.5	7.5	11.6	11.6	11.8	7.5	5.9	6.6	8.6	7.0	9.7	
22 Pembuatan produk getah dan plastik <i>Manufacture of rubber and plastics products</i>	3.4	0.2	3.9	3.4	0.6	0.2	0.8	0.3	2.4	0.3	1.7	
5. Produk mineral bukan logam, logam asas dan produk logam yang direka Non-metallic mineral products, basic metal and fabricated metal products	0.2	1.3	1.7	-0.3	0.2	1.3	0.7	2.6	2.6	0.8	1.9	
23 Pembuatan produk galian bukan logam lain <i>Manufacture of other non-metallic mineral products</i>	-3.4	2.1	-2.0	-1.9	0.1	2.1	0.9	3.4	3.2	0.4	2.9	
24 Pembuatan logam asas <i>Manufacture of basic metals</i>	-0.9	0.4	-0.2	1.1	0.1	0.4	0.5	2.3	3.9	1.0	2.7	
25 Pembuatan produk logam, kecuali mesin dan kelengkapan <i>Manufacture of fabricated metal products, except machinery and equipment</i>	3.6	1.3	5.8	-0.2	0.4	1.3	0.7	2.3	1.3	1.0	0.8	
6. Produk elektrik dan elektronik Electrical and electronic products	-1.2	5.3	-0.7	4.4	4.5	5.3	5.0	5.9	6.6	5.0	5.4	
26 Pembuatan komputer, produk elektronik dan optikal <i>Manufacture of computer, electronics and optical products</i>	-2.8	6.8	-2.7	4.8	5.8	6.8	6.5	7.2	7.8	6.7	6.5	
27 Pembuatan kelengkapan elektrik <i>Manufacture of electrical equipment</i>	3.4	3.4	3.6	4.0	3.3	3.4	3.2	4.0	3.9	2.1	2.9	
28 Pembuatan jentera dan peralatan t.t.t.l. <i>Manufacture of machinery and equipment n.e.c.</i>	0.9	1.1	3.1	3.1	0.3	1.1	1.2	2.8	4.4	1.5	3.2	
7. Kelengkapan pengangkutan dan pembuatan lain Transport equipment and other manufactures	-5.2	2.3	-4.0	0.8	1.3	2.3	2.3	5.1	4.3	2.5	3.0	
29 Pembuatan kenderaan bermotor, treler dan semi treler <i>Manufacture of motor vehicles, trailers and semi-trailers</i>	-6.9	1.0	-7.6	0.7	1.1	1.0	2.1	3.7	4.0	1.0	3.2	
30 Pembuatan kelengkapan pengangkutan lain <i>Manufacture of other transport equipment</i>	-9.2	0.8	-6.7	0.3	0.1	0.8	0.5	5.6	5.1	1.3	3.8	
32 Pembuatan lain <i>Other manufacturing</i>	1.1	5.6	2.9	1.1	1.8	5.6	2.4	4.9	6.6	4.8	4.4	
33 Pembaikan dan pemasangan jentera dan kelengkapan <i>Repair and installation of machinery and equipment</i>	-2.6	3.7	0.8	1.5	2.3	3.7	4.3	7.5	2.1	4.8	0.6	
Pembuatan Manufacturing	Jumlah Total	-2.0	2.7	-1.1	1.2	1.6	2.7	2.4	3.7	3.8	2.6	3.3

(%)

2021												2022										
Jan.	Feb.	Mac	Apr.	Mei	Jun	Jul.	Ogo.	Sep.	Okt.	Nov.	Dis.	Jan.	Feb.	Mac	Apr.	Mei	Jun	Jul.	Ogo.	Sep.	Okt.	Nov.
-1.2	-0.8	0.1	1.1	1.2	0.5	1.1	0.1	0.8	1.7	2.3	2.4	1.3	1.2	1.3	1.1	1.5	1.6	1.5	2.8	2.7	4.3	4.3
-0.4	-0.1	0.9	1.2	1.3	0.6	1.3	0.2	0.8	1.7	2.4	2.5	1.3	1.2	1.3	1.0	1.4	1.5	1.4	2.9	2.8	4.4	4.5
-11.5	-11.4	-10.6	-2.5	-1.5	-2.1	-3.6	-1.0	0.7	1.6	1.9	1.7	0.8	1.3	1.2	3.2	3.4	3.9	3.7	0.8	0.7	2.2	1.9
-22.4	-11.5	-12.8	19.4	18.0	17.6	14.7	10.4	11.1	7.5	1.2	3.3	3.6	0.2	0.1	1.1	0.7	1.7	4.6	4.5	0.2	0.4	0.9
-16.4	-16.1	-15.1	-8.6	-8.9	-11.6	-8.3	-3.8	-4.3	-2.9	1.8	2.5	2.0	2.1	2.0	1.7	1.4	4.6	4.5	3.7	4.3	3.5	2.1
-7.7	-7.6	-4.6	1.0	0.3	-2.7	-1.6	-1.3	0.4	1.3	2.4	3.9	1.3	0.9	0.7	0.5	0.3	2.3	2.4	2.0	2.2	1.8	1.6
-24.1	-23.6	-23.4	-16.3	-16.4	-18.8	-13.9	-6.7	-9.2	-7.6	0.7	1.3	1.9	2.2	2.4	2.1	1.7	5.9	5.5	4.2	5.8	5.2	2.5
-2.6	-3.1	-2.5	2.1	1.9	-1.8	-1.9	0.8	3.0	4.9	4.5	3.8	4.0	4.1	3.2	2.7	2.9	5.6	6.2	5.8	4.0	2.1	1.7
-5.4	-5.2	-3.7	3.8	2.9	-1.4	-1.7	-1.2	1.5	2.7	3.7	3.4	3.1	3.2	2.9	2.7	2.7	5.9	5.1	4.9	2.5	2.8	1.7
-9.5	-9.8	-8.1	1.5	1.2	-3.5	-1.3	-0.3	0.5	2.4	3.0	2.6	2.0	2.5	1.4	0.9	1.0	3.9	1.0	0.6	0.1	0.4	0.1
-4.7	-4.0	-3.1	5.0	4.5	2.7	2.1	2.2	2.9	3.0	4.9	3.5	2.8	3.0	3.0	2.7	3.2	4.4	5.3	5.2	5.1	4.8	3.3
-4.5	-3.8	-1.2	3.9	3.4	-0.4	-2.1	-1.8	-1.9	0.9	2.8	3.7	3.5	3.2	3.1	2.7	3.0	4.5	4.7	4.5	4.7	4.9	4.1
-1.3	-1.1	-0.7	5.8	3.6	-2.5	-4.4	-4.1	4.6	4.5	4.7	4.0	4.4	4.3	4.4	4.6	4.2	10.7	10.8	10.7	1.9	2.3	0.4
0.3	0.4	1.8	5.3	4.5	3.8	2.5	1.8	1.3	1.6	0.8	0.7	0.1	0.05	1.0	1.2	1.3	1.0	1.7	2.0	2.5	2.0	2.4
-7.3	-7.1	-4.5	2.7	5.1	5.7	5.1	5.2	5.1	3.8	3.4	2.8	1.5	2.9	3.0	2.8	3.0	2.7	2.9	3.2	2.9	3.4	4.1
-8.1	-7.6	-4.1	2.9	2.7	2.4	0.6	0.1	0.1	1.7	0.4	0.3	0.2	0.1	0.2	0.7	1.2	1.1	1.2	1.1	1.0	1.1	2.3
9.7	10.7	11.6	13.2	12.0	11.6	12.4	12.7	11.8	12.1	7.0	7.5	5.8	5.7	5.9	6.0	6.2	6.6	7.2	7.3	8.6	9.4	9.7
3.5	3.4	3.9	5.7	4.5	3.4	2.2	1.3	0.6	0.5	0.3	0.2	-0.5	-0.6	0.8	0.9	0.8	0.3	1.2	1.7	2.4	1.6	1.7
0.3	0.0	1.7	3.4	2.5	-0.3	-0.8	-0.8	0.2	0.8	0.8	1.3	0.8	0.8	0.7	1.0	1.3	2.6	3.2	3.2	2.6	2.2	1.9
-3.3	-3.5	-2.0	1.0	0.9	-1.9	-0.5	-0.4	0.1	0.6	0.4	2.1	1.3	1.2	0.9	0.6	1.2	3.4	3.6	3.4	3.2	3.1	2.9
-0.8	-1.5	-0.2	2.2	1.6	1.1	0.2	-0.1	0.1	0.5	1.0	0.4	0.1	0.6	0.5	2.1	2.0	2.3	4.3	4.1	3.9	3.4	2.7
3.8	3.6	5.8	6.0	4.3	-0.2	-1.8	-1.4	0.4	1.2	1.0	1.3	1.0	0.6	0.7	0.5	0.8	2.3	2.2	2.5	1.3	0.7	0.8
-1.7	-1.3	-0.7	4.2	4.7	4.4	3.4	4.3	4.5	4.9	5.0	5.3	4.8	4.7	5.0	5.2	5.2	5.9	6.7	6.9	6.6	5.6	5.4
-3.6	-3.0	-2.7	4.0	4.8	4.8	4.3	5.5	5.8	6.4	6.7	6.8	6.2	6.0	6.5	6.4	6.5	7.2	7.8	8.1	7.8	6.3	6.5
3.1	2.5	3.6	4.9	5.2	4.0	2.5	3.2	3.3	2.7	2.1	3.4	2.8	3.1	3.2	3.3	3.2	4.0	4.7	4.8	3.9	3.7	2.9
1.5	1.6	3.1	4.2	3.5	3.1	0.9	1.0	0.3	1.2	1.5	1.1	1.4	1.3	1.2	2.0	2.5	2.8	4.4	4.5	4.4	5.0	3.2
-5.6	-4.7	-4.0	1.3	2.3	0.8	0.1	0.2	1.3	2.6	2.5	2.3	1.8	1.7	2.3	3.0	3.4	5.1	5.7	5.5	4.3	3.7	3.0
-8.4	-7.8	-7.6	0.2	2.5	0.7	-0.1	-0.2	1.1	2.0	1.0	1.0	1.8	1.9	2.1	1.8	2.0	3.7	4.7	4.9	4.0	3.3	3.2
-8.8	-8.0	-6.7	0.9	0.4	0.3	-2.2	-1.9	0.1	1.6	1.3	0.8	0.1	0.4	0.5	3.7	3.8	5.6	6.4	6.9	5.1	4.1	3.8
1.4	2.6	2.9	4.0	2.9	1.1	1.7	1.7	1.8	3.3	4.8	5.6	2.9	2.6	2.4	2.6	3.5	4.9	6.7	6.9	6.6	5.8	4.4
-2.4	-0.6	0.8	1.7	3.4	1.5	1.3	1.9	2.3	4.2	4.8	3.7	2.6	1.7	4.3	5.0	5.8	7.5	6.1	4.0	2.1	1.8	0.6
-2.4	-2.2	-1.1	3.0	2.8	1.2	0.8	1.0	1.6	2.4	2.6	2.7	2.2	2.1	2.4	2.5	2.7	3.7	4.1	4.3	3.8	3.6	3.3

Jadual **1.2c** : Bilangan Pekerja Bergaji Sektor Pembuatan Mengikut Subsektor: Perubahan Peratusan Bulanan/Suku Tahunan
 Table **1.2c** : Number of Paid Employees of Manufacturing Sector by Sub-sector: Monthly/Quarterly Percentage Change

Subsektor Sub-sector	2021				2022				Jan.	Feb.	Mac
	Q1	Q2	Q3	Q4	Q1	Q2	Q3				
1. Makanan, minuman dan tembakau	2.8	-0.1	0.2	-0.4	1.6	0.2	1.3	2.7	0.1	-0.1	
Food, beverages and tobacco											
10 Pembuatan produk makanan <i>Manufacture of food products</i>	2.7	0.2	0.1	-0.4	1.5	0.4	1.4	2.7	0.03	-0.1	
11 Pembuatan minuman <i>Manufacture of beverages</i>	2.8	-3.0	2.5	-0.5	2.2	-0.4	-0.6	1.9	0.5	0.3	
12 Pembuatan produk tembakau <i>Manufacture of tobacco products</i>	21.7	-18.5	3.9	0.2	17.9	-17.2	2.4	7.2	14.9	-1.2	
2. Tekstil, pakaian, kulit dan kasut	1.4	-3.2	-0.1	4.6	0.8	-0.6	-0.4	0.9	0.6	-0.1	
Textiles, wearing apparel, leather and footwear											
13 Pembuatan tekstil <i>Manufacture of textiles</i>	2.6	-1.3	1.0	1.6	-0.6	0.3	0.9	2.1	0.1	0.4	
14 Pembuatan pakaian <i>Manufacture of wearing apparel</i>	0.5	-4.3	-1.7	7.2	1.6	-1.0	-1.8	-0.03	0.6	-0.1	
15 Pembuatan produk kulit dan barangan berkaitan <i>Manufacture of leather and related products</i>	1.5	-3.2	3.1	2.5	0.9	-1.0	1.6	1.6	1.5	-1.5	
3. Produk kayu, perabot, keluaran kertas dan percetakan	0.8	-2.9	3.5	2.1	0.4	-0.1	0.2	1.1	-0.1	-0.1	
Wood products, furniture, paper products and printing											
16 Pembuatan kayu dan produk kayu dan gabus, kecuali perabot; pembuatan bagi artikel jerami dan bahan-bahan anyaman <i>Manufacture of wood and products of wood and cork, except furniture; manufacture of articles of straw and plaiting materials</i>	-1.1	-1.5	4.8	0.4	-2.2	1.0	0.9	1.0	-0.9	-1.2	
17 Pembuatan kertas dan produk kertas <i>Manufacture of paper and paper products</i>	1.9	-2.0	1.1	2.6	1.4	-0.6	1.8	1.4	0.6	-0.1	
18 Percetakan dan penerbitan semula media rakaman <i>Printing and reproduction of recorded media</i>	0.9	-3.9	-0.9	7.9	0.3	-2.6	-0.7	0.3	0.1	0.5	
31 Pembuatan perabot <i>Manufacture of furniture</i>	2.4	-4.6	7.5	-0.9	2.8	1.1	-1.0	1.6	0.3	0.5	
4. Petroleum, kimia, getah dan plastik	1.6	0.8	-1.1	-0.6	1.9	0.7	0.4	0.9	-0.3	1.0	
Petroleum, chemical, rubber and plastic											
19 Pembuatan kok dan produk petroleum bertapis <i>Manufacture of coke and refined petroleum products</i>	3.5	-2.3	2.0	-0.3	3.7	-2.6	2.3	1.0	0.02	2.5	
20 Pembuatan kimia dan produk kimia <i>Manufacture of chemicals and chemical products</i>	3.5	-3.2	-0.3	0.4	3.5	-2.3	-0.5	0.7	-0.1	2.9	
21 Pembuatan produk farmaseutikal asas, kimia perubatan dan botani <i>Manufacture of basic pharmaceutical products and pharmaceutical preparations</i>	0.3	12.1	1.1	-5.5	-1.2	12.9	3.0	-0.1	0.6	-0.2	
22 Pembuatan produk getah dan plastik <i>Manufacture of rubber and plastics products</i>	0.9	1.5	-1.8	-0.4	1.5	1.0	0.3	1.1	-0.5	0.3	
5. Produk mineral bukan logam, logam asas dan produk logam yang direka	1.4	-3.0	0.8	2.2	0.8	-1.2	0.8	1.1	-0.4	0.7	
Non-metallic mineral products, basic metal and fabricated metal products											
23 Pembuatan produk galian bukan logam lain <i>Manufacture of other non-metallic mineral products</i>	0.8	-1.4	1.0	1.7	-0.4	1.0	0.9	1.9	-1.6	0.5	
24 Pembuatan logam asas <i>Manufacture of basic metals</i>	0.9	-3.4	-0.9	3.9	1.1	-1.6	0.6	1.1	-0.4	0.3	
25 Pembuatan produk logam, kecuali mesin dan kelengkapan <i>Manufacture of fabricated metal products, except machinery and equipment</i>	2.1	-3.9	1.8	1.3	1.5	-2.3	0.8	0.6	0.4	1.1	
6. Produk elektrik dan elektronik	1.1	1.0	0.9	2.1	0.9	1.9	1.6	0.5	0.6	0.0	
Electrical and electronic products											
26 Pembuatan komputer, produk elektronik dan optikal <i>Manufacture of computer, electronics and optical products</i>	1.3	1.6	1.4	2.3	1.0	2.3	2.0	0.4	0.7	0.2	
27 Pembuatan kelengkapan elektrik <i>Manufacture of electrical equipment</i>	1.0	-1.4	2.1	1.7	0.7	-0.6	2.0	0.9	-0.4	0.5	
28 Pembuatan jentera dan peralatan t.t.t.l. <i>Manufacture of machinery and equipment n.e.c.</i>	0.6	1.2	-2.2	1.5	0.7	2.9	-0.7	0.5	1.4	-1.4	
7. Kelengkapan pengangkutan dan pembuatan lain	2.3	-2.3	1.2	1.1	2.3	0.4	0.5	2.1	0.6	-0.4	
Transport equipment and other manufactures											
29 Pembuatan kenderaan bermotor, treler dan semi treler <i>Manufacture of motor vehicles, trailers and semi-trailers</i>	0.3	-0.6	0.4	0.9	1.5	0.9	0.6	-0.1	0.7	-0.3	
30 Pembuatan kelengkapan pengangkutan lain <i>Manufacture of other transport equipment</i>	4.5	-5.5	2.2	-0.02	4.2	-0.8	1.7	3.7	0.2	0.5	
32 Pembuatan lain <i>Other manufacturing</i>	3.9	-1.7	0.6	2.7	0.7	0.7	2.3	3.2	0.9	-0.2	
33 Pembaikan dan pemasangan jentera dan kelengkapan <i>Repair and installation of machinery and equipment</i>	2.8	-2.7	2.5	1.1	3.4	0.4	-2.7	3.7	0.7	-1.5	
Pembuatan	Jumlah										
<i>Manufacturing</i>	<i>Total</i>	1.6	-0.8	0.7	1.3	1.2	0.5	0.8	1.2	0.1	

(%)

2021											2022								
Apr.	Mei	Jun	Jul.	Ogo.	Sep.	Okt.	Nov.	Dis.	Jan.	Feb.	Mac	Apr.	Mei	Jun	Jul.	Ogo.	Sep.	Okt.	Nov.
-0.01	-0.3	0.2	0.4	-1.0	0.8	-1.3	0.6	0.3	1.6	0.01	0.02	-0.1	0.0	0.4	0.3	0.1	0.8	0.2	0.7
0.1	-0.3	0.3	0.5	-1.2	0.8	-1.3	0.7	0.2	1.6	-0.1	0.02	-0.1	0.03	0.4	0.4	0.2	0.8	0.3	0.7
-1.0	-0.7	-1.3	-0.1	2.4	0.2	-1.7	0.0	1.2	1.0	1.1	0.1	1.1	-0.6	-0.9	-0.3	-0.4	0.1	-0.2	-0.4
-18.4	0.3	-0.5	-3.3	-4.7	12.7	0.2	0.1	-0.03	7.5	11.1	-1.3	-17.5	-0.1	0.5	-0.5	-4.8	8.1	0.3	0.6
-0.2	1.0	-4.0	-0.8	0.8	-0.1	0.2	3.8	0.5	0.4	0.6	-0.2	-0.5	0.7	-0.9	-0.9	0.0	0.5	-0.5	2.4
0.04	1.1	-2.4	-0.6	0.9	0.7	0.3	0.5	0.8	-0.5	-0.3	0.2	-0.2	0.9	-0.4	-0.6	0.5	0.9	-0.1	0.4
-0.4	1.2	-5.0	-0.7	0.5	-1.5	-0.5	7.2	0.5	0.5	1.0	0.1	-0.7	0.7	-1.1	-1.1	-0.7	0.1	-1.1	4.4
0.2	0.3	-3.8	-1.7	1.8	3.0	2.1	0.6	-0.2	1.7	1.6	-2.4	-0.2	0.5	-1.2	-1.1	1.4	1.3	0.3	0.1
-0.5	0.8	-3.3	0.04	0.3	3.2	0.9	1.5	-0.4	0.8	0.01	-0.4	-0.7	0.9	-0.3	-0.7	0.1	0.8	1.1	0.5
-0.1	2.8	-4.1	2.4	0.5	1.8	-0.2	1.2	-0.7	0.4	-0.4	-2.1	-0.6	2.9	-1.3	-0.5	0.2	1.3	0.1	0.9
-0.7	-0.3	-1.0	-0.6	0.01	1.7	1.5	1.7	-0.7	0.7	0.8	-0.1	-1.0	0.2	0.1	0.3	-0.1	1.6	1.2	0.3
-3.0	0.3	-1.2	-0.5	0.1	-0.6	4.1	3.1	0.5	0.1	-0.2	0.5	-3.3	0.6	0.2	-0.3	-0.04	-0.4	4.3	2.3
1.3	-0.3	-5.6	-2.0	0.3	9.4	-0.7	0.3	-0.5	2.0	0.2	0.5	1.5	-0.7	0.3	-1.9	0.2	0.6	-0.3	-1.5
1.5	-0.2	-0.5	-0.4	-0.2	-0.4	0.2	-0.7	-0.1	0.3	-0.4	2.0	1.6	-0.1	-0.8	0.2	0.05	0.1	-0.2	-0.3
-2.6	0.04	0.3	1.9	0.02	0.1	-0.5	-0.5	0.7	-0.3	1.5	2.5	-2.8	0.3	-0.04	2.2	0.3	-0.2	-0.03	0.1
-3.4	0.2	-0.1	-0.2	-0.2	-0.02	1.2	-0.5	-0.3	0.6	-0.2	3.0	-2.9	0.8	-0.1	-0.1	-0.3	-0.1	1.3	0.7
12.8	-0.8	0.2	0.8	0.9	-0.7	-0.6	-5.1	0.2	-1.6	0.5	-0.1	12.9	-0.5	0.5	1.4	1.1	0.5	0.1	-4.8
2.6	-0.3	-0.7	-0.8	-0.4	-0.6	0.02	-0.4	-0.1	0.4	-0.6	1.8	2.6	-0.4	-1.2	0.1	0.05	0.1	-0.8	-0.3
-0.8	-0.4	-1.9	-0.3	0.1	1.0	0.6	0.3	1.3	0.7	-0.4	0.6	-0.6	-0.1	-0.5	0.3	0.1	0.4	0.2	0.03
0.8	-0.2	-1.9	0.5	0.1	0.5	0.01	0.6	1.1	1.0	-1.6	0.3	0.4	0.5	0.2	0.7	-0.2	0.3	-0.1	0.4
-2.0	-0.5	-0.9	-1.5	0.2	0.4	1.3	0.2	2.4	0.8	0.1	0.1	-0.4	-0.6	-0.6	0.4	-0.1	0.2	0.8	-0.5
-1.1	-0.3	-2.5	0.01	0.04	1.8	0.5	0.1	0.7	0.3	0.01	1.2	-1.3	-0.04	-1.0	-0.1	0.4	0.6	-0.1	0.1
0.3	0.3	0.4	-0.5	1.1	0.4	1.0	0.8	0.3	0.1	0.5	0.3	0.4	0.4	1.1	0.3	1.3	0.04	0.1	0.5
0.6	0.6	0.4	-0.1	1.1	0.4	1.3	0.8	0.2	-0.2	0.5	0.7	0.6	0.6	1.1	0.5	1.3	0.1	-0.2	1.0
-1.3	0.03	-0.2	-0.6	1.9	0.8	0.7	-0.1	1.1	0.3	-0.1	0.5	-1.1	-0.1	0.6	0.1	2.0	-0.1	0.6	-0.9
0.5	-0.4	1.2	-2.1	0.01	-0.1	-0.04	1.8	-0.2	0.9	1.3	-1.5	1.3	0.1	1.5	-0.6	0.2	-0.2	0.5	0.05
-0.8	-0.3	-1.3	-0.1	0.03	1.3	0.9	0.4	-0.2	1.5	0.5	0.2	-0.1	0.1	0.3	0.5	-0.1	0.1	0.2	-0.1
0.3	-0.2	-0.7	-0.6	-0.2	1.2	0.7	0.01	0.2	0.7	0.8	-0.1	0.01	-0.1	1.0	0.3	0.1	0.3	0.1	-0.1
-4.0	-0.2	-1.4	-0.2	-0.1	2.5	0.9	0.1	-0.9	3.0	0.5	0.7	-1.0	-0.1	0.3	0.6	0.4	0.7	-0.1	-0.2
-0.1	-0.4	-1.2	0.2	-0.1	0.6	0.6	1.5	0.6	0.5	0.7	-0.5	0.1	0.5	0.1	1.9	0.1	0.2	-0.1	0.1
-0.1	-0.2	-2.4	0.9	0.6	0.9	1.5	0.8	-1.1	2.6	-0.1	0.9	0.5	0.6	-0.8	-0.4	-1.3	-1.0	1.2	-0.4
0.1	0.1	-0.9	-0.2	0.2	0.8	0.4	0.6	0.3	0.6	0.1	0.5	0.2	0.2	0.1	0.1	0.4	0.3	0.2	0.3

Jadual **1.3a** : Gaji dan Upah yang Dibayar Sektor Pembuatan Mengikut Subsektor
 Table **1.3a** : Salaries and Wages Paid of Manufacturing Sector by Sub-sector

Subsektor Sub-sector	2020	2021	2021			
			Q1	Q2	Q3	Q4
1. Makanan, minuman dan tembakau <i>Food, beverages and tobacco</i>	10,125	10,343	2,559	2,564	2,555	2,665
10 Pembuatan produk makanan <i>Manufacture of food products</i>	9,525	9,773	2,411	2,429	2,422	2,512
11 Pembuatan minuman <i>Manufacture of beverages</i>	537	508	131	121	120	136
12 Pembuatan produk tembakau <i>Manufacture of tobacco products</i>	63	62	17	14	14	17
2. Tekstil, pakaian, kulit dan kasut <i>Textiles, wearing apparel, leather and footwear</i>	1,996	1,827	466	443	437	481
13 Pembuatan tekstil <i>Manufacture of textiles</i>	661	657	163	162	161	171
14 Pembuatan pakaian <i>Manufacture of wearing apparel</i>	1,023	862	223	207	204	229
15 Pembuatan produk kulit dan barangan berkaitan <i>Manufacture of leather and related products</i>	312	308	79	75	72	81
3. Produk kayu, perabot, keluaran kertas dan percetakan <i>Wood products, furniture, paper products and printing</i>	8,965	9,057	2,286	2,215	2,204	2,353
16 Pembuatan kayu dan produk kayu dan gabus, kecuali perabot; pembuatan bagi artikel jerami dan bahan-bahan anyaman <i>Manufacture of wood and products of wood and cork, except furniture; manufacture of articles of straw and plaiting materials</i>	2,424	2,461	605	586	616	654
17 Pembuatan kertas dan produk kertas <i>Manufacture of paper and paper products</i>	2,003	2,018	505	502	495	517
18 Percetakan dan penerbitan semula media rakaman <i>Printing and reproduction of recorded media</i>	2,170	2,153	559	549	507	538
31 Pembuatan perabot <i>Manufacture of furniture</i>	2,368	2,425	617	578	586	643
4. Petroleum, kimia, getah dan plastik <i>Petroleum, chemical, rubber and plastic</i>	19,409	20,344	5,017	5,121	5,104	5,101
19 Pembuatan kok dan produk petroleum bertapis <i>Manufacture of coke and refined petroleum products</i>	2,282	2,326	617	522	565	621
20 Pembuatan kimia dan produk kimia <i>Manufacture of chemicals and chemical products</i>	5,668	5,677	1,462	1,388	1,398	1,429
21 Pembuatan produk farmaseutikal asas, kimia perubatan dan botani <i>Manufacture of basic pharmaceutical products and pharmaceutical preparations</i>	631	717	165	180	183	189
22 Pembuatan produk getah dan plastik <i>Manufacture of rubber and plastics products</i>	10,828	11,623	2,772	3,030	2,958	2,863
5. Produk mineral bukan logam, logam asas dan produk logam yang direka <i>Non-metallic mineral products, basic metal and fabricated metal products</i>	13,579	13,860	3,525	3,393	3,334	3,608
23 Pembuatan produk galian bukan logam lain <i>Manufacture of other non-metallic mineral products</i>	4,270	4,340	1,079	1,088	1,055	1,118
24 Pembuatan logam asas <i>Manufacture of basic metals</i>	3,989	4,048	1,043	986	959	1,059
25 Pembuatan produk logam, kecuali mesin dan kelengkapan <i>Manufacture of fabricated metal products, except machinery and equipment</i>	5,320	5,473	1,403	1,319	1,320	1,431
6. Produk elektrik dan elektronik <i>Electrical and electronic products</i>	26,201	27,409	6,957	6,691	6,606	7,155
26 Pembuatan komputer, produk elektronik dan optikal <i>Manufacture of computer, electronics and optical products</i>	18,284	19,284	4,871	4,742	4,623	5,049
27 Pembuatan kelengkapan elektrik <i>Manufacture of electrical equipment</i>	3,750	3,832	976	910	952	994
28 Pembuatan jentera dan peralatan t.t.t.l. <i>Manufacture of machinery and equipment n.e.c.</i>	4,167	4,292	1,110	1,039	1,032	1,112
7. Kelengkapan pengangkutan dan pembuatan lain <i>Transport equipment and other manufactures</i>	6,920	6,992	1,776	1,734	1,664	1,817
29 Pembuatan kenderaan bermotor, treler dan semi treler <i>Manufacture of motor vehicles, trailers and semi-trailers</i>	3,418	3,411	865	858	803	885
30 Pembuatan kelengkapan pengangkutan lain <i>Manufacture of other transport equipment</i>	1,101	1,095	288	277	259	271
32 Pembuatan lain <i>Other manufacturing</i>	1,161	1,226	302	291	303	330
33 Pembaikan dan pemasangan jentera dan kelengkapan <i>Repair and installation of machinery and equipment</i>	1,240	1,260	322	309	298	330
Pembuatan <i>Manufacturing</i>	87,194	89,830	22,584	22,162	21,904	23,180
	<i>Jumlah</i> <i>Total</i>					

(RM Juta/Million)

2022		2021		2022		2021							
Q1	Q2	Q3	(Jan. - Nov.)	(Jan. - Nov.)	Jan.	Feb.	Mac	Apr.	Mei	Jun	Jul.	Ogo.	Sep.
2,702	2,721	2,738	9,420	10,016	853	848	858	863	858	843	857	828	871
2,553	2,578	2,596	8,905	9,479	803	798	810	816	813	800	814	784	823
132	128	128	460	480	44	44	42	43	40	38	38	39	43
17	14	14	55	56	5	6	6	5	5	5	5	4	5
480	462	465	1,656	1,732	160	153	153	152	153	138	143	146	147
166	164	168	598	614	55	54	54	54	55	53	53	54	54
231	218	219	778	823	78	72	72	72	73	61	68	68	68
82	79	78	280	295	27	26	26	26	25	24	22	24	25
2,398	2,338	2,326	8,248	8,649	770	757	758	746	746	722	718	725	761
650	634	642	2,239	2,360	205	201	199	198	197	191	199	202	215
524	516	520	1,845	1,914	167	167	171	170	166	166	162	163	170
567	559	542	1,957	2,040	191	182	186	183	187	179	172	172	162
658	629	622	2,207	2,335	208	207	201	194	197	187	185	187	214
5,079	5,225	5,327	18,589	19,122	1,656	1,636	1,724	1,670	1,698	1,753	1,692	1,701	1,711
629	532	577	2,102	2,137	199	193	225	169	168	185	181	180	205
1,485	1,422	1,445	5,173	5,306	479	483	500	465	450	474	467	462	469
180	196	202	649	713	55	55	55	62	59	59	60	62	61
2,786	3,075	3,102	10,664	10,966	923	905	944	974	1,022	1,035	985	997	976
3,650	3,553	3,521	12,602	13,128	1,188	1,162	1,174	1,142	1,149	1,101	1,088	1,087	1,159
1,123	1,145	1,151	3,955	4,201	361	353	365	365	371	351	349	346	360
1,093	1,029	997	3,669	3,802	350	342	352	333	331	322	310	313	336
1,435	1,378	1,373	4,978	5,125	477	468	458	444	447	428	429	429	462
7,384	7,197	7,206	24,836	26,687	2,342	2,359	2,255	2,211	2,233	2,247	2,154	2,196	2,256
5,268	5,187	5,129	17,459	19,089	1,625	1,653	1,593	1,582	1,572	1,588	1,505	1,532	1,586
993	940	995	3,480	3,585	339	327	310	280	312	318	313	319	320
1,123	1,070	1,083	3,897	4,013	379	379	352	349	349	340	336	345	350
1,820	1,823	1,780	6,358	6,633	588	597	592	600	578	556	542	548	573
872	889	861	3,097	3,204	287	294	283	298	285	275	260	264	279
290	289	281	1,005	1,048	92	94	101	96	94	87	86	85	89
325	314	326	1,107	1,181	101	102	99	97	96	98	98	101	104
334	331	312	1,149	1,200	107	107	108	109	103	97	99	99	101
23,513	23,318	23,364	81,709	85,967	7,558	7,512	7,514	7,386	7,416	7,360	7,195	7,231	7,479

Jadual 1.3a : Gaji dan Upah yang Dibayar Sektor Pembuatan
Table : Salaries and Wages Paid of Manufacturing

Subsektor Sub-sector	Okt.	Nov.	Dis.	Jan.	
1. Makanan, minuman dan tembakau <i>Food, beverages and tobacco</i>	869	872	923	903	
10 Pembuatan produk makanan <i>Manufacture of food products</i>	822	822	868	853	
11 Pembuatan minuman <i>Manufacture of beverages</i>	43	45	48	44	
12 Pembuatan produk tembakau <i>Manufacture of tobacco products</i>	5	5	7	5	
2. Tekstil, pakaian, kulit dan kasut <i>Textiles, wearing apparel, leather and footwear</i>	150	160	171	165	
13 Pembuatan tekstil <i>Manufacture of textiles</i>	55	57	59	56	
14 Pembuatan pakaian <i>Manufacture of wearing apparel</i>	68	76	85	81	
15 Pembuatan produk kulit dan barangan berkaitan <i>Manufacture of leather and related products</i>	27	27	28	28	
3. Produk kayu, perabot, keluaran kertas dan percetakan <i>Wood products, furniture, paper products and printing</i>	767	777	809	810	
16 Pembuatan kayu dan produk kayu dan gabus, kecuali perabot; pembuatan bagi artikel jerami dan bahan-bahan anyaman <i>Manufacture of wood and products of wood and cork, except furniture; manufacture of articles of straw and plaiting materials</i>	216	217	222	220	
17 Pembuatan kertas dan produk kertas <i>Manufacture of paper and paper products</i>	171	173	173	173	
18 Percetakan dan penerbitan semula media rakaman <i>Printing and reproduction of recorded media</i>	167	175	196	194	
31 Pembuatan perabot <i>Manufacture of furniture</i>	213	213	218	222	
4. Petroleum, kimia, getah dan plastik <i>Petroleum, chemical, rubber and plastic</i>	1,693	1,653	1,755	1,675	
19 Pembuatan kok dan produk petroleum bertapis <i>Manufacture of coke and refined petroleum products</i>	204	194	223	199	
20 Pembuatan kimia dan produk kimia <i>Manufacture of chemicals and chemical products</i>	463	462	505	488	
21 Pembuatan produk farmaseutikal asas, kimia perubatan dan botani <i>Manufacture of basic pharmaceutical products and pharmaceutical preparations</i>	62	59	68	61	
22 Pembuatan produk getah dan plastik <i>Manufacture of rubber and plastics products</i>	965	939	959	927	
5. Produk mineral bukan logam, logam asas dan produk logam yang direka <i>Non-metallic mineral products, basic metal and fabricated metal products</i>	1,169	1,181	1,258	1,237	
23 Pembuatan produk galian bukan logam lain <i>Manufacture of other non-metallic mineral products</i>	364	370	384	377	
24 Pembuatan logam asas <i>Manufacture of basic metals</i>	340	341	378	370	
25 Pembuatan produk logam, kecuali mesin dan kelengkapan <i>Manufacture of fabricated metal products, except machinery and equipment</i>	466	470	495	490	
6. Produk elektrik dan elektronik <i>Electrical and electronic products</i>	2,288	2,295	2,572	2,473	
26 Pembuatan komputer, produk elektronik dan optikal <i>Manufacture of computer, electronics and optical products</i>	1,610	1,614	1,825	1,745	
27 Pembuatan kelengkapan elektrik <i>Manufacture of electrical equipment</i>	322	320	352	342	
28 Pembuatan jentera dan peralatan t.t.t.l. <i>Manufacture of machinery and equipment n.e.c.</i>	355	361	395	386	
7. Kelengkapan pengangkutan dan pembuatan lain <i>Transport equipment and other manufactures</i>	587	597	633	603	
29 Pembuatan kenderaan bermotor, treler dan semi treler <i>Manufacture of motor vehicles, trailers and semi-trailers</i>	284	288	314	289	
30 Pembuatan kelengkapan pengangkutan lain <i>Manufacture of other transport equipment</i>	90	91	90	92	
32 Pembuatan lain <i>Other manufacturing</i>	105	106	119	110	
33 Pembaikan dan pemasangan jentera dan kelengkapan <i>Repair and installation of machinery and equipment</i>	107	112	111	111	
Pembuatan <i>Manufacturing</i>	Jumlah <i>Total</i>	7,523	7,536	8,122	7,865

(RM Juta/Million)

2022

Feb.	Mac	Apr.	Mei	Jun	Jul.	Ogo.	Sep.	Okt.	Nov.
894	905	901	907	912	912	906	921	922	933
843	857	852	860	866	866	859	871	872	881
45	43	44	42	42	41	42	45	45	47
6	6	5	5	5	5	5	5	5	5
158	157	155	156	150	153	154	159	159	166
55	55	54	55	55	55	56	57	57	58
75	75	74	75	69	73	72	74	74	81
27	27	27	27	26	25	26	28	28	28
796	792	779	783	775	770	773	783	790	798
216	214	212	212	209	213	214	216	217	217
177	174	172	171	173	171	173	176	177	178
185	188	184	188	187	182	182	177	183	190
218	217	211	212	205	203	204	214	213	213
1,654	1,750	1,708	1,739	1,778	1,770	1,781	1,776	1,758	1,733
198	231	173	173	186	185	187	206	204	195
489	508	479	465	478	489	481	476	477	477
60	60	67	64	65	66	68	68	69	66
908	951	989	1,037	1,049	1,031	1,045	1,026	1,007	996
1,203	1,210	1,181	1,194	1,178	1,166	1,165	1,191	1,197	1,206
367	378	378	385	383	383	379	390	391	391
363	360	347	345	338	329	331	338	340	342
473	472	456	465	457	455	455	463	467	473
2,490	2,421	2,374	2,402	2,421	2,351	2,400	2,456	2,452	2,448
1,774	1,749	1,723	1,722	1,742	1,669	1,703	1,757	1,749	1,756
333	319	292	321	328	328	334	333	331	325
383	354	359	359	351	353	363	366	372	366
610	608	616	605	602	588	594	599	604	606
296	287	300	294	295	283	288	290	291	291
95	102	97	97	94	93	93	95	95	93
109	106	104	104	106	107	109	110	108	108
110	113	115	110	106	104	103	104	110	114
7,805	7,843	7,715	7,787	7,816	7,709	7,771	7,885	7,881	7,890

Jadual **1.3b** : Gaji dan Upah yang Dibayar Sektor Pembuatan Mengikut Subsektor: Perubahan Peratusan Tahunan
 Table **1.3b** : Salaries and Wages Paid of Manufacturing Sector by Sub-sector: Annual Percentage Change

Subsektor Sub-sector	2020	2021	2021				2022			2021 (Jan. - Nov.)	
			Q1	Q2	Q3	Q4	Q1	Q2	Q3		
1. Makanan, minuman dan tembakau <i>Food, beverages and tobacco</i>	1.2	2.2	-2.2	2.6	2.7	5.7	5.6	6.1	7.2	11.8	
10 Pembuatan produk makanan <i>Manufacture of food products</i>	2.3	2.6	-1.1	2.6	3.0	6.0	5.9	6.2	7.2	12.3	
11 Pembuatan minuman <i>Manufacture of beverages</i>	-12.5	-5.4	-16.6	-0.05	-2.8	0.5	1.0	5.5	6.8	3.5	
12 Pembuatan produk tembakau <i>Manufacture of tobacco products</i>	-27.6	-2.4	-18.7	16.7	1.7	0.4	0.8	1.8	3.9	6.9	
2. Tekstil, pakaian, kulit dan kasut <i>Textiles, wearing apparel, leather and footwear</i>	-12.0	-8.5	-17.9	-6.6	-8.0	0.4	2.9	4.2	6.6	-1.1	
13 Pembuatan tekstil <i>Manufacture of textiles</i>	-2.9	-0.6	-4.9	3.3	-3.4	2.9	1.7	1.6	4.4	8.8	
14 Pembuatan pakaian <i>Manufacture of wearing apparel</i>	-17.0	-15.7	-26.8	-17.0	-13.1	-2.3	3.6	5.7	7.5	-10.0	
15 Pembuatan produk kulit dan barangan berkaitan <i>Manufacture of leather and related products</i>	-12.1	-1.5	-12.3	8.2	-2.5	3.2	3.4	5.5	9.4	8.0	
3. Produk kayu, perabot, keluaran kertas dan percetakan <i>Wood products, furniture, paper products and printing</i>	-2.7	1.0	-2.8	3.2	-1.1	5.1	4.9	5.6	5.5	10.5	
16 Pembuatan kayu dan produk kayu dan gabus, kecuali perabot; pembuatan bagi artikel jerami dan bahan-bahan anyaman <i>Manufacture of wood and products of wood and cork, except furniture; manufacture of articles of straw and plaiting materials</i>	-3.7	1.5	-6.0	2.6	1.2	8.8	7.5	8.2	4.2	10.7	
17 Pembuatan kertas dan produk kertas <i>Manufacture of paper and paper products</i>	-5.8	0.7	-4.7	3.1	0.7	4.3	3.7	2.9	5.1	10.3	
18 Percetakan dan penerbitan semula media rakaman <i>Printing and reproduction of recorded media</i>	-2.8	-0.8	-4.1	2.3	-2.8	1.8	1.3	1.9	6.9	8.2	
31 Pembuatan perabot <i>Manufacture of furniture</i>	1.2	2.4	3.4	4.6	-3.3	5.2	6.6	8.7	6.1	12.6	
4. Petroleum, kimia, getah dan plastik <i>Petroleum, chemical, rubber and plastic</i>	1.3	4.8	3.8	9.4	4.4	1.9	1.2	2.0	4.4	15.8	
19 Pembuatan kok dan produk petroleum bertapis <i>Manufacture of coke and refined petroleum products</i>	-4.4	1.9	-3.1	6.4	5.2	0.6	1.9	1.9	2.1	12.6	
20 Pembuatan kimia dan produk kimia <i>Manufacture of chemicals and chemical products</i>	-8.4	0.2	-8.5	5.6	2.7	2.5	1.5	2.4	3.4	9.6	
21 Pembuatan produk farmaseutikal asas, kimia perubatan dan botani <i>Manufacture of basic pharmaceutical products and pharmaceutical preparations</i>	9.5	13.7	14.6	14.8	13.9	11.9	8.8	8.6	10.3	25.8	
22 Pembuatan produk getah dan plastik <i>Manufacture of rubber and plastics products</i>	8.2	7.3	12.9	11.5	4.6	1.3	0.5	1.5	4.9	19.2	
5. Produk mineral bukan logam, logam asas dan produk logam yang direka <i>Non-metallic mineral products, basic metal and fabricated metal products</i>	-1.8	2.1	-0.3	4.5	-0.2	4.4	3.6	4.7	5.6	12.1	
23 Pembuatan produk galian bukan logam lain <i>Manufacture of other non-metallic mineral products</i>	-1.6	1.6	-3.5	5.1	1.1	4.1	4.1	5.3	9.1	11.6	
24 Pembuatan logam asas <i>Manufacture of basic metals</i>	-7.6	1.5	-3.8	4.2	-0.1	6.2	4.8	4.4	4.0	10.8	
25 Pembuatan produk logam, kecuali mesin dan kelengkapan <i>Manufacture of fabricated metal products, except machinery and equipment</i>	2.7	2.9	5.2	4.3	-1.4	3.4	2.3	4.5	4.0	13.5	
6. Produk elektrik dan elektronik <i>Electrical and electronic products</i>	-0.2	4.6	0.2	7.4	4.2	6.9	6.1	7.5	9.1	14.6	
26 Pembuatan komputer, produk elektronik dan optikal <i>Manufacture of computer, electronics and optical products</i>	-0.6	5.5	-1.3	8.7	5.8	9.3	8.2	9.4	11.0	15.2	
27 Pembuatan kelengkapan elektrik <i>Manufacture of electrical equipment</i>	2.9	2.2	3.3	3.0	1.1	1.5	1.7	3.3	4.5	12.7	
28 Pembuatan jentera dan peralatan t.t.t.l. <i>Manufacture of machinery and equipment n.e.c.</i>	-1.2	3.0	4.4	5.8	0.2	1.8	1.2	3.0	4.9	13.7	
7. Kelengkapan pengangkutan dan pembuatan lain <i>Transport equipment and other manufactures</i>	-7.4	1.0	-5.5	6.4	0.3	3.9	2.5	5.1	7.0	10.9	
29 Pembuatan kenderaan bermotor, treler dan semi treler <i>Manufacture of motor vehicles, trailers and semi-trailers</i>	-9.0	-0.2	-7.8	7.5	-1.5	2.1	0.8	3.6	7.3	9.6	
30 Pembuatan kelengkapan pengangkutan lain <i>Manufacture of other transport equipment</i>	-12.7	-0.5	-9.1	7.9	-0.5	1.6	0.5	4.5	8.4	9.1	
32 Pembuatan lain <i>Other manufacturing</i>	3.9	5.6	3.9	3.7	4.6	9.9	7.8	8.1	7.5	15.7	
33 Pembaikan dan pemasangan jentera dan kelengkapan <i>Repair and installation of machinery and equipment</i>	-7.2	1.6	-3.9	4.4	1.7	4.7	3.7	7.1	4.6	11.76	
Pembuatan											
	Jumlah Total	-1.1	3.0	-0.6	6.0	2.3	4.7	4.1	5.2	6.7	13.1

(%)

2022	2021												2022										
(Jan. - Nov.)	Jan.	Feb.	Mac.	Apr.	Mei.	Jun.	Jul.	Ogo.	Sep.	Okt.	Nov.	Dis.	Jan.	Feb.	Mac.	Apr.	Mei.	Jun.	Jul.	Ogo.	Sep.	Okt.	Nov.
6.3	-3.6	-3.3	0.5	2.5	2.6	2.5	4.0	0.3	3.9	5.4	5.8	5.9	5.9	5.4	5.5	4.4	5.7	8.3	6.4	9.4	5.8	6.0	7.0
6.4	-2.6	-2.3	1.5	2.6	2.7	2.6	4.5	0.5	4.1	5.7	6.1	6.3	6.2	5.6	5.8	4.5	5.8	8.3	6.3	9.5	5.9	6.1	7.1
4.5	-18.1	-17.6	-14.0	-0.1	0.2	-0.2	-5.6	-3.2	0.4	0.6	0.8	0.1	0.0	2.0	1.2	2.5	5.6	8.9	8.8	7.0	4.8	5.1	4.7
2.3	-20.5	-17.1	-18.7	17.9	17.6	14.5	2.3	1.2	1.5	0.2	0.1	0.9	1.3	0.9	0.3	0.5	0.2	4.8	4.9	4.6	2.3	2.6	4.4
4.6	-18.0	-17.9	-17.7	0.5	-4.2	-15.5	-11.2	-6.5	-6.4	-4.6	2.6	2.9	2.8	3.2	2.7	2.0	2.0	8.9	6.4	5.8	7.7	5.9	3.8
2.6	-6.8	-4.2	-3.7	10.5	4.9	-4.4	-4.3	-3.4	-2.4	0.5	3.8	4.4	2.4	2.0	0.8	0.6	0.4	3.9	4.1	3.7	5.2	3.2	2.3
5.8	-25.9	-27.3	-27.2	-9.9	-14.8	-26.1	-16.3	-10.8	-11.9	-11.0	1.5	2.1	3.1	3.8	3.9	2.7	2.4	13.1	6.5	6.4	9.5	9.2	5.5
5.3	-11.9	-12.8	-12.2	16.0	15.2	-5.1	-9.9	0.2	2.1	3.7	3.5	2.5	2.8	4.0	3.4	3.2	4.4	9.1	11.5	8.6	8.2	2.9	2.0
4.9	-3.2	-3.2	-2.1	8.0	3.8	-2.1	-3.7	-2.2	2.6	4.0	6.0	5.4	5.1	5.2	4.5	4.5	5.0	7.3	7.2	6.7	2.9	3.0	2.6
5.4	-5.6	-7.6	-4.6	9.2	3.4	-4.1	-2.3	0.9	4.9	7.4	9.9	9.0	7.6	7.9	7.1	7.0	7.9	9.9	6.8	5.8	0.3	0.5	0.3
3.7	-5.0	-4.8	-4.3	5.5	3.1	0.8	-0.8	0.5	2.3	3.2	5.5	4.2	4.0	5.9	1.3	1.2	3.0	4.4	6.1	5.8	3.5	3.3	2.7
4.3	-5.5	-3.6	-3.2	4.0	3.2	-0.4	-2.9	-2.5	-2.9	0.4	2.2	2.6	1.6	1.3	1.0	0.5	0.6	4.7	6.0	5.8	9.1	9.3	8.6
5.8	3.2	3.4	3.6	13.4	5.5	-3.9	-8.2	-7.1	5.2	4.4	5.7	5.4	6.7	5.2	7.9	8.5	7.9	9.6	9.8	9.3	0.2	0.3	0.1
2.9	3.0	3.3	4.9	11.4	9.1	8.0	5.8	4.7	2.9	2.9	1.5	1.3	1.1	1.1	1.5	2.3	2.4	1.4	4.6	4.7	3.8	3.8	4.8
1.6	-4.9	-2.4	-2.1	3.9	5.8	9.5	5.3	5.4	4.9	1.0	0.6	0.4	0.2	2.5	2.7	2.5	3.1	0.2	2.5	3.9	0.2	0.3	0.4
2.6	-9.8	-8.7	-7.1	7.8	5.1	4.1	3.5	2.9	1.7	3.8	2.0	1.8	1.8	1.3	1.6	2.9	3.5	1.0	4.7	4.0	1.5	3.1	3.3
9.8	13.9	14.6	15.3	15.7	15.3	13.3	13.4	14.6	13.6	15.1	9.9	10.8	10.5	7.8	8.2	8.3	8.5	9.1	9.9	10.0	11.0	11.7	12.3
2.8	12.7	11.9	14.1	14.3	11.2	9.3	6.5	4.8	2.5	2.3	1.0	0.6	0.4	0.3	0.7	1.6	1.5	1.4	4.6	4.8	5.1	4.4	6.0
4.2	-0.3	-2.1	1.6	9.4	5.0	-0.5	-2.4	-2.2	3.9	4.7	3.9	4.7	4.1	3.5	3.1	3.3	3.9	7.0	7.2	7.1	2.7	2.4	2.1
6.2	-3.8	-5.3	-1.2	9.8	6.5	-0.7	-0.5	0.1	3.8	4.6	2.4	5.4	4.6	3.9	3.8	3.4	3.6	8.9	9.8	9.5	8.1	7.5	5.8
3.6	-5.2	-5.8	-0.2	8.9	3.6	0.2	-2.5	-2.5	4.6	5.6	6.9	6.1	5.7	6.2	2.4	4.1	4.1	5.1	6.0	5.7	0.5	0.2	0.1
3.0	6.6	3.5	5.5	9.3	4.8	-0.8	-3.9	-3.8	3.5	4.1	3.0	3.1	2.6	1.3	3.0	2.8	4.1	6.8	5.9	6.2	0.2	0.1	0.7
7.5	-0.6	0.3	1.0	8.0	7.7	6.5	2.7	4.5	5.3	5.7	7.3	7.7	5.6	5.5	7.3	7.3	7.5	7.8	9.1	9.3	8.9	7.2	6.7
9.3	-2.7	-0.8	-0.2	8.5	8.6	9.0	4.4	5.9	7.1	7.7	9.6	10.5	7.4	7.3	9.8	8.9	9.5	9.7	10.9	11.2	10.8	8.6	8.8
3.0	5.6	1.6	2.8	3.4	3.6	2.0	0.1	1.2	2.0	1.6	1.0	1.8	0.8	1.6	2.9	4.2	2.8	3.0	4.7	4.8	4.2	2.7	1.8
3.0	3.9	4.0	5.2	10.0	7.6	0.0	-1.9	1.7	0.8	1.1	3.2	1.2	2.0	1.1	0.3	2.8	2.9	3.2	5.1	5.2	4.6	4.7	1.4
4.3	-7.0	-6.6	-2.9	9.1	9.2	0.9	-1.0	-0.7	2.4	4.5	4.4	2.7	2.5	2.2	2.7	2.7	4.7	8.1	8.4	8.3	4.5	2.9	1.4
3.4	-8.7	-8.3	-6.5	10.4	11.6	0.9	-2.4	-2.9	0.6	3.5	2.8	0.3	0.5	0.6	1.3	0.6	3.2	7.4	9.1	9.2	3.8	2.6	1.0
4.2	-12.7	-12.0	-2.5	13.2	9.7	0.8	-1.7	-1.4	1.5	3.3	1.2	0.2	0.0	0.7	0.9	1.3	3.8	8.7	9.1	9.3	7.0	5.6	1.7
6.7	3.6	3.7	4.3	5.9	4.4	1.0	2.2	4.4	7.2	9.4	9.8	10.5	9.4	7.2	6.8	7.4	8.3	8.4	8.4	8.5	5.5	2.1	1.9
4.5	-6.2	-5.5	0.2	5.0	7.1	1.1	0.4	1.1	3.7	3.7	6.5	3.9	3.6	3.3	4.2	5.4	6.4	9.6	5.7	4.6	3.3	2.0	1.9
5.2	-1.4	-1.3	0.8	8.2	6.4	3.5	1.5	1.7	3.6	4.4	4.8	4.9	4.1	3.9	4.4	4.5	5.0	6.2	7.1	7.5	5.4	4.8	4.7

Jadual **1.3c** : Gaji dan Upah yang Dibayar Sektor Pembuatan Mengikut Subsektor: Perubahan Peratusan Bulanan/Suku Tahunan
 Table **1.3c** : Salaries and Wages Paid of Manufacturing Sector by Sub-sector: Monthly/Quarterly Percentage Change

Subsektor Sub-sector	2021				2022				Jan.	Feb.	Mac
	Q1	Q2	Q3	Q4	Q1	Q2	Q3				
1. Makanan, minuman dan tembakau	1.5	0.2	-0.3	4.3	1.4	0.7	0.7	-2.1	-0.6	1.2	
Food, beverages and tobacco											
10 Pembuatan produk makanan <i>Manufacture of food products</i>	1.8	0.7	-0.3	3.7	1.6	1.0	0.7	-1.7	-0.6	1.5	
11 Pembuatan minuman <i>Manufacture of beverages</i>	-3.0	-7.3	-1.1	12.9	-2.4	-3.2	0.1	-7.0	-0.9	-4.0	
12 Pembuatan produk tembakau <i>Manufacture of tobacco products</i>	-0.1	-15.7	-1.5	21.1	0.3	-14.9	0.5	-16.7	7.1	-4.4	
2. Tekstil, pakaian, kulit dan kasut	-2.7	-4.9	-1.5	10.2	-0.3	-3.7	0.8	-3.3	-4.7	-0.1	
Textiles, wearing apparel, leather and footwear											
13 Pembuatan tekstil <i>Manufacture of textiles</i>	-1.6	-1.1	-0.5	6.2	-2.7	-1.2	2.2	-2.1	-1.2	-0.2	
14 Pembuatan pakaian <i>Manufacture of wearing apparel</i>	-4.6	-7.5	-1.3	12.1	1.2	-5.6	0.4	-5.3	-7.7	0.02	
15 Pembuatan produk kulit dan barangan berkaitan <i>Manufacture of leather and related products</i>	0.6	-5.4	-4.4	13.5	0.8	-3.5	-0.9	0.5	-2.9	-0.3	
3. Produk kayu, perabot, keluaran kertas dan percetakan	2.2	-3.1	-0.5	6.8	1.9	-2.5	-0.5	0.4	-1.7	0.1	
Wood products, furniture, paper products and printing											
16 Pembuatan kayu dan produk kayu dan gabus, kecuali perabot; pembuatan bagi artikel jerami dan bahan-bahan anyaman <i>Manufacture of wood and products of wood and cork, except furniture; manufacture of articles of straw and plaiting materials</i>	0.6	-3.1	5.2	6.1	-0.6	-2.5	1.3	0.7	-2.0	-0.6	
17 Pembuatan kertas dan produk kertas <i>Manufacture of paper and paper products</i>	1.8	-0.6	-1.4	4.6	1.2	-1.5	0.7	0.2	0.2	2.6	
18 Percetakan dan penerbitan semula media rakaman <i>Printing and reproduction of recorded media</i>	5.8	-1.9	-7.7	6.2	5.3	-1.3	-3.2	-0.3	-4.4	2.3	
31 Pembuatan perabot <i>Manufacture of furniture</i>	0.9	-6.3	1.4	9.7	2.2	-4.4	-1.0	0.9	-0.5	-3.1	
4. Petroleum, kimia, getah dan plastik	0.2	2.1	-0.3	-0.1	-0.4	2.9	1.9	-4.4	-1.2	5.4	
Petroleum, chemical, rubber and plastic											
19 Pembuatan kok dan produk petroleum bertapis <i>Manufacture of coke and refined petroleum products</i>	-0.03	-15.4	8.2	9.9	1.2	-15.4	8.5	-10.6	-2.9	16.6	
20 Pembuatan kimia dan produk kimia <i>Manufacture of chemicals and chemical products</i>	4.9	-5.0	0.7	2.2	3.9	-4.2	1.6	-3.4	0.9	3.5	
21 Pembuatan produk farmaseutikal asas, kimia perubatan dan botani <i>Manufacture of basic pharmaceutical products and pharmaceutical preparations</i>	-1.9	8.9	1.7	3.0	-4.5	8.7	3.3	-10.1	0.2	-0.4	
22 Pembuatan produk getah dan plastik <i>Manufacture of rubber and plastics products</i>	-1.9	9.3	-2.4	-3.2	-2.7	10.4	0.9	-3.1	-2.0	4.4	
5. Produk mineral bukan logam, logam asas dan produk logam yang direka	2.0	-3.7	-1.7	8.2	1.2	-2.7	-0.9	-1.2	-2.1	1.0	
Non-metallic mineral products, basic metal and fabricated metal products											
23 Pembuatan produk galian bukan logam lain <i>Manufacture of other non-metallic mineral products</i>	0.5	0.9	-3.0	5.9	0.4	2.0	0.5	-1.1	-2.1	3.3	
24 Pembuatan logam asas <i>Manufacture of basic metals</i>	4.6	-5.5	-2.7	10.5	3.2	-5.8	-3.1	-1.9	-2.2	2.9	
25 Pembuatan produk logam, kecuali mesin dan kelengkapan <i>Manufacture of fabricated metal products, except machinery and equipment</i>	1.3	-6.0	0.1	8.4	0.3	-3.9	-0.4	-0.7	-2.0	-2.0	
6. Produk elektrik dan elektronik	4.0	-3.8	-1.3	8.3	3.2	-2.5	0.1	-1.9	0.7	-4.4	
Electrical and electronic products											
26 Pembuatan komputer, produk elektronik dan optikal <i>Manufacture of computer, electronics and optical products</i>	5.5	-2.6	-2.5	9.2	4.4	-1.6	-1.1	-1.6	1.7	-3.6	
27 Pembuatan kelengkapan elektrik <i>Manufacture of electrical equipment</i>	-0.4	-6.8	4.6	4.4	-0.1	-5.3	5.8	-2.0	-3.5	-5.4	
28 Pembuatan jentera dan peralatan t.t.t.l. <i>Manufacture of machinery and equipment n.e.c.</i>	1.6	-6.4	-0.7	7.8	1.0	-4.7	1.2	-3.0	-0.01	-6.9	
7. Kelengkapan pengangkutan dan pembuatan lain	1.5	-2.4	-4.1	9.2	0.1	0.2	-2.3	-4.7	1.5	-0.9	
Transport equipment and other manufactures											
29 Pembuatan kenderaan bermotor, treler dan semi treler <i>Manufacture of motor vehicles, trailers and semi-trailers</i>	-0.2	-0.8	-6.4	10.3	-1.6	2.0	-3.1	-8.1	2.4	-3.8	
30 Pembuatan kelengkapan pengangkutan lain <i>Manufacture of other transport equipment</i>	7.8	-3.9	-6.2	4.6	6.7	-0.2	-2.6	2.7	2.3	7.1	
32 Pembuatan lain <i>Other manufacturing</i>	0.4	-3.6	4.2	8.9	-1.6	-3.3	3.7	-6.2	0.7	-2.3	
33 Pembaikan dan pemasangan jentera dan kelengkapan <i>Repair and installation of machinery and equipment</i>	2.0	-4.0	-3.5	10.8	1.0	-0.9	-5.8	0.5	-0.7	1.4	
Pembuatan	Jumlah Total	2.0	-1.9	-1.2	5.8	1.4	-0.8	0.2	-2.4	-0.6	0.03

(%)

2021												2022							
Apr.	Mei	Jun	Jul.	Ogo.	Sep.	Okt.	Nov.	Dis.	Jan.	Feb.	Mac	Apr.	Mei	Jun	Jul.	Ogo.	Sep.	Okt.	Nov.
0.7	-0.6	-1.8	1.7	-3.3	5.1	-0.1	0.3	5.8	-2.2	-1.0	1.2	-0.4	0.7	0.6	-0.1	-0.7	1.7	0.1	1.2
0.7	-0.3	-1.7	1.8	-3.7	4.9	-0.1	0.1	5.6	-1.8	-1.2	1.6	-0.5	0.9	0.7	-0.01	-0.8	1.4	0.1	1.0
1.4	-6.6	-4.1	-1.0	3.3	8.9	-0.3	5.6	6.5	-7.2	1.1	-4.7	2.6	-3.8	-1.0	-1.1	1.6	6.6	-0.04	5.2
-14.0	0.3	-4.2	-0.1	-3.4	11.1	4.4	0.4	27.3	-16.4	6.7	-5.0	-13.9	0.02	0.2	-0.01	-3.7	8.7	4.7	2.2
-0.4	0.8	-10.2	4.1	1.5	1.2	1.6	6.9	6.5	-3.4	-4.3	-0.6	-1.0	0.7	-4.1	1.8	0.9	3.1	-0.1	4.8
-0.9	2.6	-4.0	0.7	0.6	0.9	2.5	2.6	3.1	-3.9	-1.7	-1.4	-1.0	2.4	-0.7	0.9	0.2	2.3	0.5	1.7
0.04	0.5	-15.8	11.2	-0.4	0.2	-0.4	12.7	10.9	-4.4	-7.0	0.1	-1.1	0.1	-7.0	4.7	-0.6	3.1	-0.6	8.9
-0.4	-2.2	-7.3	-6.5	9.8	5.1	5.2	1.3	1.5	0.9	-1.8	-0.8	-0.7	-1.1	-3.1	-4.4	6.9	4.7	0.05	0.5
-1.6	0.01	-3.2	-0.6	1.0	5.0	0.7	1.3	4.1	0.1	-1.6	-0.5	-1.6	0.5	-1.1	-0.7	0.5	1.3	0.8	1.0
-0.7	-0.6	-3.3	4.5	1.3	6.5	0.3	0.4	2.3	-0.6	-1.7	-1.4	-0.7	0.2	-1.4	1.6	0.4	1.1	0.4	0.3
-0.8	-2.5	0.0	-2.5	1.1	3.8	0.9	1.1	0.2	-0.05	2.1	-1.9	-0.8	-0.8	1.4	-1.0	0.8	1.6	0.7	0.4
-1.6	1.8	-4.3	-3.9	0.4	-5.8	3.0	4.4	12.4	-1.2	-4.7	2.0	-2.1	1.9	-0.4	-2.7	0.2	-2.9	3.2	3.8
-3.3	1.1	-4.7	-1.2	1.0	14.4	-0.7	0.1	2.4	2.1	-1.9	-0.5	-2.8	0.5	-3.2	-1.0	0.5	4.9	-0.5	-0.1
-3.1	1.7	3.2	-3.5	0.5	0.6	-1.0	-2.4	6.1	-4.6	-1.2	5.8	-2.4	1.8	2.2	-0.4	0.6	-0.3	-1.0	-1.4
-24.9	-0.8	10.5	-2.6	-0.6	14.3	-0.6	-4.8	15.1	-10.8	-0.7	16.9	-25.1	-0.1	7.4	-0.4	0.9	10.2	-0.5	-4.8
-6.9	-3.4	5.3	-1.4	-1.1	1.5	-1.4	-0.2	9.4	-3.4	0.3	3.8	-5.8	-2.8	2.8	2.2	-1.6	-1.0	0.2	0.0
12.6	-4.7	0.2	1.5	3.4	-1.7	1.7	-5.6	15.9	-10.3	-2.3	-0.03	12.7	-4.5	0.7	2.3	3.5	-0.8	2.3	-5.1
3.1	5.0	1.3	-4.8	1.2	-2.1	-1.2	-2.7	2.1	-3.3	-2.1	4.8	4.0	4.8	1.2	-1.8	1.4	-1.8	-1.8	-1.2
-2.7	0.6	-4.2	-1.2	-0.04	6.6	0.9	1.0	6.6	-1.7	-2.7	0.6	-2.4	1.2	-1.4	-1.0	-0.1	2.3	0.6	0.7
0.2	1.7	-5.4	-0.7	-0.8	4.1	0.9	1.7	4.0	-1.9	-2.8	3.2	-0.2	1.9	-0.6	0.1	-1.1	2.8	0.3	0.1
-5.3	-0.6	-2.9	-3.7	1.0	7.6	1.0	0.5	10.8	-2.2	-1.8	-0.8	-3.7	-0.6	-1.9	-2.8	0.6	2.3	0.6	0.5
-3.1	0.6	-4.2	0.3	-0.2	7.9	0.8	0.8	5.4	-1.2	-3.3	-0.4	-3.3	1.9	-1.7	-0.5	0.2	1.8	0.7	1.4
-1.9	1.0	0.6	-4.1	1.9	2.7	1.4	0.3	12.1	-3.9	0.7	-2.8	-1.9	1.2	0.8	-2.9	2.1	2.4	-0.2	-0.2
-0.7	-0.6	1.0	-5.3	1.8	3.5	1.5	0.2	13.1	-4.3	1.7	-1.4	-1.5	-0.1	1.2	-4.2	2.0	3.2	-0.4	0.4
-9.6	11.4	2.0	-1.6	1.8	0.4	0.7	-0.7	10.2	-3.0	-2.7	-4.2	-8.4	9.9	2.2	0.04	1.9	-0.2	-0.7	-1.6
-0.8	-0.1	-2.5	-1.2	2.5	1.6	1.4	1.7	9.4	-2.3	-0.9	-7.6	1.6	-0.002	-2.2	0.6	2.7	1.0	1.5	-1.5
1.5	-3.8	-3.6	-2.6	1.1	4.6	2.4	1.8	6.1	-4.9	1.2	-0.4	1.4	-1.9	-0.5	-2.4	1.0	0.9	0.8	0.4
5.2	-4.5	-3.4	-5.6	1.8	5.8	1.6	1.4	8.9	-7.9	2.5	-3.0	4.5	-2.1	0.6	-4.1	1.9	0.5	0.5	-0.1
-4.9	-2.6	-7.4	-1.2	-1.3	5.3	1.1	1.0	-1.1	2.5	3.0	7.3	-4.5	-0.2	-3.1	-0.8	-1.1	3.1	-0.2	-2.7
-2.5	-0.6	1.8	0.4	2.4	3.5	1.1	0.9	11.8	-7.1	-1.3	-2.6	-1.9	0.2	2.0	0.4	2.4	0.6	-2.2	0.6
1.1	-5.7	-6.0	1.9	0.2	1.7	6.8	4.2	-0.9	0.2	-1.1	2.3	2.3	-4.8	-3.3	-1.6	-0.8	0.4	5.5	4.0
-1.7	0.4	-0.7	-2.2	0.5	3.4	0.6	0.2	7.8	-3.2	-0.8	0.5	-1.6	0.9	0.4	-1.4	0.8	1.5	-0.05	0.1

Jadual Table **1.4a** : Nilai Jualan Sektor Pembuatan Mengikut Kumpulan
: Sales Value of Manufacturing Sector by Group

Kod Kumpulan Group code	Keterangan Kumpulan/Tempoh	2020	2021	2021				2022		
				Q1	Q2	Q3	Q4	Q1	Q2	Q3
101	Pemprosesan dan pengawetan daging	7,249	7,877	1,849	1,861	2,039	2,128	2,135	2,179	2,212
102	Pemprosesan dan pengawetan ikan, krustasea dan moluska	6,230	6,281	1,678	1,613	1,445	1,544	1,435	1,434	1,405
	10201 Pengetinan ikan, krustasea dan moluska &									
	10202 Pemprosesan dan pengawetan ikan, krustasea dan moluska	5,934	5,970	1,597	1,542	1,373	1,459	1,354	1,359	1,324
	Industri lain	295	311	81	71	73	85	80	75	81
103	Pemprosesan dan pengawetan buah-buahan dan sayur - sayuran	1,799	1,779	521	459	379	419	445	441	453
	10303 & Pengetinan nanas	347	364	118	86	78	82	75	77	99
	10304 Pembuatan jem, marmalad dan sajian jeli Industri lain	1,452	1,415	403	373	301	338	369	364	354
104	Pembuatan minyak dan lemak daripada sayuran dan haiwan	147,991	168,492	30,600	45,231	45,276	47,386	37,522	53,117	49,670
	10404 & Pembuatan minyak sayuran mentah dan bertapis	13,747	17,088	3,785	4,367	4,748	4,188	4,070	5,239	5,949
	10406 Pembuatan sebatian lemak masakan									
	10405 Pembuatan minyak kelapa Industri lain	1,220	1,143	345	244	232	321	372	359	410
		133,024	150,261	26,470	40,620	40,295	42,876	33,080	47,518	43,311
105	Pembuatan produk tenusu	10,056	10,805	2,585	2,700	2,689	2,831	2,942	3,036	3,090
	10502 Pembuatan susu pekat, tepung dan sejat Industri lain	9,330	10,000	2,371	2,499	2,498	2,632	2,739	2,842	2,880
		726	805	214	201	190	199	203	194	210
106	Pembuatan produk bijian, kanji dan produk berkanji	7,342	8,695	2,021	2,227	2,134	2,313	2,516	2,775	2,606
	10611 Pengilangan beras	3,207	3,920	787	1,049	1,002	1,082	1,189	1,403	1,300
	10613 Pengilangan tepung Industri lain	3,811	4,453	1,150	1,104	1,056	1,144	1,248	1,291	1,225
		324	322	84	75	76	87	78	81	81
107	Pembuatan produk makanan lain	47,410	53,256	13,437	13,193	12,950	13,676	14,013	14,682	14,869
	10711 Pembuatan biskut dan cookies	2,140	2,234	567	524	467	676	797	846	797
	10712 Pembuatan roti, kek dan produk bakeri lain	11,633	12,375	3,204	3,193	3,123	2,854	2,875	3,258	3,255
	10713 Pembuatan produk snek	2,385	2,342	586	575	526	656	692	723	684
	10721 Pembuatan gula	4,585	5,502	1,385	1,300	1,333	1,484	1,370	1,298	1,252
	10731 Pembuatan produk koko	3,697	3,401	926	831	792	853	864	807	847
	10732 & Pembuatan coklat dan produk coklat	10,041	12,588	3,111	3,214	3,081	3,182	3,382	3,618	3,606
	10733 Pembuatan konfeksi gula									
	10793 Pembuatan sos dan bahan perasa	1,901	2,187	542	529	494	622	590	561	539
	10799 Pembuatan produk makanan lain t.t.t.l. Industri lain	4,009	4,801	1,140	1,129	1,236	1,296	1,433	1,497	1,652
		7,018	7,825	1,976	1,896	1,898	2,054	2,011	2,074	2,238
108/10800	Pembuatan makanan haiwan tersedia	11,360	13,164	2,545	3,454	3,607	3,558	3,619	4,298	4,347
110	Pembuatan minuman ringan	9,487	10,629	3,009	2,325	2,276	3,019	3,198	3,034	3,237
	11041 Pembuatan minuman ringan	5,031	6,267	1,580	1,363	1,600	1,724	1,739	1,564	1,650
	11042 Pengeluaran air mineral semulajadi dan minuman lain yang dibotolkan Industri lain	1,082	1,321	336	312	338	336	347	334	345
		3,375	3,040	1,093	650	338	959	1,113	1,137	1,242
120/12000	Pembuatan produk tembakau	3,060	2,940	973	594	266	1,108	1,018	785	681
131	Pemintalan, penenunan dan penyiapan tekstil	5,369	6,132	1,559	1,633	1,333	1,608	1,679	1,629	1,586
	13110 & Penyediaan dan pemintalan gentian tekstil	3,922	4,500	1,161	1,278	921	1,140	1,254	1,202	1,171
	13120 Penenunan tekstil									
	13132 Pewarnaan, pelunturan, percetakan dan penyiapan akhir benang dan fabrik Industri lain	1,391	1,570	386	343	391	450	412	413	401
		57	62	12	12	20	18	14	13	14
139	Pembuatan tekstil lain	3,498	4,595	1,034	1,046	1,210	1,306	1,279	1,272	1,260
	13910 Pembuatan fabrik dikait dan dikrusye Industri lain	1,917	2,240	540	524	561	615	587	574	559
		1,581	2,356	495	522	649	690	692	698	701
141	Pembuatan pakaian, kecuali pakaian berbulu	8,372	8,631	2,278	1,953	2,019	2,381	2,353	2,118	2,124
	14102 Pembuatan pakaian Industri lain	7,486	7,689	1,993	1,745	1,848	2,103	2,041	1,843	1,881
		885	942	286	208	171	278	312	275	242
142 & 143	Pembuatan artikel daripada kulit bulu dan pakaian yang dikait dan dikrusye	400	405	112	104	78	111	103	92	100
151 (15110 & 15120)	Penyamakan dan pembersihan kulit, pembuatan bagasi, beg tangan, pelana dan abah-abah pembersihan dan pewarnaan bulu	1,425	1,440	409	294	269	468	477	387	441
152	Pembuatan kasut	752	750	247	169	139	194	202	181	189
	15201 & Pembuatan kasut kulit	464	444	151	95	77	121	122	108	129
	15203 Pembuatan kasut getah Industri lain	288	306	97	74	62	74	81	73	60
161/16100	Pengilangan dan pengetaman kayu	5,600	5,885	1,759	1,126	1,227	1,773	1,933	1,334	1,581

2021	2022	2021									Group Description/Period
(Jan. - Nov.)	(Jan. - Nov.)	Jan.	Feb.	Mar.	Apr.	Mei	Jun	Jul.	Ogo.	Sep.	
7,164	8,090	651	602	597	591	629	640	625	713	701	Processing and preserving of meat
5,768	5,241	578	537	564	553	514	546	479	488	479	Processing and preserving of fish, crustaceans and molluscs
											<i>Canning of fish, crustaceans and molluscs</i>
5,486	4,947	550	510	537	530	490	522	455	464	454	<i>Processing, curing and preserving of fish, crustacean and molluscs</i>
282	293	28	27	27	24	24	24	24	24	25	<i>Other industry</i>
1,637	1,655	177	170	174	171	146	141	129	124	126	Processing and preserving of fruits and vegetable
											<i>Pineapple canning</i>
339	325	34	45	38	37	26	23	24	28	27	<i>Manufacture of jams, marmalades and table jellies</i>
1,298	1,330	142	125	136	134	120	119	105	97	99	<i>Other industry</i>
153,314	173,167	10,455	10,195	9,949	14,407	14,498	16,326	14,220	14,187	16,869	Manufacture of vegetable and animal oils and fats
											<i>Manufacture of crude and refined vegetable oil</i>
15,698	18,577	1,244	1,224	1,317	1,452	1,457	1,458	1,483	1,477	1,788	<i>Manufacture of compound cooking fats</i>
1,035	1,391	120	113	111	87	96	61	74	80	78	<i>Manufacture of coconut oil</i>
136,581	153,199	9,091	8,858	8,521	12,868	12,945	14,807	12,662	12,630	15,003	<i>Other industry</i>
9,886	11,110	864	850	871	901	876	923	836	929	924	Manufacture of dairy products
9,146	10,370	793	778	799	832	810	857	775	867	857	<i>Manufacture of condensed, powdered and evaporated milk</i>
739	740	70	72	72	69	66	66	61	62	67	<i>Other industry</i>
7,942	9,698	648	662	711	760	707	760	685	689	760	Manufacture of grain mill products, starches and starch products
3,573	4,769	250	265	272	351	339	358	313	316	374	<i>Rice milling</i>
4,076	4,624	371	367	412	383	344	377	350	347	359	<i>Flour milling</i>
293	305	27	30	27	26	23	25	23	25	28	<i>Other industry</i>
48,723	53,464	4,327	4,560	4,551	4,515	4,179	4,498	4,265	4,256	4,430	Manufacture of other food products
1,993	3,004	189	180	198	234	147	144	151	153	163	<i>Manufacture of biscuits and cookies</i>
11,445	11,405	981	1,256	968	1,001	1,042	1,150	1,050	1,079	994	<i>Manufacture of bread, cakes and other bakery products</i>
2,122	2,586	195	189	201	211	183	181	155	168	202	<i>Manufacture of snack products</i>
5,005	4,770	423	481	481	466	383	452	433	404	496	<i>Manufacture of sugar</i>
3,126	3,108	317	327	282	289	275	266	260	266	266	<i>Manufacture of cocoa products</i>
											<i>Manufacture of chocolate and chocolate products</i>
11,543	12,956	1,026	948	1,137	1,132	1,021	1,061	1,038	1,009	1,034	<i>Manufacture of sugar confectionery</i>
1,978	2,080	188	180	175	179	177	172	155	161	178	<i>Manufacture of sauces and condiments</i>
4,373	5,752	363	374	403	377	369	383	396	412	429	<i>Manufacture of other food products n.e.c.</i>
7,140	7,803	646	625	706	627	583	687	626	604	668	<i>Other industry</i>
11,959	15,087	774	784	987	1,134	1,155	1,164	1,217	1,198	1,193	Manufacture of prepared animal feeds
9,652	11,685	979	981	1,049	1,004	821	499	578	790	908	Manufacture of beverages
5,708	6,142	519	520	541	544	413	406	470	637	494	<i>Manufacture of soft drinks</i>
1,214	1,246	100	113	123	124	96	92	105	121	112	<i>Production of natural mineral waters and other bottled waters</i>
2,730	4,297	360	347	386	336	312	2	3	33	303	<i>Other industry</i>
2,556	3,107	320	301	352	284	237	72	77	54	135	Manufacture of tobacco products
5,565	5,947	515	509	536	536	523	575	463	434	435	Spinning, weaving and finishing of textiles
											<i>Preparation and spinning of textile fibres</i>
4,088	4,405	382	382	397	416	421	441	323	314	284	<i>Weaving of textiles</i>
1,420	1,494	127	124	135	116	98	130	136	111	144	<i>Dyeing, bleaching, printing and finishing of yarns and fabrics</i>
57	49	5	4	4	4	4	4	4	9	7	<i>Other industry</i>
4,150	4,687	344	326	364	347	339	360	395	404	410	Manufacture of other textiles
2,029	2,112	177	170	193	168	171	184	186	179	195	<i>Manufacture of knitted and crocheted fabrics</i>
2,121	2,575	166	157	172	179	168	175	209	225	215	<i>Other industry</i>
7,819	8,122	787	763	729	689	644	620	655	678	686	Manufacture of wearing apparel, except fur apparel
6,964	7,110	687	666	640	609	564	572	613	622	612	<i>Manufacture of clothings</i>
855	1,012	100	97	89	79	80	48	42	55	74	<i>Other industry</i>
366	373	38	38	37	42	42	20	25	24	29	Manufacture of articles of fur, knitted and crocheted apparel
											<i>Tanning and dressing of leather; manufacture of luggage, handbags, saddlery and harness; dressing and dyeing of fur</i>
1,281	1,682	138	132	139	119	113	63	60	89	119	
682	709	87	80	81	65	57	47	43	48	48	Manufacture of footwear
											<i>Manufacture of leather footwear</i>
402	451	52	47	52	39	31	26	23	26	28	<i>Manufacture of rubber footwear</i>
281	258	35	33	29	27	26	22	20	21	20	<i>Other industry</i>
5,251	6,035	585	545	628	503	373	250	281	485	460	Sawmilling and planning of wood

Jadual
Table **1.4a** : Nilai Jualan Sektor Pembuatan Mengikut Kumpulan (samb.)
: Sales Value of Manufacturing Sector by Group (cont.)

Kod Kumpulan Group code	Keterangan Kumpulan/Tempoh	Okt.	Nov.	Dis.	Jan.	Feb.
101	Pemprosesan dan pengawetan daging	681	734	713	747	706
102	Pemprosesan dan pengawetan ikan, krustasea dan moluska	512	519	513	503	450
10201	Pengetinan ikan, krustasea dan moluska					
&						
10202	Pemprosesan dan pengawetan ikan, krustasea dan moluska	483	492	484	476	425
	Industri lain	29	28	28	28	25
103	Pemprosesan dan pengawetan buah-buahan dansayur - sayuran	134	143	142	162	144
10303	Pengetinan nanas					
&						
10304	Pembuatan jem, marmalad dan sajian jeli	27	30	25	28	26
	Industri lain	108	113	117	133	118
104	Pembuatan minyak dan lemak daripada sayuran dan haiwan	16,306	15,901	15,179	13,195	12,218
10404	Pembuatan minyak sayuran mentah dan bertapis					
&						
10406	Pembuatan sebatian lemak masakan	1,418	1,379	1,391	1,434	1,259
10405	Pembuatan minyak kelapa	104	110	107	117	126
	Industri lain	14,783	14,412	13,681	11,644	10,833
105	Pembuatan produk tenusu	948	964	919	993	967
10502	Pembuatan susu pekat, tepung dan sejat	880	898	854	923	901
	Industri lain	67	66	66	70	66
106	Pembuatan produk bijian, kanji dan produk berkanji	801	758	753	824	819
10611	Pengilangan beras	395	341	347	376	406
10613	Pengilangan tepung	379	387	377	420	388
	Industri lain	28	30	29	28	25
107	Pembuatan produk makanan lain	4,636	4,507	4,532	4,769	4,485
10711	Pembuatan biskut dan cookies	200	235	241	271	260
10712	Pembuatan roti, kek dan produk bakeri lain	990	934	930	987	933
10713	Pembuatan produk snek	217	218	221	226	222
10721	Pembuatan gula	498	488	497	511	430
10731	Pembuatan produk koko	287	291	275	306	300
10732	Pembuatan coklat dan produk coklat					
&						
10733	Pembuatan konfeksi gula	1,114	1,023	1,045	1,120	1,050
10793	Pembuatan sos dan bahan perasa	202	210	209	199	190
10799	Pembuatan produk makanan lain t.t.t.l.	443	425	428	474	457
	Industri lain	686	683	685	674	641
108/ 10800	Pembuatan makanan haiwan tersedia	1,165	1,188	1,204	1,279	1,184
110	Pembuatan minuman ringan	1,067	975	977	1,042	1,046
11041	Pembuatan minuman ringan	611	554	559	543	580
11042	Pengeluaran air mineral semulajadi dan minuman lain yang dibotolkan	114	114	107	108	115
	Industri lain	342	307	310	392	351
120/ 12000	Pembuatan produk tembakau	393	330	384	327	330
131	Pemintalan, penenunan dan penyiapan tekstil	488	552	567	566	547
13110	Penyediaan dan pemintalan gentian tekstil					
&						
13120	Penenunan tekstil	319	409	412	411	414
13132	Pewarnaan, pelunturan, percetakan dan penyiapan akhir benang dan fabrik	163	137	150	150	129
	Industri lain	6	6	5	5	4
139	Pembuatan tekstil lain	431	429	445	446	412
13910	Pembuatan fabrik dikait dan dikrusye	210	195	211	203	189
	Industri lain	221	234	235	243	223
141	Pembuatan pakaian, kecuali pakaian berbulu	783	786	813	787	776
14102	Pembuatan pakaian	692	686	725	689	671
	Industri lain	90	100	87	98	105
142 & 143	Pembuatan artikel daripada kulit bulu dan pakaian yang dikait dan dikrusye	35	37	39	38	33
151 (15110 & 15120)	Penyamakan dan pembersihan kulit, pembuatan bagasi, beg tangan, pelana dan abah-abah pembersihan dan pewarnaan bulu	149	160	159	161	160
152	Pembuatan kasut	63	64	67	68	63
15201	Pembuatan kasut kulit					
&						
15203	Pembuatan kasut getah	39	40	42	44	34
	Industri lain	24	24	25	25	28
161/ 16100	Pengilangan dan pengetaman kayu	551	589	634	690	561

2022									Group Description/Period
Mac	Apr.	Mei	Jun	Jul.	Ogo.	Sep.	Okt.	Nov.	
681	731	738	711	709	763	741	792	771	Processing and preserving of meat
481	473	473	488	438	490	478	476	491	Processing and preserving of fish, crustaceans and molluscs Canning of fish, crustaceans and molluscs
454	447	450	462	413	463	448	446	464	Processing, curing and preserving of fish, crustacean and molluscs
27	26	24	25	25	27	29	30	27	Other industry
139	145	144	152	142	155	157	153	163	Processing and preserving of fruits and vegetable
22	24	22	31	30	33	36	35	38	Pineapple canning
118	121	122	120	111	122	120	118	125	Manufacture of jams, marmalades and table jellies Other industry
12,109	16,749	17,919	18,448	15,779	16,472	17,419	16,701	16,158	Manufacture of vegetable and animal oils and fats Manufacture of crude and refined vegetable oil
1,377	1,624	1,731	1,885	2,018	2,007	1,924	1,717	1,602	Manufacture of compound cooking fats
128	115	121	123	135	146	129	128	122	Manufacture of coconut oil
10,603	15,011	16,067	16,440	13,626	14,319	15,366	14,856	14,435	Other industry
982	1,013	1,008	1,015	979	1,078	1,033	1,007	1,035	Manufacture of dairy products
916	949	945	948	910	1,007	962	940	969	Manufacture of condensed, powdered and evaporated milk
66	64	63	67	69	71	70	67	66	Other industry
873	984	924	868	821	884	901	904	897	Manufacture of grain mill products, starches and starch products
408	532	466	406	394	446	461	444	432	Rice milling
439	424	432	435	401	412	412	427	433	Flour milling
25	28	26	27	26	26	28	33	33	Other industry
4,759	4,937	4,792	4,953	4,855	5,107	4,907	4,952	4,947	Manufacture of other food products
266	335	257	254	254	278	265	279	286	Manufacture of biscuits and cookies
955	1,015	1,092	1,152	1,111	1,127	1,017	1,011	1,005	Manufacture of bread, cakes and other bakery products
243	252	235	236	213	233	239	245	242	Manufacture of snack products
429	455	391	453	411	421	420	425	424	Manufacture of sugar
257	270	268	270	282	289	276	297	294	Manufacture of cocoa products Manufacture of chocolate and chocolate products
1,211	1,232	1,223	1,163	1,163	1,246	1,196	1,190	1,160	Manufacture of sugar confectionery
200	204	175	182	175	184	181	189	202	Manufacture of sauces and condiments
502	492	489	515	506	579	567	581	588	Manufacture of other food products n.e.c.
696	683	661	730	742	751	746	734	746	Other industry
1,156	1,435	1,424	1,439	1,449	1,423	1,475	1,439	1,385	Manufacture of prepared animal feeds
1,110	1,153	936	946	1,043	1,114	1,080	1,140	1,076	Manufacture of beverages
616	640	464	459	548	576	527	612	577	Manufacture of soft drinks
124	125	102	107	115	119	111	111	110	Production of natural mineral waters and other bottled waters
370	388	369	380	381	419	442	417	388	Other industry
361	329	239	218	216	243	222	301	323	Manufacture of tobacco products
567	548	513	568	545	537	504	514	539	Spinning, weaving and finishing of textiles Preparation and spinning of textile fibres
429	409	386	407	396	404	371	374	404	Weaving of textiles
133	135	122	156	144	129	129	137	131	Dyeing, bleaching, printing and finishing of yarns and fabrics
4	4	5	5	5	5	4	4	4	Other industry
421	415	416	441	430	413	417	433	443	Manufacture of other textiles
195	186	190	198	191	184	184	195	196	Manufacture of knitted and crocheted fabrics
226	230	225	243	239	229	233	238	247	Other industry
789	757	705	657	700	713	711	732	795	Manufacture of wearing apparel, except fur apparel
681	657	609	577	623	634	624	643	701	Manufacture of clothings
108	100	96	79	76	79	87	89	94	Other industry
32	30	30	32	32	31	37	38	39	Manufacture of articles of fur, knitted and crocheted apparel
156	134	123	130	129	148	164	179	197	Tanning and dressing of leather; manufacture of luggage, handbags, saddlery and harness; dressing and dyeing of fur
71	62	62	56	59	66	63	69	69	Manufacture of footwear
44	35	36	37	41	45	43	46	47	Manufacture of leather footwear
27	27	27	19	19	22	20	22	22	Manufacture of rubber footwear Other industry
683	557	391	386	389	613	578	597	591	Sawmilling and planing of wood

Kod Kumpulan Group code	Keterangan Kumpulan/Tempoh	2020	2021	2021				2022		
				Q1	Q2	Q3	Q4	Q1	Q2	Q3
				162	Pembuatan produk daripada kayu, gabus, jerami dan bahan jalinan lain	16,681	17,143	5,123	3,038	3,482
16211	Pembuatan kepingan venier dan papan lapis	8,403	8,271	2,483	1,420	1,664	2,704	2,821	1,705	1,903
16212	Pembuatan papan partikel dan papan gentian	4,543	5,226	1,457	948	1,155	1,666	1,758	1,169	1,329
16221	Perfukangan kayu untuk jurubina	1,764	1,893	619	322	344	608	652	431	470
	Industri lain	1,971	1,752	564	348	319	522	640	454	489
170	Pembuatan kertas dan produk kertas	22,276	25,788	6,180	6,384	6,476	6,748	6,810	7,041	7,246
17010	Pembuatan pulpa, kertas dan kertas tebal	3,812	5,188	1,205	1,272	1,317	1,394	1,494	1,444	1,475
17020	Pembuatan kertas gelugur dan kertas tebal dan bekas daripada kertas dan kertas tebal	9,374	10,480	2,569	2,553	2,597	2,761	2,493	2,684	2,803
17091	Pembuatan sampul surat dan kad surat	389	326	83	80	80	82	79	86	102
17092	Pembuatan kertas kegunaan rumah dan pembersih peribadi	4,629	5,154	1,216	1,286	1,292	1,360	1,523	1,515	1,490
17093	Pembuatan kertas bergam atau pelekat yang berjalur atau bergulung dan label dan kertas dinding	2,392	2,797	636	734	747	680	735	835	888
	Industri lain	1,680	1,843	470	458	443	472	486	476	488
181 & 182	Percetakan, aktiviti perkhidmatan berkaitan percetakan dan penerbitan semula media rakaman	11,533	12,098	3,291	2,682	2,708	3,417	3,547	3,273	3,216
18110	Percetakan	9,369	9,747	2,518	2,110	2,306	2,813	2,919	2,646	2,577
18120	Aktiviti perkhidmatan berkaitan percetakan &	2,164	2,351	773	572	402	604	628	628	639
18200	Penerbitan semula media rakaman									
192 (19201 & 19202)	Pembuatan produk petroleum bertapis	128,719	175,557	33,513	44,230	48,092	49,722	45,669	60,286	75,616
201	Pembuatan kimia asas, baja dan sebatian nitrogen, plastik dan getah sintetik dalam bentuk primer	66,825	73,682	19,511	16,592	18,583	18,996	20,084	17,918	18,339
20111	Pembuatan gas perindustrian atau perubatan bukan organik dalam bentuk cecair atau mampat	2,252	2,419	771	752	554	343	333	536	577
20112	& Pembuatan kimia organik asas	34,937	38,505	10,384	8,318	10,055	9,747	10,674	9,021	9,784
20113	Pembuatan sebatian bukan organik									
20121	& Pembuatan baja	4,428	4,968	1,212	1,196	1,040	1,520	1,669	1,464	1,387
20129	Pembuatan produk campuran nitrogen	22,507	24,184	6,313	5,495	5,906	6,469	6,104	5,562	4,997
20131	Pembuatan plastik dalam bentuk primer	2,701	3,607	831	831	1,028	917	1,304	1,334	1,595
	Industri lain									
202 & 203	Pembuatan produk kimia lain dan serat buatan manusia	23,776	28,646	6,878	6,572	7,003	8,193	8,940	8,694	9,643
20210	Pembuatan racun perosak dan produk agrokimia lain	1,883	2,681	650	608	636	787	1,047	920	930
20221	Pembuatan cat, varnis dan penyadur dan mastik	5,310	7,653	1,651	1,742	1,757	2,503	2,629	2,464	2,479
20222	Pembuatan dakwat cetak	998	989	246	253	237	252	296	293	278
20231	& Pembuatan sabun dan bahan pencuci, penyediaan membersihkan dan mengilat	9,385	10,633	2,665	2,327	2,757	2,884	3,126	3,138	3,838
20232	Pembuatan pewangi dan penyediaan dandanan diri									
20291	& Pembuatan plat fotografi, filem, sensitized paper dan other sensitized unexposed materials									
20292	& Pembuatan dakwat menulis dan melukis	5,698	6,066	1,517	1,486	1,438	1,625	1,689	1,715	1,905
20299	& Pembuatan produk kimia lain t.t.t.l.									
	Industri lain	500	625	150	156	178	141	152	165	212
210	Pembuatan produk farmaseutikal, kimia perubatan dan botani	7,843	9,185	2,117	2,260	2,405	2,403	2,412	2,501	2,695
21001	Pembuatan bahan aktif ubat-ubatan untuk digunakan oleh bidang farmakologi dalam pembuatan ubat-ubatan	6,288	7,645	1,750	1,931	2,006	1,958	2,022	2,092	2,223
	Industri lain	1,556	1,540	367	329	399	445	390	409	472
221	Pembuatan produk getah	63,435	86,432	22,899	27,051	19,939	16,544	16,499	18,756	15,766
22111	Pembuatan tayar getah untuk kenderaan	4,146	5,509	1,065	920	2,013	1,510	1,275	1,222	954
22112	Pembuatan bunga tayar yang boleh ditukar ganti dan tayar celup	726	666	178	159	146	185	162	168	179
22191	& Pembuatan produk lain daripada getah asli atau sintetik, tidak divulkan, divulkan atau dikeraskan	8,752	7,914	2,292	2,136	1,684	1,803	1,644	1,996	1,918
22193	Pengilangan semula getah dan prosesan susu getah									
22192	Pembuatan sarung tangan getah	44,219	65,418	17,568	22,044	14,479	11,326	11,813	13,687	11,021
22199	Pembuatan produk getah lain yang t.t.t.l.	5,592	6,925	1,796	1,792	1,617	1,720	1,606	1,684	1,693
222	Pembuatan produk plastik	48,459	58,617	13,733	15,041	14,847	14,996	14,652	16,028	15,866
22201	Pembuatan produk plastik separa siap									
22202	& Pembuatan produk plastik siap	14,628	17,691	4,205	4,728	4,508	4,250	3,949	4,554	4,314
22203	Pembuatan artikel plastik untuk pembungkusan	12,943	16,599	3,780	4,004	4,333	4,483	4,569	5,526	5,751
22204	Pembuatan barangan plastik jurubina	1,132	1,810	353	447	510	500	486	568	577
22205	Pembuatan pinggan mangkuk, peralatan dapur dan barangan tandas daripada plastik	3,053	4,658	937	1,119	1,196	1,406	1,584	1,784	1,880
22209	Pembuatan pelbagai produk plastik t.t.t.l.	16,704	17,859	4,458	4,744	4,300	4,357	4,065	3,595	3,343
231 (23101 & 23102 & 23109)	Pembuatan kaca dan produk kaca	5,871	5,162	1,728	1,317	871	1,246	1,483	1,331	1,263

2021	2022	2021									Group Description/Period
(Jan. - Nov.)	(Jan. - Nov.)	Jan.	Feb.	Mar.	Apr.	Mei	Jun	Jul.	Ogo.	Sep.	
15,206	17,414	1,707	1,632	1,784	1,380	892	766	731	1,259	1,493	Manufacture of products of wood, cork, straw and plaiting materials
7,317	8,208	816	784	884	643	401	376	326	603	735	Manufacture of veneer sheets and plywood
4,638	5,335	496	459	501	420	282	246	262	396	498	Manufacture of particle board and fibreboard
1,683	1,947	203	205	211	161	101	60	72	139	133	Manufacture of builders' carpentry
1,567	1,923	192	183	188	156	109	83	71	120	127	Other industry
23,609	25,888	1,947	1,965	2,268	2,221	2,079	2,084	2,049	2,195	2,232	Manufacture of paper and paper products
4,747	5,431	384	384	438	430	426	416	414	453	450	Manufacture of pulp, paper and paperboard
9,619	9,839	809	806	954	951	858	744	820	882	895	Manufacture of corrugated paper and paperboard and containers of paper and paperboard
299	339	27	26	30	27	28	26	25	27	28	Manufacture of envelopes and letter-card
4,686	5,484	377	394	446	443	404	440	402	429	461	Manufacture of household and personal hygiene paper
2,573	3,019	189	201	247	215	208	311	242	260	245	Manufacture of gummed or adhesive paper in strips or rolls and labels and wall paper
1,685	1,777	161	155	154	156	155	147	146	144	153	Other industry
10,874	12,430	1,136	1,091	1,064	1,062	934	687	801	935	971	Printing, service activities related to printing and reproduction of recorded media
8,742	10,003	866	828	824	827	716	567	675	802	828	Printing
2,132	2,427	270	263	240	234	218	120	126	133	143	Service activities related to printing
											Reproduction of recorded media
159,106	229,264	11,805	10,576	11,133	14,568	14,947	14,715	16,463	16,084	15,545	Manufacture of refined petroleum products
66,781	67,841	6,465	6,387	6,658	5,142	5,267	6,183	6,293	6,488	5,802	Manufacture of basic chemicals, fertilizer and nitrogen compounds, plastics and synthetic rubber in primary forms
2,277	1,821	295	285	190	234	239	279	276	184	94	Manufacture of liquefied or compressed inorganic industrial or medical gases
34,895	35,375	3,438	3,407	3,538	2,460	2,693	3,166	3,362	3,617	3,076	Manufacture of basic organic chemicals
4,426	5,392	376	406	429	427	389	379	337	349	354	Manufacture of inorganic compounds
21,916	20,048	2,086	2,013	2,214	1,733	1,679	2,084	2,007	1,966	1,932	Manufacture of fertilizers
3,267	5,206	269	275	287	288	267	275	311	371	346	Manufacture of associated nitrogen products
25,797	33,886	2,238	2,183	2,458	2,274	2,138	2,159	2,015	2,329	2,659	Manufacture of other chemical products and man-made fibres
2,387	3,636	216	208	226	218	185	205	203	213	220	Manufacture of pesticides and other agrochemical products
6,786	9,243	505	498	648	645	596	501	381	593	783	Manufacture of paints, varnishes and similar coatings ink and
900	1,049	82	80	84	90	79	85	83	82	73	Manufacture of printing ink
9,626	12,570	885	846	934	767	731	829	798	910	1,050	Manufacture of soap and detergents, cleaning and polishing preparations
5,522	6,731	503	503	512	505	495	486	485	479	474	Manufacture of perfumes and toilet preparations
575	657	47	49	53	50	51	54	66	53	58	Manufacture of photographic plates, films, sensitized paper and other sensitized unexposed materials
8,407	9,347	660	700	756	722	695	843	766	799	839	Manufacture of pharmaceuticals, medicinal chemical and botanical products
7,015	7,748	552	577	621	611	598	723	650	659	697	Manufacture of medicinal active substances to be used for their pharmacological properties in the manufacture of medicaments
1,392	1,599	108	123	135	112	97	120	116	141	143	Other industry
81,160	61,024	6,965	6,437	9,496	9,513	8,764	8,774	8,217	5,877	5,845	Manufacture of rubber products
5,077	3,955	332	354	380	370	301	249	1,157	443	414	Manufacture of rubber tyres for vehicles
613	624	61	55	61	62	58	39	40	52	54	Manufacture of interchangeable tyre treads and retreading rubber tyres
7,320	6,735	740	726	826	729	674	733	580	539	565	Manufacture of other products of natural or synthetic rubber, unvulcanized, vulcanized or hardened
61,778	43,624	5,243	4,724	7,602	7,726	7,165	7,154	5,905	4,307	4,267	Rubber remilling and latex processing
6,372	6,087	591	578	627	627	566	600	535	537	546	Manufacture of rubber gloves
53,572	56,721	4,484	4,365	4,884	5,171	4,903	4,967	4,841	5,070	4,937	Manufacture of plastics products
16,283	15,437	1,383	1,338	1,483	1,589	1,535	1,603	1,545	1,483	1,480	Manufacture of semi-manufactures of plastic products
15,098	19,614	1,273	1,199	1,308	1,378	1,308	1,317	1,432	1,518	1,383	Manufacture of finished plastic products
1,643	1,979	111	101	141	148	141	158	155	168	187	Manufacture of plastic articles for the packing of goods
4,160	6,461	316	273	348	380	350	388	308	430	458	Manufacture of builders' plastics ware
16,388	13,230	1,400	1,454	1,604	1,675	1,567	1,501	1,400	1,471	1,429	Manufacture of plastic tableware, kitchenware and toilet articles
											Manufacture of diverse plastic products n.e.c.
4,712	4,921	598	561	569	503	471	343	279	258	334	Manufacture of glass and glass products

Kod Kumpulan Group code	Keterangan Kumpulan/Tempoh					
		Okt.	Nov.	Dis.	Jan.	Feb.
162	Pembuatan produk daripada kayu, gabus, jerami dan bahan jalinan lain	1,685	1,878	1,937	1,989	1,824
16211	Pembuatan kepingan venier dan papan lapis	818	932	954	928	892
16212	Pembuatan papan partikel dan papan gentian	516	562	588	600	525
16221	Perfukangan kayu untuk jurubina	195	202	210	235	209
	Industri lain	155	181	185	226	198
170	Pembuatan kertas dan produk kertas	2,284	2,285	2,179	2,258	2,143
17010	Pembuatan pulpa, kertas dan kertas tebal	502	452	441	505	471
17020	Pembuatan kertas gelugur dan kertas tebal dan bekas daripada kertas dan kertas tebal	947	953	861	825	785
17091	Pembuatan sampul surat dan kad surat	28	27	27	26	26
17092	Pembuatan kertas kegunaan rumah dan pembersih peribadi	424	468	468	510	473
17093	Pembuatan kertas bergam atau pelekat yang berjalur atau bergulung dan label dan kertas dinding	227	228	224	218	233
	Industri lain	156	157	158	175	156
181 & 182	Percetakan, aktiviti perkhidmatan berkaitan percetakan dan penerbitan semula media rakaman	983	1,210	1,224	1,223	1,165
18110	Percetakan	824	984	1,005	994	956
18120	Aktiviti perkhidmatan berkaitan percetakan &	159	226	219	230	209
18200	Penerbitan semula media rakaman					
192 (19201 & 19202)	Pembuatan produk petroleum bertapis	15,666	17,604	16,452	17,255	13,325
201	Pembuatan kimia asas, baja dan sebatian nitrogen, plastik dan getah sintetik dalam bentuk primer	5,903	6,191	6,902	6,664	6,536
20111	Pembuatan gas perindustrian atau perubatan bukan organik dalam bentuk cecair atau mampat	96	104	142	132	107
20112	Pembuatan kimia organik asas	2,971	3,167	3,610	3,544	3,511
20113	Pembuatan sebatian bukan organik					
20121	Pembuatan baja	492	487	542	567	533
20129	Pembuatan produk campuran nitrogen	2,073	2,128	2,267	1,978	1,958
20131	Pembuatan plastik dalam bentuk primer	271	305	341	443	426
	Industri lain					
202 & 203	Pembuatan produk kimia lain dan serat buatan manusia	2,657	2,686	2,850	2,976	2,901
20210	Pembuatan racun perosak dan produk agrokimia lain	242	251	294	350	333
20221	Pembuatan cat, varnis dan penyadur dan mastik	827	809	866	906	858
20222	Pembuatan dakwat cetak	78	86	88	102	97
20231	Pembuatan sabun dan bahan pencuci, penyediaan membersihkan dan mengilat	933	944	1,007	1,009	1,006
20232	Pembuatan pewangi dan penyediaan dandanan diri					
20291	Pembuatan plat fotografi, filem, sensitized paper dan other sensitized unexposed materials					
20292	Pembuatan dakwat menulis dan melukis	529	551	545	560	557
20299	Pembuatan produk kimia lain t.t.t.l.	48	44	49	50	51
	Industri lain					
210	Pembuatan produk farmaseutikal, kimia perubatan dan botani	818	807	778	819	764
21001	Pembuatan bahan aktif ubat-ubatan untuk digunakan oleh bidang farmakologi dalam pembuatan ubat-ubatan	669	659	630	688	637
	Industri lain	149	147	148	131	127
221	Pembuatan produk getah	5,766	5,505	5,273	5,166	4,761
22111	Pembuatan tayar getah untuk kenderaan	645	433	432	428	409
22112	Pembuatan bunga tayar yang boleh ditukar ganti dan tayar celup	63	68	53	56	50
22191	Pembuatan produk lain daripada getah asli atau sintetik, tidak divulkan, divulkan atau dikeraskan	614	594	594	548	520
22193	Pengilangan semula getah dan prosesan susu getah					
22192	Pembuatan sarung tangan getah	3,849	3,837	3,640	3,604	3,283
22199	Pembuatan produk getah lain yang t.t.t.l.	594	573	553	530	499
222	Pembuatan produk plastik	4,954	4,997	5,045	4,846	4,635
22201	Pembuatan produk plastik separa siap	1,433	1,410	1,408	1,311	1,250
22202	Pembuatan produk plastik siap					
22203	Pembuatan artikel plastik untuk pembungkusan	1,462	1,519	1,501	1,525	1,470
22204	Pembuatan barangan plastik jurubina	166	167	167	162	141
22205	Pembuatan pinggan mangkuk, peralatan dapur dan barangan tandas daripada plastik	478	429	499	530	461
22209	Pembuatan pelbagai produk plastik t.t.t.l.	1,416	1,471	1,470	1,318	1,313
231 (23101 & 23102 & 23109)	Pembuatan kaca dan produk kaca	354	441	450	464	505

2022									Group Description/Period
Mac	Apr.	Mei	Jun	Jul.	Ogo.	Sep.	Okt.	Nov.	
2,058	1,579	1,108	1,072	1,076	1,455	1,660	1,767	1,826	Manufacture of products of wood, cork, straw and plaiting materials
1,001	738	490	476	465	643	796	858	921	Manufacture of veneer sheets and plywood
634	489	354	326	342	458	529	543	537	Manufacture of particle board and fibreboard
207	165	133	132	138	170	162	200	195	Manufacture of builders' carpentry
216	187	131	137	132	184	173	166	173	Other industry
2,409	2,477	2,251	2,312	2,331	2,456	2,459	2,442	2,350	Manufacture of paper and paper products
518	534	454	457	474	504	497	540	477	Manufacture of pulp, paper and paperboard
882	954	863	866	904	948	952	936	923	Manufacture of corrugated paper and paperboard and containers of paper and paperboard
28	25	30	31	32	34	35	37	35	Manufacture of envelopes and letter-card
541	533	488	494	468	498	524	480	476	Manufacture of household and personal hygiene paper
284	276	258	301	289	310	289	287	273	Manufacture of gummed or adhesive paper in strips or rolls and labels and wall paper
155	156	157	163	164	162	162	161	165	Other industry
1,158	1,159	1,053	1,061	1,072	1,054	1,090	1,070	1,323	Printing, service activities related to printing and reproduction of recorded media
969	938	850	857	856	844	877	849	1,012	Printing
189	221	203	204	216	210	213	221	311	Service activities related to printing
									Reproduction of recorded media
15,090	17,952	18,912	23,423	24,989	25,665	24,961	24,433	23,259	Manufacture of refined petroleum products
6,884	5,828	5,940	6,150	6,151	6,377	5,811	5,568	5,932	Manufacture of basic chemicals, fertilizer and nitrogen compounds, plastics and synthetic rubber in primary forms
94	156	184	196	191	207	178	180	196	Manufacture of liquefied or compressed inorganic industrial or medical gases
3,618	2,830	3,042	3,149	3,271	3,433	3,080	2,889	3,008	Manufacture of basic organic chemicals
569	506	492	466	461	474	451	436	436	Manufacture of inorganic compounds
									Manufacture of fertilizers
									Manufacture of associated nitrogen products
2,168	1,890	1,789	1,884	1,733	1,691	1,573	1,586	1,798	Manufacture of plastics in primary forms
435	447	433	455	495	572	529	479	494	Other industry
3,063	2,975	2,743	2,976	2,981	3,327	3,335	3,197	3,412	Manufacture of other chemical products and man-made fibres
364	338	280	301	277	321	333	335	404	Manufacture of pesticides and other agrochemical products
865	829	804	831	796	852	832	798	872	Manufacture of paints, varnishes and similar coatings ink and
97	101	93	98	93	98	88	87	96	Manufacture of printing ink
1,112	1,074	937	1,127	1,171	1,335	1,331	1,229	1,239	Manufacture of soap and detergents, cleaning and polishing preparations
									Manufacture of perfumes and toilet preparations
									Manufacture of photographic plates, films, sensitized paper and other sensitized unexposed materials
573	588	570	557	578	649	678	683	738	Manufacture of writing and drawing ink
									Manufacture of other chemical products n.e.c.
51	45	58	62	66	73	73	65	63	Other industry
829	834	752	915	888	893	914	879	860	Manufacture of pharmaceuticals, medicinal chemical and botanical products
697	706	629	757	736	737	751	723	687	Manufacture of medicinal active substances to be used for their pharmacological properties in the manufacture of medicaments
131	128	123	158	152	156	164	156	173	Other industry
6,573	6,609	6,077	6,070	5,711	5,020	5,034	5,130	4,873	Manufacture of rubber products
437	451	367	404	389	300	265	257	248	Manufacture of rubber tyres for vehicles
56	54	52	62	61	58	60	57	58	Manufacture of interchangeable tyre treads and retreading rubber tyres
577	704	594	698	682	663	574	602	575	Manufacture of other products of natural or synthetic rubber, unvulcanized, vulcanized or hardened
									Rubber remilling and latex processing
4,926	4,802	4,550	4,335	4,017	3,433	3,571	3,647	3,457	Manufacture of rubber gloves
577	598	514	572	563	566	565	568	536	Manufacture of other rubber products n.e.c.
5,171	5,714	5,118	5,196	5,253	5,351	5,262	5,071	5,104	Manufacture of plastics products
									Manufacture of semi-manufactures of plastic products
1,388	1,523	1,471	1,561	1,489	1,425	1,401	1,331	1,289	Manufacture of finished plastic products
1,574	1,865	1,824	1,837	1,859	1,976	1,916	1,882	1,886	Manufacture of plastic articles for the packing of goods
184	190	187	190	185	199	193	172	177	Manufacture of builders' plastics ware
593	642	578	564	636	600	645	615	597	Manufacture of plastic tableware, kitchenware and toilet articles
1,434	1,494	1,057	1,043	1,085	1,151	1,107	1,072	1,155	Manufacture of diverse plastic products n.e.c.
513	464	459	408	468	428	368	384	461	Manufacture of glass and glass products

Kod Kumpulan Group code	Keterangan Kumpulan/Tempoh	2020	2021	2021				2022		
				Q1	Q2	Q3	Q4	Q1	Q2	Q3
239	Pembuatan pengeluaran galian bukan logam f.t.t.l.	34,318	37,611	10,610	8,486	7,894	10,621	11,706	10,490	10,435
23911	Pembuatan mortar refraktori dan konkrit									
&		2,005	2,146	727	504	304	612	680	519	511
23921	Pembuatan seramik bukan refraktori									
23930	Pembuatan produk porselin dan seramik lain	745	1,006	251	243	235	277	269	283	273
23941	Pembuatan simen hidrolik	8,467	8,946	2,612	2,119	1,661	2,555	2,768	2,612	2,609
23951	Pembuatan konkrit dan mortar siap bancuh dan bancuhan kering	5,897	6,617	1,703	1,399	1,482	2,032	2,122	1,967	1,987
23952	Pembuatan konkrit pratuangan, simen atau artikel batu									
&	buatan yang digunakan dalam pembinaan;									
23953	Pembuatan komponen struktur pasang siap untuk									
&	bangunan atau kejuruteraan awam dari simen, batu									
	atau konkrit buatan	13,264	14,056	3,969	3,129	3,101	3,858	4,294	3,675	3,619
23959	Pembuatan artikel konkrit, simen dan plaster lain f.t.t.l.									
23990	Pembuatan produk mineral bukan logam lain f.t.t.l.	2,851	3,624	997	831	864	931	1,147	1,071	1,079
	Industri lain	1,090	1,216	352	261	247	356	426	361	358
241 (24101 & 24102 & 24103 & 24104 & 24109)	Pembuatan besi dan keluli asas	24,299	26,476	6,787	5,380	6,219	8,090	7,764	6,323	6,804
242 (24201 & 24202 & 24209)	Pembuatan logam asas berharga dan logam bukan ferus lain	21,093	22,575	6,286	4,789	4,903	6,598	6,647	5,507	5,545
243	Pengacuan logam	504	514	122	126	113	153	148	157	147
251 & 252	Pembuatan produk struktur logam, tangki, takungan, penjana wap, senjata dan peluru	22,226	24,551	6,537	5,689	5,363	6,961	7,616	6,987	6,719
25113	Pembuatan pintu, tingkap dan bingkai, penutup									
&	tingkap dan pintu pagar daripada logam	15,705	17,192	4,691	3,874	3,842	4,785	5,581	4,850	4,582
25119	Pembuatan produk struktur logam lain									
25120	Pembuatan tangki, takungan dan kontena daripada logam	5,612	6,640	1,639	1,640	1,372	1,990	1,841	1,963	1,939
	Industri lain	908	718	207	176	149	186	194	174	199
259	Pembuatan lain-lain produk yang direka daripada logam; aktiviti perkhidmatan kerja logam	31,160	32,456	8,935	7,898	6,591	9,031	9,091	9,123	8,413
25910	Tempaan, tekanan, hentakan dan bentuk gelekkan logam; serbuk metalurgi	3,574	4,189	1,073	1,026	914	1,176	1,247	1,273	1,313
25920	Rawatan dan penyalutan logam; menggunakan mesin	2,153	2,920	799	672	592	856	834	851	863
25991	Pembuatan tin untuk produk makanan dan minuman, tiub dan kotak boleh dilipat	6,731	5,995	1,592	1,418	1,375	1,610	1,576	1,421	1,435
25992	Pembuatan kabel, plaited bands (jalur/pita berpintal)									
&	dan artikel seumpamanya daripada logam	11,769	11,842	3,595	2,788	2,130	3,329	3,418	3,273	2,591
25993	Pembuatan bolt, skru, nat dan produk uliran seumpamanya									
25994	Pembuatan barangan rumah daripada logam	159	241	61	68	56	56	62	63	68
25999	Pembuatan produk lain yang direka daripada logam f.t.t.l.	6,191	6,529	1,644	1,736	1,348	1,800	1,732	2,033	1,929
	Industri lain	583	739	170	189	176	204	221	210	215
261	Pembuatan komponen dan papan elektronik	225,220	268,522	63,776	58,728	70,923	75,095	78,482	80,304	93,471
26101	Pembuatan diod, transistor dan alatan semikonduktor yang seumpamanya									
26102	Pembuatan litar elektronik bersepadu dengan pemasangan mikro	132,175	154,125	36,520	33,940	39,498	44,166	49,034	48,639	54,376
26103	Pembuatan kapasitor dan perintang elektrik									
&										
26104	Pembuatan papan litar bercetak	86,047	105,853	25,358	22,818	29,243	28,434	27,015	29,057	36,179
&										
26105	Pembuatan komponen paparan									
26109	Pembuatan komponen lain untuk aplikasi elektronik	6,998	8,544	1,897	1,970	2,182	2,495	2,434	2,608	2,916
262 (26201 & 26202)	Pembuatan komputer dan kelengkapan peranti	44,740	46,756	11,801	13,262	9,323	12,370	13,161	14,670	10,793
263/ 26300	Pembuatan peralatan komunikasi	17,120	14,469	4,163	3,337	3,173	3,796	3,645	3,500	3,542
264/ 26400	Pembuatan peralatan elektronik pengguna	35,626	38,593	9,612	8,658	8,877	11,445	11,003	10,095	11,235
265	Pembuatan kelengkapan mengukur, menguji, memandu arah dan kawalan; jam tangan dan jam	13,027	14,075	3,279	2,849	3,554	4,393	4,424	3,915	4,894
26511	Pembuatan kelengkapan mengukur, menguji,									
&	memandu arah dan kawalan	11,654	12,238	2,866	2,458	3,130	3,784	3,944	3,372	4,297
26512	Pembuatan kelengkapan kawalan proses perindustrian									
26520	Pembuatan jam tangan dan jam dan bahagiannya	1,373	1,837	412	391	424	609	480	543	597
266/ 26600	Pembuatan peralatan penyinaran, perubatan elektro dan elektroterapeutik	6,278	7,829	1,964	2,159	2,209	1,497	996	1,307	1,398

2021	2022	2021									Group Description/Period
(Jan. - Nov.)	(Jan. - Nov.)	Jan.	Feb.	Mar.	Apr.	Mei	Jun	Jul.	Ogo.	Sep.	
33,826	39,902	3,624	3,408	3,579	3,206	2,946	2,335	2,383	2,688	2,823	Manufacture of non-metallic mineral products n.e.c. <i>Manufacture of refractory mortars and concretes</i>
1,922	2,073	250	232	245	191	186	127	71	105	128	<i>Manufacture of non-refractory ceramic</i>
913	999	84	84	82	86	85	71	67	80	88	<i>Manufacture of other porcelain and ceramic products</i>
8,035	9,899	873	852	886	837	754	528	531	561	570	<i>Manufacture of hydraulic cement</i>
5,913	7,426	581	544	578	510	485	404	406	490	586	<i>Manufacture of ready-mix and dry-mix concrete and mortars</i>
											<i>Manufacture of precast concrete, cement or artificial stone articles for use in construction</i>
12,638	14,082	1,380	1,269	1,319	1,174	1,065	890	967	1,074	1,059	<i>Manufacture of prefabricated structural components for building or civil engineering of cement, concrete or artificial stone</i>
3,316	4,033	341	313	343	295	287	250	279	291	294	<i>Manufacture of other articles of concrete, cement and plaster</i>
1,089	1,389	114	113	124	112	82	66	63	87	98	<i>Manufacture of other non-metallic mineral products n.e.c.</i> <i>Other industry</i>
23,803	26,348	2,458	2,137	2,192	2,197	1,795	1,389	1,330	2,113	2,776	Manufacture of basic iron and steel
20,313	22,224	2,063	2,111	2,112	1,968	1,574	1,246	1,130	1,718	2,055	Manufacture of basic precious and other non-ferrous metals
460	562	42	39	42	51	47	28	28	40	45	Casting of metals
22,073	26,032	2,340	2,062	2,135	2,145	2,016	1,529	1,496	1,820	2,047	Manufacture of structural metal products, tanks, reservoirs , steam generators , weapons and ammunition
15,479	18,219	1,698	1,470	1,523	1,526	1,416	931	1,087	1,251	1,503	<i>Manufacture of metal doors, windows and their frames, shutters and gates</i>
5,942	7,118	563	536	540	554	537	549	363	520	490	<i>Manufacture of other structural metal products</i>
652	695	78	56	73	65	62	49	46	49	54	<i>Manufacture of tanks, reservoirs and containers of metal</i> <i>Other industry</i>
29,306	32,623	3,074	2,912	2,949	3,150	2,795	1,953	1,874	2,130	2,587	Manufacture of other fabricated metal products; metal working service activities
3,777	4,745	371	333	368	370	369	286	286	289	339	<i>Forging, pressing, stamping and roll-forming of metal; powder metallurgy</i>
2,629	3,185	252	265	282	271	219	183	161	201	231	<i>Treatment and coating of metals; machining</i>
5,434	5,358	565	516	511	505	452	460	393	452	530	<i>Manufacture of tins and cans for food products, collapsible tubes and boxes</i> <i>Manufacture of metal cable, plaited bands and similar articles</i>
10,673	11,155	1,244	1,190	1,161	1,104	1,109	575	566	684	880	<i>Manufacture of bolts, screws, nuts and similar threaded products</i>
222	237	16	17	28	29	27	12	19	18	18	<i>Manufacture of metal household articles</i>
5,902	7,131	565	546	533	799	553	385	391	426	531	<i>Manufacture of any other fabricated metal products n.e.c.</i>
670	812	60	45	65	72	65	52	57	60	58	<i>Other industry</i>
242,281	316,112	20,978	21,105	21,692	19,142	18,592	20,994	21,593	23,218	26,112	Manufacture of electronic components and boards
138,912	188,741	12,457	11,786	12,278	11,046	10,610	12,284	12,706	12,856	13,936	<i>Manufacture of diodes, transistors and similar semiconductor devices</i> <i>Manufacture of electronic integrated circuits micro assemblies</i>
											<i>Manufacture of electrical capacitors and resistors</i>
95,689	117,205	7,906	8,710	8,741	7,482	7,324	8,012	8,261	9,659	11,323	<i>Manufacture of printed circuit boards</i>
7,679	10,167	615	609	673	615	658	697	626	703	853	<i>Manufacture of display components</i> <i>Manufacture of other components for electronic applications</i>
42,588	46,454	3,642	3,956	4,203	5,048	3,843	4,371	3,642	3,382	2,299	Manufacture of computers and peripheral equipment
13,204	13,156	1,466	1,311	1,386	1,021	968	1,349	945	992	1,236	Manufacture of communication equipment
34,976	39,624	3,211	3,196	3,205	2,960	2,820	2,878	1,932	3,318	3,627	Manufacture of consumer electronics
12,352	16,614	1,297	930	1,052	935	899	1,014	991	1,204	1,359	Manufacture of measuring, testing, navigating and control equipment; watches and clocks
10,707	14,573	1,157	797	912	806	777	875	858	1,076	1,196	<i>Manufacture of measuring, testing, navigating and control equipment</i>
1,645	2,041	140	133	140	130	122	140	132	129	163	<i>Manufacture of industrial process control equipment</i> <i>Manufacture of watches and clocks and parts</i>
7,480	4,701	712	598	654	644	617	897	807	641	761	Manufacture of irradiation, electromedical and electrotherapeutic equipment

Kod Kumpulan Group code	Keterangan Kumpulan/Tempoh	Okt.	Nov.	Dis.	Jan.	Feb.
239	Pembuatan pengeluaran galian bukan logam f.t.t.l.	3,204	3,632	3,785	3,961	3,758
23911	Pembuatan mortar refraktori dan konkrit &	180	208	224	233	218
23921	Pembuatan seramik bukan refraktori	91	93	93	90	90
23930	Pembuatan produk porselin dan seramik lain	756	887	912	885	914
23941	Pembuatan simen hidrolik	621	707	704	724	676
23951	Pembuatan konkrit dan mortar siap bancuh dan banchuan kering					
23952	Pembuatan konkrit pratuangan, simen atau artikel batu buatan yang digunakan dalam pembinaan;					
23953	Pembuatan komponen struktur pasang siap untuk bangunan atau kejuruteraan awam dari simen, batu atau konkrit buatan	1,135	1,304	1,418	1,513	1,354
23959	Pembuatan artikel konkrit, simen dan plaster lain f.t.t.l.					
23990	Pembuatan produk mineral bukan logam lain f.t.t.l. Industri lain	312	312	307	374	369
		109	121	126	143	136
241 (24101 & 24102 & 24103 & 24104 & 24109)	Pembuatan besi dan keluli asas	2,731	2,685	2,673	2,763	2,434
242 (24201 & 24202 & 24209)	Pembuatan logam asas berharga dan logam bukan ferus lain	2,141	2,195	2,262	2,193	2,214
243	Pengacuan logam	48	50	54	49	47
251 & 252	Pembuatan produk struktur logam, tangki, takungan, penjana wap, senjata dan peluru	2,207	2,276	2,478	2,764	2,414
25113	Pembuatan pintu, tingkap dan bingkai, penutup tingkap dan pintu pagar daripada logam	1,524	1,548	1,713	2,050	1,747
25119	Pembuatan produk struktur logam lain					
25120	Pembuatan tangki, takungan dan kontena daripada logam Industri lain	627	664	698	644	606
		55	64	66	70	61
259	Pembuatan lain-lain produk yang direka daripada logam; aktiviti perkhidmatan kerja logam	2,883	2,999	3,149	3,135	2,937
25910	Tempaan, tekanan, hentakan dan bentuk gelean logam; serbuk metalurgi	367	397	412	414	402
25920	Rawatan dan penyulutan logam; menggunakan mesin	277	287	291	280	263
25991	Pembuatan tin untuk produk makanan dan minuman, tiub dan kotak boleh dilipat	511	537	562	563	510
25992	Pembuatan kabel, plaited bands (jalur/pita berpintal) dan artikel seumpamanya daripada logam	1,064	1,097	1,169	1,189	1,093
25993	Pembuatan bolt, skru, nat dan produk uliran seumpamanya					
25994	Pembuatan barangan rumah daripada logam	18	19	19	21	19
25999	Pembuatan produk lain yang direka daripada logam f.t.t.l. Industri lain	581	593	627	586	585
		66	69	69	82	65
261	Pembuatan komponen dan papan elektronik	24,782	24,072	26,241	23,010	25,642
26101	Pembuatan diod, transistor dan alatan semikonduktor yang seumpamanya	14,670	14,283	15,213	14,304	15,972
26102	Pembuatan litar elektronik bersepadu dengan pemasangan mikro					
26103	Pembuatan kapasitor dan perintang elektrik					
26104	Pembuatan papan litar bercetak	9,303	8,968	10,164	7,881	8,932
26105	Pembuatan komponen paparan					
26109	Pembuatan komponen lain untuk aplikasi elektronik	809	821	865	826	737
262 (26201 & 26202)	Pembuatan komputer dan kelengkapan peranti	4,405	3,797	4,169	4,274	4,634
263/ 26300	Pembuatan peralatan komunikasi	1,260	1,271	1,265	1,121	1,106
264/ 26400	Pembuatan peralatan elektronik pengguna	3,881	3,948	3,617	3,659	3,352
265	Pembuatan kelengkapan mengukur, menguji, memandu arah dan kawalan; jam tangan dan jam	1,339	1,331	1,723	1,788	1,222
26511	Pembuatan kelengkapan mengukur, menguji, & memandu arah dan kawalan	1,140	1,113	1,531	1,613	1,076
26512	Pembuatan kelengkapan kawalan proses perindustrian					
26520	Pembuatan jam tangan dan jam dan bahagiannya	199	218	192	176	146
266/ 26600	Pembuatan peralatan penyinaran, perubatan elektro dan elektroterapeutik	811	336	349	316	322

2022									Group Description/Period
Mac	Apr.	Mei	Jun	Jul.	Ogo.	Sep.	Okt.	Nov.	
3,988	3,723	3,332	3,434	3,441	3,527	3,468	3,447	3,824	Manufacture of non-metallic mineral products n.e.c. <i>Manufacture of refractory mortars and concretes</i>
229	177	154	188	168	165	178	171	193	<i>Manufacture of non-refractory ceramic</i>
88	93	94	96	95	90	87	86	87	<i>Manufacture of other porcelain and ceramic products</i>
969	933	833	846	847	889	873	904	1,006	<i>Manufacture of hydraulic cement</i>
723	662	651	655	650	678	659	635	715	<i>Manufacture of ready-mix and dry-mix concrete and mortars</i>
									<i>Manufacture of precast concrete, cement or artificial stone articles for use in construction</i>
1,428	1,371	1,148	1,156	1,190	1,228	1,200	1,185	1,308	<i>Manufacture of prefabricated structural components for building or civil engineering of cement, concrete or artificial stone</i>
									<i>Manufacture of other articles of concrete, cement and plaster n.e.c.</i>
404	361	331	379	377	357	345	350	386	<i>Manufacture of other non-metallic mineral products n.e.c.</i>
147	125	121	115	113	119	126	115	129	<i>Other industry</i>
2,567	2,392	2,068	1,864	1,741	2,308	2,755	2,719	2,738	Manufacture of basic iron and steel
2,239	2,201	1,739	1,566	1,565	1,795	2,185	2,281	2,245	Manufacture of basic precious and other non-ferrous metals
52	55	52	49	42	51	54	54	57	Casting of metals
2,438	2,322	2,248	2,416	2,262	2,254	2,203	2,313	2,397	Manufacture of structural metal products, tanks, reservoirs, steam generators, weapons and ammunition
1,784	1,605	1,590	1,655	1,545	1,518	1,519	1,579	1,627	<i>Manufacture of metal doors, windows and their frames, shutters and gates</i>
									<i>Manufacture of other structural metal products</i>
591	661	603	700	653	660	626	670	705	<i>Manufacture of tanks, reservoirs and containers of metal</i>
63	56	56	62	64	76	59	64	65	<i>Other industry</i>
3,019	3,296	2,933	2,894	2,766	2,809	2,838	2,988	3,007	Manufacture of other fabricated metal products; metal working service activities
431	432	411	430	428	440	446	459	452	<i>Forging, pressing, stamping and roll-forming of metal; powder metallurgy</i>
292	301	263	287	291	262	310	320	317	<i>Treatment and coating of metals; machining</i>
503	499	437	484	463	489	483	464	462	<i>Manufacture of tins and cans for food products, collapsible tubes and boxes</i>
									<i>Manufacture of metal cable, plaited bands and similar articles</i>
1,135	1,178	1,115	980	889	865	837	940	933	<i>Manufacture of bolts, screws, nuts and similar threaded products</i>
23	20	21	22	24	22	22	22	22	<i>Manufacture of metal household articles</i>
561	789	620	625	601	657	670	704	733	<i>Manufacture of any other fabricated metal products n.e.c.</i>
74	76	67	66	71	73	71	79	87	<i>Other industry</i>
29,831	25,077	25,890	29,337	27,703	31,054	34,715	32,389	31,465	Manufacture of electronic components and boards
18,758	15,650	15,284	17,705	16,260	18,293	19,824	19,067	17,625	<i>Manufacture of diodes, transistors and similar semiconductor devices</i>
									<i>Manufacture of electronic integrated circuits micro assemblies</i>
									<i>Manufacture of electrical capacitors and resistors</i>
10,202	8,625	9,731	10,701	10,597	11,832	13,749	12,164	12,790	<i>Manufacture of printed circuit boards</i>
									<i>Manufacture of display components</i>
871	803	874	931	846	929	1,142	1,158	1,051	<i>Manufacture of other components for electronic applications</i>
4,254	5,900	4,101	4,669	3,880	4,135	2,778	4,084	3,746	Manufacture of computers and peripheral equipment
1,418	1,049	1,083	1,368	929	1,160	1,452	1,231	1,239	Manufacture of communication equipment
3,993	3,703	3,124	3,267	3,371	3,737	4,128	3,553	3,738	Manufacture of consumer electronics
1,413	1,161	1,193	1,561	1,544	1,639	1,712	1,691	1,690	Manufacture of measuring, testing, navigating and control equipment; watches and clocks
1,255	986	1,024	1,362	1,342	1,436	1,519	1,481	1,479	<i>Manufacture of measuring, testing, navigating and control equipment</i>
									<i>Manufacture of industrial process control equipment</i>
158	174	169	199	202	203	193	210	211	<i>Manufacture of watches and clocks and parts</i>
358	462	348	497	445	515	438	461	539	Manufacture of irradiation, electromedical and electrotherapeutic equipment

Kod Kumpulan Group code	Keterangan Kumpulan/Tempoh	2020	2021	2021				2022		
				Q1	Q2	Q3	Q4	Q1	Q2	Q3
267 (26701 & 26702) & 268 (26800)	Pembuatan peralatan optikal, kelengkapan fotografi, media magnetik dan optikal	1,417	1,682	370	383	371	559	495	521	622
271	Pembuatan motor elektrik, penjana, transformer dan perkakasan pengagihan dan pengawalan elektrik	10,580	12,845	2,794	3,091	3,214	3,745	3,853	4,205	4,621
	27101 Pembuatan motor elektrik, penjana dan transformer	4,131	4,672	1,033	1,117	1,203	1,319	1,297	1,420	1,435
	27102 Pembuatan perkakasan pengagihan dan pengawalan	6,449	8,173	1,762	1,974	2,011	2,426	2,556	2,785	3,187
272/ 27200	Pembuatan bateri dan akumulator	5,166	4,975	968	1,212	1,464	1,331	1,218	1,367	1,955
273	Pembuatan pendawaian dan peranti pendawaian	8,432	10,640	2,396	2,580	2,673	2,990	2,691	2,734	2,708
	27310 Pembuatan kabel gentian optikal	227	308	63	62	85	98	84	93	87
	27320 Pembuatan wayar dan kabel elektronik dan elektrik lain	7,731	9,599	2,178	2,325	2,397	2,699	2,417	2,450	2,460
	27330 Pembuatan alatan pendawaian pembawa dan bukan pembawa arus untuk litar elektrik (tanpa mengira jenis bahan)	474	734	155	193	192	193	190	191	161
274/ 27400	Pembuatan kelengkapan pencahayaan elektrik	1,324	1,287	286	306	318	376	368	392	442
275/ 27500	Pembuatan perkakasan domestik	10,017	10,968	2,553	2,581	2,707	3,127	2,748	2,898	3,188
279/ 27900	Pembuatan kelengkapan elektrik lain	6,605	7,774	1,670	1,921	2,005	2,178	1,948	1,865	2,080
281 & 282	Pembuatan jentera kegunaan umum dan kegunaan khas	36,825	42,783	9,430	11,289	10,655	11,408	10,312	11,805	11,481
	28120 Pembuatan alat-alat kuasa bendalir &	2,312	2,912	622	761	690	839	531	750	851
	28130 Pembuatan pam, pemampat, kepala paip dan injap lain									
	28180 Pembuatan alatan tangan yang menggunakan kuasa dilengkapkan dengan motor elektrik atau bukan motor elektrik atau pneumatik &	8,498	10,853	2,407	2,987	2,675	2,783	2,329	2,946	2,765
	28220 Pembuatan jentera pembentukan logam dan alatan mesin									
	28192 Pembuatan mesin penyaman udara, termasuk untuk kenderaan bermotor	10,135	11,938	2,725	3,099	2,901	3,213	3,020	3,200	2,535
	28290 Pembuatan lain-lain mesin bertujuan khas t.t.t.l. Industri lain	6,803 9,078	6,030 11,049	1,235 2,440	1,673 2,769	1,546 2,843	1,576 2,997	1,587 2,845	1,933 2,975	2,252 3,078
291 (29101 & 29102)	Pembuatan kenderaan bermotor	36,423	38,540	9,334	7,718	8,131	13,355	9,874	9,343	9,925
292/ 29200	Pembuatan kerangka (coachwork) untuk kenderaan bermotor; pembuatan treler dan semi treler	5,473	6,553	1,531	1,742	1,271	2,009	1,985	2,077	1,532
293/ 29300	Pembuatan alat ganti dan aksesori untuk kenderaan bermotor	30,638	32,291	8,688	7,803	6,895	8,905	8,926	9,291	10,078
301 (30110 & 30120)	Pembinaan kapal dan bot	3,399	5,121	1,198	1,135	1,224	1,564	1,285	1,164	1,176
302, 303, 304 & 309	Pembuatan lokomotif keretapi, rolling stock, kapal angkasa dan udara, jentera berkaitan, kenderaan tempur ketenteraan, dan kelengkapan pengangkutan t.t.t.l.	9,546	8,983	2,537	2,160	1,787	2,498	2,548	2,578	2,475
	30910 Pembuatan motosikal	2,352	2,041	606	543	383	509	537	658	648
	30920 Pembuatan basikal dan invalid carriages Industri lain	2,240 4,955	2,317 4,625	644 1,287	514 1,104	481 923	678 1,312	659 1,352	720 1,200	705 1,121
310	Pembuatan perabot	16,524	15,579	4,702	3,230	2,876	4,772	5,017	3,840	3,722
	31001 Pembuatan perabot kayu dan rotan Industri lain	10,982 5,542	8,579 7,001	3,029 1,673	1,801 1,429	1,414 1,462	2,335 2,437	2,670 2,347	1,849 1,991	1,915 1,807
321 (32110 & 32120)	Pembuatan barang kemas, bijouterie dan artikel berkaitan	4,416	4,501	1,333	1,391	593	1,184	1,225	1,654	1,388
322, 325 & 329	Pembuatan instrumen muzik, peralatan dan bekalan perubatan dan pergigian dan pembuatan lain t.t.t.l.	5,209	5,573	1,352	1,339	1,375	1,508	1,529	1,521	1,609
	32901 Pembuatan alat tulis Industri lain	1,230 3,980	1,386 4,187	366 986	372 967	315 1,060	333 1,175	352 1,177	376 1,145	432 1,176
323/ 32300	Pembuatan barangan sukan	273	200	56	59	37	49	55	52	48
324/ 32400	Pembuatan permainan dan mainan	600	623	144	154	135	190	184	179	130
331 & 332	Pembaikan pemasangan produk logam, jentera, kelengkapan dan pemasangan jentera perindustrian dan kelengkapan	5,324	5,326	1,430	1,129	1,176	1,591	1,517	1,244	1,295
	33150 Pembaikan dan penyelenggaraan kelengkapan pengangkutan kecuali motosikal dan basikal Industri lain	1,695 3,629	1,800 3,526	474 955	369 760	409 767	548 1,043	537 980	460 784	500 795
Jumlah Pembuatan		1,346,620	1,554,738	368,234	377,735	381,793	426,976	415,298	443,489	467,562

2021	2022	2021									Group Description/Period
(Jan. - Nov.)	(Jan. - Nov.)	Jan.	Feb.	Mar.	Apr.	Mei	Jun	Jul.	Ogo.	Sep.	
1,495	2,038	130	123	117	127	111	145	99	120	152	Manufacture of optical instruments, photographic equipment, magnetic and optical media
11,524	15,689	954	851	989	1,076	961	1,054	929	1,125	1,160	Manufacture of electric motors, generators, transformers and electricity distribution and control apparatus
4,188	5,070	354	315	363	394	336	388	384	414	404	Manufacture of electric motors, generators and transformers
7,336	10,619	600	536	626	682	626	666	545	710	756	Manufacture of electricity distribution and control apparatus
4,584	5,955	382	281	306	374	349	489	457	534	474	Manufacture of batteries and accumulators
9,654	9,808	826	777	793	862	837	881	845	894	935	Manufacture of wiring and wiring devices
271	319	22	19	21	23	19	20	28	27	30	Manufacture of fibre optic cables
8,704	8,858	753	710	716	777	758	789	748	803	846	Manufacture of other electronic and electric wires and cables
											Manufacture of current-carrying and non current-carrying wiring devices for electrical circuits regardless of material
678	632	51	47	57	62	59	71	69	64	59	
1,181	1,486	99	86	102	109	95	103	78	113	127	Manufacture of electric lighting equipment
9,881	10,879	879	849	826	892	824	866	855	930	922	Manufacture of domestic appliances
7,018	7,358	599	519	552	622	601	698	587	675	743	Manufacture of other electrical equipment
39,006	41,493	3,092	3,108	3,230	3,873	3,512	3,904	3,066	3,794	3,795	Manufacture of general-purpose and special-purpose machinery
											Manufacture of fluid power equipment
2,639	2,727	139	228	256	277	247	237	138	276	275	Manufacture of other pumps, compressors, taps and valves
											Manufacture of power-driven hand tools with self-contained electric or non-electric motor or pneumatic drives
9,937	9,942	831	803	773	1,013	959	1,016	930	871	874	Manufacture of metal-forming machinery and machine tools
10,934	10,353	961	866	897	1,073	927	1,100	623	1,178	1,101	Manufacture of air-conditioning machines, including for motor vehicles
5,488	7,374	389	405	441	553	455	664	512	506	528	Manufacture of other special-purpose machinery n.e.c.
10,007	11,096	772	806	862	958	924	888	862	963	1,017	Other industry
34,155	38,280	3,146	2,999	3,189	3,187	2,719	1,813	2,401	2,412	3,318	Manufacture of motor vehicles
5,914	7,021	503	432	596	739	578	425	361	388	522	Manufacture of bodies (coachwork) for motor vehicles; manufacture of trailers and semi-trailers
29,407	34,797	2,742	2,740	3,206	2,968	2,718	2,117	2,214	2,382	2,300	Manufacture of parts and accessories for motor vehicles
4,649	4,698	396	384	418	451	310	373	335	411	477	Building of ships and boats
8,109	9,560	870	746	922	886	684	591	531	620	637	Manufacture of railway locomotives, rolling stock, air and spacecraft, related machinery, military fighting vehicles and transport equipment n.e.c
1,851	2,320	206	187	213	218	190	135	126	129	128	Manufacture of motorcycles
2,081	2,628	238	164	242	225	198	91	99	185	197	Manufacture of bicycles and invalid carriages
4,177	4,611	425	395	466	442	296	365	305	306	312	Other industry
13,947	15,570	1,631	1,478	1,593	1,206	1,177	847	614	968	1,294	Manufacture of furniture
7,751	7,919	1,028	955	1,046	674	655	472	339	496	579	Manufacture of wooden and cane furniture
6,196	7,651	603	523	547	532	522	375	275	471	715	Other industry
4,097	5,197	489	413	431	583	528	279	116	148	329	Manufacture of jewellery, bijouterie and related articles
5,058	5,653	448	438	466	476	454	409	423	461	491	Manufacture of musical instruments, medical and dental instruments and supplies and other manufacturing n.e.c.
1,271	1,399	116	115	136	130	129	112	100	118	97	Manufacture of stationery
3,787	4,254	333	323	330	346	324	297	323	343	394	Other industry
183	192	17	18	21	22	21	15	11	12	14	Manufacture of sports goods
561	593	42	41	61	67	64	22	42	35	58	Manufacture of games and toys
4,807	5,191	466	433	531	481	328	321	332	366	477	Repair of fabricated metal products, machinery and equipment and installation of industrial machinery and equipment
1,614	1,918	158	126	190	166	102	101	106	116	187	Repair and maintenance of transport equipment except motorcycles and bicycles
3,192	3,273	308	307	341	315	226	219	226	251	291	Other industry
1,410,828	1,644,406	122,887	118,412	126,935	130,646	122,726	124,363	119,934	126,536	135,323	Total Manufacturing

Kod Kumpulan Group code	Keterangan Kumpulan/Tempoh	Okt.	Nov.	Dis.	Jan.	Feb.
267 (26701 & 26702) & 268 (26800)	Pembuatan peralatan optikal, kelengkapan fotografi, media magnetik dan optikal	198	173	187	159	154
271	Pembuatan motor elektrik, penjana, transformer dan perkakasan pengagihan dan pengawalan elektrik	1,216	1,208	1,320	1,245	1,203
	27101 Pembuatan motor elektrik, penjana dan transformer	424	411	484	445	389
	27102 Pembuatan perkakasan pengagihan dan pengawalan	793	797	836	800	814
272/ 27200	Pembuatan bateri dan akumulator	484	456	392	433	377
273	Pembuatan pendawaian dan peranti pendawaian	1,006	998	987	938	869
	27310 Pembuatan kabel gentian optikal	33	28	37	27	27
	27320 Pembuatan wayar dan kabel elektronik dan elektrik lain	906	898	894	846	784
	27330 Pembuatan alatan pendawaian pembawa dan bukan pembawa arus untuk litar elektrik (tanpa mengira jenis bahan)	67	71	55	64	58
274/ 27400	Pembuatan kelengkapan pencahayaan elektrik	159	111	106	111	119
275/ 27500	Pembuatan perkakasan domestik	1,006	1,034	1,087	1,004	818
279/ 27900	Pembuatan kelengkapan elektrik lain	715	706	757	653	632
281 & 282	Pembuatan jentera kegunaan umum dan kegunaan khas	3,818	3,814	3,776	3,605	3,336
	28120 Pembuatan alat-alat kuasa bendalir &					
	28130 Pembuatan pam, pemampat, kepala paip dan injap lain	296	271	273	190	172
	28180 Pembuatan alatan tangan yang menggunakan kuasa dilengkapkan dengan motor elektrik atau bukan motor elektrik atau pneumatik &	960	907	916	817	776
	28220 Pembuatan jentera pembentukan logam dan alatan mesin					
	28192 Pembuatan mesin penyaman udara, termasuk untuk kenderaan bermotor	1,093	1,116	1,004	1,045	983
	28290 Pembuatan lain-lain mesin bertujuan khas t.t.t.l. Industri lain	520 950	514 1,005	542 1,042	549 1,003	494 911
291 (29101 & 29102)	Pembuatan kenderaan bermotor	4,287	4,683	4,385	3,451	3,197
292/ 29200	Pembuatan kerangka (coachwork) untuk kenderaan bermotor; pembuatan treler dan semi treler	683	687	639	641	553
293/ 29300	Pembuatan alat ganti dan aksesori untuk kenderaan bermotor	2,931	3,089	2,884	2,839	2,770
301 (30110 & 30120)	Pembinaan kapal dan bot	568	524	471	438	402
302, 303, 304 & 309	Pembuatan lokomotif keretapi, rolling stock, kapal angkasa dan udara, jentera berkaitan, kenderaan tempur ketenteraan, dan kelengkapan pengangkutan t.t.t.l.	734	890	873	862	766
	30910 Pembuatan motosikal	139	181	189	183	167
	30920 Pembuatan basikal dan invalid carriages Industri lain	219 377	223 486	235 449	224 454	184 415
310	Pembuatan perabot	1,494	1,646	1,633	1,761	1,564
	31001 Pembuatan perabot kayu dan rotan Industri lain	684 810	823 823	828 804	929 832	816 748
321 (32110 & 32120)	Pembuatan barang kemas, bijouterie dan artikel berkaitan	364	415	404	451	380
322, 325 & 329	Pembuatan instrumen muzik, peralatan dan bekalan perubatan dan pergigian dan pembuatan lain t.t.t.l.	498	494	515	515	501
	32901 Pembuatan alat tulis Industri lain	108 391	110 384	115 400	116 399	114 387
323/ 32300	Pembuatan barangan sukan	14	18	18	18	18
324/ 32400	Pembuatan permainan dan mainan	64	64	62	63	61
331 & 332	Pembaikan pemasangan produk logam, jentera, kelengkapan dan pemasangan jentera perindustrian dan kelengkapan	506	565	519	511	443
	33150 Pembaikan dan penyelenggaraan kelengkapan pengangkutan kecuali motosikal dan basikal Industri lain	173 334	190 376	185 334	170 341	138 305
Jumlah Pembuatan		140,655	142,411	143,911	138,986	131,703

2022									Group Description/Period
Mac	Apr.	Mei	Jun	Jul.	Ogo.	Sep.	Okt.	Nov.	
182	164	148	209	208	211	202	188	212	Manufacture of optical instruments, photographic equipment, magnetic and optical media
1,405	1,450	1,285	1,470	1,494	1,581	1,546	1,513	1,497	Manufacture of electric motors, generators, transformers and electricity distribution and control apparatus
463	510	424	486	490	483	462	441	477	Manufacture of electric motors, generators and transformers
942	940	861	984	1,004	1,098	1,084	1,071	1,020	Manufacture of electricity distribution and control apparatus
408	388	429	551	573	625	757	793	620	Manufacture of batteries and accumulators
884	980	859	895	890	932	886	844	831	Manufacture of wiring and wiring devices
29	34	29	30	31	33	24	25	30	Manufacture of fibre optic cables
787	880	769	801	801	846	813	774	756	Manufacture of other electronic and electric wires and cables
68	66	61	64	58	54	49	45	45	Manufacture of current -carrying and non current-carrying wiring devices for electrical circuits regardless of material
138	123	129	140	133	153	156	137	147	Manufacture of electric lighting equipment
927	1,011	919	968	987	1,116	1,086	1,034	1,011	Manufacture of domestic appliances
663	600	585	680	620	703	758	738	727	Manufacture of other electrical equipment
3,372	4,046	3,668	4,091	3,647	3,951	3,883	3,893	4,003	Manufacture of general-purpose and special-purpose machinery
169	267	221	262	241	306	304	312	284	Manufacture of fluid power equipment
736	1,008	944	994	951	907	908	906	997	Manufacture of other pumps, compressors, taps and valves
992	1,168	972	1,060	838	880	817	819	779	Manufacture of power-driven hand tools with self-contained electric or non-electric motor or pneumatic drives
543	613	546	774	659	780	813	807	795	Manufacture of metal-forming machinery and machine tools
931	990	985	1,000	959	1,077	1,043	1,050	1,148	Manufacture of air-conditioning machines, including for motor vehicles
3,226	3,285	3,013	3,046	3,095	3,131	3,700	3,960	5,177	Manufacture of motor vehicles
791	840	692	545	462	500	571	687	740	Manufacture of other special-purpose machinery n.e.c.
3,318	3,134	3,011	3,146	3,347	3,470	3,261	2,998	3,503	Other industry
445	469	315	380	374	369	432	560	514	Manufacture of bodies (coachwork) for motor vehicles; manufacture of trailers and semi-trailers
921	956	807	815	800	819	855	959	999	Manufacture of parts and accessories for motor vehicles
187	231	214	214	220	215	213	223	254	Building of ships and boats
251	248	238	233	222	237	246	272	272	Manufacture of railway locomotives, rolling stock, air and spacecraft, related machinery, military fighting vehicles and transport equipment n.e.c
483	477	355	368	359	367	395	464	473	Manufacture of motorcycles
1,691	1,433	1,305	1,102	1,123	1,163	1,436	1,444	1,547	Manufacture of bicycles and invalid carriages
924	659	598	592	589	613	714	708	777	Other industry
767	774	707	510	534	550	722	737	770	Manufacture of furniture
394	533	577	545	411	443	533	442	488	Manufacture of wooden and cane furniture
513	528	497	496	522	548	539	490	505	Other industry
122	123	124	129	149	156	127	120	120	Manufacture of jewellery, bijouterie and related articles
390	405	373	367	373	392	411	369	386	Manufacture of musical instruments, medical and dental instruments and supplies and other manufacturing n.e.c.
19	20	16	15	16	14	17	18	19	Manufacture of stationery
60	72	68	39	38	44	48	48	52	Other industry
563	526	358	360	367	404	524	541	594	Manufacture of sports goods
229	205	128	127	137	148	216	201	220	Manufacture of games and toys
334	321	230	233	230	257	308	340	374	Repair of fabricated metal products, machinery and equipment and installation of industrial machinery and equipment
									Repair and maintenance of transport equipment except motorcycles and bicycles
									Other industry
144,610	147,942	142,043	153,503	148,431	157,436	161,694	158,864	159,194	Total Manufacturing

Jadual Table **1.4b** : Nilai Jualan Sektor Pembuatan Mengikut Kumpulan: Perubahan Peratusan Tahunan
: Sales Value of Manufacturing Sector by Group: Annual Percentage Change

Kod Kumpulan Group code	Keterangan Kumpulan/Tempoh	2020	2021	2021				2022		
				Q1	Q2	Q3	Q4	Q1	Q2	Q3
101	Pemprosesan dan pengawetan daging	9.4	8.7	30.7	-7.9	5.5	13.1	15.5	17.1	8.5
102	Pemprosesan dan pengawetan ikan, krustasea dan moluska	-2.3	0.8	4.5	22.0	-13.1	-5.7	-14.5	-11.1	-2.8
	10201 Pengetinan ikan, krustasea dan moluska &									
	10202 Pemprosesan dan pengawetan ikan, krustasea dan moluska	-1.3	0.6	4.7	22.2	-13.1	-6.9	-15.2	-11.8	-3.5
	Industri lain	-19.0	5.2	0.2	17.6	-12.4	20.7	-1.3	5.6	11.5
103	Pemprosesan dan pengawetan buah-buahan dan sayur - sayuran	7.9	-1.1	29.8	12.0	-25.3	-12.6	-14.7	-3.8	19.4
	10303 Pengetinan nanas &									
	10304 Pembuatan jem, marmalad dan sajian jeli Industri lain	2.6	4.9	4.0	10.3	5.7	0.2	-36.1	-9.6	26.8
		9.3	-2.6	39.9	12.4	-30.6	-15.2	-8.4	-2.5	17.5
104	Pembuatan minyak dan lemak daripada sayuran dan haiwan	14.3	13.9	12.3	12.8	11.6	18.2	22.6	17.4	9.7
	10404 Pembuatan minyak sayuran mentah dan bertapis &									
	10406 Pembuatan sebatian lemak masakan	3.1	24.3	13.3	40.4	36.8	9.5	7.5	20.0	25.3
	10405 Pembuatan minyak kelapa Industri lain	6.6	-6.3	10.9	-1.9	-23.8	-9.6	7.8	47.1	76.7
		15.7	13.0	12.2	10.6	9.5	19.4	25.0	17.0	7.5
105	Pembuatan produk tenusu	3.3	7.4	3.8	13.1	2.0	11.4	13.8	12.5	14.9
	10502 Pembuatan susu pekat, tepung dan sejat Industri lain	4.4	7.2	2.4	12.2	2.0	12.6	15.5	13.7	15.3
		-8.7	10.9	21.5	25.6	2.6	-2.5	-5.2	-3.6	10.3
106	Pembuatan produk bijian, kanji dan produk berkanji	3.5	18.4	3.8	21.2	20.2	29.8	24.5	24.6	22.1
	10611 Pengilangan beras	18.8	22.2	-10.4	20.6	34.5	51.6	51.1	33.8	29.8
	10613 Pengilangan tepung Industri lain	-6.1	16.8	17.2	24.4	10.8	15.6	8.6	17.0	16.0
		-3.2	-0.5	-3.3	-7.3	-1.8	10.9	-7.1	7.9	6.5
107	Pembuatan produk makanan lain	9.4	12.3	22.0	10.4	6.3	11.5	4.3	11.3	14.8
	10711 Pembuatan biskut dan cookies	1.9	4.4	14.8	7.9	-14.9	10.5	40.6	61.3	70.5
	10712 Pembuatan roti, kek dan produk bakeri lain	31.6	6.4	35.8	-1.9	-3.3	2.4	-10.3	2.0	4.2
	10713 Pembuatan produk snek	-8.9	-1.8	-3.6	-4.8	-10.0	11.3	18.1	25.7	30.1
	10721 Pembuatan gula	-6.5	20.0	9.0	24.7	24.8	23.4	-1.1	-0.1	-6.1
	10731 Pembuatan produk koko	-7.5	-8.0	-1.9	-10.0	-11.0	-9.4	-6.7	-2.8	6.9
	10732 Pembuatan coklat dan produk coklat &									
	10733 Pembuatan konfeksi gula	23.1	25.4	48.8	28.8	17.1	12.7	8.7	12.6	17.0
	10793 Pembuatan sos dan bahan perasa	-17.5	15.1	7.9	26.5	3.0	24.3	8.7	6.0	9.0
	10799 Pembuatan produk makanan lain t.t.t.l. Industri lain	13.9	19.8	18.0	8.1	27.8	25.7	25.7	32.5	33.7
		1.6	11.5	11.0	12.9	6.4	15.7	1.8	9.4	17.9
108/ 10800	Pembuatan makanan haiwan tersedia	-16.3	15.9	-26.9	17.2	43.5	47.3	42.2	24.4	20.5
110	Pembuatan minuman ringan	-24.5	12.0	-1.9	66.6	-6.5	16.5	6.3	30.5	42.2
	11041 Pembuatan minuman ringan	-27.1	24.6	1.0	53.1	27.8	30.2	10.1	14.7	3.1
	11042 Pengeluaran air mineral semulajadi dan minuman lain yang dibotalkan Industri lain	-15.3	22.2	22.1	61.9	6.2	13.5	3.3	7.1	1.9
		-23.2	-9.9	-11.0	108.0	-60.9	-1.1	1.8	74.9	267.6
120/ 12000	Pembuatan produk tembakau	-21.7	-3.9	2.9	222.9	-71.5	11.1	4.7	32.1	155.9
131	Pemintalan, penenunan dan penyiapan tekstil	-13.9	14.2	-1.6	80.7	0.2	3.7	7.7	-0.3	19.0
	13110 Penyediaan dan pemintalan gentian tekstil &									
	13120 Penenunan tekstil	-18.1	14.8	-5.5	98.1	0.03	1.2	7.9	-5.9	27.1
	13132 Pewarnaan, pelunturan, percetakan dan penyiapan akhir benang dan fabrik Industri lain	3.4	12.9	14.3	35.2	-0.2	10.3	6.9	20.3	2.5
		-43.9	9.8	-32.4	134.2	22.1	6.4	9.6	12.4	-32.3
139	Pembuatan tekstil lain	-8.7	31.4	14.2	55.3	31.2	30.9	23.7	21.6	4.2
	13910 Pembuatan fabrik dikait dan dikrusye Industri lain	-10.5	16.8	13.9	32.6	9.8	14.5	8.8	9.6	-0.3
		-6.4	49.0	14.5	87.5	57.9	50.2	39.8	33.6	8.0
141	Pembuatan pakaian, kecuali pakaian berbulu	-9.8	3.1	-1.3	23.7	-4.0	-0.02	3.3	8.5	5.2
	14102 Pembuatan pakaian Industri lain	-6.4	2.7	-0.8	18.5	-3.7	0.8	2.4	5.6	1.8
		-31.2	6.5	-5.0	97.1	-7.1	-5.9	9.1	32.3	41.8
142 & 143	Pembuatan artikel daripada kulit bulu dan pakaian yang dikait dan dikrusye	-14.0	1.4	23.8	25.1	-30.9	-2.1	-8.0	-11.2	28.8
151 (15110 & 15120)	Penyamakan dan pembersihan kulit, pembuatan bagasi, beg tangan, pelana dan abah-abah pembersihan dan pewarnaan bulu	-12.8	1.0	1.1	9.0	-25.3	19.6	16.8	31.6	64.1
152	Pembuatan kasut	-26.4	-0.3	5.8	70.8	-26.5	-15.6	-18.2	6.9	35.9
	15201 Pembuatan kasut kulit &									
	15203 Pembuatan kasut getah Industri lain	-29.7	-4.4	8.0	45.5	-35.1	-14.2	-19.3	13.3	67.0
		-20.5	6.3	2.6	120.5	-12.1	-17.9	-16.6	-1.4	-2.8
161/ 16100	Pengilangan dan pengetaman kayu	-19.8	5.1	5.9	75.5	-21.4	2.1	9.9	18.4	28.9

2021		2022		2021							Group Description/Period
(Jan. - Nov.)	(Jan. - Nov.)	Jan.	Feb.	Mar.	Apr.	Mei	Jun	Jul.	Ogo.	Sep.	
7.7	12.9	41.0	35.9	16.8	-6.8	-8.4	-8.5	-3.2	11.2	8.5	Processing and preserving of meat
1.8	-9.1	3.3	0.0	10.4	43.5	15.4	11.0	-12.6	-12.1	-14.6	Processing and preserving of fish, crustaceans and molluscs
											Canning of fish, crustaceans and molluscs
1.7	-9.8	3.8	0.2	10.4	43.8	15.0	11.7	-12.5	-12.0	-14.9	Processing, curing and preserving of fish, crustacean and molluscs
3.7	3.9	-4.6	-3.9	10.8	36.9	24.2	-1.6	-15.3	-12.5	-9.2	Other industry
-0.3	1.1	20.8	19.4	54.5	97.4	10.9	-26.0	-26.0	-24.5	-25.4	Processing and preserving of fruits and vegetable
											Pineapple canning
7.6	-3.9	10.0	3.3	-0.1	52.8	-0.4	-17.0	-4.5	9.1	12.8	Manufacture of jams, marmalades and table jellies
-2.2	2.4	23.8	26.6	82.8	114.8	13.7	-27.5	-29.6	-30.6	-31.7	Other industry
13.1	12.9	10.3	11.8	15.0	15.2	11.4	12.0	11.3	10.0	13.3	Manufacture of vegetable and animal oils and fats
											Manufacture of crude and refined vegetable oil
25.7	18.3	5.8	19.0	16.0	51.3	38.0	33.1	29.5	27.6	53.0	Manufacture of compound cooking fats
-5.6	34.4	22.5	4.7	6.4	15.3	32.2	-39.4	-26.7	-20.8	-23.8	Manufacture of coconut oil
11.9	12.2	10.8	11.0	15.0	12.2	8.9	10.6	9.8	8.5	10.1	Other industry
6.9	12.4	5.0	3.3	3.0	30.4	9.8	2.8	-7.3	2.5	11.6	Manufacture of dairy products
6.5	13.4	4.9	1.7	0.7	30.4	8.4	1.8	-7.9	2.4	12.5	Manufacture of condensed, powdered and evaporated milk
12.1	0.1	6.8	24.3	36.9	30.8	30.2	16.6	2.0	3.9	1.9	Other industry
17.5	22.1	0.4	3.8	7.1	15.2	22.5	26.5	16.9	16.7	26.9	Manufacture of grain mill products, starches and starch products
19.6	33.5	0.2	-10.6	-18.2	2.3	27.3	37.8	27.5	28.1	47.5	Rice milling
17.3	13.4	0.9	17.7	36.3	32.5	21.5	19.6	10.8	9.1	12.4	Flour milling
-1.8	4.1	-4.2	2.9	-8.4	-5.3	-13.9	-2.7	-10.1	0.5	3.8	Other industry
12.6	9.7	17.6	18.6	30.4	21.4	8.2	3.0	4.7	2.3	12.2	Manufacture of other food products
3.7	50.8	22.3	7.2	15.4	56.7	-6.3	-20.2	-16.6	-16.3	-11.8	Manufacture of biscuits and cookies
6.7	-0.3	21.9	56.2	28.8	-11.8	5.6	1.4	-6.7	-5.3	3.2	Manufacture of bread, cakes and other bakery products
-3.1	21.9	-5.1	-10.1	5.0	8.0	-6.6	-14.8	-20.0	-13.7	3.7	Manufacture of snack products
20.0	-4.7	8.1	-2.2	24.0	45.7	19.5	12.1	22.3	13.2	38.7	Manufacture of sugar
-7.8	-0.6	-0.4	1.1	-6.7	-9.4	-10.2	-10.4	-13.2	-12.1	-7.4	Manufacture of cocoa products
											Manufacture of chocolate and chocolate products
27.2	12.2	43.1	31.9	73.8	74.8	20.2	6.3	22.5	11.1	18.0	Manufacture of sugar confectionery
14.4	5.2	1.2	2.5	23.3	37.4	28.4	15.2	-4.1	-0.01	13.5	Manufacture of sauces and condiments
19.5	31.5	16.2	8.0	31.0	44.2	-1.7	-6.0	24.1	28.0	31.3	Manufacture of other food products n.e.c.
11.0	9.3	9.2	2.9	21.4	11.8	9.1	17.6	6.0	2.1	11.0	Other industry
13.3	26.2	-33.7	-32.4	-14.6	-1.5	28.3	30.1	44.7	42.9	42.9	Manufacture of prepared animal feeds
12.4	21.1	-9.4	-4.1	8.9	177.0	88.0	-16.2	-19.1	-7.4	4.8	Manufacture of beverages
25.2	7.6	-3.6	-2.6	10.1	85.1	49.6	26.7	24.9	45.9	12.4	Manufacture of soft drinks
23.2	2.6	-4.0	21.4	58.0	254.7	28.8	10.7	7.2	10.3	1.4	Production of natural mineral waters and other bottled waters
-10.3	57.4	-17.8	-12.1	-2.3	897.4	263.4	-98.9	-98.9	-89.4	-4.6	Other industry
-5.5	21.6	1.7	1.2	5.4	4,736.7	641.2	-50.5	-75.2	-81.2	-59.9	Manufacture of tobacco products
14.8	6.9	-6.1	-5.5	7.4	191.9	70.8	38.7	7.7	-3.4	-3.2	Spinning, weaving and finishing of textiles
											Preparation and spinning of textile fibres
15.7	7.7	-10.4	-8.9	3.4	239.8	89.0	47.1	7.1	1.5	-8.4	Weaving of textiles
12.5	5.2	10.8	9.6	22.8	89.9	18.4	17.5	10.2	-17.1	7.1	Dyeing, bleaching, printing and finishing of yarns and fabrics
10.9	-13.8	-22.7	-46.9	-25.4	5,136.9	375.1	-4.0	-18.1	45.3	32.5	Other industry
31.6	12.9	10.9	4.6	28.4	181.1	31.3	23.3	34.0	28.5	31.4	Manufacture of other textiles
17.2	4.1	7.2	4.6	31.8	169.0	5.6	8.1	10.5	3.7	15.4	Manufacture of knitted and crocheted fabrics
49.2	21.4	15.3	4.5	24.6	193.5	74.5	44.6	65.5	58.6	50.5	Other industry
3.7	3.9	-2.2	-1.3	-0.4	85.2	22.9	-9.2	-5.2	0.3	-6.7	Manufacture of wearing apparel, except fur apparel
3.1	2.1	-0.9	-1.2	-0.1	73.1	16.6	-10.3	-5.4	0.2	-5.7	Manufacture of clothings
9.0	18.3	-10.3	-1.5	-2.2	299.8	99.8	6.3	-2.7	1.0	-14.5	Other industry
1.7	1.8	24.0	13.9	35.4	173.9	30.4	-43.2	-40.6	-28.1	-22.0	Manufacture of articles of fur, knitted and crocheted apparel
											Tanning and dressing of leather; manufacture of luggage, handbags, saddlery and harness; dressing and dyeing of fur
-0.9	31.3	0.8	1.6	0.9	232.6	12.5	-53.3	-53.8	-20.6	2.0	
2.6	4.0	2.0	-0.6	18.1	562.0	164.1	-30.3	-29.5	-20.5	-29.2	Manufacture of footwear
											Manufacture of leather footwear
-3.0	12.4	0.9	-1.9	28.8	363.0	80.8	-36.0	-41.1	-30.6	-33.5	Manufacture of rubber footwear
11.8	-8.1	3.7	1.4	2.8	1,661.5	498.3	-22.1	-9.6	-3.0	-22.1	Other industry
5.4	14.9	2.2	-0.5	16.4	1,274.9	443.3	-53.5	-44.9	-4.5	-15.2	Sawmilling and planing of wood

Kod Kumpulan Group code	Keterangan Kumpulan/Tempoh	Okt.	Nov.	Dis.	Jan.	Feb.
101	Pemprosesan dan pengawetan daging	10.1	9.9	19.8	14.8	17.4
102	Pemprosesan dan pengawetan ikan, krustasea dan moluska	-6.2	-1.5	-9.2	-12.8	-16.2
10201	Pengetinan ikan, krustasea dan moluska					
&						
10202	Pemprosesan dan pengawetan ikan, krustasea dan moluska	-7.2	-2.7	-10.5	-13.5	-16.8
	Industri lain	13.4	27.7	22.2	0.2	-5.8
103	Pemprosesan dan pengawetan buah-buahan dan sayur - sayuran	-19.5	-8.2	-9.5	-8.6	-15.7
10303	Pengetinan nanas					
&						
10304	Pembuatan jem, marmalad dan sajian jeli	10.9	17.7	-21.4	-17.7	-43.5
	Industri lain	-24.6	-13.2	-6.5	-6.4	-5.6
104	Pembuatan minyak dan lemak daripada sayuran dan haiwan	9.3	24.6	22.5	26.2	19.8
10404	Pembuatan minyak sayuran mentah dan bertapis					
&						
10406	Pembuatan sebatian lemak masakan	7.7	10.1	10.8	15.2	2.9
10405	Pembuatan minyak kelapa	-8.5	-7.2	-12.8	-2.3	11.2
	Industri lain	9.6	26.5	24.3	28.1	22.3
105	Pembuatan produk tenusu	6.2	14.0	14.3	15.0	13.7
10502	Pembuatan susu pekat, tepung dan sejat	6.7	15.7	15.7	16.3	15.7
	Industri lain	-0.3	-5.1	-1.9	0.01	-7.6
106	Pembuatan produk bijian, kanji dan produk berkanji	29.3	30.8	29.4	27.2	23.7
10611	Pengilangan beras	52.3	44.8	57.9	50.3	52.8
10613	Pengilangan tepung	13.4	21.9	11.9	13.3	5.8
	Industri lain	4.5	13.3	14.9	3.0	-16.1
107	Pembuatan produk makanan lain	14.0	10.6	9.9	10.2	-1.6
10711	Pembuatan biskut dan cookies	7.0	14.1	10.2	43.3	44.4
10712	Pembuatan roti, kek dan produk bakeri lain	3.1	1.6	2.3	0.6	-25.7
10713	Pembuatan produk snek	9.9	11.7	12.3	16.3	17.4
10721	Pembuatan gula	26.4	23.7	20.1	20.9	-10.7
10731	Pembuatan produk koko	-13.7	-3.9	-10.0	-3.5	-8.2
10732	Pembuatan coklat dan produk coklat					
&						
10733	Pembuatan konfeksi gula	24.0	6.9	7.9	9.1	10.8
10793	Pembuatan sos dan bahan perasa	23.1	28.3	21.6	6.3	5.8
10799	Pembuatan produk makanan lain t.t.t.l.	35.5	20.3	22.0	30.6	22.4
	Industri lain	13.2	17.4	16.7	4.4	2.6
108/ 10800	Pembuatan makanan haiwan tersedia	44.2	47.7	49.9	65.3	51.1
110	Pembuatan minuman ringan	24.3	17.2	8.5	6.4	6.6
11041	Pembuatan minuman ringan	41.1	32.1	18.4	4.6	11.5
11042	Pengeluaran air mineral semulajadi dan minuman lain yang dibotolkan	12.5	16.8	11.3	7.5	1.7
	Industri lain	5.6	-2.6	-6.4	8.7	1.0
120/ 12000	Pembuatan produk tembakau	17.4	7.6	8.3	2.3	9.6
131	Pemintalan, penenunan dan penyiapan tekstil	-5.5	7.7	8.7	9.9	7.5
13110	Penyediaan dan pemintalan gentian tekstil					
&						
13120	Penenunan tekstil	-9.8	6.2	6.2	7.4	8.5
13132	Pewarnaan, pelunturan, percetakan dan penyiapan akhir benang dan fabrik	3.7	12.1	16.7	17.6	4.4
	Industri lain	8.2	11.3	-0.4	5.4	12.3
139	Pembuatan tekstil lain	28.5	35.2	29.3	29.9	26.2
13910	Pembuatan fabrik dikait dan dikrusye	13.1	16.8	13.7	14.6	11.4
	Industri lain	47.7	55.6	47.5	46.2	42.2
141	Pembuatan pakaian, kecuali pakaian berbulu	-1.6	4.0	-2.1	0.1	1.8
14102	Pembuatan pakaian	-1.2	4.5	-0.6	0.3	0.8
	Industri lain	-4.8	0.7	-13.3	-1.7	8.5
142 & 143	Pembuatan artikel daripada kulit bulu dan pakaian yang dikait dan dikrusye	-5.1	0.4	-1.7	1.6	-12.9
151 (15110 & 15120)	Penyamakan dan pembersihan kulit, pembuatan bagasi, beg tangan, pelana dan abah-abah pembersihan dan pewarnaan bulu	19.3	19.7	19.8	17.0	21.7
152	Pembuatan kasut	-10.8	-12.1	-22.5	-20.9	-22.1
15201	Pembuatan kasut kulit					
&						
15203	Pembuatan kasut getah	-13.4	-12.7	-16.2	-15.7	-27.5
	Industri lain	-6.4	-11.0	-31.1	-28.7	-14.2
161/ 16100	Pengilangan dan pengetaman kayu	-1.1	4.5	2.9	17.9	2.9

2022									Group Description/Period
Mac	Apr.	Mei	Jun	Jul.	Ogo.	Sep.	Okt.	Nov.	
14.1	23.6	17.3	11.0	13.4	6.9	5.7	16.2	5.1	Processing and preserving of meat
-14.6	-14.5	-7.8	-10.7	-8.6	0.3	-0.2	-7.1	-5.5	Processing and preserving of fish, crustaceans and molluscs Canning of fish, crustaceans and molluscs
-15.5	-15.5	-8.3	-11.5	-9.3	-0.2	-1.2	-7.6	-5.7	Processing, curing and preserving of fish, crustacean and molluscs
1.8	8.2	1.5	7.2	6.0	10.5	17.6	1.8	-2.6	Other industry
-20.0	-15.1	-1.3	7.1	10.1	24.3	24.1	13.8	14.2	Processing and preserving of fruits and vegetable Pineapple canning
-43.9	-35.2	-14.3	37.6	27.2	19.1	34.3	30.7	28.6	Manufacture of jams, marmalades and table jellies
-13.2	-9.5	1.5	1.3	6.2	25.8	21.3	9.5	10.5	Other industry
21.7	16.3	23.6	13.0	11.0	16.1	3.3	2.4	1.6	Manufacture of vegetable and animal oils and fats Manufacture of crude and refined vegetable oil
4.6	11.8	18.8	29.3	36.0	35.9	7.6	21.1	16.1	Manufacture of compound cooking fats
15.1	31.2	26.8	101.9	82.1	81.2	66.9	22.3	11.3	Manufacture of coconut oil
24.4	16.7	24.1	11.0	7.6	13.4	2.4	0.5	0.2	Other industry
12.7	12.5	15.1	10.0	17.1	16.1	11.7	6.2	7.4	Manufacture of dairy products Manufacture of condensed, powdered and evaporated milk
14.6	14.1	16.7	10.6	17.4	16.3	12.3	6.8	7.9	Other industry
-7.8	-7.3	-4.7	1.6	13.5	13.8	4.2	-1.3	0.1	
22.8	29.4	30.6	14.2	19.8	28.3	18.6	12.8	18.4	Manufacture of grain mill products, starches and starch products Rice milling
50.2	51.3	37.3	13.4	26.0	41.1	23.3	12.5	26.9	Flour milling
6.7	10.9	25.4	15.4	14.5	18.6	14.9	12.7	11.7	Other industry
-7.4	5.4	11.6	7.0	15.3	2.5	2.8	18.2	7.0	
4.6	9.3	14.7	10.1	13.8	20.0	10.8	6.8	9.8	Manufacture of other food products Manufacture of biscuits and cookies
34.6	43.0	75.6	76.5	67.6	82.0	62.3	39.9	21.7	Manufacture of bread, cakes and other bakery products
-1.3	1.4	4.8	0.1	5.8	4.5	2.3	2.2	7.6	Manufacture of snack products
20.6	19.6	28.4	29.9	36.8	38.2	18.2	12.8	11.1	Manufacture of sugar
-10.9	-2.3	2.1	0.2	-5.2	4.3	-15.3	-14.6	-13.2	Manufacture of cocoa products
-8.6	-6.7	-2.6	1.1	8.3	8.5	3.9	3.5	1.2	Manufacture of chocolate and chocolate products
6.6	8.8	19.8	9.6	12.1	23.4	15.7	6.9	13.4	Manufacture of sugar confectionery
14.4	13.6	-1.2	5.4	12.9	14.0	1.2	-6.2	-4.2	Manufacture of sauces and condiments
24.3	30.6	32.6	34.4	27.9	40.6	32.3	31.2	38.5	Manufacture of other food products n.e.c.
-1.4	8.9	13.5	6.3	18.4	24.3	11.7	6.9	9.2	Other industry
17.1	26.5	23.3	23.6	19.1	18.8	23.6	23.5	16.5	Manufacture of prepared animal feeds
5.8	14.8	13.9	89.4	80.6	40.9	18.9	6.8	10.4	Manufacture of beverages Manufacture of soft drinks
13.9	17.7	12.3	13.2	16.5	-9.5	6.7	0.2	4.3	Production of natural mineral waters and other bottled waters
1.2	1.1	5.8	16.4	9.4	-1.9	-0.9	-3.4	-3.3	Other industry
-4.1	15.3	18.5	17,114.8	13,798.9	1,189.7	46.0	22.0	26.4	
2.6	15.6	0.5	200.5	179.5	353.6	63.9	-23.6	-2.1	Manufacture of tobacco products
5.7	2.4	-1.9	-1.2	17.6	23.8	15.7	5.3	-2.3	Spinning, weaving and finishing of textiles Preparation and spinning of textile fibres
7.9	-1.5	-8.2	-7.8	22.7	28.6	30.6	17.2	-1.2	Weaving of textiles
-0.8	16.3	24.8	20.6	5.6	15.6	-10.6	-16.2	-4.5	Dyeing, bleaching, printing and finishing of yarns and fabrics
12.4	3.7	16.3	17.2	18.6	-44.6	-45.6	-35.6	-29.5	Other industry
15.5	19.7	22.5	22.6	8.8	2.2	1.6	0.4	3.4	Manufacture of other textiles Manufacture of knitted and crocheted fabrics
1.3	10.2	11.3	7.6	2.6	2.8	-6.0	-7.4	1.0	Other industry
31.5	28.6	34.0	38.4	14.3	1.7	8.6	7.8	5.3	
8.3	9.8	9.5	5.8	6.8	5.1	3.7	-6.5	1.2	Manufacture of wearing apparel, except fur apparel Manufacture of clothings
6.4	7.8	8.1	0.9	1.6	1.8	2.0	-7.2	2.3	Other industry
21.9	25.5	19.7	64.4	83.3	42.7	17.6	-1.4	-6.7	
-12.9	-28.1	-27.8	58.3	28.3	29.6	28.6	9.4	4.0	Manufacture of articles of fur, knitted and crocheted apparel Tanning and dressing of leather; manufacture of luggage, handbags, saddlery and harness; dressing and dyeing of fur
12.0	12.5	9.3	108.2	114.7	66.2	37.0	20.2	23.1	
-11.5	-4.9	10.3	19.1	38.0	38.9	31.1	9.3	7.4	Manufacture of footwear Manufacture of leather footwear
-15.3	-8.7	15.3	44.3	79.0	69.5	54.7	20.4	16.5	Manufacture of rubber footwear
-4.7	0.8	4.2	-10.8	-8.2	1.2	-1.5	-8.4	-7.7	Other industry
8.6	10.6	4.6	54.7	38.7	26.3	25.6	8.4	0.3	Sawmilling and planning of wood

Kod Kumpulan Group code	Keterangan Kumpulan/Tempoh	2020	2021	2021				2022		
				Q1	Q2	Q3	Q4	Q1	Q2	Q3
162	Pembuatan produk daripada kayu, gabus, jerami dan bahan jalinan lain	-25.4	2.8	-10.7	83.2	-21.7	13.7	14.6	23.7	20.3
16211	Pembuatan kepingan venier dan papan lapis	-35.4	-1.6	-24.8	107.6	-21.7	17.9	13.6	20.0	14.4
16212	Pembuatan papan partikel dan papan gentian	-11.9	15.0	7.0	126.9	-14.7	18.2	20.7	23.3	15.0
16221	Perfukangan kayu untuk jurubina	-18.2	7.3	13.7	100.6	-27.3	4.0	5.2	33.8	36.4
	Industri lain	-3.2	-11.1	6.0	-12.1	-35.5	-5.0	13.6	30.4	53.5
170	Pembuatan kertas dan produk kertas	-2.1	15.8	10.7	7.6	10.0	14.9	10.2	10.3	11.9
17010	Pembuatan pulpa, kertas dan kertas tebal	-3.5	36.1	17.5	118.0	24.3	21.9	24.0	13.6	12.0
17020	Pembuatan kertas gelugur dan kertas tebal dan bekas daripada kertas dan kertas tebal	9.7	11.8	21.0	7.7	0.9	6.7	-3.0	5.1	7.9
17091	Pembuatan sampul surat dan kad surat	-32.3	-16.1	-26.0	-25.4	-4.5	-2.7	-5.3	7.0	26.5
17092	Pembuatan kertas kegunaan rumah dan pembersih peribadi	-10.6	11.3	-2.7	12.9	11.8	25.4	25.3	17.8	15.4
17093	Pembuatan kertas bergam atau pelekat yang berjalur atau bergulung dan label dan kertas dinding	-19.2	16.9	-3.9	18.1	29.3	28.1	15.6	13.8	18.8
	Industri lain	9.2	9.7	15.0	16.8	1.8	6.3	3.5	3.9	10.1
181 & 182	Percetakan, aktiviti perkhidmatan berkaitan percetakan dan penerbitan semula media rakaman	-8.3	4.9	3.8	42.7	-15.0	3.5	7.8	22.0	18.8
18110	Percetakan	-7.4	4.0	-2.4	37.1	-10.9	5.6	15.9	25.4	11.8
18120	Aktiviti perkhidmatan berkaitan percetakan &	-11.9	8.6	30.8	68.2	-32.5	-5.2	-18.7	9.8	58.9
18200	Penerbitan semula media rakaman									
192 (19201 & 19202)	Pembuatan produk petroleum bertapis	-13.9	36.4	-17.6	59.8	66.8	57.6	36.3	36.3	57.2
201	Pembuatan kimia asas, baja dan sebatian nitrogen, plastik dan getah sintetik dalam bentuk primer	-14.2	10.3	1.8	10.2	18.3	12.4	2.9	8.0	-1.3
20111	Pembuatan gas perindustrian atau perubatan bukan organik dalam bentuk cecair atau mampat	-50.1	7.4	-32.9	87.7	112.0	-22.5	-56.8	-28.7	4.1
20112	Pembuatan kimia organik asas &	-14.7	10.2	5.8	5.6	22.8	7.6	2.8	8.4	-2.7
20113	Pembuatan sebatian bukan organik									
20121	Pembuatan baja &	-22.8	12.2	-13.3	19.2	0.1	53.7	37.8	22.5	33.4
20129	Pembuatan produk campuran nitrogen									
20131	Pembuatan plastik dalam bentuk primer	-6.0	7.5	3.7	7.1	6.1	13.1	-3.3	1.2	-15.4
	Industri lain	-3.0	33.6	15.0	28.7	58.1	34.4	56.9	60.6	55.1
202 & 203	Pembuatan produk kimia lain dan seraf buatan manusia	-5.5	20.5	10.5	39.5	10.0	26.6	30.0	32.3	37.7
20210	Pembuatan racun perosak dan produk agrokimia lain	-6.6	42.3	55.0	62.3	22.8	37.5	61.1	51.3	46.3
20221	Pembuatan cat, varnis dan penyadur dan mastik	-16.4	44.1	-5.4	119.4	31.1	74.8	59.3	41.4	41.1
20222	Pembuatan dakwat cetak	-34.6	-1.0	-33.2	26.3	17.6	10.5	20.3	15.6	17.1
20231	Pembuatan sabun dan bahan pencuci, penyediaan & membersihkan dan mengilat	11.8	13.3	26.1	17.1	2.4	11.3	17.3	34.9	39.2
20232	Pembuatan pewangi dan penyediaan dandanan diri									
20291	Pembuatan plat fotografi, filem, sensitized paper dan & other sensitized unexposed materials									
20292	Pembuatan dakwat menulis dan melukis &	-8.9	6.5	5.8	17.1	-2.8	7.2	11.3	15.4	32.5
20299	Pembuatan produk kimia lain t.t.t.l. & Industri lain	-17.4	24.8	5.3	82.6	27.8	5.7	1.3	6.1	19.2
210	Pembuatan produk farmaseutikal, kimia perubatan dan botani	16.2	17.1	19.8	12.7	13.9	22.7	13.9	10.7	12.1
21001	Pembuatan bahan aktif ubat-ubatan untuk digunakan oleh bidang farmakologi dalam pembuatan ubat-ubatan & Industri lain	14.3	21.6	19.9	19.8	23.2	23.3	15.5	8.4	10.9
		24.6	-1.0	19.2	-16.5	-17.4	20.0	6.3	24.2	18.2
221	Pembuatan produk getah	55.2	36.3	92.3	75.0	17.3	-13.3	-27.9	-30.7	-20.9
22111	Pembuatan tayar getah untuk kenderaan	3.0	32.9	33.8	-6.4	67.1	29.9	19.6	32.8	-52.6
22112	Pembuatan bunga tayar yang boleh ditukar ganti dan tayar celup	40.9	-8.2	53.2	-26.7	-35.5	9.8	-8.9	6.0	22.9
22191	Pembuatan produk lain daripada getah asli atau sintetik, & tidak divulkan, divulkan atau dikeraskan	2.0	-9.6	22.5	-2.4	-28.6	-22.8	-28.3	-6.6	13.9
22193	Pengilangan semula getah dan prosesan susu getah									
22192	Pembuatan sarung tangan getah	89.4	47.9	119.6	103.3	24.7	-17.7	-32.8	-37.9	-23.9
22199	Pembuatan produk getah lain yang t.t.t.l.	27.2	23.8	59.5	46.3	1.6	4.3	-10.6	-6.0	4.7
222	Pembuatan produk plastik	2.3	21.0	18.7	31.5	18.0	16.6	6.7	6.6	6.9
22201	Pembuatan produk plastik separa siap &	12.5	20.9	26.7	27.6	18.5	11.8	-6.1	-3.7	-4.3
22202	Pembuatan produk plastik siap									
22203	Pembuatan artikel plastik untuk pembungkusan	1.1	28.3	24.9	33.3	26.9	28.2	20.9	38.0	32.7
22204	Pembuatan barangan plastik jurubina	1.2	60.0	24.4	83.2	68.8	65.8	37.6	27.0	13.1
22205	Pembuatan pinggan mangkuk, peralatan dapur dan barangan fondas daripada plastik	18.5	52.6	39.3	70.1	37.0	65.6	69.0	59.5	57.2
22209	Pembuatan pelbagai produk plastik t.t.t.l.	-6.4	6.9	4.4	23.8	2.8	-1.4	-8.8	-24.2	-22.2
231 (23101 & 23102 & 23109)	Pembuatan kaca dan produk kaca	-27.6	-12.1	-23.7	86.1	-32.0	-23.0	-14.2	1.0	45.0

2021	2022	2021									Group Description/Period
(Jan. - Nov.)	(Jan. - Nov.)	Jan.	Feb.	Mar.	Apr.	Mei	Jun	Jul.	Ogo.	Sep.	
1.3	14.5	-14.7	-14.0	-3.1	1,164.8	431.5	-44.5	-49.5	-10.8	-6.1	Manufacture of products of wood, cork, straw and plaiting materials
-3.6	12.2	-30.9	-24.8	-18.1	31,138.4	17,447.2	-44.6	-53.0	-9.7	-3.7	Manufacture of veneer sheets and plywood
14.2	15.0	12.7	-5.2	14.8	15,822.1	8,146.4	-40.2	-40.3	-7.6	2.1	Manufacture of particle board and fibreboard
7.5	15.7	3.9	10.4	29.2	1,245.5	337.2	-51.8	-52.8	-8.2	-21.6	Manufacture of builders' carpentry
-12.5	22.7	4.2	-0.7	15.6	69.2	-21.9	-49.4	-56.3	-25.9	-24.6	Other industry
15.8	9.7	8.4	4.9	18.6	62.2	28.2	7.2	4.9	11.9	13.2	Manufacture of paper and paper products
38.5	14.4	16.8	7.8	28.3	352.1	160.4	28.1	16.9	27.9	28.1	Manufacture of pulp, paper and paperboard
12.0	2.3	12.7	14.7	35.8	66.5	19.7	-7.2	-3.8	2.9	3.5	Manufacture of corrugated paper and paperboard and of containers of paper and paperboard
-17.0	13.3	-30.1	-22.8	-24.6	-9.7	-27.6	-35.1	-7.2	-2.7	-3.5	Manufacture of envelopes and letter-card
10.3	17.0	4.6	-5.5	-5.8	22.5	12.7	4.8	4.9	11.4	19.1	Manufacture of household and personal hygiene paper
16.0	17.3	-8.3	-13.0	9.4	5.1	2.8	44.8	25.9	34.9	27.1	Manufacture of gummed or adhesive paper in strips or rolls and labels and wall paper
9.2	5.4	11.7	16.2	17.5	44.5	9.6	3.1	1.2	0.05	4.0	Other industry
4.3	14.3	1.7	2.5	7.6	169.9	49.2	-20.1	-21.7	-13.3	-10.2	Printing, service activities related to printing and reproduction of recorded media
3.1	14.4	-4.5	-2.8	0.5	156.1	43.6	-21.0	-19.5	-8.2	-5.4	Printing
9.7	13.8	28.0	24.1	42.8	233.3	71.3	-15.8	-31.6	-35.2	-30.6	Service activities related to printing
											Reproduction of recorded media
35.6	44.1	-21.2	-16.8	-14.1	46.8	70.9	63.3	75.7	60.8	64.2	Manufacture of refined petroleum products
10.3	1.6	-0.3	4.2	1.6	6.9	8.1	15.0	20.2	23.7	11.1	Manufacture of basic chemicals, fertilizer and nitrogen compounds, plastics and synthetic rubber in primary forms
15.7	-20.0	-23.7	-17.0	-54.4	167.2	72.9	59.6	215.5	116.8	5.5	Manufacture of liquefied or compressed inorganic industrial or medical gases
10.7	1.4	0.01	6.24	11.61	-3.60	6.48	13.22	24.3	30.3	13.7	Manufacture of basic organic chemicals
9.0	21.8	-19.8	-14.7	-5.0	32.9	26.6	1.4	-3.3	0.7	3.1	Manufacture of inorganic compounds
6.7	-8.5	5.6	7.5	-1.0	6.4	-0.7	15.0	6.8	8.2	3.4	Manufacture of fertilizers
32.4	59.3	24.2	20.6	3.3	30.3	30.5	25.4	43.8	70.8	59.6	Manufacture of associated nitrogen products
											Manufacture of plastics in primary forms
											Other industry
19.4	31.4	5.1	3.3	24.2	93.8	32.4	12.2	-4.1	7.4	26.6	Manufacture of other chemical products and man-made fibres
42.6	52.3	24.5	62.1	92.3	100.3	46.6	47.0	26.5	3.1	45.8	Manufacture of pesticides and other agrochemical products
40.6	36.2	-14.8	-16.9	17.3	337.6	129.8	29.3	-14.4	34.1	72.9	Manufacture of paints, varnishes and similar coatings ink and
-2.2	16.5	-40.1	-33.2	-24.9	58.1	11.1	16.5	21.4	22.6	8.9	Manufacture of printing ink
12.9	30.6	28.2	15.1	35.6	66.1	2.7	1.8	-10.2	-0.2	17.8	Manufacture of soap and detergents, cleaning and polishing preparations
											Manufacture of perfumes and toilet preparations
											Manufacture of photographic plates, films, sensitized paper and other sensitized unexposed materials
6.1	21.9	3.9	4.1	9.5	33.6	18.0	3.0	-1.1	-3.0	-4.3	Manufacture of writing and drawing ink
											Manufacture of other chemical products n.e.c.
25.9	14.2	-10.4	-1.2	34.3	138.8	98.1	41.2	35.7	10.3	38.7	Other industry
16.5	11.2	16.7	20.5	21.9	16.2	7.8	13.9	10.4	12.3	19.0	Manufacture of pharmaceuticals, medicinal chemical and botanical products
21.4	10.5	18.8	18.2	22.5	17.8	14.0	26.9	22.8	18.5	28.6	Manufacture of medicinal active substances to be used for their pharmacological properties in the manufacture of medicaments
-3.4	14.9	6.8	32.8	19.2	8.2	-19.3	-29.4	-29.3	-9.9	-12.7	Other industry
42.1	-24.8	95.6	87.4	93.4	86.3	73.0	66.0	49.2	5.6	-1.4	Manufacture of rubber products
34.9	-22.1	8.3	12.0	118.0	104.3	-14.3	-44.7	191.8	10.5	1.5	Manufacture of rubber tyres for vehicles
-8.4	1.8	60.2	23.4	85.7	124.8	-27.2	-64.5	-62.3	-10.7	-13.0	Manufacture of interchangeable tyre treads and retreading rubber tyres
-8.0	-8.0	5.3	13.9	55.7	22.0	-2.5	-18.5	-34.5	-27.3	-22.9	Manufacture of other products of natural or synthetic rubber, unvulcanized, vulcanized or hardened
55.7	-29.4	145.7	130.1	99.4	95.6	101.4	114.3	64.1	12.2	2.1	Rubber remilling and latex processing
26.4	-4.5	55.0	50.6	73.6	78.8	46.2	22.9	2.7	2.2	0.1	Manufacture of rubber gloves
											Manufacture of other rubber products n.e.c.
21.4	5.9	11.2	12.6	33.3	50.0	31.0	16.9	14.6	20.6	19.0	Manufacture of plastics products
22.0	-5.2	22.9	20.9	36.7	41.0	22.3	21.2	22.9	16.8	15.9	Manufacture of semi-manufactures of plastic products
											Manufacture of finished plastic products
28.2	29.9	14.2	22.5	40.2	58.4	37.3	11.6	26.6	32.7	21.3	Manufacture of plastic articles for the packing of goods
59.5	20.5	9.8	8.6	57.2	87.8	92.6	71.8	57.8	69.9	77.9	Manufacture of builders' plastics ware
49.7	55.3	44.1	14.1	62.6	119.6	95.7	27.0	-13.2	53.6	92.5	Manufacture of plastic tableware, kitchenware and toilet articles
7.9	-19.3	-4.8	-0.3	19.4	39.7	22.2	11.2	1.2	4.2	2.8	Manufacture of diverse plastic products n.e.c.
-10.6	4.4	-18.7	-20.4	-30.9	172.6	94.1	22.4	-33.1	-40.6	-22.3	Manufacture of glass and glass products

Kod Kumpulan Group code	Keterangan Kumpulan/Tempoh	Okt.	Nov.	Dis.	Jan.	Feb.
162	Pembuatan produk daripada kayu, gabus, jerami dan bahan jalinan lain	8.8	16.0	16.1	16.5	11.8
16211	Pembuatan kepingan venier dan papan lapis	16.1	19.9	17.6	13.8	13.8
16212	Pembuatan papan partikel dan papan gentian	9.9	22.5	22.3	20.8	14.2
16221	Perfukangan kayu untuk jurubina	1.2	4.3	6.4	15.7	1.9
	Industri lain	-14.1	-4.1	3.2	17.5	8.0
170	Pembuatan kertas dan produk kertas	13.6	15.9	15.2	16.0	9.1
17010	Pembuatan pulpa, kertas dan kertas tebal	29.3	21.6	14.7	31.6	22.8
17020	Pembuatan kertas gelugur dan kertas tebal dan bekas daripada kertas dan kertas tebal	3.9	7.3	9.4	1.9	-2.6
17091	Pembuatan sampul surat dan kad surat	-3.6	1.4	-5.6	-6.4	-3.1
17092	Pembuatan kertas kegunaan rumah dan pembersih peribadi	20.4	33.1	22.8	35.3	20.1
17093	Pembuatan kertas bergam atau pelekat yang berjalur atau bergulung dan label dan kertas dinding	27.8	27.2	29.4	15.6	16.1
	Industri lain	2.4	2.0	15.5	8.5	0.8
181 & 182	Percetakan, aktiviti perkhidmatan berkaitan percetakan dan penerbitan semula media rakaman	-9.7	9.8	10.4	7.7	6.8
18110	Percetakan	-6.3	9.9	13.2	14.8	15.4
18120	Aktiviti perkhidmatan berkaitan percetakan &	-24.1	9.2	-0.9	-15.1	-20.4
18200	Penerbitan semula media rakaman					
192 (19201 & 19202)	Pembuatan produk petroleum bertapis	64.8	69.1	44.5	46.2	26.0
201	Pembuatan kimia asas, baja dan sebatian nitrogen, plastik dan getah sintetik dalam bentuk primer	15.4	12.5	9.9	3.1	2.3
20111	Pembuatan gas perindustrian atau perubatan bukan organik dalam bentuk cecair atau mampat	36.4	20.1	-50.1	-55.3	-62.4
20112	Pembuatan kimia organik asas &	10.4	7.7	5.3	3.1	3.0
20113	Pembuatan sebatian bukan organik					
20121	Pembuatan baja &	62.7	53.1	46.7	50.8	31.2
20129	Pembuatan produk campuran nitrogen					
20131	Pembuatan plastik dalam bentuk primer	13.2	10.5	15.4	-5.2	-2.7
	Industri lain	23.4	32.8	46.5	64.3	54.7
202 & 203	Pembuatan produk kimia lain dan seraf buatan manusia	25.3	22.6	31.8	33.0	32.9
20210	Pembuatan racun perosak dan produk agrokimia lain	61.5	18.0	40.3	62.1	60.3
20221	Pembuatan cat, varnis dan penyadur dan mastik	78.1	67.1	79.4	79.3	72.4
20222	Pembuatan dakwat cetak	9.5	8.5	13.5	24.4	21.3
20231	Pembuatan sabun dan bahan pencuci, penyediaan membersihkan dan mengilat &	5.8	10.6	17.8	14.0	18.8
20232	Pembuatan pewangi dan penyediaan dandanan diri					
20291	Pembuatan plat fotografi, filem, sensitized paper dan other sensitized unexposed materials &					
20292	Pembuatan dakwat menulis dan melukis &	4.9	6.3	10.6	11.4	10.7
20299	Pembuatan produk kimia lain t.t.t.l.					
	Industri lain	-1.0	5.3	13.3	4.5	3.7
210	Pembuatan produk farmaseutikal, kimia perubatan dan botani	21.7	22.1	24.4	24.0	9.1
21001	Pembuatan bahan aktif ubat-ubatan untuk digunakan oleh bidang farmakologi dalam pembuatan ubat-ubatan	23.9	22.5	23.5	24.6	10.3
	Industri lain	12.5	20.5	28.1	21.0	3.2
221	Pembuatan produk getah	-11.3	-11.9	-16.7	-25.8	-26.0
22111	Pembuatan tayar getah untuk kenderaan	63.2	12.3	13.0	29.1	15.6
22112	Pembuatan bunga tayar yang boleh ditukar ganti dan tayar celup	17.4	17.7	-5.5	-8.0	-9.3
22191	Pembuatan produk lain daripada getah asli atau sintetik, tidak divulkan, divulkan atau dikeraskan &	-21.5	-21.9	-25.0	-25.9	-28.5
22193	Pengilangan semula getah dan prosesan susu getah					
22192	Pembuatan sarung tangan getah	-18.6	-14.4	-19.9	-31.3	-30.5
22199	Pembuatan produk getah lain yang t.t.t.l.	10.1	2.3	0.6	-10.3	-13.7
222	Pembuatan produk plastik	16.5	16.8	16.3	8.1	6.2
22201	Pembuatan produk plastik separa siap &	12.1	13.8	9.7	-5.2	-6.6
22202	Pembuatan produk plastik siap					
22203	Pembuatan artikel plastik untuk pembungkusan	25.4	30.5	28.6	19.8	22.6
22204	Pembuatan barangan plastik jurubina	65.2	67.9	64.3	45.2	39.6
22205	Pembuatan pinggan mangkuk, peralatan dapur dan barangan fondas daripada plastik	68.2	47.6	81.8	67.7	68.7
22209	Pembuatan pelbagai produk plastik t.t.t.l.	-0.5	-0.8	-2.7	-5.8	-9.7
231 (23101 & 23102 & 23109)	Pembuatan kaca dan produk kaca	-27.1	-17.1	-24.9	-22.5	-9.9

2022									Group Description/Period
Mac	Apr.	Mei	Jun	Jul.	Ogo.	Sep.	Okt.	Nov.	
15.4	14.4	24.3	39.9	47.3	15.6	11.2	4.9	-2.7	Manufacture of products of wood, cork, straw and plaiting materials
13.3	14.8	22.3	26.5	42.6	6.5	8.3	4.9	-1.2	Manufacture of veneer sheets and plywood
26.4	16.4	25.6	32.6	30.6	15.6	6.3	5.2	-4.5	Manufacture of particle board and fibreboard
-1.6	2.6	32.4	119.0	91.6	22.3	21.3	2.3	-3.4	Manufacture of builders' carpentry
15.1	19.3	20.6	64.2	85.3	53.2	36.1	7.0	-4.5	Other industry
6.2	11.5	8.3	11.0	13.8	11.9	10.1	6.9	2.8	Manufacture of paper and paper products
18.3	24.2	6.5	9.8	14.6	11.2	10.5	7.6	5.7	Manufacture of pulp, paper and paperboard
-7.5	0.3	0.6	16.5	10.2	7.5	6.3	-1.2	-3.1	Manufacture of corrugated paper and paperboard and of containers of paper and paperboard
-6.3	-6.9	8.0	20.3	26.5	28.6	24.6	33.2	29.8	Manufacture of envelopes and letter-card
21.3	20.3	21.0	12.3	16.5	16.2	13.6	13.2	1.7	Manufacture of household and personal hygiene paper
15.1	28.6	24.1	-3.3	19.3	18.9	18.2	26.4	19.8	Manufacture of gummed or adhesive paper in strips or rolls and labels and wall paper
1.1	0.05	1.1	10.8	12.5	12.4	5.6	3.2	4.8	Other industry
8.9	9.2	12.7	54.5	33.8	12.7	12.2	8.9	9.4	Printing, service activities related to printing and reproduction of recorded media
17.6	13.4	18.7	51.2	26.8	5.2	5.9	3.0	2.9	Printing
-21.0	-5.6	-6.9	69.8	71.0	58.4	48.6	39.3	37.5	Service activities related to printing
									Reproduction of recorded media
35.5	23.2	26.5	59.2	51.8	59.6	60.6	56.0	32.1	Manufacture of refined petroleum products
3.4	13.3	12.8	-0.5	-2.3	-1.7	0.1	-5.7	-4.2	Manufacture of basic chemicals, fertilizer and nitrogen compounds, plastics and synthetic rubber in primary forms
-50.6	-33.2	-23.2	-29.7	-30.6	12.6	89.6	86.5	87.6	Manufacture of liquefied or compressed inorganic industrial or medical gases
									Manufacture of basic organic chemicals
2.3	15.0	13.0	-0.5	-2.7	-5.1	0.1	-2.8	-5.0	Manufacture of inorganic compounds
32.6	18.4	26.4	23.0	36.8	35.8	27.7	-11.4	-10.3	Manufacture of fertilizers
									Manufacture of associated nitrogen products
-2.1	9.0	6.6	-9.6	-13.7	-14.0	-18.6	-23.5	-15.5	Manufacture of plastics in primary forms
51.9	55.0	61.9	65.2	59.1	54.0	52.6	76.5	61.7	Other industry
24.6	30.8	28.3	37.8	47.9	42.8	25.4	20.3	27.0	Manufacture of other chemical products and man-made fibres
60.9	55.6	51.2	46.8	36.5	50.7	51.2	38.6	60.5	Manufacture of pesticides and other agrochemical products
33.6	28.5	34.8	66.0	109.1	43.5	6.2	-3.5	7.8	Manufacture of paints, varnishes and similar coatings ink and
15.6	12.7	18.1	16.3	12.6	19.6	19.5	11.2	11.8	Manufacture of printing ink
19.0	39.9	28.2	36.0	46.9	46.7	26.8	31.8	31.2	Manufacture of soap and detergents, cleaning and polishing preparations
									Manufacture of perfumes and toilet preparations
									Manufacture of photographic plates, films, sensitized paper and other sensitized unexposed materials
11.9	16.5	15.2	14.4	19.3	35.6	43.1	29.1	34.0	Manufacture of writing and drawing ink
									Manufacture of other chemical products n.e.c.
-3.6	-9.8	13.6	13.8	-1.2	38.2	25.3	35.8	43.0	Other industry
9.6	15.4	8.3	8.5	15.9	11.7	8.9	7.4	6.7	Manufacture of pharmaceuticals, medicinal chemical and botanical products
12.3	15.6	5.2	4.8	13.2	11.8	7.7	8.1	4.3	Manufacture of medicinal active substances to be used for their pharmacological properties in the manufacture of medicaments
-2.8	14.6	26.9	30.9	31.1	11.0	14.8	4.2	17.3	Other industry
-30.8	-30.5	-30.7	-30.8	-30.5	-14.6	-13.9	-11.0	-11.5	Manufacture of rubber products
15.1	21.7	21.9	62.5	-66.4	-32.2	-36.0	-60.2	-42.8	Manufacture of rubber tyres for vehicles
-9.5	-12.7	-10.2	60.1	52.7	13.4	10.0	-10.4	-14.0	Manufacture of interchangeable tyre treads and retreading rubber tyres
-30.1	-3.4	-11.9	-4.9	17.5	23.1	1.5	-1.9	-3.3	Manufacture of other products of natural or synthetic rubber, unvulcanized, vulcanized or hardened
									Rubber remilling and latex processing
-35.2	-37.8	-36.5	-39.4	-32.0	-20.3	-16.3	-5.3	-9.9	Manufacture of rubber gloves
-8.0	-4.6	-9.0	-4.7	5.3	5.4	3.5	-4.5	-6.5	Manufacture of other rubber products n.e.c.
5.9	10.5	4.4	4.6	8.5	5.6	6.6	2.4	2.2	Manufacture of plastics products
									Manufacture of semi-manufactures of plastic products
-6.4	-4.2	-4.2	-2.6	-3.6	-3.9	-5.4	-7.1	-8.6	Manufacture of finished plastic products
20.3	35.3	39.4	39.5	29.8	30.2	38.6	28.8	24.1	Manufacture of plastic articles for the packing of goods
30.2	28.6	32.4	20.6	19.2	17.9	3.6	3.5	6.3	Manufacture of builders' plastics ware
70.3	68.9	65.0	45.3	106.3	39.6	40.6	28.6	39.3	Manufacture of plastic tableware, kitchenware and toilet articles
-10.6	-10.8	-32.5	-30.5	-22.5	-21.7	-22.5	-24.3	-21.5	Manufacture of diverse plastic products n.e.c.
-9.8	-7.7	-2.5	18.8	67.3	66.1	10.2	8.2	4.4	Manufacture of glass and glass products

Kod Kumpulan Group code	Keterangan Kumpulan/Tempoh	2020	2021	2021				2022		
				Q1	Q2	Q3	Q4	Q1	Q2	Q3
239	Pembuatan pengeluaran galian bukan logam t.t.t.l.	-16.7	9.6	7.6	64.1	-14.9	6.1	10.3	23.6	32.2
23911	Pembuatan mortar refraktori dan konkrit &	-23.5	7.0	21.4	69.9	-40.0	1.3	-6.5	2.9	68.2
23921	Pembuatan seramik bukan refraktori									
23930	Pembuatan produk porselin dan seramik lain	-23.9	35.1	27.1	66.8	25.3	29.4	7.4	16.8	15.8
23941	Pembuatan simen hidrolik	-12.4	5.7	15.7	80.0	-32.2	-1.1	6.0	23.3	57.1
23951	Pembuatan konkrit dan mortar siap bancuh dan bancuhan kering	-34.1	12.2	-17.1	83.9	1.5	25.4	24.6	40.6	34.1
23952	Pembuatan konkrit pratuangan, simen atau artikel batu buatan yang digunakan dalam pembinaan;									
23953	& Pembuatan komponen struktur pasang siap untuk bangunan atau kejuruteraan awam dari simen, batu atau konkrit buatan	-6.1	6.0	8.1	46.8	-13.6	-0.3	8.2	17.5	16.7
23959	Pembuatan artikel konkrit, simen dan plaster lain t.t.t.l.									
23990	Pembuatan produk mineral bukan logam lain t.t.t.l. Industri lain	-20.2	27.1	27.7	78.1	12.5	11.4	15.0	28.8	25.0
		-16.3	11.6	18.3	35.9	-20.9	23.6	21.1	38.6	44.8
241 (24101 & 24102 & 24103 & 24104 & 24109)	Pembuatan besi dan keluli asas	-12.2	9.0	-4.2	56.4	-7.2	14.5	14.4	17.5	9.4
242 (24201 & 24202 & 24209)	Pembuatan logam asas berharga dan logam bukan ferus lain	-11.8	7.0	6.8	47.0	-13.6	5.2	5.7	15.0	13.1
243	Pengacuan logam	-11.5	2.0	-20.5	44.5	-18.8	23.8	20.8	24.6	30.0
251 & 252	Pembuatan produk struktur logam, tangki, takungan, penjana wap, senjata dan peluru	-18.0	10.5	-0.6	41.6	-0.8	11.9	16.5	22.8	25.3
25113	Pembuatan pintu, tingkap dan bingkai, penutup tingkap dan pintu pagar daripada logam	-19.6	9.5	-0.7	40.7	0.5	8.6	19.0	25.2	19.3
25119	Pembuatan produk struktur logam lain									
25120	Pembuatan tangki, takungan dan kontena daripada logam Industri lain	-12.0	18.3	3.4	49.5	1.4	26.2	12.4	19.7	41.3
		-23.5	-20.9	-23.6	4.7	-35.3	-22.0	-6.5	-1.2	33.6
259	Pembuatan lain-lain produk yang direka daripada logam; aktiviti perkhidmatan kerja logam	-13.7	4.2	0.1	29.3	-15.4	8.3	1.7	15.5	27.7
25910	Tempaan, tekanan, hentakan dan bentuk gelekkan logam; serbuk metalurgi	-27.1	17.2	-14.6	57.6	20.4	29.7	16.3	24.0	43.7
25920	Rawatan dan penyalutan logam; menggunakan mesin	-12.6	35.6	32.4	58.5	6.8	50.0	4.4	26.6	45.7
25991	Pembuatan fin untuk produk makanan dan minuman, tiub dan kotak boleh dilipat	-16.5	-10.9	-16.7	-8.5	-14.7	-2.9	-1.0	0.2	4.3
25992	Pembuatan kabel, plaited bands (jalur/pita berpintal) dan artikel seumpamanya daripada logam									
25993	& Pembuatan bolt, skru, nat dan produk uliran seumpamanya	-12.7	0.6	7.9	38.6	-31.4	0.3	-4.9	17.4	21.7
25994	Pembuatan barangan rumah daripada logam	-28.7	51.7	13.2	156.2	43.5	42.3	2.0	-7.8	20.8
25999	Pembuatan produk lain yang direka daripada logam t.t.t.l. Industri lain	-2.1	5.5	1.5	32.9	-14.4	6.6	5.3	17.1	43.1
		-9.1	26.7	17.5	37.1	18.8	34.0	30.3	11.1	22.0
261	Pembuatan komponen dan papan elektronik	2.2	19.2	13.8	25.6	15.9	22.7	23.1	36.7	31.8
26101	Pembuatan diod, transistor dan alatan semikonduktor yang seumpamanya									
26102	Pembuatan litar elektronik bersepadu dengan pemasangan mikro	2.9	16.6	10.5	22.4	12.3	21.9	34.3	43.3	37.7
26103	Pembuatan kapasitor dan perintang elektrik									
26104	& Pembuatan papan litar bercetak	-0.6	23.0	16.9	30.2	22.2	24.2	6.5	27.3	23.7
26105	Pembuatan komponen paparan									
26109	Pembuatan komponen lain untuk aplikasi elektronik	32.3	22.1	45.2	31.0	4.8	18.5	28.3	32.4	33.6
262 (26201 & 26202)	Pembuatan komputer dan kelengkapan peranti	-4.6	4.5	7.9	48.5	-27.3	2.7	11.5	10.6	15.8
263/ 26300	Pembuatan peralatan komunikasi	-2.0	-15.5	1.1	-13.1	-34.6	-12.0	-12.4	4.9	11.6
264/ 26400	Pembuatan peralatan elektronik pengguna	-10.4	8.3	10.0	53.1	-20.8	14.2	14.5	16.6	26.6
265	Pembuatan kelengkapan mengukur, menguji, memandu arah dan kawalan; jam tangan dan jam	9.8	8.0	14.7	-0.2	-6.5	25.0	34.9	37.4	37.7
26511	Pembuatan kelengkapan mengukur, menguji, memandu arah dan kawalan	11.4	5.0	12.8	-5.1	-8.3	21.7	37.6	37.2	37.3
26512	Pembuatan kelengkapan kawalan proses perindustrian									
26520	Pembuatan jam tangan dan jam dan bahagiannya	-2.5	33.7	29.4	49.0	9.6	50.4	16.4	38.8	40.9
266/ 26600	Pembuatan peralatan penyinaran, perubatan elektro dan elektroterapeutik	-1.2	24.7	27.8	58.4	28.5	-9.8	-49.3	-39.4	-36.7

2021	2022	2021									Group Description/Period
(Jan. - Nov.)	(Jan. - Nov.)	Jan.	Feb.	Mar.	Apr.	Mei	Jun	Jul.	Ogo.	Sep.	
9.8	18.0	3.7	2.5	17.7	324.7	72.5	-13.8	-22.4	-12.9	-9.5	Manufacture of non-metallic mineral products n.e.c. Manufacture of refractory mortars and concretes
8.3	7.8	15.9	10.8	41.1	163.3	79.7	5.4	-56.9	-37.4	-26.6	Manufacture of non-refractory ceramic
37.0	9.4	10.1	12.2	79.9	112.5	75.8	26.4	19.5	22.1	33.4	Manufacture of other porcelain and ceramic products
5.9	23.2	13.3	18.2	15.8	718.2	108.4	-26.0	-34.7	-31.2	-30.8	Manufacture of hydraulic cement
11.4	25.6	-14.3	-21.1	-15.7	627.6	105.3	-11.2	-17.3	-0.2	22.4	Manufacture of ready-mix and dry-mix concrete and mortars
											Manufacture of precast concrete, cement or artificial stone articles for use in construction
6.0	11.4	-0.7	1.8	27.6	254.2	42.7	-15.6	-18.5	-9.4	-13.1	Manufacture of prefabricated structural components for building or civil engineering of cement, concrete or artificial stone
29.4	21.6	36.7	14.0	33.5	206.8	83.7	16.3	11.7	16.7	9.4	Manufacture of other articles of concrete, cement and plaster
10.5	27.5	1.9	4.9	60.7	168.3	50.8	-30.7	-42.8	-22.4	7.4	Manufacture of other non-metallic mineral products n.e.c. Other industry
8.4	10.7	3.2	-8.2	-7.8	286.1	120.7	-32.5	-36.9	-2.6	14.4	Manufacture of basic iron and steel
7.0	9.4	-3.7	4.3	22.7	219.6	82.3	-29.9	-36.0	-8.2	0.9	Manufacture of basic precious and other non-ferrous metals
-0.9	22.3	-14.6	-29.7	-16.3	211.5	36.0	-22.8	-41.7	-8.9	-5.2	Casting of metals
10.6	17.9	-2.7	-1.1	2.1	159.3	25.9	-3.8	-16.8	-0.4	15.0	Manufacture of structural metal products, tanks, reservoirs, steam generators, weapons and ammunition
10.1	17.7	-2.7	0.0	1.1	165.7	28.2	-13.3	-14.4	-3.2	19.4	Manufacture of metal doors, windows and their frames, shutters and gates
17.4	19.8	-0.3	1.8	9.2	148.1	25.1	23.5	-19.7	13.8	10.2	Manufacture of tanks, reservoirs and containers of metal
-21.1	6.7	-15.5	-36.3	-19.5	119.2	-6.9	-32.0	-39.0	-37.6	-29.2	Other industry
4.0	11.3	-1.2	-2.8	4.7	103.8	30.0	-19.0	-25.9	-18.9	-1.9	Manufacture of other fabricated metal products; metal working service activities
18.1	25.6	-19.2	-20.8	-2.2	88.7	74.3	18.0	24.1	8.4	29.3	Forging, pressing, stamping and roll-forming of metal; powder metallurgy
34.9	21.2	16.6	25.4	60.2	190.4	30.6	11.8	-12.5	9.4	23.3	Treatment and coating of metals; machining
-11.8	-1.4	-14.5	-20.2	-15.4	-4.8	-4.1	-16.0	-25.7	-15.9	-2.8	Manufacture of tins and cans for food products, collapsible tubes and boxes
0.7	4.5	9.1	5.9	8.8	193.8	46.3	-34.5	-44.2	-34.7	-15.7	Manufacture of metal cable, plaited bands and similar articles
53.2	6.7	-12.2	-17.7	84.2	265.7	206.5	24.3	59.4	39.1	33.5	Manufacture of bolts, screws, nuts and similar threaded products
5.3	20.8	0.6	3.9	-0.1	159.1	15.4	-25.8	-23.2	-19.7	-0.8	Manufacture of metal household articles
25.9	21.2	13.4	-6.7	49.7	117.2	26.8	-2.6	16.6	21.9	17.8	Manufacture of any other fabricated metal products n.e.c. Other industry
18.7	30.5	6.2	14.4	21.5	68.7	23.0	3.4	3.4	17.2	27.4	Manufacture of electronic components and boards
16.2	35.9	5.0	10.1	17.1	57.3	17.6	5.1	5.9	14.5	16.6	Manufacture of diodes, transistors and similar semiconductor devices
											Manufacture of electronic integrated circuits micro assemblies
											Manufacture of electrical capacitors and resistors
22.3	22.5	6.7	19.1	25.7	86.7	31.5	0.8	0.6	22.6	44.3	Manufacture of printed circuit boards
21.9	32.4	30.0	44.9	62.9	90.4	26.6	5.4	-6.2	-1.2	21.4	Manufacture of display components
											Manufacture of other components for electronic applications
4.4	9.1	4.7	1.3	18.4	100.6	59.5	9.2	-18.4	-14.7	-47.8	Manufacture of computers and peripheral equipment
-15.3	-0.4	2.1	3.1	-1.7	5.5	-20.3	-18.6	-44.9	-34.7	-23.4	Manufacture of communication equipment
8.2	13.3	7.6	12.6	10.0	162.7	109.8	-9.6	-46.4	-9.1	-8.4	Manufacture of consumer electronics
5.7	34.5	15.5	13.0	15.3	51.1	-5.5	-20.9	-25.0	-9.7	18.5	Manufacture of measuring, testing, navigating and control equipment; watches and clocks
2.4	36.1	15.2	10.2	12.3	46.1	-10.9	-25.1	-28.3	-11.1	18.9	Manufacture of measuring, testing, navigating and control equipment
33.7	24.1	18.1	32.6	39.6	91.8	54.1	20.5	7.5	4.9	15.5	Manufacture of industrial process control equipment
											Manufacture of watches and clocks and parts
31.6	-37.1	40.2	22.2	21.4	74.4	38.6	63.8	42.0	12.1	31.3	Manufacture of irradiation, electromedical and electrotherapeutic equipment

Kod Kumpulan Group code	Keterangan Kumpulan/Tempoh	Okt.	Nov.	Dis.	Jan.	Feb.
239	Pembuatan pengeluaran galian bukan logam t.t.t.l.	1.5	8.4	7.8	9.3	10.3
23911	Pembuatan mortar refraktori dan konkrit &	2.3	5.1	-2.8	-6.9	-6.1
23921	Pembuatan seramik bukan refraktori					
23930	Pembuatan produk porselin dan seramik lain	35.3	36.2	18.4	7.6	7.4
23941	Pembuatan simen hidrolik	-8.9	2.1	3.2	1.3	7.3
23951	Pembuatan konkrit dan mortar siap bancuh dan banchuan kering	29.9	27.9	19.4	24.6	24.2
23952	Pembuatan konkrit pratuangan, simen atau artikel batu buatan yang digunakan dalam pembinaan;					
23953	& Pembuatan komponen struktur pasang siap untuk bangunan atau kejuruteraan awam dari simen, batu atau konkrit buatan	-7.3	-0.4	6.1	9.6	6.7
23959	Pembuatan artikel konkrit, simen dan plaster lain t.t.t.l.					
23990	Pembuatan produk mineral bukan logam lain t.t.t.l. Industri lain	8.9 16.3	19.4 33.3	6.7 21.7	9.6 25.2	18.1 20.3
241 (24101 & 24102 & 24103 & 24104 & 24109)	Pembuatan besi dan keluli asas	12.9	16.8	13.8	12.4	13.9
242 (24201 & 24202 & 24209)	Pembuatan logam asas berharga dan logam bukan ferus lain	3.3	4.4	7.7	6.3	4.9
243	Pengacuan logam	9.2	26.8	37.0	16.4	20.9
251 & 252	Pembuatan produk struktur logam, tangki, takungan, penjana wap, senjata dan peluru	14.6	12.6	8.9	18.1	17.1
25113	Pembuatan pintu, tingkap dan bingkai, penutup tingkap dan pintu pagar daripada logam	12.2	10.0	4.4	20.7	18.8
25119	Pembuatan produk struktur logam lain					
25120	Pembuatan tangki, takungan dan kontena daripada logam Industri lain	28.2 -28.0	24.1 -19.2	26.5 -19.1	14.3 -11.0	13.2 8.0
259	Pembuatan lain-lain produk yang direka daripada logam; aktiviti perkhidmatan kerja logam	8.2	11.2	5.9	2.0	0.8
25910	Tempaan, tekanan, hentakan dan bentuk gelean logam; serbuk metalurgi	38.8	48.7	9.7	11.6	20.8
25920	Rawatan dan penyulutan logam; menggunakan mesin	52.7	55.5	42.6	11.0	-0.9
25991	Pembuatan tin untuk produk makanan dan minuman, tiub dan kotak boleh dilipat	-5.5	-1.5	-1.6	-0.3	-1.2
25992	Pembuatan kabel, plaited bands (jalur/pita berpintal) dan artikel seumpamanya daripada logam	-0.9	1.9	-0.1	-4.4	-8.2
25993	& Pembuatan bolt, skru, nat dan produk uliran seumpamanya					
25994	Pembuatan barangan rumah daripada logam	38.7	52.2	36.9	27.7	15.2
25999	Pembuatan produk lain yang direka daripada logam t.t.t.l. Industri lain	7.4 28.0	5.8 38.0	6.5 36.1	3.7 37.5	7.1 43.5
261	Pembuatan komponen dan papan elektronik	23.3	21.3	24.5	9.7	21.5
26101	Pembuatan diod, transistor dan alatan semikonduktor yang seumpamanya	24.3	20.7	20.9	14.8	35.5
26102	Pembuatan litar elektronik bersepadu dengan pemasangan mikro					
26103	Pembuatan kapasitor dan perintang elektrik					
26104	& Pembuatan papan litar bercetak	22.5	22.6	30.5	-0.3	2.5
26105	& Pembuatan komponen paparan					
26109	Pembuatan komponen lain untuk aplikasi elektronik	15.1	16.7	23.7	34.2	21.0
262 (26201 & 26202)	Pembuatan komputer dan kelengkapan peranti	1.6	0.9	5.6	17.3	17.1
263/ 26300	Pembuatan peralatan komunikasi	-10.9	-7.0	-17.6	-23.5	-15.6
264/ 26400	Pembuatan peralatan elektronik pengguna	6.5	27.9	9.9	13.9	4.9
265	Pembuatan kelengkapan mengukur, menguji, memandu arah dan kawalan; jam tangan dan jam	18.8	27.4	28.3	37.9	31.4
26511	Pembuatan kelengkapan mengukur, menguji, memandu arah dan kawalan	15.5	20.5	27.7	39.4	35.0
26512	& Pembuatan kelengkapan kawalan proses perindustrian					
26520	Pembuatan jam tangan dan jam dan bahagiannya	41.9	79.8	33.9	25.4	10.2
266/ 26600	Pembuatan peralatan penyinaran, perubatan elektro dan elektroterapeutik	45.8	-34.2	-41.0	-55.6	-46.2

2022									Group Description/Period
Mac	Apr.	Mei	Jun	Jul.	Ogo.	Sep.	Okt.	Nov.	
11.4	16.1	13.1	47.1	44.4	31.2	22.9	7.6	5.3	Manufacture of non-metallic mineral products n.e.c.
									<i>Manufacture of refractory mortars and concretes</i>
-6.4	-6.9	-17.5	47.7	137.5	56.2	39.8	-5.0	-7.4	<i>Manufacture of non-refractory ceramic</i>
7.1	8.5	10.0	35.0	42.2	12.8	-1.5	-5.3	-6.3	<i>Manufacture of other porcelain and ceramic products</i>
9.4	11.5	10.5	60.3	59.5	58.6	53.3	19.6	13.4	<i>Manufacture of hydraulic cement</i>
24.9	29.6	34.1	62.3	60.2	38.4	12.3	2.2	1.2	<i>Manufacture of ready-mix and dry-mix concrete and mortars</i>
									<i>Manufacture of precast concrete, cement or artificial stone articles for use in construction</i>
8.2	16.7	7.8	30.0	23.1	14.3	13.3	4.4	0.3	<i>Manufacture of prefabricated structural components for building or civil engineering of cement, concrete or artificial stone</i>
									<i>Manufacture of other articles of concrete, cement and plaster</i>
17.6	22.5	15.5	51.7	35.4	22.6	17.4	12.3	23.5	<i>Manufacture of other non-metallic mineral products n.e.c.</i>
18.2	11.5	47.2	73.8	79.7	37.9	28.6	5.4	7.1	<i>Other industry</i>
17.1	8.9	15.2	34.2	30.9	9.2	-0.8	-0.4	2.0	Manufacture of basic iron and steel
6.0	11.9	10.5	25.6	38.5	4.5	6.3	6.5	2.3	Manufacture of basic precious and other non-ferrous metals
25.2	9.2	10.4	76.6	51.5	26.8	19.6	12.2	12.6	Casting of metals
14.2	8.3	11.5	58.0	51.2	23.8	7.6	4.8	5.3	Manufacture of structural metal products, tanks, reservoirs, steam generators, weapons and ammunition
17.1	5.2	12.2	77.7	42.1	21.3	1.0	3.6	5.1	<i>Manufacture of metal doors, windows and their frames, shutters and gates</i>
									<i>Manufacture of other structural metal products</i>
9.6	19.3	12.3	27.4	80.1	26.9	27.8	6.8	6.1	<i>Manufacture of tanks, reservoirs and containers of metal</i>
-13.0	-13.3	-10.6	26.9	39.6	55.9	8.5	15.2	1.4	<i>Other industry</i>
2.4	4.6	4.9	48.2	47.6	31.9	9.7	3.6	0.3	Manufacture of other fabricated metal products; metal working service activities
17.0	16.6	11.2	50.1	49.3	52.4	31.7	25.3	13.8	<i>Forging, pressing, stamping and roll-forming of metal; powder metallurgy</i>
3.5	11.3	19.8	57.4	80.9	30.6	34.2	15.3	10.3	<i>Treatment and coating of metals; machining</i>
-1.6	-1.2	-3.3	5.1	17.7	8.3	-9.0	-9.2	-13.8	<i>Manufacture of tins and cans for food products, collapsible tubes and boxes</i>
									<i>Manufacture of metal cable, plaited bands and similar articles</i>
-2.2	6.6	0.5	70.5	57.0	26.6	-4.9	-11.6	-14.9	<i>Manufacture of bolts, screws, nuts and similar threaded products</i>
-20.6	-28.8	-23.3	75.4	21.3	21.1	19.8	24.0	15.6	<i>Manufacture of metal household articles</i>
5.2	-1.2	12.1	62.3	53.7	54.3	26.3	21.2	23.7	<i>Manufacture of any other fabricated metal products n.e.c.</i>
14.3	6.4	3.0	27.6	23.9	20.8	21.4	18.6	26.8	<i>Other industry</i>
37.5	31.0	39.3	39.7	28.3	33.7	32.9	30.7	30.7	Manufacture of electronic components and boards
52.8	41.7	44.1	44.1	28.0	42.3	42.2	30.0	23.4	<i>Manufacture of diodes, transistors and similar semiconductor devices</i>
									<i>Manufacture of electronic integrated circuits micro assemblies</i>
									<i>Manufacture of electrical capacitors and resistors</i>
16.7	15.3	32.9	33.6	28.3	22.5	21.4	30.8	42.6	<i>Manufacture of printed circuit boards</i>
									<i>Manufacture of display components</i>
29.4	30.5	32.9	33.6	35.1	32.1	33.8	43.2	27.9	<i>Manufacture of other components for electronic applications</i>
1.2	16.9	6.7	6.8	6.5	22.3	20.8	-7.3	-1.3	Manufacture of computers and peripheral equipment
2.3	2.8	11.8	1.4	-1.7	16.9	17.5	-2.3	-2.5	Manufacture of communication equipment
24.6	25.1	10.8	13.5	74.5	12.6	13.8	-8.5	-5.3	Manufacture of consumer electronics
34.3	24.1	32.7	53.9	55.8	36.1	25.9	26.3	27.0	Manufacture of measuring, testing, navigating and control equipment; watches and clocks
37.6	22.4	31.7	55.7	56.4	33.5	27.0	29.9	32.9	<i>Manufacture of measuring, testing, navigating and control equipment</i>
									<i>Manufacture of industrial process control equipment</i>
13.2	34.4	39.1	42.6	52.3	57.6	18.3	5.3	-3.3	<i>Manufacture of watches and clocks and parts</i>
-45.3	-28.3	-43.6	-44.6	-44.9	-19.6	-42.5	-43.2	60.4	Manufacture of irradiation, electromedical and electrotherapeutic equipment

Kod Kumpulan Group code	Keterangan Kumpulan/Tempoh	2020	2021	2021				2022		
				Q1	Q2	Q3	Q4	Q1	Q2	Q3
267 (26701 & 26702) & 268 (26800)	Pembuatan peralatan optikal, kelengkapan fotografi, media magnetik dan optikal	4.2	18.7	24.3	34.6	-12.6	35.9	33.7	36.2	67.7
271	Pembuatan motor elektrik, penjana, transformer dan perkakasan pengagihan dan pengawalan elektrik	-1.1	21.4	9.3	47.5	6.7	28.4	37.9	36.0	43.8
	27101 Pembuatan motor elektrik, penjana dan transformer	12.3	13.1	16.4	30.4	-1.6	13.2	25.6	27.1	19.3
	27102 Pembuatan perkakasan pengagihan dan pengawalan	-8.2	26.7	5.6	59.5	12.3	38.5	45.1	41.1	58.5
272/ 27200	Pembuatan bateri dan akumulator	14.9	-3.7	-6.2	-13.2	-2.1	7.3	25.8	12.8	33.6
273	Pembuatan pendawaian dan peranti pendawaian	-16.9	26.2	8.5	79.1	15.4	21.2	12.3	6.0	1.3
	27310 Pembuatan kabel gantian optikal	-11.2	35.4	6.4	31.6	40.2	61.7	33.9	48.7	2.5
	27320 Pembuatan wayar dan kabel elektronik dan elektrik lain	-17.8	24.2	7.9	77.3	12.5	18.8	11.0	5.4	2.7
	27330 Pembuatan alatan pendawaian pembawa dan bukan pembawa arus untuk litar elektrik (tanpa mengira jenis bahan)	-2.8	54.9	19.7	135.2	51.0	43.6	22.1	-1.1	-16.0
274/ 27400	Pembuatan kelengkapan pencahayaan elektrik	47.5	-2.8	30.5	-7.1	-29.0	15.1	28.5	28.0	38.7
275/ 27500	Pembuatan perkakasan domestik	-8.1	9.5	-5.2	49.7	-4.7	13.3	7.6	12.3	17.8
279/ 27900	Pembuatan kelengkapan elektrik lain	7.4	17.7	20.5	34.1	3.5	17.8	16.7	-2.9	3.7
281 & 282	Pembuatan jentera kegunaan umum dan kegunaan khas	-0.3	16.2	5.7	35.1	6.8	19.1	9.3	4.6	7.7
	28120 Pembuatan alat-alat kuasa bendalir									
	& 28130 Pembuatan pam, pemampat, kepala paip dan injap lain	-20.4	25.9	-10.8	87.7	19.8	32.5	-14.7	-1.4	23.3
	28180 Pembuatan alatan tangan yang menggunakan kuasa dilengkapkan dengan motor elektrik atau bukan motor elektrik atau pneumatik	11.2	27.7	22.4	44.3	15.7	29.6	-3.3	-1.4	3.4
	& 28220 Pembuatan jentera pembentukan logam dan alatan mesin									
	28192 Pembuatan mesin penyaman udara, termasuk untuk kenderaan bermotor	19.4	17.8	24.8	30.4	0.04	20.1	10.9	3.2	-12.6
	28290 Pembuatan lain-lain mesin bertujuan khas t.t.t.l. Industri lain	-10.1 -12.1	-11.4 21.7	-30.1 6.0	-3.0 55.8	-7.6 13.1	-3.8 20.6	28.5 16.6	15.6 7.5	45.6 8.3
291 (29101 & 29102)	Pembuatan kenderaan bermotor	4.8	5.8	18.0	74.3	-29.9	7.0	5.8	21.0	22.1
292/ 29200	Pembuatan kerangka (coachwork) untuk kenderaan bermotor; pembuatan treler dan semi treler	51.2	19.7	50.8	29.3	-26.0	44.1	29.7	19.2	20.6
293/ 29300	Pembuatan alat ganti dan aksesori untuk kenderaan bermotor	2.1	5.4	24.0	31.4	-22.9	1.8	2.7	19.1	46.2
301 (30110 & 30120)	Pembinaan kapal dan bot	-20.5	50.7	12.7	353.5	44.1	26.6	7.2	2.6	-3.9
302, 303, 304 & 309	Pembuatan lokomotif keretapi, rolling stock, kapal angkasa dan udara, jentera berkaitan, kenderaan tempur ketenteraan, dan kelengkapan pengangkutan t.t.t.l.	-9.3	-5.9	-6.1	11.3	-25.1	-0.7	0.4	19.3	38.5
	30910 Pembuatan motosikal	-32.1	-13.2	-41.4	76.1	-18.3	-5.9	-11.4	21.2	69.4
	30920 Pembuatan basikal dan invalid carriages	26.1	3.4	71.1	10.1	-28.4	-6.5	2.3	40.1	46.5
	Industri lain	-6.2	-6.6	-0.4	-5.3	-26.0	4.9	5.1	8.7	21.4
310	Pembuatan perabot	-7.3	-5.7	5.1	33.7	-39.0	-2.9	6.7	18.9	29.4
	31001 Pembuatan perabot kayu dan rotan	-7.8	-21.9	-4.0	19.1	-54.3	-27.5	-11.9	2.7	35.4
	Industri lain	-6.2	26.3	26.8	58.0	-9.9	43.7	40.3	39.3	23.6
321 (32110 & 32120)	Pembuatan barang kemas, bijouterie dan artikel berkaitan	-12.1	1.9	1.8	132.8	-52.2	-6.7	-8.1	19.0	133.9
322, 325 & 329	Pembuatan instrumen muzik, peralatan dan bekalan perubatan dan pergigian dan pembuatan lain t.t.t.l.	3.5	7.0	2.7	14.3	-2.0	14.2	13.1	13.6	17.0
	32901 Pembuatan alat tulis	2.6	12.7	16.0	35.3	-4.2	7.3	-4.0	1.0	37.2
	Industri lain	3.8	5.2	-1.4	7.9	-1.3	16.3	19.4	18.5	11.0
323/ 32300	Pembuatan barangan sukan	20.9	-26.7	2.4	-22.5	-51.8	-26.6	-1.4	-12.0	30.1
324/ 32400	Pembuatan permainan dan mainan	-31.3	3.8	-14.2	47.8	-17.8	16.0	27.9	16.7	-3.4
331 & 332	Pembaikan pemasangan produk logam, jentera, kelengkapan dan pemasangan jentera perindustrian dan kelengkapan	-11.3	0.04	0.6	29.8	-24.8	8.3	6.1	10.1	10.2
	33150 Pembaikan dan penyelenggaraan kelengkapan pengangkutan kecuali motosikal dan basikal	4.1	6.2	68.0	13.0	-29.6	8.4	13.1	24.6	22.4
	Industri lain	-17.1	-2.8	-16.1	39.8	-22.0	8.3	2.6	3.1	3.7
Jumlah Pembuatan		-2.1	15.5	8.5	33.9	6.4	16.5	12.8	17.4	22.5

2021		2022		2021							Group Description/Period
(Jan. - Nov.)	(Jan. - Nov.)	Jan.	Feb.	Mar.	Apr.	Mei	Jun	Jul.	Ogo.	Sep.	
16.5	36.3	22.3	21.5	29.9	128.3	18.5	7.3	-30.0	-15.3	7.6	Manufacture of optical instruments, photographic equipment, magnetic and optical media
19.6	36.1	7.8	0.4	20.1	126.1	37.9	14.3	-8.1	10.6	17.8	Manufacture of electric motors, generators, transformers and electricity distribution and control apparatus
11.6	21.1	16.4	9.9	22.7	96.5	21.5	1.9	-7.4	-1.2	4.3	Manufacture of electric motors, generators and transformers
24.7	44.8	3.3	-4.4	18.6	147.6	48.6	23.0	-8.6	18.9	26.5	Manufacture of electricity distribution and control apparatus
-4.6	29.9	-3.1	-17.3	2.3	1.9	-25.2	-13.2	-12.1	1.7	4.9	Manufacture of batteries and accumulators
26.8	1.6	1.1	7.2	19.1	173.6	86.3	30.3	9.0	16.2	21.0	Manufacture of wiring and wiring devices
30.9	17.6	14.8	-7.5	13.2	76.7	43.2	-3.3	56.4	29.0	37.9	Manufacture of fibre optic cables
24.7	1.8	0.6	8.0	16.6	167.9	86.7	28.4	4.9	13.6	19.2	Manufacture of other electronic and electric wires and cables
58.9	-6.9	2.8	2.4	68.4	412.4	99.4	77.8	57.3	52.9	42.3	Manufacture of current-carrying and non current-carrying wiring devices for electrical circuits regardless of material
-3.2	25.8	27.2	20.4	44.3	123.5	6.4	-46.5	-61.0	-8.0	1.3	Manufacture of electric lighting equipment
8.4	10.1	-6.3	-2.6	-6.7	75.0	97.8	8.5	-10.5	-2.9	-0.5	Manufacture of domestic appliances
16.6	4.9	22.1	16.3	23.0	150.5	22.1	0.9	-9.0	4.0	15.4	Manufacture of other electrical equipment
16.0	6.4	3.7	4.3	9.3	98.8	37.5	1.4	-13.2	16.7	18.9	Manufacture of general-purpose and special-purpose machinery
25.9	3.3	-45.1	1.9	15.2	214.8	88.3	27.1	-27.8	44.1	43.0	Manufacture of fluid power equipment
27.5	0.1	18.9	21.2	27.7	173.9	25.1	8.8	7.4	20.2	21.2	Manufacture of other pumps, compressors, taps and valves
17.6	-5.3	33.5	18.7	22.4	75.3	55.0	-5.8	-41.2	23.5	24.1	Manufacture of power-driven hand tools with self-contained electric or non-electric motor or pneumatic drives
-11.2	34.4	-29.2	-34.7	-25.9	4.6	2.6	-11.5	-13.3	-5.9	-3.2	Manufacture of metal-forming machinery and machine tools
21.5	10.9	1.5	8.3	8.0	173.9	50.2	9.2	4.4	14.4	20.4	Manufacture of air-conditioning machines, including for motor vehicles
7.0	12.1	8.5	10.6	38.7	5,886.0	132.3	-43.4	-39.9	-38.1	-10.6	Manufacture of other special-purpose machinery n.e.c.
18.7	18.7	38.7	28.1	88.9	313.6	38.2	-43.3	-45.0	-30.5	4.0	Other industry
6.4	18.3	7.1	15.1	55.4	149.9	33.2	-22.0	-28.6	-23.4	-15.9	Manufacture of motor vehicles
54.6	1.1	6.8	29.0	5.8	3,010.1	1,743.3	70.5	25.1	53.2	52.5	Manufacture of bodies (coachwork) for motor vehicles; manufacture of trailers and semi-trailers
-6.8	17.9	-9.7	-16.2	8.5	148.1	-8.8	-29.1	-32.3	-22.9	-20.3	Manufacture of parts and accessories for motor vehicles
-13.9	25.3	-42.6	-50.3	-28.8	530.0	63.0	-14.0	-21.4	-17.8	-15.5	Building of ships and boats
4.0	26.3	69.1	18.3	149.3	231.1	7.7	-57.8	-55.4	-17.9	-12.0	Manufacture of railway locomotives, rolling stock, air and spacecraft, related machinery, military fighting vehicles and transport equipment n.e.c
-8.2	10.4	-8.1	5.3	2.9	74.0	-34.1	-20.9	-23.9	-27.4	-26.4	Manufacture of motorcycles
-6.4	11.6	4.3	2.0	8.9	956.3	54.5	-45.0	-60.8	-38.6	-17.8	Manufacture of bicycles and invalid carriages
-21.8	2.2	-4.8	-3.6	-3.6	883.6	63.7	-54.8	-67.0	-52.1	-43.9	Other industry
24.4	23.5	24.4	14.2	45.0	1,065.6	44.4	-24.6	-48.9	-12.9	31.5	Manufacture of furniture
2.6	26.9	7.3	-3.3	1.1	1,088.1	212.0	-26.3	-70.1	-64.9	-23.4	Manufacture of wooden and cane furniture
6.3	11.8	-6.9	0.8	16.4	79.5	7.4	-15.4	-8.1	-2.5	4.7	Other industry
12.8	10.1	4.0	12.9	31.9	148.7	32.8	-10.2	-12.1	2.3	-2.6	Manufacture of jewellery, bijouterie and related articles
4.3	12.3	-10.1	-2.9	11.0	62.4	-0.2	-17.2	-6.8	-4.0	6.6	Manufacture of musical instruments, medical and dental instruments and supplies and other manufacturing n.e.c.
-28.2	5.0	6.1	-9.7	12.0	15.7	-20.7	-48.3	-57.4	-53.4	-44.3	Manufacture of stationery
2.8	5.8	-30.8	-25.8	17.9	1,148.4	53.5	-60.6	-22.9	-36.5	6.0	Other industry
-1.2	8.0	-1.4	-0.9	3.8	219.4	52.7	-36.5	-36.6	-29.3	-8.5	Manufacture of sports goods
4.5	18.8	113.1	39.4	61.4	153.6	25.7	-43.9	-52.1	-34.2	1.9	Manufacture of games and toys
-3.9	2.5	-22.8	-11.5	-13.4	270.1	69.1	-32.5	-25.3	-26.7	-14.1	Repair of fabricated metal products, machinery and equipment and installation of industrial machinery and equipment
15.4	16.6	4.1	6.4	15.3	72.5	37.2	6.5	0.6	6.8	11.6	Repair and maintenance of transport equipment except motorcycles and bicycles
											Other industry
											Total Manufacturing

Kod Kumpulan Group code	Keterangan Kumpulan/Tempoh	Okt.	Nov.	Dis.	Jan.	Feb.
267 (26701 & 26702) & 268 (26800)	Pembuatan peralatan optikal, kelengkapan fotografi, media magnetik dan optikal	39.4	28.1	40.1	22.9	25.0
271	Pembuatan motor elektrik, penjana, transformer dan perkakasan pengagihan dan pengawalan elektrik	20.4	25.5	40.0	30.5	41.3
	27101 Pembuatan motor elektrik, penjana dan transformer	4.1	8.2	28.1	25.7	23.2
	27102 Pembuatan perkakasan pengagihan dan pengawalan	31.4	36.8	47.9	33.3	52.0
272/ 27200	Pembuatan bateri dan akumulator	1.2	13.9	8.2	13.4	34.2
273	Pembuatan pendawaian dan peranti pendawaian	20.5	22.9	20.3	13.5	11.9
	27310 Pembuatan kabel gantian optikal	51.2	52.3	81.8	22.6	41.1
	27320 Pembuatan wayar dan kabel elektronik dan elektrik lain	17.5	20.3	18.7	12.5	10.5
	27330 Pembuatan alatan pendawaian pembawa dan bukan pembawa arus untuk litar elektrik (tanpa mengira jenis bahan)	60.5	53.4	18.8	25.4	21.3
274/ 27400	Pembuatan kelengkapan pencahayaan elektrik	20.5	22.4	1.9	12.3	38.8
275/ 27500	Pembuatan perkakasan domestik	6.6	13.2	20.5	14.2	-3.7
279/ 27900	Pembuatan kelengkapan elektrik lain	10.2	15.5	28.6	8.9	21.8
281 & 282	Pembuatan jentera kegunaan umum dan kegunaan khas	19.0	20.7	17.6	16.6	7.3
	28120 Pembuatan alat-alat kuasa bendalir &					
	28130 Pembuatan pam, pemampat, kepala paip dan injap lain	40.1	31.0	26.4	37.3	-24.5
	28180 Pembuatan alatan tangan yang menggunakan kuasa dilengkapkan dengan motor elektrik atau bukan motor elektrik atau pneumatik &	32.5	25.6	30.6	-1.7	-3.5
	28220 Pembuatan jentera pembentukan logam dan alatan mesin					
	28192 Pembuatan mesin penyaman udara, termasuk untuk kenderaan bermotor	22.1	18.2	20.1	8.7	13.5
	28290 Pembuatan lain-lain mesin bertujuan khas t.t.t.l. Industri lain	-6.0 15.3	10.4 22.3	-12.6 24.3	41.1 29.9	22.1 13.0
291 (29101 & 29102)	Pembuatan kenderaan bermotor	9.3	7.7	-2.6	9.7	6.6
292/ 29200	Pembuatan kerangka (coachwork) untuk kenderaan bermotor; pembuatan treler dan semi treler	53.9	41.2	30.2	27.4	28.2
293/ 29300	Pembuatan alat ganti dan aksesori untuk kenderaan bermotor	1.4	3.4	-3.6	3.5	1.1
301 (30110 & 30120)	Pembinaan kapal dan bot	29.3	29.7	20.3	10.4	4.7
302, 303, 304 & 309	Pembuatan lokomotif keretapi, rolling stock, kapal angkasa dan udara, jentera berkaitan, kenderaan tempur ketenteraan, dan kelengkapan pengangkutan t.t.t.l.	-6.5	0.2	3.8	-0.9	2.7
	30910 Pembuatan motosikal	-14.3	1.2	-5.5	-11.2	-10.7
	30920 Pembuatan basikal dan invalid carriages Industri lain	-11.3 -0.1	-7.0 3.5	-1.0 11.2	-5.7 6.8	12.3 5.0
310	Pembuatan perabot	-9.8	1.0	0.2	8.0	5.8
	31001 Pembuatan perabot kayu dan rotan Industri lain	-37.5 44.2	-22.2 44.1	-22.4 42.9	-9.6 38.1	-14.5 43.0
321 (32110 & 32120)	Pembuatan barang kemas, bijouterie dan artikel berkaitan	-14.3	-1.2	-4.5	-7.9	-7.8
322, 325 & 329	Pembuatan instrumen muzik, peralatan dan bekalan perubatan dan pergigian dan pembuatan lain t.t.t.l.	15.1	13.0	14.4	15.0	14.4
	32901 Pembuatan alat tulis Industri lain	4.9 18.3	5.3 15.4	11.6 15.2	0.3 20.1	-1.1 19.9
323/ 32300	Pembuatan barangan sukan	-42.4	-26.8	-6.3	1.2	1.3
324/ 32400	Pembuatan permainan dan mainan	16.4	17.8	13.8	48.7	48.9
331 & 332	Pembaikan pemasangan produk logam, jentera, kelengkapan dan pemasangan jentera perindustrian dan kelengkapan	1.8	9.8	13.7	9.6	2.4
	33150 Pembaikan dan penyelenggaraan kelengkapan pengangkutan kecuali motosikal dan basikal Industri lain	-2.5 4.2	6.7 11.4	23.2 9.1	7.1 10.9	9.5 -0.6
Jumlah Pembuatan		15.3	18.8	15.5	13.1	11.2

2022									Group Description/Period
Mac	Apr.	Mei	Jun	Jul.	Ogo.	Sep.	Okt.	Nov.	
54.7	29.2	33.4	44.3	110.9	76.3	32.8	-4.9	22.3	Manufacture of optical instruments, photographic equipment, magnetic and optical media
42.2	34.7	33.7	39.5	60.9	40.6	33.2	24.3	23.9	Manufacture of electric motors, generators, transformers and electricity distribution and control apparatus
27.6	29.4	26.3	25.4	27.7	16.5	14.2	4.1	15.9	Manufacture of electric motors, generators and transformers
50.6	37.8	37.6	47.7	84.3	54.6	43.4	35.2	28.0	Manufacture of electricity distribution and control apparatus
33.7	3.7	22.9	12.6	25.6	17.0	59.9	64.0	36.0	Manufacture of batteries and accumulators
11.4	13.6	2.6	1.6	5.3	4.3	-5.2	-16.1	-16.8	Manufacture of wiring and wiring devices
39.3	49.9	48.8	47.2	9.5	19.6	-20.0	-22.7	5.4	Manufacture of fibre optic cables
9.9	13.2	1.4	1.5	7.1	5.4	-3.9	-14.6	-15.8	Manufacture of other electronic and electric wires and cables
19.8	5.6	2.5	-9.9	-16.1	-15.2	-16.6	-32.4	-37.5	Manufacture of current -carrying and non current-carrying wiring devices for electrical circuits regardless of material
35.6	13.5	35.9	36.2	69.8	34.9	22.9	-14.2	33.0	Manufacture of electric lighting equipment
12.3	13.4	11.6	11.8	15.4	19.9	17.8	2.9	-2.3	Manufacture of domestic appliances
20.2	-3.5	-2.7	-2.6	5.5	4.1	2.0	3.2	2.9	Manufacture of other electrical equipment
4.4	4.5	4.4	4.8	18.9	4.1	2.3	2.0	5.0	Manufacture of general-purpose and special-purpose machinery
-34.1	-3.8	-10.6	10.9	74.4	10.8	10.3	5.4	5.0	Manufacture of fluid power equipment
-4.8	-0.4	-1.6	-2.2	2.2	4.1	3.8	-5.7	9.9	Manufacture of other pumps, compressors, taps and valves
10.6	8.9	4.8	-3.6	34.5	-25.2	-25.8	-25.1	-30.2	Manufacture of power-driven hand tools with self-contained electric or non-electric motor or pneumatic drives
23.2	10.8	20.1	16.5	28.6	54.2	54.0	55.2	54.6	Manufacture of metal-forming machinery and machine tools
8.0	3.4	6.6	12.7	11.1	11.8	2.5	10.6	14.2	Manufacture of air-conditioning machines, including for motor vehicles
1.1	3.1	10.8	68.0	28.9	29.8	11.5	-7.6	10.5	Manufacture of other special-purpose machinery n.e.c.
32.6	13.6	19.8	28.1	28.0	28.9	9.3	0.6	7.8	Other industry
3.5	5.6	10.8	48.6	51.2	45.7	41.8	2.3	13.4	Manufacture of motor vehicles
6.5	4.0	1.4	1.8	11.5	-10.1	-9.5	-1.6	-1.9	Manufacture of bodies (coachwork) for motor vehicles; manufacture of trailers and semi-trailers
-0.1	7.9	18.0	38.0	50.8	32.1	34.4	30.6	12.2	Manufacture of parts and accessories for motor vehicles
-12.2	5.9	12.7	58.0	74.0	67.2	67.1	61.2	40.2	Building of ships and boats
3.5	10.3	20.3	157.6	123.3	27.9	25.3	24.3	21.7	Manufacture of railway locomotives, rolling stock, air and spacecraft, related machinery, military fighting vehicles and transport equipment n.e.c
3.6	7.7	19.9	0.9	17.6	19.9	26.7	23.1	-2.6	Manufacture of motorcycles
6.2	18.8	10.8	30.2	82.8	20.2	11.0	-3.3	-6.0	Manufacture of bicycles and invalid carriages
-11.6	-2.3	-8.7	25.6	73.5	23.5	23.4	3.5	-5.6	Other industry
40.1	45.6	35.3	35.9	94.3	16.8	0.9	-9.0	-6.4	Manufacture of furniture
-8.6	-8.7	9.3	94.9	253.3	198.9	62.3	21.2	17.5	Manufacture of wooden and cane furniture
10.0	11.0	9.5	21.2	23.4	18.7	9.8	-1.7	2.2	Other industry
-10.0	-5.8	-4.3	15.2	48.6	31.9	31.8	11.6	8.9	Manufacture of musical instruments, medical and dental instruments and supplies and other manufacturing n.e.c.
18.3	17.4	15.0	23.5	15.5	14.2	4.4	-5.4	0.3	Manufacture of stationery
-5.9	-7.7	-24.2	-1.5	47.0	24.1	21.3	29.6	9.9	Other industry
-0.7	7.9	5.8	74.3	-10.5	27.8	-16.7	-25.3	-19.4	Manufacture of sports goods
6.1	9.4	9.0	12.3	10.5	10.3	9.8	6.8	5.1	Manufacture of games and toys
20.6	23.5	25.4	25.7	28.8	27.5	15.6	16.5	16.1	Repair of fabricated metal products, machinery and equipment and installation of industrial machinery and equipment
-2.0	2.0	1.7	6.2	2.0	2.4	6.1	1.8	-0.4	Repair and maintenance of transport equipment except motorcycles and bicycles
13.9	13.2	15.7	23.4	23.8	24.4	19.5	12.9	11.8	Other industry
									Total Manufacturing

Jadual Table **1.4C** : Nilai Jualan Sektor Pembuatan Mengikut Kumpulan: Perubahan Peratusan Bulanan/Suku Tahunan
 : Sales Value of Manufacturing Sector by Group: Monthly/Quarterly Percentage Change

Kod Kumpulan Group code	Keterangan Kumpulan/Tempoh	2021				2022				2021					
		Q1	Q2	Q3	Q4	Q1	Q2	Q3	Jan.	Feb.	Mac	Apr.	Mei	Jun	Jul.
101	Pemprosesan dan pengawetan daging	-1.7	0.6	9.6	4.4	0.3	2.1	1.5	9.4	-7.5	-0.8	-0.9	6.4	1.8	-2.3
102	Pemprosesan dan pengawetan ikan, krustasea dan moluska	2.5	-3.9	-10.4	6.8	-7.1	-0.02	-2.0	2.3	-7.0	5.0	-1.9	-7.2	6.3	-12.3
	10201 Pengetinan ikan, krustasea dan moluska &														
	10202 Pemprosesan dan pengawetan ikan, krustasea dan moluska	1.9	-3.5	-11.0	6.3	-7.2	0.4	-2.6	1.6	-7.3	5.3	-1.4	-7.5	6.5	-12.9
	Industri lain	15.1	-12.7	2.4	17.3	-5.8	-6.6	8.1	19.1	-2.7	-0.7	-10.9	-1.0	0.1	-0.3
103	Pemprosesan dan pengawetan buah-buahan dan sayur - sayuran	8.7	-12.0	-17.3	10.5	6.0	-0.7	2.6	12.7	-3.7	2.3	-1.7	-14.6	-3.3	-8.9
	10303 Pengetinan nanas &														
	10304 Pembuatan jem, marmalad dan sajian jeli	44.8	-27.4	-8.6	4.3	-7.7	2.7	28.2	6.8	31.4	-15.1	-3.6	-30.0	-12.4	5.3
	Industri lain	1.3	-7.4	-19.4	12.1	9.4	-1.4	-2.8	14.2	-12.2	8.6	-1.2	-10.4	-1.3	-11.6
104	Pembuatan minyak dan lemak daripada sayuran dan haiwan	-23.6	47.8	0.1	4.7	-20.8	41.6	-6.5	-15.6	-2.5	-2.4	44.8	0.6	12.6	-12.9
	10404 Pembuatan minyak sayuran mentah dan bertapis &														
	10406 Pembuatan sebatian lemak masakan	-1.0	15.4	8.7	-11.8	-2.8	28.7	13.5	-0.9	-1.6	7.6	10.3	0.3	0.03	1.8
	10405 Pembuatan minyak kelapa	-2.9	-29.2	-4.9	38.3	15.7	-3.3	14.2	-2.3	-5.7	-1.6	-21.6	9.6	-36.3	21.7
	Industri lain	-26.3	53.5	-0.8	6.4	-22.8	43.6	-8.9	-17.4	-2.6	-3.8	51.0	0.6	14.4	-14.5
105	Pembuatan produk tenusu	1.7	4.4	-0.4	5.3	3.9	3.2	1.8	7.3	-1.5	2.5	3.4	-2.7	5.3	-9.5
	10502 Pembuatan susu pekat, tepung dan sejat	1.4	5.4	0.0	5.3	4.1	3.7	1.3	7.5	-1.9	2.7	4.0	-2.6	5.8	-9.6
	Industri lain	5.0	-6.0	-5.4	4.5	2.0	-4.4	8.2	5.2	2.5	-0.1	-4.1	-3.6	-1.1	-7.6
106	Pembuatan produk bijian, kanji dan produk berkanji	13.4	10.2	-4.2	8.4	8.8	10.3	-6.1	11.2	2.2	7.4	6.9	-7.0	7.5	-9.8
	10611 Pengilangan beras	10.2	33.2	-4.4	8.0	9.9	18.0	-7.3	13.7	6.2	2.5	29.3	-3.5	5.5	-12.6
	10613 Pengilangan tepung	16.2	-4.0	-4.3	8.3	9.1	3.4	-5.1	10.0	-1.0	12.2	-7.1	-10.0	9.4	-7.1
	Industri lain	7.0	-10.7	0.9	15.0	-10.4	3.8	-0.5	6.1	10.2	-7.8	-3.9	-10.9	8.0	-10.6
107	Pembuatan produk makanan lain	9.6	-1.8	-1.8	5.6	2.5	4.8	1.3	4.9	5.4	-0.2	-0.8	-7.4	7.6	-5.2
	10711 Pembuatan biskut dan cookies	-7.3	-7.5	-10.8	44.6	17.9	6.1	-5.8	-13.8	-4.7	9.8	18.4	-37.4	-1.9	5.3
	10712 Pembuatan roti, kek dan produk bakeri lain	14.9	-0.4	-2.2	-8.6	0.7	13.3	-0.1	7.9	28.1	-22.9	3.4	4.1	10.4	-8.7
	10713 Pembuatan produk snek	-0.6	-1.8	-8.6	24.8	5.5	4.5	-5.4	-1.0	-2.7	6.4	4.7	-13.3	-0.7	-14.4
	10721 Pembuatan gula	15.2	-6.1	2.5	11.3	-7.7	-5.2	-3.6	2.1	13.8	-0.1	-3.2	-17.9	18.1	-4.1
	10731 Pembuatan produk koko	-1.6	-10.3	-4.7	7.7	1.3	-6.5	4.9	3.6	3.0	-13.8	2.6	-4.8	-3.1	-2.4
	10732 Pembuatan coklat dan produk coklat &														
	10733 Pembuatan konfeksi gula	10.2	3.3	-4.1	3.3	6.3	7.0	-0.3	6.0	-7.7	19.9	-0.4	-9.8	3.9	-2.2
	10793 Pembuatan sos dan bahan perasa	8.4	-2.4	-6.6	25.8	-5.2	-4.9	-3.9	8.9	-4.1	-3.0	2.6	-1.0	-2.8	-10.2
	10799 Pembuatan produk makanan lain t.t.t.l.	10.6	-0.9	9.4	4.8	10.6	4.4	10.3	3.5	2.8	8.0	-6.6	-2.1	3.9	3.2
	Industri lain	11.3	-4.1	0.1	8.2	-2.1	3.1	7.9	10.0	-3.2	13.0	-11.2	-7.1	17.9	-8.8
108/10800	Pembuatan makanan haiwan tersedia	5.3	35.7	4.4	-1.4	1.7	18.8	1.1	-3.7	1.3	25.9	14.9	1.8	0.8	4.5
110	Pembuatan minuman ringan	16.2	-22.7	-2.1	32.6	5.9	-5.1	6.7	8.8	0.1	7.0	-4.3	-18.2	-39.2	15.7
	11041 Pembuatan minuman ringan	19.2	-13.7	17.4	7.7	0.8	-10.1	5.5	9.8	0.2	4.0	0.6	-24.0	-1.9	15.9
	11042 Pengeluaran air mineral semulajadi dan minuman lain yang dibotolkan	13.7	-7.3	8.5	-0.7	3.4	-3.9	3.4	3.8	13.1	8.2	0.8	-22.1	-4.8	14.6
	Industri lain	12.7	-40.5	-48.0	183.8	16.0	2.2	9.2	8.8	-3.5	11.0	-12.8	-7.3	-99.3	24.1
120/12000	Pembuatan produk tembakau	-2.4	-38.9	-55.2	316.2	-8.1	-22.9	-13.2	-9.9	-5.8	16.9	-19.2	-16.5	-69.5	6.8
131	Pemintalan, penunuan dan penyiapan tekstil	0.6	4.7	-18.4	20.6	4.5	-3.0	-2.6	-1.4	-1.1	5.3	-0.1	-2.4	10.0	-19.4
	13110 Penyediaan dan pemintalan gentian tekstil &														
	13120 Penunuan tekstil	3.1	10.0	-27.9	23.8	10.0	-4.1	-2.6	-1.4	-0.2	4.1	4.6	1.3	4.8	-26.8
	13132 Pewarnaan, pelunturan, percetakan dan penyiapan akhir benang dan fabrik	-5.4	-11.0	14.1	14.9	-8.4	0.2	-2.9	-0.8	-2.8	8.9	-13.9	-15.8	32.8	5.0
	Industri lain	-24.8	-4.3	67.1	-11.5	-22.6	-1.9	0.6	-9.1	-25.0	9.6	-0.2	-0.8	2.0	-0.9
139	Pembuatan tekstil lain	3.7	1.1	15.7	7.9	-2.0	-0.6	-0.9	-0.1	-5.1	11.7	-4.8	-2.3	6.0	9.9
	13910 Pembuatan fabrik dikait dan dikrusye	0.4	-3.0	7.1	9.7	-4.5	-2.3	-2.6	-4.2	-4.4	13.7	-12.7	1.5	7.9	1.2
	Industri lain	7.6	5.6	24.2	6.4	0.2	0.9	0.4	4.6	-5.9	9.6	4.1	-5.8	4.1	19.1
141	Pembuatan pakaian, kecuali pakaian berbulu	-4.3	-14.3	3.4	17.9	-1.2	-10.0	0.2	-5.3	-3.0	-4.4	-5.5	-6.5	-3.7	5.6
	14102 Pembuatan pakaian	-4.5	-12.4	5.9	13.8	-3.0	-9.7	2.1	-5.9	-3.1	-3.9	-4.8	-7.5	1.5	7.2
	Industri lain	-3.2	-27.1	-17.9	62.6	12.1	-11.7	-12.0	-1.0	-2.7	-8.2	-10.8	1.3	-39.8	-13.8
142 & 143	Pembuatan artikel daripada kulit bulu dan pakaian yang dikait dan dikrusye	-1.0	-7.5	-25.3	43.3	-7.0	-10.7	8.3	-5.3	0.3	-1.6	12.1	1.3	-52.0	24.9
151 (15110 & 15120)	Penyamakan dan pembersihan kulit, pembuatan bagasi, beg tangan, pelana dan abah-abah pembersihan dan pewarnaan bulu	4.5	-28.0	-8.7	74.2	2.0	-18.9	13.9	3.7	-4.5	5.9	-14.7	-5.0	-44.6	-3.6
152	Pembuatan kasut	7.5	-31.7	-17.9	40.0	4.2	-10.7	4.4	-0.1	-7.1	0.1	-18.9	-13.3	-16.7	-8.9
	15201 Pembuatan kasut kulit &														
	15203 Pembuatan kasut getah	7.3	-36.8	-19.2	56.7	0.9	-11.3	19.1	3.3	-8.6	9.4	-25.3	-19.8	-17.4	-11.2
	Industri lain	7.9	-23.7	-16.2	19.1	9.5	-9.8	-17.4	-4.7	-4.8	-13.0	-7.5	-3.8	-15.9	-6.1
161/16100	Pengilangan dan pengetaman kayu	1.3	-35.9	8.9	44.6	9.0	-31.0	18.5	-5.0	-6.9	15.3	-19.9	-25.9	-33.1	12.5

2022																Group Description/Period
Ogo.	Sep.	Okt.	Nov.	Dis.	Jan.	Feb.	Mac	Apr.	Mei	Jun	Jul.	Ogo.	Sep.	Okt.	Nov.	
14.0	-1.7	-2.8	7.7	-2.9	4.8	-5.5	-3.6	7.3	1.0	-3.7	-0.3	7.6	-2.8	6.9	-2.6	Processing and preserving of meat
2.0	-2.0	7.0	1.4	-1.3	-1.8	-10.6	7.0	-1.7	0.1	3.0	-10.3	12.0	-2.5	-0.4	3.2	Processing and preserving of fish, crustaceans and molluscs
																Canning of fish, crustaceans and molluscs
2.0	-2.3	6.5	1.8	-1.5	-1.8	-10.7	7.0	-1.5	0.5	2.8	-10.7	12.2	-3.2	-0.5	4.0	Processing, curing and preserving of fish, crustacean and molluscs
3.0	3.0	16.9	-5.0	2.4	-2.4	-8.5	7.4	-5.4	-7.1	5.7	-1.4	7.3	9.7	1.2	-9.1	Other industry
-3.5	1.5	6.5	6.4	-0.8	13.9	-11.1	-2.9	4.3	-0.8	5.0	-6.4	9.0	1.3	-2.4	6.9	Processing and preserving of fruits and vegetable
																Pineapple canning
15.1	-2.3	-0.2	10.3	-14.4	11.9	-9.9	-15.7	11.3	-7.3	40.6	-2.7	7.8	10.1	-2.9	8.6	Manufacture of jams, marmalades and table jellies
-7.8	2.6	8.3	5.5	2.8	14.3	-11.4	-0.1	3.0	0.5	-1.5	-7.4	9.3	-1.1	-2.2	6.4	Other industry
-0.2	18.9	-3.3	-2.5	-4.5	-13.1	-7.4	-0.9	38.3	7.0	3.0	-14.5	4.4	5.8	-4.1	-3.2	Manufacture of vegetable and animal oils and fats
																Manufacture of crude and refined vegetable oil
-0.4	21.0	-20.7	-2.7	0.8	3.1	-12.2	9.4	17.9	6.6	8.9	7.0	-0.5	-4.1	-10.7	-6.7	Manufacture of compound cooking fats
8.3	-3.7	34.6	5.0	-2.1	9.4	7.3	1.8	-10.6	5.9	1.4	9.8	7.8	-11.3	-1.3	-4.5	Manufacture of coconut oil
-0.3	18.8	-1.5	-2.5	-5.1	-14.9	-7.0	-2.1	41.6	7.0	2.3	-17.1	5.1	7.3	-3.3	-2.8	Other industry
11.1	-0.5	2.5	1.7	-4.6	8.0	-2.6	1.6	3.1	-0.4	0.6	-3.5	10.2	-4.2	-2.5	2.8	Manufacture of dairy products
																Manufacture of condensed, powdered and evaporated milk
11.8	-1.1	2.7	2.0	-4.9	8.1	-2.4	1.7	3.6	-0.4	0.3	-4.0	10.7	-4.5	-2.3	3.1	Other industry
2.4	8.3	0.1	-2.3	-0.6	7.2	-5.4	-0.3	-3.5	-0.9	5.4	3.2	2.7	-0.9	-5.1	-0.9	Other industry
0.5	10.4	5.4	-5.4	-0.6	9.3	-0.6	6.6	12.7	-6.1	-6.1	-5.4	7.6	2.0	0.3	-0.7	Manufacture of grain mill products, starches and starch products
1.0	18.3	5.6	-13.7	1.9	8.2	8.0	0.7	30.2	-12.4	-12.9	-2.9	13.1	3.4	-3.6	-2.7	Rice milling
-0.8	3.3	5.7	2.1	-2.6	11.4	-7.6	13.1	-3.4	1.7	0.7	-7.8	2.8	0.1	3.7	1.3	Flour milling
12.3	8.8	-0.4	10.4	-4.0	-4.8	-10.3	1.8	9.4	-5.7	3.6	-3.6	-0.1	9.0	14.5	-0.1	Other industry
-0.2	4.1	4.7	-2.8	0.6	5.2	-6.0	6.1	3.7	-2.9	3.4	-2.0	5.2	-3.9	0.9	-0.1	Manufacture of other food products
1.2	6.6	22.4	17.6	2.9	12.2	-3.9	2.3	25.8	-23.1	-1.4	-0.04	9.8	-4.9	5.5	2.3	Manufacture of biscuits and cookies
2.7	-7.8	-0.4	-5.6	-0.5	6.1	-5.4	2.3	6.2	7.6	5.5	-3.6	1.5	-9.8	-0.5	-0.6	Manufacture of bread, cakes and other bakery products
8.4	19.8	7.6	0.3	1.2	2.6	-1.7	9.3	3.8	-6.9	0.4	-9.8	9.5	2.5	2.7	-1.2	Manufacture of snack products
-6.8	22.7	0.4	-2.0	1.9	2.8	-15.9	-0.3	6.2	-14.2	15.9	-9.3	2.5	-0.3	1.3	-0.4	Manufacture of sugar
2.2	-0.03	7.8	1.4	-5.3	11.1	-1.9	-14.2	4.7	-0.6	0.6	4.6	2.4	-4.3	7.4	-0.8	Manufacture of cocoa products
																Manufacture of chocolate and chocolate products
-2.8	2.4	7.7	-8.1	2.2	7.2	-6.2	15.3	1.7	-0.7	-4.9	0.04	7.1	-4.0	-0.5	-2.5	Manufacture of sugar confectionery
4.0	10.9	13.1	4.3	-0.5	-4.7	-4.6	4.9	1.9	-13.9	3.7	-3.9	5.1	-1.6	4.8	6.5	Manufacture of sauces and condiments
4.0	4.2	3.3	-4.1	0.8	10.8	-3.6	9.7	-1.9	-0.6	5.3	-1.8	14.3	-2.0	2.4	1.3	Manufacture of other food products n.e.c.
-3.5	10.6	2.7	-0.5	0.3	-1.6	-4.9	8.6	-1.9	-3.2	10.4	1.6	1.3	-0.6	-1.6	1.6	Other industry
-1.6	-0.4	-2.3	2.0	1.3	6.2	-7.4	-2.4	24.2	-0.8	1.1	0.7	-1.8	3.7	-2.4	-3.8	Manufacture of prepared animal feeds
36.8	14.9	17.5	-8.7	0.2	6.7	0.3	6.1	3.9	-18.9	1.1	10.3	6.8	-3.1	5.6	-5.6	Manufacture of beverages
35.5	-22.5	23.8	-9.4	1.1	-2.9	6.7	6.2	4.0	-27.5	-1.1	19.3	5.2	-8.5	16.2	-5.7	Manufacture of soft drinks
15.4	-7.6	2.3	-0.7	-5.5	0.3	6.9	7.7	0.7	-18.4	4.7	7.7	3.5	-6.7	-0.3	-0.6	Production of natural mineral waters and other bottled waters
1,086.7	830.9	13.0	-10.1	0.8	26.5	-10.4	5.5	4.8	-4.7	2.9	0.2	10.1	5.4	-5.6	-6.9	Other industry
-30.5	151.9	191.0	-16.1	16.4	-14.9	1.0	9.4	-9.0	-27.4	-8.8	-0.7	12.7	-9.0	35.7	7.5	Manufacture of tobacco products
-6.3	0.3	12.1	13.1	2.7	-0.3	-3.2	3.6	-3.3	-6.5	10.8	-4.1	-1.4	-6.3	2.1	4.9	Spinning, weaving and finishing of textiles
																Preparation and spinning of textile fibres
-2.7	-9.6	12.2	28.3	0.8	-0.4	0.8	3.5	-4.6	-5.6	5.3	-2.6	1.9	-8.2	0.7	8.2	Weaving of textiles
-18.3	29.5	13.1	-15.8	9.2	-0.1	-13.8	3.4	1.0	-9.7	28.4	-8.0	-10.6	0.2	6.0	-4.0	Dyeing, bleaching, printing and finishing of yarns and fabrics
119.1	-17.3	-11.2	-7.6	-10.4	-3.8	-20.1	9.7	-8.0	11.2	2.8	0.3	2.3	-18.7	5.1	1.2	Other industry
2.3	1.5	5.2	-0.6	3.8	0.3	-7.8	2.3	-1.4	0.1	6.1	-2.5	-4.0	1.0	3.9	2.4	Manufacture of other textiles
-4.0	9.2	7.7	-7.6	8.2	-3.5	-7.1	3.4	-5.0	2.5	4.3	-3.5	-3.8	-0.1	6.0	0.8	Manufacture of knitted and crocheted fabrics
7.9	-4.7	3.0	6.1	0.1	3.6	-8.4	1.4	1.7	-1.9	7.6	-1.6	-4.1	1.8	2.2	3.6	Other industry
3.5	1.2	14.1	0.4	3.4	-3.1	-1.4	1.7	-4.1	-6.8	-6.9	6.6	1.9	-0.2	2.9	8.7	Manufacture of wearing apparel, except fur apparel
1.5	-1.7	13.1	-1.0	5.8	-5.0	-2.6	1.4	-3.5	-7.3	-5.3	8.0	1.7	-1.5	2.9	9.2	Manufacture of clothings
32.8	33.3	22.3	11.1	-13.0	12.3	7.3	3.2	-8.2	-3.4	-17.4	-3.8	3.4	9.9	2.6	5.1	Other industry
-5.8	19.9	23.1	5.4	5.5	-2.2	-14.0	-1.6	-7.4	1.6	5.3	1.3	-4.9	18.9	4.7	0.3	Manufacture of articles of fur, knitted and crocheted apparel
																Tanning and dressing of leather; manufacture of luggage, handbags, saddlery and harness; dressing and dyeing of fur
47.8	33.9	24.5	7.9	-0.8	1.3	-0.7	-2.5	-14.4	-7.7	5.5	-0.5	14.4	10.4	9.2	10.5	
11.3	0.4	30.8	2.3	4.4	1.9	-8.4	13.7	-12.8	0.5	-10.0	5.5	12.1	-5.2	9.0	0.6	Manufacture of footwear
																Manufacture of leather footwear
16.2	5.6	38.1	4.4	4.4	3.9	-21.4	27.8	-19.5	1.3	3.4	10.1	10.0	-3.7	7.5	1.0	Manufacture of rubber footwear
5.9	-5.9	20.8	-1.0	4.5	-1.5	14.5	-3.3	-2.2	-0.6	-28.0	-3.4	16.7	-8.4	12.3	-0.2	Other industry
72.8	-5.1	19.6	7.0	7.6	8.8	-18.7	21.7	-18.4	-29.9	-1.1	0.8	57.4	-5.7	3.2	-1.0	Sawmilling and planing of wood

Kod Kumpulan Group code	Keterangan Kumpulan/Tempoh	2021				2022				2021					
		Q1	Q2	Q3	Q4	Q1	Q2	Q3	Jan.	Feb.	Mac	Apr.	Mei	Jun	Jul.
162	Pembuatan produk daripada kayu, gabus, jerami dan bahan jalinan lain	5.9	-40.7	14.6	57.9	6.8	-36.0	11.5	2.3	-4.4	9.3	-22.6	-35.4	-14.0	-4.6
16211	Pembuatan kepingan venier dan papan lapis	8.3	-42.8	17.2	62.5	4.3	-39.6	11.6	0.5	-3.9	12.7	-27.2	-37.7	-6.1	-13.4
16212	Pembuatan papan partikel dan papan gentian	3.4	-35.0	21.9	44.2	5.5	-33.5	13.7	3.2	-7.5	9.1	-16.2	-33.0	-12.5	6.4
16221	Pertukangan kayu untuk jurubina Industri lain	6.0	-48.0	7.0	76.5	7.3	-34.0	9.1	2.9	0.9	2.7	-23.8	-37.2	-40.0	18.8
		2.6	-38.2	-8.5	63.7	22.7	-29.0	7.7	7.1	-4.5	2.5	-16.8	-30.6	-23.2	-14.8
170	Pembuatan kertas dan produk kertas	7.6	3.3	1.4	4.2	0.9	3.4	2.9	2.9	0.9	15.4	-2.1	-6.4	0.2	-1.7
17010	Pembuatan pulpa, kertas dan kertas tebal	5.4	5.5	3.5	5.9	7.2	-3.3	2.1	-0.1	-0.1	14.3	-1.9	-0.8	-2.4	-0.5
17020	Pembuatan kertas gelugur dan kertas tebal dan bekas daripada kertas dan kertas tebal	7.7	-0.6	1.7	6.3	-9.7	7.7	4.4	2.8	-0.4	18.3	-0.2	-9.8	-13.3	10.3
17091	Pembuatan sampul surat dan kad surat	-1.1	-3.9	0.2	2.0	-3.7	8.6	18.5	-5.5	-3.3	12.9	-10.5	3.7	-6.3	-1.8
17092	Pembuatan kertas kegunaan rumah dan pembersih peribadi	12.1	5.8	0.4	5.3	12.0	-0.5	-1.7	-1.2	4.5	13.3	-0.7	-8.8	9.0	-8.7
17093	Pembuatan kertas bergam atau pelekat yang berjalur atau bergulung dan label dan kertas dinding Industri lain	19.8	15.4	1.8	-9.0	8.1	13.7	6.3	8.8	6.3	22.9	-12.9	-3.1	49.3	-22.1
		5.8	-2.4	-3.3	6.4	3.1	-2.1	2.5	18.1	-4.3	-0.6	1.3	-0.2	-5.1	-1.2
181 & 182	Percetakan, aktiviti perkhidmatan berkaitan percetakan dan penerbitan semula media rakaman	-0.3	-18.5	0.9	26.2	3.8	-7.7	-1.8	2.4	-3.9	-2.5	-0.2	-12.0	-26.4	16.6
18110	Percetakan	-5.4	-16.2	9.2	22.0	3.8	-9.4	-2.6	-2.5	-4.3	-0.5	0.4	-13.4	-20.8	19.1
18120 & 18200	Aktiviti perkhidmatan berkaitan percetakan & Penerbitan semula media rakaman	21.3	-26.0	-29.7	50.2	4.0	-0.1	1.7	22.1	-2.7	-8.9	-2.3	-7.1	-44.7	5.1
192 (19201 & 19202)	Pembuatan produk petroleum bertapis	6.2	32.0	8.7	3.4	-8.2	32.0	25.4	3.7	-10.4	5.3	30.9	2.6	-1.6	11.9
201	Pembuatan kimia asas, baja dan sebatian nitrogen, plastik dan getah sintetik dalam bentuk primer	15.5	-15.0	12.0	2.2	5.7	-10.8	2.4	3.0	-1.2	4.2	-22.8	2.4	17.4	1.8
20111	Pembuatan gas perindustrian atau perubatan bukan organik dalam bentuk cecair atau mampat	74.4	-2.4	-26.4	-38.1	-2.7	60.8	7.6	3.8	-3.4	-33.5	23.2	2.2	16.9	-1.2
20112 & 20113	Pembuatan kimia organik asas & Pembuatan sebatian bukan organik	14.6	-19.9	20.9	-3.1	9.5	-15.5	8.5	0.3	-0.9	3.8	-30.5	9.5	17.6	6.2
20121 & 20129	Pembuatan baja & Pembuatan produk campuran nitrogen	22.5	-1.3	-13.0	46.2	9.8	-12.3	-5.3	1.8	8.0	5.6	-0.5	-8.8	-2.6	-11.1
20131	Pembuatan plastik dalam bentuk primer Industri lain	10.3	-13.0	7.5	9.5	-5.6	-8.9	-10.2	6.2	-3.5	10.0	-21.7	-3.1	24.1	-3.7
		21.8	-0.1	23.8	-10.8	42.2	2.3	19.6	15.8	2.1	4.2	0.5	-7.2	2.9	12.9
202 & 203	Pembuatan produk kimia lain dan serat buatan manusia	6.3	-4.5	6.6	17.0	9.1	-2.7	10.9	3.5	-2.4	12.6	-7.46	-6.0	1.0	-6.7
20210	Pembuatan racun perosak dan produk agrokimia lain	13.7	-6.5	4.6	23.7	33.1	-12.2	1.2	3.2	-3.8	9.0	-3.9	-14.8	10.7	-1.1
20221	Pembuatan cat, varnis dan penyadur dan mastik	15.3	5.5	0.9	42.4	5.0	-6.3	0.6	4.6	-1.5	30.1	-0.4	-7.6	-16.0	-24.0
20222	Pembuatan dakwat cetak	7.6	3.1	-6.2	6.3	17.1	-1.0	-4.9	5.0	-2.4	5.7	6.4	-11.9	7.1	-2.4
20231 & 20232	Pembuatan sabun dan bahan pencuci, penyediaan & membersihkan dan mengilat & Pembuatan pewangi dan penyediaan dandanan diri	2.8	-12.7	18.5	4.6	8.4	0.4	22.3	3.5	-4.4	10.4	-17.8	-4.7	13.3	-3.8
20291 & 20292 & 20299	Pembuatan plat fotografi, filem, sensitized paper dan other sensitized unexposed materials & Pembuatan dakwat menulis dan melukis & Pembuatan produk kimia lain t.t.t.l. Industri lain	0.1	-2.0	-3.3	13.0	4.0	1.5	11.1	2.0	0.0	1.8	-1.4	-1.8	-1.8	-0.3
		12.1	3.9	14.1	-20.5	7.5	8.8	28.2	8.7	3.5	8.8	-5.8	2.2	5.2	22.7
210	Pembuatan produk farmaseutikal, kimia perubatan dan botani	8.1	6.8	6.4	-0.1	0.4	3.7	7.7	5.6	6.1	8.0	-4.5	-3.8	21.3	-9.2
21001	Pembuatan bahan aktif ubat-ubatan untuk digunakan oleh bidang farmakologi dalam pembuatan ubat-ubatan Industri lain	10.2	10.3	3.9	-2.4	3.3	3.5	6.3	8.3	4.6	7.6	-1.7	-2.1	20.9	-10.0
		-1.1	-10.3	21.3	11.5	-12.4	4.9	15.3	-6.3	13.5	9.8	-17.5	-12.9	24.0	-3.8
221	Pembuatan produk getah	20.1	18.1	-26.3	-17.0	-0.3	13.7	-15.9	10.1	-7.6	47.5	0.2	-7.9	0.1	-6.4
22111	Pembuatan tayar getah untuk kenderaan	-8.4	-13.7	118.9	-25.0	-15.6	-4.2	-21.9	-13.2	6.8	7.3	-2.6	-18.6	-17.5	365.6
22112	Pembuatan bunga tayar yang boleh ditukar ganti dan tayar celup	5.7	-10.7	-8.0	26.6	-12.4	3.9	6.6	7.5	-8.7	10.7	0.9	-6.5	-33.3	3.3
22191 & 22193	Pembuatan produk lain daripada getah asli atau sintetik, tidak divulkan, divulkan atau dikeraskan & Pengilangan semula getah dan prosesan susu getah	-1.8	-6.8	-21.2	7.1	-8.8	21.4	-3.9	-6.6	-1.8	13.7	-11.8	-7.5	8.8	-20.9
22192	Pembuatan sarung tangan getah	27.7	25.5	-34.3	-21.8	4.3	15.9	-19.5	15.3	-9.9	60.9	1.6	-7.3	-0.2	-17.5
22199	Pembuatan produk getah lain yang t.t.t.l.	8.9	-0.2	-9.8	6.4	-6.6	4.9	0.5	7.4	-2.2	8.6	-0.1	-9.8	6.1	-10.9
222	Pembuatan produk plastik	6.7	9.5	-1.3	1.0	-2.3	9.4	-1.0	3.4	-2.6	11.9	5.9	-5.2	1.3	-2.5
22201 & 22202	Pembuatan produk plastik separa siap & Pembuatan produk plastik siap	10.6	12.4	-4.6	-5.7	-7.1	15.3	-5.3	7.8	-3.3	10.8	7.2	-3.4	4.4	-3.6
22203	Pembuatan artikel plastik untuk pembungkusan barangan	8.1	5.9	8.2	3.5	1.9	21.0	4.1	9.1	-5.8	9.1	5.3	-5.1	0.7	8.7
22204	Pembuatan barangan plastik jurubina	17.2	26.6	14.1	-2.1	-2.7	16.8	1.6	9.6	-9.6	40.3	4.9	-4.6	11.7	-1.8
22205	Pembuatan pinggan mangkuk, peralatan dapur dan barangan tandas daripada plastik	10.4	19.4	6.9	17.5	12.6	12.7	5.4	15.2	-13.5	27.3	9.2	-7.8	10.9	-20.7
22209	Pembuatan pelbagai produk plastik t.t.t.l.	0.9	6.4	-9.4	1.3	-6.7	-11.6	-7.0	-7.4	3.9	10.3	4.5	-6.4	-4.2	-6.7
231 (23101 & 23102 & 23109)	Pembuatan kaca dan produk kaca	6.8	-23.8	-33.9	43.0	19.0	-10.2	-5.1	-0.2	-6.3	1.5	-11.6	-6.3	-27.2	-18.5

2022

2022														Group Description/Period			
Ogo.	Sep.	Okt.	Nov.	Dis.	Jan.	Feb.	Mar.	Apr.	Mei	Jun	Jul.	Ogo.	Sep.	Okt.	Nov.		
72.3	18.6	12.9	11.5	3.2	2.7	-8.3	12.9	-23.3	-29.8	-3.3	0.4	35.2	14.1	6.5	3.3	Manufacture of products of wood, cork, straw and plaiting materials	
85.1	21.7	11.3	14.0	2.3	-2.7	-3.9	12.2	-26.2	-33.6	-2.9	-2.4	38.2	23.8	7.8	7.4	Manufacture of veneer sheets and plywood	
51.1	25.7	3.8	8.8	4.6	2.0	-12.5	20.8	-22.8	-27.7	-7.7	4.8	33.8	15.6	2.7	-1.2	Manufacture of particle board and fibreboard	
93.8	-4.1	46.4	3.4	4.1	11.8	-11.0	-0.9	-20.6	-19.0	-0.8	3.9	23.7	-4.9	23.5	-2.4	Manufacture of builders' carpentry	
69.5	5.6	22.2	16.8	2.0	22.0	-12.2	9.3	-13.8	-29.8	4.5	-3.8	40.1	-6.1	-4.0	4.2	Other industry	
7.1	1.7	2.3	0.01	-4.6	3.6	-5.1	12.4	2.8	-9.1	2.7	0.8	5.4	0.1	-0.7	-3.8	Manufacture of paper and paper products	
9.6	-0.8	11.5	-9.9	-2.4	14.6	-6.8	10.1	3.0	-14.9	0.5	3.9	6.3	-1.4	8.6	-11.5	Manufacture of pulp, paper and paperboard	
7.5	1.5	5.8	0.6	-9.6	-4.2	-4.8	12.4	8.1	-9.5	0.4	4.3	4.9	0.4	-1.6	-1.4	Manufacture of corrugated paper and paperboard and of containers of paper and paperboard	
4.2	7.3	-2.0	-3.5	1.2	-6.2	0.1	9.1	-11.0	20.2	4.4	3.3	5.9	3.9	4.8	-5.9	Manufacture of envelopes and letter-card	
6.8	7.5	-8.0	10.2	0.1	8.9	-7.3	14.4	-1.5	-8.3	1.2	-5.3	6.5	5.1	-8.3	-0.9	Manufacture of household and personal hygiene paper	
7.5	-6.1	-7.1	0.4	-1.6	-2.8	6.8	21.9	-2.7	-6.4	16.4	-3.8	7.1	-6.6	-0.6	-4.8	Manufacture of gummed or adhesive paper in strips or rolls and labels and wall paper	
-1.0	6.2	1.9	0.7	0.2	11.0	-11.0	-0.3	0.3	0.8	4.1	0.3	-1.1	-0.1	-0.4	2.2	Other industry	
16.7	3.8	1.2	23.1	1.2	-0.1	-4.7	-0.6	0.1	-9.2	0.8	1.0	-1.7	3.4	-1.8	23.6	Printing, service activities related to printing and reproduction of recorded media	
18.9	3.2	-0.5	19.4	2.1	-1.1	-3.8	1.4	-3.2	-9.4	0.8	-0.2	-1.4	3.9	-3.2	19.2	Printing	
5.0	7.8	11.0	42.3	-2.9	4.7	-8.9	-9.5	16.8	-8.4	0.8	5.8	-2.7	1.2	4.0	40.5	Service activities related to printing	
																Reproduction of recorded media	
-2.3	-3.3	0.8	12.4	-6.5	4.9	-22.8	13.2	19.0	5.3	23.9	6.7	2.7	-2.7	-2.1	-4.8	Manufacture of refined petroleum products	
3.1	-10.6	1.7	4.9	11.5	-3.4	-1.9	5.3	-15.3	1.9	3.5	0.02	3.7	-8.9	-4.2	6.5	Manufacture of basic chemicals, fertilizer and nitrogen compounds, plastics and synthetic rubber in primary forms	
-33.2	-49.1	2.8	8.1	36.2	-7.0	-18.7	-12.7	66.5	17.5	6.9	-2.5	8.4	-14.3	1.1	8.8	Manufacture of liquefied or compressed inorganic industrial or medical gases	
7.6	-15.0	-3.4	6.6	14.0	-1.8	-0.9	3.1	-21.8	7.5	3.5	3.9	5.0	-10.3	-6.2	4.1	Manufacture of basic organic chemicals	
3.5	1.3	39.1	-1.1	11.4	4.7	-6.0	6.7	-11.1	-2.6	-5.2	-1.1	2.7	-4.7	-3.5	0.2	Manufacture of inorganic compounds	
-2.1	-1.7	7.3	2.7	6.5	-12.8	-1.0	10.7	-12.8	-5.3	5.3	-8.0	-2.4	-7.0	0.8	13.4	Manufacture of fertilizers	
19.5	-6.7	-21.7	12.5	11.6	29.9	-3.8	2.3	2.6	-3.1	5.0	8.8	15.7	-7.6	-9.4	3.1	Manufacture of associated nitrogen products	
15.6	14.2	-0.1	1.1	6.1	4.4	-2.5	5.6	-2.9	-7.8	8.5	0.2	11.6	0.2	-4.1	6.7	Manufacture of other chemical products and man-made fibres	
4.8	3.5	9.7	4.1	16.8	19.2	-4.9	9.4	-7.1	-17.2	7.5	-8.0	15.7	3.8	0.6	20.5	Manufacture of pesticides and other agrochemical products	
56.0	32.0	5.7	-2.2	7.1	4.5	-5.2	0.8	-4.2	-3.0	3.4	-4.3	7.1	-2.4	-4.0	9.2	Manufacture of paints, varnishes and similar coatings ink and	
-1.2	-10.1	6.3	10.5	2.5	15.1	-4.8	0.6	3.8	-7.6	5.4	-5.5	4.9	-10.2	-1.1	11.1	Manufacture of printing ink	
14.1	15.4	-11.1	1.2	6.7	0.1	-0.3	10.6	-3.4	-12.7	20.3	3.9	14.0	-0.3	-7.7	0.8	Manufacture of soap and detergents, cleaning and polishing preparations	
-1.3	-1.0	11.6	4.2	-1.2	2.8	-0.6	2.9	2.6	-2.9	-2.4	3.9	12.2	4.6	0.7	8.1	Manufacture of perfumes and toilet preparations	
-20.3	10.5	-18.2	-8.0	12.4	0.2	2.8	1.1	-11.9	28.8	5.4	6.6	11.5	0.2	-11.4	-3.1	Manufacture of photographic plates, films, sensitized paper and other sensitized unexposed materials	
4.4	5.0	-2.5	-1.4	-3.5	5.3	-6.7	8.5	0.6	-9.8	21.6	-3.0	0.6	2.4	-3.9	-2.1	Manufacture of pharmaceuticals, medicinal chemical and botanical products	
1.4	5.7	-4.0	-1.5	-4.5	9.2	-7.4	9.5	1.2	-10.9	20.4	-2.8	0.1	1.9	-3.6	-5.0	Manufacture of medicinal active substances to be used for their pharmacological properties in the manufacture of medicaments	
21.3	1.5	4.6	-1.2	0.6	-11.5	-3.2	3.5	-2.8	-3.5	27.9	-3.7	2.7	5.0	-5.0	11.2	Other industry	
-28.5	-0.5	-1.4	-4.5	-4.2	-2.0	-7.8	38.1	0.5	-8.0	-0.1	-5.9	-12.1	0.3	1.9	-5.0	Manufacture of rubber products	
-61.8	-6.5	56.1	-32.9	-0.3	-0.8	-4.4	6.8	3.0	-18.5	10.0	-3.7	-22.9	-11.7	-3.0	-3.6	Manufacture of rubber tyres for vehicles	
29.2	5.2	16.6	7.2	-21.3	4.7	-10.0	10.5	-2.6	-3.8	19.0	-1.5	-4.1	2.0	-5.0	2.9	Manufacture of interchangeable tyre treads and retreading rubber tyres	
-7.1	4.9	8.7	-3.2	0.01	-7.8	-5.2	11.0	22.0	-15.6	17.4	-2.3	-2.7	-13.5	5.0	-4.6	Manufacture of other products of natural or synthetic rubber, unvulcanized, vulcanized or hardened	
-27.1	-0.9	-9.8	-0.3	-5.1	-1.0	-8.9	50.0	-2.5	-5.3	-4.7	-7.4	-14.5	4.0	2.1	-5.2	Rubber remilling and latex processing	
0.4	1.7	8.9	-3.6	-3.4	-4.2	-5.9	15.8	3.6	-14.0	11.1	-1.5	0.5	-0.1	0.5	-5.7	Manufacture of rubber gloves	
4.7	-2.6	0.3	0.9	1.0	-3.9	-4.4	11.6	10.5	-10.4	1.5	1.1	1.9	-1.7	-3.6	0.6	Manufacture of other rubber products n.e.c.	
-4.0	-0.2	-3.2	-1.6	-0.2	-6.9	-4.6	11.0	9.7	-3.4	6.1	-4.6	-4.3	-1.7	-5.0	-3.2	Manufacture of plastics products	
6.0	-8.9	5.7	3.9	-1.2	1.6	-3.6	7.1	18.5	-2.2	0.7	1.2	6.3	-3.0	-1.8	0.2	Manufacture of semi-manufactures of plastic products	
8.7	10.8	-11.2	0.6	0.1	-3.1	-13.1	30.8	3.6	-1.8	1.8	-2.9	7.5	-2.7	-11.2	3.4	Manufacture of finished plastic products	
39.5	6.6	4.3	-10.3	16.3	6.3	-13.0	28.5	8.3	-9.9	-2.4	12.6	-5.6	7.4	-4.6	-2.8	Manufacture of plastic articles for the packing of goods	
5.0	-2.8	-1.0	3.9	-0.1	-10.4	-0.4	9.2	4.2	-29.2	-1.4	4.0	6.2	-3.8	-3.2	7.8	Manufacture of builders' plastics ware	
																Manufacture of plastic tableware, kitchenware and toilet articles	
																Manufacture of diverse plastic products n.e.c.	
-7.9	29.8	6.0	24.5	2.0	3.0	9.0	1.6	-9.6	-1.1	-11.2	14.7	-8.5	-13.9	4.2	20.1	Manufacture of glass and glass products	

Kod Kumpulan Group code	Keterangan Kumpulan/Tempoh	2021				2022				2021					
		Q1	Q2	Q3	Q4	Q1	Q2	Q3	Jan.	Feb.	Mac	Apr.	Mei	Jun	Jul.
239	Pembuatan pengeluaran galian bukan logam t.t.t.l.	5.9	-20.0	-7.0	34.5	10.2	-10.4	-0.5	3.2	-6.0	5.0	-10.4	-8.1	-20.7	2.1
23911	Pembuatan mortar refraktori dan konkrit &	20.3	-30.6	-39.8	101.5	11.1	-23.6	-1.6	8.5	-7.2	5.7	-22.2	-2.2	-31.8	-44.5
23921	Pembuatan seramik bukan refraktori	16.9	-3.2	-3.0	17.8	-3.0	5.3	-3.8	6.8	0.3	-2.1	4.2	-0.5	-16.6	-5.8
23930	Pembuatan produk porselin dan seramik lain	1.2	-18.9	-21.6	53.8	8.4	-5.7	-0.1	-1.1	-2.4	4.0	-5.5	-9.9	-30.0	0.6
23941	Pembuatan simen hidraulik	5.1	-17.9	5.9	37.1	4.4	-7.3	1.0	-1.5	-6.3	6.3	-11.8	-4.9	-16.9	0.6
23951	Pembuatan konkrit dan mortar siap bancuh dan banchuan kering	2.5	-21.2	-0.9	24.4	11.3	-14.4	-1.5	3.3	-8.0	4.0	-11.0	-9.3	-16.5	8.7
23952	Pembuatan konkrit pratuangan, simen atau artikel batu buatan yang digunakan dalam pembinaan;														
23953	Pembuatan komponen struktur pasang siap untuk bangunan atau kejuruteraan awam dari simen, batu atau konkrit buatan														
23959	Pembuatan artikel konkrit, simen dan plaster lain t.t.t.l.	19.4	-16.6	3.9	7.8	23.2	-6.6	0.8	18.5	-8.3	9.6	-14.0	-2.8	-12.9	11.7
23990	Pembuatan produk mineral bukan logam lain t.t.t.l. Industri lain	22.1	-25.9	-5.3	44.2	19.7	-15.2	-1.0	9.9	-0.6	9.8	-9.8	-26.5	-19.8	-5.2
241 (24101 & 24102 & 24103 & 24104 & 24109)	Pembuatan besi dan keluli asas	-4.0	-20.7	15.6	30.1	-4.0	-18.6	7.6	4.6	-13.0	2.6	0.2	-18.3	-22.6	-4.2
242 (24201 & 24202 & 24203 & 24209)	Pembuatan logam asas berharga dan logam bukan ferus lain	0.2	-23.8	2.4	34.6	0.7	-17.1	0.7	-1.8	2.3	0.0	-6.8	-20.0	-20.8	-9.4
243	Pengacuan logam	-0.9	3.0	-9.9	34.7	-3.3	6.2	-6.0	5.4	-7.5	7.7	21.8	-6.9	-41.2	-0.1
251 & 252	Pembuatan produk struktur logam, tangki, takungan, penjana wap, senjata dan peluru	5.1	-13.0	-5.7	29.8	9.4	-8.3	-3.8	2.8	-11.9	3.5	0.5	-6.0	-24.1	-2.2
25113	Pembuatan pintu, tingkap dan bingkai, penutup tingkap & dan pintu pagar daripada logam	6.4	-17.4	-0.8	24.6	16.6	-13.1	-5.5	3.4	-13.4	3.6	0.2	-7.2	-34.3	16.7
25119	Pembuatan produk struktur logam lain	3.9	0.1	-16.3	45.0	-7.4	6.6	-1.2	2.1	-4.9	0.7	2.6	-3.1	2.3	-34.0
25120	Pembuatan tangki, takungan dan kontena daripada logam Industri lain	-13.2	-15.0	-15.5	25.1	4.1	-10.2	14.2	-4.4	-28.4	29.1	-10.3	-4.0	-22.0	-5.9
259	Pembuatan lain-lain produk yang direka daripada logam; aktiviti perkhidmatan kerja logam	7.2	-11.6	-16.6	37.0	0.7	0.4	-7.8	3.3	-5.2	1.3	6.8	-11.3	-30.1	-4.0
25910	Tempaan, tekanan, hentakan dan bentuk geleskan logam; serbuk metalurgi	18.3	-4.4	-11.0	28.7	6.1	2.0	3.2	-1.1	-10.3	10.6	0.5	-0.2	-22.5	-0.1
25920	Rawatan dan penyalutan logam; menggunakan mesin	40.1	-15.9	-11.9	44.5	-2.5	2.0	1.4	23.4	5.1	6.4	-4.0	-19.0	-16.7	-11.9
25991	Pembuatan tin untuk produk makanan dan minuman, tiub dan kotak boleh dilipat	-3.9	-10.9	-3.1	17.1	-2.1	-9.9	1.0	-1.0	-8.7	-0.9	-1.1	-10.5	1.8	-14.7
25992	Pembuatan kabel, plaited bands (jalur/pita berpintal) dan artikel seumpamanya daripada logam	8.3	-22.5	-23.6	56.3	2.7	-4.2	-20.8	6.3	-4.3	-2.5	-4.8	0.4	-48.2	-1.5
25993	Pembuatan bolt, skru, nat dan produk uliran seumpamanya	54.9	11.3	-17.6	0.1	11.0	0.6	7.9	14.9	1.8	71.0	1.2	-5.4	-54.7	58.2
25994	Pembuatan barangan rumah daripada logam	-2.7	5.6	-22.4	33.6	-3.8	17.4	-5.2	-4.1	-3.3	-2.3	49.8	-30.8	-30.4	1.7
25999	Pembuatan produk lain yang direka daripada logam t.t.t.l. Industri lain	11.6	11.4	-6.8	15.6	8.5	-5.0	2.4	18.1	-23.9	42.4	11.3	-9.2	-20.5	10.4
261	Pembuatan komponen dan papan elektronik	4.2	-7.9	20.8	5.9	4.5	2.3	16.4	-0.4	0.6	2.8	-11.8	-2.9	12.9	2.9
26101	Pembuatan diod, transistor dan alatan semikonduktor & yang seumpamanya	0.8	-7.1	16.4	11.8	11.0	-0.8	11.8	-1.0	-5.4	4.2	-10.0	-3.9	15.8	3.4
26102	Pembuatan litar elektronik bersepadu dengan pemasangan mikro	10.8	-10.0	28.2	-2.8	-5.0	7.6	24.5	1.5	10.2	0.4	-14.4	-2.1	9.4	3.1
26103	Pembuatan kapasitor dan perintang elektrik &														
26104	Pembuatan papan litar bercetak &														
26105	Pembuatan komponen paparan	-9.9	3.8	10.8	14.3	-2.5	7.2	11.8	-12.0	-1.0	10.5	-8.6	6.9	6.0	-10.2
26109	Pembuatan komponen lain untuk aplikasi elektronik														
262 (26201 & 26202)	Pembuatan komputer dan kelengkapan peranti	-2.0	12.4	-29.7	32.7	6.4	11.5	-26.4	-7.7	8.6	6.2	20.1	-23.9	13.7	-16.7
263/ 26300	Pembuatan peralatan komunikasi	-3.5	-19.8	-4.9	19.6	-4.0	-4.0	1.2	-4.5	-10.6	5.8	-26.4	-5.1	39.3	-29.9
264/ 26400	Pembuatan peralatan elektronik pengguna	-4.1	-9.9	2.5	28.9	-3.9	-8.3	11.3	-2.4	-0.4	0.3	-7.6	-4.7	2.1	-32.9
265	Pembuatan kelengkapan mengukur, menguji, memandu arah dan kawalan; jam tangan dan jam	-6.7	-13.1	24.8	23.6	0.7	-11.5	25.0	-3.4	-28.3	13.1	-11.1	-3.9	12.8	-2.4
26511	Pembuatan kelengkapan mengukur, menguji, memandu arah dan kawalan	-7.8	-14.2	27.3	20.9	4.2	-14.5	27.4	-3.5	-31.1	14.4	-11.7	-3.5	12.5	-1.9
26512	Pembuatan kelengkapan kawalan proses perindustrian	1.8	-5.2	8.5	43.7	-21.2	13.1	10.1	-2.4	-5.0	4.9	-7.1	-6.1	14.7	-5.1
26520	Pembuatan jam tangan dan jam dan bahagiannya														
266/ 26600	Pembuatan peralatan penyinaran, perubatan elektro dan elektroterapeutik	18.4	9.9	2.3	-32.2	-33.5	31.3	6.9	20.3	-16.0	9.4	-1.5	-4.2	45.3	-10.1

2022																Group Description/Period
Ogo.	Sep.	Okt.	Nov.	Dis.	Jan.	Feb.	Mac	Apr.	Mei	Jun	Jul.	Ogo.	Sep.	Okt.	Nov.	
12.8	5.0	13.5	13.3	4.2	4.7	-5.1	6.1	-6.6	-10.5	3.1	0.2	2.5	-1.7	-0.6	11.0	Manufacture of non-metallic mineral products n.e.c.
																<i>Manufacture of refractory mortars and concretes</i>
49.4	21.1	40.9	15.6	7.7	3.9	-6.5	5.3	-22.6	-13.4	22.2	-10.8	-1.7	8.4	-4.3	12.7	<i>Manufacture of non-refractory ceramic</i>
19.5	9.8	3.4	2.3	-0.2	-2.9	0.1	-2.4	5.5	0.9	2.3	-0.7	-5.2	-4.1	-0.6	1.3	<i>Manufacture of other porcelain and ceramic products</i>
5.6	1.6	32.7	17.3	2.8	-2.9	3.3	6.0	-3.7	-10.7	1.5	0.1	5.0	-1.8	3.6	11.2	<i>Manufacture of hydraulic cement</i>
20.7	19.6	6.0	13.7	-0.3	2.8	-6.6	6.9	-8.4	-1.6	0.6	-0.7	4.3	-2.9	-3.5	12.6	<i>Manufacture of ready-mix and dry-mix concrete and mortars</i>
																<i>Manufacture of precast concrete, cement or artificial stone articles for use in construction</i>
11.1	-1.4	7.2	14.9	8.7	6.6	-10.5	5.4	-4.0	-16.2	0.7	3.0	3.2	-2.3	-1.3	10.4	<i>Manufacture of prefabricated structural components for building or civil engineering of cement, concrete or artificial stone</i>
																<i>Manufacture of other articles of concrete, cement and plaster</i>
4.5	0.8	6.1	0.2	-1.6	21.7	-1.2	9.2	-10.4	-8.4	14.4	-0.3	-5.4	-3.4	1.4	10.2	<i>Manufacture of other non-metallic mineral products n.e.c.</i>
38.0	12.9	11.8	10.4	4.8	13.0	-4.5	7.9	-15.0	-3.0	-5.2	-2.0	5.9	5.3	-8.4	12.1	<i>Other industry</i>
58.8	31.4	-1.6	-1.7	-0.5	3.4	-11.9	5.5	-6.8	-13.5	-9.9	-6.6	32.5	19.4	-1.3	0.7	Manufacture of basic iron and steel
52.1	19.6	4.2	2.5	3.0	-3.0	0.9	1.1	-1.7	-21.0	-10.0	-0.1	14.7	21.7	4.4	-1.6	Manufacture of basic precious and other non-ferrous metals
45.5	12.0	6.2	4.8	8.0	-10.4	-3.9	11.5	6.3	-5.8	-6.0	-14.4	21.8	5.7	-0.4	5.1	Casting of metals
21.7	12.5	7.8	3.1	8.8	11.5	-12.7	1.0	-4.7	-3.2	7.5	-6.4	-0.4	-2.2	5.0	3.6	Manufacture of structural metal products, tanks, reservoirs , steam generators , weapons and ammunition
																<i>Manufacture of metal doors, windows and their frames, shutters and gates</i>
15.1	20.1	1.4	1.5	10.7	19.7	-14.8	2.1	-10.0	-1.0	4.1	-6.7	-1.7	0.0	4.0	3.0	<i>Manufacture of other structural metal products</i>
43.4	-5.8	28.1	5.9	5.1	-7.8	-5.8	-2.5	11.7	-8.7	16.0	-6.6	1.0	-5.1	7.0	5.2	<i>Manufacture of tanks, reservoirs and containers of metal</i>
6.1	11.7	1.8	16.3	3.3	5.2	-13.1	3.9	-10.6	-1.1	10.8	3.6	18.5	-22.3	8.1	2.3	<i>Other industry</i>
13.6	21.5	11.5	4.0	5.0	-0.4	-6.3	2.8	9.2	-11.0	-1.3	-4.4	1.5	1.0	5.3	0.6	Manufacture of other fabricated metal products; metal working service activities
0.8	17.4	8.2	8.4	3.7	0.5	-2.9	7.1	0.2	-4.9	4.7	-0.6	2.8	1.5	3.0	-1.5	<i>Forging, pressing, stamping and roll-forming of metal; powder metallurgy</i>
24.9	14.8	20.1	3.7	1.4	-3.9	-6.2	11.1	3.2	-12.8	9.5	1.3	-9.9	18.0	3.2	-0.8	<i>Treatment and coating of metals; machining</i>
15.0	17.3	-3.6	5.0	4.7	0.2	-9.5	-1.3	-0.7	-12.4	10.6	-4.4	5.8	-1.4	-3.8	-0.4	<i>Manufacture of tins and cans for food products, collapsible tubes and boxes</i>
20.8	28.7	20.9	3.1	6.6	1.7	-8.1	3.9	3.7	-5.3	-12.1	-9.3	-2.7	-3.3	12.4	-0.8	<i>Manufacture of metal cable, plaited bands and similar articles</i>
																<i>Manufacture of bolts, screws, nuts and similar threaded products</i>
-4.9	-1.5	-1.4	5.0	2.9	7.2	-8.2	18.0	-9.3	1.9	3.6	9.3	-5.0	-2.6	2.0	-2.1	<i>Manufacture of metal household articles</i>
8.8	24.7	9.4	2.1	5.8	-6.6	-0.1	-4.1	40.6	-21.5	0.8	-3.7	9.2	2.1	5.0	4.2	<i>Manufacture of any other fabricated metal products n.e.c.</i>
5.6	-3.3	13.3	3.7	0.1	19.3	-20.6	13.4	3.6	-12.1	-1.5	7.2	3.0	-2.8	10.6	10.9	<i>Other industry</i>
7.5	12.5	-5.1	-2.9	9.0	-12.3	11.4	16.3	-15.9	3.2	13.3	-5.6	12.1	11.8	-6.7	-2.9	Manufacture of electronic components and boards
																<i>Manufacture of diodes, transistors and similar semiconductor devices</i>
1.2	8.4	5.3	-2.6	6.5	-6.0	11.7	17.4	-16.6	-2.3	15.8	-8.2	12.5	8.4	-3.8	-7.6	<i>Manufacture of electronic integrated circuits micro assemblies</i>
																<i>Manufacture of electrical capacitors and resistors</i>
16.9	17.2	-17.8	-3.6	13.3	-22.5	13.3	14.2	-15.5	12.8	10.0	-1.0	11.7	16.2	-11.5	5.1	<i>Manufacture of printed circuit boards</i>
																<i>Manufacture of display components</i>
12.2	21.4	-5.2	1.6	5.2	-4.5	-10.7	18.2	-7.9	8.9	6.5	-9.2	9.7	22.9	1.5	-9.3	<i>Manufacture of other components for electronic applications</i>
-7.1	-32.0	91.6	-13.8	9.8	2.5	8.4	-8.2	38.7	-30.5	13.8	-16.9	6.6	-32.8	47.0	-8.3	Manufacture of computers and peripheral equipment
5.0	24.6	1.9	0.9	-0.4	-11.4	-1.3	28.2	-26.0	3.2	26.3	-32.1	24.8	25.2	-15.3	0.7	Manufacture of communication equipment
71.8	9.3	7.0	1.7	-8.4	1.2	-8.4	19.1	-7.3	-15.6	4.6	3.2	10.9	10.5	-13.9	5.2	Manufacture of consumer electronics
21.6	12.8	-1.5	-0.6	29.5	3.8	-31.6	15.6	-17.9	2.8	30.9	-1.1	6.2	4.4	-1.2	-0.1	Manufacture of measuring, testing, navigating and control equipment; watches and clocks
																<i>Manufacture of measuring, testing, navigating and control equipment</i>
25.3	11.2	-4.7	-2.4	37.6	5.3	-33.3	16.7	-21.4	3.8	33.1	-1.5	7.0	5.8	-2.5	-0.2	<i>Manufacture of industrial process control equipment</i>
-2.7	26.2	22.5	9.5	-12.0	-8.6	-16.5	7.8	10.3	-2.8	17.6	1.3	0.7	-5.2	9.0	0.5	<i>Manufacture of watches and clocks and parts</i>
-20.6	18.8	6.6	-58.5	3.8	-9.5	1.8	11.1	29.1	-24.6	42.7	-10.6	15.9	-15.0	5.2	17.0	Manufacture of irradiation, electromedical and electrotherapeutic equipment

Kod Kumpulan Group code	Keterangan Kumpulan/Tempoh	2021				2022				2021					
		Q1	Q2	Q3	Q4	Q1	Q2	Q3	Jan.	Feb.	Mac	Apr.	Mei	Jun	Jul.
267 (26701 & 26702) & 268 (26800)	Pembuatan peralatan optikal, kelengkapan fotografi, media magnetik dan optikal	-10.0	3.5	-3.2	50.7	-11.5	5.4	19.2	-2.8	-5.3	-4.5	8.2	-12.7	30.8	-31.9
271	Pembuatan motor elektrik, penjana, transformer dan perkakasan pengagihan dan pengawalan elektrik	-4.2	10.6	4.0	16.5	2.9	9.1	9.9	1.2	-10.8	16.1	8.9	-10.7	9.6	-11.9
	27101 Pembuatan motor elektrik, penjana dan transformer	-11.4	8.2	7.6	9.7	-1.7	9.5	1.0	-6.3	-10.9	15.1	8.5	-14.8	15.5	-1.0
	27102 Pembuatan perkakasan pengagihan dan pengawalan	0.6	12.1	1.9	20.6	5.4	8.9	14.4	6.2	-10.8	16.8	9.1	-8.3	6.5	-18.2
272/ 27200	Pembuatan bateri dan akumulator	-21.9	25.2	20.8	-9.1	-8.5	12.2	43.0	5.4	-26.4	8.7	22.4	-6.7	40.1	-6.6
273	Pembuatan pendawaian dan peranti pendawaian	-2.9	7.7	3.6	11.9	-10.0	1.6	-0.9	0.7	-6.0	2.1	8.7	-2.9	5.3	-4.1
	27310 Pembuatan kabel gantian optikal	3.4	-0.1	36.1	15.1	-14.4	10.9	-6.3	10.6	-13.2	8.0	8.5	-14.3	4.7	37.7
	27320 Pembuatan wayar dan kabel elektronik dan elektrik lain	-4.1	6.7	3.1	12.6	-10.4	1.4	0.4	-0.1	-5.7	0.8	8.6	-2.5	4.1	-5.2
	27330 Pembuatan alatan pendawaian pembawa dan bukan pembawa arus untuk litar elektrik (tanpa mengira jenis bahan)	15.3	24.4	-0.8	1.0	-2.0	0.8	-15.7	9.4	-7.0	19.5	9.8	-4.6	20.1	-3.5
274/ 27400	Pembuatan kelengkapan pencahayaan elektrik	-12.2	6.9	4.0	17.9	-2.0	6.5	12.6	-4.5	-13.1	18.4	7.0	-12.6	7.9	-23.8
275/ 27500	Pembuatan perkakasan domestik	-7.5	1.1	4.9	15.5	-12.1	5.4	10.0	-2.6	-3.3	-2.8	8.0	-7.6	5.1	-1.3
279/ 27900	Pembuatan kelengkapan elektrik lain	-9.7	15.0	4.4	8.6	-10.6	-4.3	11.6	1.8	-13.4	6.4	12.6	-3.3	16.1	-15.9
281 & 282	Pembuatan jentera kegunaan umum dan kegunaan khas	-1.6	19.7	-5.6	7.1	-9.6	14.5	-2.7	-3.7	0.5	3.9	19.9	-9.3	11.2	-21.5
	28120 Pembuatan alat-alat kuasa bendalir														
	& 28130 Pembuatan pam, pemampat, kepala paip dan injap lain	-1.7	22.2	-9.3	21.6	-36.7	41.2	13.5	-35.8	64.4	12.5	8.2	-11.0	-4.1	-41.7
	28180 Pembuatan alatan tangan yang menggunakan kuasa dilengkapkan dengan motor elektrik atau bukan motor elektrik atau pneumatik	12.1	24.1	-10.5	4.0	-16.3	26.5	-6.1	18.5	-3.3	-3.8	31.0	-5.3	5.9	-8.4
	28220 Pembuatan jentera pembentukan logam dan alatan mesin														
	28192 Pembuatan mesin penyaman udara, termasuk untuk kenderaan bermotor	1.8	13.8	-6.4	10.8	-6.0	6.0	-20.8	15.0	-9.9	3.6	19.6	-13.6	18.6	-43.3
	28290 Pembuatan lain-lain mesin bertujuan khas f.t.f.l. Industri lain	-24.6	35.4	-7.6	2.0	0.7	21.8	16.5	-37.2	3.9	8.9	25.5	-17.8	46.1	-22.9
		-1.8	13.5	2.7	5.4	-5.1	4.6	3.5	-7.9	4.4	7.0	11.0	-3.5	-3.9	-2.8
291 (29101 & 29102)	Pembuatan kenderaan bermotor	-25.2	-17.3	5.4	64.2	-26.1	-5.4	6.2	-30.1	-4.7	6.4	-0.1	-14.7	-33.3	32.5
292/ 29200	Pembuatan kerangka (coachwork) untuk kenderaan bermotor; pembuatan treler dan semi treler	9.8	13.8	-27.1	58.1	-1.2	4.6	-26.2	2.4	-14.1	38.1	24.0	-21.8	-26.4	-15.1
293/ 29300	Pembuatan alat ganti dan aksesori untuk kenderaan bermotor	-0.7	-10.2	-11.6	29.1	0.2	4.1	8.5	-8.3	-0.1	17.0	-7.4	-8.4	-22.1	4.6
301 (30110 & 30120)	Pembinaan kapal dan bot	-3.0	-5.3	7.9	27.8	-17.9	-9.4	1.0	1.2	-3.2	8.9	8.0	-31.2	20.2	-10.1
302, 303, 304 & 309	Pembuatan lokomotif keretapi, rolling stock, kapal angkasa dan udara, jentera berkaitan, kenderaan tempur ketenteraan, dan kelengkapan pengangkutan f.t.f.l.	0.8	-14.8	-17.3	39.8	2.0	1.2	-4.0	3.4	-14.2	23.6	-3.9	-22.8	-13.6	-10.2
	30910 Pembuatan motosikal	12.1	-10.4	-29.5	33.0	5.5	22.6	-1.5	3.0	-9.6	14.3	2.2	-12.8	-28.8	-6.7
	30920 Pembuatan basikal dan invalid carriages Industri lain	-11.1	-20.3	-6.3	40.8	-2.7	9.2	-2.0	0.2	-31.1	47.6	-7.0	-12.1	-54.2	9.6
		2.9	-14.2	-16.3	42.1	3.1	-11.2	-6.6	5.4	-7.1	18.0	-5.1	-33.0	23.2	-16.4
310	Pembuatan perabot	-4.3	-31.3	-11.0	65.9	5.1	-23.5	-3.1	0.0	-9.3	7.8	-24.3	-2.4	-28.1	-27.4
	31001 Pembuatan perabot kayu dan rotan Industri lain	-5.9	-40.5	-21.5	65.1	14.3	-30.7	3.6	-3.7	-7.0	9.4	-35.5	-2.8	-28.0	-28.1
		-1.3	-14.6	2.3	66.7	-3.7	-15.2	-9.2	7.1	-13.3	4.7	-2.9	-1.8	-28.2	-26.6
321 (32110 & 32120)	Pembuatan barang kemas, bijouterie dan artikel berkaitan	5.0	4.3	-57.3	99.6	3.5	35.0	-16.1	15.6	-15.7	4.5	35.3	-9.6	-47.0	-58.3
322, 325 & 329	Pembuatan instrumen muzik, peralatan dan bekalan perubatan dan pergigian dan pembuatan lain f.t.f.l.	2.4	-1.0	2.7	9.6	1.4	-0.5	5.8	-0.5	-2.4	6.5	2.1	-4.6	-9.8	3.5
	32901 Pembuatan alat tulis Industri lain	18.1	1.5	-15.3	5.6	5.7	6.8	15.0	12.1	-0.8	18.3	-4.1	-0.7	-13.3	-10.6
		-2.5	-1.9	9.7	10.8	0.2	-2.7	2.7	-4.3	-2.9	2.3	4.7	-6.1	-8.5	8.8
323/ 32300	Pembuatan barangan sukan	-17.1	5.0	-37.4	34.8	11.4	-6.3	-7.5	-7.7	1.0	16.7	6.2	-2.9	-27.4	-27.3
324/ 32400	Pembuatan permainan dan mainan	-12.3	6.7	-12.2	41.2	-3.3	-2.7	-27.3	-22.6	-2.6	47.4	10.7	-4.5	-65.1	89.1
331 & 332	Pembaikan pemasangan produk logam, jentera, kelengkapan dan pemasangan jentera perindustrian dan kelengkapan	-2.7	-21.0	4.1	35.3	-4.6	-18.0	4.1	2.0	-7.1	22.6	-9.5	-31.7	-2.3	3.6
	33150 Pembaikan dan penyelenggaraan kelengkapan pengangkutan kecuali motosikal dan basikal Industri lain	-6.1	-22.2	10.7	34.1	-2.0	-14.3	8.7	5.3	-20.4	50.7	-12.7	-38.5	-0.9	4.9
		-0.9	-20.4	0.9	36.0	-6.0	-20.0	1.4	0.4	-0.2	11.1	-7.7	-28.1	-3.0	3.0
Jumlah Pembuatan		0.5	2.6	1.1	11.8	-2.7	6.8	5.4	-1.4	-3.6	7.2	2.9	-6.1	1.3	-3.6

2022

2022														Group Description/Period			
Ogo.	Sep.	Okt.	Nov.	Dis.	Jan.	Feb.	Mar.	Apr.	Mei	Jun	Jul.	Ogo.	Sep.	Okt.	Nov.		
21.4	26.8	30.2	-12.4	7.9	-14.8	-3.7	18.3	-9.6	-9.9	41.5	-0.5	1.5	-4.6	-6.7	12.6	Manufacture of optical instruments, photographic equipment, magnetic and optical media	
21.1	3.2	4.8	-0.7	9.3	-5.7	-3.4	16.8	3.2	-11.4	14.4	1.6	5.8	-2.2	-2.2	-1.0	Manufacture of electric motors, generators, transformers and electricity distribution and control apparatus	
7.9	-2.4	4.8	-2.9	17.7	-8.1	-12.6	19.1	10.0	-16.8	14.6	0.8	-1.5	-4.3	-4.5	8.1	Manufacture of electric motors, generators and transformers	
30.4	6.4	4.8	0.5	4.9	-4.3	1.8	15.7	-0.2	-8.4	14.3	2.0	9.4	-1.3	-1.2	-4.8	Manufacture of electricity distribution and control apparatus	
16.9	-11.3	2.1	-5.7	-14.1	10.5	-12.9	8.3	-5.0	10.6	28.3	4.2	8.9	21.3	4.7	-21.8	Manufacture of batteries and accumulators	
5.8	4.6	7.6	-0.8	-1.2	-4.9	-7.3	1.7	10.9	-12.3	4.2	-0.6	4.8	-5.0	-4.7	-1.6	Manufacture of wiring and wiring devices	
-2.9	9.2	10.3	-13.5	29.1	-25.4	-0.1	6.6	16.8	-14.9	3.5	2.5	6.1	-26.9	6.5	18.0	Manufacture of fibre optic cables	
7.3	5.4	7.1	-0.9	-0.4	-5.4	-7.4	0.3	11.9	-12.6	4.2	0.03	5.5	-3.9	-4.8	-2.3	Manufacture of other electronic and electric wires and cables	
-7.5	-7.5	13.2	6.8	-22.2	15.5	-10.0	18.0	-3.2	-7.4	5.6	-10.2	-6.5	-9.0	-8.3	-1.4	Manufacture of current-carrying and non current-carrying wiring devices for electrical circuits regardless of material	
45.2	12.1	25.5	-30.7	-4.5	5.2	7.4	15.6	-10.5	4.6	8.2	-5.0	15.3	2.1	-12.3	7.4	Manufacture of electric lighting equipment	
8.9	-1.0	9.1	2.9	5.1	-7.7	-18.5	13.4	9.1	-9.1	5.3	1.9	13.1	-2.7	-4.7	-2.3	Manufacture of domestic appliances	
14.9	10.1	-3.8	-1.2	7.1	-13.7	-3.1	5.0	-9.6	-2.5	16.2	-8.9	13.4	7.9	-2.7	-1.5	Manufacture of other electrical equipment	
23.8	0.02	0.6	-0.1	-1.0	-4.6	-7.5	1.1	20.0	-9.4	11.5	-10.9	8.3	-1.7	0.2	2.8	Manufacture of general-purpose and special-purpose machinery	
																Manufacture of fluid power equipment	
100.4	-0.3	7.3	-8.5	0.8	-30.2	-9.6	-1.8	58.1	-17.4	19.0	-8.3	27.3	-0.8	2.6	-8.8	Manufacture of other pumps, compressors, taps and valves	
																Manufacture of power-driven hand tools with self-contained electric or non-electric motor or pneumatic drives	
-6.4	0.3	9.8	-5.5	1.0	-10.8	-5.1	-5.1	36.9	-6.4	5.3	-4.3	-4.6	0.1	-0.2	10.0	Manufacture of metal-forming machinery and machine tools	
89.0	-6.5	-0.7	2.2	-10.1	4.1	-5.9	0.9	17.7	-16.8	9.1	-21.0	5.1	-7.2	0.2	-4.8	Manufacture of air-conditioning machines, including for motor vehicles	
-1.2	4.3	-1.5	-1.0	5.4	1.4	-10.0	9.9	12.8	-10.9	41.7	-14.9	18.4	4.2	-0.7	-1.4	Manufacture of other special-purpose machinery n.e.c.	
11.7	5.6	-6.7	5.9	3.6	-3.8	-9.2	2.2	6.4	-0.6	1.6	-4.2	12.4	-3.2	0.7	9.3	Other industry	
0.5	37.5	29.2	9.2	-6.4	-21.3	-7.4	0.9	1.8	-8.3	1.1	1.6	1.2	18.1	7.0	30.7	Manufacture of motor vehicles	
7.4	34.7	30.8	0.5	-6.9	0.2	-13.6	42.9	6.2	-17.6	-21.3	-15.2	8.1	14.2	20.4	7.7	Manufacture of bodies (coachwork) for motor vehicles; manufacture of trailers and semi-trailers	
7.6	-3.4	27.4	5.4	-6.6	-1.6	-2.4	19.8	-5.5	-3.9	4.5	6.4	3.7	-6.0	-8.1	16.9	Manufacture of parts and accessories for motor vehicles	
22.5	16.1	19.1	-7.8	-10.2	-7.1	-8.2	10.8	5.5	-32.9	20.6	-1.5	-1.3	17.0	29.5	-8.1	Building of ships and boats	
16.9	2.6	15.4	21.2	-1.9	-1.3	-11.2	20.3	3.8	-15.5	1.0	-1.9	2.4	4.4	12.2	4.1	Manufacture of railway locomotives, rolling stock, air and spacecraft, related machinery, military fighting vehicles and transport equipment n.e.c	
2.1	-0.9	8.5	30.7	4.5	-3.2	-9.1	12.4	23.2	-7.2	-0.2	2.8	-1.9	-0.9	4.6	13.7	Manufacture of motorcycles	
86.5	6.2	11.3	2.1	5.3	-4.6	-17.9	36.0	-0.9	-4.1	-1.9	-5.0	6.8	4.0	10.4	-0.1	Manufacture of bicycles and invalid carriages	
0.3	2.0	20.8	28.9	-7.7	1.2	-8.6	16.4	-1.3	-25.4	3.6	-2.6	2.3	7.7	17.3	2.0	Other industry	
57.5	33.7	15.4	10.2	-0.8	7.9	-11.2	8.1	-15.3	-9.0	-15.5	1.9	3.6	23.5	0.6	7.1	Manufacture of furniture	
46.3	16.6	18.2	20.3	0.6	12.2	-12.1	13.2	-28.7	-9.2	-1.0	-0.6	4.1	16.5	-0.9	9.8	Manufacture of wooden and cane furniture	
71.3	51.8	13.2	1.6	-2.2	3.4	-10.1	2.6	1.0	-8.8	-27.9	4.9	3.0	31.2	2.0	4.5	Other industry	
27.2	121.9	10.9	13.9	-2.7	11.6	-15.6	3.6	35.2	8.3	-5.6	-24.5	7.6	20.5	-17.2	10.4	Manufacture of jewellery, bijouterie and related articles	
9.0	6.4	1.5	-0.8	4.3	0.02	-2.9	2.4	3.0	-5.9	-0.2	5.3	4.9	-1.6	-9.1	3.2	Manufacture of musical instruments, medical and dental instruments and supplies and other manufacturing n.e.c.	
17.6	-18.0	11.3	2.0	4.9	0.8	-2.2	7.6	0.4	0.9	4.3	15.4	4.4	-18.1	-5.7	-0.5	Manufacture of stationery	
6.3	14.8	-0.9	-1.6	4.1	-0.2	-3.1	0.9	3.9	-8.0	-1.7	1.7	5.1	5.0	-10.2	4.4	Other industry	
3.7	18.7	1.0	26.7	0.5	-0.3	1.1	8.4	4.1	-20.2	-5.7	8.4	-12.4	16.0	8.0	7.4	Manufacture of sports goods	
-18.3	67.5	11.1	-0.7	-2.9	1.2	-2.5	-1.7	20.3	-6.4	-42.5	-2.9	16.6	9.2	-0.3	7.1	Manufacture of games and toys	
10.3	30.3	6.1	11.7	-8.1	-1.7	-13.3	27.1	-6.6	-32.0	0.6	1.9	10.1	29.7	3.2	9.9	Repair of fabricated metal products, machinery and equipment and installation of industrial machinery and equipment	
9.2	61.1	-7.5	9.9	-2.4	-8.4	-18.6	66.0	-10.6	-37.6	-0.6	7.5	8.1	46.1	-6.8	9.6	Repair and maintenance of transport equipment except motorcycles and bicycles	
10.9	16.0	14.8	12.6	-11.0	2.1	-10.6	9.5	-3.9	-28.4	1.3	-1.1	11.3	20.2	10.1	10.2	Other industry	
5.5	6.9	3.9	1.2	1.1	-3.4	-5.2	9.8	2.3	-4.0	8.1	-3.3	6.1	2.7	-1.8	0.2	Total Manufacturing	

Jadual **1.5a** : Bilangan Pekerja Bergaji Sektor Pembuatan Mengikut Kumpulan
Table : Number of Paid Employees of Manufacturing Sector by Group

Kod Kumpulan Group code	Keterangan Kumpulan/Tempoh	2020	2021	2021				
				Q1	Q2	Q3	Q4	Q1
101	Pemprosesan dan pengawetan daging	12,814	12,960	13,037	13,006	13,491	12,960	13,034
102	Pemprosesan dan pengawetan ikan, krustasea dan moluska	15,575	15,912	16,315	15,839	15,917	15,912	15,936
10201 & 10202	Pengetinan ikan, krustasea dan moluska Pemprosesan dan pengawetan ikan, krustasea dan moluska	13,406	13,320	13,913	13,579	13,478	13,320	13,433
	Industri lain	2,169	2,592	2,402	2,260	2,439	2,592	2,503
103	Pemprosesan dan pengawetan buah-buahan dan sayur - sayuran	11,201	10,179	11,339	11,265	10,290	10,179	10,310
10303 & 10304	Pengetinan nanas Pembuatan jem, marmalad dan sajian jeli	1,115	551	1,129	1,109	546	551	485
	Industri lain	10,085	9,628	10,210	10,156	9,744	9,628	9,825
104	Pembuatan minyak dan lemak daripada sayuran dan haiwan	77,283	79,500	77,416	77,731	79,380	79,500	79,916
10404 & 10406 10405	Pembuatan minyak sayuran mentah dan bertapis Pembuatan sebatian lemak masakan Pembuatan minyak kelapa	3,633	3,832	3,686	3,657	3,657	3,832	3,752
	Industri lain	71,293	73,243	71,342	71,711	73,361	73,243	73,693
105	Pembuatan produk tenusu	12,943	13,179	13,757	13,848	13,864	13,179	13,036
10502	Pembuatan susu pekat, tepung dan sejat	9,487	9,781	10,152	10,194	10,245	9,781	9,553
	Industri lain	3,456	3,398	3,604	3,654	3,619	3,398	3,482
106	Pembuatan produk bijian, kanji dan produk berkanji	10,286	10,808	10,535	10,530	10,852	10,808	10,871
10611 10613	Pengilangan beras Pengilangan tepung	4,638 4,630	4,849 4,889	4,881 4,640	4,832 4,710	5,157 4,729	4,849 4,889	4,994 4,872
	Industri lain	1,017	1,070	1,014	988	966	1,070	1,005
107	Pembuatan produk makanan lain	115,937	123,320	121,149	121,787	122,231	123,320	126,992
10711 10712 10713 10721 10731 10732 & 10733	Pembuatan biskut dan cookies Pembuatan roti, kek dan produk bakeri lain Pembuatan produk snek Pembuatan gula Pembuatan produk koko Pembuatan coklat dan produk coklat Pembuatan konfeksi gula	12,112 28,158 8,757 1,823 2,714 8,727	14,344 30,260 8,428 1,765 2,576 8,033	11,993 28,682 8,860 1,818 2,679 8,676	11,983 30,085 8,815 1,799 2,634 8,561	11,983 30,498 8,428 1,822 2,603 8,433	14,344 30,260 8,428 1,765 2,576 8,033	14,439 29,286 8,412 1,769 2,579 7,937
10793 10799	Pembuatan sos dan bahan perasa Pembuatan produk makanan lain f.t.f.l.	8,441 12,699	9,997 13,664	9,512 14,596	9,316 14,380	9,413 14,432	9,997 13,664	10,800 16,718
	Industri lain	32,506	34,254	34,333	34,213	34,619	34,254	35,052
108/ 10800	Pembuatan makanan haiwan tersedia	17,920	14,893	17,733	17,700	15,829	14,893	14,820
110	Pembuatan minuman ringan	15,681	15,951	16,115	15,637	16,029	15,951	16,304
11041 11042	Pembuatan minuman ringan Pengeluaran air mineral semulajadi dan minuman lain yang dibotolkan	10,302 4,144	10,302 3,995	10,327 4,227	10,195 3,960	10,108 4,063	10,302 3,995	10,565 4,001
	Industri lain	1,234	1,653	1,560	1,482	1,859	1,653	1,739
120/ 12000	Pembuatan produk tembakau	1,160	1,199	1,412	1,151	1,196	1,199	1,413
131	Pemintalan, penenunan dan penyiapan tekstil	13,348	13,289	13,445	13,081	13,173	13,289	13,206
13110 & 13120 13132	Penyediaan dan pemintalan gentian tekstil Penenunan tekstil Pewarnaan, pelunturan, percetakan dan penyiapan akhir benang dan fabrik	9,775	9,209	9,712	9,494	9,252	9,209	8,983
	Industri lain	693	433	679	532	548	433	474
139	Pembuatan tekstil lain	13,350	14,450	13,939	13,946	14,120	14,450	14,378
13910	Pembuatan fabrik dikait dan dikrusye	5,321	5,901	5,448	5,592	5,721	5,901	5,903
	Industri lain	8,030	8,548	8,492	8,354	8,400	8,548	8,475
141	Pembuatan pakaian, kecuali pakaian berbulu	40,706	41,493	40,980	39,166	38,661	41,493	42,134
14102	Pembuatan pakaian	29,245	30,181	29,357	28,689	28,387	30,181	30,268
	Industri lain	11,461	11,312	11,623	10,477	10,273	11,312	11,866
142 & 143	Pembuatan artikel daripada kulit bulu dan pakaian yang dikait dan dikrusye	1,213	981	1,161	1,152	963	981	1,020
151 (15110 & 15120)	Penyamakan dan pembersihan kulit, pembuatan begasi, beg tangan, pelana dan abah-abah pembersihan dan pewarnaan bulu	5,675	6,113	5,720	5,553	5,918	6,113	6,050
152	Pembuatan kasut	6,159	6,175	6,295	6,073	6,067	6,175	6,349
15201 & 15203	Pembuatan kasut kulit Pembuatan kasut getah	3,469	3,399	3,486	3,312	3,238	3,399	3,501
	Industri lain	2,690	2,776	2,809	2,760	2,829	2,776	2,848
161/ 16100	Pengilangan dan pengetaman kayu	24,555	25,587	24,769	22,858	25,401	25,587	25,671

2022		2021		2022		2021		Group Description/Period
Q2	Q3	(Jan. - Nov.)	(Jan. - Nov.)	Jan.	Feb.	Mar.	Apr.	
13,064	13,471	13,068	13,593	13,270	13,165	13,037	13,035	Processing and preserving of meat
16,347	16,545	15,681	16,596	16,365	16,388	16,315	16,127	Processing and preserving of fish, crustaceans and molluscs
								Canning of fish, crustaceans and molluscs
13,704	13,881	13,152	13,980	13,871	13,942	13,913	13,758	Processing, curing and preserving of fish, crustacean and molluscs
2,643	2,664	2,529	2,616	2,494	2,447	2,402	2,370	Other industry
10,217	10,073	9,990	9,965	11,652	11,497	11,339	11,403	Processing and preserving of fruits and vegetable
								Pineapple canning
531	530	537	527	1,151	1,140	1,129	1,114	Manufacture of jams, marmalades and table jellies
9,686	9,543	9,453	9,438	10,501	10,357	10,210	10,289	Other industry
80,103	82,207	79,039	83,728	77,593	77,611	77,416	77,445	Manufacture of vegetable and animal oils and fats
								Manufacture of crude and refined vegetable oil
3,824	3,839	3,826	4,060	3,591	3,594	3,686	3,656	Manufacture of compound cooking fats
2,524	2,539	2,428	2,536	2,366	2,385	2,388	2,372	Manufacture of coconut oil
73,755	75,829	72,785	77,132	71,636	71,631	71,342	71,417	Other industry
13,292	13,178	13,176	13,285	13,531	13,646	13,757	13,896	Manufacture of dairy products
9,646	9,529	9,765	9,652	10,077	10,117	10,152	10,222	Manufacture of condensed, powdered and evaporated milk
3,646	3,649	3,411	3,633	3,454	3,529	3,604	3,674	Other industry
10,793	11,051	10,725	11,121	10,592	10,528	10,535	10,501	Manufacture of grain mill products, starches and starch products
4,962	5,239	4,882	5,246	4,935	4,890	4,881	4,836	Rice milling
4,843	4,828	4,808	4,919	4,613	4,608	4,640	4,652	Flour milling
987	983	1,035	956	1,044	1,030	1,014	1,013	Other industry
126,638	127,916	123,360	128,878	120,777	121,010	121,149	121,472	Manufacture of other food products
14,517	14,607	14,468	14,564	12,108	12,052	11,993	12,107	Manufacture of biscuits and cookies
29,408	29,997	30,196	30,830	28,656	28,679	28,682	29,196	Manufacture of bread, cakes and other bakery products
8,542	8,530	8,389	8,639	9,045	8,952	8,860	8,804	Manufacture of snack products
1,736	1,752	1,735	1,709	1,814	1,816	1,818	1,806	Manufacture of sugar
2,585	2,650	2,555	2,539	2,712	2,695	2,679	2,655	Manufacture of cocoa products
								Manufacture of chocolate and chocolate products
8,090	8,259	8,030	7,871	8,793	8,742	8,676	8,661	Manufacture of sugar confectionery
10,948	10,787	9,868	11,378	9,656	9,581	9,512	9,470	Manufacture of sauces and condiments
15,541	15,861	13,720	15,147	14,006	14,504	14,596	14,383	Manufacture of other food products n.e.c.
35,270	35,475	34,399	36,201	33,987	33,989	34,333	34,391	Other industry
15,469	15,437	15,071	15,544	17,699	17,728	17,733	17,794	Manufacture of prepared animal feeds
16,247	16,144	15,759	16,054	15,982	16,067	16,115	15,961	Manufacture of beverages
10,562	10,512	10,143	10,445	10,257	10,293	10,327	10,252	Manufacture of soft drinks
3,979	3,892	3,986	3,911	4,204	4,216	4,227	4,165	Production of natural mineral waters and other bottled waters
1,706	1,740	1,629	1,697	1,521	1,558	1,560	1,544	Other industry
1,170	1,198	1,199	1,210	1,243	1,429	1,412	1,153	Manufacture of tobacco products
12,839	13,084	13,064	13,059	13,250	13,410	13,445	13,427	Spinning, weaving and finishing of textiles
								Preparation and spinning of textile fibres
8,665	8,737	9,216	8,945	9,672	9,757	9,712	9,686	Weaving of textiles
3,731	3,889	3,415	3,705	2,852	2,951	3,054	3,070	Dyeing, bleaching, printing and finishing of yarns and fabrics
443	458	433	409	727	702	679	671	Other industry
14,821	14,813	14,464	14,917	13,997	13,856	13,939	13,967	Manufacture of other textiles
5,961	5,958	5,863	5,846	5,484	5,470	5,448	5,496	Manufacture of knitted and crocheted fabrics
8,859	8,855	8,601	9,071	8,513	8,385	8,492	8,471	Other industry
41,677	40,921	41,287	42,307	40,744	40,988	40,980	40,804	Manufacture of wearing apparel, except fur apparel
30,296	29,750	30,074	30,705	29,105	29,335	29,357	29,329	Manufacture of clothings
11,381	11,171	11,214	11,602	11,639	11,654	11,623	11,475	Other industry
1,030	1,010	965	1,014	1,162	1,183	1,161	1,157	Manufacture of articles of fur, knitted and crocheted apparel
5,698	5,831	6,122	5,793	5,684	5,762	5,720	5,718	Tanning and dressing of leather; manufacture of luggage, handbags, saddlery and harness; dressing and dyeing of fur
6,574	6,632	6,186	6,722	6,339	6,441	6,295	6,324	Manufacture of footwear
								Manufacture of leather footwear
3,619	3,660	3,396	3,756	3,553	3,595	3,486	3,529	Manufacture of rubber footwear
2,955	2,973	2,790	2,966	2,786	2,846	2,809	2,795	Other industry
25,235	25,553	25,505	25,556	24,817	24,852	24,769	24,984	Sawmilling and planning of wood

Jadual **1.5a** : Bilangan Pekerja Bergaji Sektor Pembuatan Mengikut Kumpulan
Table : Number of Paid Employees of Manufacturing Sector by Group

Kod Kumpulan Group code	Keterangan Kumpulan/Tempoh	2021							
		Mei	Jun	Jul.	Ogo.	Sep.	Okt.	Nov.	Dis.
101	Pemprosesan dan pengawetan daging	13,041	13,006	12,996	12,918	13,491	13,120	13,068	12,960
102	Pemprosesan dan pengawetan ikan, krustasea dan moluska	15,947	15,839	15,858	15,745	15,917	15,785	15,681	15,912
10201 &	Pengetinan ikan, krustasea dan moluska								
10202	Pemprosesan dan pengawetan ikan, krustasea dan moluska	13,609	13,579	13,495	13,399	13,478	13,344	13,152	13,320
	Industri lain	2,338	2,260	2,363	2,346	2,439	2,441	2,529	2,592
103	Pemprosesan dan pengawetan buah-buahan dan sayur - sayuran	11,272	11,265	11,362	10,436	10,290	10,063	9,990	10,179
10303 &	Pengetinan nanas								
10304	Pembuatan jem, marmalad dan sajian jeli	1,112	1,109	1,103	550	546	545	537	551
	Industri lain	10,160	10,156	10,259	9,886	9,744	9,518	9,453	9,628
104	Pembuatan minyak dan lemak daripada sayuran dan haiwan	77,719	77,731	78,412	78,352	79,380	77,830	79,039	79,500
10404 &	Pembuatan minyak sayuran mentah dan bertapis	3,685	3,657	3,657	3,663	3,657	3,657	3,826	3,832
10406	Pembuatan sebatian lemak masakan	2,363	2,363	2,340	2,359	2,362	2,362	2,428	2,424
10405	Pembuatan minyak kelapa	71,671	71,711	72,415	72,329	73,361	71,811	72,785	73,243
	Industri lain								
105	Pembuatan produk tenusu	13,855	13,848	13,799	13,853	13,864	13,236	13,176	13,179
10502	Pembuatan susu pekat, tepung dan sejat	10,191	10,194	10,174	10,252	10,245	9,767	9,765	9,781
	Industri lain	3,664	3,654	3,625	3,601	3,619	3,468	3,411	3,398
106	Pembuatan produk bijian, kanji dan produk berkanji	10,548	10,530	10,517	10,620	10,852	10,806	10,725	10,808
10611	Pengilangan beras	4,854	4,832	4,821	4,991	5,157	5,116	4,882	4,849
10613	Pengilangan tepung	4,703	4,710	4,715	4,687	4,729	4,708	4,808	4,889
	Industri lain	991	988	981	942	966	982	1,035	1,070
107	Pembuatan produk makanan lain	120,666	121,787	122,035	121,830	122,231	121,961	123,360	123,320
10711	Pembuatan biskut dan cookies	11,940	11,983	11,870	11,854	11,983	12,308	14,468	14,344
10712	Pembuatan roti, kek dan produk bakeri lain	29,021	30,085	30,156	30,285	30,498	30,053	30,196	30,260
10713	Pembuatan produk snek	8,769	8,815	8,760	8,731	8,428	8,362	8,389	8,428
10721	Pembuatan gula	1,801	1,799	1,793	1,815	1,822	1,770	1,735	1,765
10731	Pembuatan produk koko	2,622	2,634	2,641	2,610	2,603	2,519	2,555	2,576
10732 &	Pembuatan coklat dan produk coklat								
10733	Pembuatan konfeksi gula	8,625	8,561	8,493	8,484	8,433	8,490	8,030	8,033
10793	Pembuatan sos dan bahan perasa	9,401	9,316	9,274	9,316	9,413	9,463	9,868	9,997
10799	Pembuatan produk makanan lain t.f.t.l.	14,317	14,380	14,471	14,164	14,432	14,300	13,720	13,664
	Industri lain	34,171	34,213	34,578	34,573	34,619	34,697	34,399	34,254
108/10800	Pembuatan makanan haiwan tersedia	17,766	17,700	18,037	15,819	15,829	15,484	15,071	14,893
110	Pembuatan minuman ringan	15,845	15,637	15,622	15,995	16,029	15,759	15,759	15,951
11041	Pembuatan minuman ringan	10,185	10,195	10,065	10,070	10,108	10,113	10,143	10,302
11042	Pengeluaran air mineral semulajadi dan minuman lain yang dibotolkan	4,124	3,960	4,091	4,064	4,063	3,901	3,986	3,995
	Industri lain	1,536	1,482	1,466	1,861	1,859	1,746	1,629	1,653
120/12000	Pembuatan produk tembakau	1,157	1,151	1,113	1,061	1,196	1,198	1,199	1,199
131	Pemintalan, penenunan dan penyiapan tekstil	13,458	13,081	12,925	13,160	13,173	13,295	13,064	13,289
13110 &	Penyediaan dan pemintalan gentian tekstil								
13120	Penenunan tekstil	9,671	9,494	9,371	9,276	9,252	9,215	9,216	9,209
13132	Pewarnaan, pelunturan, percetakan dan penyiapan akhir benang dan fabrik	3,070	3,055	3,122	3,244	3,373	3,548	3,415	3,647
	Industri lain	717	532	432	640	548	532	433	433
139	Pembuatan tekstil lain	14,243	13,946	13,938	13,942	14,120	14,090	14,464	14,450
13910	Pembuatan fabrik dikait dan dikrusye	5,613	5,592	5,595	5,576	5,721	5,751	5,863	5,901
	Industri lain	8,630	8,354	8,343	8,366	8,400	8,339	8,601	8,548
141	Pembuatan pakaian, kecuali pakaian berbulu	41,302	39,166	38,873	39,261	38,661	38,498	41,287	41,493
14102	Pembuatan pakaian	29,885	28,689	28,505	28,850	28,387	28,141	30,074	30,181
	Industri lain	11,417	10,477	10,368	10,410	10,273	10,357	11,214	11,312
142 & 143	Pembuatan artikel daripada kulit bulu dan pakaian yang dikait dan dikrusye	1,152	1,152	1,149	961	963	930	965	981
151 (15110 & 15120)	Penyamakan dan pembersihan kulit, pembuatan begasi, beg tangan, pelana dan abah-abah pembersihan dan pewarnaan bulu	5,754	5,553	5,443	5,692	5,918	6,090	6,122	6,113
152	Pembuatan kasut	6,327	6,073	5,985	5,940	6,067	6,145	6,186	6,175
15201 &	Pembuatan kasut kulit								
15203	Pembuatan kasut getah	3,543	3,312	3,293	3,261	3,238	3,335	3,396	3,399
	Industri lain	2,784	2,760	2,692	2,678	2,829	2,810	2,790	2,776
161/16100	Pengilangan dan pengetaman kayu	24,965	22,858	24,440	24,881	25,401	25,365	25,505	25,587

2022											Group Description/Period
Jan.	Feb.	Mar	Apr.	Mei	Jun	Jul.	Ogo.	Sep.	Okt.	Nov.	
13,438	13,355	13,034	13,028	13,099	13,064	12,898	12,956	13,471	13,468	13,593	Processing and preserving of meat
16,312	16,022	15,936	16,105	16,070	16,347	16,473	16,507	16,545	16,551	16,596	Processing and preserving of fish, crustaceans and molluscs
											<i>Canning of fish, crustaceans and molluscs</i>
13,735	13,495	13,433	13,614	13,549	13,704	13,806	13,847	13,881	13,933	13,980	<i>Processing, curing and preserving of fish, crustacean and molluscs</i>
2,577	2,527	2,503	2,491	2,521	2,643	2,666	2,660	2,664	2,619	2,616	<i>Other industry</i>
10,668	10,568	10,310	10,256	10,244	10,217	10,370	10,039	10,073	10,012	9,965	Processing and preserving of fruits and vegetable
											<i>Pineapple canning</i>
527	522	485	516	511	531	529	523	530	527	527	<i>Manufacture of jams, marmalades and table jellies</i>
10,141	10,046	9,825	9,740	9,733	9,686	9,841	9,516	9,543	9,485	9,438	<i>Other industry</i>
79,650	80,192	79,916	79,731	79,852	80,103	80,945	81,217	82,207	82,410	83,728	Manufacture of vegetable and animal oils and fats
											<i>Manufacture of crude and refined vegetable oil</i>
3,776	3,789	3,752	3,755	3,813	3,824	3,856	3,833	3,839	3,836	4,060	<i>Manufacture of compound cooking fats</i>
2,442	2,456	2,471	2,524	2,524	2,524	2,527	2,524	2,539	2,539	2,536	<i>Manufacture of coconut oil</i>
73,433	73,947	73,693	73,453	73,514	73,755	74,562	74,860	75,829	76,034	77,132	<i>Other industry</i>
12,995	12,961	13,036	13,111	13,158	13,292	13,262	13,151	13,178	13,231	13,285	Manufacture of dairy products
9,570	9,531	9,553	9,594	9,602	9,646	9,600	9,510	9,529	9,527	9,652	<i>Manufacture of condensed, powdered and</i>
3,425	3,430	3,482	3,516	3,556	3,646	3,663	3,642	3,649	3,704	3,633	<i>Other industry</i>
10,872	10,877	10,871	10,924	10,787	10,793	10,810	10,839	11,051	10,982	11,121	Manufacture of grain mill products, starches and starch products
4,954	4,993	4,994	5,035	4,982	4,962	4,975	5,066	5,239	5,216	5,246	<i>Rice milling</i>
4,895	4,865	4,872	4,875	4,817	4,843	4,873	4,821	4,828	4,804	4,919	<i>Flour milling</i>
1,023	1,019	1,005	1,014	989	987	962	952	983	962	956	<i>Other industry</i>
126,212	126,006	126,992	126,034	125,952	126,638	126,815	127,431	127,916	128,513	128,878	Manufacture of other food products
14,445	14,462	14,439	14,405	14,289	14,517	14,624	14,627	14,607	14,480	14,564	<i>Manufacture of biscuits and cookies</i>
30,572	29,442	29,286	29,693	29,575	29,408	29,619	29,831	29,997	30,567	30,830	<i>Manufacture of bread, cakes and other bakery</i>
8,466	8,424	8,412	8,443	8,418	8,542	8,570	8,521	8,530	8,625	8,639	<i>Manufacture of snack products</i>
1,762	1,769	1,769	1,743	1,756	1,736	1,734	1,757	1,752	1,745	1,709	<i>Manufacture of sugar</i>
2,590	2,601	2,579	2,586	2,593	2,585	2,606	2,639	2,650	2,554	2,539	<i>Manufacture of cocoa products</i>
											<i>Manufacture of chocolate and chocolate products</i>
7,858	7,868	7,937	7,893	7,864	8,090	8,122	8,244	8,259	8,278	7,871	<i>Manufacture of sugar confectionery</i>
10,313	10,646	10,800	10,613	10,909	10,948	10,823	10,859	10,787	10,829	11,378	<i>Manufacture of sauces and condiments</i>
15,099	15,643	16,718	15,620	15,634	15,541	15,553	15,552	15,861	15,873	15,147	<i>Manufacture of other food products n.e.c.</i>
35,109	35,152	35,052	35,038	34,913	35,270	35,163	35,402	35,475	35,561	36,201	<i>Other industry</i>
14,973	14,866	14,820	15,377	15,492	15,469	15,441	15,455	15,437	15,482	15,544	Manufacture of prepared animal feeds
16,109	16,283	16,304	16,479	16,387	16,247	16,202	16,129	16,144	16,114	16,054	Manufacture of beverages
10,288	10,524	10,565	10,682	10,673	10,562	10,579	10,503	10,512	10,507	10,445	<i>Manufacture of soft drinks</i>
4,029	3,940	4,001	3,989	3,967	3,979	3,942	3,890	3,892	3,893	3,911	<i>Production of natural mineral waters and other bottled waters</i>
1,793	1,819	1,739	1,808	1,747	1,706	1,681	1,736	1,740	1,714	1,697	<i>Other industry</i>
1,288	1,432	1,413	1,165	1,165	1,170	1,164	1,109	1,198	1,202	1,210	Manufacture of tobacco products
13,133	13,126	13,206	13,029	12,993	12,839	12,772	12,895	13,084	13,143	13,059	Spinning, weaving and finishing of textiles
											<i>Preparation and spinning of textile fibres</i>
9,003	9,033	8,983	8,843	8,767	8,665	8,618	8,708	8,737	8,813	8,945	<i>Weaving of textiles</i>
3,639	3,601	3,750	3,724	3,742	3,731	3,712	3,737	3,889	3,885	3,705	<i>Dyeing, bleaching, printing and finishing of yarns and fabrics</i>
491	492	474	462	483	443	442	451	458	444	409	<i>Other industry</i>
14,477	14,393	14,378	14,491	14,786	14,821	14,733	14,752	14,813	14,729	14,917	Manufacture of other textiles
5,941	5,935	5,903	5,897	5,978	5,961	5,936	5,929	5,958	5,820	5,846	<i>Manufacture of knitted and crocheted fabrics</i>
8,536	8,458	8,475	8,594	8,808	8,859	8,797	8,823	8,855	8,909	9,071	<i>Other industry</i>
41,677	42,095	42,134	41,828	42,132	41,677	41,189	40,901	40,921	40,502	42,307	Manufacture of wearing apparel, except fur apparel
29,823	30,185	30,268	30,062	30,423	30,296	29,902	29,658	29,750	29,408	30,705	<i>Manufacture of clothings</i>
11,854	11,909	11,866	11,766	11,709	11,381	11,288	11,243	11,171	11,094	11,602	<i>Other industry</i>
1,009	1,010	1,020	1,031	1,031	1,030	1,030	1,004	1,010	977	1,014	Manufacture of articles of fur, knitted and crocheted apparel
6,089	6,113	6,050	5,976	5,918	5,698	5,630	5,754	5,831	5,831	5,793	Tanning and dressing of leather; manufacture of luggage, handbags, saddlery and harness; dressing and dyeing of fur
6,411	6,586	6,349	6,396	6,509	6,574	6,507	6,553	6,632	6,668	6,722	Manufacture of footwear
											<i>Manufacture of leather footwear</i>
3,581	3,639	3,501	3,493	3,548	3,619	3,601	3,631	3,660	3,711	3,756	<i>Manufacture of rubber footwear</i>
2,830	2,947	2,848	2,903	2,961	2,955	2,906	2,922	2,973	2,956	2,966	<i>Other industry</i>
25,901	25,797	25,671	25,683	25,788	25,235	25,287	25,435	25,553	25,441	25,556	Sawmilling and planning of wood

Kod Kumpulan Group code	Keterangan Kumpulan/Tempoh	2020	2021	2021				
				Q1	Q2	Q3	Q4	Q1
162	Pembuatan produk daripada kayu, gabus, jerami dan bahan jalinan lain	66,572	67,877	65,389	65,967	67,726	67,877	65,777
16211	Pembuatan kepingan venier dan papan lapis	37,402	37,770	36,056	36,327	38,302	37,770	36,497
16212	Pembuatan papan partikel dan papan gentian	6,938	6,751	6,979	6,513	6,360	6,751	6,874
16221	Pertukangan kayu untuk jurubina	11,223	11,216	11,560	11,892	11,920	11,216	9,992
	Industri lain	11,010	12,141	10,794	11,235	11,144	12,141	12,414
170	Pembuatan kertas dan produk kertas	54,294	56,213	55,320	54,235	54,814	56,213	56,974
17010	Pembuatan pulpa, kertas dan kertas tebal	8,193	8,792	8,308	8,058	8,132	8,792	8,713
17020	Pembuatan kertas gelugur dan kertas tebal dan bekas daripada kertas dan kertas tebal	21,987	22,313	22,190	22,041	22,055	22,313	22,656
17091	Pembuatan sampul surat dan kad surat	1,804	1,697	1,858	1,811	1,787	1,697	1,713
17092	Pembuatan kertas kegunaan rumah dan pembersih peribadi	10,360	10,976	10,459	10,350	10,366	10,976	10,908
17093	Pembuatan kertas bergam atau pelekat yang berjalur atau bergulung dan label dan kertas dinding	6,705	7,192	7,194	6,800	7,256	7,192	7,510
	Industri lain	5,245	5,243	5,312	5,174	5,217	5,243	5,474
181 & 182	Percetakan, aktiviti perkhidmatan berkaitan percetakan dan penerbitan semula media rakaman	65,015	67,428	65,618	63,077	62,499	67,428	67,661
18110	Percetakan	52,308	54,714	52,886	50,851	50,324	54,714	55,001
18120	Aktiviti perkhidmatan berkaitan percetakan &	12,707	12,714	12,733	12,226	12,175	12,714	12,660
	Penerbitan semula media rakaman							
192 (19201 & 19202)	Pembuatan produk petroleum bertapis	16,623	17,093	17,207	16,812	17,148	17,093	17,719
201	Pembuatan kimia asas, baja dan sebatian nitrogen, plastik dan getah sintetik dalam bentuk primer	50,632	46,703	49,516	47,941	48,207	46,703	47,789
20111	Pembuatan gas perindustrian atau perubatan bukan organik dalam bentuk cecair atau mampat	6,726	5,496	7,226	7,174	7,312	5,496	5,578
20112 &	Pembuatan kimia organik asas	16,622	18,092	16,731	16,380	16,537	18,092	18,429
20113	Pembuatan sebatian bukan organik							
20121 &	Pembuatan baja	11,002	9,123	11,372	10,368	10,481	9,123	9,547
20129	Pembuatan produk campuran nitrogen	13,911	11,283	11,713	11,622	11,441	11,283	11,408
20131	Pembuatan plastik dalam bentuk primer	2,372	2,710	2,474	2,397	2,436	2,710	2,826
	Industri lain							
202 & 203	Pembuatan produk kimia lain dan serat buatan manusia	50,796	54,990	55,458	53,701	53,091	54,990	57,439
20210	Pembuatan racun perosak dan produk agrokimia lain	3,426	4,044	3,912	3,852	3,826	4,044	3,964
20221	Pembuatan cat, varnis dan penyadur dan mastik	10,113	9,483	12,081	10,065	9,795	9,483	11,223
20222	Pembuatan dakwat cetak	3,946	4,911	4,856	4,893	4,893	4,911	5,760
20231 &	Pembuatan sabun dan bahan pencuci, penyediaan membersih dan mengilat	20,518	20,535	20,838	21,010	20,643	20,535	20,420
20232	Pembuatan pewangi dan penyediaan dandanan diri							
20291 &	Pembuatan plat fotografi, filem, sensitized paper dan other sensitized unexposed materials	12,280	15,564	13,272	13,379	13,436	15,564	15,603
20292 &	Pembuatan dakwat menulis dan melukis							
20299	Pembuatan produk kimia lain t.t.t.l.	514	454	499	502	497	454	469
	Industri lain							
210	Pembuatan produk farmaseutikal, kimia perubatan dan botani	23,344	25,092	23,420	26,265	26,547	25,092	24,800
21001	Pembuatan bahan aktif ubat-ubatan untuk digunakan oleh bidang farmakologi dalam pembuatan	16,629	18,048	16,716	18,571	18,614	18,048	17,686
	Industri lain	6,714	7,044	6,704	7,694	7,932	7,044	7,114
221	Pembuatan produk getah	121,606	122,498	122,761	127,350	125,645	122,498	124,905
22111	Pembuatan tayar getah untuk kenderaan	7,319	7,048	7,227	7,869	6,885	7,048	7,193
22112	Pembuatan bunga tayar yang boleh ditukar ganti dan tayar celup	2,147	2,209	2,066	1,945	2,046	2,209	2,086
22191 &	Pembuatan produk lain daripada getah asli atau sintetik, tidak divulkan, divulkan atau dikeraskan	18,011	16,796	17,964	17,930	17,343	16,796	16,690
22193	Pengilangan semula getah dan prosesan susu getah							
22192	Pembuatan sarung tangan getah	63,169	63,232	63,932	67,375	67,256	63,232	65,658
22199	Pembuatan produk getah lain yang t.t.t.l.	30,960	33,212	31,573	32,231	32,114	33,212	33,278
222	Pembuatan produk plastik	154,318	153,940	155,602	155,262	152,014	153,940	155,750
22201	Pembuatan produk plastik separa siap							
22202	Pembuatan produk plastik siap	35,653	33,803	35,213	35,656	34,467	33,803	35,934
22203	Pembuatan artikel plastik untuk pembungkusan baranaan	46,609	48,456	46,979	47,228	46,712	48,456	48,717
22204	Pembuatan barangan plastik jurubina	3,338	3,345	3,463	3,327	3,332	3,345	3,605
22205	Pembuatan pinggan mangkuk, peralatan dapur dan barangan tandas daripada plastik	12,867	12,961	13,249	13,124	12,920	12,961	14,992
22209	Pembuatan pelbagai produk plastik t.t.t.l.	55,851	55,375	56,698	55,927	54,582	55,375	52,503
231 (23101 & 23102 & 23109)	Pembuatan kaca dan produk kaca	17,853	18,828	18,144	17,782	17,490	18,828	18,896

2022		2021	2022	2021				Group Description/Period
Q2	Q3	(Jan. - Nov.)	(Jan. - Nov.)	Jan.	Feb.	Mar.	Apr.	
67,098	67,651	68,602	68,632	67,192	66,363	65,389	65,106	Manufacture of products of wood, cork, straw and plaiting materials
37,163	37,843	38,045	38,577	37,144	36,608	36,056	35,781	Manufacture of veneer sheets and plywood
6,857	6,678	6,696	6,534	6,957	6,968	6,979	6,938	Manufacture of particle board and fibreboard
10,226	10,050	11,401	10,249	11,803	11,691	11,560	11,694	Manufacture of builders' carpentry
12,852	13,080	12,460	13,271	11,289	11,097	10,794	10,693	Other industry
56,605	57,633	56,618	58,481	55,040	55,359	55,320	54,957	Manufacture of paper and paper products
8,752	8,848	8,785	9,128	8,234	8,271	8,308	8,218	Manufacture of pulp, paper and paperboard
22,542	23,291	22,432	23,831	22,014	22,128	22,190	22,026	Manufacture of corrugated paper and paperboard and of containers of paper and paperboard
1,739	1,775	1,711	1,659	1,888	1,873	1,858	1,819	Manufacture of envelopes and letter-card
10,681	10,874	11,223	10,850	10,546	10,506	10,459	10,430	Manufacture of household and personal hygiene paper
7,467	7,321	7,195	7,473	6,861	7,183	7,194	7,133	Manufacture of gummed or adhesive paper in strips or rolls and labels and wall paper
5,425	5,524	5,272	5,539	5,497	5,398	5,312	5,332	Other industry
65,902	65,467	67,089	69,835	65,218	65,262	65,618	63,679	Printing, service activities related to printing and reproduction of recorded media
53,801	53,444	54,398	57,227	52,551	52,566	52,886	51,263	Printing
12,101	12,023	12,691	12,608	12,667	12,696	12,733	12,416	Service activities related to printing
								Reproduction of recorded media
17,262	17,651	16,982	17,670	16,790	16,792	17,207	16,752	Manufacture of refined petroleum products
47,062	47,035	46,707	47,309	49,507	49,469	49,516	48,366	Manufacture of basic chemicals, fertilizer and nitrogen compounds, plastics and synthetic rubber in primary forms
5,644	5,628	5,504	5,777	7,293	7,260	7,226	7,226	Manufacture of liquefied or compressed inorganic industrial or medical gases
18,299	18,579	17,993	19,400	16,822	16,776	16,731	16,637	Manufacture of basic organic chemicals
8,733	8,678	9,222	7,752	11,337	11,304	11,372	10,394	Manufacture of inorganic compounds
11,338	11,143	11,307	11,323	11,616	11,665	11,713	11,706	Manufacture of fertilizers
3,048	3,008	2,680	3,058	2,438	2,465	2,474	2,403	Manufacture of associated nitrogen products
55,739	55,271	55,293	57,081	52,650	52,560	55,458	53,088	Manufacture of other chemical products and man-made fibres
3,910	3,845	4,005	4,069	4,134	4,022	3,912	3,902	Manufacture of pesticides and other agrochemical products
9,270	9,162	9,603	9,342	10,471	10,150	12,081	10,108	Manufacture of paints, varnishes and similar coatings ink and mastics
5,647	5,660	4,914	5,655	3,946	3,949	4,856	4,790	Manufacture of printing ink
20,598	20,865	20,680	21,656	20,672	20,755	20,838	20,552	Manufacture of soap and detergents, cleaning and polishing preparations
								Manufacture of perfumes and toilet preparations
								Manufacture of photographic plates, films, sensitized paper and other sensitized unexposed materials
15,853	15,277	15,635	15,938	12,918	13,181	13,272	13,239	Manufacture of writing and drawing ink
461	461	457	421	509	504	499	497	Manufacture of other chemical products n.e.c.
27,994	28,824	25,048	27,473	23,328	23,477	23,420	26,421	Manufacture of pharmaceuticals, medicinal chemical and botanical products
19,648	20,234	18,112	19,397	16,602	16,762	16,716	18,728	Manufacture of medicinal active substances to be used for their pharmacological properties in the manufacture of medicaments
8,346	8,590	6,937	8,076	6,726	6,715	6,704	7,694	Other industry
126,655	125,937	122,967	122,375	122,565	121,922	122,761	127,930	Manufacture of rubber products
7,531	6,534	6,925	6,648	7,433	7,330	7,227	7,868	Manufacture of rubber tyres for vehicles
1,995	2,129	2,235	2,313	2,145	2,104	2,066	2,134	Manufacture of interchangeable tyre treads and retreading rubber tyres
16,952	17,408	16,836	17,706	18,074	17,851	17,964	18,257	Manufacture of other products of natural or synthetic rubber, unvulcanized, vulcanized or hardened
67,914	66,853	63,588	62,825	63,233	63,109	63,932	66,952	Rubber remilling and latex processing
32,264	33,014	33,384	32,883	31,679	31,528	31,573	32,720	Manufacture of rubber gloves
156,889	158,506	153,703	158,891	156,350	155,614	155,602	157,585	Manufacture of plastics products
								Manufacture of semi-manufactures of plastic products
37,667	37,506	33,870	37,568	35,674	35,337	35,213	36,530	Manufacture of finished plastic products
48,901	49,889	48,154	50,262	47,579	47,144	46,979	47,556	Manufacture of plastic articles for the packing of goods
3,559	3,595	3,332	3,636	3,434	3,455	3,463	3,452	Manufacture of builders' plastics ware
15,478	15,608	13,012	14,470	13,118	13,143	13,249	13,295	Manufacture of plastic tableware, kitchenware and toilet articles
51,285	51,908	55,334	52,955	56,545	56,535	56,698	56,753	Manufacture of diverse plastic products n.e.c.
20,023	20,561	17,921	20,841	18,034	18,088	18,144	18,253	Manufacture of glass and glass products

Kod Kumpulan Group code	Keterangan Kumpulan/Tempoh	2021							
		Mei	Jun	Jul.	Ogo.	Sep.	Okt.	Nov.	Dis.
162	Pembuatan produk daripada kayu, gabus, jerami dan bahan jalinan lain	67,657	65,967	66,545	66,584	67,726	67,613	68,602	67,877
16211	Pembuatan kepingan venier dan papan lapis	37,475	36,327	36,914	37,159	38,302	37,726	38,045	37,770
16212	Pembuatan papan partikel dan papan gentian	6,940	6,513	6,490	6,440	6,360	6,450	6,696	6,751
16221	Pertukangan kayu untuk jurubina	11,913	11,892	11,847	11,837	11,920	12,021	11,401	11,216
	Industri lain	11,329	11,235	11,293	11,148	11,144	11,416	12,460	12,141
170	Pembuatan kertas dan produk kertas	54,800	54,235	53,891	53,894	54,814	55,655	56,618	56,213
17010	Pembuatan pulpa, kertas dan kertas tebal	8,182	8,058	8,055	7,984	8,132	8,720	8,785	8,792
17020	Pembuatan kertas gelugur dan kertas tebal dan bekas daripada kertas dan kertas tebal	22,029	22,041	21,294	21,579	22,055	22,407	22,432	22,313
17091	Pembuatan sampul surat dan kad surat	1,814	1,811	1,804	1,794	1,787	1,773	1,711	1,697
17092	Pembuatan kertas kegunaan rumah dan pembersih peribadi	10,368	10,350	10,298	10,254	10,366	10,337	11,223	10,976
17093	Pembuatan kertas bergam atau pelekat yang berjalur atau bergulung dan label dan kertas dinding	7,117	6,800	7,231	7,187	7,256	7,192	7,195	7,192
	Industri lain	5,291	5,174	5,209	5,096	5,217	5,226	5,272	5,243
181 & 182	Percetakan, aktiviti perkhidmatan berkaitan percetakan dan penerbitan semula media rakaman	63,844	63,077	62,788	62,872	62,499	65,050	67,089	67,428
18110	Percetakan	51,435	50,851	50,608	50,627	50,324	52,451	54,398	54,714
18120	Aktiviti perkhidmatan berkaitan percetakan &	12,410	12,226	12,181	12,244	12,175	12,600	12,691	12,714
18200	Penerbitan semula media rakaman								
192 (19201 & 19202)	Pembuatan produk petroleum bertapis	16,759	16,812	17,135	17,138	17,148	17,060	16,982	17,093
201	Pembuatan kimia asas, baja dan sebatian nitrogen, plastik dan getah sintetik dalam bentuk primer	48,155	47,941	48,372	48,356	48,207	47,951	46,707	46,703
20111	Pembuatan gas perindustrian atau perubatan bukan organik dalam bentuk cecair atau mampat	7,136	7,174	7,260	7,264	7,312	7,243	5,504	5,496
20112 &	Pembuatan kimia organik asas	16,612	16,380	16,632	16,613	16,537	16,634	17,993	18,092
20113	Pembuatan sebatian bukan organik								
20121 &	Pembuatan baja	10,377	10,368	10,545	10,554	10,481	10,370	9,222	9,123
20129	Pembuatan produk campuran nitrogen								
20131	Pembuatan plastik dalam bentuk primer	11,615	11,622	11,549	11,515	11,441	11,274	11,307	11,283
	Industri lain	2,414	2,397	2,386	2,410	2,436	2,430	2,680	2,710
202 & 203	Pembuatan produk kimia lain dan serat buatan manusia	53,548	53,701	53,114	52,958	53,091	54,577	55,293	54,990
20210	Pembuatan racun perosak dan produk agrokimia lain	3,854	3,852	3,846	3,822	3,826	3,848	4,005	4,044
20221	Pembuatan cat, varnis dan penyadur dan mastik	10,074	10,065	10,073	9,989	9,795	9,821	9,603	9,483
20222	Pembuatan dakwat cetak	4,802	4,893	4,902	4,890	4,893	4,796	4,914	4,911
20231 &	Pembuatan sabun dan bahan pencuci, penyediaan membersih dan mengilat	21,060	21,010	20,604	20,545	20,643	20,604	20,680	20,535
20232	Pembuatan pewangi dan penyediaan dandanan diri								
20291 &	Pembuatan plat fotografi, filem, sensitized paper dan other sensitized unexposed materials								
20292 &	Pembuatan dakwat menulis dan melukis	13,261	13,379	13,189	13,211	13,436	15,011	15,635	15,564
20299	Pembuatan produk kimia lain t.t.t.l.								
	Industri lain	496	502	500	500	497	497	457	454
210	Pembuatan produk farmaseutikal, kimia perubatan dan botani	26,220	26,265	26,471	26,721	26,547	26,387	25,048	25,092
21001	Pembuatan bahan aktif ubat-ubatan untuk digunakan oleh bidang farmakologi dalam pembuatan	18,593	18,571	18,706	18,849	18,614	18,662	18,112	18,048
	Industri lain	7,628	7,694	7,765	7,872	7,932	7,725	6,937	7,044
221	Pembuatan produk getah	127,583	127,350	126,402	125,912	125,645	125,212	122,967	122,498
22111	Pembuatan tayar getah untuk kenderaan	7,887	7,869	6,925	6,910	6,885	6,839	6,925	7,048
22112	Pembuatan bunga tayar yang boleh ditukar ganti dan tayar celup	2,056	1,945	1,955	2,013	2,046	2,085	2,235	2,209
22191 &	Pembuatan produk lain daripada getah asli atau sintetik, tidak divulkan, divulkan atau dikeraskan	18,010	17,930	18,092	17,962	17,343	17,133	16,836	16,796
22193	Pengilangan semula getah dan prosesan susu getah								
22192	Pembuatan sarung tangan getah	67,031	67,375	67,244	67,042	67,256	66,857	63,588	63,232
22199	Pembuatan produk getah lain yang t.t.t.l.	32,599	32,231	32,186	31,986	32,114	32,299	33,384	33,212
222	Pembuatan produk plastik	157,137	155,262	154,029	153,404	152,014	152,499	153,703	153,940
22201	Pembuatan produk plastik separa siap								
22202	Pembuatan produk plastik siap	36,348	35,656	34,894	34,573	34,467	34,547	33,870	33,803
22203	Pembuatan artikel plastik untuk pembungkusan baranaan	47,488	47,228	46,731	46,636	46,712	47,132	48,154	48,456
22204	Pembuatan barangan plastik jurubina	3,417	3,327	3,338	3,349	3,332	3,374	3,332	3,345
22205	Pembuatan pinggan mangkuk, peralatan dapur dan barangan tandas daripada plastik	13,298	13,124	12,855	12,925	12,920	12,999	13,012	12,961
22209	Pembuatan pelbagai produk plastik t.t.t.l.	56,585	55,927	56,211	55,920	54,582	54,447	55,334	55,375
231 (23101 & 23102 & 23109)	Pembuatan kaca dan produk kaca	18,032	17,782	17,691	17,714	17,490	18,012	17,921	18,828

2022											Group Description/Period
Jan.	Feb.	Mar.	Apr.	Mei	Jun	Jul.	Ogo.	Sep.	Okt.	Nov.	
67,971	67,654	65,777	65,246	67,791	67,098	66,582	66,604	67,651	67,898	68,632	Manufacture of products of wood, cork, straw and plaiting materials
37,144	36,803	36,497	36,103	37,850	37,163	36,663	36,583	37,843	38,033	38,577	Manufacture of veneer sheets and plywood
6,880	6,912	6,874	6,824	6,862	6,857	6,891	6,901	6,678	6,721	6,534	Manufacture of particle board and fibreboard
11,224	11,258	9,992	9,877	10,209	10,226	10,094	10,145	10,050	10,001	10,249	Manufacture of builders' carpentry
12,723	12,681	12,414	12,443	12,870	12,852	12,934	12,975	13,080	13,143	13,271	Other industry
56,584	57,016	56,974	56,425	56,563	56,605	56,767	56,700	57,633	58,303	58,481	Manufacture of paper and paper products
8,814	8,720	8,713	8,724	8,720	8,752	8,778	8,679	8,848	9,025	9,128	Manufacture of pulp, paper and paperboard
22,280	22,635	22,656	22,334	22,447	22,542	22,565	22,766	23,291	23,685	23,831	Manufacture of corrugated paper and paperboard and of containers of paper and paperboard
1,746	1,730	1,713	1,675	1,731	1,739	1,736	1,734	1,775	1,762	1,659	Manufacture of envelopes and letter-card
11,052	10,972	10,908	10,842	10,709	10,681	10,756	10,746	10,874	10,895	10,850	Manufacture of household and personal hygiene paper
7,232	7,527	7,510	7,426	7,547	7,467	7,448	7,388	7,321	7,358	7,473	Manufacture of gummed or adhesive paper in strips or rolls and labels and wall paper
5,460	5,431	5,474	5,425	5,409	5,425	5,485	5,388	5,524	5,578	5,539	Other industry
67,482	67,331	67,661	65,412	65,771	65,902	65,724	65,699	65,467	68,259	69,835	Printing, service activities related to printing and reproduction of recorded media
54,758	54,616	55,001	53,211	53,646	53,801	53,663	53,614	53,444	55,755	57,227	Printing
12,724	12,715	12,660	12,201	12,125	12,101	12,061	12,085	12,023	12,504	12,608	Service activities related to printing
											Reproduction of recorded media
17,035	17,282	17,719	17,224	17,268	17,262	17,640	17,686	17,651	17,646	17,670	Manufacture of refined petroleum products
46,975	47,364	47,789	46,889	47,043	47,062	47,174	47,104	47,035	47,810	47,309	Manufacture of basic chemicals, fertilizer and nitrogen compounds, plastics and synthetic rubber
5,652	5,582	5,578	5,578	5,591	5,644	5,657	5,599	5,628	5,773	5,777	Manufacture of liquefied or compressed inorganic industrial or medical gases
18,105	18,175	18,429	18,299	18,319	18,299	18,506	18,507	18,579	18,891	19,400	Manufacture of basic organic chemicals
9,231	9,576	9,547	8,694	8,731	8,733	8,741	8,766	8,678	8,793	7,752	Manufacture of inorganic compounds
11,210	11,221	11,408	11,370	11,323	11,338	11,214	11,227	11,143	11,330	11,323	Manufacture of fertilizers
2,777	2,809	2,826	2,947	3,080	3,048	3,057	3,006	3,008	3,022	3,058	Manufacture of associated nitrogen products
55,367	54,781	57,439	55,236	55,880	55,739	55,529	55,317	55,271	55,811	57,081	Manufacture of other chemical products and man-made fibres
4,066	3,953	3,964	3,931	3,909	3,910	3,910	3,692	3,845	3,906	4,069	Manufacture of pesticides and other agrochemical
9,832	9,510	11,223	9,350	9,297	9,270	9,220	9,160	9,162	9,261	9,342	Manufacture of paints, varnishes and similar
4,918	4,911	5,760	5,720	5,738	5,647	5,651	5,651	5,660	5,659	5,655	Manufacture of printing ink
20,543	20,381	20,420	19,939	20,719	20,598	20,826	20,845	20,865	21,252	21,656	Manufacture of soap and detergents, cleaning and polishing preparations
15,544	15,558	15,603	15,831	15,753	15,853	15,458	15,505	15,277	15,273	15,938	Manufacture of perfumes and toilet preparations
464	468	469	465	465	461	464	464	461	460	421	Manufacture of photographic plates, films, sensitized paper and other sensitized unexposed materials
											Manufacture of writing and drawing ink
											Manufacture of other chemical products n.e.c.
24,691	24,817	24,800	28,001	27,853	27,994	28,379	28,682	28,824	28,855	27,473	Manufacture of pharmaceuticals, medicinal chemical and botanical products
17,532	17,718	17,686	19,720	19,615	19,648	20,019	20,244	20,234	20,454	19,397	Manufacture of medicinal active substances to be used for their pharmacological properties in the manufacture of medicaments
7,159	7,099	7,114	8,281	8,238	8,346	8,360	8,438	8,590	8,401	8,076	Other industry
125,135	124,663	124,905	130,436	129,975	126,655	125,708	125,716	125,937	124,115	122,375	Manufacture of rubber products
7,166	7,228	7,193	7,702	7,714	7,531	6,593	6,545	6,534	6,557	6,648	Manufacture of rubber tyres for vehicles
2,218	2,129	2,086	2,189	2,118	1,995	1,995	2,072	2,129	2,155	2,313	Manufacture of interchangeable tyre treads and retreading rubber tyres
16,928	16,741	16,690	17,530	17,379	16,952	17,239	17,441	17,408	17,337	17,706	Manufacture of other products of natural or synthetic rubber, unvulcanized, vulcanized or hardened
65,383	64,940	65,658	68,626	68,438	67,914	67,263	66,739	66,853	65,171	62,825	Rubber remilling and latex processing
33,441	33,625	33,278	34,389	34,327	32,264	32,618	32,920	33,014	32,894	32,883	Manufacture of rubber gloves
152,343	151,129	155,750	157,536	156,895	156,889	158,191	158,320	158,506	158,013	158,891	Manufacture of plastics products
33,435	33,192	35,934	37,138	36,993	37,667	37,812	37,666	37,506	37,315	37,568	Manufacture of semi-manufactures of plastic products
47,719	47,285	48,717	49,077	48,773	48,901	49,093	49,392	49,889	50,348	50,262	Manufacture of finished plastic products
3,375	3,357	3,605	3,626	3,569	3,559	3,578	3,561	3,595	3,685	3,636	Manufacture of plastic articles for the packing of goods
14,888	14,887	14,992	15,369	15,439	15,478	15,588	15,527	15,608	14,724	14,470	Manufacture of builders' plastics ware
52,926	52,408	52,503	52,326	52,120	51,285	52,120	52,173	51,908	51,942	52,955	Manufacture of plastic tableware, kitchenware and toilet articles
											Manufacture of diverse plastic products n.e.c.
19,062	18,882	18,896	18,857	20,021	20,023	20,316	20,723	20,561	20,444	20,841	Manufacture of glass and glass products

Kod Kumpulan Group code	Keterangan Kumpulan/Tempoh	2020	2021	2021				
				Q1	Q2	Q3	Q4	Q1
239	Pembuatan pengeluaran galian bukan logam f.t.t.l.	85,533	86,772	86,053	84,988	86,338	86,772	86,285
23911	Pembuatan mortar refraktori dan konkrit							
&								
23921	Pembuatan seramik bukan refraktori	11,012	11,409	11,682	11,585	11,268	11,409	10,613
23930	Pembuatan produk porselin dan seramik lain	5,438	5,100	5,171	5,271	5,025	5,100	5,067
23941	Pembuatan simen hidraulik	7,223	7,667	7,393	7,392	7,368	7,667	7,659
23951	Pembuatan konkrit dan mortar siap bancuh dan bancuhan kering	15,696	16,004	14,953	15,129	16,178	16,004	15,409
23952	Pembuatan konkrit pratuangan, simen atau artikel batu buatan yang digunakan dalam pembinaan;							
23953	Pembuatan komponen struktur pasang siap untuk bangunan atau kejuruteraan awam dari simen, batu atau konkrit buatan	29,327	30,295	29,886	28,821	29,458	30,295	30,601
&								
23959	Pembuatan artikel konkrit, simen dan plaster lain f.t.t.l.							
23990	Pembuatan produk mineral bukan logam lain f.t.t.l.	8,190	8,590	8,351	8,199	8,417	8,590	8,994
	Industri lain	8,647	7,707	8,618	8,591	8,624	7,707	7,941
241 (24101 & 24102 & 24103 & 24104 & 24109)	Pembuatan besi dan keluli asas	53,365	54,326	52,662	51,756	50,739	54,326	53,134
242 (24201 & 24202 & 24209)	Pembuatan logam asas berharga dan logam bukan ferus lain	42,793	41,977	43,467	41,629	41,662	41,977	43,474
243	Pengacuan logam	14,524	14,773	15,603	14,511	14,507	14,773	15,641
251 & 252	Pembuatan produk struktur logam, tangki, takungan, penjana wap, senjata dan peluru	60,344	59,684	61,301	57,540	59,885	59,684	59,909
25113	Pembuatan pintu, tingkap dan bingkai, penutup tingkap dan pintu pagar daripada logam	41,143	40,418	42,112	39,080	41,148	40,418	40,766
25119	Pembuatan produk struktur logam lain							
25120	Pembuatan tangki, takungan dan kontena daripada logam	10,782	10,948	10,747	10,497	10,807	10,948	10,865
	Industri lain	8,419	8,319	8,443	7,963	7,930	8,319	8,277
259	Pembuatan lain-lain produk yang direka daripada logam; aktiviti perkhidmatan kerja logam	94,309	96,998	96,655	94,320	94,729	96,998	99,149
25910	Tempaan, tekanan, hentakan dan bentuk gelekan logam; serbuk metalurgi	21,355	21,823	21,586	21,444	21,559	21,823	21,931
25920	Rawatan dan penyalutan logam; menggunakan	11,576	12,158	12,771	11,930	11,648	12,158	13,179
25991	Pembuatan tin untuk produk makanan dan minuman, tiub dan kotak boleh dilipat	7,766	7,800	7,681	7,596	7,470	7,800	7,758
25992	Pembuatan kabel, plaited bands (jalur/pita berpintal) dan artikel seumpamanya daripada logam							
25993	Pembuatan bolt, skru, nat dan produk uliran seumpamanya	19,267	19,308	18,955	18,562	19,134	19,308	19,158
25994	Pembuatan barangan rumah daripada logam	3,451	3,194	3,528	3,141	3,064	3,194	3,315
25999	Pembuatan produk lain yang direka daripada logam f.t.t.l.	20,712	22,227	21,812	21,518	21,619	22,227	22,990
	Industri lain	10,183	10,488	10,322	10,127	10,236	10,488	10,817
261	Pembuatan komponen dan papan elektronik	200,705	218,374	204,576	209,068	211,084	218,374	221,659
26101	Pembuatan diod, transistor dan alatan semikonduktor yang seumpamanya							
26102	Pembuatan litar elektronik bersepadu dengan pemasangan mikro	111,358	119,761	113,322	116,030	118,140	119,761	121,453
26103	Pembuatan kapasitor dan perintang elektrik							
&								
26104	Pembuatan papan litar bercetak	75,518	84,490	77,520	78,999	79,110	84,490	85,967
&								
26105	Pembuatan komponen paparan							
26109	Pembuatan komponen lain untuk aplikasi elektronik	13,829	14,124	13,734	14,039	13,835	14,124	14,240
262 (26201 & 26202)	Pembuatan komputer dan kelengkapan peranti	60,287	65,839	61,218	61,865	63,876	65,839	66,588
263/ 26300	Pembuatan peralatan komunikasi	23,686	24,324	23,250	24,201	24,171	24,324	24,324
264/ 26400	Pembuatan peralatan elektronik pengguna	33,999	33,782	33,624	33,516	34,256	33,782	33,826
265	Pembuatan kelengkapan mengukur, menguji, memandu arah dan kawalan; jam tangan dan jam	27,479	29,332	28,566	28,467	28,652	29,332	29,638
26511	Pembuatan kelengkapan mengukur, menguji, memandu arah dan kawalan	21,067	22,605	22,007	22,100	22,424	22,605	22,640
26512	Pembuatan kelengkapan kawalan proses							
26520	Pembuatan jam tangan dan jam dan bahagiannya	6,412	6,727	6,558	6,367	6,228	6,727	6,998
266/ 26600	Pembuatan peralatan penyinaran, perubatan elektro dan elektroterapeutik	12,909	12,927	12,881	13,088	13,384	12,927	12,827

2022		2021	2022	2021				Group Description/Period
Q2	Q3	(Jan. - Nov.)	(Jan. - Nov.)	Jan.	Feb.	Mar.	Apr.	
86,241	86,614	86,536	86,667	87,300	85,584	86,053	86,732	Manufacture of non-metallic mineral products n.e.c. <i>Manufacture of refractory mortars and concretes</i>
10,488	10,305	11,338	10,732	11,381	11,074	11,682	11,683	<i>Manufacture of non-refractory ceramic</i>
5,122	5,284	5,087	5,240	5,501	5,195	5,171	5,178	<i>Manufacture of other porcelain and ceramic products</i>
7,902	7,036	7,642	7,344	7,393	7,387	7,393	7,470	<i>Manufacture of hydraulic cement</i>
15,914	16,550	15,973	16,883	16,036	15,022	14,953	15,292	<i>Manufacture of ready-mix and dry-mix concrete and mortars</i>
								<i>Manufacture of precast concrete, cement or artificial stone articles for use in construction</i>
29,880	30,296	30,169	29,939	29,660	29,743	29,886	29,888	<i>Manufacture of prefabricated structural components for building or civil engineering of cement, concrete or artificial stone</i>
								<i>Manufacture of other articles of concrete, cement and plaster n.e.c.</i>
8,779	8,833	8,624	8,624	8,366	8,383	8,351	8,419	<i>Manufacture of other non-metallic mineral products n.e.c.</i>
8,157	8,310	7,703	7,905	8,963	8,780	8,618	8,804	<i>Other industry</i>
53,724	53,779	51,801	54,524	54,315	52,823	52,662	51,560	Manufacture of basic iron and steel
42,105	42,633	41,967	42,523	42,928	43,551	43,467	43,113	Manufacture of basic precious and other non-ferrous metals
14,579	14,642	14,750	14,411	14,616	15,068	15,603	14,822	Casting of metals
58,461	58,655	59,486	58,615	60,676	60,608	61,301	60,278	Manufacture of structural metal products, tanks, reservoirs, steam generators, weapons and ammunition
39,197	38,843	40,222	38,764	41,406	41,402	42,112	41,377	<i>Manufacture of metal doors, windows and their frames, shutters and gates</i>
								<i>Manufacture of other structural metal products</i>
10,928	11,574	10,959	11,534	10,786	10,770	10,747	10,728	<i>Manufacture of tanks, reservoirs and containers of metal</i>
8,337	8,237	8,305	8,318	8,484	8,436	8,443	8,172	<i>Other industry</i>
96,926	98,005	96,059	98,098	94,941	95,656	96,655	95,985	Manufacture of other fabricated metal products; metal working service activities
22,023	22,744	21,806	22,122	21,776	21,738	21,586	21,509	<i>Forging, pressing, stamping and roll-forming of metal; powder metallurgy</i>
12,179	12,460	12,055	12,519	11,649	12,221	12,771	12,300	<i>Treatment and coating of metals; machining</i>
7,672	7,651	7,685	7,693	7,878	7,784	7,681	7,725	<i>Manufacture of tins and cans for food products, collapsible tubes and boxes</i>
								<i>Manufacture of metal cable, plaited bands and similar articles</i>
18,901	19,031	19,260	19,405	19,311	19,074	18,955	18,816	<i>Manufacture of bolts, screws, nuts and similar threaded products</i>
3,188	3,027	3,210	3,178	3,457	3,492	3,528	3,485	<i>Manufacture of metal household articles</i>
22,358	22,397	21,563	22,712	20,731	21,221	21,812	21,878	<i>Manufacture of any other fabricated metal products n.e.c.</i>
10,606	10,694	10,480	10,469	10,139	10,126	10,322	10,271	<i>Other industry</i>
226,483	231,236	216,965	232,722	200,915	203,356	204,576	206,925	Manufacture of electronic components and boards <i>Manufacture of diodes, transistors and similar semiconductor devices</i>
124,849	127,593	119,077	126,922	111,476	112,907	113,322	115,375	<i>Manufacture of electronic integrated circuits micro assemblies</i>
								<i>Manufacture of electrical capacitors and resistors</i>
87,023	89,380	83,795	91,413	75,637	76,630	77,520	77,705	<i>Manufacture of printed circuit boards</i>
								<i>Manufacture of display components</i>
14,612	14,263	14,092	14,388	13,802	13,819	13,734	13,845	<i>Manufacture of other components for electronic applications</i>
67,693	68,367	65,743	70,189	61,091	61,454	61,218	61,137	Manufacture of computers and peripheral equipment
25,314	26,196	24,497	26,072	23,459	23,418	23,250	23,603	Manufacture of communication equipment
35,326	35,695	34,181	35,379	33,722	33,673	33,624	33,359	Manufacture of consumer electronics
29,895	30,947	29,282	31,633	28,433	28,471	28,566	28,611	Manufacture of measuring, testing, navigating and control equipment; watches and clocks
22,845	23,808	22,516	24,534	22,074	22,013	22,007	22,090	<i>Manufacture of measuring, testing, navigating and control equipment</i>
7,049	7,139	6,766	7,099	6,359	6,458	6,558	6,521	<i>Manufacture of industrial process control equipment</i>
								<i>Manufacture of watches and clocks and parts</i>
12,938	13,139	12,968	13,176	12,863	12,872	12,881	12,828	Manufacture of irradiation, electromedical and electrotherapeutic equipment

Kod Kumpulan Group code	Keterangan Kumpulan/Tempoh	2021							
		Mei	Jun	Jul.	Ogo.	Sep.	Okt.	Nov.	Dis.
239	Pembuatan pengeluaran galian bukan logam f.t.f.l.	86,745	84,988	85,553	85,627	86,338	85,832	86,536	86,772
23911	Pembuatan mortar refraktori dan konkrit &								
23921	Pembuatan seramik bukan refraktori	11,683	11,585	11,313	11,252	11,268	10,991	11,338	11,409
23930	Pembuatan produk porselin dan seramik lain	5,359	5,271	5,227	5,206	5,025	5,115	5,087	5,100
23941	Pembuatan simen hidraulik	7,418	7,392	7,379	7,357	7,368	7,370	7,642	7,667
23951	Pembuatan konkrit dan mortar siap bancuh dan bancuhan kering	15,337	15,129	15,389	15,811	16,178	15,710	15,973	16,004
23952 &	Pembuatan konkrit pratuangan, simen atau artikel batu buatan yang digunakan dalam pembinaan;								
23953 &	Pembuatan komponen struktur pasang siap untuk bangunan atau kejuruteraan awam dari simen, batu atau konkrit buatan	29,741	28,821	29,373	29,177	29,458	29,408	30,169	30,295
23959	Pembuatan artikel konkrit, simen dan plaster lain f.t.f.l.								
23990	Pembuatan produk mineral bukan logam lain f.t.f.l.	8,478	8,199	8,285	8,250	8,417	8,605	8,624	8,590
	Industri lain	8,730	8,591	8,588	8,574	8,624	8,633	7,703	7,707
241 (24101 & 24102 & 24103 & 24104 & 24109)	Pembuatan besi dan keluli asas	51,505	51,756	50,837	50,710	50,739	51,914	51,801	54,326
242 (24201 & 24202 & 24209)	Pembuatan logam asas berharga dan logam bukan ferus lain	42,833	41,629	41,339	41,298	41,662	41,874	41,967	41,977
243	Pengacuan logam	14,582	14,511	14,100	14,448	14,507	14,504	14,750	14,773
251 & 252	Pembuatan produk struktur logam, tangki, takungan, penjana wap, senjata dan peluru	60,224	57,540	58,258	58,340	59,885	60,091	59,486	59,684
25113 &	Pembuatan pintu, tingkap dan bingkai, penutup tingkap dan pintu pagar daripada logam	41,579	39,080	39,772	39,969	41,148	41,208	40,222	40,418
25119	Pembuatan produk struktur logam lain								
25120	Pembuatan tangki, takungan dan kontena daripada logam	10,668	10,497	10,584	10,459	10,807	10,869	10,959	10,948
	Industri lain	7,977	7,963	7,901	7,913	7,930	8,015	8,305	8,319
259	Pembuatan lain-lain produk yang direka daripada logam; aktiviti perkhidmatan kerja logam	95,505	94,320	93,610	93,585	94,729	95,369	96,059	96,998
25910	Tempaan, tekanan, hentakan dan bentuk gelean logam; serbuk metalurgi	21,524	21,444	21,160	21,160	21,559	21,716	21,806	21,823
25920	Rawatan dan penyalutan logam; menggunakan	12,218	11,930	11,984	11,726	11,648	11,872	12,055	12,158
25991	Pembuatan tin untuk produk makanan dan minuman, tiub dan kotak boleh dilipat	7,647	7,596	7,512	7,461	7,470	7,600	7,685	7,800
25992 &	Pembuatan kabel, plaited bands (jalur/pita berpintal) dan artikel seumpamanya daripada logam								
25993	Pembuatan bolt, skru, nat dan produk uliran seumpamanya	18,669	18,562	18,380	18,487	19,134	19,015	19,260	19,308
25994	Pembuatan barangan rumah daripada logam	3,507	3,141	3,018	3,035	3,064	3,057	3,210	3,194
25999	Pembuatan produk lain yang direka daripada logam f.t.f.l.	21,717	21,518	21,359	21,468	21,619	21,710	21,563	22,227
	Industri lain	10,223	10,127	10,195	10,248	10,236	10,399	10,480	10,488
261	Pembuatan komponen dan papan elektronik	207,783	209,068	209,535	211,189	211,084	215,201	216,965	218,374
26101 &	Pembuatan diod, transistor dan alatan semikonduktor yang seumpamanya								
26102	Pembuatan litar elektronik bersepadu dengan pemasangan mikro	115,969	116,030	116,405	118,017	118,140	118,487	119,077	119,761
26103 &	Pembuatan kapasitor dan perintang elektrik								
26104 &	Pembuatan papan litar bercetak	77,823	78,999	79,154	79,289	79,110	82,840	83,795	84,490
26105	Pembuatan komponen paparan								
26109	Pembuatan komponen lain untuk aplikasi elektronik	13,991	14,039	13,975	13,883	13,835	13,874	14,092	14,124
262 (26201 & 26202)	Pembuatan komputer dan kelengkapan peranti	61,768	61,865	62,743	63,212	63,876	63,930	65,743	65,839
263/ 26300	Pembuatan peralatan komunikasi	23,855	24,201	24,107	24,231	24,171	24,286	24,497	24,324
264/ 26400	Pembuatan peralatan elektronik pengguna	33,670	33,516	31,842	33,292	34,256	34,864	34,181	33,782
265	Pembuatan kelengkapan mengukur, menguji, memandu arah dan kawalan; jam tangan dan jam	28,664	28,467	28,465	28,644	28,652	28,749	29,282	29,332
26511 &	Pembuatan kelengkapan mengukur, menguji, memandu arah dan kawalan	22,176	22,100	22,219	22,384	22,424	22,567	22,516	22,605
26512	Pembuatan kelengkapan kawalan proses								
26520	Pembuatan jam tangan dan jam dan bahagiannya	6,488	6,367	6,246	6,261	6,228	6,181	6,766	6,727
266/ 26600	Pembuatan peralatan penyinaran, perubatan elektro dan elektroterapeutik	12,905	13,088	13,284	13,448	13,384	13,324	12,968	12,927

2022											Group Description/Period
Jan.	Feb.	Mar.	Apr.	Mei	Jun	Jul.	Ogo.	Sep.	Okt.	Nov.	
87,601	86,032	86,285	86,714	86,045	86,241	86,684	86,089	86,614	86,623	86,667	Manufacture of non-metallic mineral products n.e.c. <i>Manufacture of refractory mortars and concretes</i>
10,694	10,459	10,613	10,507	10,476	10,488	10,482	10,418	10,305	10,352	10,732	<i>Manufacture of non-refractory ceramic</i>
5,190	5,132	5,067	5,030	5,101	5,122	5,245	5,272	5,284	5,277	5,240	<i>Manufacture of other porcelain and ceramic products</i>
7,687	7,697	7,659	7,888	7,915	7,902	7,918	6,905	7,036	7,043	7,344	<i>Manufacture of hydraulic cement</i>
16,143	15,368	15,409	16,087	15,880	15,914	15,865	16,317	16,550	16,585	16,883	<i>Manufacture of ready-mix and dry-mix concrete and mortars</i>
											<i>Manufacture of precast concrete, cement or artificial stone articles for use in construction</i>
30,821	30,287	30,601	30,102	29,809	29,880	30,237	30,084	30,296	30,466	29,939	<i>Manufacture of prefabricated structural components for building or civil engineering of cement, concrete or artificial stone</i>
8,927	9,021	8,994	8,949	8,773	8,779	8,814	8,792	8,833	8,596	8,624	<i>Manufacture of other articles of concrete, cement</i>
8,139	8,067	7,941	8,150	8,090	8,157	8,123	8,301	8,310	8,305	7,905	<i>Manufacture of other non-metallic mineral products n.e.c.</i> <i>Other industry</i>
54,006	52,709	53,134	53,358	53,314	53,724	53,707	53,646	53,779	54,665	54,524	Manufacture of basic iron and steel
42,550	43,684	43,474	43,758	43,254	42,105	42,521	42,554	42,633	42,565	42,523	Manufacture of basic precious and other non-ferrous metals
15,364	15,691	15,641	14,651	14,485	14,579	14,664	14,580	14,642	14,763	14,411	Casting of metals
59,751	59,357	59,909	59,372	59,608	58,461	58,305	58,501	58,655	58,569	58,615	Manufacture of structural metal products, tanks, reservoirs, steam generators, weapons and ammunition
40,558	40,308	40,766	40,145	40,337	39,197	38,893	38,804	38,843	38,649	38,764	<i>Manufacture of metal doors, windows and their frames, shutters and gates</i>
10,864	10,907	10,865	10,975	11,013	10,928	11,029	11,182	11,574	11,564	11,534	<i>Manufacture of other structural metal products</i>
8,330	8,142	8,277	8,252	8,258	8,337	8,383	8,515	8,237	8,356	8,318	<i>Manufacture of tanks, reservoirs and containers of metal</i> <i>Other industry</i>
97,460	97,873	99,149	97,668	97,373	96,926	96,892	97,243	98,005	97,929	98,098	Manufacture of other fabricated metal products; metal working service activities
22,053	22,104	21,931	21,897	22,087	22,023	21,806	22,305	22,744	22,490	22,122	<i>Forging, pressing, stamping and roll-forming of metal; powder metallurgy</i>
12,243	12,636	13,179	12,435	12,331	12,179	12,415	12,344	12,460	12,682	12,519	<i>Treatment and coating of metals; machining</i>
7,949	7,881	7,758	7,842	7,624	7,672	7,724	7,759	7,651	7,595	7,693	<i>Manufacture of tins and cans for food products, collapsible tubes and boxes</i>
19,189	19,230	19,158	18,932	18,881	18,901	18,945	19,007	19,031	19,135	19,405	<i>Manufacture of metal cable, plaited bands and similar articles</i>
3,174	3,202	3,315	3,213	3,258	3,188	3,008	3,029	3,027	3,023	3,178	<i>Manufacture of bolts, screws, nuts and similar threaded products</i>
22,348	22,213	22,990	22,578	22,538	22,358	22,278	22,186	22,397	22,394	22,712	<i>Manufacture of metal household articles</i>
10,504	10,607	10,817	10,771	10,655	10,606	10,716	10,614	10,694	10,610	10,469	<i>Manufacture of any other fabricated metal products n.e.c.</i> <i>Other industry</i>
217,493	219,452	221,659	223,410	223,914	226,483	227,591	229,495	231,236	230,820	232,722	Manufacture of electronic components and boards
118,738	119,920	121,453	123,132	123,368	124,849	125,551	127,253	127,593	127,100	126,922	<i>Manufacture of diodes, transistors and similar semiconductor devices</i>
											<i>Manufacture of electronic integrated circuits micro assemblies</i>
84,511	85,312	85,967	85,852	85,870	87,023	87,549	87,851	89,380	89,568	91,413	<i>Manufacture of electrical capacitors and resistors</i>
											<i>Manufacture of printed circuit boards</i>
14,244	14,220	14,240	14,426	14,676	14,612	14,491	14,391	14,263	14,152	14,388	<i>Manufacture of display components</i>
66,148	66,213	66,588	66,284	67,298	67,693	67,694	68,390	68,367	67,995	70,189	Manufacture of other components for electronic applications
24,003	24,284	24,324	24,524	24,928	25,314	25,435	25,770	26,196	26,094	26,072	Manufacture of computers and peripheral equipment
34,126	33,941	33,826	34,526	34,949	35,326	35,808	37,486	35,695	35,631	35,379	Manufacture of communication equipment
29,553	29,454	29,638	29,550	29,537	29,895	30,282	30,749	30,947	31,136	31,633	Manufacture of consumer electronics
22,822	22,666	22,640	22,651	22,611	22,845	23,211	23,624	23,808	24,010	24,534	Manufacture of measuring, testing, navigating and control equipment; watches and clocks
6,731	6,787	6,998	6,899	6,926	7,049	7,070	7,125	7,139	7,126	7,099	<i>Manufacture of measuring, testing, navigating and control equipment</i>
12,854	12,808	12,827	12,714	12,827	12,938	13,008	13,136	13,139	13,185	13,176	<i>Manufacture of industrial process control equipment</i> <i>Manufacture of watches and clocks and parts</i>
											Manufacture of irradiation, electromedical and electrotherapeutic equipment

Kod Kumpulan Group code	Keterangan Kumpulan/Tempoh	2020	2021	2021				
				Q1	Q2	Q3	Q4	Q1
267 (26701 & 26702) & 268 (26800)	Pembuatan peralatan optikal, kelengkapan fotografi, media magnetik dan optikal	6,472	5,900	6,353	6,352	6,261	5,900	5,643
271	Pembuatan motor elektrik, penjana, transformer dan perkakasan pengagihan dan pengawalan elektrik	40,572	43,287	41,568	40,743	42,472	43,287	43,237
	27101 Pembuatan motor elektrik, penjana dan transformer	17,997	19,041	19,015	18,385	18,891	19,041	19,128
	27102 Pembuatan perkakasan pengagihan dan penaawalan elektrik	22,575	24,245	22,552	22,358	23,582	24,245	24,109
272/ 27200	Pembuatan bateri dan akumulator	8,792	8,019	8,964	8,620	8,604	8,019	8,489
273	Pembuatan pendawaian dan peranti pendawaian	22,421	24,181	21,783	22,241	23,044	24,181	23,924
	27310 Pembuatan kabel gentian optikal	890	887	887	874	946	887	937
	27320 Pembuatan wayar dan kabel elektronik dan elektrik lain	20,112	21,561	19,449	19,631	20,353	21,561	21,213
	27330 Pembuatan alatan pendawaian pembawa dan bukan pembawa arus untuk litar elektrik (tanpa mengira jenis bahan)	1,419	1,733	1,447	1,736	1,745	1,733	1,774
274/ 27400	Pembuatan kelengkapan pencahayaan elektrik	4,551	3,692	4,415	4,321	4,105	3,692	3,642
275/ 27500	Pembuatan perkakasan domestik	14,831	15,318	15,462	15,009	14,755	15,318	15,787
279/ 27900	Pembuatan kelengkapan elektrik lain	7,545	7,583	7,466	7,335	7,381	7,583	7,727
281 & 282	Pembuatan jentera kegunaan umum dan kegunaan khas	91,983	92,969	92,497	93,644	91,587	92,969	93,591
	28120 Pembuatan alat-alat kuasa bendalir &							
	28130 Pembuatan pam, pemampat, kepala paip dan injap lain	6,219	7,625	6,250	6,121	6,262	7,625	7,756
	28180 Pembuatan alatan tangan yang menggunakan kuasa dilengkapkan dengan motor elektrik atau bukan motor elektrik atau pneumatik	23,763	22,560	23,726	23,781	23,311	22,560	22,721
	28220 Pembuatan jentera pembentukan logam dan alatan mesin							
	28192 Pembuatan mesin penyaman udara, termasuk untuk kenderaan bermotor	9,507	8,760	9,240	9,077	8,696	8,760	9,434
	28290 Pembuatan lain-lain mesin bertujuan khas f.t.t.l. Industri lain	9,915	9,574	9,890	9,850	9,395	9,574	9,900
		42,579	44,450	43,391	44,816	43,922	44,450	43,781
291 (29101 & 29102)	Pembuatan kenderaan bermotor	23,829	24,246	23,975	23,655	23,976	24,246	24,441
292/ 29200	Pembuatan kerangka (coachwork) untuk kenderaan bermotor; pembuatan treler dan semi treler	6,578	6,504	6,509	6,563	6,572	6,504	6,672
293/ 29300	Pembuatan alat ganti dan aksesori untuk kenderaan bermotor	52,586	53,048	52,742	52,493	52,484	53,048	53,903
301 (30110 & 30120)	Pembinaan kapal dan bot	12,926	12,847	13,318	12,340	12,971	12,847	13,252
302, 303, 304 & 309	Pembuatan lokomotif keretapi, rolling stock, kapal angkasa dan udara, jentera berkaitan, kenderaan tempur ketenteraan, dan kelengkapan pengangkutan f.t.t.l.	28,327	28,749	29,773	28,366	28,632	28,749	30,075
	30910 Pembuatan motosikal	11,021	11,399	11,645	11,084	11,280	11,399	11,960
	30920 Pembuatan basikal dan invalid carriages Industri lain	3,467	3,222	3,861	3,372	3,237	3,222	3,428
		13,839	14,129	14,267	13,910	14,115	14,129	14,688
310	Pembuatan perabot	73,877	76,839	75,614	72,124	77,542	76,839	78,959
	31001 Pembuatan perabot kayu dan rotan Industri lain	55,809	58,845	56,642	53,543	58,867	58,845	60,777
		18,068	17,994	18,971	18,581	18,674	17,994	18,182
321 (32110 & 32120)	Pembuatan barang kemas, bijouterie dan artikel berkaitan	5,635	5,401	5,436	5,268	5,284	5,401	5,335
322, 325 & 329	Pembuatan instrumen muzik, peralatan dan bekalan perubatan dan pergigian dan pembuatan lain f.t.t.l.	24,317	26,303	25,614	25,402	25,565	26,303	26,627
	32901 Pembuatan alat tulis Industri lain	6,148	6,332	6,063	5,975	6,016	6,332	6,137
		18,169	19,972	19,551	19,427	19,549	19,972	20,490
323/ 32300	Pembuatan barangan sukan	2,360	2,667	2,652	2,564	2,526	2,667	2,614
324/ 32400	Pembuatan permainan dan mainan	4,826	4,851	4,882	4,698	4,800	4,851	4,936
331 & 332	Pembaikan pemasangan produk logam, jentera, kelengkapan dan pemasangan jentera perindustrian dan kelengkapan	39,976	41,456	41,113	40,018	41,003	41,456	42,865
	33150 Pembaikan dan penyelenggaraan kelengkapan pengangkutan kecuali motosikal dan basikal Industri lain	7,112	6,594	6,963	6,648	6,610	6,594	6,667
		32,864	34,861	34,151	33,370	34,392	34,861	36,198
Jumlah Pembuatan		2,199,195	2,259,619	2,233,545	2,215,420	2,231,406	2,259,619	2,287,325

2022		2021	2022	2021				Group Description/Period
Q2	Q3	(Jan. - Nov.)	(Jan. - Nov.)	Jan.	Feb.	Mar.	Apr.	
5,936	5,999	5,881	5,740	6,463	6,398	6,353	6,366	Manufacture of optical instruments, photographic equipment, magnetic and optical media
42,382	44,414	42,531	44,336	41,462	41,486	41,568	40,844	Manufacture of electric motors, generators, transformers and electricity distribution and control apparatus
18,606	18,852	18,717	18,521	18,932	18,974	19,015	18,482	Manufacture of electric motors, generators and transformers
23,776	25,562	23,815	25,815	22,530	22,512	22,552	22,362	Manufacture of electricity distribution and control apparatus
8,318	8,849	8,093	8,635	8,982	8,923	8,964	8,913	Manufacture of batteries and accumulators
24,331	24,275	23,827	24,749	22,193	21,960	21,783	21,562	Manufacture of wiring and wiring devices
966	1,026	860	929	878	883	887	871	Manufacture of fibre optic cables
21,614	21,499	21,203	22,072	19,886	19,639	19,449	19,235	Manufacture of other electronic and electric wires and cables
1,751	1,750	1,764	1,748	1,429	1,438	1,447	1,457	Manufacture of current-carrying and non current-carrying wiring devices for electrical circuits regardless of material
3,790	4,043	3,717	3,632	4,529	4,471	4,415	4,354	Manufacture of electric lighting equipment
15,552	14,968	15,193	14,704	14,887	14,826	15,462	15,283	Manufacture of domestic appliances
7,812	7,686	7,591	7,819	7,510	7,488	7,466	7,451	Manufacture of other electrical equipment
96,289	95,616	93,169	96,173	92,485	93,802	92,497	92,927	Manufacture of general-purpose and special-purpose machinery
								Manufacture of fluid power equipment
7,565	7,475	7,742	7,568	6,213	6,232	6,250	6,305	Manufacture of other pumps, compressors, taps and valves
								Manufacture of power-driven hand tools with self-contained electric or non-electric motor or pneumatic drives
22,846	22,359	22,634	22,175	23,589	24,069	23,726	24,041	Manufacture of metal-forming machinery and machine tools
9,295	9,670	8,681	9,905	9,203	9,267	9,240	9,212	Manufacture of air-conditioning machines, including for motor vehicles
9,860	9,283	9,512	9,213	9,937	9,913	9,890	10,046	Manufacture of other special-purpose machinery n.e.c.
46,723	46,829	44,599	47,312	43,542	44,321	43,391	43,323	Other industry
24,590	25,233	24,148	25,233	23,849	24,062	23,975	23,945	Manufacture of motor vehicles
6,905	7,078	6,534	6,998	6,610	6,606	6,509	6,642	Manufacture of bodies (coachwork) for motor vehicles; manufacture of trailers and semi-trailers
54,279	54,005	52,920	54,084	52,479	52,810	52,742	52,895	Manufacture of parts and accessories for motor vehicles
13,269	13,692	13,103	14,044	13,112	13,153	13,318	12,565	Building of ships and boats
29,704	30,033	28,889	29,559	29,686	29,734	29,773	28,817	Manufacture of railway locomotives, rolling stock, air and spacecraft, related machinery, military fighting vehicles and transport equipment n.e.c
11,574	11,822	11,495	11,782	11,329	11,486	11,645	11,202	Manufacture of motorcycles
3,554	3,567	3,231	3,532	3,846	3,853	3,861	3,504	Manufacture of bicycles and invalid carriages
14,577	14,644	14,163	14,245	14,511	14,395	14,267	14,111	Other industry
79,824	78,998	77,243	77,544	75,049	75,267	75,614	76,594	Manufacture of furniture
61,735	60,915	58,980	59,865	56,054	56,219	56,642	57,602	Manufacture of wooden and cane furniture
18,088	18,083	18,263	17,680	18,995	19,047	18,971	18,991	Other industry
5,278	5,375	5,431	5,569	5,770	5,701	5,436	5,406	Manufacture of jewellery, bijouterie and related articles
26,857	27,241	26,138	27,119	24,996	25,486	25,614	25,717	Manufacture of musical instruments, medical and dental instruments and supplies and other manufacturing n.e.c.
6,149	6,281	6,285	6,134	6,163	6,047	6,063	6,053	Manufacture of stationery
20,708	20,960	19,854	20,985	18,833	19,439	19,551	19,664	Other industry
2,605	2,639	2,633	2,649	2,636	2,644	2,652	2,604	Manufacture of sports goods
5,039	5,439	4,783	5,371	4,912	4,847	4,882	4,805	Manufacture of games and toys
43,016	41,867	41,922	42,172	41,454	41,750	41,113	41,056	Repair of fabricated metal products, machinery and equipment and installation of industrial machinery and equipment
6,739	6,625	6,761	6,730	7,278	7,123	6,963	6,963	Repair and maintenance of transport equipment except motorcycles and bicycles
36,276	35,242	35,161	35,441	34,177	34,628	34,151	34,093	Other industry
2,297,905	2,316,961	2,253,574	2,328,070	2,225,697	2,228,415	2,233,545	2,235,004	Total Manufacturing

Kod Kumpulan Group code	Keterangan Kumpulan/Tempoh	2021							
		Mei	Jun	Jul.	Ogo.	Sep.	Okt.	Nov.	Dis.
267 (26701 & 26702) & 268 (26800)	Pembuatan peralatan optikal, kelengkapan fotografi, media magnetik dan optikal	6,392	6,352	6,229	6,310	6,261	6,245	5,881	5,900
271	Pembuatan motor elektrik, penjana, transformer dan perkakasan pengagihan dan pengawalan elektrik	40,743	40,743	40,648	41,650	42,472	42,612	42,531	43,287
	27101 Pembuatan motor elektrik, penjana dan transformer	18,337	18,385	18,476	18,568	18,891	18,853	18,717	19,041
	27102 Pembuatan perkakasan pengagihan dan penaawalan elektrik	22,406	22,358	22,172	23,082	23,582	23,759	23,815	24,245
272/ 27200	Pembuatan bateri dan akumulator	9,007	8,620	8,504	8,992	8,604	8,585	8,093	8,019
273	Pembuatan pendawaian dan peranti pendawaian	21,782	22,241	22,123	22,611	23,044	23,442	23,827	24,181
	27310 Pembuatan kabel gentian optikal	878	874	886	883	946	944	860	887
	27320 Pembuatan wayar dan kabel elektronik dan elektrik lain	19,434	19,631	19,506	19,983	20,353	20,748	21,203	21,561
	27330 Pembuatan alatan pendawaian pembawa dan bukan pembawa arus untuk litar elektrik (tanpa mengira jenis bahan)	1,471	1,736	1,731	1,745	1,745	1,750	1,764	1,733
274/ 27400	Pembuatan kelengkapan pencahayaan elektrik	4,327	4,321	4,237	4,154	4,105	4,067	3,717	3,692
275/ 27500	Pembuatan perkakasan domestik	15,137	15,009	14,792	14,808	14,755	15,033	15,193	15,318
279/ 27900	Pembuatan kelengkapan elektrik lain	7,441	7,335	7,347	7,310	7,381	7,336	7,591	7,583
281 & 282	Pembuatan jentera kegunaan umum dan kegunaan khas	92,530	93,644	91,679	91,687	91,587	91,552	93,169	92,969
	28120 & 28130 Pembuatan alat-alat kuasa bendalir & pam, pemampat, kepala paip dan injap lain	6,268	6,121	6,217	6,232	6,262	6,181	7,742	7,625
	28180 & 28220 Pembuatan alatan tangan yang menggunakan kuasa dilengkapkan dengan motor elektrik atau bukan motor elektrik atau pneumatik & Pembuatan jentera pembentukan logam dan alatan mesin	23,846	23,781	23,448	23,383	23,311	23,353	22,634	22,560
	28192 Pembuatan mesin penyaman udara, termasuk untuk kenderaan bermotor	9,096	9,077	8,592	8,658	8,696	8,497	8,681	8,760
	28290 Pembuatan lain-lain mesin bertujuan khas f.t.t.l. Industri lain	10,069	9,850	9,859	9,746	9,395	9,478	9,512	9,574
		43,252	44,816	43,563	43,668	43,922	44,043	44,599	44,450
291 (29101 & 29102)	Pembuatan kenderaan bermotor	23,891	23,655	23,434	23,526	23,976	24,115	24,148	24,246
292/ 29200	Pembuatan kerangka (coachwork) untuk kenderaan bermotor; pembuatan treler dan semi treler	6,676	6,563	6,546	6,550	6,572	6,598	6,534	6,504
293/ 29300	Pembuatan alat ganti dan aksesori untuk kenderaan bermotor	52,709	52,493	52,226	51,997	52,484	52,880	52,920	53,048
301 (30110 & 30120)	Pembinaan kapal dan bot	12,629	12,340	12,325	12,356	12,971	13,048	13,103	12,847
302, 303, 304 & 309	Pembuatan lokomotif keretapi, rolling stock, kapal angkasa dan udara, jentera berkaitan, kenderaan tempur ketenteraan, dan kelengkapan pengangkutan f.t.t.l.	28,650	28,366	28,305	28,231	28,632	28,911	28,889	28,749
	30910 Pembuatan motosikal	11,113	11,084	11,045	11,042	11,280	11,521	11,495	11,399
	30920 Pembuatan basikal dan invalid carriages Industri lain	3,445	3,372	3,338	3,262	3,237	3,230	3,231	3,222
		14,093	13,910	13,922	13,927	14,115	14,160	14,163	14,129
310	Pembuatan perabot	76,376	72,124	70,706	70,892	77,542	76,979	77,243	76,839
	31001 Pembuatan perabot kayu dan rotan Industri lain	57,460	53,543	52,111	52,285	58,867	58,517	58,980	58,845
		18,916	18,581	18,594	18,607	18,674	18,462	18,263	17,994
321 (32110 & 32120)	Pembuatan barang kemas, bijouterie dan artikel berkaitan	5,368	5,268	5,338	5,327	5,284	5,319	5,431	5,401
322, 325 & 329	Pembuatan instrumen muzik, peralatan dan bekalan perubatan dan pergigian dan pembuatan lain f.t.t.l.	25,691	25,402	25,395	25,385	25,565	25,737	26,138	26,303
	32901 Pembuatan alat tulis Industri lain	6,026	5,975	5,957	5,929	6,016	6,161	6,285	6,332
		19,665	19,427	19,437	19,456	19,549	19,576	19,854	19,972
323/ 32300	Pembuatan barangan sukan	2,601	2,564	2,562	2,537	2,526	2,548	2,633	2,667
324/ 32400	Pembuatan permainan dan mainan	4,731	4,698	4,699	4,715	4,800	4,818	4,783	4,851
331 & 332	Pembaikan pemasangan produk logam, jentera, kelengkapan dan pemasangan jentera perindustrian dan kelengkapan	40,989	40,018	40,374	40,635	41,003	41,610	41,922	41,456
	33150 Pembaikan dan penyelenggaraan kelengkapan pengangkutan kecuali motosikal dan basikal Industri lain	6,982	6,648	6,618	6,602	6,610	6,570	6,761	6,594
		34,008	33,370	33,756	34,033	34,392	35,040	35,161	34,861
Jumlah Pembuatan		2,236,459	2,215,420	2,210,084	2,213,715	2,231,406	2,241,048	2,253,574	2,259,619

2022											Group Description/Period
Jan.	Feb.	Mar.	Apr.	Mei	Jun	Jul.	Ogo.	Sep.	Okt.	Nov.	
5,601	5,674	5,643	5,859	5,822	5,936	5,857	6,021	5,999	5,997	5,740	Manufacture of optical instruments, photographic equipment, magnetic and optical media
43,546	43,361	43,237	42,301	42,223	42,382	43,008	44,102	44,414	44,512	44,336	Manufacture of electric motors, generators, transformers and electricity distribution and control
19,281	19,161	19,128	18,574	18,675	18,606	18,555	18,619	18,852	18,783	18,521	Manufacture of electric motors, generators and transformers
24,265	24,200	24,109	23,727	23,549	23,776	24,453	25,483	25,562	25,728	25,815	Manufacture of electricity distribution and control apparatus
8,030	8,513	8,489	8,388	8,110	8,318	8,198	8,389	8,849	8,955	8,635	Manufacture of batteries and accumulators
24,094	23,788	23,924	24,027	24,295	24,331	23,984	24,548	24,275	24,337	24,749	Manufacture of wiring and wiring devices
884	884	937	946	962	966	999	1,016	1,026	1,022	929	Manufacture of fibre optic cables
21,457	21,151	21,213	21,312	21,591	21,614	21,238	21,781	21,499	21,583	22,072	Manufacture of other electronic and electric wires and cables
1,753	1,753	1,774	1,770	1,742	1,751	1,746	1,750	1,750	1,732	1,748	Manufacture of current-carrying and non current-carrying wiring devices for electrical circuits regardless of material
3,705	3,698	3,642	3,652	3,669	3,790	3,953	3,942	4,043	4,012	3,632	Manufacture of electric lighting equipment
15,393	15,300	15,787	15,574	15,530	15,552	15,266	15,415	14,968	15,273	14,704	Manufacture of domestic appliances
7,631	7,593	7,727	7,697	7,731	7,812	7,847	7,938	7,686	7,725	7,819	Manufacture of other electrical equipment
93,820	95,057	93,591	94,805	94,870	96,289	95,670	95,818	95,616	96,128	96,173	Manufacture of general-purpose and special-purpose machinery
7,649	7,703	7,756	7,678	7,602	7,565	7,582	7,542	7,475	7,522	7,568	Manufacture of fluid power equipment
22,670	23,030	22,721	22,797	22,805	22,846	22,405	22,395	22,359	22,294	22,175	Manufacture of other pumps, compressors, taps and valves
9,300	9,415	9,434	9,334	9,328	9,295	9,487	9,593	9,670	9,688	9,905	Manufacture of power-driven hand tools with self-contained electric or non-electric motor or pneumatic drives
9,728	9,855	9,900	9,955	9,888	9,860	9,850	9,696	9,283	9,326	9,213	Manufacture of metal-forming machinery and machine tools
44,473	45,054	43,781	45,041	45,247	46,723	46,346	46,591	46,829	47,297	47,312	Manufacture of air-conditioning machines, including for motor vehicles
24,294	24,524	24,441	24,098	23,870	24,590	25,068	25,180	25,233	25,217	25,233	Manufacture of motor vehicles
6,514	6,757	6,672	6,814	6,796	6,905	6,862	6,937	7,078	7,084	6,998	Manufacture of bodies (coachwork) for motor vehicles; manufacture of trailers and semi-trailers
53,581	53,814	53,903	54,112	54,234	54,279	54,106	53,973	54,005	54,085	54,084	Manufacture of parts and accessories for motor vehicles
13,103	13,066	13,252	13,056	13,129	13,269	13,607	13,669	13,692	14,008	14,044	Building of ships and boats
29,738	29,978	30,075	29,858	29,733	29,704	29,633	29,736	30,033	29,678	29,559	Manufacture of railway locomotives, rolling stock, air and spacecraft, related machinery, military fighting vehicles and transport equipment n.e.c
11,680	11,785	11,960	11,684	11,512	11,574	11,425	11,539	11,822	11,757	11,782	Manufacture of motorcycles
3,442	3,431	3,428	3,458	3,515	3,554	3,562	3,500	3,567	3,562	3,532	Manufacture of bicycles and invalid carriages
14,616	14,763	14,688	14,716	14,705	14,577	14,647	14,696	14,644	14,359	14,245	Other industry
78,359	78,533	78,959	80,154	79,616	79,824	78,338	78,497	78,998	78,762	77,544	Manufacture of furniture
60,314	60,211	60,777	61,922	61,540	61,735	60,345	60,650	60,915	60,637	59,865	Manufacture of wooden and cane furniture
18,045	18,322	18,182	18,232	18,076	18,088	17,993	17,846	18,083	18,124	17,680	Other industry
5,507	5,602	5,335	5,409	5,403	5,278	5,351	5,328	5,375	5,434	5,569	Manufacture of jewellery, bijouterie and related articles
26,385	26,487	26,627	26,676	26,786	26,857	27,270	27,293	27,241	27,119	27,119	Manufacture of musical instruments, medical and dental instruments and supplies and other manufacturing n.e.c.
6,288	6,308	6,137	6,181	6,199	6,149	6,263	6,272	6,281	6,272	6,134	Manufacture of stationery
20,097	20,180	20,490	20,496	20,587	20,708	21,006	21,020	20,960	20,847	20,985	Other industry
2,692	2,606	2,614	2,625	2,640	2,605	2,615	2,637	2,639	2,683	2,649	Manufacture of sports goods
4,853	5,006	4,936	4,833	4,925	5,039	5,317	5,337	5,439	5,432	5,371	Manufacture of games and toys
42,529	42,470	42,865	43,097	43,347	43,016	42,826	42,276	41,867	42,353	42,172	Repair of fabricated metal products, machinery and equipment and installation of industrial machinery and equipment
6,754	6,628	6,667	6,724	6,709	6,739	6,640	6,601	6,625	6,625	6,730	Repair and maintenance of transport equipment except motorcycles and bicycles
35,775	35,842	36,198	36,373	36,638	36,276	36,187	35,675	35,242	35,728	35,441	Other industry
2,274,146	2,275,927	2,287,325	2,291,471	2,296,686	2,297,905	2,300,906	2,309,353	2,316,961	2,321,179	2,328,070	Total Manufacturing

Jadual **1.5b** : Bilangan Pekerja Bergaji Sektor Pembuatan Mengikut Kumpulan: Perubahan Peratusan Tahunan
 Table : Number of Paid Employees of Manufacturing Sector by Group: Annual Percentage Change

Kod Kumpulan Group code	Keterangan Kumpulan/Tempoh	2020	2021	2021				2022		
				Q1	Q2	Q3	Q4	Q1	Q2	Q3
101	Pemrosesan dan pengawetan daging	-4.3	1.1	-0.7	1.2	2.0	1.1	-0.02	0.4	-0.1
102	Pemrosesan dan pengawetan ikan, krustasea dan moluska	-9.3	2.2	-1.0	-0.4	-0.1	2.2	-2.3	3.2	3.9
	10201 Pengetinan ikan, krustasea dan moluska &									
	10202 Pemrosesan dan pengawetan ikan, krustasea dan moluska	-7.0	-0.6	-0.3	-0.8	-1.4	-0.6	-3.5	0.9	3.0
	Industri lain	-20.9	19.5	-4.9	2.1	7.9	19.5	4.2	17.0	9.2
103	Pemrosesan dan pengawetan buah-buahan dan sayur - sayuran	5.5	-9.1	-2.5	-7.9	-8.7	-9.1	-9.1	-9.3	-2.1
	10303 Pengetinan nanas &									
	10304 Pembuatan jem, marmalad dan sajian jeli	9.8	-50.6	8.0	6.9	-51.0	-50.6	-57.0	-52.1	-2.9
	Industri lain	5.0	-4.5	-3.6	-9.3	-4.0	-4.5	-3.8	-4.6	-2.1
104	Pembuatan minyak dan lemak daripada sayuran dan haiwan	-1.3	2.9	-1.9	-3.2	-0.3	2.9	3.2	3.1	3.6
	10404 Pembuatan minyak sayuran mentah dan bertapis &									
	10406 Pembuatan sebatian lemak masakan	-1.8	5.5	-2.5	3.5	-0.1	5.5	1.8	4.6	5.0
	10405 Pembuatan minyak kelapa	-1.8	2.9	2.2	0.8	0.3	2.9	3.5	6.8	7.5
	Industri lain	-1.3	2.7	-2.0	-3.7	-0.3	2.7	3.3	2.8	3.4
105	Pembuatan produk tenusu	-4.2	1.8	4.8	4.1	3.2	1.8	-5.2	-4.0	-4.9
	10502 Pembuatan susu pekat, tepung dan sejat	-7.7	3.1	3.9	5.2	4.0	3.1	-5.9	-5.4	-7.0
	Industri lain	7.1	-1.7	7.4	0.9	0.9	-1.7	-3.4	-0.2	0.8
106	Pembuatan produk bijian, kanji dan produk berkanji	1.0	5.1	-0.9	2.2	5.1	5.1	3.2	2.5	1.8
	10611 Pengilangan beras	0.7	4.5	0.9	2.5	8.3	4.5	2.3	2.7	1.6
	10613 Pengilangan tepung	1.4	5.6	-1.1	2.1	2.6	5.6	5.0	2.8	2.1
	Industri lain	0.3	5.2	-7.6	1.0	1.0	5.2	-0.9	-0.1	1.8
107	Pembuatan produk makanan lain	2.2	6.4	4.6	4.7	4.5	6.4	4.8	4.0	4.7
	10711 Pembuatan biskut dan cookies	5.0	18.4	1.6	-1.1	-2.5	18.4	20.8	21.2	21.9
	10712 Pembuatan roti, kek dan produk bakeri lain	-4.8	7.5	-3.8	5.6	6.5	7.5	2.1	-2.3	-1.6
	10713 Pembuatan produk snek	-2.8	-3.8	-1.8	-1.1	-3.6	-3.8	-5.1	-3.1	1.2
	10721 Pembuatan gula	-11.5	-3.2	-10.9	-12.1	0.2	-3.2	-2.7	-3.5	-3.8
	10731 Pembuatan produk koko	-1.7	-5.1	-4.6	-10.8	-12.2	-5.1	-3.8	-1.9	1.8
	10732 Pembuatan coklat dan produk coklat &									
	10733 Pembuatan konfeksi gula	-11.8	-8.0	-8.2	-5.0	-6.2	-8.0	-8.5	-5.5	-2.1
	10793 Pembuatan sos dan bahan perasa	2.7	18.4	17.3	11.3	11.3	18.4	13.5	17.5	14.6
	10799 Pembuatan produk makanan lain f.t.t.l.	8.9	7.6	26.2	19.5	18.5	7.6	14.5	8.1	9.9
	Industri lain	13.4	5.4	9.8	5.6	5.3	5.4	2.1	3.1	2.5
108/ 10800	Pembuatan makanan haiwan tersedia	-4.6	-16.9	-6.8	-6.1	-16.7	-16.9	-16.4	-12.6	-2.5
110	Pembuatan minuman ringan	-10.7	1.7	-10.6	-2.1	0.7	1.7	1.2	3.9	0.7
	11041 Pembuatan minuman ringan	-9.2	0.0	-12.9	-2.7	-2.8	0.0	2.3	3.6	4.0
	11042 Pengeluaran air mineral semulajadi dan minuman lain yang dibotolkan	-11.6	-3.6	-8.6	-6.3	-4.1	-3.6	-5.4	0.5	-4.2
	Industri lain	-18.8	34.0	0.9	17.6	45.2	34.0	11.4	15.1	-6.4
120/ 12000	Pembuatan produk tembakau	-27.4	3.3	-12.8	17.6	11.1	3.3	0.1	1.7	0.2
131	Pemintalan, penenunan dan penyiapan tekstil	-7.4	-0.4	-7.4	-6.7	-2.8	-0.4	-1.8	-1.9	-0.7
	13110 Penyediaan dan pemintalan gentian tekstil &									
	13120 Penenunan tekstil	-2.7	-5.8	-4.2	-5.1	-6.6	-5.8	-7.5	-8.7	-5.6
	13132 Pewarnaan, pelunturan, percetakan dan penyiapan akhir benang dan fabrik	-16.9	26.6	-14.6	-6.9	16.0	26.6	22.8	22.1	15.3
	Industri lain	-23.4	-37.5	-16.1	-27.3	-26.6	-37.5	-30.2	-16.7	-16.3
139	Pembuatan tekstil lain	-4.1	8.2	-1.7	1.4	3.6	8.2	3.2	6.3	4.9
	13910 Pembuatan fabrik dikait dan dikrusye	-5.6	10.9	-3.4	3.4	5.4	10.9	8.4	6.6	4.2
	Industri lain	-3.1	6.5	-0.6	0.1	2.4	6.5	-0.2	6.0	5.4
141	Pembuatan pakaian, kecuali pakaian berbulu	-21.5	1.9	-23.2	-19.0	-8.9	1.9	2.8	6.4	5.8
	14102 Pembuatan pakaian	-26.1	3.2	-27.6	-21.5	-8.0	3.2	3.1	5.6	4.8
	Industri lain	-7.0	-1.3	-9.3	-11.5	-11.3	-1.3	2.1	8.6	8.7
142 & 143	Pembuatan artikel daripada kulit bulu dan pakaian yang dikait dan dikrusye	-23.7	-19.1	-30.8	-12.2	-20.1	-19.1	-12.1	-10.6	4.9
151 (15110 & 15120)	Penyamakan dan pembersihan kulit, pembuatan begasi, beg tangan, pelana dan abah-abah pembersihan dan pewarnaan bulu	0.04	7.7	0.4	2.7	7.4	7.7	5.8	2.6	-1.5
152	Pembuatan kasut	-5.0	0.3	-5.0	-5.5	-0.9	0.3	0.9	8.3	9.3
	15201 Pembuatan kasut kulit &									
	15203 Pembuatan kasut getah	-6.7	-2.0	-7.6	-5.9	-4.2	-2.0	0.4	9.2	13.0
	Industri lain	-2.9	3.2	-1.6	-5.1	3.0	3.2	1.4	7.1	5.1
161/ 16100	Pengilangan dan pengetaman kayu	-6.4	4.2	-6.6	-5.9	2.9	4.2	3.6	10.4	0.6

2021		2022		2021							Group Description/Period
(Jan. - Nov.)	(Jan. - Nov.)	Jan.	Feb.	Mar.	Apr.	May	Jun	Jul.	Aug.	Sep.	
1.9	4.0	2.2	0.1	-0.7	-0.2	0.5	1.2	1.4	0.8	2.0	Processing and preserving of meat
0.5	5.8	0.4	-1.4	-1.0	5.5	3.6	-0.4	-0.4	-1.1	-0.1	Processing and preserving of fish, crustaceans and molluscs
											<i>Canning of fish, crustaceans and molluscs</i>
-1.9	6.3	2.0	-0.2	-0.3	4.2	2.5	-0.8	-1.1	-1.7	-1.4	<i>Processing, curing and preserving of fish, crustacean and molluscs</i>
15.0	3.4	-7.8	-7.7	-4.9	13.9	10.4	2.1	3.5	3.0	7.9	<i>Other industry</i>
-10.5	-0.2	-4.5	-4.4	-2.5	-14.5	-8.0	-7.9	-1.0	-9.8	-8.7	Processing and preserving of fruits and vegetable
											<i>Pineapple canning</i>
-51.5	-1.8	6.2	7.5	8.0	9.1	7.2	6.9	-3.2	-49.5	-51.0	<i>Manufacture of jams, marmalades and table jellies</i>
-6.0	-0.2	-5.6	-5.6	-3.6	-16.5	-9.4	-9.3	-0.8	-5.7	-4.0	<i>Other industry</i>
2.0	5.9	-3.9	-3.7	-1.9	-2.9	-2.2	-3.2	-1.6	-1.9	-0.3	Manufacture of vegetable and animal oils and fats
											<i>Manufacture of crude and refined vegetable oil</i>
5.3	6.1	-8.2	-3.8	-2.5	5.6	10.4	3.5	0.8	1.1	-0.1	<i>Manufacture of compound cooking fats</i>
2.91	4.5	-2.4	2.2	2.2	1.4	1.1	0.8	0.0	0.2	0.3	<i>Manufacture of coconut oil</i>
1.8	6.0	-3.7	-3.9	-2.0	-3.5	-2.9	-3.7	-1.8	-2.1	-0.3	<i>Other industry</i>
1.4	0.8	-2.5	-0.5	4.8	5.3	4.0	4.1	3.6	3.2	3.2	Manufacture of dairy products
2.4	-1.2	-2.9	-2.1	3.9	6.2	4.8	5.2	4.5	4.3	4.0	<i>Manufacture of condensed, powdered and evaporated milk</i>
-1.5	6.5	-1.1	4.6	7.4	2.8	2.1	0.9	0.9	0.2	0.9	<i>Other industry</i>
4.2	3.7	-0.3	-0.3	-0.9	-1.1	0.7	2.2	2.1	3.6	5.1	Manufacture of grain mill products, starches and starch products
5.0	7.5	1.5	1.3	0.9	-0.4	2.1	2.5	2.0	6.0	8.3	<i>Rice milling</i>
4.6	2.3	-1.5	-0.8	-1.1	0.6	1.9	2.1	2.1	2.2	2.6	<i>Flour milling</i>
-0.7	-7.6	-3.5	-5.3	-7.6	-10.6	-10.1	1.0	2.5	-2.1	1.0	<i>Other industry</i>
6.9	4.5	3.6	4.5	4.6	6.0	5.2	4.7	4.5	4.7	4.5	Manufacture of other food products
18.7	0.7	0.8	1.7	1.6	-0.01	-0.6	-1.1	-4.2	-4.1	-2.5	<i>Manufacture of biscuits and cookies</i>
7.5	2.1	-5.6	-3.9	-3.8	1.4	2.8	5.6	5.2	7.0	6.5	<i>Manufacture of bread, cakes and other bakery products</i>
-4.3	3.0	-1.8	-1.4	-1.8	-2.5	-2.8	-1.1	-2.9	-3.0	-3.6	<i>Manufacture of snack products</i>
-4.6	-1.5	-12.3	-11.3	-10.9	-11.3	-11.9	-12.1	-0.6	0.3	0.2	<i>Manufacture of sugar</i>
-5.8	-0.6	-4.5	-3.3	-4.6	-4.5	-6.0	-10.8	-10.7	-11.6	-12.2	<i>Manufacture of cocoa products</i>
											<i>Manufacture of chocolate and chocolate products</i>
-8.5	-2.0	-6.9	-9.1	-8.2	-6.6	-4.0	-5.0	-4.9	-5.0	-6.2	<i>Manufacture of sugar confectionery</i>
16.9	15.3	20.6	18.3	17.3	16.3	14.8	11.3	10.8	11.4	11.3	<i>Manufacture of sauces and condiments</i>
12.8	10.4	20.7	25.1	26.2	27.1	25.5	19.5	19.3	16.4	18.5	<i>Manufacture of other food products n.e.c.</i>
6.0	5.2	9.5	10.2	9.8	10.4	6.6	5.6	6.5	6.5	5.3	<i>Other industry</i>
-15.7	3.1	-8.5	-8.2	-6.8	-3.0	-4.0	-6.1	-4.8	-16.5	-16.7	Manufacture of prepared animal feeds
1.9	1.9	-11.5	-11.4	-10.6	-2.5	-1.5	-2.1	-3.6	-1.0	0.7	Manufacture of beverages
-0.1	3.0	-13.4	-13.9	-12.9	-3.0	-4.0	-2.7	-4.9	-4.9	-2.8	<i>Manufacture of soft drinks</i>
-4.5	-1.9	-9.5	-9.3	-8.6	-3.1	-2.7	-6.3	-5.1	-5.1	-4.1	<i>Production of natural mineral waters and other bottled waters</i>
42.8	4.2	-3.5	1.0	0.9	2.1	23.9	17.6	12.3	43.7	45.2	<i>Other industry</i>
1.2	0.9	-22.4	-11.5	-12.8	19.4	18.0	17.6	14.7	10.4	11.1	Manufacture of tobacco products
-3.3	-0.04	-10.9	-9.1	-7.4	-1.6	-2.4	-6.7	-5.4	-3.8	-2.8	Spinning, weaving and finishing of textiles
											<i>Preparation and spinning of textile fibres</i>
-6.5	-2.9	-7.6	-5.4	-4.2	-2.3	-3.4	-5.1	-5.5	-6.6	-6.6	<i>Weaving of textiles</i>
17.5	8.5	-20.4	-18.3	-14.6	-13.5	-8.4	-6.9	3.6	7.9	16.0	<i>Dyeing, bleaching, printing and finishing of yarns and fabrics</i>
-42.0	-5.6	-12.0	-14.8	-16.1	284.6	72.1	-27.3	-41.0	-14.2	-26.6	<i>Other industry</i>
8.1	3.1	-4.4	-6.1	-1.7	3.6	3.0	1.4	2.3	1.3	3.6	Manufacture of other textiles
9.8	-0.3	-1.7	-3.0	-3.4	2.0	2.0	3.4	3.8	1.9	5.4	<i>Manufacture of knitted and crocheted fabrics</i>
6.9	5.5	-6.1	-8.0	-0.6	4.7	3.6	0.1	1.4	0.9	2.4	<i>Other industry</i>
1.3	2.5	-23.9	-23.4	-23.2	-16.3	-16.5	-19.0	-14.1	-6.3	-8.9	Manufacture of wearing apparel, except fur
2.5	2.1	-28.5	-27.7	-27.6	-21.6	-21.2	-21.5	-15.8	-5.3	-8.0	<i>Manufacture of clothings</i>
-1.9	3.5	-9.7	-9.9	-9.3	0.9	-1.3	-11.5	-9.2	-8.9	-11.3	<i>Other industry</i>
-19.1	5.1	-28.1	-29.2	-30.8	-13.8	-13.0	-12.2	-4.9	-20.5	-20.1	Manufacture of articles of fur, knitted and crocheted apparel
											<i>Tanning and dressing of leather; manufacture of luggage, handbags, saddlery and harness; dressing and dyeing of fur</i>
9.6	-5.4	-0.4	0.5	0.4	4.0	6.1	2.7	0.1	4.4	7.4	
-0.01	8.7	-4.5	-6.0	-5.0	0.4	-1.6	-5.5	-3.6	-2.5	-0.9	Manufacture of footwear
											<i>Manufacture of leather footwear</i>
-1.5	10.6	-5.2	-10.1	-7.6	4.0	-0.2	-5.9	-4.3	-3.4	-4.2	<i>Manufacture of rubber footwear</i>
1.9	6.3	-3.7	-0.3	-1.6	-3.8	-3.4	-5.1	-2.7	-1.5	3.0	<i>Other industry</i>
3.5	0.2	-10.2	-9.8	-6.6	12.5	4.2	-5.9	-1.1	1.2	2.9	Sawmilling and planing of wood

Kod Kumpulan Group code	Keterangan Kumpulan/Tempoh	Okt.	Nov.	Dis.	Jan.	Feb.
101	Pemprosesan dan pengawetan daging	2.5	1.9	1.1	1.3	1.4
102	Pemprosesan dan pengawetan ikan, krustasea dan moluska	-0.1	0.5	2.2	-0.3	-2.2
10201 & 10202	Pengetinan ikan, krustasea dan moluska	-1.6	-1.9	-0.6	-1.0	-3.2
	Pemprosesan dan pengawetan ikan, krustasea dan moluska	9.3	15.0	19.5	3.3	3.3
	Industri lain					
103	Pemprosesan dan pengawetan buah-buahan dan sayur - sayuran	-10.3	-10.5	-9.1	-8.4	-8.1
10303 & 10304	Pengetinan nanas	-50.9	-51.5	-50.6	-54.2	-54.2
	Pembuatan jem, marmalad dan sajian jeli	-5.8	-6.0	-4.5	-3.4	-3.0
	Industri lain					
104	Pembuatan minyak dan lemak daripada sayuran dan haiwan	0.4	2.0	2.9	2.7	3.3
10404 & 10406	Pembuatan minyak sayuran mentah dan bertapis	0.1	5.3	5.5	5.1	5.4
	Pembuatan sebatian lemak masakan					
10405	Pembuatan minyak kelapa	0.0	2.9	2.9	3.2	3.0
	Industri lain	0.4	1.8	2.7	2.5	3.2
105	Pembuatan produk tenusu	1.7	1.4	1.8	-4.0	-5.0
10502	Pembuatan susu pekat, tepung dan sejat	2.5	2.4	3.1	-5.0	-5.8
	Industri lain	-0.3	-1.5	-1.7	-0.8	-2.8
106	Pembuatan produk bijian, kanji dan produk berkanji	5.5	4.2	5.1	2.6	3.3
10611	Pengilangan beras	9.4	5.0	4.5	0.4	2.1
10613	Pengilangan tepung	2.2	4.6	5.6	6.1	5.6
	Industri lain	2.2	-0.7	5.2	-2.0	-1.1
107	Pembuatan produk makanan lain	5.9	6.9	6.4	4.5	4.1
10711	Pembuatan biskut dan cookies	0.7	18.7	18.4	19.3	20.0
10712	Pembuatan roti, kek dan produk bakeri lain	7.1	7.5	7.5	6.7	2.7
10713	Pembuatan produk snek	-4.2	-4.3	-3.8	-6.4	-5.9
10721	Pembuatan gula	-2.7	-4.6	-3.2	-2.9	-2.6
10731	Pembuatan produk koko	-9.1	-5.8	-5.1	-4.5	-3.5
10732 & 10733	Pembuatan coklat dan produk coklat	-2.6	-8.5	-8.0	-10.6	-10.0
	Pembuatan konfeksi gula					
10793	Pembuatan sos dan bahan perasa	11.5	16.9	18.4	6.8	11.1
10799	Pembuatan produk makanan lain f.t.t.l.	20.0	12.8	7.6	7.8	7.9
	Industri lain	6.8	6.0	5.4	3.3	3.4
108/10800	Pembuatan makanan haiwan tersedia	-13.3	-15.7	-16.9	-15.4	-16.1
110	Pembuatan minuman ringan	1.6	1.9	1.7	0.8	1.3
11041	Pembuatan minuman ringan	-0.4	-0.1	0.0	0.3	2.2
11042	Pengeluaran air mineral semulajadi dan minuman lain yang dibotolkan	-5.2	-4.5	-3.6	-4.2	-6.6
	Industri lain	41.1	42.8	34.0	17.9	16.8
120/12000	Pembuatan produk tembakau	7.5	1.2	3.3	3.6	0.2
131	Pemintalan, penenunan dan penyiapan tekstil	-2.3	-3.3	-0.4	-0.9	-2.1
13110 & 13120	Penyediaan dan pemintalan gentian tekstil	-7.2	-6.5	-5.8	-6.9	-7.4
	Penenunan tekstil					
13132	Pewarnaan, pelunturan, percetakan dan penyiapan akhir benang dan fabrik	21.4	17.5	26.6	27.6	22.0
	Industri lain	-29.2	-42.0	-37.5	-32.4	-29.9
139	Pembuatan tekstil lain	4.9	8.1	8.2	3.4	3.9
13910	Pembuatan fabrik dikait dan dikrusye	7.3	9.8	10.9	8.3	8.5
	Industri lain	3.4	6.9	6.5	0.3	0.9
141	Pembuatan pakaian, kecuali pakaian berbulu	-7.2	1.3	1.9	2.3	2.7
14102	Pembuatan pakaian	-6.3	2.5	3.2	2.5	2.9
	Industri lain	-9.6	-1.9	-1.3	1.8	2.2
142 & 143	Pembuatan artikel daripada kulit bulu dan pakaian yang dikait dan dikrusye	-22.9	-19.1	-19.1	-13.2	-14.7
151 (15110 & 15120)	Penyamakan dan pembersihan kulit, pembuatan begasi, beg tangan, pelana dan abah-abah pembersihan dan pewarnaan bulu	9.9	9.6	7.7	7.1	6.1
152	Pembuatan kasut	0.4	0.0	0.3	1.1	2.2
15201 & 15203	Pembuatan kasut kulit	-2.0	-1.5	-2.0	0.8	1.2
	Pembuatan kasut getah					
	Industri lain	3.5	1.9	3.2	1.6	3.5
161/16100	Pengilangan dan pengetaman kayu	3.0	3.5	4.2	4.4	3.8

2022									Group Description/Period
Mac	Apr.	Mei	Jun	Jul.	Ogo.	Sep.	Okt.	Nov.	
0.0	-0.1	0.4	0.4	-0.8	0.3	-0.1	2.7	4.0	Processing and preserving of meat
-2.3	-0.1	0.8	3.2	3.9	4.8	3.9	4.9	5.8	Processing and preserving of fish, crustaceans and molluscs Canning of fish, crustaceans and molluscs
-3.5	-1.0	-0.4	0.9	2.3	3.3	3.0	4.4	6.3	Processing, curing and preserving of fish, crustacean and molluscs
4.2	5.1	7.8	17.0	12.8	13.4	9.2	7.3	3.4	Other industry
-9.1	-10.1	-9.1	-9.3	-8.7	-3.8	-2.1	-0.5	-0.2	Processing and preserving of fruits and vegetable Pineapple canning
-57.0	-53.7	-54.1	-52.1	-52.0	-4.9	-2.9	-3.4	-1.8	Manufacture of jams, marmalades and table jellies
-3.8	-5.3	-4.2	-4.6	-4.1	-3.7	-2.1	-0.3	-0.2	Other industry
3.2	3.0	2.7	3.1	3.2	3.7	3.6	5.9	5.9	Manufacture of vegetable and animal oils and fats Manufacture of crude and refined vegetable oil
1.8	2.7	3.5	4.6	5.4	4.6	5.0	4.9	6.1	Manufacture of compound cooking fats
3.5	6.4	6.8	6.8	8.0	7.0	7.5	7.5	4.5	Manufacture of coconut oil
3.3	2.9	2.6	2.8	3.0	3.5	3.4	5.9	6.0	Other industry
-5.2	-5.7	-5.0	-4.0	-3.9	-5.1	-4.9	-0.03	0.8	Manufacture of dairy products Manufacture of condensed, powdered and evaporated milk
-5.9	-6.1	-5.8	-5.4	-5.6	-7.2	-7.0	-2.5	-1.2	Other industry
-3.4	-4.3	-2.9	-0.2	1.0	1.1	0.8	6.8	6.5	Other industry
3.2	4.0	2.3	2.5	2.8	2.1	1.8	1.6	3.7	Manufacture of grain mill products, starches and starch products
2.3	4.1	2.6	2.7	3.2	1.5	1.6	2.0	7.5	Rice milling
5.0	4.8	2.4	2.8	3.3	2.9	2.1	2.0	2.3	Flour milling
-0.9	0.1	-0.3	-0.1	-1.9	1.0	1.8	-2.1	-7.6	Other industry
4.8	3.8	4.4	4.0	3.9	4.6	4.7	5.4	4.5	Manufacture of other food products Manufacture of biscuits and cookies
20.4	19.0	19.7	21.2	23.2	23.4	21.9	17.7	0.7	Manufacture of bread, cakes and other bakery products
2.1	1.7	1.9	-2.3	-1.8	-1.5	-1.6	1.7	2.1	Manufacture of snack products
-5.1	-4.1	-4.0	-3.1	-2.2	-2.4	1.2	3.2	3.0	Manufacture of sugar
-2.7	-3.5	-2.5	-3.5	-3.3	-3.2	-3.8	-1.4	-1.5	Manufacture of cocoa products
-3.8	-2.6	-1.1	-1.9	-1.3	1.1	1.8	1.4	-0.6	Manufacture of chocolate and chocolate products
-8.5	-8.9	-8.8	-5.5	-4.4	-2.8	-2.1	-2.5	-2.0	Manufacture of sugar confectionery
13.5	12.1	16.0	17.5	16.7	16.6	14.6	14.4	15.3	Manufacture of sauces and condiments
14.5	8.6	9.2	8.1	7.5	9.8	9.9	11.0	10.4	Manufacture of other food products n.e.c.
2.1	1.9	2.2	3.1	1.7	2.4	2.5	2.5	5.2	Other industry
-16.4	-13.6	-12.8	-12.6	-14.4	-2.3	-2.5	-0.01	3.1	Manufacture of prepared animal feeds
1.2	3.2	3.4	3.9	3.7	0.8	0.7	2.2	1.9	Manufacture of beverages Manufacture of soft drinks
2.3	4.2	4.8	3.6	5.1	4.3	4.0	3.9	3.0	Production of natural mineral waters and other bottled waters
-5.4	-4.2	-3.8	0.5	-3.7	-4.3	-4.2	-0.2	-1.9	Other industry
11.4	17.1	13.7	15.1	14.7	-6.7	-6.4	-1.8	4.2	Other industry
0.1	1.1	0.7	1.7	4.6	4.5	0.2	0.4	0.9	Manufacture of tobacco products
-1.8	-3.0	-3.5	-1.9	-1.2	-2.0	-0.7	-1.1	-0.04	Spinning, weaving and finishing of textiles Preparation and spinning of textile fibres
-7.5	-8.7	-9.3	-8.7	-8.0	-6.1	-5.6	-4.4	-2.9	Weaving of textiles
22.8	21.3	21.9	22.1	18.9	15.2	15.3	9.5	8.5	Dyeing, bleaching, printing and finishing of yarns and fabrics
-30.2	-31.2	-32.6	-16.7	2.3	-29.6	-16.3	-16.5	-5.6	Other industry
3.2	3.8	3.8	6.3	5.7	5.8	4.9	4.5	3.1	Manufacture of other textiles Manufacture of knitted and crocheted fabrics
8.4	7.3	6.5	6.6	6.1	6.3	4.2	1.2	-0.3	Other industry
-0.2	1.4	2.1	6.0	5.4	5.5	5.4	6.8	5.5	Other industry
2.8	2.5	2.0	6.4	6.0	4.2	5.8	5.2	2.5	Manufacture of wearing apparel, except fur Manufacture of clothings
3.1	2.5	1.8	5.6	4.9	2.8	4.8	4.5	2.1	Other industry
2.1	2.5	2.6	8.6	8.9	8.0	8.7	7.1	3.5	Other industry
-12.1	-10.9	-10.5	-10.6	-10.3	4.5	4.9	5.0	5.1	Manufacture of articles of fur, knitted and crocheted apparel Tanning and dressing of leather; manufacture of luggage, handbags, saddlery and harness; dressing and dyeing of fur
5.8	4.5	2.9	2.6	3.4	1.1	-1.5	-4.3	-5.4	Manufacture of footwear
0.9	1.1	2.9	8.3	8.7	10.3	9.3	8.5	8.7	Manufacture of leather footwear
0.4	-1.0	0.1	9.2	9.4	11.3	13.0	11.3	10.6	Manufacture of rubber footwear
1.4	3.9	6.4	7.1	8.0	9.1	5.1	5.2	6.3	Other industry
3.6	2.8	3.3	10.4	3.5	2.2	0.6	0.3	0.2	Sawmilling and planing of wood

Kod Kumpulan Group code	Keterangan Kumpulan/Tempoh	2020	2021	2021				2022		
				Q1	Q2	Q3	Q4	Q1	Q2	Q3
162	Pembuatan produk daripada kayu, gabus, jerami dan bahan jalinan lain	-8.4	2.0	-8.7	-2.6	-0.4	2.0	0.6	1.7	-0.1
16211	Pembuatan kepingan venier dan papan lapis	-13.3	1.0	-15.6	-6.4	-1.2	1.0	1.2	2.3	-1.2
16212	Pembuatan papan partikel dan papan gentian	-12.8	-2.7	-8.6	-7.6	-8.8	-2.7	-1.5	5.3	5.0
16221	Pertukangan kayu untuk jurubina	4.7	-0.1	8.7	7.1	5.3	-0.1	-13.6	-14.0	-15.7
	Industri lain	1.1	10.3	1.6	4.1	2.1	10.3	15.0	14.4	17.4
170	Pembuatan kertas dan produk kertas	-4.8	3.5	-3.1	2.7	2.9	3.5	3.0	4.4	5.1
17010	Pembuatan pulpa, kertas dan kertas tebal	2.9	7.3	2.7	1.8	1.2	7.3	4.9	8.6	8.8
17020	Pembuatan kertas gelugur dan kertas tebal dan bekas daripada kertas dan kertas tebal	-6.1	1.5	-3.8	5.0	2.5	1.5	2.1	2.3	5.6
17091	Pembuatan sampul surat dan kad surat	-9.5	-5.9	-6.2	2.7	0.1	-5.9	-7.8	-4.0	-0.7
17092	Pembuatan kertas kegunaan rumah dan pembersih peribadi	-5.6	6.0	-7.1	1.0	1.5	6.0	4.3	3.2	4.9
17093	Pembuatan kertas bergam atau pelekat yang berjalur atau bergulung dan label dan kertas dinding	-8.5	7.3	-1.6	1.9	11.6	7.3	4.4	9.8	0.9
	Industri lain	-2.6	-0.03	-1.4	-1.0	0.2	-0.03	3.1	4.9	5.9
181 & 182	Percetakan, aktiviti perkhidmatan berkaitan percetakan dan penerbitan semula media rakaman	-1.6	3.7	-1.2	-0.4	-1.9	3.7	3.1	4.5	4.7
18110	Percetakan	-2.9	4.6	-1.9	0.3	-1.3	4.6	4.0	5.8	6.2
18120	Aktiviti perkhidmatan berkaitan percetakan &	4.6	0.1	1.8	-3.2	-4.6	0.1	-0.6	-1.0	-1.2
18200	Penerbitan semula media rakaman									
192 (19201 & 19202)	Pembuatan produk petroleum bertapis	-7.2	2.8	-4.5	5.7	5.1	2.8	3.0	2.7	2.9
201	Pembuatan kimia asas, baja dan sebatian nitrogen, plastik dan getah sintetik dalam bentuk primer	-7.3	-7.8	-10.5	-1.4	-3.4	-7.8	-3.5	-1.8	-2.4
20111	Pembuatan gas perindustrian atau perubatan bukan organik dalam bentuk cecair atau mampat	-7.2	-18.3	-3.1	12.2	11.8	-18.3	-22.8	-21.3	-23.0
20112	Pembuatan kimia organik asas	-1.8	8.8	-2.1	2.6	1.8	8.8	10.1	11.7	12.3
20113	Pembuatan sebatian bukan organik									
20121	Pembuatan baja	-5.2	-17.1	-1.4	-1.3	-2.6	-17.1	-16.0	-15.8	-17.2
20129	Pembuatan produk campuran nitrogen									
20131	Pembuatan plastik dalam bentuk primer	-15.5	-18.9	-30.8	-13.4	-18.3	-18.9	-2.6	-2.4	-2.6
	Industri lain	-1.9	14.2	8.1	3.5	2.9	14.2	14.2	27.2	23.5
202 & 203	Pembuatan produk kimia lain dan serat buatan manusia	-5.1	8.3	2.4	6.0	3.4	8.3	3.6	3.8	4.1
20210	Pembuatan racun perosak dan produk agrokimia lain	-0.7	18.0	14.8	12.8	10.7	18.0	1.3	1.5	0.5
20221	Pembuatan cat, varnis dan penyadur dan mastik	-14.6	-6.2	3.4	-2.1	-2.9	-6.2	-7.1	-7.9	-6.5
20222	Pembuatan dakwat cetak	-3.2	24.4	20.9	22.1	21.6	24.4	18.6	15.4	15.7
20231	Pembuatan sabun dan bahan pencuci, penyediaan membersihkan dan mengilat	-1.5	0.1	0.4	5.1	-0.8	0.1	-2.0	-2.0	1.1
20232	Pembuatan pewangi dan penyediaan dandanan diri									
20291	Pembuatan plat fotografi, filem, sensitized paper dan other sensitized unexposed materials									
20292	Pembuatan dakwat menulis dan melukis	-4.2	26.7	-3.5	7.4	7.9	26.7	17.6	18.5	13.7
20299	Pembuatan produk kimia lain t.t.t.l.									
	Industri lain	5.6	-11.5	-2.2	0.3	0.3	-11.5	-5.9	-8.2	-7.2
210	Pembuatan produk farmaseutikal, kimia perubatan dan botani	9.5	7.5	11.6	11.6	11.8	7.5	5.9	6.6	8.6
21001	Pembuatan bahan aktif ubat-ubatan untuk digunakan oleh bidang farmakologi dalam pembuatan ubat-ubatan	10.3	8.5	11.6	10.8	9.8	8.5	5.8	5.8	8.7
	Industri lain	7.6	4.9	11.6	13.6	16.6	4.9	6.1	8.5	8.3
221	Pembuatan produk getah	3.2	0.7	3.9	6.2	3.5	0.7	1.7	-0.5	0.2
22111	Pembuatan tayar getah untuk kenderaan	-10.1	-3.7	-11.8	1.0	-10.1	-3.7	-0.5	-4.3	-5.1
22112	Pembuatan bunga tayar yang boleh ditukar ganti dan tayar celup	5.3	2.9	-3.5	-15.3	-6.4	2.9	1.0	2.6	4.1
22191	Pembuatan produk lain daripada getah asli atau sintetik, tidak divulkan, divulkan atau dikeraskan	3.8	-6.7	2.3	-0.7	-5.0	-6.7	-7.1	-5.5	0.4
22193	Pengilangan semula getah dan prosesan susu getah									
22192	Pembuatan sarung tangan getah	2.7	0.1	3.7	7.7	7.5	0.1	2.7	0.8	-0.6
22199	Pembuatan produk getah lain yang t.t.t.l.	7.5	7.3	10.3	10.5	4.6	7.3	5.4	0.1	2.8
222	Pembuatan produk plastik	3.6	-0.2	3.9	1.3	-1.7	-0.2	0.1	1.0	4.3
22201	Pembuatan produk plastik separa siap									
22202	Pembuatan produk plastik siap	2.9	-5.2	5.0	4.0	-3.3	-5.2	2.0	5.6	8.8
22203	Pembuatan artikel plastik untuk pembungkusan	5.9	4.0	5.6	1.6	-0.4	4.0	3.7	3.5	6.8
22204	Pembuatan barangan plastik jurubina	-7.2	0.2	-3.0	-0.7	0.004	0.2	4.1	7.0	7.9
22205	Pembuatan pinggan mangkuk, peralatan dapur dan barangan tandas daripada plastik	7.9	0.7	10.2	3.8	0.4	0.7	13.2	17.9	20.8
22209	Pembuatan pelbagai produk plastik t.t.t.l.	2.0	-0.9	1.1	-1.1	-2.3	-0.9	-7.4	-8.3	-4.9
231 (23101 & 23102 & 23109)	Pembuatan kaca dan produk kaca	-4.4	5.5	-0.5	0.1	-1.5	5.5	4.1	12.6	17.6

2021	2022	2021									Group Description/Period
(Jan. - Nov.)	(Jan. - Nov.)	Jan.	Feb.	Mar.	Apr.	Mei	Jun	Jul.	Ogo.	Sep.	
2.8	0.04	-9.2	-9.7	-8.7	-2.2	0.1	-2.6	-1.4	-0.8	-0.4	Manufacture of products of wood, cork, straw and plaiting materials
0.6	1.4	-14.3	-16.0	-15.6	-7.1	-3.1	-6.4	-3.7	-2.3	-1.2	Manufacture of veneer sheets and plywood
-3.5	-2.4	-12.5	-9.4	-8.6	-7.2	-4.7	-7.6	-7.4	-7.5	-8.8	Manufacture of particle board and fibreboard
1.8	-10.1	0.6	3.3	8.7	9.5	8.9	7.1	4.6	4.8	5.3	Manufacture of builders' carpentry
15.3	6.5	2.8	1.4	1.6	8.0	5.9	4.1	4.4	2.8	2.1	Other industry
4.9	3.3	-4.7	-4.0	-3.1	5.0	4.5	2.7	2.1	2.2	2.9	Manufacture of paper and paper products
8.2	3.9	-0.5	-3.7	2.7	7.2	3.3	1.8	0.8	0.5	1.2	Manufacture of pulp, paper and paperboard
2.7	6.2	-2.9	-4.0	-3.8	5.4	6.2	5.0	0.5	1.8	2.5	Manufacture of corrugated paper and paperboard and of containers of paper and paperboard
-5.6	-3.1	-4.0	-4.3	-6.2	3.2	0.9	2.7	6.6	5.0	0.1	Manufacture of envelopes and letter-card
8.5	-3.3	-11.4	-6.9	-7.1	0.7	1.8	1.0	1.2	0.4	1.5	Manufacture of household and personal hygiene paper
8.2	3.9	-6.9	-1.9	-1.6	8.6	7.7	1.9	9.7	10.1	11.6	Manufacture of gummed or adhesive paper in strips or rolls and labels and wall paper
0.8	5.1	-0.8	-1.0	-1.4	5.0	2.4	-1.0	0.9	-1.3	0.2	Other industry
2.8	4.1	-4.5	-3.8	-1.2	3.9	3.4	-0.4	-2.1	-1.8	-1.9	Printing, service activities related to printing and reproduction of recorded media
3.6	5.2	-5.1	-4.8	-1.9	4.9	4.5	0.3	-1.5	-1.3	-1.3	Printing
-0.4	-0.7	-1.6	0.4	1.8	0.0	-0.6	-3.2	-4.3	-3.9	-4.6	Service activities related to printing
											Reproduction of recorded media
3.4	4.1	-7.3	-7.1	-4.5	2.7	5.1	5.7	5.1	5.2	5.1	Manufacture of refined petroleum products
-7.2	1.3	-13.0	-11.2	-10.5	-0.5	-1.3	-1.4	-2.9	-3.0	-3.4	Manufacture of basic chemicals, fertilizer and nitrogen compounds, plastics and synthetic rubber in primary forms
-18.0	5.0	-2.6	-3.0	-3.1	14.1	11.8	12.2	13.8	12.3	11.8	Manufacture of liquefied or compressed inorganic industrial or medical gases
											Manufacture of basic organic chemicals
9.3	7.8	-3.7	-3.0	-2.1	5.5	3.2	2.6	2.2	2.4	1.8	Manufacture of inorganic compounds
											Manufacture of fertilizers
-15.0	-15.9	-7.6	-2.0	-1.4	-3.7	-1.4	-1.3	-1.7	-2.1	-2.6	Manufacture of associated nitrogen products
-18.7	0.1	-32.4	-31.5	-30.8	-12.9	-13.8	-13.4	-17.9	-17.9	-18.3	Manufacture of plastics in primary forms
11.8	14.1	-1.9	5.2	8.1	5.1	4.8	3.5	1.5	1.7	2.9	Other industry
7.8	3.2	-3.0	-3.9	2.4	6.2	6.6	6.0	4.1	3.2	3.4	Manufacture of other chemical products and man-made fibres
17.4	1.6	17.9	15.2	14.8	14.9	14.5	12.8	11.7	10.9	10.7	Manufacture of pesticides and other agrochemical products
-5.2	-2.7	-12.1	-13.7	3.4	-2.6	-1.7	-2.1	-1.4	-2.2	-2.9	Manufacture of paints, varnishes and similar coatings ink and
24.0	15.1	-2.9	-1.7	20.9	19.4	19.9	22.1	22.4	21.8	21.6	Manufacture of printing ink
											Manufacture of soap and detergents, cleaning and polishing preparations
-0.3	4.7	-0.8	-1.9	0.4	6.7	6.7	5.1	1.0	-0.7	-0.8	Manufacture of perfumes and toilet preparations
											Manufacture of photographic plates, films, sensitized paper and other sensitized unexposed materials
25.0	1.9	-3.9	-4.2	-3.5	6.6	6.9	7.4	5.7	6.3	7.9	Manufacture of writing and drawing ink
											Manufacture of other chemical products n.e.c.
-10.9	-7.9	-0.8	-1.5	-2.2	-0.1	2.1	0.3	-1.3	-1.3	0.3	Other industry
7.0	9.7	9.7	10.7	11.6	13.2	12.0	11.6	12.4	12.7	11.8	Manufacture of pharmaceuticals, medicinal chemical and botanical products
8.8	7.1	10.2	11.8	11.6	12.7	11.2	10.8	11.8	11.5	9.8	Manufacture of medicinal active substances to be used for their pharmacological properties in the manufacture of medicaments
2.5	16.4	8.4	7.9	11.6	14.5	14.1	13.6	14.1	15.6	16.6	Other industry
1.0	-0.5	2.7	3.2	3.9	7.5	6.6	6.2	5.0	4.5	3.5	Manufacture of rubber products
-8.3	-4.0	-7.5	-10.7	-11.8	-3.4	-0.6	1.0	-9.8	-9.9	-10.1	Manufacture of rubber tyres for vehicles
2.8	3.5	2.9	-1.3	-3.5	-5.3	-8.6	-15.3	-11.6	-8.8	-6.4	Manufacture of interchangeable tyre treads and retreading rubber tyres
											Manufacture of other products of natural or synthetic rubber, unvulcanized, vulcanized or hardened
-7.6	5.2	0.1	1.0	2.3	0.2	-0.6	-0.7	-0.6	-1.6	-5.0	Rubber remilling and latex processing
1.2	-1.20	1.9	2.5	3.7	8.6	7.6	7.7	6.9	6.6	7.5	Manufacture of rubber gloves
7.6	-1.5	8.7	10.3	10.3	14.0	12.2	10.5	9.3	8.5	4.6	Manufacture of other rubber products n.e.c.
-0.3	3.4	4.2	3.6	3.9	4.3	2.8	1.3	0.0	-1.2	-1.7	Manufacture of plastics products
											Manufacture of semi-manufactures of plastic products
-4.7	10.9	2.6	5.4	5.0	8.2	6.9	4.0	1.5	-3.5	-3.3	Manufacture of finished plastic products
3.3	4.4	6.5	5.7	5.6	3.5	2.6	1.6	-0.2	-0.4	-0.4	Manufacture of plastic articles for the packing of goods
-0.6	9.1	-9.0	-3.6	-3.0	5.9	-4.7	-0.7	1.1	1.1	0.0	Manufacture of builders' plastics ware
1.5	11.2	8.6	8.8	10.2	9.5	7.2	3.8	-0.6	0.6	0.4	Manufacture of plastic tableware, kitchenware and toilet articles
-0.8	-4.3	3.3	0.1	1.1	1.3	0.0	-1.1	-0.7	-1.0	-2.3	Manufacture of diverse plastic products n.e.c.
0.7	16.3	-4.4	-2.6	-0.5	2.4	1.5	0.1	0.0	0.1	-1.5	Manufacture of glass and glass products

Kod Kumpulan Group code	Keterangan Kumpulan/Tempoh	Okt.	Nov.	Dis.	Jan.	Feb.
162	Pembuatan produk daripada kayu, gabus, jerami dan bahan jalinan lain	2.1	2.8	2.0	1.2	1.9
16211	Pembuatan kepingan venier dan papan lapis	0.2	0.6	1.0	0.0	0.5
16212	Pembuatan papan partikel dan papan gentian	-4.1	-3.5	-2.7	-1.1	-0.8
16221	Pertukangan kayu untuk jurubina	5.8	1.8	-0.1	-4.9	-3.7
	Industri lain	9.2	15.3	10.3	12.7	14.3
170	Pembuatan kertas dan produk kertas	3.0	4.9	3.5	2.8	3.0
17010	Pembuatan pulpa, kertas dan kertas tebal	7.5	8.2	7.3	7.0	5.4
17020	Pembuatan kertas gelugur dan kertas tebal dan bekas daripada kertas dan kertas tebal	2.6	2.7	1.5	1.2	2.3
17091	Pembuatan sampul surat dan kad surat	-1.5	-5.6	-5.9	-7.5	-7.7
17092	Pembuatan kertas kegunaan rumah dan pembersih peribadi	0.0	8.5	6.0	4.8	4.4
17093	Pembuatan kertas bergam atau pelekat yang berjalur atau bergulung dan label dan kertas dinding	7.9	8.2	7.3	5.4	4.8
	Industri lain	-1.2	0.8	0.0	-0.7	0.6
181 & 182	Percetakan, aktiviti perkhidmatan berkaitan percetakan dan penerbitan semula media rakaman	0.9	2.8	3.7	3.5	3.2
18110	Percetakan	1.5	3.6	4.6	4.2	3.9
18120	Aktiviti perkhidmatan berkaitan percetakan &	-1.4	-0.4	0.1	0.4	0.2
18200	Penerbitan semula media rakaman					
192 (19201 & 19202)	Pembuatan produk petroleum bertapis	3.8	3.4	2.8	1.5	2.9
201	Pembuatan kimia asas, baja dan sebatian nitrogen, plastik dan getah sintetik dalam bentuk primer	-3.7	-7.2	-7.8	-5.1	-4.3
20111	Pembuatan gas perindustrian atau perubatan bukan organik dalam bentuk cecair atau mampat	11.0	-18.0	-18.3	-22.5	-23.1
20112	Pembuatan kimia organik asas &	2.3	9.3	8.8	7.6	8.3
20113	Pembuatan sebatian bukan organik					
20121	Pembuatan baja &	-3.7	-15.0	-17.1	-18.6	-15.3
20129	Pembuatan produk campuran nitrogen					
20131	Pembuatan plastik dalam bentuk primer	-18.5	-18.7	-18.9	-3.5	-3.8
	Industri lain	1.8	11.8	14.2	13.9	14.0
202 & 203	Pembuatan produk kimia lain dan serat buatan manusia	7.0	7.8	8.3	5.2	4.2
20210	Pembuatan racun perosak dan produk agrokimia lain	12.2	17.4	18.0	-1.6	-1.7
20221	Pembuatan cat, varnis dan penyadur dan mastik	-2.6	-5.2	-6.2	-6.1	-6.3
20222	Pembuatan dakwat cetak	20.9	24.0	24.4	24.6	24.3
20231	Pembuatan sabun dan bahan pencuci, penyediaan membersihkan dan mengilat &	0.0	-0.3	0.1	-0.6	-1.8
20232	Pembuatan pewangi dan penyediaan dandanan diri					
20291	Pembuatan plat fotografi, filem, sensitized paper dan other sensitized unexposed materials &					
20292	Pembuatan dakwat menulis dan melukis &	20.7	25.0	26.7	20.3	18.0
20299	Pembuatan produk kimia lain t.t.t.l. Industri lain	0.3	-10.9	-11.5	-8.7	-7.1
210	Pembuatan produk farmaseutikal, kimia perubatan dan botani	12.1	7.0	7.5	5.8	5.7
21001	Pembuatan bahan aktif ubat-ubatan untuk digunakan oleh bidang farmakologi dalam pembuatan ubat-ubatan	11.4	8.8	8.5	5.6	5.7
	Industri lain	13.9	2.5	4.9	6.4	5.7
221	Pembuatan produk getah	3.0	1.0	0.7	2.1	2.2
22111	Pembuatan tayar getah untuk kenderaan	-10.8	-8.3	-3.7	-3.6	-1.4
22112	Pembuatan bunga tayar yang boleh ditukar ganti dan tayar celup	-5.3	2.8	2.9	3.4	1.2
22191	Pembuatan produk lain daripada getah asli atau sintetik, tidak divulkan, divulkan atau dikeraskan &	-5.9	-7.6	-6.7	-6.3	-6.2
22193	Pengilangan semula getah dan prosesan susu getah					
22192	Pembuatan sarung tangan getah	6.6	1.2	0.1	3.4	2.9
22199	Pembuatan produk getah lain yang t.t.t.l.	4.9	7.6	7.3	5.6	6.7
222	Pembuatan produk plastik	-1.4	-0.3	-0.2	-2.6	-2.9
22201	Pembuatan produk plastik separa siap &	-2.9	-4.7	-5.2	-6.3	-6.1
22202	Pembuatan produk plastik siap					
22203	Pembuatan artikel plastik untuk pembungkusan	0.2	3.3	4.0	0.3	0.3
22204	Pembuatan barangan plastik jurubina	1.4	-0.6	0.2	-1.7	-2.8
22205	Pembuatan pinggan mangkuk, peralatan dapur dan barangan tandas daripada plastik	1.4	1.5	0.7	13.5	13.3
22209	Pembuatan pelbagai produk plastik t.t.t.l.	-2.5	-0.8	-0.9	-6.4	-7.3
231 (23101 & 23102 & 23109)	Pembuatan kaca dan produk kaca	1.4	0.7	5.5	5.7	4.4

2022									Group Description/Period
Mac	Apr.	Mei	Jun	Jul.	Ogo.	Sep.	Okt.	Nov.	
0.6	0.2	0.2	1.7	0.1	0.03	-0.1	0.4	0.04	Manufacture of products of wood, cork, straw and plaiting materials
1.2	0.9	1.0	2.3	-0.7	-1.6	-1.2	0.8	1.4	Manufacture of veneer sheets and plywood
-1.5	-1.7	-1.1	5.3	6.2	7.2	5.0	4.2	-2.4	Manufacture of particle board and fibreboard
-13.6	-15.5	-14.3	-14.0	-14.8	-14.3	-15.7	-16.8	-10.1	Manufacture of builders' carpentry
15.0	16.4	13.6	14.4	14.5	16.4	17.4	15.1	6.5	Other industry
3.0	2.7	3.2	4.4	5.3	5.2	5.1	4.8	3.3	Manufacture of paper and paper products
4.9	6.2	6.6	8.6	9.0	8.7	8.8	3.5	3.9	Manufacture of pulp, paper and paperboard
2.1	1.4	1.9	2.3	6.0	5.5	5.6	5.7	6.2	Manufacture of corrugated paper and paperboard and of containers of paper and paperboard
-7.8	-7.9	-4.6	-4.0	-3.8	-3.4	-0.7	-0.6	-3.1	Manufacture of envelopes and letter-card
4.3	4.0	3.3	3.2	4.5	4.8	4.9	5.4	-3.3	Manufacture of household and personal hygiene paper
4.4	4.1	6.1	9.8	3.0	2.8	0.9	2.3	3.9	Manufacture of gummed or adhesive paper in strips or rolls and labels and wall paper
3.1	1.7	2.2	4.9	5.3	5.7	5.9	6.7	5.1	Other industry
3.1	2.7	3.0	4.5	4.7	4.5	4.7	4.9	4.1	Printing, service activities related to printing and reproduction of recorded media
4.0	3.8	4.3	5.8	6.0	5.9	6.2	6.3	5.2	Printing
-0.6	-1.7	-2.3	-1.0	-1.0	-1.3	-1.2	-0.8	-0.7	Service activities related to printing
									Reproduction of recorded media
3.0	2.8	3.0	2.7	2.9	3.2	2.9	3.4	4.1	Manufacture of refined petroleum products
-3.5	-3.1	-2.3	-1.8	-2.5	-2.6	-2.4	-0.3	1.3	Manufacture of basic chemicals, fertilizer and nitrogen compounds, plastics and synthetic rubber in primary forms
-22.8	-22.8	-21.7	-21.3	-22.1	-22.9	-23.0	-20.3	5.0	Manufacture of liquefied or compressed inorganic industrial or medical gases
10.1	10.0	10.3	11.7	11.3	11.4	12.3	13.6	7.8	Manufacture of basic organic chemicals
-16.0	-16.4	-15.9	-15.8	-17.1	-16.9	-17.2	-15.2	-15.9	Manufacture of inorganic compounds
-2.6	-2.9	-2.5	-2.4	-2.9	-2.5	-2.6	0.5	0.1	Manufacture of fertilizers
14.2	22.7	27.5	27.2	28.1	24.7	23.5	24.3	14.1	Manufacture of associated nitrogen products
3.6	4.0	4.4	3.8	4.5	4.5	4.1	2.3	3.2	Manufacture of other chemical products and man-made fibres
1.3	0.8	1.4	1.5	1.7	-3.4	0.5	1.5	1.6	Manufacture of pesticides and other agrochemical products
-7.1	-7.5	-7.7	-7.9	-8.5	-8.3	-6.5	-5.7	-2.7	Manufacture of paints, varnishes and similar coatings ink and
18.6	19.4	19.5	15.4	15.3	15.6	15.7	18.0	15.1	Manufacture of printing ink
-2.0	-3.0	-1.6	-2.0	1.1	1.5	1.1	3.1	4.7	Manufacture of soap and detergents, cleaning and polishing preparations
									Manufacture of perfumes and toilet preparations
17.6	19.6	18.8	18.5	17.2	17.4	13.7	1.7	1.9	Manufacture of photographic plates, films, sensitized paper and other sensitized unexposed materials
-5.9	-6.5	-6.2	-8.2	-7.4	-7.3	-7.2	-7.5	-7.9	Manufacture of writing and drawing ink
									Manufacture of other chemical products n.e.c.
5.9	6.0	6.2	6.6	7.2	7.3	8.6	9.4	9.7	Manufacture of pharmaceuticals, medicinal chemical and botanical products
5.8	5.3	5.5	5.8	7.0	7.4	8.7	9.6	7.1	Manufacture of medicinal active substances to be used for their pharmacological properties in the manufacture of medicaments
6.1	7.6	8.0	8.5	7.7	7.2	8.3	8.8	16.4	Other industry
1.7	2.0	1.9	-0.5	-0.5	-0.2	0.2	-0.9	-0.5	Manufacture of rubber products
-0.5	-2.1	-2.2	-4.3	-4.8	-5.3	-5.1	-4.1	-4.0	Manufacture of rubber tyres for vehicles
1.0	2.6	3.0	2.6	2.1	2.9	4.1	3.4	3.5	Manufacture of interchangeable tyre treads and retreading rubber tyres
-7.1	-4.0	-3.5	-5.5	-4.7	-2.9	0.4	1.2	5.2	Manufacture of other products of natural or synthetic rubber, unvulcanized, vulcanized or hardened
2.7	2.5	2.1	0.8	0.03	-0.5	-0.6	-2.5	-1.2	Rubber remilling and latex processing
5.4	5.1	5.3	0.1	1.3	2.9	2.8	1.8	-1.5	Manufacture of rubber gloves
0.1	0.0	-0.2	1.0	2.7	3.2	4.3	3.6	3.4	Manufacture of other rubber products n.e.c.
2.0	1.7	1.8	5.6	8.4	8.9	8.8	8.0	10.9	Manufacture of plastics products
3.7	3.2	2.7	3.5	5.1	5.9	6.8	6.8	4.4	Manufacture of semi-manufactures of plastic products
4.1	5.1	4.4	7.0	7.2	6.3	7.9	9.2	9.1	Manufacture of finished plastic products
13.2	15.6	16.1	17.9	21.3	20.1	20.8	13.3	11.2	Manufacture of plastic articles for the packing of goods
-7.4	-7.8	-7.9	-8.3	-7.3	-6.7	-4.9	-4.6	-4.3	Manufacture of builders' plastics ware
									Manufacture of plastic tableware, kitchenware and toilet articles
									Manufacture of diverse plastic products n.e.c.
4.1	3.3	11.0	12.6	14.8	17.0	17.6	13.5	16.3	Manufacture of glass and glass products

Kod Kumpulan Group code	Keterangan Kumpulan/Tempoh	2020	2021	2021				2022				
				Q1	Q2	Q3	Q4	Q1	Q2	Q3		
239	Pembuatan pengeluaran galian bukan logam f.t.t.l.	-3.2	1.4	-2.3	-2.3	0.4	1.4	0.3	1.5	0.3		
23911	Pembuatan mortar refraktori dan konkrit &	-2.3	3.6	-2.2	-0.1	0.6	3.6	-9.2	-9.5	-8.5		
23921	Pembuatan seramik bukan refraktori	9.1	-6.2	2.0	-1.1	-8.0	-6.2	-2.0	-2.8	5.1		
23930	Pembuatan produk porselin dan seramik lain	23941	Pembuatan simen hidrolik	-4.3	6.1	-2.1	-2.8	2.4	6.1	3.6	6.9	-4.5
23951	Pembuatan konkrit dan mortar siap bancuh dan bancuhan kering	-11.2	2.0	-13.6	-7.2	-0.2	2.0	3.1	5.2	2.3		
23952	Pembuatan konkrit pratuangan, simen atau artikel batu buatan yang digunakan dalam pembinaan;	23953	Pembuatan komponen struktur pasang siap untuk bangunan atau kejuruteraan awam dari simen, batu atau konkrit buatan	-1.8	3.3	4.0	-1.2	1.8	3.3	2.4	3.7	2.8
23959	Pembuatan artikel konkrit, simen dan plaster lain f.t.t.l.	23990	Pembuatan produk mineral bukan logam lain f.t.t.l. Industri lain	-2.4	4.9	-5.1	-1.0	1.2	4.9	7.7	7.1	4.9
		0.3	-10.9	-0.9	-1.2	-0.8	-10.9	-7.8	-5.1	-3.6		
241 (24101 & 24102 & 24103 & 24104 & 24109)	Pembuatan besi dan keluli asas	5.5	1.8	3.2	4.6	2.7	1.8	0.9	3.8	6.0		
242 (24201 & 24202 & 24209)	Pembuatan logam asas berharga dan logam bukan ferus lain	-5.4	-1.9	-5.0	-2.9	-2.8	-1.9	0.02	1.1	2.3		
243	Pengacuan logam	-8.2	1.7	2.8	1.4	-0.4	1.7	0.2	0.5	0.9		
251 & 252	Pembuatan produk struktur logam, tangki, takungan, penjana wap, senjata dan peluru	9.4	-1.1	12.0	-1.2	-0.1	-1.1	-2.3	1.6	-2.1		
25113	Pembuatan pintu, tingkap dan bingkai, penutup tingkap dan pintu pagar daripada logam	7.4	-1.8	12.2	-2.5	0.2	-1.8	-3.2	0.3	-5.6		
25119	Pembuatan produk struktur logam lain	25120	Pembuatan tangki, takungan dan kontena daripada logam	14.7	1.5	13.2	7.5	2.9	1.5	1.1	4.1	7.1
	Industri lain	12.9	-1.2	9.6	-5.3	-5.6	-1.2	-2.0	4.7	3.9		
259	Pembuatan lain-lain produk yang direka daripada logam; aktiviti perkhidmatan kerja logam	0.2	2.9	2.3	0.4	0.7	2.9	2.6	2.8	3.5		
25910	Tempaan, tekanan, hentakan dan bentuk gelekkan logam; serbuk metalurgi	5.9	2.2	7.9	2.9	2.1	2.2	1.6	2.7	5.5		
25920	Rawatan dan penyalutan logam; menggunakan mesin	3.8	5.0	15.0	7.1	5.6	5.0	3.2	2.1	7.0		
25991	Pembuatan tin untuk produk makanan dan minuman, tiub dan kotak boleh dilipat	-0.5	0.4	-1.6	-0.3	-2.4	0.4	1.0	1.0	2.4		
25992	Pembuatan kabel, plaited bands (jalur/pita berpintal) dan artikel seumpamanya daripada logam	25993	Pembuatan bolt, skru, nat dan produk uliran seumpamanya	0.7	0.2	-3.2	-5.2	-1.7	0.2	1.1	1.8	-0.5
25994	Pembuatan barangan rumah daripada logam	-6.6	-7.5	-2.0	-11.5	-13.1	-7.5	-6.0	1.5	-1.2		
25999	Pembuatan produk lain yang direka daripada logam f.t.t.l. Industri lain	-1.7	7.3	2.3	2.1	3.1	7.3	5.4	3.9	3.6		
		-7.9	3.0	-6.9	-0.1	-1.0	3.0	4.8	4.7	4.5		
261	Pembuatan komponen dan papan elektronik	-5.3	8.8	-1.4	6.5	7.6	8.8	8.4	8.3	9.5		
26101	Pembuatan diod, transistor dan alatan semikonduktor yang seumpamanya	26102	Pembuatan litar elektronik bersepadu dengan pemasangan mikro	-8.5	7.5	-3.7	4.6	7.2	7.5	7.2	7.6	8.0
26103	Pembuatan kapasitor dan perintang elektrik	26104	Pembuatan papan litar bercetak	0.6	11.9	3.6	10.5	9.0	11.9	10.9	10.2	13.0
26105	Pembuatan komponen paparan	26109	Pembuatan komponen lain untuk aplikasi elektronik	-9.7	2.1	-7.8	1.7	2.6	2.1	3.7	4.1	3.1
262 (26201 & 26202)	Pembuatan komputer dan kelengkapan peranti	2.4	9.2	-5.7	5.0	7.6	9.2	8.8	9.4	7.0		
263/ 26300	Pembuatan peralatan komunikasi	7.5	2.7	0.6	6.9	3.7	2.7	4.6	4.6	8.4		
264/ 26400	Pembuatan peralatan elektronik pengguna	0.4	-0.6	-1.4	-1.6	-1.2	-0.6	0.6	5.4	4.2		
265	Pembuatan kelengkapan mengukur, menguji, memandu arah dan kawalan; jam tangan dan jam	-6.4	6.7	-5.2	2.2	3.9	6.7	3.8	5.0	8.0		
26511	Pembuatan kelengkapan mengukur, menguji, memandu arah dan kawalan	26512	Pembuatan kelengkapan kawalan proses perindustrian	-4.7	7.3	-4.2	3.6	6.2	7.3	2.9	3.4	6.2
26520	Pembuatan jam tangan dan jam dan bahagiannya	-11.6	4.9	-8.6	-2.5	-3.8	4.9	6.7	10.7	14.6		
266/ 26600	Pembuatan peralatan penyinaran, perubatan elektro dan elektroterapeutik	-3.4	0.1	-8.0	2.2	4.4	0.1	-0.4	-1.1	-1.8		

2021		2022		2021									Group Description/Period
(Jan. - Nov.)	(Jan. - Nov.)	Jan.	Feb.	Mar.	Apr.	Mei	Jun	Jul.	Ogo.	Sep.			
0.4	0.2	-3.1	-3.7	-2.3	0.8	0.8	-2.3	-0.7	-0.5	0.4		Manufacture of non-metallic mineral products	
												Manufacture of refractory mortars and concretes	
2.0	-5.3	-5.4	-8.2	-2.2	1.3	0.4	-0.1	1.2	0.7	0.6		Manufacture of non-refractory ceramic	
-6.5	3.0	9.8	2.9	2.0	-2.4	1.4	-1.1	-2.6	-3.4	-8.0		Manufacture of other porcelain and ceramic products	
6.4	-3.9	-2.2	-1.6	-2.1	-0.5	-1.9	-2.8	2.2	1.9	2.4		Manufacture of hydraulic cement	
1.5	5.7	-9.8	-15.2	-13.6	-3.7	-6.0	-7.2	-5.4	-2.9	-0.2		Manufacture of ready-mix and dry-mix concrete and mortars	
												Manufacture of precast concrete, cement or artificial stone articles for use in construction	
1.4	-0.8	-1.0	2.3	4.0	4.1	4.3	-1.2	1.3	1.2	1.8		Manufacture of prefabricated structural components for building or civil engineering of cement, concrete or artificial stone	
												Manufacture of other articles of concrete, cement and plaster	
3.8	0.0	-5.7	-4.4	-5.1	-0.7	3.1	-1.0	-0.7	-1.2	1.2		Manufacture of other non-metallic mineral products n.e.c.	
-10.9	2.6	0.8	1.0	-0.9	1.9	2.3	-1.2	-1.6	-2.6	-0.8		Other industry	
3.5	5.3	5.7	1.7	3.2	5.1	3.7	4.6	4.2	3.1	2.7		Manufacture of basic iron and steel	
-2.1	1.3	-5.5	-5.1	-5.0	-0.8	-0.6	-2.9	-3.3	-3.6	-2.8		Manufacture of basic precious and other non-ferrous metals	
2.0	-2.3	-8.7	-1.4	2.8	1.5	1.1	1.4	-2.7	-0.8	-0.4		Casting of metals	
-1.0	-1.5	10.3	8.9	12.0	14.1	9.2	-1.2	-2.4	-1.9	-0.1		Manufacture of structural metal products, tanks, reservoirs, steam generators, weapons and ammunition	
												Manufacture of metal doors, windows and their frames, shutters and gates	
-2.3	-3.6	9.5	8.0	12.2	17.5	12.5	-2.5	-2.4	-1.6	0.2		Manufacture of other structural metal products	
												Manufacture of tanks, reservoirs and containers of metal	
3.2	5.2	16.4	12.5	13.2	12.1	9.0	7.5	0.7	0.1	2.9		Other industry	
0.6	0.1	7.4	9.1	9.6	2.0	-5.1	-5.3	-6.6	-6.2	-5.6			
2.2	2.1	-0.1	0.5	2.3	1.4	1.5	0.4	-1.3	-1.1	0.7		Manufacture of other fabricated metal products; metal working service activities	
												Forging, pressing, stamping and roll-forming of metal; powder metallurgy	
3.1	1.4	7.3	7.0	7.9	2.5	3.3	2.9	0.1	0.1	2.1		Treatment and coating of metals; machining	
4.1	3.8	5.0	9.7	15.0	13.0	9.2	7.1	4.4	4.8	5.6		Manufacture of tins and cans for food products, collapsible tubes and boxes	
-0.5	0.1	0.8	-0.3	-1.6	0.9	0.2	-0.3	-1.2	-3.2	-2.4		Manufacture of metal cable, plaited bands and similar articles	
												Manufacture of bolts, screws, nuts and similar threaded products	
0.3	0.8	-0.5	-3.3	-3.2	-1.6	-4.5	-5.2	-6.1	-5.4	-1.7		Manufacture of metal household articles	
-6.9	-1.0	-10.7	-3.1	-2.0	-2.5	-1.3	-11.5	-14.3	-13.8	-13.1		Manufacture of any other fabricated metal products n.e.c.	
4.1	5.3	-2.8	-1.4	2.3	4.1	3.1	2.1	0.6	1.2	3.1		Other industry	
3.0	-0.1	-9.2	-8.4	-6.9	-9.7	-0.8	-0.1	-1.3	-0.8	-1.0			
8.2	7.3	-5.5	-3.6	-1.4	5.2	5.9	6.5	6.5	7.4	7.6		Manufacture of electronic components and boards	
												Manufacture of diodes, transistors and similar semiconductor devices	
6.4	6.6	-8.4	-5.5	-3.7	2.8	4.0	4.6	5.5	7.2	7.2		Manufacture of electronic integrated circuits micro assemblies	
												Manufacture of electrical capacitors and resistors	
11.9	9.1	-1.1	0.2	3.6	10.3	9.7	10.5	8.9	8.7	9.0		Manufacture of printed circuit boards	
												Manufacture of display components	
2.8	2.1	-5.1	-7.4	-7.8	-1.0	1.1	1.7	2.2	2.0	2.6		Manufacture of other components for electronic applications	
9.3	6.8	-0.7	-0.5	-5.7	3.0	4.5	5.0	6.3	6.3	7.6		Manufacture of computers and peripheral equipment	
3.9	6.4	3.0	1.7	0.6	8.0	8.5	6.9	4.9	5.4	3.7		Manufacture of communication equipment	
0.4	3.5	-0.6	-0.8	-1.4	1.9	2.7	-1.6	-8.1	-3.8	-1.2		Manufacture of consumer electronics	
6.5	8.0	-5.2	-5.7	-5.2	1.7	2.4	2.2	2.5	4.4	3.9		Manufacture of measuring, testing, navigating and control equipment; watches and clocks	
												Manufacture of measuring, testing, navigating and control equipment	
6.5	9.0	-3.2	-4.0	-4.2	3.0	3.4	3.6	4.4	6.6	6.2		Manufacture of industrial process control equipment	
6.5	4.9	-11.6	-11.0	-8.6	-2.5	-0.8	-2.5	-3.6	-2.8	-3.8		Manufacture of watches and clocks and parts	
1.1	1.6	-3.5	-7.8	-8.0	0.9	1.2	2.2	3.4	4.7	4.4		Manufacture of irradiation, electromedical and electrotherapeutic equipment	

Kod Kumpulan Group code	Keterangan Kumpulan/Tempoh	Okt.	Nov.	Dis.	Jan.	Feb.
239	Pembuatan pengeluaran galian bukan logam f.t.t.l.	0.4	0.4	1.4	0.3	0.5
23911	Pembuatan mortar refraktori dan konkrit &	0.9	2.0	3.6	-6.0	-5.6
23921	Pembuatan seramik bukan refraktori					
23930	Pembuatan produk porselin dan seramik lain	-5.7	-6.5	-6.2	-5.7	-1.2
23941	Pembuatan simen hidrolik	2.6	6.4	6.1	4.0	4.2
23951	Pembuatan konkrit dan mortar siap bancuh dan banchuan kering	0.6	1.5	2.0	0.7	2.3
23952	Pembuatan konkrit pratuangan, simen atau artikel batu buatan yang digunakan dalam pembinaan;					
23953	& Pembuatan komponen struktur pasang siap untuk bangunan atau kejuruteraan awam dari simen, batu atau konkrit buatan	0.0	1.4	3.3	3.9	1.8
23959	Pembuatan artikel konkrit, simen dan plaster lain f.t.t.l.					
23990	Pembuatan produk mineral bukan logam lain f.t.t.l. Industri lain	3.4	3.8	4.9	6.7	7.6
		0.0	-10.9	-10.9	-9.2	-8.1
241 (24101 & 24102 & 24103 & 24104 & 24109)	Pembuatan besi dan keluli asas	3.0	3.5	1.8	-0.6	-0.2
242 (24201 & 24202 & 24209)	Pembuatan logam asas berharga dan logam bukan ferus lain	-2.2	-2.1	-1.9	-0.9	0.3
243	Pengacuan logam	0.2	2.0	1.7	5.1	4.1
251 & 252	Pembuatan produk struktur logam, tangki, takungan, penjana wap, senjata dan peluru	0.9	-1.0	-1.1	-1.5	-2.1
25113	Pembuatan pintu, tingkap dan bingkai, penutup tingkap & dan pintu pagar daripada logam	0.4	-2.3	-1.8	-2.0	-2.6
25119	Pembuatan produk struktur logam lain					
25120	Pembuatan tangki, takungan dan kontena daripada logam Industri lain	3.7	3.2	1.5	0.7	1.3
		-0.2	0.6	-1.2	-1.8	-3.5
259	Pembuatan lain-lain produk yang direka daripada logam; aktiviti perkhidmatan kerja logam	1.4	2.2	2.9	2.7	2.3
25910	Tempaan, tekanan, hentakan dan bentuk gelean logam; serbuk metalurgi	2.5	3.1	2.2	1.3	1.7
25920	Rawatan dan penyalutan logam; menggunakan mesin	3.9	4.1	5.0	5.1	3.4
25991	Pembuatan tin untuk produk makanan dan minuman, tiub dan kotak boleh dilipat	-0.9	-0.5	0.4	0.9	1.2
25992	Pembuatan kabel, plaited bands (jalur/pita berpintal) & dan artikel seumpamanya daripada logam	-1.8	0.3	0.2	-0.6	0.8
25993	Pembuatan bolt, skru, nat dan produk uliran seumpamanya					
25994	Pembuatan barangan rumah daripada logam	-11.9	-6.9	-7.5	-8.2	-8.3
25999	Pembuatan produk lain yang direka daripada logam f.t.t.l. Industri lain	5.0	4.1	7.3	7.8	4.7
		1.4	3.0	3.0	3.6	4.7
261	Pembuatan komponen dan papan elektronik	8.1	8.2	8.8	8.3	7.9
26101	Pembuatan diod, transistor dan alatan semikonduktor & yang seumpamanya	7.0	6.4	7.5	6.5	6.2
26102	Pembuatan litar elektronik bersepadu dengan pemasangan mikro					
26103	Pembuatan kapasitor dan perintang elektrik &					
26104	Pembuatan papan litar bercetak &	10.8	11.9	11.9	11.7	11.3
26105	Pembuatan komponen paparan					
26109	Pembuatan komponen lain untuk aplikasi elektronik	2.4	2.8	2.1	3.2	2.9
262 (26201 & 26202)	Pembuatan komputer dan kelengkapan peranti	7.2	9.3	9.2	8.3	7.7
263/ 26300	Pembuatan peralatan komunikasi	3.2	3.9	2.7	2.3	3.7
264/ 26400	Pembuatan peralatan elektronik pengguna	2.4	0.4	-0.6	1.2	0.8
265	Pembuatan kelengkapan mengukur, menguji, memandu arah dan kawalan; jam tangan dan jam	4.6	6.5	6.7	3.9	3.5
26511	Pembuatan kelengkapan mengukur, menguji, memandu arah dan kawalan &	6.7	6.5	7.3	3.4	3.0
26512	Pembuatan kelengkapan kawalan proses perindustrian					
26520	Pembuatan jam tangan dan jam dan bahagiannya	-2.5	6.5	4.9	5.8	5.1
266/ 26600	Pembuatan peralatan penyinaran, perubatan elektro dan elektroterapeutik	3.6	1.1	0.1	-0.1	-0.5

2022									Group Description/Period
Mac	Apr.	Mei	Jun	Jul.	Ogo.	Sep.	Okt.	Nov.	
0.3	0.0	-0.8	1.5	1.3	0.5	0.3	0.9	0.2	Manufacture of non-metallic mineral products
									<i>Manufacture of refractory mortars and concretes</i>
-9.2	-10.1	-10.3	-9.5	-7.3	-7.4	-8.5	-5.8	-5.3	<i>Manufacture of non-refractory ceramic</i>
-2.0	-2.9	-4.8	-2.8	0.3	1.3	5.1	3.2	3.0	<i>Manufacture of other porcelain and ceramic products</i>
3.6	5.6	6.7	6.9	7.3	-6.1	-4.5	-4.4	-3.9	<i>Manufacture of hydraulic cement</i>
3.1	5.2	3.5	5.2	3.1	3.2	2.3	5.6	5.7	<i>Manufacture of ready-mix and dry-mix concrete and mortars</i>
									<i>Manufacture of precast concrete, cement or artificial stone articles for use in construction</i>
2.4	0.7	0.2	3.7	2.9	3.1	2.8	3.6	-0.8	<i>Manufacture of prefabricated structural components for building or civil engineering of cement, concrete or artificial stone</i>
7.7	6.3	3.5	7.1	6.4	6.6	4.9	-0.1	0.0	<i>Manufacture of other articles of concrete, cement and plaster</i>
-7.8	-7.4	-7.3	-5.1	-5.4	-3.2	-3.6	-3.8	2.6	<i>Manufacture of other non-metallic mineral products n.e.c.</i>
									<i>Other industry</i>
0.9	3.5	3.5	3.8	5.6	5.8	6.0	5.3	5.3	Manufacture of basic iron and steel
0.0	1.5	1.0	1.1	2.9	3.0	2.3	1.6	1.3	Manufacture of basic precious and other non-ferrous metals
0.2	-1.2	-0.7	0.5	4.0	0.9	0.9	1.8	-2.3	Casting of metals
-2.3	-1.5	-1.0	1.6	0.1	0.3	-2.1	-2.5	-1.5	Manufacture of structural metal products, tanks, reservoirs, steam generators, weapons and ammunition
									<i>Manufacture of metal doors, windows and their frames, shutters and gates</i>
-3.2	-3.0	-3.0	0.3	-2.2	-2.9	-5.6	-6.2	-3.6	<i>Manufacture of other structural metal products</i>
1.1	2.3	3.2	4.1	4.2	6.9	7.1	6.4	5.2	<i>Manufacture of tanks, reservoirs and containers of metal</i>
-2.0	1.0	3.5	4.7	6.1	7.6	3.9	4.3	0.1	<i>Other industry</i>
2.6	1.8	2.0	2.8	3.5	3.9	3.5	2.7	2.1	Manufacture of other fabricated metal products; metal working service activities
1.6	1.8	2.6	2.7	3.1	5.4	5.5	3.6	1.4	<i>Forging, pressing, stamping and roll-forming of metal; powder metallurgy</i>
3.2	1.1	0.9	2.1	3.6	5.3	7.0	6.8	3.8	<i>Treatment and coating of metals; machining</i>
1.0	1.5	-0.3	1.0	2.8	4.0	2.4	-0.1	0.1	<i>Manufacture of tins and cans for food products, collapsible tubes and boxes</i>
									<i>Manufacture of metal cable, plaited bands and similar articles</i>
1.1	0.6	1.1	1.8	3.1	2.8	-0.5	0.6	0.8	<i>Manufacture of bolts, screws, nuts and similar threaded products</i>
-6.0	-7.8	-7.1	1.5	-0.3	-0.2	-1.2	-1.1	-1.0	<i>Manufacture of metal household articles</i>
5.4	3.2	3.8	3.9	4.3	3.3	3.6	3.2	5.3	<i>Manufacture of any other fabricated metal products n.e.c.</i>
4.8	4.9	4.2	4.7	5.1	3.6	4.5	2.0	-0.1	<i>Other industry</i>
8.4	8.0	7.8	8.3	8.6	8.7	9.5	7.3	7.3	Manufacture of electronic components and boards
									<i>Manufacture of diodes, transistors and similar semiconductor devices</i>
7.2	6.7	6.4	7.6	7.9	7.8	8.0	7.3	6.6	<i>Manufacture of electronic integrated circuits micro assemblies</i>
									<i>Manufacture of electrical capacitors and resistors</i>
10.9	10.5	10.3	10.2	10.6	10.8	13.0	8.1	9.1	<i>Manufacture of printed circuit boards</i>
									<i>Manufacture of display components</i>
3.7	4.2	4.9	4.1	3.7	3.7	3.1	2.0	2.1	<i>Manufacture of other components for electronic applications</i>
8.8	8.4	9.0	9.4	7.9	8.2	7.0	6.4	6.8	Manufacture of computers and peripheral equipment
4.6	3.9	4.5	4.6	5.5	6.3	8.4	7.4	6.4	Manufacture of communication equipment
0.6	3.5	3.8	5.4	12.5	12.6	4.2	2.2	3.5	Manufacture of consumer electronics
3.8	3.3	3.0	5.0	6.4	7.3	8.0	8.3	8.0	Manufacture of measuring, testing, navigating and control equipment; watches and clocks
									<i>Manufacture of measuring, testing, navigating and control equipment</i>
2.9	2.5	2.0	3.4	4.5	5.5	6.2	6.4	9.0	<i>Manufacture of industrial process control equipment</i>
6.7	5.8	6.7	10.7	13.2	13.8	14.6	15.3	4.9	<i>Manufacture of watches and clocks and parts</i>
-0.4	-0.9	-0.6	-1.1	-2.1	-2.3	-1.8	-1.0	1.6	Manufacture of irradiation, electromedical and electrotherapeutic equipment

Kod Kumpulan Group code	Keterangan Kumpulan/Tempoh	2020	2021	2021				2022		
				Q1	Q2	Q3	Q4	Q1	Q2	Q3
267 (26701 & 26702) & 268 (26800)	Pembuatan peralatan optikal, kelengkapan fotografi, media magnetik dan optikal	-2.6	-8.8	-10.6	-4.8	-4.9	-8.8	-11.2	-6.6	-4.2
271	Pembuatan motor elektrik, penjana, transformer dan perkakasan pengagihan dan pengawalan elektrik	5.6	6.7	6.0	3.7	5.6	6.7	4.0	4.0	4.6
	27101 Pembuatan motor elektrik, penjana dan transformer	6.2	5.8	8.0	6.2	6.4	5.8	0.6	1.2	-0.2
	27102 Pembuatan perkakasan pengagihan dan pengawalan	5.1	7.4	4.3	1.8	4.9	7.4	6.9	6.3	8.4
272/ 27200	Pembuatan bateri dan akumulator	9.4	-8.8	11.2	0.5	-2.2	-8.8	-5.3	-3.5	2.8
273	Pembuatan pendawaian dan peranti pendawaian	1.7	7.9	-1.0	9.6	9.4	7.9	9.8	9.4	5.3
	27310 Pembuatan kabel gantian optikal	-11.5	-0.3	-11.7	-4.2	4.4	-0.3	5.6	10.5	8.5
	27320 Pembuatan wayar dan kabel elektronik dan elektrik lain	2.5	7.2	-0.5	9.4	8.7	7.2	9.1	10.1	5.6
	27330 Pembuatan alatan pendawaian pembawa dan bukan pembawa arus untuk litar elektrik (tanpa mengira jenis bahan)	0.5	22.1	-1.1	20.9	22.2	22.1	22.6	0.9	0.3
274/ 27400	Pembuatan kelengkapan pencahayaan elektrik	-11.6	-18.9	-11.3	-4.3	-9.0	-18.9	-17.5	-12.3	-1.5
275/ 27500	Pembuatan perkakasan domestik	-4.0	3.3	-0.1	-1.7	-2.9	3.3	2.1	3.6	1.4
279/ 27900	Pembuatan kelengkapan elektrik lain	18.4	0.5	16.0	11.1	-0.3	0.5	3.5	6.5	4.1
281 & 282	Pembuatan jentera kegunaan umum dan kegunaan khas	0.9	1.1	3.1	3.1	0.3	1.1	1.2	2.8	4.4
	28120 Pembuatan alat-alat kuasa bendalir &									
	28130 Pembuatan pam, pemampat, kepala paip dan injap lain	-7.1	22.6	-6.9	-0.7	3.8	22.6	24.1	23.6	19.4
	28180 Pembuatan alatan tangan yang menggunakan kuasa dilengkapkan dengan motor elektrik atau bukan motor elektrik atau pneumatik &	0.9	-5.1	5.2	3.8	-0.8	-5.1	-4.2	-3.9	-4.1
	28220 Pembuatan jentera pembentukan logam dan alatan mesin									
	28192 Pembuatan mesin penyaman udara, termasuk untuk kenderaan bermotor	-3.6	-7.9	-9.6	-2.7	-7.5	-7.9	2.1	2.4	11.2
	28290 Pembuatan lain-lain mesin bertujukan khas t.t.t.l. Industri lain	-8.3	-3.4	-5.4	-6.1	-6.9	-3.4	0.1	0.1	-1.2
		5.8	4.4	9.1	7.0	3.9	4.4	0.9	4.3	6.6
291 (29101 & 29102)	Pembuatan kenderaan bermotor	-9.5	1.7	-8.2	0.4	2.4	1.7	1.9	4.0	5.2
292/ 29200	Pembuatan kerangka (coachwork) untuk kenderaan bermotor; pembuatan treler dan semi treler	-14.7	-1.1	-19.6	-0.6	0.8	-1.1	2.5	5.2	7.7
293/ 29300	Pembuatan alat ganti dan aksesori untuk kenderaan bermotor	-4.6	0.9	-5.6	0.9	0.5	0.9	2.2	3.4	2.9
301 (30110 & 30120)	Pembinaan kapal dan bot	-1.2	-0.6	-0.7	-1.8	-0.8	-0.6	-0.5	7.5	5.6
302, 303, 304 & 309	Pembuatan lokomotif keretapi, rolling stock, kapal angkasa dan udara, jentera berkaitan, kenderaan tempur ketenteraan, dan kelengkapan pengangkutan t.t.t.l.	-12.4	1.5	-9.2	1.3	0.5	1.5	1.0	4.7	4.9
	30910 Pembuatan motosikal	-7.6	3.4	-7.6	0.7	2.5	3.4	2.7	4.4	4.8
	30920 Pembuatan basikal dan invalid carriages Industri lain	-23.0	-7.1	-13.0	6.3	-2.8	-7.1	-11.2	5.4	10.2
		-12.9	2.1	-9.4	0.6	-0.2	2.1	3.0	4.8	3.8
310	Pembuatan perabot	-2.9	4.0	-0.7	-2.5	4.6	4.0	4.4	10.7	1.9
	31001 Pembuatan perabot kayu dan rotan Industri lain	-3.4	5.4	-1.9	-5.3	4.3	5.4	7.3	15.3	3.5
		-1.4	-0.4	3.2	6.8	5.5	-0.4	-4.2	-2.6	-3.2
321 (32110 & 32120)	Pembuatan barang kemas, bijouterie dan artikel berkaitan	-9.8	-4.2	-9.0	-8.4	-7.5	-4.2	-1.9	0.2	1.7
322, 325 & 329	Pembuatan instrumen muzik, peralatan dan bekalan perubatan dan pergigian dan pembuatan lain t.t.t.l.	6.0	8.2	7.3	4.6	5.4	8.2	4.0	5.7	6.6
	32901 Pembuatan alat tulis Industri lain	5.6	3.0	-4.0	-4.6	-3.9	3.0	1.2	2.9	4.4
		6.1	9.9	11.3	7.8	8.6	9.9	4.8	6.6	7.2
323/ 32300	Pembuatan barangan sukan	-1.2	13.0	14.7	6.9	5.4	13.0	-1.4	1.6	4.5
324/ 32400	Pembuatan permainan dan mainan	-6.5	0.5	-8.3	-7.7	-6.5	0.5	1.1	7.3	13.3
331 & 332	Pembaikan pemasangan produk logam, jentera, kelengkapan dan pemasangan jentera perindustrian dan kelengkapan	-2.6	3.7	0.8	1.5	2.3	3.7	4.3	7.5	2.1
	33150 Pembaikan dan penyelenggaraan kelengkapan pengangkutan kecuali motosikal dan basikal Industri lain	-5.9	-7.3	-9.3	-7.3	-4.2	-7.3	-4.2	1.4	0.2
		-1.9	6.1	3.2	3.5	3.7	6.1	6.0	8.7	2.5
Jumlah Pembuatan		-2.0	2.7	-1.1	1.2	1.6	2.7	2.4	3.7	3.8

2021		2022		2021							Group Description/Period
(Jan. - Nov.)	(Jan. - Nov.)	Jan.	Feb.	Mar.	Apr.	Mei	Jun	Jul.	Ogo.	Sep.	
-9.7	-2.4	-1.2	-9.9	-10.6	-8.8	-6.9	-4.8	-5.4	-3.8	-4.9	Manufacture of optical instruments, photographic equipment, magnetic and optical media
5.0	4.2	5.9	5.4	6.0	5.0	4.3	3.7	2.8	4.2	5.6	Manufacture of electric motors, generators, transformers and electricity distribution and control apparatus
4.2	-1.0	7.9	7.3	8.0	7.0	6.0	6.2	5.7	6.3	6.4	Manufacture of electric motors, generators and transformers
5.6	8.4	4.4	3.9	4.3	3.4	3.0	1.8	0.4	2.5	4.9	Manufacture of electricity distribution and control apparatus
-9.0	6.7	10.9	10.0	11.2	9.3	8.8	0.5	-1.3	3.7	-2.2	Manufacture of batteries and accumulators
5.7	3.9	0.3	-0.9	-1.0	4.7	7.6	9.6	8.8	8.4	9.4	Manufacture of wiring and wiring devices
-2.2	8.0	-13.3	-12.9	-11.7	-3.6	-2.9	-4.2	-2.9	-2.9	4.4	Manufacture of fibre optic cables
4.8	4.1	1.1	-0.2	-0.5	5.5	8.6	9.4	8.5	7.9	8.7	Manufacture of other electronic and electric wires and cables
23.5	-0.9	-1.1	-1.4	-1.1	-0.2	1.1	20.9	20.6	21.4	22.2	Manufacture of current-carrying and non current-carrying wiring devices for electrical circuits regardless of material
-17.1	-2.3	-11.5	-10.6	-11.3	-5.2	-5.0	-4.3	-5.7	-8.1	-9.0	Manufacture of electric lighting equipment
2.2	-3.2	-5.5	-5.7	-0.1	0.4	0.7	-1.7	-2.7	-3.0	-2.9	Manufacture of domestic appliances
-0.1	3.0	18.7	16.8	16.0	16.8	16.3	11.1	3.7	2.3	-0.3	Manufacture of other electrical equipment
1.5	3.2	1.5	1.6	3.1	4.2	3.5	3.1	0.9	1.0	0.3	Manufacture of general-purpose and special-purpose machinery
24.6	-2.3	-7.4	-8.1	-6.9	-5.0	0.4	-0.7	2.9	3.7	3.8	Manufacture of fluid power equipment
-5.0	-2.0	4.0	4.0	5.2	5.8	5.1	3.8	0.8	0.5	-0.8	Manufacture of other pumps, compressors, taps and valves
-8.0	14.1	-14.4	-17.1	-9.6	0.6	-0.5	-2.7	-5.8	-5.2	-7.5	Manufacture of power-driven hand tools with self-contained electric or non-electric motor or pneumatic drives
-4.5	-3.1	-4.5	-8.4	-5.4	-2.6	-4.6	-6.1	-5.8	-6.6	-6.9	Manufacture of metal-forming machinery and machine tools
5.2	6.1	7.2	9.7	9.1	7.2	6.0	7.0	3.9	4.2	3.9	Manufacture of air-conditioning machines, including for motor vehicles
1.4	4.5	-9.9	-8.2	-8.2	0.3	0.9	0.4	-0.2	0.6	2.4	Manufacture of other special-purpose machinery
0.1	7.1	-19.0	-19.8	-19.6	-3.6	5.1	-0.6	1.9	0.8	0.8	Other industry
0.9	2.2	-6.1	-5.8	-5.6	0.7	2.9	0.9	-0.3	-0.7	0.5	Manufacture of motor vehicles
1.4	7.2	-4.6	-1.8	-0.7	1.7	0.3	-1.8	-5.1	-4.7	-0.8	Manufacture of bodies (coachwork) for motor vehicles; manufacture of trailers and semi-trailers
1.2	2.3	-10.5	-10.5	-9.2	0.6	0.4	1.3	-0.8	-0.7	0.5	Manufacture of parts and accessories for motor vehicles
3.2	2.5	-9.1	-8.7	-7.6	0.6	0.5	0.7	0.4	1.0	2.5	Building of ships and boats
-4.6	9.3	-15.6	-13.3	-13.0	9.0	8.1	6.3	3.9	3.1	-2.8	Manufacture of railway locomotives, rolling stock, air and spacecraft, related machinery, military fighting vehicles and transport equipment n.e.c
0.9	0.6	-10.2	-11.3	-9.4	-1.4	-1.3	0.6	-2.8	-2.7	-0.2	Manufacture of motorcycles
4.7	0.4	-1.3	-1.1	-0.7	5.8	3.6	-2.5	-4.4	-4.1	4.6	Manufacture of bicycles and invalid carriages
4.8	1.5	-2.7	-2.6	-1.9	2.8	2.0	-5.3	-7.5	-7.2	4.3	Other industry
4.2	-3.2	3.4	3.4	3.2	16.0	8.6	6.8	5.7	5.7	5.5	Manufacture of furniture
-3.9	2.6	-9.4	-4.6	-9.0	-3.4	-9.2	-8.4	-6.6	-6.9	-7.5	Manufacture of wooden and cane furniture
7.6	3.8	5.2	5.7	7.3	8.5	7.5	4.6	4.9	5.4	5.4	Other industry
1.8	-2.4	-3.3	-6.9	-4.0	-1.8	-1.9	-4.6	-4.1	-3.9	-3.9	Manufacture of jewellery, bijouterie and related articles
9.6	5.7	8.3	10.4	11.3	12.0	10.7	7.8	8.1	8.6	8.6	Manufacture of musical instruments, medical and dental instruments and supplies and other manufacturing n.e.c.
10.8	0.6	12.1	14.3	14.7	9.2	8.4	6.9	7.3	5.6	5.4	Manufacture of stationery
-2.2	12.3	-7.6	-8.8	-8.3	-10.5	-6.9	-7.7	-7.4	-7.6	-6.5	Other industry
4.8	0.6	-2.4	-0.6	0.8	1.7	3.4	1.5	1.3	1.9	2.3	Manufacture of sports goods
-3.5	-0.5	-8.2	-11.2	-9.3	-3.7	-3.4	-7.3	-4.0	-4.1	-4.2	Manufacture of games and toys
6.5	0.8	-1.1	1.9	3.2	2.9	4.9	3.5	2.4	3.2	3.7	Repair of fabricated metal products, machinery and equipment and installation of industrial machinery and equipment
2.6	3.3	-2.4	-2.2	-1.1	3.0	2.8	1.2	0.8	1.0	1.6	Repair and maintenance of transport equipment except motorcycles and bicycles
											Other industry
											Total Manufacturing

Kod Kumpulan Group code	Keterangan Kumpulan/Tempoh	Okt.	Nov.	Dis.	Jan.	Feb.
267 (26701 & 26702) & 268 (26800)	Pembuatan peralatan optikal, kelengkapan fotografi, media magnetik dan optikal	-4.8	-9.7	-8.8	-13.3	-11.3
271	Pembuatan motor elektrik, penjana, transformer dan perkakasan pengagihan dan pengawalan elektrik	5.4	5.0	6.7	5.0	4.5
	27101 Pembuatan motor elektrik, penjana dan transformer	5.4	4.2	5.8	1.8	1.0
	27102 Pembuatan perkakasan pengagihan dan pengawalan	5.4	5.6	7.4	7.7	7.5
272/ 27200	Pembuatan bateri dan akumulator	-2.2	-9.0	-8.8	-10.6	-4.6
273	Pembuatan pendawaian dan peranti pendawaian	5.3	5.7	7.9	8.6	8.3
	27310 Pembuatan kabel gantian optikal	6.2	-2.2	-0.3	0.6	0.2
	27320 Pembuatan wayar dan kabel elektronik dan elektrik lain	4.0	4.8	7.2	7.9	7.7
	27330 Pembuatan alatan pendawaian pembawa dan bukan pembawa arus untuk litar elektrik (tanpa mengira jenis bahan)	22.5	23.5	22.1	22.7	21.9
274/ 27400	Pembuatan kelengkapan pencahayaan elektrik	-10.4	-17.1	-18.9	-18.2	-17.3
275/ 27500	Pembuatan perkakasan domestik	1.2	2.2	3.3	3.4	3.2
279/ 27900	Pembuatan kelengkapan elektrik lain	-2.4	-0.1	0.5	1.6	1.4
281 & 282	Pembuatan jentera kegunaan umum dan kegunaan khas	1.2	1.5	1.1	1.4	1.3
	28120 Pembuatan alat-alat kuasa bendalir &					
	28130 Pembuatan pam, pemampat, kepala paip dan injap lain	3.4	24.6	22.6	23.1	23.6
	28180 Pembuatan alatan tangan yang menggunakan kuasa dilengkapkan dengan motor elektrik atau bukan motor elektrik atau pneumatik &	0.6	-5.0	-5.1	-3.9	-4.3
	28220 Pembuatan jentera pembentukan logam dan alatan mesin					
	28192 Pembuatan mesin penyaman udara, termasuk untuk kenderaan bermotor	-8.5	-8.0	-7.9	1.1	1.6
	28290 Pembuatan lain-lain mesin bertujuan khas t.t.t.l. Industri lain	-4.9	-4.5	-3.4	-2.1	-0.6
		4.8	5.2	4.4	2.1	1.7
291 (29101 & 29102)	Pembuatan kenderaan bermotor	3.8	1.4	1.7	1.9	1.9
292/ 29200	Pembuatan kerangka (coachwork) untuk kenderaan bermotor; pembuatan treler dan semi treler	1.2	0.1	-1.1	-1.5	2.3
293/ 29300	Pembuatan alat ganti dan aksesori untuk kenderaan bermotor	1.4	0.9	0.9	2.1	1.9
301 (30110 & 30120)	Pembinaan kapal dan bot	1.7	1.4	-0.6	-0.1	-0.7
302, 303, 304 & 309	Pembuatan lokomotif keretapi, rolling stock, kapal angkasa dan udara, jentera berkaitan, kenderaan tempur ketenteraan, dan kelengkapan pengangkutan t.t.t.l.	1.6	1.2	1.5	0.2	0.8
	30910 Pembuatan motosikal	4.2	3.2	3.4	3.1	2.6
	30920 Pembuatan basikal dan invalid carriages Industri lain	-3.6	-4.6	-7.1	-10.5	-11.0
		0.9	0.9	2.1	0.7	2.6
310	Pembuatan perabot	4.5	4.7	4.0	4.4	4.3
	31001 Pembuatan perabot kayu dan rotan Industri lain	4.1	4.8	5.4	7.6	7.1
		6.1	4.2	-0.4	-5.0	-3.8
321 (32110 & 32120)	Pembuatan barang kemas, bijouterie dan artikel berkaitan	-6.4	-3.9	-4.2	-4.6	-1.7
322, 325 & 329	Pembuatan instrumen muzik, peralatan dan bekalan perubatan dan pergigian dan pembuatan lain t.t.t.l.	6.5	7.6	8.2	5.6	3.9
	32901 Pembuatan alat tulis Industri lain	-1.0	1.8	3.0	2.0	4.3
		9.1	9.6	9.9	6.7	3.8
323/ 32300	Pembuatan barangan sukan	7.7	10.8	13.0	2.1	-1.4
324/ 32400	Pembuatan permainan dan mainan	-3.4	-2.2	0.5	-1.2	3.3
331 & 332	Pembaikan pemasangan produk logam, jentera, kelengkapan dan pemasangan jentera perindustrian dan kelengkapan	4.2	4.8	3.7	2.6	1.7
	33150 Pembaikan dan penyelenggaraan kelengkapan pengangkutan kecuali motosikal dan basikal Industri lain	-4.7	-3.5	-7.3	-7.2	-6.9
		6.0	6.5	6.1	4.7	3.5
Jumlah Pembuatan		2.4	2.6	2.7	2.2	2.1

2022									Group Description/Period
Mac	Apr.	Mei	Jun	Jul.	Ogo.	Sep.	Okt.	Nov.	
-11.2	-8.0	-8.9	-6.6	-6.0	-4.6	-4.2	-4.0	-2.4	Manufacture of optical instruments, photographic equipment, magnetic and optical media
4.0	3.6	3.6	4.0	5.8	5.9	4.6	4.5	4.2	Manufacture of electric motors, generators, transformers and electricity distribution and control apparatus
0.6	0.5	1.8	1.2	0.4	0.3	-0.2	-0.4	-1.0	Manufacture of electric motors, generators and transformers
6.9	6.1	5.1	6.3	10.3	10.4	8.4	8.3	8.4	Manufacture of electricity distribution and control apparatus
-5.3	-5.9	-10.0	-3.5	-3.6	-6.7	2.8	4.3	6.7	Manufacture of batteries and accumulators
9.8	11.4	11.5	9.4	8.4	8.6	5.3	3.8	3.9	Manufacture of wiring and wiring devices
5.6	8.6	9.6	10.5	12.7	15.1	8.5	8.2	8.0	Manufacture of fibre optic cables
9.1	10.8	11.1	10.1	8.9	9.0	5.6	4.0	4.1	Manufacture of other electronic and electric wires and cables
22.6	21.5	18.4	0.9	0.9	0.3	0.3	-1.0	-0.9	Manufacture of current-carrying and non current-carrying wiring devices for electrical circuits regardless of material
-17.5	-16.1	-15.2	-12.3	-6.7	-5.1	-1.5	-1.3	-2.3	Manufacture of electric lighting equipment
2.1	1.9	2.6	3.6	3.2	4.1	1.4	1.6	-3.2	Manufacture of domestic appliances
3.5	3.3	3.9	6.5	6.8	8.6	4.1	5.3	3.0	Manufacture of other electrical equipment
1.2	2.0	2.5	2.8	4.4	4.5	4.4	5.0	3.2	Manufacture of general-purpose and special-purpose machinery
24.1	21.8	21.3	23.6	22.0	21.0	19.4	21.7	-2.3	Manufacture of fluid power equipment
									Manufacture of other pumps, compressors, taps and valves
-4.2	-5.2	-4.4	-3.9	-4.4	-4.2	-4.1	-4.5	-2.0	Manufacture of power-driven hand tools with self-contained electric or non-electric motor or pneumatic drives
									Manufacture of metal-forming machinery and machine tools
2.1	1.3	2.6	2.4	10.4	10.8	11.2	14.0	14.1	Manufacture of air-conditioning machines, including for motor vehicles
0.1	-0.9	-1.8	0.1	-0.1	-0.5	-1.2	-1.6	-3.1	Manufacture of other special-purpose machinery
0.9	4.0	4.6	4.3	6.4	6.7	6.6	7.4	6.1	Other industry
1.9	0.6	-0.1	4.0	7.0	7.0	5.2	4.6	4.5	Manufacture of motor vehicles
2.5	2.6	1.8	5.2	4.8	5.9	7.7	7.4	7.1	Manufacture of bodies (coachwork) for motor vehicles; manufacture of trailers and semi-trailers
2.2	2.3	2.9	3.4	3.6	3.8	2.9	2.3	2.2	Manufacture of parts and accessories for motor vehicles
-0.5	3.9	4.0	7.5	10.4	10.6	5.6	7.4	7.2	Building of ships and boats
1.0	3.6	3.8	4.7	4.7	5.3	4.9	2.7	2.3	Manufacture of railway locomotives, rolling stock, air and spacecraft, related machinery, military fighting vehicles and transport equipment n.e.c
2.7	4.3	3.6	4.4	3.4	4.5	4.8	2.1	2.5	Manufacture of motorcycles
-11.2	-1.3	2.1	5.4	6.7	7.3	10.2	10.3	9.3	Manufacture of bicycles and invalid carriages
3.0	4.3	4.3	4.8	5.2	5.5	3.8	1.4	0.6	Other industry
4.4	4.6	4.2	10.7	10.8	10.7	1.9	2.3	0.4	Manufacture of furniture
7.3	7.5	7.1	15.3	15.8	16.0	3.5	3.6	1.5	Manufacture of wooden and cane furniture
-4.2	-4.0	-4.4	-2.6	-3.2	-4.1	-3.2	-1.8	-3.2	Other industry
-1.9	0.0	0.7	0.2	0.2	0.02	1.7	2.2	2.6	Manufacture of jewellery, bijouterie and related articles
4.0	3.7	4.3	5.7	7.4	7.5	6.6	5.4	3.8	Manufacture of musical instruments, medical and dental instruments and supplies and other manufacturing n.e.c.
1.2	2.1	2.9	2.9	5.1	5.8	4.4	1.8	-2.4	Manufacture of stationery
4.8	4.2	4.7	6.6	8.1	8.0	7.2	6.5	5.7	Other industry
-1.4	0.8	1.5	1.6	2.0	3.9	4.5	5.3	0.6	Manufacture of sports goods
1.1	0.6	4.1	7.3	13.1	13.2	13.3	12.7	12.3	Manufacture of games and toys
4.3	5.0	5.8	7.5	6.1	4.0	2.1	1.8	0.6	Repair of fabricated metal products, machinery and equipment and installation of industrial machinery and equipment
-4.2	-3.4	-3.9	1.4	0.3	-0.02	0.2	0.8	-0.5	Repair and maintenance of transport equipment except motorcycles and bicycles
6.0	6.7	7.7	8.7	7.2	4.8	2.5	2.0	0.8	Other industry
2.4	2.5	2.7	3.7	4.1	4.3	3.8	3.6	3.3	Total Manufacturing

Jadual **1.5c** : Bilangan Pekerja Bergaji Sektor Pembuatan Mengikut Kumpulan: Perubahan Peratusan Bulanan/Suku Tahunan
Table : Number of Paid Employees of Manufacturing Sector by Group: Monthly/Quarterly Percentage Change

Kod Kumpulan Group code	Keterangan Kumpulan/Tempoh	2021				2022			2021						
		Q1	Q2	Q3	Q4	Q1	Q2	Q3	Jan.	Feb.	Mac	Apr.	Mei	Jun	Jul.
101	Pemprosesan dan pengawetan daging	1.7	-0.2	3.7	-3.9	0.6	0.2	3.1	3.6	-0.8	-1.0	-0.02	0.05	-0.3	-0.1
102	Pemprosesan dan pengawetan ikan, krustasea dan moluska	4.8	-2.9	0.5	-0.03	0.1	2.6	1.2	5.1	0.1	-0.4	-1.2	-1.1	-0.7	0.1
	10201 Pengetinan ikan, krustasea dan moluska &														
	10202 Pemprosesan dan pengawetan ikan, krustasea dan moluska	3.8	-2.4	-0.7	-1.2	0.8	2.0	1.3	3.5	0.5	-0.2	-1.1	-1.1	-0.2	-0.6
	Industri lain	10.7	-5.9	7.9	6.3	-3.4	5.6	0.8	15.0	-1.9	-1.8	-1.4	-1.3	-3.3	4.6
103	Pemprosesan dan pengawetan buah-buahan dan sayur - sayuran	1.2	-0.7	-8.7	-1.1	1.3	-0.9	-1.4	4.0	-1.3	-1.4	0.6	-1.2	-0.1	0.9
	10303 Pengetinan nanas &														
	10304 Pembuatan jem, marmalad dan sajian jeli	1.2	-1.8	-50.7	0.9	-11.9	9.4	-0.1	3.2	-0.9	-0.9	-1.3	-0.2	-0.2	-0.6
	Industri lain	1.2	-0.5	-4.1	-1.2	2.0	-1.4	-1.5	4.1	-1.4	-1.4	0.8	-1.2	-0.04	1.0
104	Pembuatan minyak dan lemak daripada sayuran dan haiwan	0.2	0.4	2.1	0.2	0.5	0.2	2.6	0.4	0.02	-0.3	0.04	0.4	0.02	0.9
	10404 Pembuatan minyak sayuran mentah dan bertapis &														
	10406 Pembuatan sebatian lemak masakan	1.5	-0.8	0.0	4.8	-2.1	1.9	0.4	-1.1	0.1	2.5	-0.8	0.8	-0.8	0.0
	10405 Pembuatan minyak kelapa	1.3	-1.1	-0.02	2.6	1.9	2.2	0.6	0.4	0.8	0.1	-0.7	-0.4	0.0	-0.9
	Industri lain	0.1	0.5	2.3	-0.2	0.6	0.1	2.8	0.5	-0.01	-0.4	0.1	0.4	0.1	1.0
105	Pembuatan produk tenusu	6.3	0.7	0.1	-4.9	-1.1	2.0	-0.9	4.5	0.9	0.8	1.0	-0.3	-0.05	-0.4
	10502 Pembuatan susu pekat, tepung dan sejat	7.0	0.4	0.5	-4.5	-2.3	1.0	-1.2	6.2	0.4	0.4	0.7	-0.3	0.03	-0.2
	Industri lain	4.3	1.4	-1.0	-6.1	2.5	4.7	0.1	-0.1	2.2	2.1	1.9	-0.3	-0.3	-0.8
106	Pembuatan produk bijian, kanji dan produk berkanji	2.4	-0.05	3.1	-0.4	0.6	-0.7	2.4	3.0	-0.6	0.1	-0.3	0.4	-0.2	-0.1
	10611 Pengilangan beras	5.2	-1.0	6.7	-6.0	3.0	-0.6	5.6	6.4	-0.9	-0.2	-0.9	0.4	-0.4	-0.2
	10613 Pengilangan tepung	0.2	1.5	0.4	3.4	-0.4	-0.6	-0.3	-0.4	-0.1	0.7	0.3	1.1	0.1	0.1
	Industri lain	-0.3	-2.6	-2.2	10.8	-6.1	-1.7	-0.5	2.6	-1.3	-1.6	-0.1	-2.1	-0.4	-0.7
107	Pembuatan produk makanan lain	4.5	0.5	0.4	0.9	3.0	-0.3	1.0	4.2	0.2	0.1	0.3	-0.7	0.9	0.2
	10711 Pembuatan biskut dan cookies	-1.0	-0.1	0.0	19.7	0.7	0.5	0.6	-0.04	-0.5	-0.5	0.9	-1.4	0.4	-0.9
	10712 Pembuatan roti, kek dan produk bakeri lain	1.9	4.9	1.4	-0.8	-3.2	0.4	2.0	1.8	0.1	0.01	1.8	-0.6	3.7	0.2
	10713 Pembuatan produk snek	1.2	-0.5	-4.4	-0.01	-0.2	1.5	-0.1	3.3	-1.0	-1.0	-0.6	-0.4	0.5	-0.6
	10721 Pembuatan gula	-0.3	-1.0	1.2	-3.1	0.2	-1.8	0.9	-0.5	0.1	0.1	-0.7	-0.2	-0.1	-0.3
	10731 Pembuatan produk koko	-1.3	-1.7	-1.2	-1.1	0.1	0.3	2.5	-0.1	-0.6	-0.6	-0.9	-1.2	0.5	0.3
	10732 Pembuatan coklat dan produk coklat &														
	10733 Pembuatan konfeksi gula	-0.6	-1.3	-1.5	-4.7	-1.2	1.9	2.1	0.7	-0.6	-0.8	-0.2	-0.4	-0.7	-0.8
	10793 Pembuatan sos dan bahan perasa	12.7	-2.1	1.0	6.2	8.0	1.4	-1.5	14.4	-0.8	-0.7	-0.4	-0.7	-0.9	-0.5
	10799 Pembuatan produk makanan lain f.t.f.t.l.	14.9	-1.5	0.4	-5.3	22.4	-7.0	2.1	10.3	3.6	0.6	-1.5	-0.5	0.4	0.6
	Industri lain	5.6	-0.4	1.2	-1.1	2.3	0.6	0.6	4.6	0.01	1.0	0.2	-0.6	0.1	1.1
108/10800	Pembuatan makanan haiwan tersedia	-1.0	-0.2	-10.6	-5.9	-0.5	4.4	-0.2	-1.2	0.2	0.03	0.3	-0.2	-0.4	1.9
110	Pembuatan minuman ringan	2.8	-3.0	2.5	-0.5	2.2	-0.4	-0.6	1.9	0.5	0.3	-1.0	-0.7	-1.3	-0.1
	11041 Pembuatan minuman ringan	0.2	-1.3	-0.9	1.9	2.5	-0.03	-0.47	-0.4	0.4	0.3	-0.7	-0.7	0.1	-1.3
	11042 Pengeluaran air mineral semulajadi dan minuman lain yang dibotolkan	2.0	-6.3	2.6	-1.7	0.1	-0.5	-2.2	1.4	0.3	0.3	-1.5	-1.0	-4.0	3.3
	Industri lain	26.5	-5.0	25.4	-11.0	5.2	-1.9	2.0	23.3	2.4	0.2	-1.1	-0.5	-3.5	-1.1
120/12000	Pembuatan produk tembakau	21.7	-18.5	3.9	0.2	17.9	-17.2	2.4	7.2	14.9	-1.2	-18.4	0.3	-0.5	-3.3
131	Pemintalan, penununan dan penyiapan tekstil	0.7	-2.7	0.7	0.9	-0.6	-2.8	1.9	-0.7	1.2	0.3	-0.1	0.2	-2.8	-1.2
	13110 Penyediaan dan pemintalan gentian tekstil &														
	13120 Penununan tekstil	-0.6	-2.2	-2.5	-0.5	-2.5	-3.5	0.8	-1.1	0.9	-0.5	-0.3	-0.2	-1.8	-1.3
	13132 Pewarnaan, pelunturan, percetakan dan penyiapan akhir benang dan fabrik	6.0	0.1	10.4	8.1	2.8	-0.5	4.2	-1.0	3.5	3.5	0.5	0.0	-0.5	2.2
	Industri lain	-2.1	-21.6	2.9	-20.9	9.4	-6.4	3.4	4.9	-3.4	-3.3	-1.1	6.9	-25.8	-18.8
139	Pembuatan tekstil lain	4.4	0.05	1.3	2.3	-0.5	3.1	-0.1	4.8	-1.0	0.6	0.2	2.0	-2.1	-0.1
	13910 Pembuatan fabrik dikait dan dikrusye	2.4	2.6	2.3	3.16	0.03	1.0	-0.1	3.1	-0.3	-0.4	0.9	2.1	-0.4	0.1
	Industri lain	5.8	-1.6	0.5	1.8	-0.9	4.5	0.0	6.0	-1.5	1.3	-0.2	1.9	-3.2	-0.1
141	Pembuatan pakaian, kecuali pakaian berbulu	0.7	-4.4	-1.3	7.3	1.5	-1.1	-1.8	0.1	0.6	-0.02	-0.4	1.2	-5.2	-0.7
	14102 Pembuatan pakaian	0.4	-2.3	-1.1	6.3	0.3	0.1	-1.8	-0.5	0.8	0.1	-0.1	1.9	-4.0	-0.6
	Industri lain	1.4	-9.9	-1.9	10.1	4.9	-4.1	-1.8	1.6	0.1	-0.3	-1.3	-0.5	-8.2	-1.0
142 & 143	Pembuatan artikel daripada kulit bulu dan pakaian yang dikait dan dikrusye	-4.3	-0.8	-16.4	1.9	4.0	1.0	-2.0	-4.3	1.9	-1.9	-0.4	-0.4	0.0	-0.3
151 (15110 & 15120)	Penyamakan dan pembersihan kulit, pembuatan bagasi, beg tangan, pelana dan abah-abah pembersihan dan pewarnaan bulu	0.8	-2.9	6.6	3.3	-1.0	-5.8	2.3	0.2	1.4	-0.7	-0.04	0.6	-3.5	-2.0
152	Pembuatan kasut	2.2	-3.5	-0.1	1.8	2.8	3.5	0.9	2.9	1.6	-2.3	0.5	0.05	-4.0	-1.4
	15201 Pembuatan kasut kulit &														
	15203 Pembuatan kasut getah	0.5	-5.0	-2.3	5.0	3.0	3.4	1.1	2.4	1.2	-3.0	1.2	0.4	-6.5	-0.6
	Industri lain	4.4	-1.7	2.5	-1.9	2.6	3.8	0.6	3.6	2.2	-1.3	-0.5	-0.4	-0.8	-2.5
161/16100	Pengilangan dan pengetaman kayu	0.9	-7.7	11.1	0.7	0.3	-1.7	1.3	1.1	0.1	-0.3	0.9	-0.1	-8.4	6.9

2022														Group Description/Period		
Ogo.	Sep.	Okt.	Nov.	Dis.	Jan.	Feb.	Mac.	Apr.	Mei	Jun	Jul.	Ogo.	Sep.			Okt.
-0.6	4.4	-2.7	-0.4	-0.8	3.7	-0.6	-2.4	0.0	0.5	-0.3	-1.3	0.4	4.0	-0.03	0.9	Processing and preserving of meat
-0.7	1.1	-0.8	-0.7	1.5	2.5	-1.8	-0.5	1.1	-0.2	1.7	0.8	0.2	0.2	0.04	0.3	Processing and preserving of fish, crustaceans and molluscs Canning of fish, crustaceans and molluscs
-0.7	0.6	-1.0	-1.4	1.3	3.1	-1.7	-0.5	1.3	-0.5	1.1	0.7	0.3	0.2	0.4	0.3	Processing, curing and preserving of fish, crustacean and molluscs
-0.7	4.0	0.1	3.6	2.5	-0.6	-1.9	-0.9	-0.5	1.2	4.9	0.9	-0.3	0.2	-1.7	-0.1	Other industry
-8.1	-1.4	-2.2	-0.7	1.9	4.8	-0.9	-2.4	-0.5	-0.1	-0.3	1.5	-3.2	0.3	-0.6	-0.5	Processing and preserving of fruits and vegetable Pineapple canning
-50.1	-0.7	-0.2	-1.6	2.7	-4.3	-1.0	-7.1	6.3	-1.0	4.0	-0.4	-1.1	1.4	-0.7	0.1	Manufacture of jams, marmalades and table jellies
-3.6	-1.4	-2.3	-0.7	1.8	5.3	-0.9	-2.2	-0.9	-0.1	-0.5	1.6	-3.3	0.3	-0.6	-0.5	Other industry
-0.1	1.3	-2.0	1.6	0.6	0.2	0.7	-0.3	-0.2	0.2	0.3	1.1	0.3	1.2	0.2	1.6	Manufacture of vegetable and animal oils and fats Manufacture of crude and refined vegetable oil
0.1	-0.1	0.0	4.6	0.2	-1.5	0.3	-1.0	0.1	1.6	0.3	0.8	-0.6	0.2	-0.1	5.8	Manufacture of compound cooking fats
0.8	0.1	0.0	2.8	-0.1	0.7	0.6	0.6	2.2	0.0	0.0	0.1	-0.1	0.6	0.0	-0.1	Manufacture of coconut oil
-0.1	1.4	-2.1	1.4	0.6	0.3	0.7	-0.3	-0.3	0.1	0.3	1.1	0.4	1.3	0.3	1.4	Other industry
0.4	0.1	-4.5	-0.4	0.0	-1.4	-0.3	0.6	0.6	0.4	1.0	-0.2	-0.8	0.2	0.4	0.4	Manufacture of dairy products Manufacture of condensed, powdered and evaporated milk
0.8	-0.1	-4.7	0.0	0.2	-2.2	-0.4	0.2	0.4	0.1	0.5	-0.5	-0.9	0.2	-0.02	1.31	Other industry
-0.7	0.5	-4.2	-1.6	-0.4	0.8	0.2	1.5	1.0	1.1	2.5	0.5	-0.6	0.2	1.5	-1.9	Other industry
1.0	2.2	-0.4	-0.8	0.8	0.6	0.0	-0.1	0.5	-1.3	0.1	0.2	0.3	2.0	-0.6	1.3	Manufacture of grain mill products, starches and starch products Rice milling
3.5	3.3	-0.8	-4.6	-0.7	2.2	0.8	0.0	0.8	-1.0	-0.4	0.3	1.8	3.4	-0.4	0.6	Flour milling
-0.6	0.9	-0.4	2.1	1.7	0.1	-0.6	0.1	0.1	-1.2	0.6	0.6	-1.1	0.2	-0.5	2.4	Other industry
-3.9	2.5	1.7	5.3	3.4	-4.4	-0.4	-1.4	1.0	-2.5	-0.2	-2.5	-1.1	3.3	-2.1	-0.6	Other industry
-0.2	0.3	-0.2	1.1	0.0	2.3	-0.2	0.8	-0.8	-0.1	0.5	0.1	0.5	0.4	0.5	0.3	Manufacture of other food products Manufacture of biscuits and cookies
-0.1	1.1	2.7	17.6	-0.9	0.7	0.1	-0.2	-0.2	-0.8	1.6	0.7	0.02	-0.1	-0.9	0.6	Manufacture of bread, cakes and other bakery products
0.4	0.7	-1.5	0.5	0.2	1.0	-3.7	-0.5	1.4	-0.4	-0.6	0.7	0.7	0.6	1.9	0.9	Manufacture of snack products
-0.3	-3.5	-0.8	0.3	0.5	0.5	-0.5	-0.1	0.4	-0.3	1.5	0.3	-0.6	0.1	1.1	0.2	Manufacture of sugar
1.2	0.3	-2.8	-2.0	1.7	-0.2	0.4	0.0	-1.5	0.8	-1.2	-0.1	1.3	-0.3	-0.4	-2.0	Manufacture of cocoa products
-1.2	-0.3	-3.2	1.4	0.8	0.5	0.4	-0.9	0.3	0.3	-0.3	0.8	1.2	0.4	-3.6	-0.6	Manufacture of chocolate and chocolate products
-0.1	-0.6	0.7	-5.4	0.0	-2.2	0.1	0.9	-0.6	-0.4	2.9	0.4	1.5	0.2	0.2	-4.9	Manufacture of sugar confectionery
0.5	1.0	0.5	4.3	1.3	3.2	3.2	1.4	-1.7	2.8	0.4	-1.1	0.3	-0.7	0.4	5.1	Manufacture of sauces and condiments
-2.1	1.9	-0.9	-4.1	-0.4	10.5	3.6	6.9	-6.6	0.1	-0.6	0.1	-0.01	2.0	0.1	-4.6	Manufacture of other food products n.e.c.
0.0	0.1	0.2	-0.9	-0.4	2.5	0.1	-0.3	0.0	-0.4	1.0	-0.3	0.7	0.2	0.2	1.8	Other industry
-12.3	0.1	-2.2	-2.7	-1.2	0.5	-0.7	-0.3	3.8	0.7	-0.1	-0.2	0.1	-0.1	0.3	0.4	Manufacture of prepared animal feeds Manufacture of soft drinks
2.4	0.2	-1.7	0.0	1.2	1.0	1.1	0.1	1.1	-0.6	-0.9	-0.3	-0.4	0.1	-0.2	-0.4	Manufacture of beverages
0.0	0.4	0.0	0.3	1.6	-0.1	2.3	0.4	1.1	-0.1	-1.0	0.2	-0.7	0.1	-0.1	-0.6	Manufacture of soft drinks
-0.7	0.0	-4.0	2.2	0.2	0.8	-2.2	1.6	-0.3	-0.5	0.3	-0.9	-1.3	0.1	0.03	0.47	Production of natural mineral waters and other bottled waters
27.0	-0.1	-6.1	-6.7	1.5	8.5	1.5	-4.4	4.0	-3.4	-2.3	-1.4	3.3	0.2	-1.5	-1.0	Other industry
-4.7	12.7	0.2	0.1	0.0	7.5	11.1	-1.3	-17.5	-0.1	0.5	-0.5	-4.8	8.1	0.3	0.6	Manufacture of tobacco products Preparation and spinning of textile fibres
1.8	0.1	0.9	-1.7	1.7	-1.2	-0.1	0.6	-1.3	-0.3	-1.2	-0.5	1.0	1.5	0.4	-0.6	Spinning, weaving and finishing of textiles Weaving of textiles
-1.0	-0.3	-0.4	0.0	-0.1	-2.2	0.3	-0.6	-1.6	-0.9	-1.2	-0.5	1.0	0.3	0.9	1.5	Other industry
3.9	4.0	5.2	-3.7	6.8	-0.2	-1.0	4.1	-0.7	0.5	-0.3	-0.5	0.7	4.1	-0.1	-4.6	Dyeing, bleaching, printing and finishing of yarns and fabrics
48.2	-14.5	-2.8	-18.6	0.0	13.4	0.2	-3.7	-2.6	4.7	-8.3	-0.3	2.0	1.7	-3.0	-8.0	Other industry
0.0	1.3	-0.2	2.7	-0.1	0.2	-0.6	-0.1	0.8	2.0	0.2	-0.6	0.1	0.4	-0.6	1.3	Manufacture of other textiles Manufacture of knitted and crocheted fabrics
-0.3	2.6	0.5	2.0	0.7	0.7	-0.1	-0.5	-0.1	1.4	-0.3	-0.4	-0.1	0.5	-2.3	0.4	Other industry
0.3	0.4	-0.7	3.1	-0.6	-0.1	-0.9	0.2	1.4	2.5	0.6	-0.7	0.3	0.4	0.6	1.8	Other industry
1.0	-1.5	-0.4	7.2	0.5	0.4	1.0	0.1	-0.7	0.7	-1.1	-1.2	-0.7	0.1	-1.0	4.5	Manufacture of wearing apparel, except fur Manufacture of clothings
1.2	-1.6	-0.9	6.9	0.4	-1.2	1.2	0.3	-0.7	1.2	-0.4	-1.3	-0.8	0.3	-1.2	4.4	Other industry
0.4	-1.3	0.8	8.3	0.9	4.8	0.5	-0.4	-0.8	-0.5	-2.8	-0.8	-0.4	-0.6	-0.7	4.6	Manufacture of articles of fur, knitted and crocheted apparel
-16.4	0.2	-3.4	3.8	1.7	2.8	0.1	1.0	1.1	0.0	-0.1	0.0	-2.6	0.6	-3.2	3.8	Manufacture of articles of fur, knitted and crocheted apparel Tanning and dressing of leather; manufacture of luggage, handbags, saddlery and harness; dressing and dyeing of fur
4.6	4.0	2.9	0.5	-0.1	-0.4	0.4	-1.0	-1.2	-1.0	-3.7	-1.2	2.2	1.3	-0.02	-0.7	Other industry
-0.8	2.1	1.3	0.7	-0.2	3.8	2.7	-3.6	0.7	1.8	1.0	-1.0	0.7	1.2	0.5	0.8	Manufacture of footwear Manufacture of leather footwear
-1.0	-0.7	3.0	1.8	0.1	5.4	1.6	-3.8	-0.2	1.6	2.0	-0.5	0.8	0.8	1.4	1.2	Manufacture of rubber footwear
-0.5	5.6	-0.7	-0.7	-0.5	1.9	4.1	-3.4	1.9	2.0	-0.2	-1.7	0.6	1.7	-0.6	0.3	Other industry
1.8	2.1	-0.1	0.6	0.3	1.2	-0.4	-0.5	0.1	0.4	-2.1	0.2	0.6	0.5	-0.4	0.5	Sawmilling and planing of wood

Kod Kumpulan Group code	Keterangan Kumpulan/Tempoh	2021				2022				2021					
		Q1	Q2	Q3	Q4	Q1	Q2	Q3	Jan.	Feb.	Mac	Apr.	Mei	Jun	Jul.
162	Pembuatan produk daripada kayu, gabus, jerami dan bahan jalinan lain	-1.8	0.9	2.7	0.2	-3.1	2.0	0.8	0.9	-1.2	-1.5	-0.4	3.9	-2.5	0.9
16211	Pembuatan kepingan venier dan papan lapis	-3.6	0.8	5.4	-1.4	-3.4	1.8	1.8	-0.7	-1.4	-1.5	-0.8	4.7	-3.1	1.6
16212	Pembuatan papan partikel dan papan gentian	0.6	-6.7	-2.3	6.1	1.8	-0.3	-2.6	0.3	0.2	0.2	-0.6	0.03	-6.2	-0.3
16221	Perfukangan kayu untuk jurubina Industri lain	3.0	2.9	0.2	-5.9	-10.9	2.3	-1.7	5.2	-0.9	-1.1	1.2	1.9	-0.2	-0.4
		-2.0	4.1	-0.8	9.0	2.2	3.5	1.8	2.5	-1.7	-2.7	-0.9	5.9	-0.8	0.5
170	Pembuatan kertas dan produk kertas	7.6	-2.0	1.1	2.6	1.4	-0.6	1.8	1.4	0.6	-0.1	-0.7	-0.3	-1.0	-0.6
17010	Pembuatan pulpa, kertas dan kertas tebal	1.4	-3.0	0.9	8.1	-0.9	0.4	1.1	0.5	0.4	0.4	-1.1	-0.4	-1.5	0.0
17020	Pembuatan kertas gelugur dan kertas tebal dan bekas daripada kertas dan kertas tebal	7.7	-0.7	0.1	1.2	1.5	-0.5	3.3	0.1	0.5	0.3	-0.7	0.01	0.1	-3.4
17091	Pembuatan sampul surat dan kad surat	3.0	-2.5	-1.3	-5.0	0.9	1.5	2.1	4.6	-0.8	-0.8	-2.1	-0.3	-0.1	-0.4
17092	Pembuatan kertas kegunaan rumah dan pembersih peribadi	1.0	-1.0	0.2	5.9	-0.6	-2.1	1.8	1.8	-0.4	-0.5	-0.3	-0.6	-0.2	-0.5
17093	Pembuatan kertas bergam atau pelekat yang berjalur atau bergulung dan label dan kertas dinding Industri lain	7.3	-5.5	6.7	-0.9	4.4	-0.6	-1.9	2.3	4.7	0.2	-0.8	-0.2	-4.4	6.3
		1.3	-2.6	0.8	0.5	4.4	-0.9	1.8	4.8	-1.8	-1.6	0.4	-0.8	-2.2	0.7
181 & 182	Percetakan, aktiviti perkhidmatan berkaitan percetakan dan penerbitan semula media rakaman	0.9	-3.9	-0.9	7.9	0.3	-2.6	-0.7	0.3	0.1	0.5	-3.0	0.3	-1.2	-0.5
18110	Percetakan	1.1	-3.8	-1.0	8.7	0.5	-2.2	-0.7	0.5	0.03	0.6	-3.1	0.3	-1.1	-0.5
18120	Aktiviti perkhidmatan berkaitan percetakan &	0.2	-4.0	-0.4	4.4	-0.4	-4.4	-0.6	-0.3	0.2	0.3	-2.5	-0.1	-1.5	-0.4
18200	Penerbitan semula media rakaman														
192 (19201 & 19202)	Pembuatan produk petroleum bertapis	3.5	-2.3	2.0	-0.3	3.7	-2.6	2.3	1.0	0.02	2.5	-2.6	0.04	0.3	1.9
201	Pembuatan kimia asas, baja dan sebatian nitrogen, plastik dan getah sintetik dalam bentuk primer	-2.2	-3.2	0.6	-3.1	2.3	-1.5	-0.1	-2.2	-0.1	0.1	-2.3	-0.4	-0.4	0.9
20111	Pembuatan gas perindustrian atau perubatan bukan organik dalam bentuk cecair atau mampat	7.4	-0.7	1.9	-24.8	1.5	1.2	-0.3	8.4	-0.5	-0.5	0.0	-1.3	0.5	1.2
20112	Pembuatan kimia organik asas &	0.7	-2.1	1.0	9.4	1.9	-0.7	1.5	1.2	-0.3	-0.3	-0.6	-0.1	-1.4	1.5
20113	Pembuatan sebatian bukan organik														
20121	Pembuatan baja &	3.4	-8.8	1.1	-13.0	4.7	-8.5	-0.6	3.0	-0.3	0.6	-8.6	-0.2	-0.1	1.7
20129	Pembuatan produk campuran nitrogen														
20131	Pembuatan plastik dalam bentuk primer Industri lain	-15.8	-0.8	-1.6	-1.4	1.1	-0.6	-1.7	-16.5	0.4	0.4	-0.1	-0.8	0.1	-0.6
		4.3	-3.1	1.6	11.2	4.3	7.9	-1.3	2.8	1.1	0.4	-2.9	0.5	-0.7	-0.5
202 & 203	Pembuatan produk kimia lain dan serat buatan manusia	9.2	-3.2	-1.1	3.6	4.5	-3.0	-0.8	3.6	-0.2	5.5	-4.3	0.9	0.3	-1.1
20210	Pembuatan racun perosak dan produk agrokimia lain	14.2	-1.5	-0.7	5.7	-2.0	-1.4	-1.6	20.7	-2.7	-2.7	-0.3	-1.2	-0.1	-0.2
20221	Pembuatan cat, varnis dan penyadur dan mastik	19.5	-16.7	-2.7	-3.2	18.4	-17.4	-1.2	3.5	-3.1	19.0	-16.3	-0.3	-0.1	0.1
20222	Pembuatan dakwat cetak	23.1	0.8	0.0	0.4	17.3	-2.0	0.2	0.0	0.1	23.0	-1.4	0.3	1.9	0.2
20231	Pembuatan sabun dan bahan pencuci, penyediaan & membersihkan dan mengilat	1.6	0.8	-1.7	-0.5	-0.6	0.9	1.3	0.8	0.4	0.4	-1.4	2.5	-0.2	-1.9
20232	Pembuatan pewangi dan penyediaan dandanan diri														
20291	Pembuatan plat fotografi, filem, sensitized paper dan other sensitized unexposed materials &														
20292	Pembuatan dakwat menulis dan melukis &	8.1	0.8	0.4	15.8	0.3	1.6	-3.6	5.2	2.0	0.7	-0.2	0.2	0.9	-1.4
20299	Pembuatan produk kimia lain f.t.f.t.l. Industri lain	-2.9	0.6	-1.0	-8.6	3.3	-1.8	0.1	-1.0	-1.0	-1.0	-0.3	-0.3	1.3	-0.3
210	Pembuatan produk farmaseutikal, kimia perubatan dan botani	0.3	12.1	1.1	-5.5	-1.2	12.9	3.0	-0.1	0.6	-0.2	12.8	-0.8	0.2	0.8
21001	Pembuatan bahan aktif ubat-ubatan untuk digunakan oleh bidang farmakologi dalam pembuatan ubat-ubatan Industri lain	0.5	11.1	0.2	-3.0	-2.0	11.1	3.0	-0.2	1.0	-0.3	12.0	-0.7	-0.1	0.7
		-0.2	14.8	3.1	-11.2	1.0	17.3	2.9	0.2	-0.2	-0.2	14.8	-0.9	0.9	0.9
221	Pembuatan produk getah	0.9	3.7	-1.3	-2.5	2.0	1.4	-0.6	0.8	-0.5	0.7	4.2	-0.3	-0.2	-0.7
22111	Pembuatan tayar getah untuk kenderaan	-1.3	8.9	-12.5	2.4	2.1	4.7	-13.2	1.6	-1.4	-1.4	8.9	0.3	-0.2	-12.0
22112	Pembuatan bunga tayar yang boleh ditukar ganti dan tayar celup	-3.8	-5.9	5.2	8.0	-5.6	-4.4	6.7	-0.1	-1.9	-1.8	3.3	-3.6	-5.4	0.5
22191	Pembuatan produk lain daripada getah asli atau sintetik, & tidak divulkan, divulkan atau dikeraskan	-0.3	-0.2	-3.3	-3.2	-0.6	1.6	2.7	0.3	-1.2	0.6	1.6	-1.4	-0.4	0.9
22193	Pengilangan semula getah dan prosesan susu getah														
22192	Pembuatan sarung tangan getah	1.2	5.4	-0.2	-6.0	3.8	3.4	-1.6	0.1	-0.2	1.3	4.7	0.1	0.5	-0.2
22199	Pembuatan produk getah lain yang f.t.f.t.l.	2.0	2.1	-0.4	3.4	0.2	-3.0	2.3	2.3	-0.5	0.1	3.6	-0.4	-1.1	-0.1
222	Pembuatan produk plastik	0.8	-0.2	-2.1	1.3	1.2	0.7	1.0	1.3	-0.5	-0.01	1.3	-0.3	-1.2	-0.8
22201	Pembuatan produk plastik separa siap &	-1.2	1.3	-3.3	-1.9	6.3	4.8	-0.4	0.1	-0.9	-0.4	3.7	-0.5	-1.9	-2.1
22202	Pembuatan produk plastik siap														
22203	Pembuatan artikel plastik untuk pembungkusan barangan	0.8	0.5	-1.1	3.7	0.5	0.4	2.0	2.1	-0.9	-0.4	1.2	-0.1	-0.5	-1.1
22204	Pembuatan barangan plastik jurubina	3.7	-3.9	0.2	0.4	7.8	-1.3	1.0	2.9	0.6	0.2	-0.3	-1.0	-2.7	0.3
22205	Pembuatan pinggan mangkuk, peralatan dapur dan barangan tandas daripada plastik	3.0	-0.9	-1.6	0.3	15.7	3.2	0.8	1.9	0.2	0.8	0.3	0.02	-1.3	-2.0
22209	Pembuatan pelbagai produk plastik f.t.f.t.l.	1.5	-1.4	-2.4	1.5	-5.2	-2.3	1.2	1.2	-0.02	0.3	0.1	-0.3	-1.2	0.5
231 (23101 & 23102 & 23109)	Pembuatan kaca dan produk kaca	1.6	-2.0	-1.6	7.7	0.4	6.0	2.7	1.0	0.3	0.3	0.6	-1.2	-1.4	-0.5

2022															Group Description/Period	
Ogo.	Sep.	Okt.	Nov.	Dis.	Jan.	Feb.	Mac.	Apr.	Mei	Jun	Jul.	Ogo.	Sep.	Okt.		Nov.
0.1	1.7	-0.2	1.5	-1.1	0.1	-0.5	-2.8	-0.8	3.9	-1.0	-0.8	0.03	1.6	0.4	1.1	Manufacture of products of wood, cork, straw and plaiting materials
0.7	3.1	-1.5	0.8	-0.7	-1.7	-0.9	-0.8	-1.1	4.8	-1.8	-1.3	-0.2	3.4	0.5	1.4	Manufacture of veneer sheets and plywood
-0.8	-1.2	1.4	3.8	0.8	1.9	0.5	-0.5	-0.7	0.6	-0.1	0.5	0.1	-3.2	0.6	-2.8	Manufacture of particle board and fibreboard
-0.1	0.7	0.8	-5.2	-1.6	0.1	0.3	-11.2	-1.2	3.4	0.2	-1.3	0.5	-0.9	-0.5	2.5	Manufacture of builders' carpentry
-1.3	0.0	2.4	9.1	-2.6	4.8	-0.3	-2.1	0.2	3.4	-0.1	0.6	0.3	0.8	0.5	1.0	Other industry
0.0	1.7	1.5	1.7	-0.7	0.7	0.8	-0.1	-1.0	0.2	0.1	0.3	-0.1	1.6	1.2	0.3	Manufacture of paper and paper products
-0.9	1.9	7.2	0.7	0.1	0.2	-1.1	-0.1	0.1	0.0	0.4	0.3	-1.1	2.0	2.0	1.1	Manufacture of pulp, paper and paperboard
1.3	2.2	1.6	0.1	-0.5	-0.1	1.6	0.1	-1.4	0.5	0.4	0.1	0.9	2.3	1.7	0.6	Manufacture of corrugated paper and paperboard and of containers of paper and paperboard
-0.5	-0.4	-0.8	-3.5	-0.8	2.9	-1.0	-1.0	-2.2	3.3	0.5	-0.2	-0.2	2.4	-0.8	-5.8	Manufacture of envelopes and letter-card
-0.4	1.1	-0.3	8.6	-2.2	0.7	-0.7	-0.6	-0.6	-1.2	-0.3	0.7	-0.1	1.2	0.2	-0.4	Manufacture of household and personal hygiene paper
-0.6	1.0	-0.9	0.0	0.0	0.6	4.1	-0.2	-1.1	1.6	-1.1	-0.2	-0.8	-0.9	0.5	1.6	Manufacture of gummed or adhesive paper in strips or rolls and labels and wall paper
-2.2	2.4	0.2	0.9	-0.5	4.1	-0.5	0.8	-0.9	-0.3	0.3	1.1	-1.8	2.5	1.0	-0.7	Other industry
0.1	-0.6	4.1	3.1	0.5	0.1	-0.2	0.5	-3.3	0.6	0.2	-0.3	-0.04	-0.4	4.3	2.3	Printing, service activities related to printing and reproduction of recorded media
0.0	-0.6	4.2	3.7	0.6	0.1	-0.3	0.7	-3.3	0.8	0.3	-0.3	-0.1	-0.3	4.3	2.6	Printing
0.5	-0.6	3.5	0.7	0.2	0.1	-0.1	-0.4	-3.6	-0.6	-0.2	-0.3	0.2	-0.5	4.0	0.8	Service activities related to printing
																Reproduction of recorded media
0.0	0.1	-0.5	-0.5	0.7	-0.3	1.5	2.5	-2.8	0.3	0.0	2.2	0.3	-0.2	-0.03	0.1	Manufacture of refined petroleum products
0.0	-0.3	-0.5	-2.6	0.0	0.6	0.8	0.9	-1.9	0.3	0.0	0.2	-0.1	-0.1	1.6	-1.0	Manufacture of basic chemicals, fertilizer and nitrogen compounds, plastics and synthetic rubber in primary forms
0.1	0.7	-0.9	-24.0	-0.1	2.8	-1.2	-0.1	0.0	0.2	1.0	0.2	-1.0	0.5	2.6	0.1	Manufacture of liquefied or compressed inorganic industrial or medical gases
																Manufacture of basic organic chemicals
-0.1	-0.5	0.6	8.2	0.5	0.1	0.4	1.4	-0.7	0.1	-0.1	1.1	0.01	0.4	1.7	2.7	Manufacture of inorganic compounds
																Manufacture of fertilizers
0.1	-0.7	-1.1	-11.1	-1.1	1.2	3.7	-0.3	-8.9	0.4	0.0	0.09	0.3	-1.0	1.3	-11.8	Manufacture of associated nitrogen products
-0.3	-0.6	-1.5	0.3	-0.2	-0.6	0.1	1.7	-0.3	-0.4	0.1	-1.1	0.1	-0.7	1.7	-0.1	Manufacture of plastics in primary forms
1.0	1.1	-0.2	10.3	1.1	2.5	1.2	0.6	4.3	4.5	-1.0	0.3	-1.7	0.1	0.5	1.2	Other industry
-0.3	0.3	2.8	1.3	-0.5	0.7	-1.1	4.9	-3.8	1.2	-0.3	-0.4	-0.4	-0.1	1.0	2.3	Manufacture of other chemical products and man-made fibres
-0.6	0.1	0.6	4.1	1.0	0.6	-2.8	0.3	-0.8	-0.6	0.0	0.0	-5.6	4.2	1.6	4.2	Manufacture of pesticides and other agrochemical products
-0.8	-1.9	0.3	-2.2	-1.2	3.7	-3.3	18.0	-16.7	-0.6	-0.3	-0.5	-0.7	0.02	1.1	0.9	Manufacture of paints, varnishes and similar coatings ink and mastics
-0.3	0.1	-2.0	2.5	-0.1	0.2	-0.2	17.3	-0.7	0.3	-1.6	0.1	0.0	0.2	-0.01	-0.08	Manufacture of printing ink
																Manufacture of soap and detergents, cleaning and polishing preparations
-0.3	0.5	-0.2	0.4	-0.7	0.0	-0.8	0.2	-2.4	3.9	-0.6	1.1	0.1	0.1	1.9	1.9	Manufacture of perfumes and toilet preparations
																Manufacture of photographic plates, films, sensitized paper and other sensitized unexposed materials
0.2	1.7	11.7	4.2	-0.5	-0.1	0.1	0.3	1.5	-0.5	0.6	-2.5	0.3	-1.5	-0.03	4.35	Manufacture of writing and drawing ink
																Manufacture of other chemical products n.e.c.
0.0	-0.6	0.0	-8.0	-0.6	2.2	0.8	0.3	-0.9	0.0	-0.8	0.6	0.1	-0.5	-0.3	-8.4	Other industry
0.9	-0.7	-0.6	-5.1	0.2	-1.6	0.5	-0.1	12.9	-0.5	0.5	1.4	1.1	0.5	0.1	-4.8	Manufacture of pharmaceuticals, medicinal chemical and botanical products
0.8	-1.2	0.3	-3.0	-0.3	-2.9	1.1	-0.2	11.5	-0.5	0.2	1.9	1.1	-0.05	1.1	-5.2	Manufacture of medicinal active substances to be used for their pharmacological properties in the manufacture of medicaments
1.4	0.8	-2.6	-10.2	1.5	1.6	-0.8	0.2	16.4	-0.5	1.3	0.2	0.9	1.8	-2.2	-3.9	Other industry
-0.4	-0.2	-0.3	-1.8	-0.4	2.2	-0.4	0.2	4.4	-0.4	-2.6	-0.7	0.01	0.2	-1.4	-1.4	Manufacture of rubber products
-0.2	-0.4	-0.7	1.2	1.8	1.7	0.9	-0.5	7.1	0.1	-2.4	-12.5	-0.7	-0.2	0.4	1.4	Manufacture of rubber tyres for vehicles
3.0	1.6	1.9	7.2	-1.2	0.4	-4.0	-2.0	4.9	-3.3	-5.8	0.0	3.8	2.8	1.3	7.3	Manufacture of interchangeable tyre treads and retreading rubber tyres
																Manufacture of other products of natural or synthetic rubber, unvulcanized, vulcanized or hardened
-0.7	-3.4	-1.2	-1.7	-0.2	0.8	-1.1	-0.3	5.0	-0.9	-2.5	1.7	1.2	-0.2	-0.4	2.1	Rubber remilling and latex processing
-0.3	0.3	-0.6	-4.9	-0.6	3.4	-0.7	1.1	4.5	-0.3	-0.8	-1.0	-0.8	0.2	-2.5	-3.6	Manufacture of rubber gloves
-0.6	0.4	0.6	3.4	-0.5	0.7	0.6	-1.0	3.3	-0.2	-6.0	1.1	0.9	0.3	-0.4	0.0	Manufacture of other rubber products n.e.c.
-0.4	-0.9	0.3	0.8	0.2	-1.0	-0.8	3.1	1.1	-0.4	0.0	0.8	0.1	0.1	-0.3	0.6	Manufacture of plastics products
																Manufacture of semi-manufactures of plastic products
-0.9	-0.3	0.2	-2.0	-0.2	-1.1	-0.7	8.3	3.4	-0.4	1.8	0.4	-0.4	-0.4	-0.5	0.7	Manufacture of finished plastic products
-0.2	0.2	0.9	2.2	0.6	-1.5	-0.9	3.0	0.7	-0.6	0.3	0.4	0.6	1.0	0.9	-0.2	Manufacture of plastic articles for the packing of goods
0.3	-0.5	1.2	-1.2	0.4	0.9	-0.5	7.4	0.6	-1.6	-0.3	0.6	-0.5	0.9	2.5	-1.3	Manufacture of builders' plastics ware
0.5	0.0	0.6	0.1	-0.4	14.9	0.0	0.7	2.5	0.5	0.2	0.7	-0.4	0.5	-5.7	-1.7	Manufacture of plastic tableware, kitchenware and toilet articles
-0.5	-2.4	-0.2	1.6	0.1	-4.4	-1.0	0.2	-0.3	-0.4	-1.6	1.6	0.1	-0.5	0.1	2.0	Manufacture of diverse plastic products n.e.c.
0.1	-1.3	3.0	-0.5	5.1	1.2	-0.9	0.1	-0.2	6.2	0.0	1.5	2.0	-0.8	-0.6	1.9	Manufacture of glass and glass products

Kod Kumpulan Group code	Keterangan Kumpulan/Tempoh	2021				2022				2021					
		Q1	Q2	Q3	Q4	Q1	Q2	Q3	Jan.	Feb.	Mac	Apr.	Mei	Jun	Jul.
239	Pembuatan pengeluaran galian bukan logam f.t.t.l.	0.6	-1.2	1.6	0.5	-0.6	-0.1	0.4	2.1	-2.0	0.5	0.8	0.02	-2.0	0.7
23911	Pembuatan mortar refraktori dan konkrit &	6.1	-0.8	-2.7	1.2	-7.0	-1.2	-1.7	3.3	-2.7	5.5	0.0	0.0	-0.8	-2.4
23921	Pembuatan seramik bukan refraktori														
23930	Pembuatan produk porselin dan seramik lain	-4.9	1.9	-4.7	1.5	-0.6	1.1	3.2	1.2	-5.6	-0.5	0.1	3.5	-1.6	-0.8
23941	Pembuatan simen hidrolik	2.4	-0.02	-0.3	4.1	-0.1	3.2	-11.0	2.4	-0.1	0.1	1.0	-0.7	-0.3	-0.2
23951	Pembuatan konkrit dan mortar siap bancuh dan bancuhan kering	-4.7	1.2	6.9	-1.1	-3.7	3.3	4.0	2.2	-6.3	-0.5	2.3	0.3	-1.4	1.7
23952	Pembuatan konkrit pratuangan, simen atau artikel batu buatan yang digunakan dalam pembinaan;														
23953	& Pembuatan komponen struktur pasang siap untuk bangunan atau kejuruteraan awam dari simen, batu atau konkrit buatan	1.9	-3.6	2.2	2.8	1.0	-2.4	1.4	1.1	0.3	0.5	0.0	-0.5	-3.1	1.9
23959	Pembuatan artikel konkrit, simen dan plaster lain f.t.t.l.														
23990	Pembuatan produk mineral bukan logam lain f.t.t.l. Industri lain	2.0	-1.8	2.7	2.1	4.7	-2.4	0.6	2.2	0.2	-0.4	0.8	0.7	-3.3	1.0
		-0.3	-0.3	0.4	-10.6	3.0	2.7	1.9	3.7	-2.0	-1.8	2.2	-0.8	-1.6	-0.03
241 (24101 & 24102 & 24103 & 24104 & 24109)	Pembuatan besi dan keluli asas	-1.3	-1.7	-2.0	7.1	-2.2	1.1	0.1	1.8	-2.7	-0.3	-2.1	-0.1	0.5	-1.8
242 (24201 & 24202 & 24209)	Pembuatan logam asas berharga dan logam bukan ferus lain	1.6	-4.2	0.1	0.8	3.6	-3.1	1.3	0.3	1.5	-0.2	-0.8	-0.6	-2.8	-0.7
243	Pengacuan logam	7.4	-7.0	-0.03	1.8	5.9	-6.8	0.4	0.6	3.1	3.5	-5.0	-1.6	-0.5	-2.8
251 & 252	Pembuatan produk struktur logam, tangki, takungan, penjana wap, senjata dan peluru	1.6	-6.1	4.1	-0.3	0.4	-2.4	0.3	0.5	-0.1	1.1	-1.7	-0.1	-4.5	1.2
25113	Pembuatan pintu, tingkap dan bingkai, penutup tingkap & dan pintu pagar daripada logam	2.4	-7.2	5.3	-1.8	0.9	-3.9	-0.9	0.6	0.0	1.7	-1.7	0.5	-6.0	1.8
25119	Pembuatan produk struktur logam lain														
25120	Pembuatan tangki, takungan dan kontena daripada logam Industri lain	-0.3	-2.3	3.0	1.3	-0.8	0.6	5.9	0.04	-0.1	-0.2	-0.2	-0.6	-1.6	0.8
		0.3	-5.7	-0.4	4.9	-0.5	0.7	-1.2	0.8	-0.6	0.1	-3.2	-2.4	-0.2	-0.8
259	Pembuatan lain-lain produk yang direka daripada logam; aktiviti perkhidmatan kerja logam	2.5	-2.4	0.4	2.4	2.2	-2.2	1.1	0.7	0.8	1.0	-0.7	-0.5	-1.2	-0.8
25910	Tempaan, tekanan, hentakan dan bentuk gelekkan logam; serbuk metalurgi	1.1	-0.7	0.5	1.2	0.5	0.4	3.3	2.0	-0.2	-0.7	-0.4	0.1	-0.4	-1.3
25920	Rawatan dan penyalutan logam; menggunakan mesin	10.3	-6.6	-2.4	4.4	8.4	-7.6	2.3	0.6	4.9	4.5	-3.7	-0.7	-2.4	0.4
25991	Pembuatan tin untuk produk makanan dan minuman, tiub dan kotak boleh dilipat	-1.1	-1.1	-1.7	4.4	-0.5	-1.1	-0.3	1.4	-1.2	-1.3	0.6	-1.0	-0.7	-1.1
25992	Pembuatan kabel, plaited bands (jalur/pita berpintal) dan artikel seumpamanya daripada logam	-1.6	-2.1	3.1	0.9	-0.8	-1.3	0.7	0.2	-1.2	-0.6	-0.7	-0.8	-0.6	-1.0
25993	Pembuatan bolt, skru, nat dan produk uliran seumpamanya														
25994	Pembuatan barangan rumah daripada logam	2.2	-11.0	-2.5	4.2	3.8	-3.8	-5.0	0.2	1.0	1.0	-1.2	0.6	-10.4	-3.9
25999	Pembuatan produk lain yang direka daripada logam f.t.t.l. Industri lain	5.3	-1.3	0.5	2.8	3.4	-2.7	0.2	0.1	2.4	2.8	0.3	-0.7	-0.9	-0.7
		1.4	-1.9	1.1	2.5	3.1	-2.0	0.8	-0.4	-0.1	1.9	-0.5	-0.5	-0.9	0.7
261	Pembuatan komponen dan papan elektronik	1.9	2.2	1.0	3.5	1.5	2.2	2.1	0.1	1.2	0.6	1.1	0.4	0.6	0.2
26101	Pembuatan diod, transistor dan alatan semikonduktor & yang seumpamanya	1.8	2.4	1.8	1.4	1.4	2.8	2.2	0.1	1.3	0.4	1.8	0.5	0.1	0.3
26102	Pembuatan litar elektronik bersepadu dengan pemasangan mikro														
26103	Pembuatan kapasitor dan perintang elektrik &														
26104	Pembuatan papan litar bercetak &	2.7	1.9	0.1	6.8	1.7	1.2	2.7	0.2	1.3	1.2	0.2	0.2	1.5	0.2
26105	Pembuatan komponen paparan														
26109	Pembuatan komponen lain untuk aplikasi elektronik	-0.7	2.2	-1.5	2.1	0.8	2.6	-2.4	-0.2	0.1	-0.6	0.8	1.1	0.3	-0.5
262 (26201 & 26202)	Pembuatan komputer dan kelengkapan peranti	1.5	1.1	3.3	3.1	1.1	1.7	1.0	1.3	0.6	-0.4	-0.1	1.0	0.2	1.4
263/ 26300	Pembuatan peralatan komunikasi	-1.8	4.1	-0.1	0.6	0.001	4.1	3.5	-1.0	-0.2	-0.7	1.5	1.1	1.5	-0.4
264/ 26400	Pembuatan peralatan elektronik pengguna	-1.1	-0.3	2.2	-1.4	0.1	4.4	1.0	-0.8	-0.1	-0.1	-0.8	0.9	-0.5	-5.0
265	Pembuatan kelengkapan mengukur, menguji, memandu arah dan kawalan; jam tangan dan jam	4.0	-0.3	0.6	2.4	1.0	0.9	3.5	3.5	0.1	0.3	0.2	0.2	-0.7	0.0
26511	Pembuatan kelengkapan mengukur, menguji, memandu arah dan kawalan	4.5	0.4	1.5	0.8	0.2	0.9	4.2	4.8	-0.3	0.0	0.4	0.4	-0.3	0.5
26512	Pembuatan kelengkapan kawalan proses perindustrian														
26520	Pembuatan jam tangan dan jam dan bahagiannya	2.3	-2.9	-2.2	8.0	4.0	0.7	1.3	-0.8	1.6	1.6	-0.6	-0.5	-1.9	-1.9
266/ 26600	Pembuatan peralatan penyinaran, perubatan elektro dan elektroterapeutik	-0.2	1.6	2.3	-3.4	-0.8	0.9	1.6	-0.4	0.1	0.1	-0.4	0.6	1.4	1.5

2022														Group Description/Period		
Ogo.	Sep.	Okt.	Nov.	Dis.	Jan.	Feb.	Mac.	Apr.	Mei	Jun	Jul.	Ogo.	Sep.			
0.1	0.8	-0.6	0.8	0.3	1.0	-1.8	0.3	0.5	-0.8	0.2	0.5	-0.7	0.6	0.01	0.1	Manufacture of non-metallic mineral products
																<i>Manufacture of refractory mortars and concretes</i>
-0.5	0.1	-2.5	3.2	0.6	-6.3	-2.2	1.5	-1.0	-0.3	0.1	-0.05	-0.6	-1.1	0.5	3.7	<i>Manufacture of non-refractory ceramic</i>
-0.4	-3.5	1.8	-0.5	0.2	1.8	-1.1	-1.3	-0.7	1.4	0.4	2.4	0.5	0.2	-0.1	-0.7	<i>Manufacture of other porcelain and ceramic products</i>
-0.3	0.1	0.0	3.7	0.3	0.3	0.1	-0.5	3.0	0.4	-0.2	0.2	-12.8	1.9	0.1	4.3	<i>Manufacture of hydraulic cement</i>
2.7	2.3	-2.9	1.7	0.2	0.9	-4.8	0.3	4.4	-1.3	0.2	-0.3	2.9	1.4	0.2	1.8	<i>Manufacture of ready-mix and dry-mix concrete and mortars</i>
																<i>Manufacture of precast concrete, cement or artificial stone articles for use in construction</i>
-0.7	1.0	-0.2	2.6	0.4	1.7	-1.7	1.0	-1.6	-1.0	0.2	1.2	-0.5	0.7	0.6	-1.7	<i>Manufacture of prefabricated structural components for building or civil engineering of cement, concrete or artificial stone</i>
																<i>Manufacture of other articles of concrete, cement and plaster n.e.c.</i>
-0.4	2.0	2.2	0.2	-0.4	3.9	1.1	-0.3	-0.5	-2.0	0.1	0.4	-0.3	0.5	-2.7	0.3	<i>Manufacture of other non-metallic mineral products n.e.c.</i>
-0.2	0.6	0.1	-10.8	0.1	5.6	-0.9	-1.6	2.6	-0.7	0.8	-0.4	2.2	0.1	-0.1	-4.8	<i>Other industry</i>
-0.2	0.1	2.3	-0.2	4.9	-0.6	-2.4	0.8	0.4	-0.1	0.8	-0.03	-0.1	0.2	1.6	-0.3	Manufacture of basic iron and steel
-0.1	0.9	0.5	0.2	0.0	1.4	2.7	-0.5	0.7	-1.2	-2.7	1.0	0.1	0.2	-0.2	-0.1	Manufacture of basic precious and other non-ferrous metals
2.5	0.4	0.0	1.7	0.2	4.0	2.1	-0.3	-6.3	-1.1	0.6	0.6	-0.6	0.4	0.8	-2.4	Casting of metals
0.1	2.6	0.3	-1.0	0.3	0.1	-0.7	0.9	-0.9	0.4	-1.9	-0.3	0.3	0.3	-0.1	0.1	Manufacture of structural metal products, tanks, reservoirs, steam generators, weapons and ammunition
																<i>Manufacture of metal doors, windows and their frames, shutters and gates</i>
0.5	3.0	0.1	-2.4	0.5	0.3	-0.6	1.1	-1.5	0.5	-2.8	-0.8	-0.2	0.1	-0.5	0.3	<i>Manufacture of other structural metal products</i>
-1.2	3.3	0.6	0.8	-0.1	-0.8	0.4	-0.4	1.0	0.3	-0.8	0.9	1.4	3.5	-0.1	-0.3	<i>Manufacture of tanks, reservoirs and containers of metal</i>
0.1	0.2	1.1	3.6	0.2	0.1	-2.2	1.7	-0.3	0.1	1.0	0.6	1.6	-3.3	1.4	-0.5	<i>Other industry</i>
0.0	1.2	0.7	0.7	1.0	0.5	0.4	1.3	-1.5	-0.3	-0.5	-0.04	0.4	0.8	-0.1	0.2	Manufacture of other fabricated metal products; metal working service activities
																<i>Forging, pressing, stamping and roll-forming of metal; powder metallurgy</i>
0.0	1.9	0.7	0.4	0.1	1.1	0.2	-0.8	-0.2	0.9	-0.3	-1.0	2.3	2.0	-1.1	-1.6	<i>Treatment and coating of metals; machining</i>
-2.2	-0.7	1.9	1.5	0.9	0.7	3.2	4.3	-5.6	-0.8	-1.2	1.9	-0.6	0.9	1.8	-1.3	<i>Manufacture of tins and cans for food products, collapsible tubes and boxes</i>
-0.7	0.1	1.7	1.1	1.5	1.9	-0.9	-1.6	1.1	-2.8	0.6	0.7	0.5	-1.4	-0.7	1.3	<i>Manufacture of metal cable, plaited bands and similar articles</i>
																<i>Manufacture of bolts, screws, nuts and similar threaded products</i>
0.6	3.5	-0.6	1.3	0.3	-0.6	0.2	-0.4	-1.2	-0.3	0.1	0.2	0.3	0.1	0.5	1.4	<i>Manufacture of metal household articles</i>
0.5	0.9	-0.2	5.0	-0.5	-0.6	0.9	3.5	-3.1	1.4	-2.2	-5.6	0.7	-0.1	-0.1	5.1	<i>Manufacture of any other fabricated metal products n.e.c.</i>
0.5	0.7	0.4	-0.7	3.1	0.5	-0.6	3.5	-1.8	-0.2	-0.8	-0.4	-0.4	1.0	-0.01	1.42	<i>Other industry</i>
0.5	-0.1	1.6	0.8	0.1	0.2	1.0	2.0	-0.4	-1.1	-0.5	1.0	-1.0	0.8	-0.8	-1.3	<i>Other industry</i>
0.8	0.0	2.0	0.8	0.6	-0.4	0.9	1.0	0.8	0.2	1.1	0.5	0.8	0.8	-0.2	0.8	Manufacture of electronic components and boards
																<i>Manufacture of diodes, transistors and similar semiconductor devices</i>
1.4	0.1	0.3	0.5	0.6	-0.9	1.0	1.3	1.4	0.2	1.2	0.6	1.4	0.3	-0.4	-0.1	<i>Manufacture of electronic integrated circuits micro assemblies</i>
																<i>Manufacture of electrical capacitors and resistors</i>
0.2	-0.2	4.7	1.2	0.8	0.0	0.9	0.8	-0.1	0.0	1.3	0.6	0.3	1.7	0.2	2.1	<i>Manufacture of printed circuit boards</i>
																<i>Manufacture of display components</i>
-0.7	-0.3	0.3	1.6	0.2	0.9	-0.2	0.1	1.3	1.7	-0.4	-0.8	-0.7	-0.9	-0.8	1.7	<i>Manufacture of other components for electronic applications</i>
0.7	1.1	0.1	2.8	0.1	0.5	0.1	0.6	-0.5	1.5	0.6	0.0	1.0	-0.03	-0.5	3.2	Manufacture of computers and peripheral equipment
0.5	-0.2	0.5	0.9	-0.7	-1.3	1.2	0.2	0.8	1.6	1.5	0.5	1.3	1.7	-0.4	-0.1	Manufacture of communication equipment
4.6	2.9	1.8	-2.0	-1.2	1.0	-0.5	-0.3	2.1	1.2	1.1	1.4	4.7	-4.8	-0.2	-0.7	Manufacture of consumer electronics
0.6	0.0	0.3	1.9	0.2	0.8	-0.3	0.6	-0.3	0.0	1.2	1.3	1.5	0.6	0.6	1.6	Manufacture of measuring, testing, navigating and control equipment; watches and clocks
																<i>Manufacture of measuring, testing, navigating and control equipment</i>
0.7	0.2	0.6	-0.2	0.4	1.0	-0.7	-0.1	0.0	-0.2	1.0	1.6	1.8	0.8	0.8	2.2	<i>Manufacture of industrial process control equipment</i>
0.2	-0.5	-0.7	9.5	-0.6	0.1	0.8	3.1	-1.4	0.4	1.8	0.3	0.8	0.2	-0.2	-0.4	<i>Manufacture of watches and clocks and parts</i>
1.2	-0.5	-0.4	-2.7	-0.3	-0.6	-0.4	0.1	-0.9	0.9	0.9	0.5	1.0	0.02	0.3	-0.1	Manufacture of irradiation, electromedical and electrotherapeutic equipment

Kod Kumpulan Group code	Keterangan Kumpulan/Tempoh	2021				2022				2021					
		Q1	Q2	Q3	Q4	Q1	Q2	Q3	Jan.	Feb.	Mac	Apr.	Mei	Jun	Jul.
267 (26701 & 26702) & 268 (26800)	Pembuatan peralatan optikal, kelengkapan fotografi, media magnetik dan optikal	-1.8	-0.01	-1.4	-5.8	-4.3	5.2	1.1	-0.1	-1.0	-0.7	0.2	0.4	-0.6	-1.9
271	Pembuatan motor elektrik, penjana, transformer dan perkakasan pengagihan dan pengawalan elektrik	2.5	-2.0	4.2	1.9	-0.1	-2.0	4.8	2.2	0.1	0.2	-1.7	-0.2	0.0	-0.2
	27101 Pembuatan motor elektrik, penjana dan transformer	5.7	-3.3	2.7	0.8	0.5	-2.7	1.3	5.2	0.2	0.2	-2.8	-0.8	0.3	0.5
	27102 Pembuatan perkakasan pengagihan dan pengawalan	-0.1	-0.9	5.5	2.8	-0.6	-1.4	7.5	-0.2	-0.1	0.2	-0.8	0.2	-0.2	-0.8
272/ 27200	Pembuatan bateri dan akumulator	2.0	-3.8	-0.2	-6.8	5.9	-2.0	6.4	2.2	-0.7	0.5	-0.6	1.1	-4.3	-1.3
273	Pembuatan pendawaian dan peranti pendawaian	-2.8	2.1	3.6	4.9	-1.1	1.7	-0.2	-1.0	-1.1	-0.8	-1.0	1.0	2.1	-0.5
	27310 Pembuatan kabel gantian optikal	-0.3	-1.4	8.2	-6.2	5.6	3.1	6.2	-1.3	0.5	0.5	-1.8	0.8	-0.4	1.4
	27320 Pembuatan wayar dan kabel elektronik dan elektrik lain	-3.3	0.9	3.7	5.9	-1.6	1.9	-0.5	-1.1	-1.2	-1.0	-1.1	1.0	1.0	-0.6
	27330 Pembuatan alatan pendawaian pembawa dan bukan pembawa arus untuk litar elektrik (tanpa mengira jenis bahan)	2.0	19.9	0.5	-0.7	2.4	-1.3	0.0	0.7	0.6	0.6	0.6	1.0	18.0	-0.3
274/ 27400	Pembuatan kelengkapan pencahayaan elektrik	-3.0	-2.1	-5.0	-10.1	-1.3	4.0	6.7	-0.5	-1.3	-1.3	-1.4	-0.6	-0.1	-2.0
275/ 27500	Pembuatan perkakasan domestik	4.3	-2.9	-1.7	3.8	3.1	-1.5	-3.8	0.4	-0.4	4.3	-1.2	-1.0	-0.8	-1.4
279/ 27900	Pembuatan kelengkapan elektrik lain	-1.0	-1.8	0.6	2.7	1.9	1.1	-1.6	-0.5	-0.3	-0.3	-0.2	-0.1	-1.4	0.2
281 & 282	Pembuatan jentera kegunaan umum dan kegunaan khas	0.6	1.2	-2.2	1.5	0.7	2.9	-0.7	0.5	1.4	-1.4	0.5	-0.4	1.2	-2.1
	28120 Pembuatan alat-alat kuasa bendalir &														
	28130 Pembuatan pam, pemampat, kepala paip dan injap lain	0.5	-2.1	2.3	21.8	1.7	-2.5	-1.2	-0.1	0.3	0.3	0.9	-0.6	-2.4	1.6
	28180 & Pembuatan alatan tangan yang menggunakan kuasa dilengkapkan dengan motor elektrik atau bukan motor elektrik atau pneumatik	-0.2	0.2	-2.0	-3.2	0.7	0.6	-2.1	-0.7	2.0	-1.4	1.3	-0.8	-0.3	-1.4
	28220 Pembuatan jentera pembentukan logam dan alatan mesin														
	28192 Pembuatan mesin penyaman udara, termasuk untuk kenderaan bermotor	-2.8	-1.8	-4.2	0.7	7.7	-1.5	4.0	-3.2	0.7	-0.3	-0.3	-1.3	-0.2	-5.3
	28290 Pembuatan lain-lain mesin bertujuan khas t.t.t.l. Industri lain	-0.2	-0.4	-4.6	1.9	3.4	-0.4	-5.9	0.2	-0.2	-0.2	1.6	0.2	-2.2	0.1
		1.9	3.3	-2.0	1.2	-1.5	6.7	0.2	2.3	1.8	-2.1	-0.2	-0.2	3.6	-2.8
291 (29101 & 29102)	Pembuatan kenderaan bermotor	0.6	-1.3	1.4	1.1	0.8	0.6	2.6	0.1	0.9	-0.4	-0.1	-0.2	-1.0	-0.9
292/ 29200	Pembuatan kerangka (coachwork) untuk kenderaan bermotor; pembuatan treler dan semi treler	-1.1	0.8	0.1	-1.0	2.6	3.5	2.5	0.5	-0.1	-1.5	2.0	0.5	-1.7	-0.3
293/ 29300	Pembuatan alat ganti dan aksesori untuk kenderaan bermotor	0.3	-0.5	-0.02	1.1	1.6	0.7	-0.5	-0.2	0.6	-0.1	0.3	-0.4	-0.4	-0.5
301 (30110 & 30120)	Pembinaan kapal dan bot	3.0	-7.3	5.1	-1.0	3.2	0.1	3.2	1.4	0.3	1.3	-5.7	0.5	-2.3	-0.1
302, 303, 304 & 309	Pembuatan lokomotif keretapi, rolling stock, kapal angkasa dan udara, jentera berkaitan, kenderaan tempur ketenteraan, dan kelengkapan pengangkutan t.t.t.l.	5.1	-4.7	0.9	0.4	4.6	-1.2	1.1	4.8	0.2	0.1	-3.2	-0.6	-1.0	-0.2
	30910 Pembuatan motosikal	5.7	-4.8	1.8	1.1	4.9	-3.2	2.1	2.8	1.4	1.4	-3.8	-0.8	-0.3	-0.4
	30920 Pembuatan basikal dan invalid carriages Industri lain	11.4	-12.7	-4.0	-0.5	6.4	3.7	0.4	10.9	0.2	0.2	-9.3	-1.7	-2.1	-1.0
		3.1	-2.5	1.5	0.1	4.0	-0.8	0.5	4.9	-0.8	-0.9	-1.1	-0.1	-1.3	0.1
310	Pembuatan perabot	2.4	-4.6	7.5	-0.9	2.8	1.1	-1.0	1.6	0.3	0.5	1.3	-0.3	-5.6	-2.0
	31001 Pembuatan perabot kayu dan rotan Industri lain	1.5	-5.5	9.9	0.0	3.3	1.6	-1.3	0.4	0.3	0.8	1.7	-0.2	-6.8	-2.7
		5.0	-2.1	0.5	-3.6	1.0	-0.5	0.0	5.1	0.3	-0.4	0.1	-0.4	-1.8	0.1
321 (32110 & 32120)	Pembuatan barang kemas, bijouterie dan artikel berkaitan	-3.5	-3.1	0.3	2.2	-1.2	-1.1	1.8	2.4	-1.2	-4.7	-0.5	-0.7	-1.9	1.3
322, 325 & 329	Pembuatan instrumen muzik, peralatan dan bekalan perubatan dan pergigian dan pembuatan lain t.t.t.l.	5.3	-0.8	0.6	2.9	1.2	0.9	1.4	2.8	2.0	0.5	0.4	-0.1	-1.1	-0.03
	32901 Pembuatan alat tulis Industri lain	-1.4	-1.5	0.7	5.2	-3.1	0.2	2.2	0.3	-1.9	0.3	-0.2	-0.4	-0.9	-0.3
		7.6	-0.6	0.6	2.2	2.6	1.1	1.2	3.7	3.2	0.6	0.6	0.0	-1.2	0.1
323/ 32300	Pembuatan barangan sukan	12.4	-3.3	-1.5	5.6	-2.0	-0.3	1.3	11.7	0.3	0.3	-1.8	-0.1	-1.4	-0.1
324/ 32400	Pembuatan permainan dan mainan	1.2	-3.8	2.2	1.1	1.8	2.1	7.9	1.8	-1.3	0.7	-1.6	-1.5	-0.7	0.02
331 & 332	Pembaikan pemasangan produk logam, jentera, kelengkapan dan pemasangan jentera perindustrian dan kelengkapan	2.8	-2.7	2.5	1.1	3.4	0.4	-2.7	3.7	0.7	-1.5	-0.1	-0.2	-2.4	0.9
	33150 Pembaikan dan penyelenggaraan kelengkapan pengangkutan kecuali motosikal dan basikal Industri lain	-2.1	-4.5	-0.6	-0.2	1.1	1.1	-1.7	2.3	-2.1	-2.2	0.0	0.3	-4.8	-0.4
		3.9	-2.3	3.1	1.4	3.8	0.2	-2.9	4.0	1.3	-1.4	-0.2	-0.3	-1.9	1.2
Jumlah Pembuatan		1.6	-0.8	0.7	1.3	1.2	0.5	0.8	1.2	0.1	0.2	0.1	0.1	-0.9	-0.2

2022														Group Description/Period		
Ogo.	Sep.	Okt.	Nov.	Dis.	Jan.	Feb.	Mac	Apr.	Mei	Jun	Jul.	Ogo.	Sep.			Okt.
1.3	-0.8	-0.2	-5.8	0.3	-5.1	1.3	-0.5	3.8	-0.6	2.0	-1.3	2.8	-0.4	-0.04	-4.3	Manufacture of optical instruments, photographic equipment, magnetic and optical media
2.5	2.0	0.3	-0.2	1.8	0.6	-0.4	-0.3	-2.2	-0.2	0.4	1.5	2.5	0.7	0.2	-0.4	Manufacture of electric motors, generators, transformers and electricity distribution and control apparatus
0.5	1.7	-0.2	-0.7	1.7	1.3	-0.6	-0.2	-2.9	0.5	-0.4	-0.3	0.3	1.3	-0.4	-1.4	Manufacture of electric motors, generators and transformers
4.1	2.2	0.8	0.2	1.8	0.1	-0.3	-0.4	-1.6	-0.8	1.0	2.8	4.2	0.3	0.6	0.3	Manufacture of electricity distribution and control apparatus
5.7	-4.3	-0.2	-5.7	-0.9	0.1	6.0	-0.3	-1.2	-3.3	2.6	-1.4	2.3	5.5	1.2	-3.6	Manufacture of batteries and accumulators
2.2	1.9	1.7	1.6	1.5	-0.4	-1.3	0.6	0.4	1.1	0.1	-1.4	2.4	-1.1	0.3	1.7	Manufacture of wiring and wiring devices
-0.4	7.1	-0.2	-8.9	3.1	-0.4	0.1	5.9	1.0	1.7	0.4	3.4	1.7	1.0	-0.4	-9.1	Manufacture of fibre optic cables
2.4	1.9	1.9	2.2	1.7	-0.5	-1.4	0.3	0.5	1.3	0.1	-1.7	2.6	-1.3	0.4	2.3	Manufacture of other electronic and electric wires and cables
0.8	0.0	0.3	0.8	-1.7	1.1	0.0	1.2	-0.3	-1.6	0.5	-0.3	0.2	0.0	-1.1	0.9	Manufacture of current-carrying and non current-carrying wiring devices for electrical circuits regardless of material
-1.9	-1.2	-0.9	-8.6	-0.7	0.3	-0.2	-1.5	0.3	0.5	3.3	4.3	-0.3	2.6	-0.8	-9.5	Manufacture of electric lighting equipment
0.1	-0.4	1.9	1.1	0.8	0.5	-0.6	3.2	-1.4	-0.3	0.1	-1.8	1.0	-2.9	2.0	-3.7	Manufacture of domestic appliances
-0.5	1.0	-0.6	3.5	-0.1	0.6	-0.5	1.8	-0.4	0.4	1.0	0.5	1.2	-3.2	0.5	1.2	Manufacture of other electrical equipment
0.0	-0.1	0.0	1.8	-0.2	0.9	1.3	-1.5	1.3	0.1	1.5	-0.6	0.2	-0.2	0.5	0.05	Manufacture of general-purpose and special-purpose machinery
0.2	0.5	-1.3	25.3	-1.5	0.3	0.7	0.7	-1.0	-1.0	-0.5	0.2	-0.5	-0.9	0.6	0.6	Manufacture of fluid power equipment
-0.3	-0.3	0.2	-3.1	-0.3	0.5	1.6	-1.3	0.3	0.0	0.2	-1.9	-0.04	-0.2	-0.3	-0.5	Manufacture of other pumps, compressors, taps and valves
0.8	0.4	-2.3	2.2	0.9	6.2	1.2	0.2	-1.1	-0.1	-0.4	2.1	1.1	0.8	0.2	2.2	Manufacture of power-driven hand tools with self-contained electric or non-electric motor or pneumatic drives
-1.1	-3.6	0.9	0.4	0.6	1.6	1.3	0.5	0.6	-0.7	-0.3	-0.1	-1.6	-4.3	0.5	-1.2	Manufacture of metal-forming machinery and machine tools
0.2	0.6	0.3	1.3	-0.3	0.1	1.3	-2.8	2.9	0.5	3.3	-0.8	0.5	0.5	1.0	0.03	Manufacture of air-conditioning machines, including for motor vehicles
0.4	1.9	0.6	0.1	0.4	0.2	0.9	-0.3	-1.4	-0.9	3.0	1.9	0.4	0.2	-0.1	0.1	Manufacture of other special-purpose machinery
0.1	0.3	0.4	-1.0	-0.5	0.2	3.7	-1.3	2.1	-0.3	1.6	-0.6	1.1	2.0	0.1	-1.2	Other industry
-0.4	0.9	0.8	0.1	0.2	1.0	0.4	0.2	0.4	0.2	0.1	-0.3	-0.2	0.1	0.1	0.0	Manufacture of motor vehicles
0.2	5.0	0.6	0.4	-2.0	2.0	-0.3	1.4	-1.5	0.6	1.1	2.6	0.5	0.2	2.3	0.3	Manufacture of bodies (coachwork) for motor vehicles; manufacture of trailers and semi-trailers
-0.3	1.4	1.0	-0.1	-0.5	3.4	0.8	0.3	-0.7	-0.4	-0.1	-0.2	0.3	1.0	-1.2	-0.4	Manufacture of parts and accessories for motor vehicles
0.0	2.2	2.1	-0.2	-0.8	2.5	0.9	1.5	-2.3	-1.5	0.5	-1.3	1.0	2.4	-0.5	0.2	Building of ships and boats
-2.3	-0.8	-0.2	0.0	-0.3	6.8	-0.3	-0.1	0.9	1.7	1.1	0.2	-1.7	1.9	-0.1	-0.8	Manufacture of railway locomotives, rolling stock, air and spacecraft, related machinery, military fighting vehicles and transport equipment n.e.c
0.0	1.3	0.3	0.0	-0.2	3.4	1.0	-0.5	0.2	-0.1	-0.9	0.5	0.3	-0.4	-1.9	-0.8	Manufacture of motorcycles
0.3	9.4	-0.7	0.3	-0.5	2.0	0.2	0.5	1.5	-0.7	0.3	-1.9	0.2	0.6	-0.3	-1.5	Manufacture of bicycles and invalid carriages
0.3	12.6	-0.6	0.8	-0.2	2.5	-0.2	0.9	1.9	-0.6	0.3	-2.3	0.5	0.4	-0.5	-1.3	Other industry
0.1	0.4	-1.1	-1.1	-1.5	0.3	1.5	-0.8	0.3	-0.9	0.1	-0.5	-0.8	1.3	0.2	-2.5	Manufacture of furniture
-0.2	-0.8	0.7	2.1	-0.6	2.0	1.7	-4.8	1.4	-0.1	-2.3	1.4	-0.4	0.9	1.1	2.5	Manufacture of wooden and cane furniture
0.0	0.7	0.7	1.6	0.6	0.3	0.4	0.5	0.2	0.4	0.3	1.5	0.1	-0.2	-0.4	0.0	Other furniture
-0.5	1.5	2.4	2.0	0.7	-0.7	0.3	-2.7	0.7	0.3	-0.8	1.9	0.1	0.1	-0.1	-2.2	Manufacture of jewellery, bijouterie and related articles
0.1	0.5	0.1	1.4	0.6	0.6	0.4	1.5	0.0	0.4	0.6	1.4	0.1	-0.3	-0.5	0.7	Manufacture of musical instruments, medical and dental instruments and supplies and other manufacturing n.e.c.
-1.0	-0.4	0.9	3.3	1.3	0.9	-3.2	0.3	0.4	0.6	-1.3	0.4	0.8	0.1	1.7	-1.3	Manufacture of stationery
0.3	1.8	0.4	-0.7	1.4	0.0	3.1	-1.4	-2.1	1.9	2.3	5.5	0.4	1.9	-0.1	-1.1	Other industry
0.6	0.9	1.5	0.8	-1.1	2.6	-0.1	0.9	0.5	0.6	-0.8	-0.4	-1.3	-1.0	1.2	-0.4	Manufacture of sports goods
-0.2	0.1	-0.6	2.9	-2.5	2.4	-1.9	0.6	0.9	-0.2	0.4	-1.5	-0.6	0.4	0.0	1.6	Manufacture of games and toys
0.8	1.1	1.9	0.3	-0.9	2.6	0.2	1.0	0.5	0.7	-1.0	-0.2	-1.4	-1.2	1.4	-0.8	Repair of fabricated metal products, machinery and equipment and installation of industrial machinery and equipment
0.2	0.8	0.4	0.6	0.3	0.6	0.1	0.5	0.2	0.2	0.1	0.1	0.4	0.3	0.2	0.3	Repair and maintenance of transport equipment except motorcycles and bicycles
																Other industry
0.2	0.8	0.4	0.6	0.3	0.6	0.1	0.5	0.2	0.2	0.1	0.1	0.4	0.3	0.2	0.3	Total Manufacturing

Jadual
Table **1.6a** : Gaji dan Upah yang Dibayar Sektor Pembuatan Mengikut Kumpulan
: Salaries and Wages Paid of Manufacturing Sector by Group

Kod Kumpulan Group code	Keterangan Kumpulan/Tempoh	2020	2021	2021				2022		
				Q1	Q2	Q3	Q4	Q1	Q2	Q3
101	Pemprosesan dan pengawetan daging	343	355	88	89	87	92	88	87	87
102	Pemprosesan dan pengawetan ikan, krustasea dan moluska	444	457	117	115	113	112	111	110	111
	10201 Pengetinan ikan, krustasea dan moluska									
	&									
	10202 Pemprosesan dan pengawetan ikan, krustasea dan moluska	361	369	95	94	90	90	89	88	88
	Industri lain	84	87	22	21	22	22	22	22	24
103	Pemprosesan dan pengawetan buah-buahan dan sayur - sayuran	167	174	45	45	43	42	46	47	48
	10303 Pengetinan nanas									
	&									
	10304 Pembuatan jem, marmalad dan sajian jeli	18	15	5	5	3	2	2	3	3
	Industri lain	149	160	40	40	40	40	44	45	45
104	Pembuatan minyak dan lemak daripada sayuran dan haiwan	2,776	2,773	681	691	685	716	721	727	736
	10404 Pembuatan minyak sayuran mentah dan bertapis									
	&									
	10406 Pembuatan sebatian lemak masakan	193	204	51	51	51	51	52	55	56
	10405 Pembuatan minyak kelapa	119	96	28	26	21	21	24	25	23
	Industri lain	2,464	2,473	603	613	613	644	645	648	657
105	Pembuatan produk tenusu	732	804	198	204	200	202	221	227	217
	10502 Pembuatan susu pekat, tepung dan sejat	630	704	173	178	176	177	195	200	193
	Industri lain	101	99	25	26	24	24	26	27	23
106	Pembuatan produk bijian, kanji dan produk berkanji	347	366	93	91	91	92	93	92	92
	10611 Pengilangan beras	173	176	44	43	44	45	45	44	45
	10613 Pengilangan tepung	151	165	42	41	41	41	42	42	42
	Industri lain	23	25	6	6	6	6	6	6	6
107	Pembuatan produk makanan lain	3,705	3,799	932	939	944	985	1,011	1,028	1,043
	10711 Pembuatan biskut dan cookies	302	320	76	75	81	88	89	93	95
	10712 Pembuatan roti, kek dan produk bakeri lain	1,001	933	228	233	235	238	219	229	238
	10713 Pembuatan produk snek	190	204	50	52	51	52	55	58	59
	10721 Pembuatan gula	84	76	19	18	19	20	22	21	20
	10731 Pembuatan produk koko	98	82	19	21	20	22	24	23	22
	10732 Pembuatan coklat dan produk coklat									
	&									
	10733 Pembuatan konfeksi gula	352	347	86	87	85	88	99	99	99
	10793 Pembuatan sos dan bahan perasa	347	363	87	85	91	100	92	91	90
	10799 Pembuatan produk makanan lain f.t.t.l.	324	381	92	95	93	100	114	116	120
	Industri lain	1,007	1,094	274	271	270	278	297	299	299
108/ 10800	Pembuatan makanan haiwan tersedia	1,011	1,045	257	256	260	272	262	260	261
110	Pembuatan minuman ringan	537	508	131	121	120	136	132	128	128
	11041 Pembuatan minuman ringan	354	342	86	81	81	94	90	89	90
	11042 Pengeluaran air mineral semulajadi dan minuman lain yang dibotolkan	128	128	33	32	30	32	34	31	30
	Industri lain	55	38	12	9	8	9	8	8	8
120/ 12000	Pembuatan produk tembakau	63	62	17	14	14	17	17	14	14
131	Pemintalan, penenunan dan penyiapan tekstil	335	328	82	81	79	87	87	86	88
	13110 Penyediaan dan pemintalan gentian tekstil									
	&									
	13120 Penenunan tekstil	222	222	56	55	53	57	59	58	59
	13132 Pewarnaan, pelunturan, percetakan dan penyiapan akhir benang dan fabrik	105	98	24	23	24	27	26	27	27
	Industri lain	8	8	2	2	2	2	2	2	2
139	Pembuatan tekstil lain	326	329	81	81	82	84	79	78	80
	13910 Pembuatan fabrik dikait dan dikrusye	116	111	26	27	28	30	25	23	23
	Industri lain	210	218	55	54	54	55	54	55	57
141	Pembuatan pakaian, kecuali pakaian berbulu	993	838	217	200	198	223	225	212	213
	14102 Pembuatan pakaian	719	580	147	136	141	155	151	141	143
	Industri lain	274	258	70	64	57	67	74	71	70
142 & 143	Pembuatan artikel daripada kulit bulu dan pakaian yang dikait dan dikrusye	30	25	7	6	6	6	6	7	6
151 (15110 & 15120)	Penyamakan dan pembersihan kulit, pembuatan bagasi, beg tangan, pelana dan abah-abah pembersihan dan pewarnaan bulu	121	121	31	30	29	32	31	30	30
152	Pembuatan kasut	191	186	48	45	43	50	51	50	48
	15201 Pembuatan kasut kulit									
	&									
	15203 Pembuatan kasut getah	136	133	34	32	31	36	37	36	35
	Industri lain	55	54	14	13	13	14	15	14	13
161/ 16100	Pengilangan dan pengetaman kayu	555	547	139	130	136	143	137	129	127

2021	2022	2021									Group Description/Period
(Jan. - Nov.)	(Jan. - Nov.)	Jan.	Feb.	Mac	Apr.	Mei	Jun	Jul.	Ogo.	Sep.	
324	324	30	29	29	30	30	29	29	29	29	Processing and preserving of meat
419	410	40	38	39	38	39	38	38	37	37	Processing and preserving of fish, crustaceans and molluscs Canning of fish, crustaceans and molluscs
339	326	32	31	31	31	32	31	31	29	30	Processing, curing and preserving of fish, crustacean and molluscs
80	83	8	7	7	7	7	7	8	8	7	Other industry
160	174	15	15	15	15	15	15	15	14	14	Processing and preserving of fruits and vegetable Pineapple canning
14	10	2	2	1	1	2	2	2	1	1	Manufacture of jams, marmalades and table jellies
146	164	13	13	13	14	13	13	13	13	13	Other industry
2,521	2,678	226	226	230	233	230	227	237	213	235	Manufacture of vegetable and animal oils and fats Manufacture of crude and refined vegetable oil
187	200	17	17	17	17	17	17	17	17	17	Manufacture of compound cooking fats
89	86	9	9	9	9	9	7	7	7	7	Manufacture of coconut oil
2,245	2,392	200	199	203	206	204	203	214	189	210	Other industry
733	804	65	66	67	69	69	67	66	67	66	Manufacture of dairy products
642	712	57	58	58	60	60	58	58	59	58	Manufacture of condensed, powdered and evaporated milk
91	92	8	8	9	9	9	8	8	8	8	Other industry
335	338	31	31	31	30	30	30	31	30	31	Manufacture of grain mill products, starches and starch products
161	164	15	15	15	14	14	14	14	15	15	Rice milling
150	152	14	14	14	14	14	14	14	13	13	Flour milling
23	23	2	2	2	2	2	2	2	2	2	Other industry
3,470	3,795	309	308	314	316	315	309	308	310	326	Manufacture of other food products
291	342	26	25	26	25	25	25	26	27	28	Manufacture of biscuits and cookies
857	850	74	76	77	77	79	77	77	78	80	Manufacture of bread, cakes and other bakery products
186	211	17	16	17	17	17	17	17	17	17	Manufacture of snack products
69	76	7	6	6	6	6	6	6	6	6	Manufacture of sugar
75	85	6	6	6	8	6	7	6	7	7	Manufacture of cocoa products
317	363	29	28	30	29	29	29	28	28	29	Manufacture of chocolate and chocolate products
330	334	29	29	29	29	29	27	27	29	35	Manufacture of sugar confectionery
346	437	30	31	31	32	32	31	32	30	31	Manufacture of sauces and condiments
1,000	1,098	92	90	92	91	90	90	90	89	92	Manufacture of other food products n.e.c. Other industry
944	956	86	86	86	85	86	85	90	85	85	Manufacture of prepared animal feeds
460	480	44	44	42	43	40	38	38	39	43	Manufacture of beverages
308	335	30	29	27	28	27	26	26	26	29	Manufacture of soft drinks
117	116	11	11	11	11	10	10	10	10	11	Production of natural mineral waters and other bottled waters
35	29	4	4	4	4	3	2	2	3	3	Other industry
55	56	5	6	6	5	5	5	5	4	5	Manufacture of tobacco products
298	322	28	27	27	27	28	26	26	26	26	Spinning, weaving and finishing of textiles
202	217	19	19	18	18	19	18	18	17	18	Preparation and spinning of textile fibres
88	98	8	8	8	8	8	8	8	8	8	Weaving of textiles
8	8	1	1	1	1	1	1	1	1	1	Dyeing, bleaching, printing and finishing of yarns and fabrics
301	292	27	27	27	27	28	26	27	28	28	Other industry
101	89	9	9	9	9	9	9	9	10	9	Manufacture of other textiles
200	203	19	18	19	18	18	17	18	18	18	Manufacture of knitted and crocheted fabrics
755	800	76	70	70	70	71	59	66	66	66	Other industry
522	537	52	47	47	47	49	40	47	47	47	Manufacture of wearing apparel, except fur apparel
233	263	24	23	23	23	22	19	19	19	19	Manufacture of clothings
23	23	2	2	2	2	2	2	2	2	2	Other industry
110	112	10	10	10	10	10	9	9	10	10	Manufacture of articles of fur, knitted and crocheted apparel Tanning and dressing of leather; manufacture of luggage, handbags, saddlery and harness; dressing and dyeing of fur
170	183	17	16	16	16	15	14	13	15	15	Manufacture of footwear
120	132	12	11	11	11	11	10	9	10	11	Manufacture of leather footwear
49	51	5	5	5	5	5	4	4	4	4	Manufacture of rubber footwear
499	477	46	47	45	45	43	42	44	44	47	Other industry
											Sawmilling and planing of wood

Jadual **1.6a** : Gaji dan Upah yang Dibayar Sektor Pembuatan Mengikut
 Table : Salaries and Wages Paid of Manufacturing Sector by Group

Kod Kumpulan Group code	Keterangan Kumpulan/Tempoh	Okt.	Nov.	Dis.	Jan.	Feb.
101	Pemprosesan dan pengawetan daging	29	31	32	31	29
102	Pemprosesan dan pengawetan ikan, krustasea dan moluska	37	37	38	38	36
10201	Pengetinan ikan, krustasea dan moluska					
&						
10202	Pemprosesan dan pengawetan ikan, krustasea dan moluska	30	30	30	30	29
	Industri lain	7	7	7	8	7
103	Pemprosesan dan pengawetan buah-buahan dan sayur - sayuran	14	14	14	15	15
10303	Pengetinan nanas					
&		1	1	1	1	1
10304	Pembuatan jem, marmalad dan sajian jeli					
	Industri lain	13	13	13	15	14
104	Pembuatan minyak dan lemak daripada sayuran dan haiwan	234	230	252	241	240
10404	Pembuatan minyak sayuran mentah dan bertapis					
&		17	17	17	17	17
10406	Pembuatan sebatian lemak masakan					
10405	Pembuatan minyak kelapa	7	7	7	8	8
	Industri lain	210	206	228	215	215
105	Pembuatan produk tenusu	66	65	71	73	74
10502	Pembuatan susu pekat, tepung dan sejat	58	57	63	64	66
	Industri lain	8	8	8	9	8
106	Pembuatan produk bijian, kanji dan produk berkanji	31	30	31	32	31
10611	Pengilangan beras	15	15	15	16	15
10613	Pengilangan tepung	13	13	14	14	14
	Industri lain	2	2	2	2	2
107	Pembuatan produk makanan lain	326	330	330	335	330
10711	Pembuatan biskut dan cookies	29	30	29	30	29
10712	Pembuatan roti, kek dan produk bakeri lain	81	82	76	73	72
10713	Pembuatan produk snek	17	17	18	19	17
10721	Pembuatan gula	6	7	7	7	7
10731	Pembuatan produk koko	7	7	7	8	8
10732						
&	Pembuatan coklat dan produk coklatPembuatan konfeksi gula	29	30	29	31	32
10733						
10793	Pembuatan sos dan bahan perasa	33	34	33	30	30
10799	Pembuatan produk makanan lain f.t.t.l.	32	33	35	37	38
	Industri lain	92	92	94	99	97
108/ 10800	Pembuatan makanan haiwan tersedia	85	85	101	87	87
110	Pembuatan minuman ringan	43	45	48	44	45
11041	Pembuatan minuman ringan	29	31	34	30	31
11042	Pengeluaran air mineral semulajadi dan minuman lain yang dibotolkan	10	11	11	11	11
	Industri lain	3	3	3	3	3
120/ 12000	Pembuatan produk tembakau	5	5	7	5	6
131	Pemintalan, penenunan dan penyiapan tekstil	27	29	30	29	29
13110						
&	Penyediaan dan pemintalan gentian tekstilPenenunan tekstil	18	19	20	20	20
13120						
13132	Pewarnaan, pelunturan, percetakan dan penyiapan akhir benang dan fabrik	8	9	10	9	9
	Industri lain	1	1	1	1	1
139	Pembuatan tekstil lain	28	28	28	27	26
13910	Pembuatan fabrik dikait dan dikrusye	10	10	10	9	9
	Industri lain	18	18	18	18	17
141	Pembuatan pakaian, kecuali pakaian berbulu	66	74	82	79	73
14102	Pembuatan pakaian	47	51	58	53	49
	Industri lain	19	23	25	25	25
142 & 143	Pembuatan artikel daripada kulit bulu dan pakaian yang dikait dan dikrusye	2	2	2	2	2
151 (15110 & 15120)	Penyamakan dan pembersihan kulit, pembuatan bagasi, beg tangan, pelana dan abah-abah pembersihan dan pewarnaan bulu	11	11	11	11	10
152	Pembuatan kasut	16	16	17	17	17
15201	Pembuatan kasut kulit					
&		12	12	12	12	12
15203	Pembuatan kasut getah					
	Industri lain	4	5	5	5	5
161/ 16100	Pengilangan dan pengetaman kayu	47	47	48	46	47

2022									Group Description/Period
Mac	Apr.	Mei	Jun	Jul.	Ogo.	Sep.	Okt.	Nov.	
28	29	29	29	29	29	30	30	33	Processing and preserving of meat
36	37	37	37	37	37	37	37	39	Processing and preserving of fish, crustaceans and molluscs
									Canning of fish, crustaceans and molluscs
29	29	29	29	29	29	29	31	31	Processing, curing and preserving of fish, crustacean and molluscs
7	7	8	7	8	8	8	8	7	Other industry
15	16	16	16	16	16	16	16	16	Processing and preserving of fruits and vegetable
									Pineapple canning
1	1	1	1	1	1	1	1	1	Manufacture of jams, marmalades and table jellies
15	15	15	15	15	15	15	15	15	Other industry
240	239	242	246	250	239	246	249	246	Manufacture of vegetable and animal oils and fats
									Manufacture of crude and refined vegetable oil
18	18	18	19	19	19	18	18	18	Manufacture of compound cooking fats
8	8	8	8	8	8	8	7	7	Manufacture of coconut oil
215	214	215	219	223	213	220	223	220	Other industry
74	77	77	73	72	73	72	69	71	Manufacture of dairy products
65	68	69	64	64	65	64	61	63	Manufacture of condensed, powdered and evaporated milk
9	9	9	9	8	8	8	8	8	Other industry
31	32	30	30	31	32	30	30	30	Manufacture of grain mill products, starches and starch products
15	15	15	15	15	15	15	15	15	Rice milling
14	14	14	14	14	15	13	13	13	Flour milling
2	2	2	2	2	2	2	2	2	Other industry
345	338	341	349	343	346	354	353	360	Manufacture of other food products
30	30	31	32	31	32	32	32	33	Manufacture of biscuits and cookies
73	74	77	77	76	77	85	82	83	Manufacture of bread, cakes and other bakery products
18	18	19	20	20	20	20	20	20	Manufacture of snack products
8	7	7	7	7	7	7	7	6	Manufacture of sugar
8	9	7	7	7	7	8	8	8	Manufacture of cocoa products
									Manufacture of chocolate and chocolate products
36	32	33	34	33	33	32	33	33	Manufacture of sugar confectionery
32	30	30	32	30	30	30	30	30	Manufacture of sauces and condiments
39	38	38	39	39	39	41	42	45	Manufacture of other food products n.e.c.
101	99	99	101	100	100	99	100	103	Other industry
87	86	87	87	88	87	86	86	86	Manufacture of prepared animal feeds
43	44	42	42	41	42	45	45	47	Manufacture of beverages
29	30	30	29	29	29	32	32	34	Manufacture of soft drinks
11	11	10	10	10	10	10	10	10	Production of natural mineral waters and other bottled waters
3	3	2	3	3	3	3	3	3	Other industry
6	5	5	5	5	5	5	5	5	Manufacture of tobacco products
29	28	29	29	29	29	30	30	30	Spinning, weaving and finishing of textiles
									Preparation and spinning of textile fibres
20	19	19	19	19	19	20	20	21	Weaving of textiles
9	9	9	9	9	9	9	9	9	Dyeing, bleaching, printing and finishing of yarns and fabrics
1	1	1	1	1	1	1	1	1	Other industry
26	26	26	26	27	27	27	27	28	Manufacture of other textiles
8	8	8	8	8	8	8	8	9	Manufacture of knitted and crocheted fabrics
18	18	18	18	19	19	19	19	19	Other industry
73	72	72	67	70	70	72	72	79	Manufacture of wearing apparel, except fur apparel
49	48	48	45	47	47	49	49	53	Manufacture of clothings
24	24	24	22	23	23	24	23	25	Other industry
2	2	2	2	2	2	2	2	2	Manufacture of articles of fur, knitted and crocheted apparel
									Tanning and dressing of leather; manufacture of luggage, handbags, saddlery and harness; dressing and dyeing of fur
10	10	10	10	9	10	11	11	11	
17	17	17	16	15	16	17	17	17	Manufacture of footwear
									Manufacture of leather footwear
12	12	12	12	11	12	12	12	12	Manufacture of rubber footwear
5	5	5	4	4	4	5	5	5	Other industry
44	44	43	43	42	42	43	43	42	Sawmilling and planning of wood

Kod Kumpulan Group code	Keterangan Kumpulan/Tempoh	2020	2021	2021				2022		
				Q1	Q2	Q3	Q4	Q1	Q2	Q3
162	Pembuatan produk daripada kayu, gabus, jerami dan bahan jalinan lain	1,869	1,913	466	456	480	511	514	504	516
16211	Pembuatan kepingan venier dan papan lapis	964	934	221	214	238	260	248	239	255
16212	Pembuatan papan partikel dan papan gentian	238	251	59	61	62	70	76	76	74
16221	Pertukangan kayu untuk jurubina	351	407	103	102	101	100	107	106	106
	Industri lain	316	321	83	79	79	81	83	83	80
170	Pembuatan kertas dan produk kertas	2,003	2,018	505	502	495	517	524	516	520
17010	Pembuatan pulpa, kertas dan kertas tebal	276	271	64	65	67	75	74	76	77
17020	Pembuatan kertas gelugur dan kertas tebal dan bekas daripada kertas dan kertas tebal	798	805	200	205	196	203	200	205	211
17091	Pembuatan sampul surat dan kad surat	58	59	14	15	15	15	13	13	13
17092	Pembuatan kertas kegunaan rumah dan pembersih peribadi	338	345	86	88	85	87	98	93	90
17093	Pembuatan kertas bergam atau pelekat yang berjalur atau bergulung dan label dan kertas dinding	353	308	83	72	75	78	73	65	64
	Industri lain	180	230	57	58	56	59	65	64	64
181 & 182	Percetakan, aktiviti perkhidmatan berkaitan percetakan dan penerbitan semula media rakaman	2,170	2,153	559	549	507	538	567	559	542
18110	Percetakan	1,816	1,807	466	463	426	452	474	475	458
18120	Aktiviti perkhidmatan berkaitan percetakan &	354	346	94	86	81	86	93	84	84
18200	Penerbitan semula media rakaman									
192 (19201 & 19202)	Pembuatan produk petroleum bertapis	2,282	2,326	617	522	565	621	629	532	577
201	Pembuatan kimia asas, baja dan sebatian nitrogen, plastik dan getah sintetik dalam bentuk primer	3,131	3,062	763	746	787	765	799	787	807
20111	Pembuatan gas perindustrian atau perubatan bukan organik dalam bentuk cecair atau mampat	248	226	55	55	57	59	73	73	76
20112	Pembuatan kimia organik asas									
&		1,514	1,560	383	374	410	392	413	403	427
20113	Pembuatan sebatian bukan organik									
20121	Pembuatan baja	414	343	91	86	87	78	82	76	75
&										
20129	Pembuatan produk campuran nitrogen									
20131	Pembuatan plastik dalam bentuk primer	860	831	208	204	208	211	203	206	199
	Industri lain	95	102	26	26	25	25	28	29	30
202 & 203	Pembuatan produk kimia lain dan serat buatan manusia	2,538	2,616	699	642	611	663	686	635	638
20210	Pembuatan racun perosak dan produk agrokimia lain	182	240	63	61	59	57	67	66	61
20221	Pembuatan cat, varnis dan penyadur dan mastik	330	340	91	81	82	86	98	85	85
20222	Pembuatan dakwat cetak	298	279	79	69	64	66	63	58	57
20231	Pembuatan sabun dan bahan pencuci, penyediaan									
&	membersih dan mengilat	932	902	255	221	208	218	230	198	202
20232	Pembuatan pewangi dan penyediaan dandanan diri									
20291	Pembuatan plat fotografi, filem, sensitized paper dan other									
&	sensitized unexposed materials									
20292	Pembuatan dakwat menulis dan melukis	760	821	203	201	189	228	219	219	224
&										
20299	Pembuatan produk kimia lain t.t.t.l.									
	Industri lain	35	34	9	9	8	8	9	9	9
210	Pembuatan produk farmaseutikal, kimia perubatan dan botani	631	717	165	180	183	189	180	196	202
21001	Pembuatan bahan aktif ubat-ubatan untuk digunakan oleh bidang farmakologi dalam pembuatan ubat-ubatan	512	574	133	145	144	152	143	156	160
	Industri lain	118	143	32	35	39	36	37	40	43
221	Pembuatan produk getah	3,761	4,095	919	1,060	1,112	1,003	938	1,063	1,089
22111	Pembuatan tayar getah untuk kenderaan	361	353	80	94	93	87	81	97	104
22112	Pembuatan bunga tayar yang boleh ditukar ganti dan tayar celup	77	88	21	23	22	23	23	26	27
22191	Pembuatan produk lain daripada getah asli atau sintetik, &									
&	tidak divulkan, divulkan atau dikeraskan	592	682	166	174	177	165	172	185	196
22193	Pengilangan semula getah dan prosesan susu getah									
22192	Pembuatan sarung tangan getah	1,936	2,238	444	588	654	551	484	576	584
22199	Pembuatan produk getah lain yang t.t.t.l.	794	732	208	181	167	177	179	178	178
222	Pembuatan produk plastik	7,067	7,528	1,853	1,970	1,846	1,860	1,847	2,013	2,013
22201	Pembuatan produk plastik separa siap									
&		2,603	2,636	644	693	646	652	624	691	688
22202	Pembuatan produk plastik siap									
22203	Pembuatan artikel plastik untuk pembungkusan barangan	1,409	1,591	373	425	395	398	402	471	472
22204	Pembuatan barangan plastik jurubina	94	96	25	26	22	23	25	26	25
22205	Pembuatan pinggan mangkuk, peralatan dapur dan barangan tandas daripada plastik	504	570	141	143	141	144	148	151	153
22209	Pembuatan pelbagai produk plastik t.t.t.l.	2,458	2,635	669	683	641	642	649	674	674
231 (23101 & 23102 & 23109)	Pembuatan kaca dan produk kaca	665	747	174	185	182	206	210	215	224

2021	2022	2021									Group Description/Period
(Jan. - Nov.)	(Jan. - Nov.)	Jan.	Feb.	Mar.	Apr.	Mei	Jun	Jul.	Ogo.	Sep.	
1,740	1,883	158	153	155	153	154	149	155	158	168	Manufacture of products of wood, cork, straw and plaiting materials
845	918	74	73	74	71	72	71	75	77	86	Manufacture of veneer sheets and plywood
228	274	20	19	20	19	21	20	20	20	22	Manufacture of particle board and fibreboard
373	390	34	34	34	36	34	32	34	34	34	Manufacture of builders' carpentry
294	302	29	26	27	27	26	25	26	27	26	Other industry
1,845	1,914	167	167	171	170	166	166	162	163	170	Manufacture of paper and paper products
247	279	21	21	22	21	22	22	22	22	23	Manufacture of pulp, paper and paperboard
737	762	66	65	69	68	68	69	63	66	68	Manufacture of corrugated paper and paperboard and of containers of paper and paperboard
54	49	5	5	5	5	5	5	5	5	5	Manufacture of envelopes and letter-card
317	340	29	29	29	32	27	29	28	28	29	Manufacture of household and personal hygiene paper
282	247	28	27	28	25	24	23	25	24	26	Manufacture of gummed or adhesive paper in strips or rolls and labels and wall paper
208	236	18	19	19	19	20	19	18	19	19	Other industry
1,957	2,040	191	182	186	183	187	179	172	172	162	Printing, service activities related to printing and reproduction of recorded media
1,642	1,721	159	151	155	154	158	151	145	145	136	Printing
315	319	31	31	31	30	29	27	27	27	27	Service activities related to printing
											Reproduction of recorded media
2,102	2,137	199	193	225	169	168	185	181	180	205	Manufacture of refined petroleum products
2,797	2,925	249	252	262	247	236	264	263	262	262	Manufacture of basic chemicals, fertilizer and nitrogen compounds, plastics and synthetic rubber in primary forms
206	272	18	18	18	18	18	19	19	19	19	Manufacture of liquefied or compressed inorganic industrial or medical gases
1,424	1,523	126	128	129	124	114	137	137	134	139	Manufacture of basic organic chemicals
316	283	29	30	33	28	28	30	30	30	27	Manufacture of inorganic compounds
757	741	67	68	73	68	67	69	70	70	69	Manufacture of fertilizers
94	107	8	9	9	9	9	9	8	8	9	Manufacture of associated nitrogen products
											Manufacture of plastics in primary forms
											Other industry
2,376	2,381	231	231	238	218	214	210	204	200	207	Manufacture of other chemical products and man-made fibres
221	237	22	20	22	20	20	20	20	19	20	Manufacture of pesticides and other agrochemical products
309	327	34	28	29	28	27	26	28	26	28	Manufacture of paints, varnishes and similar coatings ink and mastics
256	216	26	25	28	25	22	22	22	21	21	Manufacture of printing ink
821	761	81	87	88	74	75	73	69	67	72	Manufacture of soap and detergents, cleaning and polishing preparations
											Manufacture of perfumes and toilet preparations
											Manufacture of photographic plates, films, sensitized paper and other sensitized unexposed materials
737	806	65	69	69	68	66	66	63	63	64	Manufacture of writing and drawing ink
											Manufacture of other chemical products n.e.c.
32	34	3	3	3	3	3	3	3	3	3	Other industry
649	713	55	55	55	62	59	59	60	62	61	Manufacture of pharmaceuticals, medicinal chemical and botanical products
519	567	44	44	44	50	47	48	47	49	48	Manufacture of medicinal active substances to be used for their pharmacological properties in the manufacture of medicaments
131	146	11	11	11	12	12	11	13	13	13	Other industry
3,758	3,766	318	297	303	312	345	403	380	377	356	Manufacture of rubber products
324	349	27	24	29	29	33	32	32	31	30	Manufacture of rubber tyres for vehicles
81	94	7	6	8	8	8	7	7	7	8	Manufacture of interchangeable tyre treads and retreading rubber tyres
625	674	54	55	57	58	59	58	59	59	60	Manufacture of other products of natural or synthetic rubber, unvulcanized, vulcanized or hardened
2,059	1,997	158	144	142	149	189	250	227	225	203	Rubber remilling and latex processing
669	652	72	68	68	68	56	56	56	55	56	Manufacture of rubber gloves
											Manufacture of other rubber products n.e.c.
6,907	7,200	605	607	641	662	677	632	605	620	620	Manufacture of plastics products
2,423	2,470	207	217	221	232	243	218	207	221	218	Manufacture of semi-manufactures of plastic products
1,456	1,675	122	114	138	143	145	138	131	133	131	Manufacture of finished plastic products
88	92	8	8	9	9	9	8	7	7	7	Manufacture of plastic articles for the packing of goods
521	549	46	46	49	48	49	46	45	48	49	Manufacture of builders' plastics ware
2,418	2,414	222	223	224	230	231	222	215	211	215	Manufacture of plastic tableware, kitchenware and toilet articles
											Manufacture of diverse plastic products n.e.c.
675	805	58	58	59	60	63	62	60	56	65	Manufacture of glass and glass products

Kod Kumpulan Group code	Keterangan Kumpulan/Tempoh					
		Okt.	Nov.	Dis.	Jan.	Feb.
162	Pembuatan produk daripada kayu, gabus, jerami dan bahan jalinan lain	169	170	173	174	170
16211	Pembuatan kepingan venier dan papan lapis	86	86	89	84	82
16212	Pembuatan papan partikel dan papan gentian	22	24	24	25	25
16221	Pertukangan kayu untuk jurubina	34	33	34	36	36
	Industri lain	27	28	27	29	27
170	Pembuatan kertas dan produk kertas	171	173	173	173	177
17010	Pembuatan pulpa, kertas dan kertas tebal	25	26	25	25	25
17020	Pembuatan kertas gelugur dan kertas tebal dan bekas daripada kertas dan kertas tebal	68	68	68	69	65
17091	Pembuatan sampul surat dan kad surat	5	5	5	5	4
17092	Pembuatan kertas kegunaan rumah dan pembersih peribadi	29	29	29	28	36
17093	Pembuatan kertas bergam atau pelekat yang berjalur atau bergulung dan label dan kertas dinding	26	26	26	24	25
	Industri lain	19	19	21	22	21
181 & 182	Percetakan, aktiviti perkhidmatan berkaitan percetakan dan penerbitan semula media rakaman	167	175	196	194	185
18110	Percetakan	140	147	165	162	154
18120	Aktiviti perkhidmatan berkaitan percetakan &	27	28	31	32	31
18200	Penerbitan semula media rakaman					
192 (19201 & 19202)	Pembuatan produk petroleum bertapis	204	194	223	199	198
201	Pembuatan kimia asas, baja dan sebatian nitrogen, plastik dan getah sintetik dalam bentuk primer	253	247	265	259	263
20111	Pembuatan gas perindustrian atau perubatan bukan organik dalam bentuk cecair atau mampat	19	20	20	24	24
20112	Pembuatan kimia organik asas &	131	126	136	136	137
20113	Pembuatan sebatian bukan organik					
20121	Pembuatan baja &	26	25	27	25	27
20129	Pembuatan produk campuran nitrogen					
20131	Pembuatan plastik dalam bentuk primer	69	69	73	65	65
	Industri lain	8	8	9	9	10
202 & 203	Pembuatan produk kimia lain dan serat buatan manusia	210	214	240	229	226
20210	Pembuatan racun perosak dan produk agrokimia lain	19	20	18	22	20
20221	Pembuatan cat, varnis dan penyadur dan mastik	28	28	31	35	31
20222	Pembuatan dakwat cetak	21	22	23	21	21
20231	Pembuatan sabun dan bahan pencuci, penyediaan membersihkan dan mengilat &	68	68	81	72	79
20232	Pembuatan pewangi dan penyediaan dandanan diri					
20291	Pembuatan plat fotografi, filem, sensitized paper dan other sensitized unexposed materials &	71	73	84	75	72
20292	Pembuatan dakwat menulis dan melukis &					
20299	Pembuatan produk kimia lain t.t.t.l. Industri lain	3	3	3	3	3
210	Pembuatan produk farmaseutikal, kimia perubatan dan botani	62	59	68	61	60
21001	Pembuatan bahan aktif ubat-ubatan untuk digunakan oleh bidang farmakologi dalam pembuatan ubat-ubatan	50	47	56	49	47
	Industri lain	12	12	12	12	13
221	Pembuatan produk getah	343	323	337	320	308
22111	Pembuatan tayar getah untuk kenderaan	29	28	29	28	24
22112	Pembuatan bunga tayar yang boleh ditukar ganti dan tayar celup	8	8	7	8	7
22191	Pembuatan produk lain daripada getah asli atau sintetik, tidak divulkan, divulkan atau dikeraskan &	55	53	58	56	56
22193	Pengilangan semula getah dan prosesan susu getah					
22192	Pembuatan sarung tangan getah	195	177	180	168	160
22199	Pembuatan produk getah lain yang t.t.t.l.	57	57	63	61	60
222	Pembuatan produk plastik	622	617	622	607	600
22201	Pembuatan produk plastik separa siap &	219	220	213	203	205
22202	Pembuatan produk plastik siap					
22203	Pembuatan artikel plastik untuk pembungkusan barangan	132	131	135	131	121
22204	Pembuatan barangan plastik jurubina	7	8	8	8	8
22205	Pembuatan pinggan mangkuk, peralatan dapur dan barangan tandas daripada plastik	49	46	49	48	49
22209	Pembuatan pelbagai produk plastik t.t.t.l.	214	211	216	216	217
231 (23101 & 23102 & 23109)	Pembuatan kaca dan produk kaca	67	66	73	72	68

2022									Group Description/Period
Mac	Apr.	Mei	Jun	Jul.	Ogo.	Sep.	Okt.	Nov.	
169	168	170	167	171	172	173	174	175	Manufacture of products of wood, cork, straw and plaiting materials
81	79	81	79	83	86	87	87	89	Manufacture of veneer sheets and plywood
25	26	25	25	25	25	24	24	24	Manufacture of particle board and fibreboard
35	36	36	35	36	35	35	36	34	Manufacture of builders' carpentry
27	28	28	27	27	27	27	27	28	Other industry
174	172	171	173	171	173	176	177	178	Manufacture of paper and paper products
25	24	25	26	26	26	25	26	26	Manufacture of pulp, paper and paperboard
65	68	68	69	68	71	72	72	73	Manufacture of corrugated paper and paperboard and of containers of paper and paperboard
4	4	4	4	4	4	5	5	4	Manufacture of envelopes and letter-card
34	33	30	30	30	29	30	30	29	Manufacture of household and personal hygiene paper
24	22	21	22	21	21	22	23	23	Manufacture of gummed or adhesive paper in strips or rolls and labels and wall paper
21	21	22	21	22	22	21	21	22	Other industry
188	184	188	187	182	182	177	183	190	Printing, service activities related to printing and reproduction of recorded media
158	156	159	159	154	154	150	155	160	Printing
30	28	28	28	28	28	27	28	30	Service activities related to printing
									Reproduction of recorded media
231	173	173	186	185	187	206	204	195	Manufacture of refined petroleum products
277	262	256	269	273	268	266	267	265	Manufacture of basic chemicals, fertilizer and nitrogen compounds, plastics and synthetic rubber in primary forms
24	24	23	25	25	26	25	26	24	Manufacture of liquefied or compressed inorganic industrial or medical gases
140	133	130	141	144	142	141	142	137	Manufacture of basic organic chemicals
									Manufacture of inorganic compounds
30	25	25	25	26	25	25	25	25	Manufacture of fertilizers
72	70	68	68	68	66	65	65	69	Manufacture of associated nitrogen products
10	10	10	10	10	10	10	10	10	Manufacture of plastics in primary forms
									Other industry
231	217	210	209	216	213	210	210	211	Manufacture of other chemical products and man-made fibres
25	24	21	21	21	19	21	21	21	Manufacture of pesticides and other agrochemical products
32	30	27	28	29	28	28	29	29	Manufacture of paints, varnishes and similar coatings ink and mastics
21	20	19	19	19	19	19	19	19	Manufacture of printing ink
79	67	65	66	66	68	67	66	67	Manufacture of soap and detergents, cleaning and polishing preparations
									Manufacture of perfumes and toilet preparations
									Manufacture of photographic plates, films, sensitized paper and other sensitized unexposed materials
72	72	74	73	78	75	71	72	72	Manufacture of writing and drawing ink
									Manufacture of other chemical products n.e.c.
3	3	3	3	3	3	3	3	3	Other industry
60	67	64	65	66	68	68	69	66	Manufacture of pharmaceuticals, medicinal chemical and botanical products
47	54	51	51	52	54	54	56	52	Manufacture of medicinal active substances to be used for their pharmacological properties in the manufacture of medicaments
12	14	13	13	14	14	14	13	14	Other industry
310	324	353	385	369	368	352	338	338	Manufacture of rubber products
29	29	34	34	34	36	34	33	34	Manufacture of rubber tyres for vehicles
9	9	9	9	9	9	9	9	9	Manufacture of interchangeable tyre treads and retreading rubber tyres
59	61	61	63	64	65	66	61	61	Manufacture of other products of natural or synthetic rubber, unvulcanized, vulcanized or hardened
									Rubber remilling and latex processing
156	165	192	219	204	197	183	176	177	Manufacture of rubber gloves
58	61	57	60	59	61	59	59	58	Manufacture of other rubber products n.e.c.
641	665	684	664	661	677	674	670	658	Manufacture of plastics products
									Manufacture of semi-manufactures of plastic products
216	227	242	222	224	235	230	233	233	Manufacture of finished plastic products
150	156	160	155	156	159	156	166	165	Manufacture of plastic articles for the packing of goods
8	9	9	8	8	8	8	9	8	Manufacture of builders' plastics ware
51	51	50	50	50	51	52	50	47	Manufacture of plastic tableware, kitchenware and toilet articles
216	223	223	228	223	223	228	212	204	Manufacture of diverse plastic products n.e.c.
69	69	74	71	73	73	79	78	79	Manufacture of glass and glass products

Kod Kumpulan Group code	Keterangan Kumpulan/Tempoh	2020	2021	2021				2022		
				Q1	Q2	Q3	Q4	Q1	Q2	Q3
239	Pembuatan pengeluaran galian bukan logam f.t.f.l.	3,604	3,592	904	903	873	911	913	931	927
23911	Pembuatan mortar refraktori dan konkrit &	411	365	94	93	92	85	74	78	79
23921	Pembuatan seramik bukan refraktori									
23930	Pembuatan produk porselin dan seramik lain	160	159	42	39	38	40	44	43	42
23941	Pembuatan simen hidrolik	303	287	72	76	68	71	69	70	68
23951	Pembuatan konkrit dan mortar siap bancuh dan bancuhan kering	665	686	170	171	168	176	181	185	187
23952	Pembuatan konkrit pratuangan, simen atau artikel batu &									
23953	Pembuatan komponen struktur pasang siap untuk bangunan atau kejuruteraan awam dari simen, batu atau &	1,226	1,253	318	313	306	316	316	319	320
23959	Pembuatan artikel konkrit, simen dan plaster lain f.t.f.l.									
23990	Pembuatan produk mineral bukan logam lain f.t.f.l. Industri lain	508 332	484 359	121 87	115 95	115 86	132 91	133 96	132 104	131 100
241 (24101 & 24102 & 24103 & 24104 & 24109)	Pembuatan besi dan keluli asas	2,221	2,210	581	531	516	582	621	592	558
242 (24201 & 24202 & 24209)	Pembuatan logam asas berharga dan logam bukan ferus lain	1,362	1,423	356	354	343	371	365	336	336
243	Pengacuan logam	406	415	107	101	100	106	107	101	102
251 & 252	Pembuatan produk struktur logam, tangki, takungan, penjana wap, senjata dan peluru	1,659	1,632	426	396	395	415	414	403	403
25113	Pembuatan pintu, tingkap dan bingkai, penutup tingkap &	984	880	240	216	207	217	214	205	203
25119	Pembuatan produk struktur logam lain									
25120	Pembuatan tangki, takungan dan kontena daripada logam &	474	557	132	130	143	152	152	149	153
	Industri lain	201	195	54	50	45	47	48	48	47
259	Pembuatan lain-lain produk yang direka daripada logam; aktiviti perkhidmatan kerja logam	3,661	3,841	977	923	925	1,016	1,021	976	970
25910	Tempaan, tekanan, hentakan dan bentuk gelekkan logam; serbuk metalurgi	715	768	194	189	187	197	194	188	183
25920	Rawatan dan penyalutan logam; menggunakan mesin	444	502	131	127	116	128	132	130	121
25991	Pembuatan tin untuk produk makanan dan minuman, tiub dan kotak boleh dilipat	409	419	106	95	100	119	112	109	119
25992	Pembuatan kabel, plaited bands (jalur/pita berpintal) dan &	811	893	217	198	218	260	264	243	250
25993	Pembuatan bolt, skru, nat dan produk uliran seumpamanya									
25994	Pembuatan barangan rumah daripada logam	76	70	19	19	16	16	16	17	17
25999	Pembuatan produk lain yang direka daripada logam f.t.f.l. &	904	927	240	231	224	232	247	244	240
	Industri lain	301	261	70	64	63	65	56	45	41
261	Pembuatan komponen dan papan elektronik	11,194	11,848	3,043	2,944	2,803	3,058	3,183	3,024	2,923
26101	Pembuatan diod, transistor dan alatan semikonduktor &	7,272	7,743	1,939	1,944	1,866	1,994	2,026	1,972	1,891
26102	Pembuatan litar elektronik bersepadu dengan pemasangan mikro									
26103	Pembuatan kapasitor dan perintang elektrik &	3,400	3,638	976	883	829	951	1,033	930	918
26104	Pembuatan papan litar bercetak &									
26105	Pembuatan komponen paparan	522	466	128	117	108	113	124	122	114
26109	Pembuatan komponen lain untuk aplikasi elektronik									
262 (26201 & 26202)	Pembuatan komputer dan kelengkapan peranti	2,586	2,839	720	671	695	753	741	739	733
263/ 26300	Pembuatan peralatan komunikasi	706	665	152	171	159	182	194	196	187
264/ 26400	Pembuatan peralatan elektronik pengguna	1,191	1,140	281	272	275	312	329	327	343
265	Pembuatan kelengkapan mengukur, menguji, memandu arah dan kawalan; jam tangan dan jam	1,602	1,693	409	401	413	470	521	583	634
26511	Pembuatan kelengkapan mengukur, menguji, memandu arah dan kawalan &	1,437	1,535	371	362	375	427	477	542	591
26512	Pembuatan kelengkapan kawalan proses perindustrian									
26520	Pembuatan jam tangan dan jam dan bahagiannya	165	157	38	39	38	43	44	41	44
266/ 26600	Pembuatan peralatan penyinaran, perubatan elektro dan elektroterapeutik	611	705	162	187	185	170	179	186	184

2021	2022	2021									Group Description/Period	
(Jan. - Nov.)	(Jan. - Nov.)	Jan.	Feb.	Mar.	Apr.	Mei	Jun	Jul.	Ogo.	Sep.		
3,280	3,396	303	295	306	305	308	290	289	290	295	295	Manufacture of non-metallic mineral products n.e.c.
												<i>Manufacture of refractory mortars and concretes</i>
												<i>Manufacture of non-refractory ceramic</i>
												<i>Manufacture of other porcelain and ceramic products</i>
												<i>Manufacture of hydraulic cement</i>
												<i>Manufacture of ready-mix and dry-mix concrete and mortars</i>
												<i>Manufacture of precast concrete, cement or artificial stone articles for use in construction</i>
												<i>Manufacture of prefabricated structural components for building or civil engineering of cement, concrete or artificial stone</i>
												<i>Manufacture of other articles of concrete, cement and plaster n.e.c.</i>
												<i>Manufacture of other non-metallic mineral products n.e.c.</i>
												<i>Other industry</i>
1,998	2,152	196	190	194	183	176	172	165	168	184	184	Manufacture of basic iron and steel
1,292	1,269	118	116	121	116	121	117	113	112	118	118	Manufacture of basic precious and other non-ferrous metals
379	380	35	35	37	34	34	33	32	33	35	35	Casting of metals
1,492	1,499	143	141	142	136	136	124	132	128	136	136	Manufacture of structural metal products, tanks, reservoirs, steam generators, weapons and ammunition
												<i>Manufacture of metal doors, windows and their frames, shutters and gates</i>
												<i>Manufacture of other structural metal products</i>
												<i>Manufacture of tanks, reservoirs and containers of metal</i>
												<i>Other industry</i>
3,485	3,626	334	326	316	308	311	304	298	301	327	327	Manufacture of other fabricated metal products; metal working service activities
												<i>Forging, pressing, stamping and roll-forming of metal; powder metallurgy</i>
												<i>Treatment and coating of metals; machining</i>
												<i>Manufacture of fins and cans for food products, collapsible tubes and boxes</i>
												<i>Manufacture of metal cable, plaited bands and similar articles</i>
												<i>Manufacture of bolts, screws, nuts and similar threaded products</i>
												<i>Manufacture of metal household articles</i>
												<i>Manufacture of any other fabricated metal products n.e.c.</i>
												<i>Other industry</i>
10,724	11,117	997	1,065	981	976	976	992	930	931	943	943	Manufacture of electronic components and boards
												<i>Manufacture of diodes, transistors and similar semiconductor devices</i>
												<i>Manufacture of electronic integrated circuits micro assemblies</i>
												<i>Manufacture of electrical capacitors and resistors</i>
												<i>Manufacture of printed circuit boards</i>
												<i>Manufacture of display components</i>
												<i>Manufacture of other components for electronic applications</i>
2,570	2,711	245	237	238	224	223	224	215	224	255	255	Manufacture of computers and peripheral equipment
603	716	52	47	52	63	53	56	51	54	55	55	Manufacture of communication equipment
1,034	1,228	106	85	90	91	92	89	84	92	99	99	Manufacture of consumer electronics
1,517	2,193	140	132	136	136	136	129	132	139	142	142	Manufacture of measuring, testing, navigating and control equipment; watches and clocks
												<i>Manufacture of measuring, testing, navigating and control equipment</i>
												<i>Manufacture of industrial process control equipment</i>
												<i>Manufacture of watches and clocks and parts</i>
655	668	49	52	61	60	61	66	63	62	60	60	Manufacture of irradiation, electromedical and electrotherapeutic equipment

Kod Kumpulan Group code	Keterangan Kumpulan/Tempoh					
		Okt.	Nov.	Dis.	Jan.	Feb.
239	Pembuatan pengeluaran galian bukan logam t.t.t.l.	296	303	312	305	298
23911	Pembuatan mortar refraktori dan konkrit &	31	26	28	24	24
23921	Pembuatan seramik bukan refraktori					
23930	Pembuatan produk porselin dan seramik lain	13	13	14	14	15
23941	Pembuatan simen hidrolik	23	23	24	25	22
23951	Pembuatan konkrit dan mortar siap bancuh dan bancuhan kering	56	58	62	60	58
23952	Pembuatan konkrit pratuangan, simen atau artikel batu buatan yang digunakan dalam pembinaan;					
23953	& Pembuatan komponen struktur pasang siap untuk bangunan atau kejuruteraan awam dari simen, batu atau konkrit buatan	102	112	102	106	105
23959	Pembuatan artikel konkrit, simen dan plaster lain t.t.t.l.					
23990	Pembuatan produk mineral bukan logam lain t.t.t.l. Industri lain	41 30	42 30	50 32	45 31	44 31
241 (24101 & 24102 & 24103 & 24104 & 24109)	Pembuatan besi dan keluli asas	183	187	212	208	203
242 (24201 & 24202 & 24209)	Pembuatan logam asas berharga dan logam bukan ferus lain	121	119	131	126	124
243	Pengacuan logam	35	35	36	36	36
251 & 252	Pembuatan produk struktur logam, tangki, takungan, penjana wap, senjata dan peluru	137	138	140	142	136
25113	Pembuatan pintu, tingkap dan bingkai, penutup tingkap dan pintu pagar daripada logam	71	72	74	75	70
25119	Pembuatan produk struktur logam lain					
25120	Pembuatan tangki, takungan dan kontena daripada logam Industri lain	51 16	51 15	51 16	51 16	51 16
259	Pembuatan lain-lain produk yang direka daripada logam; aktiviti perkhidmatan kerja logam	329	332	355	347	337
25910	Tempaan, tekanan, hentakan dan bentuk gelekkan logam; serbuk metalurgi	63	63	71	65	65
25920	Rawatan dan penyalutan logam; menggunakan mesin	40	41	47	44	45
25991	Pembuatan tin untuk produk makanan dan minuman, tiub dan kotak boleh dilipat	37	40	41	38	37
25992	Pembuatan kabel, plaited bands (jalur/pita berpintal) dan artikel seumpamanya daripada logam					
25993	& Pembuatan bolt, skru, nat dan produk uliran seumpamanya	86	86	88	90	87
25994	Pembuatan barangan rumah daripada logam	5	5	5	5	5
25999	Pembuatan produk lain yang direka daripada logam t.t.t.l. Industri lain	76 21	75 21	81 22	84 22	81 17
261	Pembuatan komponen dan papan elektronik	961	974	1,124	1,058	1,099
26101	Pembuatan diod, transistor dan alatan semikonduktor yang seumpamanya					
26102	& Pembuatan litar elektronik bersepadu dengan pemasangan mikro	626	637	731	677	689
26103	Pembuatan kapasitor dan perintang elektrik					
26104	& Pembuatan papan litar bercetak	297	300	354	340	370
26105	Pembuatan komponen paparan					
26109	Pembuatan komponen lain untuk aplikasi elektronik	37	37	38	41	40
262 (26201 & 26202)	Pembuatan komputer dan kelengkapan peranti	256	228	270	250	241
263/ 26300	Pembuatan peralatan komunikasi	55	65	63	65	64
264/ 26400	Pembuatan peralatan elektronik pengguna	104	102	106	115	109
265	Pembuatan kelengkapan mengukur, menguji, memandu arah dan kawalan; jam tangan dan jam	142	152	175	165	168
26511	Pembuatan kelengkapan mengukur, menguji, memandu arah dan kawalan	130	138	159	149	154
26512	& Pembuatan kelengkapan kawalan proses perindustrian					
26520	Pembuatan jam tangan dan jam dan bahagiannya	13	14	16	16	14
266/ 26600	Pembuatan peralatan penyinaran, perubatan elektro dan elektroterapeutik	60	60	50	58	58

2022									Group Description/Period
Mac	Apr.	Mei	Jun	Jul.	Ogo.	Sep.	Okt.	Nov.	
309	309	311	311	310	306	311	313	313	Manufacture of non-metallic mineral products n.e.c.
									Manufacture of refractory mortars and concretes
26	25	27	26	27	26	26	26	26	Manufacture of non-refractory ceramic
14	14	15	15	14	14	14	14	14	Manufacture of other porcelain and ceramic products
22	23	24	23	23	22	23	23	23	Manufacture of hydraulic cement
63	63	61	62	62	63	62	63	59	Manufacture of ready-mix and dry-mix concrete and mortars
									Manufacture of precast concrete, cement or artificial stone articles for use in construction
									Manufacture of prefabricated structural components for building or civil engineering of cement, concrete or artificial stone
106	105	107	108	109	105	106	106	112	Manufacture of other articles of concrete, cement and plaster n.e.c.
44	41	46	45	43	43	45	46	45	Manufacture of other non-metallic mineral products n.e.c.
34	39	33	32	33	33	34	34	34	Other industry
210	202	197	194	184	184	190	190	191	Manufacture of basic iron and steel
114	110	114	111	110	112	114	116	116	Manufacture of basic precious and other non-ferrous metals
36	34	34	33	34	34	35	35	35	Casting of metals
135	134	136	132	135	132	137	138	141	Manufacture of structural metal products, tanks, reservoirs, steam generators, weapons and ammunition
69	69	70	66	67	65	71	70	72	Manufacture of metal doors, windows and their frames, shutters and gates
									Manufacture of other structural metal products
50	49	50	50	51	51	51	52	52	Manufacture of tanks, reservoirs and containers of metal
16	16	16	16	16	16	15	16	17	Other industry
336	322	329	325	320	323	326	329	332	Manufacture of other fabricated metal products; metal working service activities
64	63	64	61	60	62	61	61	60	Forging, pressing, stamping and roll-forming of metal; powder metallurgy
43	42	44	44	41	40	40	40	41	Treatment and coating of metals; machining
38	36	36	37	37	39	43	43	46	Manufacture of fins and cans for food products, collapsible tubes and boxes
									Manufacture of metal cable, plaited bands and similar articles
87	76	84	83	84	83	83	86	86	Manufacture of bolts, screws, nuts and similar threaded products
5	5	6	6	6	6	5	5	5	Manufacture of metal household articles
82	81	82	80	79	81	80	80	79	Manufacture of any other fabricated metal products n.e.c.
17	18	13	13	13	14	14	14	14	Other industry
1,027	1,015	1,007	1,002	958	963	1,001	997	990	Manufacture of electronic components and boards
									Manufacture of diodes, transistors and similar semiconductor devices
661	656	650	667	623	627	642	639	631	Manufacture of electronic integrated circuits micro assemblies
									Manufacture of electrical capacitors and resistors
323	317	316	297	298	299	321	320	321	Manufacture of printed circuit boards
									Manufacture of display components
43	42	41	38	38	38	38	38	38	Manufacture of other components for electronic applications
251	243	249	248	235	239	259	255	243	Manufacture of computers and peripheral equipment
65	73	61	62	61	64	62	62	77	Manufacture of communication equipment
106	108	107	111	107	120	115	115	115	Manufacture of consumer electronics
188	179	193	211	202	214	218	221	234	Manufacture of measuring, testing, navigating and control equipment; watches and clocks
									Manufacture of measuring, testing, navigating and control equipment
174	166	179	197	188	200	203	206	219	Manufacture of industrial process control equipment
14	13	14	14	14	15	15	15	15	Manufacture of watches and clocks and parts
62	61	62	63	62	61	61	60	59	Manufacture of irradiation, electromedical and electrotherapeutic equipment

Kod Kumpulan Group code	Keterangan Kumpulan/Tempoh	2020	2021	2021				2022		
				Q1	Q2	Q3	Q4	Q1	Q2	Q3
267 (26701 & 26702) & 268 (26800)	Pembuatan peralatan optikal, kelengkapan fotografi, media magnetik dan optikal	393	395	104	96	93	102	121	130	125
271	Pembuatan motor elektrik, penjana, transformer dan perkakasan pengagihan dan pengawalan elektrik	1,314	1,298	338	294	321	345	328	289	313
27101	Pembuatan motor elektrik, penjana dan transformer	437	450	100	109	120	122	113	118	123
27102	Pembuatan perkakasan pengagihan dan pengawalan	877	847	238	185	201	223	215	171	190
272/ 27200	Pembuatan bateri dan akumulator	423	438	97	105	120	116	117	114	121
273	Pembuatan pendawaian dan peranti pendawaian	883	1,003	244	239	249	272	273	273	292
27310	Pembuatan kabel gentian optikal	68	67	12	13	17	25	18	18	22
27320	Pembuatan wayar dan kabel elektronik dan elektrik lain	780	898	223	216	222	237	244	245	260
27330	Pembuatan alatan pendawaian pembawa dan bukan pembawa arus untuk litar elektrik (tanpa mengira jenis bahan)	35	38	9	9	10	10	11	10	10
274/ 27400	Pembuatan kelengkapan pencahayaan elektrik	153	221	46	52	61	61	62	55	64
275/ 27500	Pembuatan perkakasan domestik	694	574	181	149	128	116	124	118	105
279/ 27900	Pembuatan kelengkapan elektrik lain	283	299	70	72	73	84	89	91	99
281 & 282	Pembuatan jentera kegunaan umum dan kegunaan khas	4,167	4,292	1,110	1,039	1,032	1,112	1,123	1,070	1,083
28120 & 28130	Pembuatan alat-alat kuasa bendalir & Pembuatan pam, pemampat, kepala paip dan injap lain	341	340	87	81	81	90	84	83	87
28180 & 28220	Pembuatan alatan tangan yang menggunakan kuasa dilengkapi dengan motor elektrik atau bukan motor elektrik atau pneumatik & Pembuatan jentera pembentukan logam dan alatan mesin	796	918	235	214	220	249	229	220	229
28192	Pembuatan mesin penyaman udara, termasuk untuk kenderaan bermotor	703	689	174	167	175	173	180	172	189
28290	Pembuatan lain-lain mesin bertujuan khas f.t.t.l. Industri lain	548 1,779	554 1,790	145 468	137 440	129 427	144 456	149 482	129 466	117 461
291 (29101 & 29102)	Pembuatan kenderaan bermotor	1,031	1,057	257	261	252	287	286	290	281
292/ 29200	Pembuatan kerangka (coachwork) untuk kenderaan bermotor; pembuatan treler dan semi treler	260	283	66	71	71	75	77	87	89
293/ 29300	Pembuatan alat ganti dan aksesori untuk kenderaan bermotor	2,127	2,071	542	526	481	523	509	512	492
301 (30110 & 30120)	Pembinaan kapal dan bot	299	285	80	72	66	67	74	70	67
302, 303, 304 & 309	Pembuatan lokomotif keretapi, rolling stock, kapal angkasa dan udara, jentera berkaitan, kenderaan tempur ketenteraan, dan kelengkapan pengangkutan f.t.t.l.	802	810	208	205	194	204	215	219	214
30910	Pembuatan motosikal	436	482	120	122	116	125	134	139	134
30920	Pembuatan basikal dan invalid carriages Industri lain	138 228	132 195	37 51	34 49	31 46	30 49	30 51	29 51	30 50
310	Pembuatan perabot	2,368	2,425	617	578	586	643	658	629	622
31001	Pembuatan perabot kayu dan rotan Industri lain	1,784 584	1,852 573	466 151	436 142	450 136	501 143	517 141	493 136	497 126
321 (32110 & 32120)	Pembuatan barang kemas, bijouterie dan artikel berkaitan	242	250	66	60	57	67	68	63	62
322, 325 & 329	Pembuatan instrumen muzik, peralatan dan bekalan perubatan dan pergigian dan pembuatan lain f.t.t.l.	668	721	183	177	177	184	185	180	184
32901	Pembuatan alat tulis Industri lain	151 517	151 570	38 146	37 140	37 140	39 145	39 146	39 141	38 145
323/ 32300	Pembuatan barangan sukan	66	71	18	17	17	18	18	17	17
324/ 32400	Pembuatan permainan dan mainan	184	184	34	36	52	62	54	54	63
331 & 332	Pembaikan pemasangan produk logam, jentera, kelengkapan dan pemasangan jentera perindustrian dan kelengkapan	1,240	1,260	322	309	298	330	334	331	312
33150	Pembaikan dan penyelenggaraan kelengkapan pengangkutan kecuali motosikal dan basikal Industri lain	285 954	268 992	71 251	65 244	64 234	67 264	69 265	68 263	63 249
Jumlah Pembuatan		87,194	89,830	22,584	22,162	21,904	23,180	23,513	23,318	23,364

2021	2022	2021									Group Description/Period
(Jan. - Nov.)	(Jan. - Nov.)	Jan.	Feb.	Mar.	Apr.	Mei	Jun	Jul.	Ogo.	Sep.	
357	455	34	34	35	32	32	32	30	31	32	Manufacture of optical instruments, photographic equipment, magnetic and optical media
1,176	1,133	118	114	106	89	100	104	104	107	110	Manufacture of electric motors, generators, transformers and electricity distribution and control apparatus
409	434	36	33	32	34	36	39	39	40	40	Manufacture of electric motors, generators and transformers
767	699	82	82	74	56	64	65	65	67	70	Manufacture of electricity distribution and control apparatus
399	437	37	30	30	30	36	38	38	42	40	Manufacture of batteries and accumulators
904	1,033	84	84	76	76	80	82	81	82	86	Manufacture of wiring and wiring devices
58	75	4	4	4	4	5	5	5	5	8	Manufacture of fibre optic cables
811	922	77	77	69	70	73	74	73	74	75	Manufacture of other electronic and electric wires and cables
											Manufacture of current-carrying and non current-carrying wiring devices for electrical circuits regardless of material
35	36	3	3	3	3	3	4	3	3	3	
199	225	16	15	15	16	17	20	20	20	20	Manufacture of electric lighting equipment
534	406	60	60	60	44	54	51	47	43	37	Manufacture of domestic appliances
268	352	24	24	22	24	24	23	23	24	26	Manufacture of other electrical equipment
3,897	4,013	379	379	352	349	349	340	336	345	350	Manufacture of general-purpose and special-purpose machinery
											Manufacture of fluid power equipment
305	312	29	29	29	28	27	26	26	27	28	Manufacture of other pumps, compressors, taps and valves
											Manufacture of power-driven hand tools with self-contained electric or non-electric motor or pneumatic drives
830	837	83	81	71	72	71	71	71	71	78	Manufacture of metal-forming machinery and machine tools
											Manufacture of air-conditioning machines, including for motor vehicles
632	668	58	58	58	53	57	57	55	62	58	
499	476	50	50	45	49	45	43	43	43	43	Manufacture of other special-purpose machinery n.e.c.
1,630	1,720	158	161	149	148	149	142	141	142	144	Other industry
953	1,043	87	89	82	88	88	85	82	83	87	Manufacture of motor vehicles
257	312	21	21	24	24	24	23	23	23	25	Manufacture of bodies (coachwork) for motor vehicles; manufacture of trailers and semi-trailers
1,887	1,848	180	184	178	186	172	167	155	158	168	Manufacture of parts and accessories for motor vehicles
262	258	25	25	30	25	24	23	22	22	22	Building of ships and boats
743	790	68	69	71	71	70	64	64	63	67	Manufacture of railway locomotives, rolling stock, air and spacecraft, related machinery, military fighting vehicles and transport equipment n.e.c
441	492	38	39	42	42	41	38	39	37	40	Manufacture of motorcycles
123	110	13	12	12	12	12	10	9	11	11	Manufacture of bicycles and invalid carriages
179	188	17	17	17	17	17	15	16	15	16	Other industry
2,207	2,335	208	207	201	194	197	187	185	187	214	Manufacture of furniture
1,682	1,848	158	157	151	146	148	143	141	142	166	Manufacture of wooden and cane furniture
525	487	51	50	50	49	49	45	44	45	48	Other industry
224	234	23	22	21	21	20	19	19	18	20	Manufacture of jewellery, bijouterie and related articles
658	670	61	62	61	59	59	59	59	59	59	Manufacture of musical instruments, medical and dental instruments and supplies and other manufacturing n.e.c.
138	141	13	13	13	13	13	12	12	12	13	Manufacture of stationery
520	529	48	49	48	47	46	47	47	46	47	Other industry
64	65	6	6	6	6	6	6	5	6	6	Manufacture of sports goods
161	212	11	11	11	11	11	14	15	18	19	Manufacture of games and toys
1,149	1,200	107	107	108	109	103	97	99	99	101	Repair of fabricated metal products, machinery and equipment and installation of industrial machinery and equipment
245	248	24	24	24	23	22	21	21	21	22	Repair and maintenance of transport equipment except motorcycles and bicycles
903	952	83	83	84	86	81	76	77	78	79	Other industry
81,709	85,967	7,558	7,512	7,514	7,386	7,416	7,360	7,195	7,231	7,479	Total Manufacturing

Kod Kumpulan Group code	Keterangan Kumpulan/Tempoh	Okt.	Nov.	Dis.	Jan.	Feb.
267 (26701 & 26702) & 268 (26800)	Pembuatan peralatan optikal, kelengkapan fotografi, media magnetik dan optikal	32	33	37	35	35
271	Pembuatan motor elektrik, penjana, transformer dan perkakasan pengagihan dan pengawalan elektrik	111	113	122	115	110
	27101 Pembuatan motor elektrik, penjana dan transformer	40	40	42	40	37
	27102 Pembuatan perkakasan pengagihan dan pengawalan elektrik	70	73	80	75	74
272/ 27200	Pembuatan bateri dan akumulator	40	38	38	39	40
273	Pembuatan pendawaian dan peranti pendawaian	88	85	99	93	91
	27310 Pembuatan kabel gentian optikal	8	8	9	6	6
	27320 Pembuatan wayar dan kabel elektronik dan elektrik lain	77	74	86	83	81
	27330 Pembuatan alatan pendawaian pembawa dan bukan pembawa arus untuk litar elektrik (tanpa mengira jenis bahan)	3	3	3	3	4
274/ 27400	Pembuatan kelengkapan pencahayaan elektrik	20	20	21	23	21
275/ 27500	Pembuatan perkakasan domestik	38	38	40	42	41
279/ 27900	Pembuatan kelengkapan elektrik lain	26	26	32	30	29
281 & 282	Pembuatan jentera kegunaan umum dan kegunaan khas	355	361	395	386	383
	28120 Pembuatan alat-alat kuasa bendalir &	27	28	36	29	27
	28130 Pembuatan pam, pemampat, kepala paip dan injap lain					
	28180 Pembuatan alatan tangan yang menggunakan kuasa dilengkapkan dengan motor elektrik atau bukan motor elektrik atau pneumatik &	78	83	89	77	81
	28220 Pembuatan jentera pembentukan logam dan alatan mesin					
	28192 Pembuatan mesin penyaman udara, termasuk untuk kenderaan bermotor	58	58	57	57	60
	28290 Pembuatan lain-lain mesin bertujuan khas f.t.t.l. Industri lain	44 148	44 148	55 159	53 171	53 161
291 (29101 & 29102)	Pembuatan kenderaan bermotor	90	93	104	96	98
292/ 29200	Pembuatan kerangka (coachwork) untuk kenderaan bermotor; pembuatan treler dan semi treler	25	25	25	24	25
293/ 29300	Pembuatan alat ganti dan aksesori untuk kenderaan bermotor	169	170	184	169	173
301 (30110 & 30120)	Pembinaan kapal dan bot	22	22	23	23	23
302, 303, 304 & 309	Pembuatan lokomotif keretapi, rolling stock, kapal angkasa dan udara, jentera berkaitan, kenderaan tempur ketenteraan, dan kelengkapan pengangkutan f.t.t.l.	68	69	67	69	72
	30910 Pembuatan motosikal	41	43	41	43	44
	30920 Pembuatan basikal dan invalid carriages Industri lain	11 16	10 16	9 16	10 17	10 18
310	Pembuatan perabot	213	213	218	222	218
	31001 Pembuatan perabot kayu dan rotan Industri lain	165 47	165 48	170 47	175 48	171 47
321 (32110 & 32120)	Pembuatan barang kemas, bijouterie dan artikel berkaitan	20	21	26	24	23
322, 325 & 329	Pembuatan instrumen muzik, peralatan dan bekalan perubatan dan pergigian dan pembuatan lain f.t.t.l.	60	60	63	62	62
	32901 Pembuatan alat tulis Industri lain	13 47	13 48	13 50	13 49	13 49
323/ 32300	Pembuatan barangan sukan	6	6	6	6	6
324/ 32400	Pembuatan permainan dan mainan	19	19	23	18	18
331 & 332	Pembaikan pemasangan produk logam, jentera, kelengkapan dan pemasangan jentera perindustrian dan kelengkapan	107	112	111	111	110
	33150 Pembaikan dan penyelenggaraan kelengkapan pengangkutan kecuali motosikal dan basikal Industri lain	21 86	23 89	22 89	22 89	23 87
Jumlah Pembuatan		7,523	7,536	8,122	7,865	7,805

2022									Group Description/Period
Mac	Apr.	Mei	Jun	Jul.	Ogo.	Sep.	Okt.	Nov.	
50	43	42	45	43	41	40	40	39	Manufacture of optical instruments, photographic equipment, magnetic and optical media
102	90	98	101	103	106	104	102	101	Manufacture of electric motors, generators, transformers and electricity distribution and control apparatus
36	37	40	41	41	42	41	41	39	Manufacture of electric motors, generators and transformers
67	53	58	60	62	64	63	61	62	Manufacture of electricity distribution and control apparatus
38	36	39	38	39	41	41	42	43	Manufacture of batteries and accumulators
89	86	93	94	95	98	98	100	94	Manufacture of wiring and wiring devices
6	6	6	6	7	7	8	8	8	Manufacture of fibre optic cables
80	77	83	85	85	88	87	89	83	Manufacture of other electronic and electric wires and cables
3	3	3	3	3	3	3	3	3	Manufacture of current-carrying and non current-carrying wiring devices for electrical circuits regardless of material
18	17	18	21	21	22	22	21	22	Manufacture of electric lighting equipment
40	33	43	43	39	36	31	30	29	Manufacture of domestic appliances
30	30	30	31	31	31	37	36	36	Manufacture of other electrical equipment
354	359	359	351	353	363	366	372	366	Manufacture of general-purpose and special-purpose machinery
28	28	28	27	28	29	29	30	29	Manufacture of fluid power equipment
70	73	74	73	74	77	78	81	78	Manufacture of other pumps, compressors, taps and valves
63	57	58	58	61	65	63	62	64	Manufacture of power-driven hand tools with self-contained electric or non-electric motor or pneumatic drives
43	46	42	41	39	39	39	41	41	Manufacture of metal-forming machinery and machine tools
150	156	158	152	152	153	157	158	154	Manufacture of air-conditioning machines, including for motor vehicles
91	97	97	97	92	97	92	94	93	Manufacture of other special-purpose machinery n.e.c.
28	29	29	29	29	29	31	30	30	Other industry
168	174	168	170	162	163	167	167	168	Manufacture of motor vehicles
28	24	23	23	22	22	23	23	23	Manufacture of bodies (coachwork) for motor vehicles; manufacture of trailers and semi-trailers
74	73	74	72	71	70	73	73	70	Manufacture of parts and accessories for motor vehicles
47	46	47	45	44	44	45	45	41	Building of ships and boats
10	10	10	10	10	10	10	10	11	Manufacture of railway locomotives, rolling stock, air and spacecraft, related machinery, military fighting vehicles and transport equipment n.e.c
17	17	17	17	17	16	17	17	18	Manufacture of motorcycles
217	211	212	205	203	204	214	213	213	Manufacture of bicycles and invalid carriages
171	165	167	161	161	163	172	171	171	Other industry
46	46	46	44	42	42	42	42	42	Manufacture of furniture
21	21	21	21	21	21	21	21	21	Manufacture of wooden and cane furniture
61	60	60	61	60	62	62	60	60	Other industry
13	13	13	13	13	13	12	12	12	Manufacture of jewellery, bijouterie and related articles
48	47	47	48	47	49	50	48	48	Manufacture of musical instruments, medical and dental instruments and supplies and other manufacturing n.e.c.
6	6	6	6	6	6	6	6	6	Manufacture of stationery
18	18	18	19	20	21	22	20	21	Other industry
113	115	110	106	104	103	104	110	114	Manufacture of sports goods
24	24	22	22	20	21	22	22	26	Manufacture of games and toys
89	91	87	84	84	82	82	87	88	Repair of fabricated metal products, machinery and equipment and installation of industrial machinery and equipment
									Repair and maintenance of transport equipment except motorcycles and bicycles
									Other industry
7,843	7,715	7,787	7,816	7,709	7,771	7,885	7,881	7,890	Total Manufacturing

Jadual Table **1.6b** : Gaji dan Upah yang Dibayar Sektor Pembuatan Mengikut Kumpulan: Perubahan Peratusan Tahunan
 : Salaries and Wages Paid of Manufacturing Sector by Group: Annual Percentage Change

Kod Kumpulan Group code	Keterangan Kumpulan/Tempoh	2020	2021	2021				2022		
				Q1	Q2	Q3	Q4	Q1	Q2	Q3
101	Pemrosesan dan pengawetan daging	-4.8	3.6	-4.6	8.1	7.0	4.8	-0.4	-2.2	1.0
102	Pemrosesan dan pengawetan ikan, krustasea dan moluska	11.1	2.8	7.5	9.1	-1.4	-3.3	-5.1	-4.3	-1.1
	10201 Pengetinan ikan, krustasea dan moluska &									
	10202 Pemrosesan dan pengawetan ikan, krustasea dan moluska	13.6	2.4	8.2	8.8	-1.8	-4.9	-6.6	-6.4	-2.8
	Industri lain	1.6	4.6	4.5	10.5	0.5	3.7	1.6	5.0	6.0
103	Pemrosesan dan pengawetan buah-buahan dan sayur - sayuran	10.4	4.5	9.7	5.2	3.6	-0.3	3.1	5.3	11.8
	10303 Pengetinan nanas &	4.0	-17.2	12.8	3.4	-33.2	-47.4	-46.9	-41.9	-6.6
	10304 Pembuatan jem, marmalad dan sajian jeli	11.2	7.1	9.3	5.4	8.4	5.5	8.9	10.7	13.3
	Industri lain									
104	Pembuatan minyak dan lemak daripada sayuran dan haiwan	2.3	-0.1	-4.0	-0.3	-0.3	4.5	5.8	5.2	7.4
	10404 Pembuatan minyak sayuran mentah dan bertapis &	0.1	5.6	0.1	13.8	5.8	3.5	3.2	7.2	10.0
	10406 Pembuatan sebatian lemak masakan									
	10405 Pembuatan minyak kelapa	-8.9	-19.0	-18.8	-10.3	-25.3	-22.3	-15.3	-6.2	9.5
	Industri lain	3.0	0.4	-3.5	-0.9	0.3	5.7	7.0	5.6	7.1
105	Pembuatan produk tenusu	2.8	9.9	3.3	14.7	19.2	3.9	11.4	11.0	8.5
	10502 Pembuatan susu pekat, tepung dan sejat	2.2	11.7	4.3	17.1	22.9	4.8	12.5	12.3	10.2
	Industri lain	6.4	-1.7	-3.6	1.0	-2.0	-2.5	3.9	2.3	-3.4
106	Pembuatan produk bijian, kanji dan produk berkanji	2.1	5.3	3.6	11.9	4.1	2.2	0.7	1.9	1.6
	10611 Pengilangan beras	10.7	1.9	-1.7	-1.3	4.4	6.6	2.6	3.2	0.7
	10613 Pengilangan tepung	-6.1	8.8	9.5	30.2	3.1	-2.6	-1.2	1.6	2.9
	Industri lain	0.3	7.3	4.9	10.0	9.2	5.2	0.04	-4.6	-0.5
107	Pembuatan produk makanan lain	0.2	2.6	-1.2	-0.2	1.7	10.2	8.5	9.5	10.5
	10711 Pembuatan biskut dan cookies	1.4	6.0	5.2	0.2	4.9	13.6	17.1	23.3	18.0
	10712 Pembuatan roti, kek dan produk bakeri lain	1.3	-6.8	-12.2	-9.9	-5.3	0.8	-3.9	-1.8	1.3
	10713 Pembuatan produk snek	-5.3	7.4	1.5	9.1	8.8	10.6	9.8	10.6	16.6
	10721 Pembuatan gula	-28.7	-9.9	-26.5	-14.5	2.3	7.0	16.0	14.0	7.5
	10731 Pembuatan produk koko	-14.1	-16.2	-31.0	-23.9	-18.3	21.8	27.8	9.3	10.3
	10732 Pembuatan coklat dan produk coklat &	-6.8	-1.6	-9.0	-4.4	-0.1	8.7	14.7	13.4	16.5
	10733 Pembuatan konfeksi gula									
	10793 Pembuatan sos dan bahan perasa	-3.1	4.8	-1.7	-2.2	2.6	21.7	5.2	7.2	-0.4
	10799 Pembuatan produk makanan lain f.t.t.l.	4.2	17.7	17.2	19.1	11.4	23.3	23.7	21.3	28.6
	Industri lain	8.1	8.6	11.5	7.9	5.2	9.8	8.3	10.2	10.7
108/10800	Pembuatan makanan haiwan tersedia	8.5	3.3	-2.2	4.8	6.6	4.4	1.8	1.6	0.5
110	Pembuatan minuman ringan	-12.5	-5.4	-16.6	-0.05	-2.8	0.5	1.0	5.5	6.8
	11041 Pembuatan minuman ringan	-9.8	-3.4	-14.2	1.3	-1.2	2.5	4.9	10.1	10.6
	11042 Pengeluaran air mineral semulajadi dan minuman lain yang dibotolkan	-15.1	-0.3	-13.3	10.5	1.7	4.0	0.8	-1.2	0.2
	Industri lain	-22.0	-30.6	-36.9	-31.8	-26.6	-23.4	-26.8	-12.5	-6.1
120/12000	Pembuatan produk tembakau	-27.6	-2.4	-18.7	16.7	1.7	0.4	0.8	1.8	3.9
131	Pemintalan, penenunan dan penyiapan tekstil	-6.2	-2.2	-8.4	2.2	-5.4	3.6	6.6	7.1	11.9
	13110 Penyediaan dan pemintalan gentian tekstil &	-3.5	-0.4	-3.9	8.7	-6.7	1.4	5.5	4.0	11.6
	13120 Penenunan tekstil									
	13132 Pewarnaan, pelunturan, percetakan dan penyiapan akhir benang dan fabrik	-9.4	-6.5	-17.5	-13.4	-1.7	9.3	10.0	14.4	13.4
	Industri lain	-29.0	3.9	-8.1	79.7	-12.8	-5.2	-0.3	5.8	2.7
139	Pembuatan tekstil lain	0.8	1.0	-1.1	4.5	-1.3	2.2	-3.2	-3.8	-2.8
	13910 Pembuatan fabrik dikait dan dikrusye	-8.8	-4.1	-15.1	1.5	-4.7	3.1	-4.0	-14.0	-16.9
	Industri lain	6.9	3.8	7.3	6.0	0.5	1.7	-2.8	1.3	4.5
141	Pembuatan pakaian, kecuali pakaian berbulu	-17.0	-15.7	-26.9	-17.2	-13.0	-2.0	3.8	5.8	7.4
	14102 Pembuatan pakaian	-22.0	-19.4	-35.1	-23.0	-11.1	-0.8	2.4	3.4	1.4
	Industri lain	-0.2	-6.0	-0.2	-1.4	-17.3	-4.7	6.9	10.7	22.2
142 & 143	Pembuatan artikel daripada kulit bulu dan pakaian yang dikait dan dikrusye	-15.3	-16.1	-22.6	-9.6	-17.4	-13.3	-3.8	2.7	10.3
151 (15110 & 15120)	Penyamakan dan pembersihan kulit, pembuatan begasi, beg tangan, pelana dan abah-abah pembersihan dan pewarnaan bulu	-24.7	-0.3	-10.0	14.3	-2.9	0.7	-0.5	-0.9	5.6
152	Pembuatan kasut	-1.6	-2.3	-13.7	4.5	-2.3	4.8	5.9	9.6	11.8
	15201 Pembuatan kasut kulit &	2.7	-2.1	-14.2	5.4	-2.8	6.1	6.9	12.0	14.8
	15203 Pembuatan kasut getah									
	Industri lain	-10.8	-3.0	-12.7	2.3	-1.0	1.6	3.5	4.0	4.7
161/16100	Pengilangan dan pengetaman kayu	0.4	-1.3	2.6	4.3	-6.1	-5.0	-1.5	-0.5	-7.0

2021		2022		2021							Group Description/Period
(Jan. - Nov.)	(Jan. - Nov.)	Jan.	Feb.	Mar.	Apr.	Mei	Jun	Jul.	Ogo.	Sep.	
3.5	0.2	-1.7	-7.5	-4.5	6.9	9.0	8.4	7.6	7.9	5.7	Processing and preserving of meat
3.2	-2.1	8.9	6.1	7.5	10.9	9.3	7.2	1.0	-3.3	-1.8	Processing and preserving of fish, crustaceans and molluscs
											<i>Canning of fish, crustaceans and molluscs</i>
2.9	-3.7	10.2	6.8	7.6	10.7	8.6	7.1	0.9	-4.5	-1.8	<i>Processing, curing and preserving of fish, crustacean and molluscs</i>
4.4	4.3	3.6	3.1	6.8	11.6	12.7	7.4	1.6	1.6	-1.6	<i>Other industry</i>
5.0	8.3	5.7	10.6	13.0	-0.3	6.3	10.2	9.0	0.2	1.7	Processing and preserving of fruits and vegetable
											<i>Pineapple canning</i>
-13.9	-28.1	23.9	9.2	6.0	10.2	-1.0	1.9	-5.5	-50.0	-46.0	<i>Manufacture of jams, marmalades and table jellies</i>
7.2	11.8	3.8	10.8	13.9	-1.3	7.2	11.2	11.0	6.7	7.4	<i>Other industry</i>
-0.6	6.2	-5.4	-5.4	-1.2	-1.1	-0.4	0.6	5.3	-6.1	-0.2	Manufacture of vegetable and animal oils and fats
											<i>Manufacture of crude and refined vegetable oil</i>
5.8	6.8	-1.1	-1.8	3.2	21.2	12.3	8.6	4.3	7.7	5.6	<i>Manufacture of compound cooking fats</i>
-18.6	-3.6	-20.3	-18.8	-17.3	-0.7	-5.4	-24.3	-28.0	-28.2	-19.1	<i>Manufacture of coconut oil</i>
-0.3	6.6	-4.9	-5.0	-0.6	-2.6	-1.1	1.2	6.9	-6.1	0.2	<i>Other industry</i>
9.8	9.7	0.6	2.0	7.4	12.6	13.8	18.1	18.3	20.1	19.2	Manufacture of dairy products
11.7	11.0	1.8	3.1	8.3	14.3	15.7	21.6	23.0	23.5	22.1	<i>Manufacture of condensed, powdered and evaporated milk</i>
-1.7	0.8	-6.8	-5.7	2.1	2.3	1.9	-1.2	-7.8	0.2	1.8	<i>Other industry</i>
5.7	1.0	8.3	0.4	2.3	8.0	12.1	15.8	6.7	3.8	2.0	Manufacture of grain mill products, starches and starch products
1.7	1.3	3.8	-5.6	-3.0	-3.9	0.1	0.2	3.6	4.2	5.4	<i>Rice milling</i>
10.0	0.8	13.9	6.8	8.2	24.1	29.6	37.7	8.6	3.2	-2.1	<i>Flour milling</i>
7.5	-0.3	6.0	4.6	4.1	8.3	6.6	15.4	17.1	4.5	5.9	<i>Other industry</i>
2.0	9.4	-2.0	-1.9	0.5	1.6	0.03	-2.1	-0.5	0.4	5.3	Manufacture of other food products
5.4	17.6	4.2	3.4	8.0	1.3	0.9	-1.7	1.3	4.4	8.9	<i>Manufacture of biscuits and cookies</i>
-7.3	-0.9	-14.5	-11.7	-10.5	-13.5	-7.8	-8.4	-6.7	-5.1	-4.0	<i>Manufacture of bread, cakes and other bakery products</i>
6.9	13.2	-0.4	-2.2	7.4	11.5	8.5	7.3	4.6	9.3	12.6	<i>Manufacture of snack products</i>
-11.5	10.7	-29.0	-32.3	-16.6	-14.1	-12.2	-17.1	5.4	-0.1	1.9	<i>Manufacture of sugar</i>
-18.8	14.2	-35.6	-30.4	-26.6	-12.3	-36.5	-22.0	-20.9	-20.1	-13.9	<i>Manufacture of cocoa products</i>
											<i>Manufacture of chocolate and chocolate products</i>
-2.5	14.4	-8.0	-12.3	-6.7	-4.7	-4.9	-3.6	-2.3	-2.4	4.6	<i>Manufacture of sugar confectionery</i>
4.0	1.3	2.5	2.4	-9.3	2.1	-0.1	-8.3	-9.9	-2.2	20.2	<i>Manufacture of sauces and condiments</i>
17.3	26.3	15.7	16.2	19.8	26.8	21.2	10.2	14.4	8.4	11.6	<i>Manufacture of other food products n.e.c.</i>
8.4	9.8	10.8	10.1	13.6	13.5	6.7	3.9	4.4	4.1	7.2	<i>Other industry</i>
3.4	1.3	-8.7	-2.8	6.1	3.6	4.4	6.4	11.3	3.5	5.1	Manufacture of prepared animal feeds
-5.9	4.5	-18.1	-17.6	-14.0	-0.1	0.2	-0.2	-5.6	-3.2	0.4	Manufacture of beverages
-4.0	8.7	-12.5	-13.0	-17.3	-0.2	1.5	2.8	-1.7	-2.0	0.1	<i>Manufacture of soft drinks</i>
-0.7	-0.6	-22.7	-20.3	8.8	17.8	8.8	4.6	-1.9	1.4	5.7	<i>Production of natural mineral waters and other bottled waters</i>
-30.7	-15.9	-37.9	-37.3	-35.5	-31.5	-30.3	-34.1	-41.7	-24.2	-12.4	<i>Other industry</i>
-2.8	2.3	-20.5	-17.1	-18.7	17.9	17.6	14.5	2.3	1.2	1.5	Manufacture of tobacco products
-2.9	8.3	-9.4	-8.3	-7.6	4.6	5.6	-3.3	-4.9	-6.5	-4.9	Spinning, weaving and finishing of textiles
											<i>Preparation and spinning of textile fibres</i>
-0.7	7.4	-4.5	-4.1	-3.2	8.8	14.9	2.9	-2.9	-10.2	-6.9	<i>Weaving of textiles</i>
-8.2	10.9	-19.5	-16.4	-16.6	-9.5	-16.5	-14.2	-7.0	2.0	-0.1	<i>Dyeing, bleaching, printing and finishing of yarns and fabrics</i>
4.5	2.1	-8.9	-12.3	-2.6	311.4	234.1	-20.1	-31.4	-2.9	-3.8	<i>Other industry</i>
0.8	-3.0	-3.9	0.4	0.5	17.0	4.2	-5.5	-3.6	-0.4	-0.01	Manufacture of other textiles
-4.9	-12.4	-20.6	-12.7	-11.5	16.6	-0.3	-7.8	-7.4	-3.8	-2.9	<i>Manufacture of knitted and crocheted fabrics</i>
4.0	1.7	6.5	8.1	7.4	17.1	6.7	-4.3	-1.6	1.5	1.6	<i>Other industry</i>
-17.3	5.9	-26.1	-27.3	-27.5	-10.0	-15.1	-26.4	-16.6	-10.4	-11.6	Manufacture of wearing apparel, except fur
-21.2	2.7	-32.8	-36.1	-36.6	-18.8	-19.7	-30.7	-16.4	-7.3	-9.1	<i>Manufacture of clothings</i>
-6.8	13.2	-5.2	1.7	3.5	16.2	-2.2	-15.6	-17.1	-17.3	-17.4	<i>Other industry</i>
-16.8	2.6	-20.9	-28.3	-18.3	-8.6	-5.4	-14.8	-7.4	-23.6	-21.0	Manufacture of articles of fur, knitted and crocheted apparel
											<i>Tanning and dressing of leather; manufacture of luggage, handbags, saddlery and harness; dressing and dyeing of fur</i>
0.1	1.2	-24.6	-0.5	-0.2	18.7	22.0	3.3	-9.6	-0.8	1.4	
-3.2	8.0	-1.7	-19.3	-18.6	14.3	11.1	-10.0	-10.0	0.8	2.5	Manufacture of footwear
											<i>Manufacture of leather footwear</i>
-3.1	9.6	8.3	-22.8	-22.8	17.3	13.6	-11.4	-11.8	1.8	1.9	<i>Manufacture of rubber footwear</i>
-3.3	4.0	-20.7	-9.4	-6.6	7.7	5.6	-6.2	-5.6	-1.5	4.0	<i>Other industry</i>
-1.0	-4.4	3.8	3.8	0.3	22.7	4.3	-10.2	-6.1	-5.8	-6.4	Sawmilling and planing of wood

Kod Kumpulan Group code	Keterangan Kumpulan/Tempoh	Okt.	Nov.	Dis.	Jan.	Feb.
101	Pemprosesan dan pengawetan daging	5.7	4.3	4.4	4.6	-1.0
102	Pemprosesan dan pengawetan ikan, krustasea dan moluska	-3.7	-4.4	-1.9	-4.9	-4.4
10201	Pengetinan ikan, krustasea dan moluska					
&						
10202	Pemprosesan dan pengawetan ikan, krustasea dan moluska	-5.1	-5.9	-3.8	-6.2	-5.8
	Industri lain	2.2	2.1	6.7	0.4	1.5
103	Pemprosesan dan pengawetan buah-buahan dan sayur - sayuran	0.1	-0.4	-0.5	2.1	3.5
10303	Pengetinan nanas					
&						
10304	Pembuatan jem, marmalad dan sajian jeli	-45.6	-46.8	-49.4	-51.1	-45.6
	Industri lain	5.5	5.0	5.9	8.4	9.5
104	Pembuatan minyak dan lemak daripada sayuran dan haiwan	3.6	4.1	5.7	6.4	6.5
10404	Pembuatan minyak sayuran mentah dan bertapis					
&						
10406	Pembuatan sebatian lemak masakan	4.1	3.5	3.0	3.0	3.5
10405	Pembuatan minyak kelapa	-21.3	-21.3	-24.3	-15.6	-14.0
	Industri lain	4.7	5.3	7.2	7.7	7.7
105	Pembuatan produk tenusu	0.03	1.4	10.3	11.7	12.2
10502	Pembuatan susu pekat, tepung dan sejat	0.3	2.1	12.2	12.6	13.4
	Industri lain	-2.1	-3.6	-1.8	5.2	3.1
106	Pembuatan produk bijian, kanji dan produk berkanji	3.5	1.8	1.4	1.7	-0.2
10611	Pengilangan beras	9.2	6.3	4.2	3.7	1.9
10613	Pengilangan tepung	-2.8	-3.4	-1.7	-0.3	-2.6
	Industri lain	6.1	5.1	4.4	0.4	1.4
107	Pembuatan produk makanan lain	10.3	11.0	9.3	8.3	7.3
10711	Pembuatan biskut dan cookies	12.4	15.6	12.7	17.6	16.0
10712	Pembuatan roti, kek dan produk bakeri lain	1.0	2.8	-1.3	-1.6	-5.2
10713	Pembuatan produk snek	12.6	6.4	12.9	13.4	7.8
10721	Pembuatan gula	1.8	8.7	10.5	4.4	19.2
10731	Pembuatan produk koko	21.3	20.8	23.0	35.0	20.3
10732	Pembuatan coklat dan produk coklat					
&						
10733	Pembuatan konfeksi gula	8.2	8.1	9.7	10.0	12.6
10793	Pembuatan sos dan bahan perasa	24.7	27.7	13.5	4.1	3.1
10799	Pembuatan produk makanan lain f.t.t.l.	24.4	24.0	21.7	22.6	23.5
	Industri lain	9.9	9.3	10.3	7.4	7.8
108/ 10800	Pembuatan makanan haiwan tersedia	5.7	5.5	2.4	2.1	1.7
110	Pembuatan minuman ringan	0.6	0.8	0.1	-0.04	2.0
11041	Pembuatan minuman ringan	2.2	2.5	2.7	2.5	4.7
11042	Pengeluaran air mineral semulajadi dan minuman lain yang dibotolkan	3.3	3.9	4.8	2.4	2.9
	Industri lain	-19.1	-21.3	-28.8	-26.1	-21.9
120/ 12000	Pembuatan produk tembakau	0.2	0.1	0.9	1.3	0.9
131	Pemintalan, penenunan dan penyiapan tekstil	-0.5	5.3	5.9	6.0	6.4
13110	Penyediaan dan pemintalan gentian tekstil					
&						
13120	Penenunan tekstil	-2.0	3.0	3.3	3.5	5.4
13132	Pewarnaan, pelunturan, percetakan dan penyiapan akhir benang dan fabrik	3.8	11.7	12.1	12.5	9.3
	Industri lain	-6.7	-6.2	-2.6	-0.1	-0.002
139	Pembuatan tekstil lain	1.4	2.4	2.8	-1.2	-2.5
13910	Pembuatan fabrik dikait dan dikrusye	1.2	3.5	4.8	-1.3	-1.0
	Industri lain	1.5	1.8	1.8	-1.2	-3.3
141	Pembuatan pakaian, kecuali pakaian berbulu	-10.6	1.8	2.4	3.3	4.2
14102	Pembuatan pakaian	-7.9	3.2	2.1	1.8	2.7
	Industri lain	-16.6	-1.3	3.2	6.5	7.2
142 & 143	Pembuatan artikel daripada kulit bulu dan pakaian yang dikait dan dikrusye	-23.7	-8.3	-8.0	-1.1	-6.9
151 (15110 & 15120)	Penyamakan dan pembersihan kulit, pembuatan begasi, beg tangan, pelana dan abah-abah pembersihan dan pewarnaan bulu	3.0	3.0	-3.5	1.9	-1.3
152	Pembuatan kasut	4.2	3.8	6.6	3.4	7.4
15201	Pembuatan kasut kulit					
&						
15203	Pembuatan kasut getah	4.6	4.6	9.1	3.7	9.0
	Industri lain	3.0	1.7	0.3	2.7	3.5
161/ 16100	Pengilangan dan pengetaman kayu	-6.0	-4.0	-4.9	-1.3	-1.8

2022									Group Description/Period
Mac	Apr.	Mei	Jun	Jul.	Ogo.	Sep.	Okt.	Nov.	
-4.8	-4.1	-1.3	-1.1	0.01	1.4	1.6	3.3	3.5	Processing and preserving of meat
-5.9	-4.5	-5.0	-3.3	-3.0	-0.1	-0.1	3.7	4.9	Processing and preserving of fish, crustaceans and molluscs Canning of fish, crustaceans and molluscs
-7.9	-6.4	-7.7	-5.0	-4.7	-1.3	-2.4	2.8	5.5	Processing, curing and preserving of fish, crustacean and molluscs
2.9	3.5	7.1	4.5	4.2	4.5	9.6	7.3	2.3	Other industry
3.7	3.7	6.3	6.1	7.3	14.6	13.9	15.6	16.3	Processing and preserving of fruits and vegetable Pineapple canning
-43.8	-44.7	-41.5	-39.7	-36.8	24.4	21.3	21.3	27.3	Manufacture of jams, marmalades and table jellies
8.8	8.9	11.7	11.4	12.4	14.1	13.5	15.3	15.7	Other industry
4.5	2.9	4.9	8.0	5.4	12.4	4.8	6.2	6.8	Manufacture of vegetable and animal oils and fats Manufacture of crude and refined vegetable oil
3.1	3.6	7.1	11.1	14.5	8.4	7.3	5.5	7.9	Manufacture of compound cooking fats
-16.3	-13.6	-12.6	11.3	11.1	12.3	5.3	5.2	4.7	Manufacture of coconut oil
5.6	3.6	5.5	7.6	4.5	12.8	4.6	6.3	6.8	Other industry
10.4	11.3	12.6	9.0	9.0	8.7	7.9	4.5	9.8	Manufacture of dairy products
11.4	12.6	14.3	9.9	10.2	10.3	10.0	5.2	11.1	Manufacture of condensed, powdered and evaporated milk
3.3	2.5	1.2	3.3	-0.2	-3.1	-6.8	-0.5	0.4	Other industry
0.6	3.9	0.3	1.5	1.8	5.6	-2.6	-2.1	0.2	Manufacture of grain mill products, starches and starch products
2.1	3.7	1.1	5.0	2.2	3.4	-3.4	-3.1	-1.1	Rice milling
-0.6	4.9	0.3	-0.4	2.6	8.6	-2.6	-2.1	0.8	Flour milling
-1.7	-0.6	-4.6	-8.7	-6.3	2.0	3.6	5.7	6.8	Other industry
9.9	7.1	8.4	13.1	11.4	11.4	8.7	8.4	9.2	Manufacture of other food products
17.5	20.6	22.9	26.4	19.3	19.5	15.5	10.9	9.8	Manufacture of biscuits and cookies
-4.8	-3.3	-2.2	0.2	-1.0	-0.9	5.7	1.4	1.5	Manufacture of bread, cakes and other bakery products
8.2	6.4	8.6	16.9	18.1	16.3	15.3	15.2	19.3	Manufacture of snack products
25.3	12.6	16.9	12.4	6.8	9.7	6.1	13.5	-7.2	Manufacture of sugar
28.6	6.6	10.9	11.3	12.4	12.5	6.5	7.6	10.2	Manufacture of cocoa products Manufacture of chocolate and chocolate products
21.0	10.7	11.7	17.9	19.0	19.5	11.3	12.1	12.4	Manufacture of sugar confectionery
8.6	2.6	4.3	15.1	12.7	4.5	-14.4	-8.3	-10.0	Manufacture of sauces and condiments
25.1	17.8	18.1	28.4	23.8	29.6	32.6	33.5	34.5	Manufacture of other food products n.e.c.
9.8	8.4	9.8	12.4	11.5	12.4	8.4	8.5	11.9	Other industry
1.5	1.1	1.7	2.1	-3.2	3.2	1.7	1.4	1.5	Manufacture of prepared animal feeds
1.2	2.5	5.6	8.9	8.8	7.0	4.8	5.1	4.7	Manufacture of beverages
7.6	9.3	9.6	11.5	10.2	12.3	9.5	9.2	9.7	Manufacture of soft drinks
-2.6	-3.8	-1.1	1.7	4.5	-2.0	-1.8	-1.2	-4.4	Production of natural mineral waters and other bottled waters
-32.2	-29.3	-9.6	10.7	11.3	-9.2	-16.2	-13.0	-14.1	Other industry
0.3	0.5	0.2	4.8	4.9	4.6	2.3	2.6	4.4	Manufacture of tobacco products
7.5	5.8	5.6	9.9	9.1	12.7	14.1	9.7	4.9	Spinning, weaving and finishing of textiles Preparation and spinning of textile fibres
7.5	4.4	1.7	6.1	4.7	14.6	16.1	11.3	7.0	Weaving of textiles
8.2	9.4	15.5	18.6	18.7	10.6	11.3	7.4	0.8	Dyeing, bleaching, printing and finishing of yarns and fabrics
-0.7	1.2	2.5	15.6	28.7	-8.3	-5.2	-1.6	0.4	Other industry
-5.9	-4.6	-4.7	-2.2	-0.8	-4.5	-3.2	-3.2	-0.5	Manufacture of other textiles
-9.8	-10.5	-15.5	-15.8	-15.1	-18.4	-17.0	-17.5	-12.1	Manufacture of knitted and crocheted fabrics
-4.0	-1.8	0.8	5.1	6.7	2.8	4.0	4.5	5.8	Other industry
4.1	2.9	2.4	13.2	6.5	6.2	9.5	9.2	5.8	Manufacture of wearing apparel, except fur
2.7	1.1	-1.3	12.1	0.6	-0.2	3.8	4.1	4.2	Manufacture of clothings
7.0	6.7	10.7	15.5	21.0	22.1	23.6	21.5	9.4	Other industry
-3.6	-4.1	2.2	10.5	8.5	13.7	9.1	10.4	-4.2	Manufacture of articles of fur, knitted and crocheted apparel
-2.1	-2.7	-2.2	2.5	6.8	6.4	3.9	0.8	0.6	Tanning and dressing of leather; manufacture of luggage, handbags, saddlery and harness; dressing and dyeing of fur
7.1	6.9	8.8	13.6	14.6	10.0	11.1	4.3	3.0	Manufacture of footwear
8.3	8.2	11.9	16.4	18.9	11.5	14.5	4.5	2.6	Manufacture of leather footwear
4.1	3.9	1.4	6.9	4.8	6.5	3.0	3.9	4.0	Manufacture of rubber footwear
-1.5	-2.3	-1.7	2.6	-5.4	-5.7	-9.6	-9.9	-10.3	Other industry Sawmilling and planing of wood

Kod Kumpulan Group code	Keterangan Kumpulan/Tempoh	2020	2021	2021				2022		
				Q1	Q2	Q3	Q4	Q1	Q2	Q3
				162	Pembuatan produk daripada kayu, gabus, jerami dan bahan jalinan lain	-4.8	2.4	-8.2	2.2	3.5
16211	Pembuatan kepingan venier dan papan lapis	-8.8	-3.2	-18.0	-8.3	0.3	16.4	12.1	11.8	7.3
16212	Pembuatan papan partikel dan papan gentian	-12.5	5.7	-11.4	5.8	9.2	22.2	28.5	25.0	19.1
16221	Pertukangan kayu untuk jurubina	11.7	15.9	23.7	24.4	8.2	9.1	3.5	4.0	4.8
	Industri lain	-1.3	1.7	-6.2	7.8	3.2	3.4	0.8	5.6	1.8
170	Pembuatan kertas dan produk kertas	-5.8	0.7	-4.7	7.6	0.7	4.3	3.7	2.9	5.1
17010	Pembuatan pulpa, kertas dan kertas tebal	-2.3	-1.9	-14.9	-5.1	-0.4	15.1	16.4	17.1	14.2
17020	Pembuatan kertas gelugur dan kertas tebal dan bekas daripada kertas dan kertas tebal	-10.5	0.9	-5.2	7.7	-0.5	2.8	-0.1	-0.1	7.7
17091	Pembuatan sampul surat dan kad surat	-6.4	1.5	-8.7	-0.03	9.2	6.9	-6.2	-11.4	-10.2
17092	Pembuatan kertas kegunaan rumah dan pembersih peribadi	-1.0	2.3	-0.2	6.7	0.8	1.9	13.0	6.0	6.3
17093	Pembuatan kertas bergam atau pelekat yang berjalur atau bergulung dan label dan kertas dinding	-7.5	-12.8	-12.1	-18.7	-11.4	-9.1	-11.7	-9.2	-15.6
	Industri lain	6.7	27.3	21.7	37.5	28.2	23.1	14.1	11.5	15.1
181 & 182	Percetakan, aktiviti perkhidmatan berkaitan percetakan dan penerbitan semula media rakaman	-2.8	-0.8	-4.1	2.3	-2.8	1.8	1.3	1.9	6.9
18110	Percetakan	-1.8	-0.5	-4.2	2.8	-2.3	2.1	1.7	2.5	7.4
18120	Aktiviti perkhidmatan berkaitan percetakan &	-7.4	-2.4	-3.6	-0.7	-5.1	-0.1	-0.6	-1.5	4.1
18200	Penerbitan semula media rakaman									
192 (19201 & 19202)	Pembuatan produk petroleum bertapis	-4.4	1.9	-3.1	6.4	5.2	0.6	1.9	1.9	2.1
201	Pembuatan kimia asas, baja dan sebatian nitrogen, plastik dan getah sintetik dalam bentuk primer	-16.9	-2.2	-21.5	4.8	9.0	5.5	4.7	5.4	2.6
20111	Pembuatan gas perindustrian atau perubatan bukan organik dalam bentuk cecair atau mampat	-41.2	-9.0	-47.6	19.0	16.7	22.1	32.9	31.4	34.3
20112	Pembuatan kimia organik asas &	-3.4	3.1	-7.1	-1.4	14.2	8.2	7.8	7.7	4.0
20113	Pembuatan sebatian bukan organik									
20121	Pembuatan baja &	-39.0	-17.1	-44.8	12.8	-2.3	-5.3	-10.5	-12.1	-13.3
20129	Pembuatan produk campuran nitrogen									
20131	Pembuatan plastik dalam bentuk primer	-13.7	-3.4	-21.2	9.5	2.7	1.6	-2.3	0.7	-4.4
	Industri lain	-8.7	7.7	1.5	14.5	12.4	3.6	9.9	12.0	19.1
202 & 203	Pembuatan produk kimia lain dan serat buatan manusia	4.9	3.1	11.5	6.6	-4.4	-0.8	-1.9	-1.0	4.5
20210	Pembuatan racun perosak dan produk agrokimia lain	2.3	31.5	49.3	34.2	23.8	20.7	6.3	9.2	2.8
20221	Pembuatan cat, varnis dan penyadur dan mastik	-2.2	2.9	6.7	2.2	-0.5	3.0	8.1	4.3	4.6
20222	Pembuatan dakwat cetak	20.3	-6.4	21.7	-11.5	-15.2	-16.1	-20.7	-15.9	-11.8
20231	Pembuatan sabun dan bahan pencuci, penyediaan & membersihkan dan mengilat	1.8	-3.3	1.7	9.8	-10.0	-12.7	-9.9	-10.6	-3.0
20232	Pembuatan pewangi dan penyediaan dandanan diri									
20291	Pembuatan plat fotografi, filem, sensitized paper dan & other sensitized unexposed materials									
20292	Pembuatan dakwat menulis dan melukis &	7.7	8.0	15.6	6.3	-2.5	13.3	8.1	9.1	18.3
20299	Pembuatan produk kimia lain t.t.t.l. & Industri lain	0.4	-0.8	-1.3	-2.1	0.5	-0.4	3.2	7.2	10.4
210	Pembuatan produk farmaseutikal, kimia perubatan dan botani	9.5	13.7	14.6	14.8	13.9	11.9	8.8	8.6	10.3
21001	Pembuatan bahan aktif ubat-ubatan untuk digunakan oleh bidang farmakologi dalam pembuatan ubat-ubatan & Industri lain	9.8	12.1	13.1	13.5	10.3	11.5	7.5	7.7	11.0
		8.1	20.9	21.1	20.6	29.0	13.5	14.3	12.4	8.0
221	Pembuatan produk getah	7.7	8.9	7.3	11.5	14.3	2.3	2.1	0.2	-2.1
22111	Pembuatan tayar getah untuk kenderaan	-7.3	-2.2	-14.2	5.0	0.4	0.7	1.7	3.4	12.3
22112	Pembuatan bunga tayar yang boleh ditukar ganti dan tayar celup	6.9	14.7	19.1	21.0	8.1	11.6	8.0	14.7	22.3
22191	Pembuatan produk lain daripada getah asli atau sintetik, & tidak divulkan, divulkan atau dikeraskan	2.2	15.2	25.6	22.2	11.6	3.8	3.3	6.3	10.8
22193	Pengilangan semula getah dan prosesan susu getah									
22192	Pembuatan sarung tangan getah	15.8	15.6	7.1	15.7	30.3	8.0	8.9	-2.1	-10.7
22199	Pembuatan tandas daripada getah lain yang t.t.t.l.	1.9	-7.8	4.5	-5.5	-16.8	-13.3	-13.9	-1.5	7.0
222	Pembuatan produk plastik	8.5	6.5	15.9	11.5	-0.5	0.7	-0.3	2.2	9.1
22201	Pembuatan produk plastik separa siap &	11.1	1.3	8.7	4.8	-3.8	-3.6	-3.1	-0.3	6.5
22202	Pembuatan produk plastik siap									
22203	Pembuatan artikel plastik untuk pembungkusan	10.3	13.0	18.6	19.5	5.2	9.7	7.8	10.7	19.4
22204	Pembuatan barangan plastik jurubina	3.7	2.6	9.5	13.2	-8.4	-3.3	-3.6	-0.3	15.2
22205	Pembuatan pinggan mangkuk, peralatan dapur dan barangan tandas daripada plastik	24.5	13.1	34.0	14.6	1.6	7.2	4.6	5.4	8.5
22209	Pembuatan pelbagai produk plastik t.t.t.l.	2.5	7.2	18.9	13.4	-0.6	-1.0	-2.9	-1.2	5.2
231 (23101 & 23102 & 23109)	Pembuatan kaca dan produk kaca	-5.1	12.3	-2.9	10.9	14.4	28.8	20.5	15.8	23.3

2021		2022		2021									Group Description/Period
(Jan. - Nov.)	(Jan. - Nov.)	Jan.	Feb.	Mar.	Apr.	Mei	Jun	Jul.	Ogo.	Sep.			
1.4	8.2	-8.0	-10.6	-6.0	5.7	3.2	-2.2	-1.1	3.0	8.6		Manufacture of products of wood, cork, straw and plaiting materials	
-5.0	8.6	-18.6	-20.0	-15.2	-7.0	-5.7	-12.1	-7.9	-1.0	10.2		Manufacture of veneer sheets and plywood	
4.3	20.4	-10.3	-13.8	-10.2	-0.3	6.8	11.3	6.6	9.5	11.5		Manufacture of particle board and fibreboard	
16.6	4.5	22.9	23.3	24.9	35.6	23.9	14.5	9.2	7.8	7.5		Manufacture of builders' carpentry	
1.9	2.5	-2.9	-11.3	-4.3	19.3	4.8	0.5	2.1	4.6	2.8		Other industry	
0.4	3.7	-5.0	-4.8	-4.3	5.5	3.1	0.8	-0.8	0.5	2.3		Manufacture of paper and paper products	
-3.3	13.3	-18.5	-14.5	-11.6	-4.2	-6.2	-5.0	-2.1	-1.9	2.9		Manufacture of pulp, paper and paperboard	
0.8	3.3	-6.3	-7.1	-2.1	8.7	7.0	6.0	-4.3	1.2	1.6		Manufacture of corrugated paper and paperboard and of containers of paper and paperboard	
1.1	-9.2	-9.6	-6.3	-10.1	-8.9	4.9	4.9	9.5	8.5	9.5		Manufacture of envelopes and letter-card	
2.2	7.4	0.4	0.1	-1.0	19.3	2.0	-0.6	2.6	-1.6	1.4		Manufacture of household and personal hygiene paper	
-13.2	-12.3	-6.0	-9.7	-19.5	-18.6	-16.7	-20.8	-11.3	-13.6	-9.3		Manufacture of gummed or adhesive paper in strips or rolls and labels and wall paper	
28.1	13.4	17.2	21.2	26.8	38.4	42.5	31.8	27.8	30.4	26.6		Other industry	
-1.1	4.3	-5.5	-3.6	-3.2	4.0	3.2	-0.4	-2.9	-2.5	-2.9		Printing, service activities related to printing and reproduction of recorded media	
-0.8	4.8	-4.6	-4.0	-4.0	4.2	4.4	0.01	-2.4	-2.1	-2.5		Printing	
-2.6	1.3	-10.0	-1.5	1.4	3.1	-2.5	-2.9	-5.7	-4.6	-5.1		Service activities related to printing	
												Reproduction of recorded media	
2.1	1.6	-4.9	-2.4	-2.1	3.9	5.8	9.5	5.3	5.4	4.9		Manufacture of refined petroleum products	
-2.8	4.6	-22.7	-22.0	-19.7	6.6	0.8	7.0	9.4	10.4	7.3		Manufacture of basic chemicals, fertilizer and nitrogen compounds, plastics and synthetic rubber in primary forms	
-11.5	32.1	-46.8	-48.1	-47.9	19.5	17.5	19.9	15.9	19.0	15.1		Manufacture of liquefied or compressed inorganic industrial or medical gases	
												Manufacture of basic organic chemicals	
2.8	6.9	-9.0	-7.0	-5.1	0.5	-8.7	3.7	16.1	16.0	10.7		Manufacture of inorganic compounds	
												Manufacture of fertilizers	
-18.0	-10.4	-45.8	-45.7	-43.1	19.7	18.1	3.1	-2.7	-1.1	-3.1		Manufacture of associated nitrogen products	
-3.9	-2.1	-22.3	-22.9	-18.3	9.7	7.5	11.4	1.6	3.8	2.6		Manufacture of plastics in primary forms	
8.5	14.5	-5.9	2.9	8.2	12.5	14.3	16.7	11.8	13.0	12.2		Other industry	
3.5	0.2	9.8	12.4	12.3	9.3	10.2	0.7	-3.3	-5.5	-4.5		Manufacture of other chemical products and man-made fibres	
33.3	7.0	56.7	46.9	44.7	25.6	42.4	35.6	26.0	19.4	26.1		Manufacture of pesticides and other agrochemical products	
2.9	5.6	20.7	-1.9	1.3	3.7	3.1	-0.3	2.3	-2.9	-0.8		Manufacture of paints, varnishes and similar coatings ink and	
-5.3	-15.7	26.0	21.2	18.5	-12.1	-8.3	-14.1	-13.9	-15.5	-16.1		Manufacture of printing ink	
												Manufacture of soap and detergents, cleaning and polishing preparations	
-2.3	-7.3	-7.6	3.4	10.1	15.0	16.4	-0.5	-7.8	-11.3	-10.7		Manufacture of perfumes and toilet preparations	
												Manufacture of photographic plates, films, sensitized paper and other sensitized unexposed materials	
7.3	9.4	14.7	22.2	10.4	12.0	6.8	0.6	-3.6	-2.5	-1.5		Manufacture of writing and drawing ink	
												Manufacture of other chemical products n.e.c.	
-0.6	6.6	-6.3	2.4	0.6	-2.3	2.6	-6.3	-2.9	1.0	3.6		Other industry	
14.0	9.8	13.9	14.6	15.3	15.7	15.3	13.3	13.4	14.6	13.6		Manufacture of pharmaceuticals, medicinal chemical and botanical products	
12.0	9.3	12.6	12.6	14.0	13.9	13.1	13.3	8.9	11.5	10.6		Manufacture of medicinal active substances to be used for their pharmacological properties in the manufacture of medicaments	
22.8	11.6	19.2	23.3	20.7	23.5	25.2	13.3	32.7	27.8	26.4		Other industry	
9.8	0.2	9.4	6.8	5.6	4.6	7.6	21.5	18.1	15.7	9.1		Manufacture of rubber products	
-2.9	7.6	-14.3	-23.1	-4.9	-5.3	12.7	7.7	3.7	-2.8	0.3		Manufacture of rubber tyres for vehicles	
15.3	15.8	16.1	9.4	31.5	28.4	23.4	11.4	6.1	9.7	8.5		Manufacture of interchangeable tyre treads and retreading rubber tyres	
												Manufacture of other products of natural or synthetic rubber, unvulcanized, vulcanized or hardened	
16.1	7.9	13.8	28.0	36.4	19.6	31.3	16.7	16.6	13.4	5.6		Rubber remilling and latex processing	
17.1	-3.0	15.3	7.4	-0.9	-2.5	7.9	38.9	35.4	33.1	22.3		Manufacture of rubber gloves	
-7.3	-2.5	5.1	5.9	2.5	13.5	-13.6	-14.7	-16.5	-17.3	-16.6		Manufacture of other rubber products n.e.c.	
7.0	4.2	14.5	14.5	18.6	19.5	13.2	2.6	0.3	-0.9	-1.0		Manufacture of plastics products	
												Manufacture of semi-manufactures of plastic products	
1.6	1.9	13.2	7.5	5.8	8.0	9.8	-3.1	-2.8	-3.7	-4.9		Manufacture of finished plastic products	
13.2	15.0	9.5	9.9	37.7	37.1	15.2	9.1	5.5	6.1	4.1		Manufacture of plastic articles for the packing of goods	
2.8	4.7	5.5	4.8	18.6	25.1	15.5	0.4	-8.6	-9.7	-6.8		Manufacture of builders' plastics ware	
13.8	5.5	35.0	36.0	31.2	24.9	18.0	2.8	-3.7	4.1	4.4		Manufacture of plastic tableware, kitchenware and toilet articles	
8.0	-0.2	15.5	21.2	20.1	21.7	14.4	4.9	1.6	-2.8	-0.6		Manufacture of diverse plastic products n.e.c.	
10.8	19.3	-8.0	-5.7	6.0	12.9	9.5	10.3	8.6	8.1	27.1		Manufacture of glass and glass products	

Kod Kumpulan Group code	Keterangan Kumpulan/Tempoh	Okt.	Nov.	Dis.	Jan.	Feb.
162	Pembuatan produk daripada kayu, gabus, jerami dan bahan jalinan lain	11.9	14.5	13.7	10.3	11.0
16211	Pembuatan kepingan venier dan papan lapis	14.5	16.1	18.5	12.8	12.5
16212	Pembuatan papan partikel dan papan gentian	17.8	26.3	22.3	26.7	29.7
16221	Pertukangan kayu untuk jurubina	7.4	11.0	9.1	4.8	3.7
	Industri lain	5.2	5.5	-0.4	-1.0	2.4
170	Pembuatan kertas dan produk kertas	3.2	5.5	4.2	4.0	5.9
17010	Pembuatan pulpa, kertas dan kertas tebal	12.3	17.5	15.5	17.6	17.3
17020	Pembuatan kertas gelugur dan kertas tebal dan bekas daripada kertas dan kertas tebal	1.9	4.0	2.6	4.9	0.6
17091	Pembuatan sampul surat dan kad surat	8.1	6.9	5.7	2.4	-9.9
17092	Pembuatan kertas kegunaan rumah dan pembersih peribadi	0.6	2.7	2.5	-4.1	25.4
17093	Pembuatan kertas bergam atau pelekat yang berjalur atau bergulung dan label dan kertas dinding	-9.5	-8.7	-9.1	-12.6	-10.3
	Industri lain	23.2	25.9	20.6	23.6	9.5
181 & 182	Percetakan, aktiviti perkhidmatan berkaitan percetakan dan penerbitan semula media rakaman	0.4	2.2	2.6	1.6	1.3
18110	Percetakan	0.5	2.5	3.2	1.5	1.8
18120	Aktiviti perkhidmatan berkaitan percetakan					
&						
18200	Penerbitan semula media rakaman	-0.3	0.7	-0.6	2.4	-1.0
192 (19201 & 19202)	Pembuatan produk petroleum bertapis	1.0	0.6	0.4	0.2	2.5
201	Pembuatan kimia asas, baja dan sebatian nitrogen, plastik dan getah sintetik dalam bentuk primer	8.0	4.4	4.4	4.2	4.4
20111	Pembuatan gas perindustrian atau perubatan bukan organik dalam bentuk cecair atau mampat	14.1	24.8	27.8	30.1	35.5
20112	Pembuatan kimia organik asas					
&						
20113	Pembuatan sebatian bukan organik	13.0	6.3	5.7	8.1	6.9
20121	Pembuatan baja					
&						
20129	Pembuatan produk campuran nitrogen	-3.4	-7.1	-5.4	-14.5	-8.4
20131	Pembuatan plastik dalam bentuk primer	2.1	1.2	1.4	-3.0	-3.9
	Industri lain	11.0	0.6	-0.2	10.2	9.8
202 & 203	Pembuatan produk kimia lain dan serat buatan manusia	-0.9	-0.7	-0.9	-0.8	-2.1
20210	Pembuatan racun perosak dan produk agrokimia lain	30.9	19.2	13.2	2.8	2.5
20221	Pembuatan cat, varnis dan penyadur dan mastik	0.4	5.5	3.2	2.8	12.2
20222	Pembuatan dakwat cetak	-16.8	-13.6	-17.8	-17.6	-18.2
20231	Pembuatan sabun dan bahan pencuci, penyediaan membersihkan dan mengilat					
&						
20232	Pembuatan pewangi dan penyediaan dandanan diri	-11.1	-14.7	-12.2	-10.5	-9.0
20291	Pembuatan plat fotografi, filem, sensitized paper dan other sensitized unexposed materials					
&						
20292	Pembuatan dakwat menulis dan melukis	9.9	14.4	15.3	14.6	5.2
&						
20299	Pembuatan produk kimia lain t.t.t.l.					
	Industri lain	4.0	-1.0	-3.7	2.3	3.6
210	Pembuatan produk farmaseutikal, kimia perubatan dan botani	15.1	9.9	10.8	10.5	7.8
21001	Pembuatan bahan aktif ubat-ubatan untuk digunakan oleh bidang farmakologi dalam pembuatan ubat-ubatan	12.7	9.3	12.4	9.6	5.8
	Industri lain	26.3	12.3	4.1	14.4	16.0
221	Pembuatan produk getah	6.4	1.2	-0.6	0.6	3.5
22111	Pembuatan tayar getah untuk kenderaan	-1.4	-3.2	7.1	2.1	1.8
22112	Pembuatan bunga tayar yang boleh ditukar ganti dan tayar celup	15.1	11.3	8.4	8.5	8.1
22191	Pembuatan produk lain daripada getah asli atau sintetik, tidak divulkan, divulkan atau dikeraskan	5.2	0.2	6.0	3.1	3.4
&						
22193	Pengilangan semula getah dan prosesan susu getah					
22192	Pembuatan sarung tangan getah	15.5	7.5	1.2	6.6	10.8
22199	Pembuatan produk getah lain yang t.t.t.l.	-13.5	-12.9	-13.4	-15.6	-11.6
222	Pembuatan produk plastik	0.1	0.9	1.2	0.3	-1.2
22201	Pembuatan produk plastik separa siap					
&						
22202	Pembuatan produk plastik siap	-5.6	-2.5	-2.5	-2.0	-5.2
22203	Pembuatan artikel plastik untuk pembungkusan	9.5	8.4	11.1	7.6	6.9
22204	Pembuatan barangan plastik jurubina	-6.0	-4.6	0.7	-2.6	-4.3
22205	Pembuatan pinggan mangkuk, peralatan dapur dan barangan tandas daripada plastik	10.6	5.0	6.2	4.3	4.9
22209	Pembuatan pelbagai produk plastik t.t.t.l.	-1.0	-0.5	-1.5	-2.3	-2.7
231 (23101 & 23102 & 23109)	Pembuatan kaca dan produk kaca	31.2	26.2	29.0	25.5	18.3

2022									Group Description/Period
Mac	Apr.	Mei	Jun	Jul.	Ogo.	Sep.	Okt.	Nov.	
9.5	9.7	10.6	11.9	10.3	9.0	3.1	3.4	3.3	Manufacture of products of wood, cork, straw and plaiting materials
10.9	11.2	11.8	12.3	10.5	10.9	1.2	0.9	3.4	Manufacture of veneer sheets and plywood
29.0	32.6	20.6	22.4	24.6	21.7	11.5	9.6	2.3	Manufacture of particle board and fibreboard
2.1	0.3	4.6	7.5	6.3	4.3	3.9	6.8	5.2	Manufacture of builders' carpentry
1.3	1.8	6.9	8.1	4.0	-0.3	1.6	2.1	1.4	Other industry
1.3	1.2	3.0	4.4	6.1	5.8	3.5	3.3	2.7	Manufacture of paper and paper products
14.3	15.2	15.8	20.3	16.0	17.2	9.6	6.2	0.2	Manufacture of pulp, paper and paperboard
-5.7	-0.6	-0.1	0.3	9.0	7.5	6.8	6.1	8.0	Manufacture of corrugated paper and paperboard and of containers of paper and paperboard
-10.5	-11.6	-11.4	-11.3	-11.1	-11.0	-8.4	-7.5	-9.6	Manufacture of envelopes and letter-card
17.8	3.5	9.4	5.4	7.0	7.2	4.6	4.3	1.6	Manufacture of household and personal hygiene paper
-12.2	-13.0	-9.6	-4.6	-15.9	-14.3	-16.5	-13.2	-12.3	Manufacture of gummed or adhesive paper in strips or rolls and labels and wall paper
9.7	10.6	9.7	14.5	17.0	14.6	13.8	13.8	12.1	Other industry
1.0	0.5	0.6	4.7	6.0	5.8	9.1	9.3	8.6	Printing, service activities related to printing and reproduction of recorded media
1.9	1.5	1.1	5.1	6.2	6.1	10.2	10.5	8.9	Printing
-3.3	-4.7	-1.8	2.5	4.7	4.0	3.5	3.0	7.0	Service activities related to printing
									Reproduction of recorded media
2.7	2.5	3.1	0.2	2.5	3.9	0.2	0.3	0.4	Manufacture of refined petroleum products
5.6	6.1	8.6	2.0	3.7	2.3	1.7	5.6	7.2	Manufacture of basic chemicals, fertilizer and nitrogen compounds, plastics and synthetic rubber in primary forms
33.2	32.3	31.0	30.8	32.3	35.8	34.6	35.6	22.0	Manufacture of liquefied or compressed inorganic industrial or medical gases
									Manufacture of basic organic chemicals
8.5	7.2	14.2	2.8	4.9	5.4	1.9	8.5	9.2	Manufacture of inorganic compounds
-9.0	-10.9	-9.3	-16.0	-12.8	-18.5	-8.1	-5.7	1.3	Manufacture of fertilizers
-0.3	3.2	0.2	-1.2	-1.8	-5.6	-5.8	-5.1	-0.1	Manufacture of associated nitrogen products
9.7	10.8	11.4	14.0	24.0	16.7	16.8	17.1	20.0	Manufacture of plastics in primary forms
									Other industry
-2.9	-0.7	-2.1	-0.2	5.9	6.3	1.3	-0.04	-1.2	Manufacture of other chemical products and man-made fibres
13.2	19.4	4.8	3.4	2.3	-0.3	6.3	13.1	9.1	Manufacture of pesticides and other agrochemical products
10.4	6.8	0.1	6.0	3.3	7.6	3.2	5.3	4.7	Manufacture of paints, varnishes and similar coatings ink and
-25.8	-19.9	-13.5	-13.8	-12.8	-10.8	-11.7	-10.2	-13.6	Manufacture of printing ink
									Manufacture of soap and detergents, cleaning and polishing preparations
-10.1	-8.9	-13.4	-9.6	-3.6	1.8	-6.8	-4.1	-2.7	Manufacture of perfumes and toilet preparations
									Manufacture of photographic plates, films, sensitized paper and other sensitized unexposed materials
4.9	5.7	11.2	10.4	24.9	18.3	11.9	1.1	-1.3	Manufacture of writing and drawing ink
									Manufacture of other chemical products n.e.c.
3.8	7.6	5.8	8.2	11.9	9.4	9.8	8.0	2.2	Other industry
8.2	8.3	8.5	9.1	9.9	10.0	11.0	11.7	12.3	Manufacture of pharmaceuticals, medicinal chemical and botanical products
7.2	7.5	8.3	7.4	11.3	10.1	11.5	12.3	11.2	Manufacture of medicinal active substances to be used for their pharmacological properties in the manufacture of medicaments
12.4	11.5	9.5	16.3	5.1	9.7	9.1	9.2	16.6	Other industry
2.2	3.9	2.5	-4.5	-2.8	-2.3	-1.1	-1.5	4.8	Manufacture of rubber products
1.1	0.3	3.2	6.5	6.6	16.5	14.1	12.8	17.8	Manufacture of rubber tyres for vehicles
7.5	8.4	11.6	25.2	24.8	24.1	18.3	18.1	19.8	Manufacture of interchangeable tyre treads and retreading rubber tyres
									Manufacture of other products of natural or synthetic rubber, unvulcanized, vulcanized or hardened
3.5	5.9	4.0	8.9	9.3	11.4	11.6	10.8	15.6	Rubber remilling and latex processing
9.5	10.3	1.5	-12.2	-10.2	-12.3	-9.6	-9.7	0.1	Manufacture of rubber gloves
-14.5	-10.6	2.4	5.8	5.8	10.0	5.3	4.6	1.0	Manufacture of other rubber products n.e.c.
0.1	0.5	1.0	5.2	9.3	9.2	8.7	7.7	6.7	Manufacture of plastics products
									Manufacture of semi-manufactures of plastic products
-2.2	-2.1	-0.6	1.9	7.9	6.4	5.3	6.6	5.8	Manufacture of finished plastic products
8.6	9.1	10.4	12.6	19.3	19.8	19.2	25.6	25.8	Manufacture of plastic articles for the packing of goods
-3.9	-2.6	-1.2	3.4	14.1	17.6	13.9	14.2	9.6	Manufacture of builders' plastics ware
4.6	5.3	2.6	8.5	13.2	6.6	6.0	2.6	2.0	Manufacture of plastic tableware, kitchenware and toilet articles
-3.8	-3.1	-3.5	3.1	3.6	5.6	6.3	-1.3	-3.4	Manufacture of diverse plastic products n.e.c.
17.8	14.6	17.2	15.5	21.4	28.7	20.4	15.9	18.6	Manufacture of glass and glass products

Kod Kumpulan Group code	Keterangan Kumpulan/Tempoh	2020	2021	2021				2022		
				Q1	Q2	Q3	Q4	Q1	Q2	Q3
239	Pembuatan pengeluaran galian bukan logam f.t.t.l.	-1.0	-0.3	-3.6	4.0	-1.3	-0.2	0.9	3.1	6.2
23911	Pembuatan mortar refraktori dan konkrit &	-5.0	-11.4	-16.4	-4.4	-8.3	-15.6	-21.8	-16.9	-14.3
23921	Pembuatan seramik bukan refraktori									
23930	Pembuatan produk porselin dan seramik lain	-1.8	-0.6	6.5	3.6	-6.3	-5.4	5.0	11.4	10.9
23941	Pembuatan simen hidrolik	1.6	-5.2	-11.4	-4.7	-1.7	-2.1	-3.7	-8.8	-0.1
23951	Pembuatan konkrit dan mortar siap bancuh dan bancuhan kering	-4.1	3.2	-3.3	8.7	1.5	6.6	6.6	8.1	10.9
23952	Pembuatan konkrit pratuangan, simen atau artikel batu buatan yang digunakan dalam pembinaan;									
23953	& Pembuatan komponen struktur pasang siap untuk bangunan atau kejuruteraan awam dari simen, batu atau konkrit buatan	3.0	2.2	5.3	6.2	-0.1	-2.0	-0.8	2.0	4.8
23959	Pembuatan artikel konkrit, simen dan plaster lain f.t.t.l.									
23990	Pembuatan produk mineral bukan logam lain f.t.t.l. Industri lain	-5.7	-4.7	-14.7	-8.4	-1.5	7.5	10.0	14.9	13.9
		2.7	8.1	3.1	26.1	0.6	4.6	9.8	9.5	16.0
241 (24101 & 24102 & 24103 & 24104 & 24109)	Pembuatan besi dan keluli asas	-7.5	-0.5	-3.2	-0.5	-3.5	5.3	7.0	11.5	8.2
242 (24201 & 24202 & 24209)	Pembuatan logam asas berharga dan logam bukan ferus lain	-6.7	4.5	-5.7	9.8	6.4	8.8	2.6	-4.9	-1.8
243	Pengacuan logam	-10.4	2.2	-0.4	11.5	-2.8	2.0	-0.2	-0.2	2.3
251 & 252	Pembuatan produk struktur logam, tangki, takungan, penjana wap, senjata dan peluru	-1.2	-1.6	1.7	1.5	-6.7	-2.8	-2.8	1.7	2.1
25113	Pembuatan pintu, tingkap dan bingkai, penutup tingkap dan pintu pagar daripada logam	-1.5	-10.6	-3.7	-3.9	-18.7	-15.0	-10.7	-5.0	-2.0
25119	Pembuatan produk struktur logam lain									
25120	Pembuatan tangki, takungan dan kontena daripada logam Industri lain	2.9	17.5	16.5	14.3	18.4	20.4	14.6	15.1	7.3
		-8.3	-2.8	-3.8	-2.8	-5.7	1.2	-10.1	-4.3	4.8
259	Pembuatan lain-lain produk yang direka daripada logam; aktiviti perkhidmatan kerja logam	4.6	4.9	6.8	5.6	1.1	6.2	4.5	5.7	4.8
25910	Tempaan, tekanan, hentakan dan bentuk gelekkan logam; serbuk metalurgi	8.2	7.4	14.4	9.0	2.0	4.7	-0.02	-0.4	-2.6
25920	Rawatan dan penyalutan logam; menggunakan mesin	20.3	13.0	26.3	24.0	2.5	2.6	0.8	2.6	3.8
25991	Pembuatan tin untuk produk makanan dan minuman, tiub dan kotak boleh dilipat	9.1	2.4	5.2	-3.8	-0.4	7.9	5.9	14.7	18.9
25992	Pembuatan kabel, plaited bands (jalur/pita berpintal) dan artikel seumpamanya daripada logam									
25993	& Pembuatan bolt, skru, nat dan produk uliran seumpamanya	-7.4	10.2	1.1	3.8	9.6	26.1	21.6	22.3	14.6
25994	Pembuatan barangan rumah daripada logam	-11.5	-8.1	-10.6	0.7	-10.8	-11.5	-18.0	-10.7	2.8
25999	Pembuatan produk lain yang direka daripada logam f.t.t.l. Industri lain	7.5	2.5	3.4	6.1	-0.02	0.8	2.8	5.6	7.1
		3.6	-13.3	-4.1	-11.2	-17.8	-19.3	-19.6	-29.6	-35.4
261	Pembuatan komponen dan papan elektronik	-1.0	5.8	-0.2	11.7	5.0	7.7	4.6	2.7	4.3
26101	Pembuatan diod, transistor dan alatan semikonduktor yang seumpamanya									
26102	Pembuatan litar elektronik bersepadu dengan pemasangan mikro	-4.2	6.5	-8.2	14.6	12.3	10.8	4.5	1.5	1.4
26103	Pembuatan kapasitor dan perintang elektrik									
26104	& Pembuatan papan litar bercetak	5.1	7.0	19.5	9.2	-5.1	5.4	5.9	5.3	10.7
26105	Pembuatan komponen paparan									
26109	Pembuatan komponen lain untuk aplikasi elektronik	8.5	-10.7	5.6	-10.1	-19.7	-17.0	-3.0	4.1	5.5
262 (26201 & 26202)	Pembuatan komputer dan kelengkapan peranti	5.9	9.8	5.1	8.5	13.8	12.1	3.0	10.1	5.5
263/ 26300	Pembuatan peralatan komunikasi	-13.8	-5.8	-29.5	-1.8	-1.1	17.9	27.4	14.5	17.3
264/ 26400	Pembuatan peralatan elektronik pengguna	3.3	-4.3	-4.8	-5.6	-7.9	1.0	17.2	20.3	24.7
265	Pembuatan kelengkapan mengukur, menguji, memandu arah dan kawalan; jam tangan dan jam	-1.1	5.7	-3.5	2.5	9.6	14.5	27.4	45.4	53.7
26511	Pembuatan kelengkapan mengukur, menguji, memandu arah dan kawalan	0.03	6.8	-2.4	3.4	11.3	15.5	28.4	49.5	57.7
26512	Pembuatan kelengkapan kawalan proses perindustrian									
26520	Pembuatan jam tangan dan jam dan bahagiannya	-10.3	-4.6	-13.4	-5.3	-4.5	5.4	17.4	7.0	14.2
266/ 26600	Pembuatan peralatan penyinaran, perubatan elektro dan elektroterapeutik	-4.6	15.4	0.4	19.0	17.7	26.3	10.0	-0.3	-0.6

2021		2022		2021									Group Description/Period
(Jan. - Nov.)	(Jan. - Nov.)	Jan.	Feb.	Mar.	Apr.	Mei	Jun	Jul.	Ogo.	Sep.			
-0.5	3.5	-3.0	-5.2	-2.5	9.2	5.9	-2.8	-2.3	-1.3	-0.3		Manufacture of non-metallic mineral products	
												Manufacture of refractory mortars and concretes	
-10.8	-16.1	-14.7	-21.4	-13.1	0.5	-5.0	-8.4	-6.6	-7.8	-10.5		Manufacture of non-refractory ceramic	
-0.5	8.4	20.8	-1.9	1.6	0.8	8.1	1.8	-7.9	-3.3	-7.6		Manufacture of other porcelain and ceramic products	
-4.7	-3.8	-9.2	-11.0	-13.9	10.0	-7.4	-14.3	-4.4	-5.2	4.9		Manufacture of hydraulic cement	
2.5	8.4	-1.8	-5.4	-2.9	14.9	6.2	5.6	2.5	0.8	1.1		Manufacture of ready-mix and dry-mix concrete and mortars	
												Manufacture of precast concrete, cement or artificial stone articles for use in construction	
2.6	1.9	4.1	3.3	8.7	9.3	10.6	-1.1	-0.4	-0.2	0.2		Manufacture of prefabricated structural components for building or civil engineering of cement, concrete or artificial stone	
												Manufacture of other articles of concrete, cement and plaster n.e.c.	
-6.5	12.4	-15.9	-13.4	-14.8	-12.3	2.0	-13.7	-6.4	1.2	0.9		Manufacture of other non-metallic mineral products n.e.c.	
8.3	12.1	3.5	3.5	2.4	49.2	21.4	9.6	-2.9	-0.8	5.7		Other industry	
-1.3	7.7	-5.7	-6.9	3.7	8.1	-3.8	-5.2	-6.8	-6.3	2.5		Manufacture of basic iron and steel	
4.4	-1.8	-3.2	-4.9	-8.7	8.3	14.3	7.0	5.7	4.1	9.6		Manufacture of basic precious and other non-ferrous metals	
2.4	0.3	-8.3	-3.0	11.8	16.3	10.3	7.9	-5.4	-3.5	0.3		Casting of metals	
-1.5	0.5	2.3	-0.9	3.8	10.9	2.3	-7.7	-6.9	-9.4	-3.6		Manufacture of structural metal products, tanks, reservoirs , steam generators , weapons and ammunition	
												Manufacture of metal doors, windows and their frames, shutters and gates	
-10.2	-5.1	-1.2	-7.8	-2.1	11.2	-1.8	-18.7	-19.4	-20.8	-15.9		Manufacture of other structural metal products	
												Manufacture of tanks, reservoirs and containers of metal	
17.4	10.1	13.7	16.8	18.8	16.0	14.8	12.1	19.4	14.4	21.5		Other industry	
-3.1	-1.8	-4.4	-5.7	-1.2	-0.6	-6.6	-0.9	-6.1	-8.5	-2.4			
4.8	4.0	8.5	5.5	6.3	8.7	6.0	2.3	-2.5	-1.2	6.8		Manufacture of other fabricated metal products; metal working service activities	
												Forging, pressing, stamping and roll-forming of metal; powder metallurgy	
7.7	-1.6	20.7	11.1	11.7	15.4	8.3	4.0	2.0	2.1	2.0		Treatment and coating of metals; machining	
14.3	1.8	26.0	27.4	25.5	31.6	24.3	17.1	1.7	1.7	4.1		Manufacture of tins and cans for food products, collapsible tubes and boxes	
1.9	13.4	10.2	9.3	-3.9	0.9	-7.3	-4.9	-6.7	-2.9	8.4		Manufacture of metal cable, plaited bands and similar articles	
8.8	15.3	-1.5	1.1	3.6	5.3	3.9	2.2	-2.3	0.3	31.0		Manufacture of bolts, screws, nuts and similar threaded products	
-8.1	-7.8	-16.5	-12.8	-1.3	5.3	5.4	-8.5	-7.9	-10.8	-13.7		Manufacture of metal household articles	
2.6	5.3	3.7	2.0	4.6	14.0	5.3	-0.4	-1.9	0.8	1.1		Manufacture of any other fabricated metal products n.e.c.	
-12.8	-29.0	5.9	-13.5	-4.9	-25.2	-0.5	-3.1	-14.9	-18.2	-20.3		Other industry	
5.4	3.7	-3.5	2.1	0.7	12.1	11.2	11.9	6.6	6.1	2.4		Manufacture of electronic components and boards	
												Manufacture of diodes, transistors and similar semiconductor devices	
5.8	2.1	-11.7	-7.3	-5.6	8.1	14.4	21.5	13.9	15.4	7.7		Manufacture of electronic integrated circuits micro assemblies	
												Manufacture of electrical capacitors and resistors	
6.9	7.2	15.1	26.2	17.1	23.1	8.2	-1.9	-2.9	-7.5	-4.8		Manufacture of printed circuit boards	
												Manufacture of display components	
-10.1	1.9	11.3	3.5	2.1	1.0	-9.7	-20.2	-20.3	-20.6	-18.3		Manufacture of other components for electronic applications	
10.1	5.5	6.9	7.0	1.5	4.8	8.2	12.7	3.6	7.3	31.8		Manufacture of computers and peripheral equipment	
-8.6	18.8	-25.8	-34.6	-27.9	-10.6	3.2	4.9	-4.8	0.6	0.9		Manufacture of communication equipment	
-4.6	18.8	5.8	-12.3	-8.2	-2.8	-3.8	-10.1	-14.9	-6.7	-2.5		Manufacture of consumer electronics	
4.4	44.5	-5.8	-7.7	3.5	4.9	2.9	-0.3	5.0	10.9	13.0		Manufacture of measuring, testing, navigating and control equipment; watches and clocks	
												Manufacture of measuring, testing, navigating and control equipment	
5.6	47.8	-4.2	-7.1	4.8	5.1	4.3	0.8	6.4	12.8	14.8		Manufacture of industrial process control equipment	
-6.1	12.4	-20.0	-12.2	-7.3	3.4	-8.3	-9.6	-6.0	-4.8	-2.7		Manufacture of watches and clocks and parts	
15.0	2.1	-8.8	-4.7	15.0	17.0	19.1	20.7	20.4	17.5	15.1		Manufacture of irradiation, electromedical and electrotherapeutic equipment	

Kod Kumpulan Group code	Keterangan Kumpulan/Tempoh	Okt.	Nov.	Dis.	Jan.	Feb.
239	Pembuatan pengeluaran galian bukan logam f.t.t.l.	0.0	-1.7	1.1	0.6	1.0
23911	Pembuatan mortar refraktori dan konkrit &	-7.1	-21.8	-18.0	-26.6	-19.9
23921	Pembuatan seramik bukan refraktori					
23930	Pembuatan produk porselin dan seramik lain	-1.7	-12.6	-1.4	-6.4	16.5
23941	Pembuatan simen hidrolik	4.3	1.4	-10.3	3.2	-4.3
23951	Pembuatan konkrit dan mortar siap bancuh dan banchuan kering	3.7	5.1	10.9	6.4	6.5
23952	Pembuatan konkrit pratuangan, simen atau artikel batu buatan yang digunakan dalam pembinaan;					
23953	& Pembuatan komponen struktur pasang siap untuk bangunan atau kejuruteraan awam dari simen, batu atau konkrit buatan	-2.0	-2.0	-2.1	1.1	-2.2
23959	Pembuatan artikel konkrit, simen dan plaster lain f.t.t.l.					
23990	Pembuatan produk mineral bukan logam lain f.t.t.l. Industri lain	1.7	5.3	14.9	8.7	9.4
		3.7	3.9	6.1	8.5	10.4
241 (24101 & 24102 & 24103 & 24104 & 24109)	Pembuatan besi dan keluli asas	2.9	5.2	7.6	5.9	6.6
242 (24201 & 24202 & 24209)	Pembuatan logam asas berharga dan logam bukan ferus lain	11.2	10.6	5.2	6.9	6.9
243	Pengacuan logam	1.9	3.6	0.6	1.1	1.9
251 & 252	Pembuatan produk struktur logam, tangki, takungan, penjana wap, senjata dan peluru	-1.2	-4.3	-2.8	-0.7	-3.3
25113	Pembuatan pintu, tingkap dan bingkai, penutup tingkap dan pintu pagar daripada logam	-14.7	-16.4	-14.0	-10.0	-10.6
25119	Pembuatan produk struktur logam lain					
25120	Pembuatan tangki, takungan dan kontena daripada logam Industri lain	25.3	17.8	18.6	20.6	12.3
		2.8	0.8	0.1	-7.8	-10.6
259	Pembuatan lain-lain produk yang direka daripada logam; aktiviti perkhidmatan kerja logam	6.5	6.4	5.6	4.0	3.2
25910	Tempaan, tekanan, hentakan dan bentuk gelean logam; serbuk metalurgi	5.2	5.1	3.8	-3.6	2.1
25920	Rawatan dan penyalutan logam; menggunakan mesin	4.4	1.2	2.3	0.6	1.1
25991	Pembuatan tin untuk produk makanan dan minuman, tiub dan kotak boleh dilipat	11.5	5.3	7.5	2.3	0.1
25992	Pembuatan kabel, plaited bands (jalur/pita berpintal) dan artikel seumpamanya daripada logam	24.0	30.5	24.2	25.3	19.3
25993	& Pembuatan bolt, skru, nat dan produk uliran seumpamanya					
25994	Pembuatan barangan rumah daripada logam	-11.0	-15.5	-7.9	-13.4	-22.7
25999	Pembuatan produk lain yang direka daripada logam f.t.t.l. Industri lain	1.0	0.1	1.2	2.7	1.1
		-20.3	-18.8	-18.8	-17.6	-22.3
261	Pembuatan komponen dan papan elektronik	4.8	7.8	10.3	6.0	3.2
26101	Pembuatan diod, transistor dan alatan semikonduktor &					
26102	Pembuatan litar elektronik bersepadu dengan pemasangan mikro	7.7	10.7	13.6	7.3	3.0
26103	Pembuatan kapasitor dan perintang elektrik &					
26104	Pembuatan papan litar bercetak	2.4	6.1	7.5	5.3	4.9
26105	& Pembuatan komponen paparan					
26109	Pembuatan komponen lain untuk aplikasi elektronik	-16.8	-17.2	-17.0	-7.0	-7.4
262 (26201 & 26202)	Pembuatan komputer dan kelengkapan peranti	20.6	9.7	7.0	2.0	1.6
263/ 26300	Pembuatan peralatan komunikasi	1.6	20.1	34.2	23.3	35.2
264/ 26400	Pembuatan peralatan elektronik pengguna	1.5	3.1	-1.5	8.6	27.3
265	Pembuatan kelengkapan mengukur, menguji, memandu arah dan kawalan; jam tangan dan jam	8.5	16.9	17.7	17.4	27.3
26511	Pembuatan kelengkapan mengukur, menguji, memandu arah dan kawalan &	9.7	18.0	18.4	16.3	28.8
26512	Pembuatan kelengkapan kawalan proses perindustrian					
26520	Pembuatan jam tangan dan jam dan bahagiannya	-2.2	6.9	10.8	28.8	13.5
266/ 26600	Pembuatan peralatan penyinaran, perubatan elektro dan elektroterapeutik	28.7	30.0	19.6	18.2	12.0

2022									Group Description/Period
Mac	Apr.	Mei	Jun	Jul.	Ogo.	Sep.	Okt.	Nov.	
1.1	1.2	0.9	7.5	7.4	5.7	5.4	5.5	3.0	Manufacture of non-metallic mineral products
-18.7	-21.9	-15.2	-13.2	-11.8	-15.1	-15.9	-15.0	-1.0	Manufacture of refractory mortars and concretes
6.5	10.3	9.1	15.0	13.3	10.7	9.0	6.1	5.4	Manufacture of non-refractory ceramic
-9.9	-12.7	-9.0	-4.5	2.0	-3.4	1.2	-1.7	-1.0	Manufacture of other porcelain and ceramic products
6.9	11.3	4.5	8.5	9.3	12.8	10.8	12.6	3.2	Manufacture of hydraulic cement
									Manufacture of ready-mix and dry-mix concrete and mortars
									Manufacture of precast concrete, cement or artificial stone articles for use in construction
-1.2	-1.7	-1.7	10.0	6.8	3.7	3.8	4.1	-0.04	Manufacture of prefabricated structural components for building or civil engineering of cement, concrete or artificial stone
12.1	13.6	14.1	16.8	15.8	13.8	12.3	12.4	8.1	Manufacture of other articles of concrete, cement and plaster n.e.c.
10.6	8.6	6.9	13.4	17.5	15.8	14.8	14.6	13.1	Manufacture of other non-metallic mineral products n.e.c.
									Other industry
8.5	10.2	11.9	12.4	11.9	9.8	3.4	3.5	2.0	Manufacture of basic iron and steel
-5.7	-4.3	-5.8	-4.6	-2.4	0.7	-3.7	-4.4	-2.5	Manufacture of basic precious and other non-ferrous metals
-3.3	-0.3	-1.1	1.0	5.8	1.6	-0.3	-1.4	-1.2	Casting of metals
-4.4	-1.4	0.4	6.4	2.5	3.2	0.8	0.3	2.4	Manufacture of structural metal products, tanks, reservoirs, steam generators, weapons and ammunition
-11.6	-8.6	-6.6	0.9	-1.8	-3.6	-0.6	-1.6	1.2	Manufacture of metal doors, windows and their frames, shutters and gates
11.2	14.3	15.2	15.8	7.6	11.2	3.3	2.1	1.6	Manufacture of other structural metal products
-11.9	-9.0	-6.5	3.2	5.7	9.3	-0.5	3.3	10.7	Manufacture of tanks, reservoirs and containers of metal
6.3	4.6	5.7	6.9	7.4	7.5	-0.1	0.04	-0.05	Manufacture of other fabricated metal products; metal working service activities
1.7	0.5	1.3	-3.0	-2.9	-1.1	-3.8	-4.4	-4.8	Forging, pressing, stamping and roll-forming of metal; powder metallurgy
0.7	1.3	0.8	5.6	5.3	3.8	2.2	-0.4	-1.1	Treatment and coating of metals; machining
16.8	12.2	14.5	17.4	19.0	19.3	18.5	15.4	14.2	Manufacture of tins and cans for food products, collapsible tubes and boxes
20.4	17.4	24.3	25.2	28.5	25.5	-4.2	-0.1	0.6	Manufacture of metal cable, plaited bands and similar articles
-17.6	-18.0	-13.8	1.3	3.2	3.0	2.3	-0.2	-0.9	Manufacture of bolts, screws, nuts and similar threaded products
4.8	3.6	5.8	7.6	7.2	7.5	6.5	6.0	5.8	Manufacture of metal household articles
-19.3	-16.5	-36.9	-35.6	-38.2	-34.2	-33.7	-33.9	-34.1	Manufacture of any other fabricated metal products n.e.c.
4.7	4.0	3.2	1.0	3.1	3.5	6.2	3.7	1.6	Manufacture of electronic components and boards
3.3	3.6	2.6	-1.6	1.6	-0.3	2.8	2.0	-0.9	Manufacture of diodes, transistors and similar semiconductor devices
7.6	4.8	4.7	6.6	6.0	11.9	14.4	7.6	7.2	Manufacture of electronic integrated circuits micro assemblies
5.7	4.8	2.1	5.6	6.5	8.1	2.2	1.8	1.4	Manufacture of electrical capacitors and resistors
5.5	8.7	11.3	10.4	9.3	6.6	1.4	-0.4	6.5	Manufacture of computers and peripheral equipment
24.5	16.7	16.3	10.3	19.1	19.1	13.8	13.2	18.7	Manufacture of communication equipment
17.8	18.6	16.9	25.4	28.7	30.4	16.1	9.9	12.3	Manufacture of consumer electronics
37.7	31.7	41.6	63.7	53.3	53.9	53.7	55.2	53.8	Manufacture of measuring, testing, navigating and control equipment; watches and clocks
40.5	34.5	45.2	70.0	57.5	57.8	57.7	59.1	58.5	Manufacture of measuring, testing, navigating and control equipment
10.3	5.2	8.2	7.7	13.1	15.6	14.0	15.2	6.4	Manufacture of industrial process control equipment
1.8	1.3	2.1	-4.0	-2.2	-0.2	0.6	0.5	-2.0	Manufacture of irradiation, electromedical and electrotherapeutic equipment

Kod Kumpulan Group code	Keterangan Kumpulan/Tempoh	2020	2021	2021				2022		
				Q1	Q2	Q3	Q4	Q1	Q2	Q3
267 (26701 & 26702) & 268 (26800)	Pembuatan peralatan optikal, kelengkapan fotografi, media magnetik dan optikal	-3.6	0.4	2.6	-1.8	-2.9	3.4	16.3	36.3	34.0
271	Pembuatan motor elektrik, penjana, transformer dan perkakasan pengagihan dan pengawalan elektrik	0.4	-1.2	-0.3	-5.5	-0.9	1.5	-3.0	-1.7	-2.5
27101	Pembuatan motor elektrik, penjana dan transformer	-5.8	3.0	-16.8	6.6	11.2	13.6	12.5	8.2	3.1
27102	Pembuatan perkakasan pengagihan dan pengawalan	3.8	-3.3	8.8	-11.4	-6.9	-4.1	-9.6	-7.5	-5.8
272/ 27200	Pembuatan bateri dan akumulator	4.6	3.5	-3.9	1.2	9.7	6.2	21.1	8.4	1.3
273	Pembuatan pendawaian dan peranti pendawaian	-0.1	13.5	7.1	19.7	13.2	14.9	12.1	14.5	17.3
27310	Pembuatan kabel gantian optikal	-2.8	-1.0	-30.1	-20.7	0.7	45.0	55.3	39.6	29.3
27320	Pembuatan wayar dan kabel elektronik dan elektrik lain	0.4	15.1	10.7	24.3	14.3	12.4	9.6	13.2	17.4
27330	Pembuatan alatan pendawaian pembawa dan bukan pembawa arus untuk litar elektrik (tanpa mengira jenis bahan)	-5.4	7.4	-3.4	6.5	12.5	14.3	18.6	6.8	-3.5
274/ 27400	Pembuatan kelengkapan pencahayaan elektrik	5.4	43.9	21.5	33.5	60.4	60.7	33.6	6.3	6.0
275/ 27500	Pembuatan perkakasan domestik	11.1	-17.2	6.4	-8.3	-28.8	-35.9	-31.7	-20.4	-18.0
279/ 27900	Pembuatan kelengkapan elektrik lain	2.1	5.7	2.0	4.3	3.3	12.8	26.9	26.0	35.4
281 & 282	Pembuatan jentera kegunaan umum dan kegunaan khas	-1.2	3.0	4.4	5.8	0.2	1.8	1.2	3.0	4.9
28120 & 28130	Pembuatan alat-alat kuasa bendalir	-11.2	-0.1	7.8	0.2	-0.4	-6.6	-4.3	1.9	6.6
28180 & 28220	Pembuatan alatan tangan yang menggunakan kuasa dilengkapkan dengan motor elektrik atau bukan motor elektrik atau pneumatik	5.3	15.3	26.3	21.2	5.4	10.9	-2.8	3.1	3.8
28192	Pembuatan mesin penyaman udara, termasuk untuk kenderaan bermotor	10.2	-1.9	1.0	-6.2	-1.3	-1.1	3.5	2.8	7.9
28290	Pembuatan lain-lain mesin bertujuan khas t.t.t.l. Industri lain	-19.8	1.0	-12.7	17.2	0.5	4.3	2.6	-6.1	-8.8
28290	Industri lain	1.2	0.6	2.2	2.3	-1.7	-0.5	2.9	6.0	8.1
291 (29101 & 29102)	Pembuatan kenderaan bermotor	-12.2	2.6	-10.8	11.2	-1.1	13.6	11.0	11.2	11.7
292/ 29200	Pembuatan kerangka (coachwork) untuk kenderaan bermotor; pembuatan treler dan semi treler	-14.0	8.6	-10.1	13.6	15.5	18.8	16.5	22.1	25.4
293/ 29300	Pembuatan alat ganti dan aksesori untuk kenderaan bermotor	-6.7	-2.6	-6.0	5.1	-3.8	-5.0	-6.0	-2.6	2.3
301 (30110 & 30120)	Pembinaan kapal dan bot	-7.6	-4.7	0.5	1.0	-11.8	-8.7	-7.1	-2.2	2.5
302, 303, 304 & 309	Pembuatan lokomotif keretapi, rolling stock, kapal angkasa dan udara, jentera berkaitan, kenderaan tempur ketenteraan, dan kelengkapan pengangkutan t.t.t.l.	-14.5	1.0	-12.3	10.5	4.0	5.5	3.5	6.8	10.4
30910	Pembuatan motosikal	-13.5	10.7	-4.5	19.1	13.3	18.4	11.7	13.8	15.3
30920	Pembuatan basikal dan invalid carriages	0.1	-4.2	5.6	8.4	-11.1	-17.8	-18.6	-13.4	-4.7
	Industri lain	-22.9	-14.3	-33.3	-5.1	-4.7	-4.4	0.3	3.6	8.6
310	Pembuatan perabot	1.2	2.4	3.4	4.6	-3.3	5.2	6.6	8.7	6.1
31001	Pembuatan perabot kayu dan rotan	3.9	3.9	5.8	4.4	-1.7	7.0	11.0	13.0	10.3
	Industri lain	-6.1	-2.0	-3.5	5.4	-8.3	-0.8	-7.0	-4.6	-7.8
321 (32110 & 32120)	Pembuatan barang kemas, bijouterie dan artikel berkaitan	4.0	3.3	8.6	8.0	-5.9	3.0	2.3	4.1	8.3
322, 325 & 329	Pembuatan instrumen muzik, peralatan dan bekalan perubatan dan pergigian dan pembuatan lain t.t.t.l.	4.1	7.9	10.2	8.7	7.5	5.5	1.2	1.6	3.8
32901	Pembuatan alat tulis	-10.8	-0.1	-11.1	-1.8	6.2	8.8	4.5	4.8	2.7
	Industri lain	9.4	10.3	17.4	11.9	7.8	4.7	0.3	0.7	4.1
323/ 32300	Pembuatan barangan sukan	1.1	7.0	11.3	13.6	0.5	3.6	-1.6	1.6	1.6
324/ 32400	Pembuatan permainan dan mainan	4.3	-0.4	-27.3	-22.0	9.6	40.1	59.6	49.3	20.9
331 & 332	Pembaikan pemasangan produk logam, jentera, kelengkapan dan pemasangan jentera perindustrian dan kelengkapan	-7.2	1.6	-3.9	4.4	1.7	4.7	3.7	7.1	4.6
33150	Pembaikan dan penyelenggaraan kelengkapan pengangkutan kecuali motosikal dan basikal	-6.9	-6.2	-7.6	-10.9	-2.7	-3.1	-3.1	3.9	-1.8
	Industri lain	-7.3	3.9	-2.8	9.4	3.0	6.9	5.6	7.9	6.3
Jumlah Pembuatan		-1.1	3.0	-0.6	6.0	2.3	4.7	4.1	5.2	6.7

2021		2022		2021							Group Description/Period
(Jan. - Nov.)	(Jan. - Nov.)	Jan.	Feb.	Mar.	Apr.	Mei	Jun	Jul.	Ogo.	Sep.	
-0.3	27.2	4.4	-0.9	4.3	11.1	-7.2	-7.3	-4.5	-0.9	-3.2	Manufacture of optical instruments, photographic equipment, magnetic and optical media
-1.3	-3.7	1.2	-1.5	-0.7	-7.9	-5.7	-3.0	-3.2	-1.4	1.9	Manufacture of electric motors, generators, transformers and electricity distribution and control apparatus
2.0	6.0	-16.3	-22.6	-10.6	7.7	3.1	9.2	8.8	11.8	13.0	Manufacture of electric motors, generators and transformers
-2.9	-8.9	11.3	10.5	4.3	-15.3	-9.9	-9.2	-9.3	-8.0	-3.6	Manufacture of electricity distribution and control apparatus
3.4	9.3	6.1	-12.0	-5.9	-3.7	1.3	5.4	3.8	14.8	10.6	Manufacture of batteries and accumulators
13.4	14.3	10.3	7.5	3.3	27.9	18.0	14.7	11.4	10.9	17.1	Manufacture of wiring and wiring devices
-6.1	28.8	-34.1	-30.0	-25.9	-21.7	-21.5	-19.2	-19.3	-15.1	37.3	Manufacture of fibre optic cables
15.4	13.6	14.7	11.0	6.2	33.7	22.5	18.1	14.3	12.9	15.6	Manufacture of other electronic and electric wires and cables
6.8	4.6	-3.6	-0.7	-5.8	5.1	1.7	12.1	9.5	17.4	10.8	Manufacture of current-carrying and non current-carrying wiring devices for electrical circuits regardless of material
42.2	12.9	20.4	21.4	22.7	24.3	17.8	60.3	57.9	60.1	63.4	Manufacture of electric lighting equipment
-15.4	-23.9	3.9	3.4	12.5	-6.4	0.6	-17.4	-21.6	-27.5	-37.3	Manufacture of domestic appliances
3.6	31.4	7.6	1.8	-3.3	5.9	5.5	1.3	-1.2	1.9	9.2	Manufacture of other electrical equipment
3.2	3.0	3.9	4.0	5.2	10.0	7.6	0.03	-1.9	1.7	0.8	Manufacture of general-purpose and special-purpose machinery
0.7	2.3	36.3	-4.1	-0.8	6.7	-1.5	-4.4	-1.9	1.8	-1.2	Manufacture of fluid power equipment
16.3	0.9	28.4	31.4	18.9	23.7	23.9	16.1	5.1	5.4	5.6	Manufacture of other pumps, compressors, taps and valves
-1.7	5.6	0.7	0.2	2.2	-0.8	0.7	-16.1	-7.6	4.8	-0.9	Manufacture of power-driven hand tools with self-contained electric or non-electric motor or pneumatic drives
0.2	-4.7	-17.5	-20.9	6.0	14.9	18.7	18.4	0.1	0.6	0.8	Manufacture of metal-forming machinery and machine tools
0.7	5.5	-1.1	6.1	1.8	7.5	2.7	-2.9	-3.3	-1.0	-0.6	Manufacture of air-conditioning machines, including for motor vehicles
1.8	9.5	-10.7	-8.5	-13.4	15.1	19.6	0.2	2.0	-4.5	-0.5	Manufacture of other special-purpose machinery
7.8	21.3	-14.9	-14.3	-0.8	17.6	16.7	6.7	11.9	14.6	19.9	Other industry
-2.3	-2.1	-6.9	-7.4	-3.7	7.4	7.3	0.5	-6.3	-4.1	-1.2	Manufacture of motor vehicles
-4.6	-1.7	-11.6	-6.6	21.6	11.6	-1.0	-6.8	-12.0	-12.9	-10.3	Manufacture of bodies (coachwork) for motor vehicles; manufacture of trailers and semi-trailers
0.9	6.3	-13.1	-13.8	-10.1	13.8	13.9	3.9	2.5	3.3	6.0	Manufacture of parts and accessories for motor vehicles
10.3	11.5	-6.8	-7.8	1.0	19.2	21.9	16.1	16.1	10.5	13.3	Building of ships and boats
-2.0	-10.4	11.1	0.05	6.3	36.1	8.5	-13.1	-21.1	-3.4	-8.8	Manufacture of railway locomotives, rolling stock, air and spacecraft, related machinery, military fighting vehicles and transport equipment n.e.c
-15.2	4.9	-33.8	-30.8	-35.3	-7.7	1.2	-8.5	-8.0	-6.8	1.0	Manufacture of motorcycles
2.1	5.8	3.2	3.4	3.6	13.4	5.5	-3.9	-8.2	-7.1	5.2	Manufacture of bicycles and invalid carriages
3.5	9.9	6.2	6.7	4.6	11.6	6.0	-3.5	-7.2	-6.5	8.4	Other industry
-2.0	-7.3	-5.2	-5.6	0.8	19.2	4.0	-5.2	-11.3	-8.9	-4.6	Manufacture of furniture
2.7	4.4	10.7	9.5	5.6	16.0	8.8	-0.2	-6.4	-10.0	-1.4	Manufacture of wooden and cane furniture
8.2	1.8	8.2	9.6	12.7	15.0	6.0	5.6	6.2	6.7	9.6	Other industry
-0.7	2.2	-15.7	-15.0	-1.2	6.2	-7.5	-3.3	3.1	5.9	9.8	Manufacture of musical instruments, medical and dental instruments and supplies and other manufacturing n.e.c.
10.8	1.7	16.9	18.4	17.0	17.6	10.4	8.1	7.1	7.0	9.5	Manufacture of stationery
7.3	1.3	9.5	7.7	17.3	19.9	19.4	2.7	-3.8	-0.2	5.2	Other industry
-3.8	31.9	-25.5	-26.7	-29.6	-35.5	-14.2	-13.8	1.2	16.6	10.6	Manufacture of sports goods
1.4	4.5	-6.2	-5.5	0.2	5.0	7.1	1.1	0.4	1.1	3.7	Manufacture of games and toys
-6.3	1.1	-9.0	-8.4	-5.5	-23.0	-1.8	-3.3	-3.2	-3.5	-1.3	Repair of fabricated metal products, machinery and equipment and installation of industrial machinery and equipment
3.7	5.4	-5.4	-4.6	1.9	16.3	9.7	2.3	1.4	2.4	5.1	Repair and maintenance of transport equipment except motorcycles and bicycles
2.8	5.2	-1.4	-1.3	0.8	8.2	6.4	3.5	1.5	1.7	3.6	Other industry
											Total Manufacturing

Kod Kumpulan Group code	Keterangan Kumpulan/Tempoh	Okt.	Nov.	Dis.	Jan.	Feb.
267 (26701 & 26702) & 268 (26800)	Pembuatan peralatan optikal, kelengkapan fotografi, media magnetik dan optikal	-0.4	2.4	7.8	2.7	3.8
271	Pembuatan motor elektrik, penjana, transformer dan perkakasan pengagihan dan pengawalan elektrik	1.9	3.4	-0.6	-2.5	-3.3
27101	Pembuatan motor elektrik, penjana dan transformer	13.4	12.9	14.5	13.1	12.8
27102	Pembuatan perkakasan pengagihan dan pengawalan	-3.7	-1.1	-7.0	-9.2	-9.7
272/ 27200	Pembuatan bateri dan akumulator	10.6	3.7	4.3	6.8	32.1
273	Pembuatan pendawaian dan peranti pendawaian	15.5	14.2	14.9	10.9	8.3
27310	Pembuatan kabel gantian optikal	37.0	48.5	49.1	60.5	50.3
27320	Pembuatan wayar dan kabel elektronik dan elektrik lain	13.8	11.3	12.2	8.2	5.7
27330	Pembuatan alatan pendawaian pembawa dan bukan pembawa arus untuk litar elektrik (tanpa mengira jenis bahan)	14.1	14.8	14.0	19.1	17.6
274/ 27400	Pembuatan kelengkapan pencahayaan elektrik	61.2	59.0	61.8	43.2	38.6
275/ 27500	Pembuatan perkakasan domestik	-36.0	-36.3	-35.5	-30.5	-31.6
279/ 27900	Pembuatan kelengkapan elektrik lain	4.5	6.6	27.1	21.6	23.4
281 & 282	Pembuatan jentera kegunaan umum dan kegunaan khas	1.1	3.2	1.2	2.0	1.1
28120	Pembuatan alat-alat kuasa bendalir					
&						
28130	Pembuatan pam, pemampat, kepala paip dan injap lain	-5.9	-7.9	-6.2	-1.4	-6.4
28180	Pembuatan alatan tangan yang menggunakan kuasa dilengkapkan dengan motor elektrik atau bukan motor elektrik atau pneumatik	9.6	16.6	7.2	-7.7	0.2
&						
28220	Pembuatan jentera pembentukan logam dan alatan mesin					
28192	Pembuatan mesin penyaman udara, termasuk untuk kenderaan bermotor	-3.5	4.9	-4.3	-2.1	3.5
28290	Pembuatan lain-lain mesin bertujuan khas t.t.t.l. Industri lain	1.2	2.0	9.0	5.7	7.6
		0.2	-1.2	-0.5	8.1	0.05
291 (29101 & 29102)	Pembuatan kenderaan bermotor	14.6	16.6	10.3	11.0	10.5
292/ 29200	Pembuatan kerangka (coachwork) untuk kenderaan bermotor; pembuatan treler dan semi treler	20.7	18.4	17.3	13.5	17.6
293/ 29300	Pembuatan alat ganti dan aksesori untuk kenderaan bermotor	-3.4	-5.1	-6.4	-6.1	-6.2
301 (30110 & 30120)	Pembinaan kapal dan bot	-8.0	-11.8	-6.2	-6.7	-7.6
302, 303, 304 & 309	Pembuatan lokomotif keretapi, rolling stock, kapal angkasa dan udara, jentera berkaitan, kenderaan tempur ketenteraan, dan kelengkapan pengangkutan t.t.t.l.	7.5	6.4	2.7	2.5	3.8
30910	Pembuatan motosikal	17.8	21.3	16.0	11.2	11.8
30920	Pembuatan basikal dan invalid carriages	-6.1	-20.3	-26.1	-19.7	-17.4
	Industri lain	-4.4	-4.9	-4.1	-0.8	0.7
310	Pembuatan perabot	4.4	5.7	5.4	6.7	5.2
31001	Pembuatan perabot kayu dan rotan	6.2	7.0	7.8	10.7	9.1
	Industri lain	-1.5	1.4	-2.3	-5.9	-7.0
321 (32110 & 32120)	Pembuatan barang kemas, bijouterie dan artikel berkaitan	-1.0	0.2	8.9	5.0	1.0
322, 325 & 329	Pembuatan instrumen muzik, peralatan dan bekalan perubatan dan pergigian dan pembuatan lain t.t.t.l.	5.4	5.6	5.5	2.6	0.3
32901	Pembuatan alat tulis	9.7	9.0	7.6	4.8	5.6
	Industri lain	4.3	4.8	4.9	2.0	-1.0
323/ 32300	Pembuatan barangan sukan	5.8	1.2	3.8	-0.6	-2.7
324/ 32400	Pembuatan permainan dan mainan	44.2	46.5	32.1	60.4	61.7
331 & 332	Pembaikan pemasangan produk logam, jentera, kelengkapan dan pemasangan jentera perindustrian dan kelengkapan	3.7	6.5	3.9	3.6	3.3
33150	Pembaikan dan penyelenggaraan kelengkapan pengangkutan kecuali motosikal dan basikal	-2.2	-1.6	-5.4	-6.2	-2.5
	Industri lain	5.3	8.9	6.6	6.5	4.9
Jumlah Pembuatan		4.4	4.8	4.9	4.1	3.9

2022									Group Description/Period
Mac	Apr.	Mei	Jun	Jul.	Ogo.	Sep.	Okt.	Nov.	
41.8	33.1	34.5	41.3	43.9	32.9	25.7	23.6	19.6	Manufacture of optical instruments, photographic equipment, magnetic and optical media
-3.4	0.6	-2.2	-3.1	-0.6	-1.3	-5.4	-7.9	-10.2	Manufacture of electric motors, generators, transformers and electricity distribution and control apparatus
11.5	10.1	10.5	4.4	4.7	3.4	1.2	1.6	-2.6	Manufacture of electric motors, generators and transformers
-9.9	-5.2	-9.4	-7.6	-3.8	-4.1	-9.3	-13.3	-14.4	Manufacture of electricity distribution and control apparatus
27.5	19.1	7.9	0.3	2.0	-1.3	3.5	5.1	11.4	Manufacture of batteries and accumulators
17.6	13.2	15.1	15.0	18.4	19.8	14.0	14.5	10.8	Manufacture of wiring and wiring devices
55.3	43.1	43.3	33.2	52.5	49.7	2.3	2.4	-3.4	Manufacture of fibre optic cables
15.4	11.2	13.6	14.8	17.3	18.9	15.9	16.4	13.2	Manufacture of other electronic and electric wires and cables
19.2	22.3	8.2	-5.8	-5.0	-3.0	-2.4	-2.5	-7.1	Manufacture of current-carrying and non current-carrying wiring devices for electrical circuits regardless of material
18.2	8.1	8.8	2.8	2.9	7.7	7.3	5.8	9.9	Manufacture of electric lighting equipment
-32.9	-25.6	-20.6	-15.6	-18.2	-17.6	-18.2	-22.1	-22.8	Manufacture of domestic appliances
36.5	22.4	23.5	32.3	33.5	28.9	43.1	38.6	39.8	Manufacture of other electrical equipment
0.3	2.8	2.9	3.2	5.1	5.2	4.6	4.7	1.4	Manufacture of general-purpose and special-purpose machinery
									Manufacture of fluid power equipment
-5.1	-1.0	3.4	3.6	7.0	6.5	6.4	9.8	4.4	Manufacture of other pumps, compressors, taps and valves
									Manufacture of power-driven hand tools with self-contained electric or non-electric motor or pneumatic drives
-0.7	1.5	4.3	3.5	3.8	7.8	0.2	4.1	-5.1	Manufacture of metal-forming machinery and machine tools
9.1	7.6	0.6	0.5	10.3	5.4	8.3	8.2	10.4	Manufacture of air-conditioning machines, including for motor vehicles
-6.3	-5.6	-6.7	-6.1	-8.7	-8.7	-8.9	-8.5	-8.3	Manufacture of other special-purpose machinery
0.5	5.2	6.0	6.8	7.4	7.7	9.2	6.5	3.8	Other industry
11.5	9.7	9.8	14.2	13.3	16.0	6.1	4.3	-0.3	Manufacture of motor vehicles
18.1	19.9	20.1	26.6	27.1	24.6	24.6	19.8	21.3	Manufacture of bodies (coachwork) for motor vehicles; manufacture of trailers and semi-trailers
-5.6	-6.2	-2.6	1.3	4.2	3.4	-0.5	-0.9	-1.2	Manufacture of parts and accessories for motor vehicles
-7.0	-3.8	-1.6	-1.1	0.8	3.1	3.7	3.3	1.8	Building of ships and boats
4.2	3.2	5.6	12.2	11.9	11.4	8.1	6.4	1.6	Manufacture of railway locomotives, rolling stock, air and spacecraft, related machinery, military fighting vehicles and transport equipment n.e.c
12.0	10.3	14.7	16.5	14.5	19.7	12.0	9.5	-3.4	Manufacture of motorcycles
-18.6	-19.9	-16.8	-1.4	6.8	-12.0	-6.9	-8.1	9.9	Manufacture of bicycles and invalid carriages
1.0	1.7	-0.6	10.2	8.6	8.6	8.5	8.3	9.8	Other industry
7.9	8.5	7.9	9.6	9.8	9.3	0.2	0.3	0.1	Manufacture of furniture
13.3	13.4	12.6	13.1	14.2	14.5	3.5	3.4	3.6	Manufacture of wooden and cane furniture
-8.1	-6.0	-6.2	-1.4	-4.4	-7.3	-11.4	-10.4	-11.8	Other industry
0.8	1.9	2.4	8.2	9.0	14.2	2.3	2.2	3.4	Manufacture of jewellery, bijouterie and related articles
0.6	0.8	1.2	2.8	2.5	5.1	3.9	1.0	-0.7	Manufacture of musical instruments, medical and dental instruments and supplies and other manufacturing n.e.c.
3.2	4.8	1.3	8.6	5.8	5.5	-3.0	-4.7	-6.5	Manufacture of stationery
-0.1	-0.3	1.2	1.3	1.6	5.0	5.8	2.5	0.9	Other industry
-1.6	-0.8	1.3	4.3	7.5	4.5	-6.3	2.5	7.8	Manufacture of sports goods
56.7	57.6	60.2	34.2	31.2	15.2	18.2	5.6	6.5	Manufacture of games and toys
4.2	5.4	6.4	9.6	5.7	4.6	3.3	2.0	1.9	Repair of fabricated metal products, machinery and equipment and installation of industrial machinery and equipment
-0.7	4.8	2.2	4.6	-4.8	-0.4	-0.1	3.2	12.7	Repair and maintenance of transport equipment except motorcycles and bicycles
5.5	5.6	7.6	10.9	8.6	6.0	4.3	1.8	-0.9	Other industry
4.4	4.5	5.0	6.2	7.1	7.5	5.4	4.8	4.7	Total Manufacturing

Jadual Table 1.6c : Gaji dan Upah yang Dibayar Sektor Pembuatan Mengikut Kumpulan: Perubahan Peratusan Bulanan/Suku Tahunan
Salaries and Wages Paid of Manufacturing Sector by Group: Monthly/Quarterly Percentage Change

Kod Kumpulan Group code	Keterangan Kumpulan/Tempoh	2021				2022				2021					
		Q1	Q2	Q3	Q4	Q1	Q2	Q3	Jan.	Feb.	Mac	Apr.	Mei	Jun	Jul.
101	Pemprosesan dan pengawetan daging	0.7	0.4	-2.3	6.1	-4.3	-1.4	0.9	-0.7	-3.9	1.8	1.5	-0.4	-2.0	-1.4
102	Pemprosesan dan pengawetan ikan, krustasea dan moluska	1.1	-1.7	-2.0	-0.7	-0.8	-0.9	1.3	4.4	-5.0	1.2	-0.9	1.1	-2.1	1.1
	10201 Pengetinan ikan, krustasea dan moluska &														
	10202 Pemprosesan dan pengawetan ikan, krustasea dan moluska	0.5	-1.2	-3.8	-0.5	-1.3	-0.9	-0.1	3.2	-4.2	0.9	-0.6	1.5	-2.1	-0.6
	Industri lain	3.6	-4.1	5.8	-1.4	1.5	-0.8	6.8	9.6	-8.2	2.9	-2.0	-0.5	-2.4	8.6
103	Pemprosesan dan pengawetan buah-buahan dan sayur - sayuran	6.4	0.5	-4.8	-2.1	10.0	2.7	1.1	5.4	-1.6	1.0	0.4	-0.01	0.1	-0.5
	10303 Pengetinan nanas &														
	10304 Pembuatan jem, marmalad dan sajian jeli	1.7	-1.9	-31.1	-23.5	2.6	7.4	10.7	-2.7	0.2	-10.2	0.7	5.7	2.6	-1.4
	Industri lain	6.9	0.8	-1.8	-0.4	10.4	2.5	0.5	6.4	-1.8	2.3	0.4	-0.6	-0.2	-0.4
104	Pembuatan minyak dan lemak daripada sayuran dan haiwan	-0.6	1.4	-0.8	4.6	0.6	0.8	1.2	-5.3	-0.2	1.9	1.3	-1.0	-1.3	4.3
	10404 Pembuatan minyak sayuran mentah dan bertapis &														
	10406 Pembuatan sebatian lemak masakan	3.1	0.4	-0.1	0.03	2.8	4.4	2.5	2.7	-0.4	0.9	0.8	-1.1	-0.2	-1.3
	10405 Pembuatan minyak kelapa	3.1	-6.1	-20.1	0.4	12.5	4.0	-6.8	-0.3	-0.3	2.9	-0.8	-0.3	-20.8	-7.9
	Industri lain	-1.1	1.8	-0.1	5.1	0.1	0.4	1.4	-6.1	-0.2	1.9	1.4	-1.0	-0.5	5.2
105	Pembuatan produk tenusu	1.9	3.2	-2.3	1.2	9.2	2.8	-4.4	1.8	0.8	1.0	3.5	-0.3	-3.3	-0.7
	10502 Pembuatan susu pekat, tepung dan sejat	2.3	2.8	-1.4	1.1	9.8	2.7	-3.3	2.1	1.9	-0.04	3.4	0.1	-3.4	0.3
	Industri lain	-1.3	5.3	-7.8	1.8	5.1	3.7	-13.0	0.1	-6.5	8.5	4.6	-2.6	-2.3	-7.7
106	Pembuatan produk bijian, kanji dan produk berkanji	3.3	-2.2	0.5	p	1.8	-1.0	0.1	2.4	-2.2	0.1	-1.1	0.1	-1.4	2.2
	10611 Pengilangan beras	4.8	-2.8	3.3	1.27	0.9	-2.2	0.7	5.8	-3.2	-0.3	-0.5	-0.04	-3.0	3.2
	10613 Pengilangan tepung	0.6	-1.9	-1.6	0.2	2.1	0.9	-0.4	-2.3	-0.9	0.3	-2.0	0.2	0.2	0.9
	Industri lain	12.4	0.2	-4.7	-2.0	6.8	-4.4	-0.6	12.9	-4.1	1.7	0.8	0.02	-0.8	3.5
107	Pembuatan produk makanan lain	4.2	0.8	0.6	4.4	2.6	1.7	1.5	2.6	-0.4	1.9	0.5	-0.3	-1.9	-0.2
	10711 Pembuatan biskut dan cookies	-1.1	-1.5	7.2	8.8	2.0	3.7	2.6	-0.8	-2.7	2.5	-2.3	-0.04	0.2	3.5
	10712 Pembuatan roti, kek dan produk bakeri lain	-3.6	2.3	0.9	1.4	-8.1	4.5	4.1	-3.7	3.1	0.7	-0.2	2.8	-2.6	-0.2
	10713 Pembuatan produk snek	7.0	4.4	-2.9	2.0	6.2	5.2	2.3	6.2	-5.1	6.2	2.2	-0.03	-0.1	-4.7
	10721 Pembuatan gula	3.7	-4.4	1.7	6.2	12.4	-6.1	-4.0	7.8	-8.5	3.3	-3.7	-0.6	1.8	0.2
	10731 Pembuatan produk koko	6.3	13.9	-6.1	7.1	11.6	-2.6	-5.2	0.4	4.2	1.4	31.4	-23.0	0.5	-1.4
	10732 Pembuatan coklat dan produk coklat &														
	10733 Pembuatan konfeksi gula	6.2	0.9	-2.4	3.8	12.1	-0.2	0.3	6.3	-1.9	6.3	-1.7	0.01	-2.4	-1.9
	10793 Pembuatan sos dan bahan perasa	6.2	-2.5	6.5	10.4	-8.1	-0.7	-1.1	-0.6	0.1	-0.7	-0.5	0.1	-5.0	-2.5
	10799 Pembuatan produk makanan lain f.t.t.l.	12.8	3.7	-1.9	7.4	13.2	1.7	4.0	5.0	0.3	0.7	5.3	-0.8	-4.7	3.9
	Industri lain	8.4	-1.0	-0.5	2.8	6.9	0.7	0.02	7.6	-1.5	1.8	-1.0	-0.9	-0.6	-0.3
108/10800	Pembuatan makanan haiwan tersedia	-1.0	-0.6	1.6	4.5	-3.5	-0.7	0.5	-13.4	0.2	-0.01	-0.9	0.5	-0.3	6.0
110	Pembuatan minuman ringan	-3.0	-7.3	-1.1	12.9	-2.4	-3.2	0.1	-7.0	-0.9	-4.0	1.4	-6.6	-4.1	-1.0
	11041 Pembuatan minuman ringan	-6.3	-5.9	0.6	15.5	-4.1	-1.2	1.0	-10.3	-0.3	-8.1	2.6	-2.5	-3.5	-0.4
	11042 Pengeluaran air mineral semulajadi dan minuman lain yang dibotolkan	7.9	-5.2	-4.0	6.0	4.6	-7.1	-2.7	6.7	-1.9	5.1	-0.2	-9.8	-3.4	-2.1
	Industri lain	-5.6	-23.8	-5.8	12.9	-9.7	-8.9	1.1	-15.0	-3.2	1.4	-3.1	-27.2	-12.9	-2.7
120/12000	Pembuatan produk tembakau	-0.1	-15.7	-1.5	21.1	0.3	-14.9	0.5	-16.7	7.1	-4.4	-14.0	0.3	-4.2	-0.1
131	Pemintalan, penenunan dan penyiapan tekstil	-2.0	-1.7	-2.7	10.4	0.9	-1.2	1.8	-3.6	-0.7	-2.3	-0.5	3.0	-4.1	0.3
	13110 Penyediaan dan pemintalan gentian tekstil &														
	13120 Penenunan tekstil	-1.3	-0.9	-4.6	8.7	2.6	-2.2	2.4	-0.9	-1.0	-3.3	-0.2	5.5	-4.6	0.9
	13132 Pewarnaan, pelunturan, percetakan dan penyiapan akhir benang dan fabrik	-3.5	-3.0	2.0	14.4	-2.8	0.9	1.1	-9.8	0.4	-0.1	-0.9	-2.5	-1.6	-0.3
	Industri lain	-1.1	-6.9	-3.8	7.0	4.0	-1.2	-6.6	2.3	-2.4	0.6	-1.6	2.1	-18.8	-11.9
139	Pembuatan tekstil lain	-1.2	-0.5	1.6	2.2	-6.4	-1.1	2.7	-0.6	-1.8	1.9	-1.3	2.3	-3.8	1.0
	13910 Pembuatan fabrik dikait dan dikrusye	-8.8	3.7	4.1	4.7	-15.1	-7.0	0.6	-8.4	0.1	0.1	-1.8	9.2	-1.7	0.0
	Industri lain	2.9	-2.4	0.4	0.9	-1.6	1.7	3.5	3.6	-2.8	2.7	-1.0	-1.0	-4.9	1.5
141	Pembuatan pakaian, kecuali pakaian berbulu	-4.7	-7.6	-0.9	12.2	1.0	-5.9	0.6	-5.5	-7.6	0.01	-0.02	0.5	-16.1	11.6
	14102 Pembuatan pakaian	-6.1	-7.3	3.6	10.0	-3.1	-6.3	1.5	-7.4	-9.3	0.1	0.01	3.5	-18.8	18.3
	Industri lain	-1.4	-8.4	-10.5	17.9	10.6	-5.1	-1.2	-1.1	-3.9	-0.1	-0.1	-5.8	-9.8	-2.4
142 & 143	Pembuatan artikel daripada kulit bulu dan pakaian yang dikait dan dikrusye	-3.7	-3.6	-13.0	7.3	7.0	2.9	-6.6	-0.1	-9.8	0.4	2.1	0.3	-7.9	1.1
151 (15110 & 15120)	Penyamakan dan pembersihan kulit, pembuatan begasi, beg tangan, pelana dan abah-abah pembersihan dan pewarnaan bulu	-2.0	-3.4	-4.3	11.3	-3.3	-3.8	2.0	-5.8	-0.2	-0.03	-1.1	-0.1	-6.7	-8.0
152	Pembuatan kasut	2.3	-6.7	-4.5	15.0	3.3	-3.4	-2.6	4.8	-4.6	-0.4	-0.02	-3.6	-7.7	-5.4
	15201 Pembuatan kasut kulit &														
	15203 Pembuatan kasut getah	1.4	-7.2	-4.3	17.9	2.2	-2.8	-2.0	6.0	-6.3	-1.2	0.4	-3.8	-7.0	-6.8
	Industri lain	4.6	-5.3	-4.9	7.9	6.4	-4.9	-4.1	1.8	-0.1	1.4	-1.1	-3.2	-9.3	-2.1
161/16100	Pengilangan dan pengetaman kayu	-7.5	-6.2	4.5	4.8	-4.1	-5.3	-2.3	-8.7	2.0	-5.4	-0.1	-3.0	-3.9	6.3

2022															Group Description/Period	
Ogo.	Sep.	Okt.	Nov.	Dis.	Jan.	Feb.	Mac	Apr.	Mei	Jun	Jul.	Ogo.	Sep.	Okt.		Nov.
0.3	1.2	-0.9	9.1	0.4	-0.5	-9.0	-2.2	2.3	2.5	-1.9	-0.3	1.7	1.4	0.7	9.3	Processing and preserving of meat
-3.3	0.6	-0.1	-0.9	2.4	1.1	-4.5	-0.3	0.6	0.6	-0.4	1.4	-0.5	0.6	3.7	0.3	Processing and preserving of fish, crustaceans and molluscs
																<i>Canning of fish, crustaceans and molluscs</i>
-4.5	2.2	-0.5	-1.0	2.1	0.6	-3.8	-1.4	1.1	0.0	0.8	-0.3	-1.2	1.1	4.8	1.7	<i>Processing, curing and preserving of fish, crustacean and molluscs</i>
1.8	-6.0	1.5	-0.7	3.3	3.1	-7.1	4.2	-1.4	3.0	-4.8	8.3	2.1	-1.4	-0.6	-5.3	<i>Other industry</i>
-6.9	0.8	-1.0	0.1	2.3	8.1	-0.3	1.2	0.4	2.5	-0.1	0.6	-0.5	0.1	0.5	0.7	Processing and preserving of fruits and vegetable
																<i>Pineapple canning</i>
-49.0	0.7	0.1	-3.2	7.7	-5.8	11.4	-7.3	-0.8	11.9	5.7	3.3	0.5	-1.8	0.05	1.7	<i>Manufacture of jams, marmalades and table jellies</i>
-2.1	0.8	-1.1	0.4	2.0	8.9	-0.9	1.7	0.5	2.0	-0.5	0.5	-0.6	0.2	0.5	0.7	<i>Other industry</i>
-10.2	10.2	-0.2	-1.9	9.6	-4.6	-0.1	-0.1	-0.3	1.0	1.6	1.8	-4.2	2.8	1.1	-1.3	Manufacture of vegetable and animal oils and fats
																<i>Manufacture of crude and refined vegetable oil</i>
3.0	-0.8	0.1	-0.9	0.2	2.7	0.1	0.5	1.3	2.2	3.5	1.8	-2.5	-1.8	-1.6	1.3	<i>Manufacture of compound cooking fats</i>
0.3	5.5	-3.5	0.4	-0.1	11.1	1.7	0.1	2.4	0.9	1.0	-8.1	1.4	-1.1	-3.5	-0.1	<i>Manufacture of coconut oil</i>
-11.6	11.4	-0.1	-2.0	10.7	-5.6	-0.2	-0.1	-0.5	0.9	1.5	2.1	-4.5	3.3	1.5	-1.6	<i>Other industry</i>
1.6	-0.9	-0.5	-1.9	9.3	3.0	1.3	-0.7	4.4	0.9	-6.4	-0.8	1.3	-1.6	-3.7	3.0	Manufacture of dairy products
1.4	-1.2	-0.6	-2.0	10.3	2.5	2.6	-1.8	4.5	1.6	-7.1	0.6	1.5	-1.4	-5.0	3.5	<i>Manufacture of condensed, powdered and evaporated milk</i>
3.0	1.2	0.3	-1.6	2.3	7.2	-8.4	8.7	3.8	-3.8	-0.2	-10.9	-0.1	-2.6	7.1	-0.7	<i>Other industry</i>
-2.5	2.8	-0.5	-1.5	3.3	2.7	-4.0	0.9	2.2	-3.4	-0.2	2.4	1.3	-5.2	0.1	0.8	Manufacture of grain mill products, starches and starch products
0.4	5.8	-0.8	-2.6	0.0	5.3	-4.9	-0.1	1.0	-2.5	0.7	0.5	1.6	-1.1	-0.5	-0.6	<i>Rice milling</i>
-4.0	0.0	-0.4	-0.3	7.1	-0.9	-3.2	2.3	3.5	-4.2	-0.5	3.9	1.6	-10.4	0.1	2.6	<i>Flour milling</i>
-11.2	-0.1	2.0	-0.8	2.0	8.5	-3.2	-1.5	1.9	-4.0	-5.1	6.2	-3.3	1.5	4.1	0.3	<i>Other industry</i>
0.7	5.0	0.0	1.3	-0.1	1.7	-1.4	4.4	-2.1	1.0	2.2	-1.6	0.7	2.5	-0.3	1.9	Manufacture of other food products
2.8	4.7	2.7	3.6	-1.7	3.5	-4.0	3.8	0.3	1.9	3.1	-2.3	3.0	1.1	-1.3	2.5	<i>Manufacture of biscuits and cookies</i>
1.1	3.4	0.3	1.2	-6.9	-3.9	-0.7	1.2	1.3	4.0	-0.2	-1.3	1.1	10.4	-3.8	1.3	<i>Manufacture of bread, cakes and other bakery products</i>
2.1	1.7	-0.8	-2.3	7.9	6.7	-9.8	6.6	0.5	2.0	7.5	-3.7	0.5	0.8	-0.9	1.2	<i>Manufacture of snack products</i>
-1.6	5.0	-2.8	8.2	2.4	1.8	4.4	8.6	-13.5	3.2	-2.2	-4.8	1.1	1.5	4.0	-11.6	<i>Manufacture of sugar</i>
2.8	7.4	0.0	-1.0	5.9	10.2	-7.1	8.4	8.9	-19.9	0.8	-0.4	2.9	1.7	1.0	1.4	<i>Manufacture of cocoa products</i>
																<i>Manufacture of chocolate and chocolate products</i>
-0.2	3.9	0.8	1.0	-0.4	6.6	0.4	14.3	-10.0	0.9	3.0	-1.1	0.3	-3.3	1.5	1.3	<i>Manufacture of sugar confectionery</i>
8.3	20.9	-5.7	2.2	-1.3	-8.8	-0.9	4.7	-6.0	1.7	4.8	-4.6	0.4	-1.0	1.1	0.2	<i>Manufacture of sauces and condiments</i>
-4.4	2.3	2.0	4.8	6.1	5.8	1.0	2.0	-0.8	-0.6	3.7	0.2	0.1	4.7	2.6	5.6	<i>Manufacture of other food products n.e.c.</i>
-0.8	3.1	0.5	-0.5	2.7	4.8	-1.1	3.7	-2.3	0.5	1.7	-1.1	0.02	-0.5	0.6	2.6	<i>Other industry</i>
-6.4	0.2	0.3	0.1	18.9	-13.6	-0.2	-0.2	-1.3	1.2	0.1	0.6	-0.2	-1.2	-0.1	0.2	Manufacture of prepared animal feeds
3.3	8.9	-0.3	5.6	6.5	-7.2	1.1	-4.7	2.6	-3.8	-1.0	-1.1	1.6	6.6	-0.04	5.2	Manufacture of beverages
1.0	11.0	0.0	6.7	8.5	-10.4	1.9	-5.6	4.3	-2.2	-1.8	-1.6	2.9	8.2	-0.2	7.2	<i>Manufacture of soft drinks</i>
4.1	3.8	-0.5	3.7	0.3	4.3	-1.4	-0.6	-1.3	-7.3	-0.7	0.5	-2.3	4.0	0.1	0.3	<i>Production of natural mineral waters and other bottled waters</i>
25.6	7.4	-2.4	0.9	7.3	-11.8	2.4	-12.0	1.1	-6.9	6.7	-2.1	2.4	-0.8	1.3	-0.4	<i>Other industry</i>
-3.4	11.1	4.4	0.4	27.3	-16.4	6.7	-5.0	-13.9	0.0	0.2	-0.01	-3.7	8.7	4.7	2.2	Manufacture of tobacco products
-2.7	2.0	4.2	5.4	5.2	-3.4	-0.3	-1.3	-2.0	2.8	-0.2	-0.4	0.4	3.3	0.3	0.8	Spinning, weaving and finishing of textiles
																<i>Preparation and spinning of textile fibres</i>
-8.3	4.7	4.1	5.2	2.4	-0.7	0.8	-1.4	-3.1	2.7	-0.5	-0.4	0.4	6.1	-0.2	1.1	<i>Weaving of textiles</i>
8.1	-3.1	5.2	6.3	11.6	-9.5	-2.5	-1.1	0.2	2.9	1.0	-0.2	0.8	-2.5	1.5	-0.2	<i>Dyeing, bleaching, printing and finishing of yarns and fabrics</i>
38.2	-0.9	-2.8	0.5	0.9	4.9	-2.3	-0.1	0.3	3.4	-8.3	-1.9	-1.5	2.5	0.9	2.5	<i>Other industry</i>
3.9	-0.2	0.9	-0.2	1.0	-4.5	-3.1	-1.6	0.1	2.1	-1.2	2.4	-0.01	1.2	0.8	2.6	Manufacture of other textiles
4.2	-1.4	3.9	-0.4	1.8	-13.7	0.4	-8.8	-2.5	3.1	-2.1	0.9	0.1	0.3	3.3	6.1	<i>Manufacture of knitted and crocheted fabrics</i>
3.7	0.4	-0.7	-0.1	0.6	0.6	-4.8	2.0	1.2	1.6	-0.9	3.1	-0.03	1.5	-0.2	1.2	<i>Other industry</i>
0.0	0.1	-0.3	12.6	11.0	-4.7	-6.8	-0.1	-1.2	-0.1	-7.2	4.9	-0.2	3.2	-0.6	9.2	Manufacture of wearing apparel, except fur
-0.1	-0.1	-0.9	9.7	12.5	-7.6	-8.4	0.1	-1.5	1.1	-7.8	6.2	-1.0	4.0	-0.6	9.8	<i>Manufacture of clothings</i>
0.5	0.3	1.0	19.8	7.7	2.0	-3.3	-0.3	-0.4	-2.3	-5.9	2.3	1.3	1.6	-0.7	7.8	<i>Other industry</i>
-15.5	4.1	-2.3	16.1	6.8	7.4	-15.1	3.9	1.6	7.0	-0.4	-0.8	-11.5	-0.1	-1.1	0.8	Manufacture of articles of fur, knitted and crocheted apparel
																<i>Tanning and dressing of leather; manufacture of luggage, handbags, saddlery and harness; dressing and dyeing of fur</i>
9.8	6.8	2.9	1.3	-1.0	-0.5	-3.3	-0.9	-1.6	0.4	-2.2	-4.2	9.4	4.4	-0.2	1.1	
9.8	4.0	6.7	1.4	3.1	1.7	-0.9	-0.7	-0.1	-1.9	-3.7	-4.6	5.4	5.0	0.2	0.1	Manufacture of footwear
																<i>Manufacture of leather footwear</i>
12.5	2.4	9.5	1.0	4.2	0.8	-1.6	-1.8	0.4	-0.5	-3.4	-4.8	5.5	5.2	-0.1	-0.8	<i>Manufacture of rubber footwear</i>
3.5	7.8	0.0	2.2	0.2	4.3	0.8	2.0	-1.3	-5.5	-4.4	-4.0	5.2	4.3	0.8	2.4	<i>Other industry</i>
-0.4	6.6	-0.1	-0.6	3.3	-5.3	1.5	-5.1	-0.9	-2.4	0.3	-2.0	-0.7	2.2	-0.4	-1.1	Sawmilling and planning of wood

Kod Kumpulan Group code	Keterangan Kumpulan/Tempoh	2021				2022				2021					
		Q1	Q2	Q3	Q4	Q1	Q2	Q3	Jan.	Feb.	Mac	Apr.	Mei	Jun	Jul.
162	Pembuatan produk daripada kayu, gabus, jerami dan bahan jalinan lain	3.3	-2.2	5.4	6.5	0.4	-1.8	2.2	3.8	-3.1	0.9	-0.8	0.1	-3.1	4.0
16211	Pembuatan kepingan venier dan papan lapis	-1.1	-3.2	11.3	9.3	-4.8	-3.5	6.8	-0.7	-1.6	0.4	-3.1	1.3	-2.1	6.1
16212	Pembuatan papan partikel dan papan gentian	3.1	3.0	2.2	12.5	8.4	0.3	-2.6	2.6	-3.6	2.4	-1.8	8.2	-2.6	-2.2
16221	Pertukangan kayu untuk jurubina	12.2	-0.7	-1.2	-0.9	6.4	-0.2	-0.4	11.5	-0.5	0.2	3.8	-3.8	-5.6	5.0
	Industri lain	5.4	-5.0	0.5	2.7	2.8	-0.5	-3.1	8.5	-9.8	2.4	0.2	-3.5	-3.0	2.1
170	Pembuatan kertas dan produk kertas	7.6	-0.6	-1.4	4.6	1.2	-1.5	0.7	0.2	0.2	2.6	-0.8	-2.5	0.0	-2.5
17010	Pembuatan pulpa, kertas dan kertas tebal	-2.1	0.9	4.2	11.8	-1.0	1.5	1.6	-0.5	0.8	1.1	-3.2	3.9	1.4	1.1
17020	Pembuatan kertas gelugur dan kertas tebal dan bekas daripada kertas dan kertas tebal	7.7	2.6	-4.4	3.5	-1.7	2.6	3.1	-0.2	-1.1	6.5	-1.5	-0.1	0.9	-8.8
17091	Pembuatan sampul surat dan kad surat	3.8	3.6	0.9	-1.5	-8.8	-2.2	2.3	-0.8	5.8	-0.8	-0.5	4.2	-0.4	0.8
17092	Pembuatan kertas kegunaan rumah dan pembersih peribadi	1.4	1.4	-3.1	2.2	12.4	-4.9	-2.8	2.6	-0.3	-0.5	10.2	-13.3	4.6	-1.3
17093	Pembuatan kertas bergam atau pelekat yang berjalur atau bergulung dan label dan kertas dinding	-3.3	-13.9	5.3	3.7	-6.1	-11.4	-2.2	-2.7	-1.8	0.3	-9.2	-5.2	-4.1	9.3
	Industri lain	18.6	1.4	-3.4	5.9	9.9	-0.8	-0.3	3.4	7.0	-0.3	0.2	1.9	-6.1	-1.0
181 & 182	Percetakan, aktiviti perkhidmatan berkaitan percetakan dan penerbitan semula media rakaman	5.8	-1.9	-7.7	6.2	5.3	-1.3	-3.2	-0.3	-4.4	2.3	-1.6	1.8	-4.3	-3.9
18110	Percetakan	5.2	-0.6	-8.0	6.2	4.8	0.2	-3.6	-0.6	-5.1	2.6	-0.9	2.5	-4.0	-4.2
18120	Aktiviti perkhidmatan berkaitan percetakan &	9.0	-8.4	-6.0	6.4	8.4	-9.1	-0.7	1.3	-0.9	0.5	-5.3	-2.0	-5.8	-2.1
18200	Penerbitan semula media rakaman														
192 (19201 & 19202)	Pembuatan produk petroleum bertapis	-0.03	-15.4	8.2	9.9	1.2	-15.4	8.5	-10.6	-2.9	16.6	-24.9	-0.8	10.5	-2.6
201	Pembuatan kimia asas, baja dan sebatian nitrogen, plastik dan getah sintetik dalam bentuk primer	5.2	-2.2	5.4	-2.8	4.4	-1.5	2.6	-2.2	1.5	4.0	-5.8	-4.6	11.9	-0.2
20111	Pembuatan gas perindustrian atau perubatan bukan organik dalam bentuk cecair atau mampat	14.3	1.0	2.7	2.9	24.5	-0.1	5.0	18.5	-1.8	1.8	-0.2	-2.4	6.8	-1.6
20112	Pembuatan kimia organik asas &	5.7	-2.4	9.5	-4.3	5.4	-2.4	5.8	-2.2	1.8	1.1	-4.2	-8.5	20.5	0.2
20113	Pembuatan sebatian bukan organik														
20121	Pembuatan baja &	10.5	-5.6	0.7	-9.8	4.4	-7.3	-0.7	-0.3	2.9	11.2	-14.7	-0.4	8.0	-2.0
20129	Pembuatan produk campuran nitrogen														
20131	Pembuatan plastik dalam bentuk primer	0.03	-1.6	1.9	1.3	-3.8	1.5	-3.3	-7.3	0.7	7.4	-6.8	-0.3	2.3	0.7
	Industri lain	4.9	1.7	-3.8	0.8	11.3	3.7	2.3	-4.3	5.1	0.3	0.8	-0.1	-2.3	-4.9
202 & 203	Pembuatan produk kimia lain dan serat buatan manusia	4.5	-8.2	-4.8	8.6	3.4	-7.3	0.4	-4.6	0.2	2.9	-8.2	-2.0	-1.9	-2.8
20210	Pembuatan racun perosak dan produk agrokimia lain	34.1	-3.4	-2.2	-4.8	18.1	-0.7	-8.0	33.9	-9.9	11.2	-6.1	0.4	-2.6	2.1
20221	Pembuatan cat, varnis dan penyadur dan mastik	8.6	-10.6	0.3	5.8	14.0	-13.7	0.6	15.3	-18.7	2.9	-2.6	-2.9	-3.8	6.2
20222	Pembuatan dakwat cetak	0.2	-12.6	-6.7	2.7	-5.3	-7.3	-2.1	-7.6	-1.4	12.2	-10.4	-12.3	-2.9	0.2
20231	Pembuatan sabun dan bahan pencuci, penyediaan &	2.2	-13.2	-6.1	4.8	5.5	-14.0	2.0	-12.5	7.6	0.8	-15.8	1.4	-2.7	-5.4
20232	Pembuatan pewangi dan penyediaan dandanan diri														
20291	Pembuatan plat fotografi, filem, sensitized paper dan other &														
20292	sensitized unexposed materials &	0.6	-0.9	-5.7	20.5	-4.0	-0.1	2.3	-10.4	5.0	-0.05	-0.9	-2.5	0.2	-5.9
20299	Pembuatan produk kimia lain t.t.t.l. &														
	Industri lain	2.0	2.2	-4.1	-0.3	5.6	6.1	-1.2	-0.5	-0.6	-0.5	-0.4	6.8	-3.7	-4.7
210	Pembuatan produk farmaseutikal, kimia perubatan dan botani	-1.9	8.9	1.7	3.0	-4.5	8.7	3.3	-10.1	0.2	-0.4	12.6	-4.7	0.2	1.5
21001	Pembuatan bahan aktif ubat-ubatan untuk digunakan oleh bidang farmakologi dalam pembuatan ubat-ubatan &	-2.6	8.7	-0.7	6.1	-6.1	8.9	2.3	-10.3	-0.004	-0.4	12.5	-5.3	1.3	-2.1
	Industri lain	1.2	9.8	11.3	-8.2	1.8	8.0	6.9	-9.1	0.8	-0.6	13.3	-2.3	-4.4	16.7
221	Pembuatan produk getah	-6.2	15.3	4.9	-9.9	-6.4	13.3	2.5	-6.1	-6.6	2.0	2.8	10.5	17.0	-5.8
22111	Pembuatan tayar getah untuk kenderaan	-7.9	17.7	-1.4	-5.8	-7.0	19.8	7.0	-1.0	-12.1	19.3	0.1	15.5	-2.5	-0.8
22112	Pembuatan bunga tayar yang boleh ditukar ganti dan tayar celup	5.1	7.2	-4.2	3.4	1.7	13.9	2.2	3.0	-7.6	24.3	-0.4	-1.9	-8.3	-1.8
22191	Pembuatan produk lain daripada getah asli atau sintetik, &	4.5	5.1	1.4	-6.8	4.0	8.0	5.7	-0.3	0.5	5.2	0.4	2.5	-1.7	1.4
22193	Pengilangan semula getah dan prosesan susu getah														
22192	Pembuatan sarung tangan getah	-12.9	32.4	11.2	-15.8	-12.2	19.0	1.4	-11.0	-8.5	-1.7	5.2	26.5	32.1	-9.2
22199	Pembuatan tandas daripada plastik &	1.9	-13.0	-7.7	6.0	1.1	-0.4	0.3	-1.2	-5.6	-0.7	1.2	-18.2	0.8	-1.5
	Industri lain														
222	Pembuatan produk plastik	0.3	6.3	-6.3	0.8	-0.7	8.9	0.005	-1.5	0.4	5.5	3.3	2.3	-6.7	-4.2
22201	Pembuatan produk plastik separa siap &	-4.7	7.6	-6.8	0.9	-4.3	10.7	-0.4	-5.4	4.7	1.8	5.1	4.9	-10.4	-4.9
22202	Pembuatan produk plastik siap														
22203	Pembuatan artikel plastik untuk pembungkusan barangan	2.9	14.0	-7.2	0.8	1.1	17.1	0.2	0.0	-6.6	21.6	3.5	1.3	-4.9	-4.8
22204	Pembuatan barangan plastik jurubina	5.3	1.4	-15.7	7.4	4.9	4.9	-2.6	4.1	-3.8	8.7	0.5	0.5	-10.6	-8.9
22205	Pembuatan pinggan mangkuk, peralatan dapur dan barangan tandas daripada plastik	4.9	1.5	-1.3	2.1	2.3	2.3	1.5	0.3	0.2	5.0	-1.2	1.9	-5.5	-3.7
22209	Pembuatan pelbagai produk plastik t.t.t.l.	3.1	2.1	-6.1	0.1	1.1	3.9	0.004	0.9	0.5	0.8	2.4	0.5	-4.1	-3.0
231 (23101 & 23102 & 23109)	Pembuatan kaca dan produk kaca	8.7	6.4	-1.9	13.4	1.8	2.2	4.5	2.5	0.1	1.8	2.7	4.6	-2.0	-2.6

2022

2022																Group Description/Period
Ogo.	Sep.	Okt.	Nov.	Dis.	Jan.	Feb.	Mac	Apr.	Mei	Jun	Jul.	Ogo.	Sep.	Okt.	Nov.	
1.8	6.5	0.4	0.7	2.0	0.7	-2.5	-0.3	-0.7	0.9	-1.9	2.5	0.6	0.8	0.6	0.6	Manufacture of products of wood, cork, straw and plaiting materials
2.8	11.6	-0.3	-0.1	3.7	-5.5	-1.9	-1.1	-2.8	1.9	-1.6	4.4	3.2	1.9	-0.6	2.3	Manufacture of veneer sheets and plywood
1.6	7.7	1.4	7.6	-0.2	6.3	-1.4	1.8	1.0	-1.6	-1.2	-0.4	-0.7	-1.3	-0.3	0.5	Manufacture of particle board and fibreboard
-1.3	0.2	0.8	-3.6	3.1	7.1	-1.5	-1.3	2.0	0.3	-3.0	3.8	-3.1	-0.2	3.7	-5.0	Manufacture of builders' carpentry
3.2	-1.2	1.1	3.4	-2.7	7.9	-6.7	1.3	0.8	1.3	-1.9	-1.8	-1.1	0.7	1.5	2.7	Other industry
1.1	3.8	0.9	1.1	0.2	0.0	2.1	-1.9	-0.8	-0.8	1.4	-1.0	0.8	1.6	0.7	0.4	Manufacture of paper and paper products
-1.4	5.4	7.2	4.5	-5.3	1.3	0.5	-1.5	-2.4	4.5	-2.5	-0.4	-1.4	3.9	-1.4	3.9	Manufacture of pulp, paper and paperboard
5.0	2.5	0.2	0.3	-0.3	2.0	-5.1	-0.2	3.8	0.4	1.3	-0.9	3.5	1.9	-0.5	2.1	Manufacture of corrugated paper and paperboard and of containers of paper and paperboard
-1.3	-0.6	-0.8	0.4	-0.3	-3.9	-6.9	-1.4	-1.7	4.5	-0.2	1.1	-1.2	2.4	0.1	-1.9	Manufacture of envelopes and letter-card
-2.7	5.9	-0.3	-0.6	0.0	-4.0	30.4	-6.5	-3.1	-8.4	0.8	0.3	-2.5	3.3	-0.6	-3.1	Manufacture of household and personal hygiene paper
-2.5	7.8	-0.9	0.3	0.5	-6.4	0.7	-1.7	-10.1	-1.5	1.2	-3.7	-0.6	5.0	3.0	1.3	Manufacture of gummed or adhesive paper in strips or rolls and labels and wall paper
2.0	-0.8	0.2	3.3	9.9	6.0	-5.3	-0.1	1.0	1.1	-1.9	1.2	-0.1	-1.5	0.2	1.8	Other industry
0.4	-5.8	3.0	4.4	12.4	-1.2	-4.7	2.0	-2.1	1.9	-0.4	-2.7	0.2	-2.9	3.2	3.8	Printing, service activities related to printing and reproduction of recorded media
0.0	-6.4	3.2	4.8	12.8	-2.3	-4.8	2.7	-1.2	2.1	-0.2	-3.2	-0.1	-2.8	3.4	3.2	Printing
2.4	-2.8	2.2	2.7	10.3	4.3	-4.2	-1.9	-6.7	0.9	-1.7	0.1	1.7	-3.2	1.7	6.6	Service activities related to printing
																Reproduction of recorded media
-0.6	14.3	-0.6	-4.8	15.1	-10.8	-0.7	16.9	-25.1	-0.1	7.4	-0.4	0.9	10.2	-0.5	-4.8	Manufacture of refined petroleum products
-0.4	-0.1	-3.5	-2.1	7.2	-2.4	1.7	5.2	-5.4	-2.3	5.1	1.4	-1.8	-0.7	0.3	-0.6	Manufacture of basic chemicals, fertilizer and nitrogen compounds, plastics and synthetic rubber in primary forms
2.4	-2.5	0.5	4.8	0.1	20.6	2.3	0.1	-0.9	-3.3	6.6	-0.5	5.1	-3.4	1.3	-5.7	Manufacture of liquefied or compressed inorganic industrial or medical gases
-2.0	3.1	-5.7	-3.6	8.0	0.1	0.7	2.5	-5.3	-2.6	8.5	2.2	-1.5	-0.2	0.3	-3.0	Manufacture of basic organic chemicals
2.3	-11.0	-2.8	-5.3	10.2	-9.9	10.2	10.4	-16.5	1.4	-0.1	1.8	-4.4	0.4	-0.3	1.7	Manufacture of inorganic compounds
0.2	-0.9	-0.7	0.2	7.0	-11.3	-0.2	11.4	-3.6	-3.2	0.9	0.1	-3.7	-1.1	0.1	5.5	Manufacture of fertilizers
4.1	0.1	-0.3	-2.7	4.6	5.7	4.7	0.2	1.8	0.4	0.0	3.5	-2.0	0.2	-0.04	-0.3	Manufacture of associated nitrogen products
-1.9	3.5	1.3	2.0	11.9	-4.5	-1.2	2.1	-6.2	-3.3	-0.1	3.2	-1.5	-1.4	0.03	0.8	Manufacture of other chemical products and man-made fibres
-5.8	3.9	-6.6	5.7	-6.8	21.6	-10.2	22.8	-1.0	-11.9	-3.9	1.0	-8.2	10.8	-0.6	2.0	Manufacture of pesticides and other agrochemical products
-5.6	5.1	0.3	1.0	10.1	14.8	-11.2	1.2	-5.7	-9.0	1.9	3.5	-1.7	0.8	2.3	0.4	Manufacture of paints, varnishes and similar coatings ink and
-1.0	0.3	-0.4	3.5	2.9	-7.4	-2.1	1.8	-3.3	-5.3	-3.3	1.3	1.3	-0.8	1.3	-0.4	Manufacture of printing ink
-2.3	6.8	-4.6	0.1	18.1	-10.7	9.4	-0.4	-14.6	-3.7	1.7	0.8	3.2	-2.2	-1.9	1.6	Manufacture of soap and detergents, cleaning and polishing preparations
1.0	0.8	11.6	2.8	15.1	-10.8	-3.7	-0.3	-0.1	2.5	-0.4	6.4	-4.4	-4.6	0.8	0.4	Manufacture of perfumes and toilet preparations
3.9	-4.8	0.0	3.8	-2.4	5.7	0.7	-0.3	3.2	5.0	-1.5	-1.4	1.6	-4.4	-1.6	-1.8	Manufacture of photographic plates, films, sensitized paper and other sensitized unexposed materials
3.4	-1.7	1.7	-5.6	15.9	-10.3	-2.3	0.0	12.7	-4.5	0.7	2.3	3.5	-0.8	2.3	-5.1	Manufacture of pharmaceuticals, medicinal chemical and botanical products
4.5	-1.6	3.5	-5.7	18.6	-12.5	-3.5	1.0	12.8	-4.6	0.5	1.5	3.3	-0.3	4.3	-6.6	Manufacture of medicinal active substances to be used for their pharmacological properties in the manufacture of medicaments
-0.3	-2.2	-5.1	-5.1	5.4	-0.1	2.2	-3.7	12.4	-4.1	1.6	5.5	4.0	-2.7	-5.0	1.3	Other industry
-0.9	-5.5	-3.6	-6.0	4.5	-4.9	-3.9	0.7	4.6	9.0	9.1	-4.1	-0.4	-4.3	-4.0	0.03	Manufacture of rubber products
-4.3	-1.8	-2.4	-2.9	3.5	-5.6	-12.4	18.5	-0.7	18.9	0.6	-0.7	4.6	-3.8	-3.5	1.4	Manufacture of rubber tyres for vehicles
3.8	4.8	1.9	-2.6	-3.5	3.1	-7.9	23.6	0.4	1.0	2.8	-2.1	3.2	-0.1	1.7	-1.2	Manufacture of interchangeable tyre treads and retreading rubber tyres
-0.2	1.6	-8.0	-4.1	9.8	-3.1	0.8	5.2	2.7	0.7	3.0	1.7	1.7	1.8	-8.7	-0.01	Manufacture of other products of natural or synthetic rubber, unvulcanized, vulcanized or hardened
-0.7	-10.0	-3.9	-9.2	1.5	-6.2	-5.0	-2.8	6.0	16.4	14.2	-7.1	-3.1	-7.2	-4.0	0.7	Rubber remilling and latex processing
-0.7	2.0	0.6	1.2	10.6	-3.7	-1.1	-4.0	5.8	-6.3	4.1	-1.5	3.2	-2.3	-0.1	-2.3	Manufacture of rubber gloves
2.5	0.0	0.3	-0.8	0.8	-2.4	-1.1	6.9	3.7	2.8	-2.9	-0.4	2.4	-0.4	-0.7	-1.8	Manufacture of other rubber products n.e.c.
6.5	-1.1	0.2	0.7	-3.2	-4.8	1.3	5.0	5.2	6.6	-8.1	0.7	5.1	-2.2	1.5	-0.03	Manufacture of plastics products
1.6	-1.6	0.9	-1.0	3.2	-3.1	-7.2	23.6	4.0	2.4	-3.0	0.8	2.0	-2.1	6.4	-0.9	Manufacture of semi-manufactures of plastic products
-2.6	4.5	1.2	2.7	6.3	0.7	-5.5	9.1	1.9	1.9	-6.4	0.5	0.4	1.2	1.5	-1.5	Manufacture of finished plastic products
8.3	0.9	0.6	-5.1	5.4	-1.5	0.8	4.7	-0.5	-0.7	-0.1	0.4	1.9	0.4	-2.7	-5.7	Manufacture of plastic articles for the packing of goods
-1.7	1.7	-0.2	-1.4	2.3	0.1	0.1	-0.3	3.1	0.1	2.5	-2.5	0.2	2.4	-7.4	-3.5	Manufacture of builders' plastics ware
-6.4	15.8	3.4	-1.8	9.5	-0.3	-5.6	1.4	-0.1	7.0	-3.4	2.4	-0.8	8.3	-0.5	0.5	Manufacture of plastic tableware, kitchenware and toilet articles
																Manufacture of diverse plastic products n.e.c.

Kod Kumpulan Group code	Keterangan Kumpulan/Tempoh	2021				2022				2021						
		Q1	Q2	Q3	Q4	Q1	Q2	Q3	Jan.	Feb.	Mac	Apr.	Mei	Jun	Jul.	
239	Pembuatan pengeluaran galian bukan logam f.t.f.l.	-1.0	-0.2	-3.3	4.4	0.1	2.0	-0.4	-1.8	-2.6	3.6	-0.3	1.1	-6.1	-0.3	
23911	Pembuatan mortar refraktori dan konkrit &	-6.0	-1.0	-1.5	-8.0	-12.9	5.3	1.6	-2.2	-8.9	5.4	0.6	0.0	-5.9	2.0	
23921	Pembuatan seramik bukan refraktori															
23930	Pembuatan produk porselin dan seramik lain	-1.9	-7.3	-1.8	6.0	8.9	-1.6	-2.2	5.0	-11.7	2.4	-8.8	9.0	-4.1	-5.3	
23941	Pembuatan simen hidrolik	0.05	6.0	-11.0	3.8	-1.6	0.3	-2.5	-11.0	-5.2	8.3	5.0	-0.5	-6.6	-7.2	
23951	Pembuatan konkrit dan mortar siap bancuh dan banchuan kering	2.7	0.8	-1.6	4.6	2.8	2.2	1.0	0.5	-3.6	8.1	-4.4	3.3	-2.3	-0.4	
23952	Pembuatan konkrit pratuangan, simen atau artikel batu buatan yang digunakan dalam pembinaan;															
23953	Pembuatan komponen struktur pasang siap untuk bangunan atau kejuruteraan awam dari simen, batu atau konkrit buatan	-1.3	-1.6	-2.4	3.5	-0.05	1.1	0.2	0.4	2.5	-0.1	-0.5	2.0	-9.5	3.6	
23959	Pembuatan artikel konkrit, simen dan plaster lain f.t.f.l.															
23990	Pembuatan produk mineral bukan logam lain f.t.f.l. Industri lain	-2.0	-4.5	0.001	14.9	0.3	-0.3	-0.8	-5.3	-3.0	-0.9	-7.8	9.5	-2.7	-4.3	
		0.1	8.7	-9.1	5.8	5.1	8.4	-3.7	-2.9	-4.2	9.9	16.9	-14.3	-6.5	-2.7	
241 (24101 & 24102 & 24103 & 24104 & 24109)	Pembuatan besi dan keluli asas	5.0	-8.5	-2.8	12.8	6.7	-4.7	-5.7	-0.2	-3.0	1.8	-5.5	-4.1	-2.0	-4.4	
242 (24201 & 24202 & 24209)	Pembuatan logam asas berharga dan logam bukan ferus lain	4.3	-0.6	-3.1	8.2	-1.6	-7.9	0.1	-4.8	-1.7	4.1	-4.6	5.0	-3.6	-3.3	
243	Pengacuan logam	3.1	-5.6	-1.1	5.9	1.0	-5.6	1.4	-1.4	-0.02	4.3	-6.5	-0.6	-4.4	-1.4	
251 & 252	Pembuatan produk struktur logam, tangki, takungan, penjana wap, senjata dan peluru	-0.3	-7.0	-0.3	5.2	-0.3	-2.7	0.2	-0.6	-1.5	0.4	-3.9	-0.4	-8.1	5.6	
25113	Pembuatan pintu, tingkap dan bingkai, penutup tingkap dan pintu pagar daripada logam	-5.9	-9.9	-4.1	4.6	-1.2	-4.2	-1.1	-3.1	-5.8	0.1	-3.1	-1.2	-13.1	5.4	
25119	Pembuatan produk struktur logam lain															
25120	Pembuatan tangki, takungan dan kontena daripada logam Industri lain	4.8	-1.9	10.0	6.5	-0.3	-1.4	2.5	-1.0	6.5	-0.2	-4.9	1.7	0.2	9.7	
		16.5	-6.4	-10.4	3.6	3.4	-0.3	-1.9	14.1	-0.8	3.1	-4.3	-2.3	-7.2	-4.6	
259	Pembuatan lain-lain produk yang direka daripada logam; aktiviti perkhidmatan kerja logam	2.1	-5.6	0.3	9.8	0.5	-4.4	-0.6	-0.7	-2.2	-3.1	-2.7	1.1	-2.4	-1.9	
25910	Tempaan, tekanan, hentakan dan bentuk gelekkan logam; serbuk metalurgi	3.2	-2.7	-0.9	5.2	-1.4	-3.1	-3.1	-0.4	-5.5	-1.8	0.1	1.1	-1.2	-1.2	
25920	Rawatan dan penyulutan logam; menggunakan mesin	5.1	-3.5	-8.1	10.1	3.3	-1.8	-7.1	-3.7	1.1	-3.0	-3.7	4.2	-2.6	-7.9	
25991	Pembuatan tin untuk produk makanan dan minuman, tiub dan kotak boleh dilipat	-3.8	-9.8	4.6	18.9	-5.6	-2.3	8.4	-4.1	-0.2	-12.3	0.3	-2.5	0.2	-2.4	
25992	Pembuatan kabel, plaited bands (jalur/pita berpintal) dan artikel seumpamanya daripada logam															
25993	Pembuatan bolt, skru, nat dan produk uliran seumpamanya	5.2	-8.4	10.1	18.9	1.5	-7.9	3.2	1.1	2.0	-1.0	-10.0	3.5	-1.8	-0.9	
25994	Pembuatan barangan rumah daripada logam	6.8	-3.1	-11.6	-3.3	-0.9	5.5	1.7	6.3	3.9	0.9	-0.3	-0.1	-13.4	1.6	
25999	Pembuatan produk lain yang direka daripada logam f.t.f.l. Industri lain	4.4	-4.0	-3.0	3.6	6.5	-1.4	-1.7	1.5	-1.1	-2.8	-0.04	-0.6	-3.9	-1.9	
		-13.0	-8.3	-0.7	1.9	-13.3	-19.7	-8.9	-4.3	-18.6	0.0	0.1	-0.9	-2.7	4.4	
261	Pembuatan komponen dan papan elektronik	7.2	-3.2	-4.8	9.1	4.1	-5.0	-3.4	-2.2	6.8	-7.9	-0.5	0.03	1.7	-6.3	
26101	Pembuatan diod, transistor dan alatan semikonduktor yang seumpamanya	7.7	0.2	-4.0	6.9	1.6	-2.7	-4.1	-2.0	6.2	-4.5	-1.0	0.1	6.9	-9.5	
26102	Pembuatan litar elektronik bersepadu dengan pemasangan mikro															
26103	Pembuatan kapasitor dan perintang elektrik															
26104	Pembuatan papan litar bercetak	8.1	-9.5	-6.2	14.8	8.6	-10.0	-1.3	-2.1	9.4	-14.9	0.8	-0.2	-7.8	0.9	
26105	Pembuatan komponen paparan															
26109	Pembuatan komponen lain untuk aplikasi elektronik	-6.0	-8.2	-7.9	4.4	9.9	-1.5	-6.6	-4.5	-3.6	-4.2	-1.1	-0.04	-9.9	-2.1	
262 (26201 & 26202)	Pembuatan komputer dan kelengkapan peranti	7.1	-6.7	3.5	8.5	-1.6	-0.3	-0.9	-2.7	-3.4	0.5	-6.0	-0.1	0.5	-4.2	
263/ 26300	Pembuatan peralatan komunikasi	-1.5	12.5	-6.9	14.3	6.4	1.1	-4.6	12.4	-9.4	10.3	19.5	-15.8	6.5	-8.5	
264/ 26400	Pembuatan peralatan elektronik pengguna	-9.2	-3.2	1.1	13.7	5.4	-0.7	4.9	-1.9	-19.2	5.0	1.9	0.3	-3.2	-5.9	
265	Pembuatan kelengkapan mengukur, menguji, memandu arah dan kawalan; jam tangan dan jam	-0.3	-1.9	2.9	13.7	10.9	11.9	8.8	-5.9	-5.7	3.1	-0.3	0.2	-5.3	2.4	
26511	Pembuatan kelengkapan mengukur, menguji, memandu arah dan kawalan	0.5	-2.4	3.4	13.9	11.7	13.6	9.1	-4.7	-6.6	3.6	-0.5	0.1	-5.9	2.9	
26512	Pembuatan kelengkapan kawalan proses perindustrian															
26520	Pembuatan jam tangan dan jam dan bahagiannya	-7.4	2.9	-1.1	11.8	3.1	-6.2	5.6	-16.6	4.5	-0.9	1.0	1.4	0.2	-2.3	
266/ 26600	Pembuatan peralatan penyinaran, perubatan elektro dan elektroterapeutik	20.4	15.0	-1.1	-7.8	4.9	4.2	-1.4	18.1	5.0	18.1	-1.3	0.6	7.9	-3.8	

2022																Group Description/Period
Ogo.	Sep.	Okt.	Nov.	Dis.	Jan.	Feb.	Mac	Apr.	Mei	Jun	Jul.	Ogo.	Sep.	Okt.	Nov.	
0.4	1.8	0.3	2.5	2.8	-2.2	-2.2	3.6	-0.2	0.8	0.1	-0.5	-1.1	1.5	0.5	0.04	Manufacture of non-metallic mineral products
																<i>Manufacture of refractory mortars and concretes</i>
0.6	0.7	0.0	-14.8	4.9	-12.5	-0.6	7.0	-3.4	8.6	-3.7	3.6	-3.1	-0.3	1.0	-0.8	<i>Manufacture of non-refractory ceramic</i>
4.2	2.5	1.8	-2.7	8.8	-0.3	9.9	-6.4	-5.6	7.8	1.1	-6.8	1.8	1.0	-0.9	-3.4	<i>Manufacture of other porcelain and ceramic products</i>
-0.5	2.7	0.0	0.2	5.8	2.4	-12.1	1.9	1.8	3.7	-2.1	-0.8	-5.8	7.6	-2.9	0.9	<i>Manufacture of hydraulic cement</i>
-1.7	1.1	-0.1	2.6	8.2	-3.6	-3.5	8.5	-0.5	-3.0	1.4	0.3	1.5	-0.6	1.5	-6.0	<i>Manufacture of ready-mix and dry-mix concrete and mortars</i>
																<i>Manufacture of precast concrete, cement or artificial stone articles for use in construction</i>
-0.5	1.2	-0.2	9.3	-8.9	3.6	-0.8	0.9	-1.0	2.0	1.2	0.6	-3.4	1.4	0.1	5.0	<i>Manufacture of prefabricated structural components for building or civil engineering of cement, concrete or artificial stone</i>
																<i>Manufacture of other articles of concrete, cement and plaster n.e.c.</i>
2.6	4.6	2.2	2.0	20.0	-10.5	-2.3	1.6	-6.6	10.0	-0.4	-5.1	0.9	3.2	2.3	-2.0	<i>Manufacture of other non-metallic mineral products n.e.c.</i>
3.8	2.0	0.3	1.4	5.7	-0.7	-2.6	10.1	14.8	-15.6	-0.8	0.8	2.3	1.2	0.1	0.05	<i>Other industry</i>
2.0	9.4	-0.1	2.1	13.1	-1.8	-2.3	3.6	-4.0	-2.7	-1.5	-4.9	0.1	2.9	-0.02	0.7	Manufacture of basic iron and steel
-1.1	5.6	2.8	-1.8	9.7	-3.3	-1.7	-8.1	-3.3	3.4	-2.5	-1.0	2.0	1.0	2.0	0.2	Manufacture of basic precious and other non-ferrous metals
2.7	5.2	0.7	0.0	2.5	-0.9	0.7	-1.0	-3.6	-1.4	-2.3	3.3	-1.4	3.2	-0.4	0.2	Casting of metals
-2.9	6.3	1.3	0.3	1.6	1.6	-4.1	-0.8	-0.9	1.4	-2.7	1.8	-2.3	3.9	0.8	2.4	Manufacture of structural metal products, tanks, reservoirs , steam generators , weapons and ammunition
																<i>Manufacture of metal doors, windows and their frames, shutters and gates</i>
-1.7	5.2	0.6	0.2	3.1	1.4	-6.4	-1.1	0.2	0.9	-6.2	2.6	-3.5	8.4	-0.5	3.1	<i>Manufacture of other structural metal products</i>
-4.3	7.8	2.5	0.6	-0.4	0.7	-0.8	-1.1	-2.3	2.5	0.7	2.0	-1.2	0.2	1.3	0.1	<i>Manufacture of tanks, reservoirs and containers of metal</i>
-3.7	6.5	0.6	-0.4	1.0	5.1	-3.8	1.6	-1.1	0.4	2.3	-2.2	-0.4	-3.1	4.5	6.7	<i>Other industry</i>
1.1	8.6	0.6	1.0	7.0	-2.2	-3.0	-0.2	-4.3	2.1	-1.3	-1.5	1.2	0.9	0.7	1.0	Manufacture of other fabricated metal products; metal working service activities
																<i>Forging, pressing, stamping and roll-forming of metal; powder metallurgy</i>
0.7	0.8	0.7	-0.3	11.6	-7.6	0.1	-2.2	-1.1	1.9	-5.3	-1.1	2.5	-1.8	0.1	-0.8	<i>Treatment and coating of metals; machining</i>
-0.9	2.3	1.9	3.7	12.4	-5.3	1.6	-3.4	-3.1	3.7	2.1	-8.2	-2.4	0.8	-0.6	2.9	<i>Manufacture of tins and cans for food products, collapsible tubes and boxes</i>
5.4	12.2	1.7	8.7	2.4	-8.8	-2.4	2.3	-3.6	-0.4	2.7	-1.1	5.7	11.4	-0.9	7.5	<i>Manufacture of metal cable, plaited bands and similar articles</i>
																<i>Manufacture of bolts, screws, nuts and similar threaded products</i>
1.2	30.6	-0.7	-0.2	2.4	2.0	-2.9	-0.1	-12.1	9.5	-1.1	1.8	-1.1	-0.3	3.5	0.5	
-3.9	-4.6	-0.2	1.1	2.0	-0.1	-7.3	7.6	-0.8	5.0	1.8	3.5	-4.1	-5.2	-2.7	0.4	<i>Manufacture of metal household articles</i>
2.2	0.9	0.4	-1.4	8.6	3.0	-2.7	0.7	-1.2	1.5	-2.3	-2.2	2.4	-0.1	-0.1	-1.6	<i>Manufacture of any other fabricated metal products n.e.c.</i>
-3.4	-1.6	1.6	0.7	6.4	-2.9	-23.2	3.8	3.6	-25.1	-0.7	0.2	2.9	-0.9	1.3	0.4	<i>Other industry</i>
0.1	1.3	1.9	1.3	15.4	-5.9	3.9	-6.6	-1.1	-0.8	-0.5	-4.4	0.5	3.9	-0.5	-0.7	Manufacture of electronic components and boards
																<i>Manufacture of diodes, transistors and similar semiconductor devices</i>
2.5	-0.6	0.3	1.7	14.8	-7.4	1.9	-4.2	-0.8	-0.9	2.6	-6.6	0.6	2.5	-0.5	-1.3	<i>Manufacture of electronic integrated circuits micro assemblies</i>
																<i>Manufacture of electrical capacitors and resistors</i>
-5.0	5.2	5.8	0.8	18.2	-4.1	8.9	-12.7	-1.8	-0.3	-6.1	0.3	0.3	7.5	-0.4	0.4	<i>Manufacture of printed circuit boards</i>
																<i>Manufacture of display components</i>
-1.4	5.7	0.3	-0.6	3.8	7.0	-4.1	9.5	-2.0	-2.6	-6.8	-1.2	0.1	-0.05	-0.2	-1.0	<i>Manufacture of other components for electronic applications</i>
4.2	14.0	0.2	-10.9	18.2	-7.3	-3.8	4.3	-3.2	2.3	-0.3	-5.2	1.6	8.5	-1.5	-4.8	Manufacture of computers and peripheral equipment
4.4	2.1	0.5	17.9	-3.2	3.2	-0.7	1.5	12.1	-16.1	1.0	-1.2	4.4	-2.4	-0.1	23.6	Manufacture of communication equipment
10.1	8.0	4.9	-2.1	4.1	8.2	-5.2	-2.9	2.6	-1.1	3.8	-3.4	11.6	-3.8	-0.8	0.1	Manufacture of consumer electronics
5.5	1.7	0.6	6.7	15.3	-6.1	2.3	11.6	-4.7	7.7	9.4	-4.2	6.0	1.6	1.5	5.7	Manufacture of measuring, testing, navigating and control equipment; watches and clocks
																<i>Manufacture of measuring, testing, navigating and control equipment</i>
6.0	1.8	0.7	6.5	15.1	-6.4	3.3	13.0	-4.7	8.0	10.2	-4.6	6.2	1.7	1.6	6.1	<i>Manufacture of industrial process control equipment</i>
0.6	0.8	-0.7	8.4	17.2	-3.0	-7.9	-3.7	-3.7	4.3	-0.3	2.6	2.8	-0.7	0.3	0.1	<i>Manufacture of watches and clocks and parts</i>
-2.4	-2.2	-0.4	0.9	-17.4	16.8	-0.5	7.3	-1.8	1.4	1.4	-2.0	-0.4	-1.4	-0.6	-1.6	Manufacture of irradiation, electromedical and electrotherapeutic equipment

Kod Kumpulan Group code	Keterangan Kumpulan/Tempoh	2021				2022				2021					
		Q1	Q2	Q3	Q4	Q1	Q2	Q3	Jan.	Feb.	Mac	Apr.	Mei	Jun	Jul.
267 (26701 & 26702) & 268 (26800)	Pembuatan peralatan optikal, kelengkapan fotografi, media magnetik dan optikal	5.1	-7.8	-2.7	9.6	18.3	8.0	-4.3	-0.4	-0.9	3.2	-8.2	-2.2	0.7	-5.5
271	Pembuatan motor elektrik, penjana, transformer dan perkakasan pengagihan dan pengawalan elektrik	-0.6	-13.2	9.3	7.6	-5.1	-12.0	8.4	-3.7	-3.2	-7.1	-15.7	12.1	3.6	-0.2
	27101 Pembuatan motor elektrik, penjana dan transformer	-6.7	8.6	9.9	2.0	-7.6	4.4	4.7	-1.8	-8.5	-1.9	5.2	7.2	8.6	-0.2
	27102 Pembuatan perkakasan pengagihan dan pengawalan	2.1	-22.3	9.0	10.9	-3.7	-20.6	11.0	-4.5	-1.0	-9.1	-24.7	15.1	0.8	-0.2
272/ 27200	Pembuatan bateri dan akumulator	-11.3	8.3	14.1	-3.2	1.2	-3.0	6.7	0.1	-17.8	-0.1	1.2	19.0	5.5	-0.1
273	Pembuatan pendawaian dan peranti pendawaian	3.0	-2.0	4.2	9.1	0.5	0.1	6.9	-2.6	0.4	-9.6	0.3	5.7	2.0	-1.9
	27310 Pembuatan kabel gentian optikal	-31.3	11.8	30.0	45.3	-26.4	0.5	20.4	-38.3	5.4	-1.1	-2.0	15.3	7.2	-3.8
	27320 Pembuatan wayar dan kabel elektronik dan elektrik lain	5.8	-2.8	2.3	6.8	3.1	0.4	6.1	0.1	0.01	-10.2	0.9	4.9	1.0	-1.7
	27330 Pembuatan alatan pendawaian pembawa dan bukan pembawa arus untuk litar elektrik (tanpa mengira jenis bahan)	2.4	1.8	11.7	-1.8	6.2	-8.3	0.9	2.4	4.0	-4.1	-10.6	12.7	19.2	-2.6
274/ 27400	Pembuatan kelengkapan pencahayaan elektrik	21.5	12.7	16.3	1.0	1.0	-10.4	16.0	22.1	-7.0	-0.4	3.7	6.2	21.3	-0.1
275/ 27500	Pembuatan perkakasan domestik	-0.3	-17.9	-13.9	-9.2	6.3	-4.3	-11.3	-3.8	-0.01	0.1	-27.1	22.7	-6.4	-6.2
279/ 27900	Pembuatan kelengkapan elektrik lain	-5.3	2.5	2.0	13.9	6.6	1.8	9.6	-3.0	-2.2	-7.0	9.9	0.2	-4.0	-0.4
281 & 282	Pembuatan jentera kegunaan umum dan kegunaan khas	1.6	-6.4	-0.7	7.8	1.0	-4.7	1.2	-3.0	-0.01	-6.9	-0.8	-0.1	-2.5	-1.2
	28120 Pembuatan alat-alat kuasa bendalir &														
	28130 Pembuatan pam, pemampat, kepala paip dan injap lain	-9.8	-6.8	-0.1	11.2	-7.5	-0.7	4.5	-23.1	-0.3	-0.1	-3.3	-4.6	-1.4	-0.2
	28180 Pembuatan alatan tangan yang menggunakan kuasa dilengkapkan dengan motor elektrik atau bukan motor elektrik atau pneumatik &	4.6	-9.2	3.0	13.3	-8.4	-3.6	3.8	0.4	-2.5	-12.5	1.0	-0.9	-0.1	0.0
	28220 Pembuatan jentera pembentukan logam dan alatan mesin														
	28192 Pembuatan mesin penyaman udara, termasuk untuk kenderaan bermotor	-0.2	-4.0	4.4	-1.2	4.4	-4.6	9.7	-1.5	-0.6	-0.7	-8.8	9.0	0.0	-4.0
	28290 Pembuatan lain-lain mesin bertujuan khas f.t.t.l. Industri lain	5.3	-5.4	-6.0	11.5	3.5	-13.5	-8.6	-0.8	-0.5	-8.2	7.7	-9.1	-2.3	-1.4
		2.2	-6.1	-2.9	6.8	5.7	-3.3	-1.0	-1.3	1.7	-7.2	-0.8	0.8	-4.7	-0.8
291 (29101 & 29102)	Pembuatan kenderaan bermotor	1.8	1.5	-3.7	14.2	-0.6	1.7	-3.3	-8.6	2.9	-8.4	8.0	0.3	-4.1	-3.8
292/ 29200	Pembuatan kerangka (coachwork) untuk kenderaan bermotor; pembuatan treler dan semi treler	4.4	7.3	-0.02	6.0	2.4	12.5	2.6	-2.9	0.4	13.5	-0.1	0.1	-4.0	-0.3
293/ 29300	Pembuatan alat ganti dan aksesori untuk kenderaan bermotor	-1.7	-2.9	-8.6	8.8	-2.6	0.5	-4.0	-8.4	2.4	-3.5	4.7	-7.3	-2.9	-7.3
301 (30110 & 30120)	Pembinaan kapal dan bot	8.4	-10.3	-8.6	2.7	10.3	-5.6	-4.1	-0.1	2.2	19.9	-16.0	-7.6	-2.3	-3.4
302, 303, 304 & 309	Pembuatan lokomotif keretapi, rolling stock, kapal angkasa dan udara, jentera berkaitan, kenderaan tempur ketenteraan, dan kelengkapan pengangkutan f.t.t.l.	7.5	-1.5	-5.4	5.2	5.5	1.7	-2.1	3.8	2.3	2.4	-0.2	-0.8	-9.1	-0.4
	30910 Pembuatan motosikal	13.5	1.7	-4.9	7.8	7.1	3.6	-3.6	7.5	2.8	7.4	-0.2	-2.2	-6.7	0.6
	30920 Pembuatan basikal dan invalid carriages Industri lain	1.2	-7.9	-7.7	-4.3	0.2	-2.1	1.5	0.5	-1.1	-3.3	0.2	0.1	-17.3	-7.3
		-0.3	-4.2	-4.9	5.2	4.7	-1.1	-0.4	-1.6	3.6	-4.8	-0.4	2.1	-9.4	1.7
310	Pembuatan perabot	0.9	-6.3	1.4	9.7	2.2	-4.4	-1.0	0.9	-0.5	-3.1	-3.3	1.1	-4.7	-1.2
	31001 Pembuatan perabot kayu dan rotan Industri lain	-0.5	-6.3	3.2	11.2	3.2	-4.6	0.7	-0.2	-0.5	-4.0	-3.4	1.5	-3.6	-0.9
		5.4	-6.2	-4.1	4.6	-1.2	-3.8	-7.3	4.5	-0.5	-0.3	-3.0	-0.2	-8.2	-2.0
321 (32110 & 32120)	Pembuatan barang kemas, bijouterie dan artikel berkaitan	2.1	-9.1	-4.8	16.6	1.4	-7.5	-1.0	-5.2	-1.1	-5.1	-2.7	-1.6	-5.5	-1.3
322, 325 & 329	Pembuatan instrumen muzik, peralatan dan bekalan perubatan dan pergigian dan pembuatan lain f.t.t.l.	5.3	-3.2	-0.3	3.8	0.9	-2.8	1.9	1.2	1.4	-1.6	-2.4	-0.3	0.2	-0.4
	32901 Pembuatan alat tulis Industri lain	5.5	-1.4	0.3	4.2	1.4	-1.1	-1.7	2.8	-0.3	0.6	-0.3	0.5	-5.1	2.7
		5.2	-3.6	-0.4	3.7	0.8	-3.2	3.0	0.7	1.8	-2.2	-2.9	-0.5	1.6	-1.3
323/ 32300	Pembuatan barangan sukan	5.2	-7.2	-0.3	6.4	-0.1	-4.2	-0.3	4.9	-1.3	-0.7	-5.3	-0.2	-3.3	-4.1
324/ 32400	Pembuatan permainan dan mainan	-23.3	7.2	43.5	18.7	-12.6	0.3	16.2	-36.3	1.7	-1.1	-1.3	-0.03	26.6	8.3
331 & 332	Pembaikan pemasangan produk logam, jentera, kelengkapan dan pemasangan jentera perindustrian dan kelengkapan	2.0	-4.0	-3.5	10.8	1.0	-0.9	-5.8	0.5	-0.7	1.4	1.1	-5.7	-6.0	1.9
	33150 Pembaikan dan penyelenggaraan kelengkapan pengangkutan kecuali motosikal dan basikal Industri lain	3.1	-8.3	-2.0	4.5	3.1	-1.6	-7.3	1.2	-1.4	1.3	-3.5	-5.5	-5.0	3.5
		1.7	-2.8	-4.0	12.6	0.5	-0.7	-5.4	0.3	-0.5	1.5	2.4	-5.8	-6.3	1.5
	Jumlah Pembuatan	2.0	-1.9	-1.2	5.8	1.4	-0.8	0.2	-2.4	-0.6	0.03	-1.7	0.4	-0.7	-2.2

2022

2022													Group Description/Period			
Ogo.	Sep.	Okt.	Nov.	Dis.	Jan.	Feb.	Mac	Apr.	Mei	Jun	Jul.	Ogo.	Sep.	Okt.	Nov.	
3.3	3.1	-0.1	2.6	13.7	-5.1	0.2	40.8	-13.8	-1.2	5.8	-3.7	-4.7	-2.4	-1.8	-0.7	Manufacture of optical instruments, photographic equipment, magnetic and optical media
3.2	3.0	0.4	1.9	7.8	-5.5	-4.0	-7.2	-12.2	9.0	2.8	2.3	2.5	-1.3	-2.2	-0.6	Manufacture of electric motors, generators, transformers and electricity distribution and control apparatus
2.8	0.3	-0.2	-0.1	3.4	-3.0	-8.7	-3.1	3.8	7.6	2.7	0.1	1.6	-1.9	0.2	-4.3	Manufacture of electric motors, generators and transformers
3.5	4.7	0.8	3.1	10.3	-6.8	-1.5	-9.3	-20.7	10.0	2.8	3.8	3.2	-1.0	-3.8	1.9	Manufacture of electricity distribution and control apparatus
9.7	-5.4	-0.2	-3.5	0.0	2.5	1.7	-3.6	-5.4	7.8	-1.9	1.5	6.2	-0.7	1.4	2.3	Manufacture of batteries and accumulators
1.8	5.2	1.7	-2.9	15.8	-6.0	-2.0	-1.7	-3.5	7.4	2.0	1.0	3.1	0.1	2.1	-6.0	Manufacture of wiring and wiring devices
5.0	57.7	-0.2	5.2	14.4	-33.6	-1.3	2.2	-9.7	15.5	-0.4	10.1	3.0	7.8	-0.1	-0.7	Manufacture of fibre optic cables
1.7	2.1	1.9	-3.9	16.8	-3.5	-2.3	-2.0	-2.8	7.1	2.1	0.4	3.1	-0.4	2.4	-6.6	Manufacture of other electronic and electric wires and cables
0.0	-3.8	0.3	2.4	-3.4	7.0	2.6	-2.8	-8.3	-0.4	3.9	-1.8	2.1	-3.2	0.2	-2.3	Manufacture of current-carrying and non current-carrying wiring devices for electrical circuits regardless of material
1.7	-0.7	-0.9	-1.6	8.8	8.1	-10.0	-15.1	-5.1	6.8	14.6	0.04	6.4	-1.1	-2.3	2.2	Manufacture of electric lighting equipment
-9.0	-13.4	1.9	-0.9	6.9	3.7	-1.5	-1.9	-19.1	31.0	-0.5	-9.1	-8.3	-14.0	-3.0	-1.8	Manufacture of domestic appliances
3.8	7.6	-0.6	0.4	22.8	-7.2	-0.7	2.8	-1.5	1.1	2.8	0.5	0.3	19.4	-3.7	1.2	Manufacture of other electrical equipment
2.5	1.6	1.4	1.7	9.4	-2.3	-0.9	-7.6	1.6	0.0	-2.2	0.6	2.7	1.0	1.5	-1.5	Manufacture of general-purpose and special-purpose machinery
																Manufacture of fluid power equipment
3.4	1.0	-1.3	1.5	28.7	-19.1	-5.4	1.3	0.8	-0.3	-1.2	3.1	2.9	0.9	1.8	-3.4	Manufacture of other pumps, compressors, taps and valves
																Manufacture of power-driven hand tools with self-contained electric or non-electric motor or pneumatic drives
0.4	9.3	0.2	5.9	7.5	-13.5	5.8	-13.3	3.2	1.8	-0.9	0.3	4.2	1.7	4.1	-3.5	Manufacture of metal-forming machinery and machine tools
12.2	-6.1	-0.6	1.2	-2.7	0.8	5.1	4.7	-10.1	1.8	-0.1	5.3	7.2	-3.5	-0.7	3.2	Manufacture of air-conditioning machines, including for motor vehicles
-0.5	1.2	2.8	0.0	23.3	-3.9	1.3	-20.0	8.5	-10.2	-1.7	-4.1	-0.5	1.0	3.2	0.2	Manufacture of other special-purpose machinery
0.6	1.2	3.0	0.2	7.5	7.2	-5.9	-6.7	3.8	1.6	-4.0	-0.2	0.8	2.6	0.5	-2.4	Other industry
2.2	4.2	3.6	3.4	12.4	-8.0	2.4	-7.5	6.2	0.4	-0.3	-4.5	4.5	-4.7	1.9	-1.2	Manufacture of motor vehicles
0.5	8.2	0.4	-1.1	2.6	-6.0	4.0	14.0	1.5	0.3	1.2	0.1	-1.5	8.2	-3.5	0.2	Manufacture of bodies (coachwork) for motor vehicles; manufacture of trailers and semi-trailers
1.7	6.3	0.8	0.8	7.9	-8.1	2.3	-2.9	4.0	-3.8	1.0	-4.7	0.9	2.2	0.4	0.5	Manufacture of parts and accessories for motor vehicles
-2.2	0.8	0.6	1.6	3.7	-0.7	1.3	20.8	-13.2	-5.4	-1.9	-1.4	-0.04	1.4	0.2	0.1	Building of ships and boats
-0.9	6.9	1.3	0.9	-2.6	3.5	3.6	2.9	-1.2	1.6	-3.5	-0.6	-1.4	3.7	-0.3	-3.6	Manufacture of railway locomotives, rolling stock, air and spacecraft, related machinery, military fighting vehicles and transport equipment n.e.c
-4.7	9.3	2.1	3.3	-2.9	3.0	3.4	7.6	-1.7	1.7	-5.2	-1.1	-0.3	2.2	-0.2	-8.9	Manufacture of motorcycles
21.7	-2.9	-0.2	-8.9	-7.0	9.2	1.8	-4.7	-1.4	4.0	-2.0	0.5	0.2	2.8	-1.5	8.9	Manufacture of bicycles and invalid carriages
-5.1	8.3	0.3	1.4	0.9	1.7	5.2	-4.5	0.4	-0.2	0.4	0.2	-5.0	8.3	0.1	2.8	Other industry
1.0	14.4	-0.7	0.1	2.4	2.1	-1.9	-0.5	-2.8	0.5	-3.2	-1.0	0.5	4.9	-0.5	-0.1	Manufacture of furniture
0.6	17.0	-0.6	-0.4	3.4	2.5	-1.9	-0.3	-3.3	0.8	-3.1	0.1	0.8	5.8	-0.7	-0.2	Manufacture of wooden and cane furniture
2.5	6.2	-1.0	1.6	-1.1	0.6	-1.6	-1.5	-0.8	-0.5	-3.5	-5.0	-0.6	1.5	0.1	0.1	Other industry
-4.0	10.7	0.7	1.3	26.5	-8.6	-4.8	-5.3	-1.6	-1.1	-0.2	-0.6	0.6	-0.9	0.6	2.6	Manufacture of jewellery, bijouterie and related articles
-0.3	1.2	0.7	1.1	5.0	-1.6	-0.8	-1.4	-2.2	0.1	1.8	-0.7	2.2	0.1	-2.2	-0.6	Manufacture of musical instruments, medical and dental instruments and supplies and other manufacturing n.e.c.
0.9	1.1	2.4	-0.2	2.4	0.1	0.4	-1.7	1.3	-2.9	1.7	0.1	0.6	-7.0	0.7	-2.1	Manufacture of stationery
-0.7	1.2	0.2	1.4	5.7	-2.0	-1.2	-1.4	-3.1	0.9	1.8	-1.0	2.7	2.0	-2.9	-0.2	Other industry
5.6	7.7	0.9	-4.2	4.6	0.4	-3.3	0.4	-4.5	1.9	-0.5	-1.2	2.7	-3.4	10.4	0.8	Manufacture of sports goods
19.6	2.3	2.8	1.4	19.5	-22.7	2.6	-4.2	-0.7	1.6	6.0	5.8	5.0	4.9	-8.1	2.3	Manufacture of games and toys
0.2	1.7	6.8	4.2	-0.9	0.2	-1.1	2.3	2.3	-4.8	-3.3	-1.6	-0.8	0.4	5.5	4.0	Repair of fabricated metal products, machinery and equipment and installation of industrial machinery and equipment
-1.2	2.5	-0.6	7.7	-3.5	0.3	2.5	3.2	1.8	-7.9	-2.8	-5.8	3.3	2.8	2.7	17.6	Repair and maintenance of transport equipment except motorcycles and bicycles
0.6	1.5	8.9	3.4	-0.2	0.1	-1.9	2.0	2.5	-4.0	-3.4	-0.6	-1.8	-0.2	6.3	0.6	Other industry
0.5	3.4	0.6	0.2	7.8	-3.2	-0.8	0.5	-1.6	0.9	0.4	-1.4	0.8	1.5	-0.05	0.1	Total Manufacturing

Jadual 2 : Pengeluaran Produk Utama dalam Industri Pembuatan yang Terpilih
Table : Production of Major Products in Selected Manufacturing Industries

Keterangan Produk Product Description	Unit Kuantiti Quantity Unit	2019	2020	2021	2021						
					Jan.	Feb.	Mac	Apr.	Mei	Jun	Jul.
Ikan tin Canned fish	Tan Tonne	7,245	6,970	6,224	564	602	661	501	501	478	450
Ikan segar sejuk beku Frozen fish	Tan Tonne	17,304	16,658	15,032	1,198	1,381	1,104	1,105	1,152	1,199	1,344
Bebola ikan Fish ball	Tan Tonne	13,093	6,190	6,716	480	413	402	491	570	629	656
Sotong sejuk beku Frozen cuttle fish/squid	Tan Tonne	5,908	6,679	6,047	556	451	484	519	594	654	556
Udang geragau/udang sejuk beku Frozen shrimps/prawns	Tan Tonne	22,817	19,460	16,140	1,453	1,453	1,581	1,513	1,403	1,631	994
Jem (semua jenis) Jams (all types)	Tan Tonne	8,335	7,376	8,082	720	862	858	618	628	772	743
Minyak kelapa mentah Coconut (copra) oil and its fraction crude oil	Tan Tonne	21,220	15,593	16,721	1,528	1,240	1,182	980	1,296	1,147	1,372
Minyak kelapa, ditapis Coconut oil, refined	Tan Tonne	78,779	49,268	61,883	4,408	3,004	3,135	3,742	5,349	5,231	5,196
Lemak doh/shortening Dough fats/shortening	Tan Tonne	219,212	191,050	184,620	15,516	13,238	12,013	12,311	14,975	14,971	16,215
Marjerin Margarine	Tan Tonne	60,181	58,569	61,332	4,969	4,474	4,026	4,136	5,135	5,271	5,437
Minyak masak campuran Blended/deodorised cooking oil	Tan Tonne	574,483	423,403	406,788	23,110	29,151	34,721	32,956	30,804	39,649	33,599
Susu pekat manis Sweetened condensed milk	Tan Tonne	209,591	321,036	405,676	33,691	27,158	25,988	29,684	29,840	38,395	39,211
Minuman susu Milk drinks	Liter ('000) Litres ('000)	95,096	93,369	83,078	6,644	5,803	5,553	6,597	6,508	7,143	7,403
Beras Whole rice	Tan Tonne	629,970	679,152	710,685	50,259	63,954	65,041	69,957	53,993	44,906	40,858
Beras hancur Broken rice	Tan Tonne	64,415	65,748	73,238	5,674	6,558	7,223	6,470	6,888	5,950	6,552
Tepung gandum Wheat flour	Tan Tonne	901,834	862,885	993,335	78,053	80,391	85,606	82,108	80,328	81,302	83,198
Roti dan kek Bread and cakes	Tan Tonne	407,173	411,561	479,951	40,753	49,501	50,528	47,480	39,950	37,072	35,575
Mee dan bihun Mee and bihun	Tan Tonne	221,766	234,890	249,484	23,200	22,475	18,788	19,238	17,767	20,936	19,722
Sos dan bahan perasa Sos and flavoring ingredients	Tan Tonne	96,079	98,393	80,711	9,056	8,199	7,372	5,677	5,852	6,555	6,003
Kelapa kering Desiccated coconuts	Tan Tonne	3,133	3,208	4,259	255	265	304	304	295	340	368
Makanan ayam itik campuran Mixed poultry feed	Tan Tonne	2,347,398	2,043,813	1,958,720	177,342	161,916	158,123	159,810	150,709	135,194	161,657
Hidangan ikan Fish meals	Tan Tonne	57,864	82,677	119,236	8,801	9,052	9,308	9,542	7,030	8,995	9,529
Biskut Biscuits	Tan Tonne	164,524	173,019	165,062	14,749	15,386	13,001	14,213	12,352	12,730	10,816
Gula bertapis Refined sugar	Tan Tonne	1,555,828	1,440,768	1,571,056	123,102	122,634	161,649	171,049	123,222	115,493	111,451
Minuman manis berkarbonat Sweet beverages (carbonated)	Liter ('000) Litres ('000)	216,319	207,249	219,416	20,149	18,908	17,921	21,952	21,624	19,336	18,022

2022															
Ogo.	Sept.	Okt.	Nov.	Dis.	Jan.	Feb.	Mac	Apr.	Mei	Jun	Jul.	Ogo.	Sept.	Okt.	Nov.
449	380	495	549	595	575	573	681	522	467	474	402	466	454	381	366
1,185	1,156	1,506	1,355	1,347	1,054	1,110	990	1,097	1,083	1,259	1,425	1,431	1,442	1,674	1,556
658	657	665	548	548	530	438	485	613	725	740	783	783	779	665	547
478	431	518	422	384	399	392	494	558	669	707	602	604	589	606	600
985	1,034	1,226	1,382	1,485	1,473	1,386	1,589	1,530	1,505	1,527	927	1,097	1,033	1,110	1,272
582	584	580	568	566	709	881	870	732	851	949	913	927	910	924	936
1,620	1,561	1,777	1,762	1,256	1,455	1,676	1,795	1,434	1,307	1,824	1,561	1,626	1,700	2,065	1,448
5,117	6,667	6,828	6,623	6,583	6,412	5,085	5,345	6,100	6,544	7,041	5,461	7,061	7,137	7,993	5,711
14,415	17,202	18,285	18,181	17,298	19,552	14,868	12,837	13,699	12,115	13,002	14,810	12,379	13,047	13,647	14,521
5,007	5,450	6,029	5,815	5,584	6,406	5,087	4,561	5,021	4,437	5,019	5,446	5,510	5,408	5,965	5,274
42,911	39,153	38,696	31,900	30,138	29,780	37,100	42,595	44,277	39,192	38,303	38,751	38,748	36,061	36,586	34,407
39,199	34,320	35,355	35,714	37,121	36,651	27,016	30,233	33,676	34,861	39,356	40,104	43,081	41,714	36,625	34,314
7,795	7,904	7,365	7,090	7,274	6,577	5,534	5,931	6,723	7,020	8,066	8,626	9,805	9,598	8,820	7,024
54,034	78,126	73,653	58,835	57,068	62,719	86,662	76,096	75,775	56,749	57,487	53,520	62,190	71,021	58,274	55,550
6,125	6,440	5,228	4,811	5,320	6,633	8,311	7,767	7,806	7,968	6,666	7,139	7,752	6,592	5,715	5,981
85,373	83,646	83,601	86,148	83,581	76,997	75,107	76,894	69,242	84,344	85,019	83,318	88,827	89,810	88,642	95,606
36,555	36,176	35,341	35,132	35,888	40,182	42,619	41,659	41,458	37,177	39,705	40,132	40,138	40,592	39,202	39,753
20,466	22,715	21,686	22,043	20,449	25,191	23,356	21,334	21,324	19,106	21,188	21,416	23,208	22,445	22,881	25,408
6,077	5,637	7,113	6,917	6,252	7,293	6,440	5,603	5,704	5,225	7,011	6,815	7,366	6,968	8,164	7,174
404	475	494	396	360	340	346	405	405	391	449	392	455	479	493	381
173,813	151,381	149,331	181,451	197,992	189,039	165,455	165,558	161,454	147,477	142,203	162,822	165,664	162,459	165,806	211,141
10,801	9,247	12,053	13,362	11,516	11,589	11,545	12,402	12,470	8,885	11,723	11,102	11,823	11,188	9,353	10,448
12,015	14,023	16,702	16,272	12,803	12,985	12,194	12,729	12,019	11,223	12,014	10,375	11,908	11,361	12,906	14,700
115,574	118,908	120,119	142,133	145,723	133,586	126,077	153,348	169,602	148,073	148,564	149,233	137,662	121,436	133,701	159,505
19,238	17,423	13,157	13,632	18,053	20,938	20,421	20,969	25,977	23,604	21,885	20,247	21,243	21,753	17,594	18,229

Jadual 2 : Pengeluaran Produk Utama dalam Industri Pembuatan yang Terpilih
Table : Production of Major Products in Selected Manufacturing Industries

Keterangan Produk Product Description	Unit Kuantiti Quantity Unit	2019	2020	2021	2021						
					Jan.	Feb.	Mac	Apr.	Mei	Jun	Jul.
Minuman manis tidak berkarbonat <i>Sweet beverages (non-carbonated)</i>	Liter ('000) <i>Litres ('000)</i>	3,113,870	2,799,877	2,218,416	232,259	228,958	226,051	245,230	175,273	152,426	157,738
Air mineral dan minuman <i>Mineral and drinking water</i>	Liter ('000) <i>Litres ('000)</i>	583,031	618,790	612,345	50,777	55,005	54,191	56,054	47,426	45,201	41,149
Kain kapas <i>Cotton cloth</i>	Meter ('000) <i>Metres ('000)</i>	126,941	84,100	72,734	7,043	6,716	7,196	7,652	6,371	6,690	5,371
Seluar lelaki <i>Pants, males</i>	Bilangan ('000) <i>Number ('000)</i>	10,245	8,304	6,035	608	609	601	642	364	414	492
Kemeja lelaki <i>Shirts, males</i>	Bilangan ('000) <i>Number ('000)</i>	16,859	13,937	13,569	1,354	1,138	978	1,101	1,176	872	1,003
Blaus <i>Blouses</i>	Bilangan ('000) <i>Number ('000)</i>	10,630	6,663	4,709	379	395	399	459	384	378	458
Pakaian perempuan <i>Dresses</i>	Bilangan ('000) <i>Number ('000)</i>	4,649	3,704	3,150	304	309	305	371	296	170	154
Kasut getah (semua jenis) <i>Rubber footwear (all types)</i>	Pasang ('000) <i>Pairs ('000)</i>	3,111	2,185	2,045	166	167	178	180	114	70	95
Kiln kayu kering <i>Kiln dried timber</i>	Tan <i>Tonne</i>	109,904	130,342	127,086	13,912	14,524	12,265	12,695	11,098	6,943	9,811
Kayu gergaji <i>Rubberwood (sawn)</i>	Tan <i>Tonne</i>	122,043	145,231	139,692	12,821	15,159	10,056	12,473	12,340	8,289	10,508
Kepingan venir <i>Veneer sheets</i>	Meter Padu <i>Cubic metre</i>	1,026,098	581,444	394,056	39,520	39,226	55,237	61,035	31,655	32,134	20,210
Papan gentian berkepadatan sederhana <i>Medium density fibreboard</i>	Meter Padu <i>Cubic metre</i>	3,753,461	3,101,939	2,117,223	214,639	179,195	109,587	122,184	110,960	112,487	143,286
Papan lapis <i>Plywood</i>	Meter Padu <i>Cubic metre</i>	2,142,694	2,767,847	3,438,335	275,504	307,463	425,264	438,673	397,671	230,379	190,609
Ukiran kayu <i>Timber moulding</i>	Meter Padu <i>Cubic metre</i>	72,081	70,500	54,406	5,868	6,072	4,752	5,106	5,726	3,075	3,002
Kayu balak siap <i>Dressed timber</i>	Meter Padu <i>Cubic metre</i>	5,620	6,761	7,984	961	987	714	795	733	522	480
Rak dan beg kertas <i>Sacks and bags of paper</i>	Bilangan ('000) <i>Number ('000)</i>	303,730	305,075	355,061	23,774	24,462	26,995	27,048	25,929	29,392	32,637
Kertas tisu <i>Tissue paper</i>	Tan <i>Tonne</i>	94,164	101,978	96,290	9,576	8,620	6,917	6,601	6,188	6,221	7,923
Kertas napkin <i>Napkin paper</i>	Tan <i>Tonne</i>	11,304	9,556	5,355	801	501	388	371	338	302	340
Kertas tandas <i>Toilet paper</i>	Tan <i>Tonne</i>	111,369	102,267	75,508	10,283	9,857	6,405	5,821	5,257	5,310	6,183
Minyak tanah <i>Kerosene</i>	Tan <i>Tonne</i>	4,235,615	3,554,047	4,168,054	332,267	293,055	301,694	375,612	321,057	337,191	370,155
Gas petroleum cecair <i>Liquefied petroleum gas</i>	Tan <i>Tonne</i>	2,900,511	2,525,357	2,692,737	213,223	203,909	239,647	193,970	235,994	220,013	218,194
Minyak bahan api <i>Fuel oil</i>	Tan <i>Tonne</i>	2,701,437	2,064,280	2,118,830	166,059	190,326	167,009	170,065	160,077	179,344	188,938
Minyak diesel/gas <i>Diesel/ gas oil</i>	Tan <i>Tonne</i>	13,033,587	10,921,709	12,881,426	907,393	1,095,877	971,358	659,397	920,180	1,102,513	1,207,303
Gasolin (spirit motor) <i>Gasoline (motor spirit)</i>	Tan <i>Tonne</i>	5,861,572	4,980,906	6,433,373	474,611	506,710	491,449	474,289	532,995	534,128	598,012
Minyak pelincir campuran <i>Blended lubricating oil</i>	Tan <i>Tonne</i>	138,461	92,387	106,578	6,535	6,090	6,219	7,191	8,230	8,290	10,594

2022															
Ogo.	Sept.	Okt.	Nov.	Dis.	Jan.	Feb.	Mac	Apr.	Mei	Jun	Jul.	Ogo.	Sept.	Okt.	Nov.
183,350	151,055	144,862	151,929	169,286	209,942	211,612	209,735	233,035	159,811	145,816	143,478	152,103	154,519	150,298	157,557
52,584	56,461	58,199	56,063	39,237	40,162	55,073	54,827	58,588	56,314	53,386	50,664	58,975	67,078	57,708	49,012
4,823	4,864	5,405	5,761	4,844	4,599	5,307	4,513	5,303	5,078	6,033	4,821	4,852	4,791	5,180	5,900
411	410	522	505	456	452	452	485	507	290	115	152	264	254	256	332
997	977	1,351	1,359	1,262	1,271	1,057	935	990	1,057	1,065	1,255	1,176	1,137	1,305	1,451
448	489	293	289	337	382	383	398	419	365	382	487	438	399	198	239
254	241	263	242	242	226	222	245	274	224	138	137	194	180	167	182
133	226	276	274	166	161	168	168	174	114	110	152	162	191	251	224
9,781	9,714	10,049	8,084	8,210	8,264	7,973	10,740	11,878	12,519	12,441	18,426	16,457	16,140	13,638	10,774
11,761	11,796	12,079	12,034	10,376	9,789	10,735	8,248	10,615	12,609	12,647	17,704	17,496	15,953	18,095	17,447
18,875	20,842	24,962	25,411	24,949	28,703	28,863	37,663	38,763	22,360	30,601	30,926	26,395	25,394	25,071	20,908
194,941	188,445	232,321	255,656	253,522	233,191	185,859	124,650	145,441	102,626	92,142	133,698	202,824	202,273	235,782	245,561
175,149	177,600	251,695	275,959	292,370	307,464	347,707	452,726	423,959	409,518	319,644	367,368	282,464	271,696	286,869	253,220
3,460	3,917	4,778	4,809	3,841	4,075	4,083	4,706	5,347	5,381	2,780	2,545	3,147	3,297	3,591	3,548
444	431	587	583	747	890	852	812	905	740	508	444	439	409	498	474
34,334	30,999	35,070	34,186	30,234	30,350	28,594	28,900	27,735	26,025	30,234	34,913	32,527	34,776	34,184	37,006
8,335	8,822	8,831	9,179	9,074	9,051	7,899	6,553	7,904	6,961	6,559	8,611	10,054	9,080	7,864	7,392
294	356	499	622	542	545	569	460	492	432	212	211	235	184	181	191
4,256	4,826	5,554	5,979	5,776	7,525	7,051	5,714	6,563	5,714	5,514	6,812	5,263	4,712	4,413	4,413
352,456	374,492	382,564	347,418	380,093	339,125	225,119	262,606	246,327	246,868	280,765	242,871	241,308	260,885	273,060	270,123
221,473	218,058	231,497	257,238	239,522	214,892	223,610	234,612	230,996	237,318	237,069	215,751	217,239	220,819	228,647	205,767
189,405	195,965	182,698	150,126	178,816	168,656	172,040	175,192	168,554	126,759	150,480	172,323	171,151	156,585	175,719	172,016
1,180,704	1,243,919	1,207,886	1,250,656	1,134,240	1,057,053	1,149,385	1,194,170	728,887	886,360	1,189,158	1,237,929	1,633,407	1,582,662	1,658,524	1,585,058
589,966	571,563	602,111	577,920	479,620	422,866	491,936	530,775	587,688	644,917	594,875	580,093	662,354	591,414	622,471	374,967
12,664	10,769	10,320	10,231	9,446	7,857	7,278	8,201	8,315	9,825	10,560	13,272	17,011	17,465	15,912	14,859

Jadual 2 : Pengeluaran Produk Utama dalam Industri Pembuatan yang Terpilih
Table : Production of Major Products in Selected Manufacturing Industries

Keterangan Produk Product Description	Unit Kuantiti Quantity Unit	2019	2020	2021	2021						
					Jan.	Feb.	Mac	Apr.	Mei	Jun	Jul.
Nafta Naphtha	Tan Tonne	4,336,029	3,754,323	3,901,388	362,041	343,233	318,554	359,251	258,787	346,846	326,370
Gas asli cecair Liquefied natural gas	Tan Tonne	28,689,391	26,576,031	29,011,740	2,446,912	2,566,241	2,624,160	1,974,409	2,366,907	2,562,445	2,651,288
Nitrogen dan oksigen Nitrogen and oxygen	Meter padu ('000) Cubic metre ('000)	416,483	456,279	564,435	44,984	49,650	61,237	42,660	45,872	55,962	50,108
Methanol (methyl alcohol) Methanol (methyl alcohol)	Tan Tonne	6,999,396	4,554,549	3,717,444	256,915	321,432	304,278	212,091	255,536	290,342	292,501
Baja (termasuk urea) Fertilizers (includes urea)	Tonne Tonne	3,720,847	4,080,289	5,839,960	439,716	414,179	365,543	321,041	277,829	431,781	514,804
Sebatian P.V.C P.V.C. compound	Tan Tonne	100,843	76,016	88,182	8,053	8,595	8,546	7,428	5,132	4,375	4,573
Racun serangga aerosol (cecair) Aerosol insecticides (liquid)	Liter Litres	7,397,612	7,241,839	7,057,722	576,260	619,374	638,421	754,314	548,553	529,015	550,117
Racun herba (cecair) Herbicides (liquid)	Liter ('000) Litres ('000)	38,807	55,497	68,379	5,555	6,139	7,026	7,545	5,602	5,021	5,405
Racun herba (bukan cecair) Herbicides (non-liquid)	Tonne Tonne	26,842	43,157	66,062	4,108	4,587	4,992	5,966	5,515	5,435	5,363
Cat emulsi Emulsion paints	Liter ('000) Litres ('000)	101,689	68,600	49,480	5,048	5,130	5,288	4,917	4,476	2,923	3,193
Cat lapis Under-coats	Liter ('000) Litres ('000)	14,977	13,869	17,890	1,329	1,308	1,126	1,077	1,243	1,557	1,576
Cat asas Primers	Liter ('000) Litres ('000)	29,629	20,036	19,302	2,217	2,004	1,559	1,235	1,252	1,280	1,314
Dakwat pencetak Printing ink	Tan Tonne	32,587	35,326	28,717	2,001	2,041	2,021	2,121	2,853	2,685	2,816
Pelembut fabrik Fabric softener	Liter ('000) Litres ('000)	65,858	40,262	33,368	2,661	2,891	2,893	2,499	2,365	2,162	2,210
Sabun mandi Toilet soap	Tan Tonne	45,523	21,028	16,915	1,650	1,663	1,610	1,225	1,052	1,319	1,226
Sabun serbuk (bahan pencuci) Soap powder (detergents)	Tan Tonne	133,244	96,719	102,043	7,006	7,800	8,000	6,827	7,011	7,604	8,020
Pelekat perindustrian Adhesive, industrial	Liter ('000) Litres ('000)	191,096	161,056	156,030	13,268	13,477	12,609	13,374	14,372	14,815	13,091
Tayar pneumatik (semua jenis) Pneumatic tyres (all types)	Bilangan ('000) Number ('000)	13,334	9,131	8,261	841	869	815	764	465	534	572
Tiub dalam (semua jenis) Inner tubes (all types)	Bilangan ('000) Number ('000)	3,307	1,869	1,426	148	135	107	110	81	89	116
Getah mutu malaysia (semua gred) S.M.R. (all grades)	Tan Tonne	897,171	972,584	817,560	92,531	90,082	79,908	74,425	56,606	51,636	50,666
Susu getah diproses Processed latex	Tan Tonne	24,553	33,471	41,081	3,260	3,640	3,922	4,199	3,792	3,304	3,404
Sarung tangan getah Rubber gloves	Pasang (Juta) Pairs (Million)	55,404	102,592	136,796	11,868	12,268	17,351	16,938	16,324	16,276	10,824
Kondom Condom	Gross ('000) Gross ('000)	9,237	15,532	18,085	1,354	1,358	1,550	1,834	1,847	1,921	1,660
Paip P.V.C. P.V.C. pipes	Tan Tonne	141,991	105,091	99,972	7,203	9,703	9,904	10,081	8,005	8,470	8,842
Bata tanah Earthen bricks	Bilangan ('000) Number ('000)	316,411	181,463	109,691	12,237	14,302	10,752	10,032	7,467	3,020	3,352

2022															
Ogo.	Sept.	Okt.	Nov.	Dis.	Jan.	Feb.	Mac	Apr.	Mei	Jun	Jul.	Ogo.	Sept.	Okt.	Nov.
306,799	334,974	328,569	306,856	309,108	283,494	290,304	291,133	265,542	229,645	309,408	259,083	278,135	268,478	281,581	254,667
2,452,114	2,098,569	2,334,616	2,553,140	2,380,939	2,480,530	2,520,849	3,021,754	1,949,026	2,463,934	2,972,336	3,008,451	2,790,947	2,537,110	2,542,402	2,589,739
39,085	37,093	42,171	46,401	49,212	48,541	54,388	63,436	52,681	53,108	53,846	51,803	42,583	42,353	44,951	52,244
377,911	344,269	308,452	308,810	444,907	387,861	455,504	410,956	322,281	377,058	273,473	249,620	386,661	395,315	350,255	340,803
620,176	588,288	538,944	674,127	653,532	607,577	623,200	525,919	552,711	412,337	584,235	603,450	751,728	757,716	642,860	815,789
6,690	8,589	9,199	8,863	8,139	8,010	7,666	6,856	6,576	4,991	4,089	4,466	6,360	5,857	5,017	5,730
611,604	534,337	543,737	594,475	557,515	552,408	550,003	533,184	500,430	472,647	453,389	455,106	548,224	558,412	515,383	511,808
5,909	3,518	5,109	5,181	6,368	8,169	8,885	9,770	9,259	7,915	6,865	6,813	7,864	6,653	8,812	8,634
5,470	5,497	6,200	5,673	7,257	7,329	7,730	8,270	8,807	8,262	8,004	6,945	7,457	7,681	7,236	6,250
4,058	3,572	3,091	4,098	3,686	4,498	4,394	4,123	3,263	4,070	4,693	4,805	6,254	6,287	4,824	6,062
1,791	1,718	1,793	1,723	1,651	1,465	1,293	1,206	1,137	1,283	1,552	1,593	1,509	1,699	1,568	1,808
1,606	1,569	1,420	1,464	2,382	1,843	1,736	1,465	1,109	1,081	1,434	1,395	1,452	1,725	1,442	1,556
2,986	2,681	2,032	2,100	2,379	2,129	1,716	2,197	1,686	2,297	1,572	1,547	1,883	1,765	1,723	1,738
2,570	2,805	3,323	3,709	3,281	2,649	2,748	2,795	2,165	2,249	2,011	2,201	2,717	2,254	2,880	3,345
1,439	1,360	1,193	1,403	1,773	1,185	1,246	1,248	921	891	1,386	1,281	1,495	1,277	1,253	1,499
9,250	11,078	10,801	9,162	9,485	8,057	8,265	9,018	6,885	7,107	7,485	8,262	10,594	9,311	8,166	7,019
12,950	13,076	11,860	11,995	11,145	11,894	13,036	13,037	13,923	13,965	13,253	12,784	13,507	13,329	12,713	12,251
421	522	833	822	802	979	943	777	657	426	441	566	527	335	406	335
108	131	147	145	107	134	121	83	84	66	64	97	123	103	100	82
59,266	63,052	57,242	69,374	72,772	59,033	63,192	53,261	53,191	48,567	45,231	50,969	68,621	61,250	60,289	58,460
3,755	3,309	2,752	2,640	3,104	2,775	3,355	3,598	4,037	4,037	3,698	4,164	5,167	4,535	3,939	2,943
7,338	7,065	7,044	6,911	6,587	8,188	7,845	9,727	10,341	9,499	8,457	6,774	4,971	5,151	4,788	4,991
1,337	1,590	1,312	1,072	1,251	1,508	1,395	1,542	1,858	1,796	1,983	1,672	1,456	1,580	1,303	1,180
7,011	6,332	7,705	8,513	8,203	8,332	9,310	10,963	9,704	7,487	7,049	7,114	6,068	7,013	7,621	8,746
4,814	6,390	10,821	13,727	12,776	12,453	15,412	12,734	13,511	11,054	7,447	8,362	10,093	10,629	14,026	19,723

Jadual 2 : Pengeluaran Produk Utama dalam Industri Pembuatan yang Terpilih
Table : Production of Major Products in Selected Manufacturing Industries

Keterangan Produk Product Description	Unit Kuantiti Quantity Unit	2019	2020	2021	2021						
					Jan.	Feb.	Mac	Apr.	Mei	Jun	Jul.
Jubin seramik Ceramic tiles	M. Persegi ('000) Sq. metres ('000)	31,119	31,495	28,512	2,864	2,887	2,554	2,439	2,452	1,382	1,467
Simen (semua jenis) Cement (all types)	Tan ('000) Tonnes ('000)	16,102	19,936	19,961	2,278	2,459	1,912	1,309	1,211	996	1,130
Konkrit campuran siap Ready mixed concrete	Meter padu ('000) Cubic metre ('000)	34,067	34,841	35,425	2,792	3,232	3,806	3,072	2,491	2,144	2,531
Bumbung genting simen (semua jenis) Cement roofing tiles (all types)	Bilangan ('000) Number ('000)	43,484	47,874	37,054	3,586	2,946	4,712	3,227	3,084	2,495	2,727
Cerucuk, tiang konkrit Piles, poles, posts of concrete	Tan Tonne	2,034,572	1,699,228	1,549,050	153,597	163,397	129,968	147,657	141,082	88,203	85,850
Pasir silika (diproses) Silica sands (processed)	Tan ('000) Tonnes ('000)	393,246	261,872	157,885	27,038	28,781	25,250	10,684	6,380	5,209	5,263
Selak dan kekeras Bolts and nuts	Tan ('000) Tonnes ('000)	584,723	616,367	870,924	70,373	73,473	71,835	62,095	59,759	54,664	65,126
Bar dan batang besi dan keluli Iron and steel bars and rods	Tan Tonne	1,403,863	1,295,505	707,765	53,941	62,581	50,488	72,428	52,017	50,466	58,501
Kepingan besi yang disadur Galvanized iron sheets	Tan Tonne	156,786	152,099	167,833	10,445	13,585	16,691	16,165	14,131	10,909	11,196
Tin timah dan semua tin lain Tin cans and all other tins	Bilangan ('000) Number ('000)	3,131,962	2,683,374	2,899,385	300,331	307,811	233,825	240,244	202,677	196,433	183,377
Dram besi dan keluli Iron and steel drums	Bilangan ('000) Number ('000)	4,347	3,717	3,936	398	419	338	355	327	313	230
Dawai besi dan keluli bersadur Galvanized iron and steel wire	Tan Tonne	180,148	131,139	135,473	9,237	10,959	9,930	9,045	8,147	8,339	9,921
Dawai mata punai dan jaring Wire mesh and netting	M. Persegi ('000) Sq. metres ('000)	48,045	28,555	19,258	2,073	1,819	1,312	1,616	1,534	1,075	1,090
Transformer elektrik Electrical transformers	Bilangan ('000) Number ('000)	168,959	202,996	266,713	17,578	18,917	19,507	19,813	21,327	21,848	25,556
Dawai dan kabel yang terbebat Insulated wires and cables	Tan Tonne	95,752	111,184	129,356	8,970	8,586	9,190	9,525	8,719	11,520	11,616
Separa konduktor Semi-conductors	Bil. (Juta) Num. (Million)	28,758	26,699	29,453	2,181	2,554	2,688	2,346	2,194	2,355	2,375
Transistor elektronik Electronic transistors	Bil. (Juta) Num. (Million)	35,582	36,919	48,538	3,642	4,111	4,406	4,251	4,148	4,302	3,797
Litar bersepadu Integrated circuits	Bil. (Juta) Num. (Million)	26,581	34,318	41,416	3,130	3,389	3,393	3,964	3,821	3,602	3,307
Televisyen Television	Bilangan Number	9,934,919	12,228,893	15,071,948	1,205,109	1,248,946	1,356,207	1,557,202	1,596,688	1,397,708	938,281
Radio Radios	Bilangan ('000) Number ('000)	8,789	9,363	9,752	853	844	601	709	685	733	717
Penyaman udara Air-conditioners	Bilangan Number	4,953,912	1,910,268	2,253,569	153,930	216,372	221,551	220,950	195,318	181,357	175,910
Kereta penumpang Passenger cars	Bilangan Number	533,131	454,805	446,417	36,186	41,301	58,102	47,764	40,159	246	2,396
Kenderaan perdagangan Commercial vehicles	Bilangan Number	57,608	43,691	61,634	5,785	7,030	5,816	6,766	6,778	1,341	1,509
Wayar abah-abah, kenderaan bermotor Wire harness, motor vehicle	Bilangan ('000) Number ('000)	5,927	6,642	7,825	635	583	659	572	541	572	581
Motosikal dan skuter Motor cycles and scooters	Bilangan Number	242,789	240,066	172,431	24,155	25,612	29,443	35,903	19,908	1,995	2,177

2022															
Ogo.	Sept.	Okt.	Nov.	Dis.	Jan.	Feb.	Mac	Apr.	Mei	Jun	Jul.	Ogo.	Sept.	Okt.	Nov.
1,861	2,396	3,270	1,820	3,119	2,589	2,800	2,775	2,248	2,492	1,893	1,901	2,053	2,220	1,989	1,311
1,381	1,378	1,655	2,050	2,204	2,326	2,456	2,417	1,524	1,214	1,140	1,147	1,205	1,163	1,295	1,899
3,345	2,861	3,077	3,089	2,985	2,809	2,819	3,001	2,939	2,881	3,095	3,125	3,439	3,305	3,559	3,205
3,038	3,105	3,291	2,446	2,399	2,623	3,166	3,249	3,104	3,249	3,206	3,728	4,004	3,877	4,102	2,663
123,195	131,062	105,587	133,727	145,725	127,642	139,049	121,530	141,318	128,212	108,807	101,214	108,645	124,362	120,303	100,989
6,690	6,975	11,774	13,038	10,802	8,592	16,848	8,271	8,723	14,828	12,396	13,392	9,106	9,100	16,040	19,824
77,662	76,623	90,287	88,685	80,341	86,716	92,569	87,366	74,234	70,387	79,917	85,107	87,058	88,311	86,192	91,215
86,726	58,575	53,988	50,002	58,052	50,692	57,811	60,645	70,605	50,584	65,418	88,081	109,542	103,947	97,398	80,743
15,733	16,410	14,921	12,994	14,653	11,652	13,722	13,889	18,132	14,367	15,545	12,069	16,820	17,824	19,282	12,128
212,570	260,151	246,369	260,526	255,073	267,779	256,075	219,429	249,226	230,141	232,686	215,698	240,082	219,112	223,494	224,125
272	326	322	320	315	322	304	280	307	308	320	223	243	201	207	202
11,278	15,297	15,316	12,875	15,130	10,576	13,693	13,230	11,180	10,932	11,842	14,367	13,872	12,924	12,132	12,240
1,311	1,622	1,755	2,039	2,013	1,929	1,652	1,521	1,963	1,853	1,398	1,384	1,457	1,372	1,283	1,431
23,591	23,869	27,347	23,366	23,994	25,116	25,981	28,975	24,252	23,238	25,352	25,622	22,548	22,133	26,259	20,688
10,480	14,321	14,621	11,037	10,769	11,565	11,977	12,818	13,462	11,700	12,470	13,199	14,475	16,269	15,630	10,753
2,554	2,760	2,658	2,361	2,428	2,544	2,824	3,091	2,600	2,345	2,729	2,725	3,024	2,827	2,687	2,610
3,457	3,874	4,125	3,831	4,592	4,750	4,959	5,394	5,034	5,060	4,903	4,476	4,333	4,077	4,108	4,038
3,294	3,137	3,415	3,301	3,662	3,561	3,875	4,069	4,959	5,070	5,079	5,046	5,106	5,557	4,502	3,900
991,265	1,055,845	1,156,889	1,129,318	1,438,490	1,421,426	1,407,226	1,696,344	1,970,185	2,030,000	1,561,635	977,510	1,061,957	927,793	918,615	997,790
707	894	913	972	1,125	1,045	995	769	961	940	886	837	859	705	635	776
173,839	160,098	177,582	176,287	200,375	185,063	269,167	271,051	278,643	244,431	238,752	290,930	278,422	271,153	264,490	274,276
12,897	42,556	61,248	53,661	49,901	39,455	47,445	55,137	50,724	45,518	55,843	48,002	64,282	64,701	54,601	60,657
2,016	3,964	5,271	8,336	7,022	6,024	7,151	6,949	7,658	10,283	11,676	11,440	12,108	11,086	9,268	12,438
481	667	885	844	804	801	851	916	766	770	927	916	800	727	773	774
2,817	5,082	7,120	8,094	10,126	10,745	13,959	18,538	23,617	32,530	8,012	9,113	11,238	11,195	10,613	11,313



NOTA TEKNIKAL
TECHNICAL NOTES



NOTA TEKNIKAL

1. OBJEKTIF

Objektif utama penerbitan ini ialah untuk menyediakan statistik aliran terkini bagi indikator utama di sektor Pembuatan, iaitu statistik **nilai jualan, bilangan pekerja bergaji, gaji & upah** serta **pengeluaran produk utama** yang dipungut melalui Survei Pembuatan Bulanan. Statistik ini membantu pengguna dalam merangka dasar serta membuat keputusan.

2. PENANDA ARASAN

Selepas melaksanakan Banci Ekonomi 2016 (tahun rujukan 2015), Jabatan Perangkaan Malaysia (DOSM) telah mengkaji dan melaksanakan proses penanda arasan terhadap statistik pembuatan yang dipungut melalui Survei Pembuatan Bulanan. Proses penanda arasan ini membolehkan siri nilai anggaran tahunan yang dijana menerusi statistik jangka pendek konsisten dengan nilai tahunan daripada banci/survei tahunan sebagai tahun penanda aras. Penanda arasan yang dibuat berpandukan *Quarterly National Accounts Manual 2017 edition, International Monetary Fund* bagi mencapai objektif seperti berikut:

- a. Menganggarkan data bulanan supaya konsisten dengan data tahunan iaitu, untuk memastikan jumlah data bulanan adalah sama dengan penanda aras tahunan;
- b. Memelihara sebanyak mungkin pertumbuhan indikator bulanan semasa proses penanda arasan tahunan dibuat; dan
- c. Memastikan data siri ke hadapan, jumlah data bulanan bagi tahun semasa sedekat mungkin dengan data tahunan yang diperoleh semasa banci atau survei tahunan yang dijalankan.

Statistik penanda arasan disusun bagi nilai jualan, bilangan pekerja bergaji dan gaji & upah sektor Pembuatan dan diterbitkan mulai Januari 2020. Tahun asas (penanda aras) adalah menggunakan Banci Ekonomi 2016 (tahun rujukan 2015) sebagai tahun penanda aras dan kaedah *pro rata* dan *extrapolation* digunakan dalam proses penanda arasan ini.

Kaedah *pro rata*:

$$M^iV = \frac{M^iI}{\sum_{i=1}^{12} M^iI} \times ADT$$

di mana

M^iV = pemboleh ubah anggaran bulanan yang dinaik aras

M^iI = siri indikator bulanan

ADT = data tahunan tahun asas (penanda aras)

Kaedah *extrapolation*:

$$V_t = V_{t-1} * G_{t-1,t}$$

di mana

V_t = nilai pemboleh ubah

$G_{t-1,t}$ = pertumbuhan daripada t-1 kepada t



3. SKOP DAN LIPUTAN

Data yang dipungut dalam Survei Pembuatan Bulanan meliputi seluruh Malaysia. Mulai Januari 2020, penerbitan ini memaparkan statistik berwajaran yang menggambarkan populasi sampel bagi 251 industri dalam sektor Pembuatan.

Data bagi industri yang mempunyai perwakilan kurang daripada tiga pertubuhan telah digabungkan kepada industri terhampir bagi memelihara kerahsiaan responden seperti mana yang termaktub dalam Akta Perangkaan 1965 (Disemak - 1989).

4. SUMBER RANGKA

Sumber rangka ialah daripada *Malaysia Statistical Business Register (MSBR)* di mana maklumat utama diperolehi daripada banci dan survei yang dilaksanakan oleh Jabatan Perangkaan Malaysia (DOSM) serta data pentadbiran. Sumber utama data pentadbiran tersebut adalah daripada Suruhanjaya Syarikat Malaysia (SSM). Selain itu, DOSM juga turut bekerjasama mendapatkan maklumat daripada lebih 50 agensi lain seperti Kumpulan Wang Simpanan Pekerja (KWSP), Jabatan Kastam Diraja Malaysia (JKDM), Lembaga Hasil Dalam Negeri (LHDN), Pihak Berkuasa Tempatan (PBT) serta Badan-badan Profesional. Rangka dikemaskini secara berterusan dengan mengambil kira pertubuhan baru dan merekod sebarang perubahan dalam status pertubuhan seperti tutup, tidak beroperasi, perubahan jenis aktiviti dan lokasi atau alamat pos untuk memastikan maklumat yang terdapat dalam rangka adalah yang paling terkini.

5. JENIS AKTIVITI PERNIAGAAN

Jenis aktiviti perniagaan merujuk kepada aktiviti utama dan sekunder. Aktiviti utama merujuk kepada aktiviti yang mana pertubuhan menumpukan sebahagian besar sumbernya atau memberi sumbangan besar dari segi pendapatan. Aktiviti sekunder didefinisikan sebagai aktiviti sampingan kepada aktiviti utama. Klasifikasi bagi pertubuhan adalah berasaskan kepada aktiviti utama dan Piawaian Klasifikasi Industri Malaysia (MSIC 2008) Versi 1.0. yang diselaraskan dengan *International Standard Industrial Classification of All Economic Activities (ISIC), Rev. 4, United Nations* dengan pengubahsuaian mengikut keperluan tempatan.

6. KONSEP DAN DEFINISI

Konsep dan definisi yang digunakan selari dengan manual *International Recommendations for Industrial Statistics 2008, United Nations Statistics Division*. Takrif pembuatan yang digunakan dalam survei ini adalah selaras dengan Piawaian Klasifikasi Industri Malaysia (MSIC) 2008 Versi 1.0.

Pembuatan ditakrifkan sebagai perubahan fizikal atau kimia ke atas bahan atau komponen menjadi produk baru sama ada kerja itu dilakukan oleh jentera yang dijalankan oleh kuasa atau yang dijalankan dengan tangan, sama ada dijalankan dalam kilang atau di rumah pekerja, dan sama ada barang keluaran dijual secara borong atau runcit.





7. REKA BENTUK PENSAMPELAN

Reka bentuk pensampelan bagi survei ini adalah pensampelan rawak strata satu peringkat. Pertubuhan dikelaskan sebagai unit pensampelan manakala beberapa kategori strata telah dikenalpasti.

Setiap strata telah dibentuk kepada tiga substrata untuk memastikan sampel yang diagihkan mengambil kira ciri-ciri ekonomi strata tersebut. Substrata utama bersifat heterogen dan diliputi secara penuh. Manakala, substrata selainnya yang bersifat homogen disampelkan.

Substrata utama meliputi pertubuhan kategori besar dan yang mempunyai jumlah hasil yang signifikan dalam industri berkaitan manakala bagi substrata kedua dan ketiga berdasarkan kategori perusahaan kecil dan sederhana (PKS).

8. SAIZ SAMPEL

Statistik utama yang digunakan untuk penganggaran saiz sampel adalah nilai jualan. Formula yang digunakan dalam penganggaran saiz sampel bagi strata adalah seperti berikut:

$$n = \frac{(\sum N_i S_i)^2}{V + \sum N_i S_i^2}$$

di mana;

n = Saiz sampel

N_i = Saiz populasi bagi strata i

S_i^2 = Varian bagi strata i

V = Varian sasaran

$$V = RSE^2 \cdot \left(\frac{\hat{Y}_i}{Z} \right)^2$$

di mana;

\hat{Y}_i = Jumlah nilai jualan bagi strata

RSE = Ralat piawai relatif

Z = Nilai aras keyakinan

Sampel akan diagihkan kepada substrata dalam industri liputan dengan menggunakan kaedah *Neyman Allocation* seperti berikut:

$$n_{hi} = \left(\frac{N_h S_h}{\sum N_h S_h} \right) n_i$$

h = 2, 3 dan 4

i = 1, 2, ... k





di mana;

n_{hi} = Saiz sampel bagi substrata h dalam strata i

N_h = Saiz populasi bagi substrata h

S_h = Sisihan piawai bagi substrata h

n_i = Saiz sampel bagi strata i

h = Substrata

i = Strata

Pertubuhan kategori substrata utama diliputi sepenuhnya, manakala pertubuhan bagi substrata kedua dan ketiga dipilih secara rawak mengikut kaedah pensampelan bersistematik.

9. WAJARAN

Analisis berwajaran disediakan menggunakan wajaran sampel bagi memastikan sampel yang dipilih dapat menggambarkan populasi survei. Wajaran yang diperlukan adalah wajaran di peringkat reka bentuk pensampelan dan tiada respons.

Wajaran reka bentuk pensampelan pada substrata h adalah seperti berikut :

$$W_h = \frac{N_h}{n_h}, \quad h=1, \dots, 4$$

di mana;

N_h = Bilangan populasi bagi substrata h ; dan

n_h = Bilangan sampel bagi substrata h





Wajaran tiada respons pada substrata h adalah seperti berikut :

$$NRW_h = \frac{1}{\frac{n'_h}{n_h}} \quad h = 1, \dots, 4$$

di mana;

$$n'_h = \text{Bilangan sampel respons bagi substrata } h$$

$$n_h = \text{Bilangan sampel bagi substrata } h$$

Kaedah pengiraan wajaran reka bentuk pensampelan selepas survei (*adjusted weight*) pada substrata h seperti berikut:

$$W'_h = W_h \times NRW_h, \quad h = 1, \dots, 4$$

di mana;

$$W_h = \text{Wajaran reka bentuk pensampelan pada substrata } h$$

$$NRW_h = \text{Wajaran tiada respons pada substrata } h$$

10. UNIT MELAPOR

Unit melapor bagi survei ini ialah **pertubuhan**. Sesebuah pertubuhan ditakrifkan sebagai "satu unit ekonomi yang bergiat di bawah satu hak milik atau penguasaan tunggal, iaitu di bawah satu entiti yang sah. Ia menjalankan satu jenis aktiviti ekonomi utama di satu tempat / lokasi fizikal". Setiap pertubuhan diberikan klasifikasi industri berdasarkan aktiviti utamanya. Bagi pertubuhan yang menjalankan pelbagai aktiviti, unit yang bergiat dalam aktiviti yang berasingan dalam satu lokasi yang sama adalah terdiri daripada entiti pertubuhan yang berbeza. Oleh itu, setiap cawangan daripada organisasi yang mempunyai pelbagai cawangan di lokasi yang berbeza dari segi konsep dianggap sebagai pertubuhan yang berlainan. Pertubuhan berkenaan diminta memberikan penyata yang berasingan bagi setiap kegiatannya dari segi nilai. Walau bagaimanapun, dari segi praktisnya akaun biasanya disediakan secara berpusat kerana kesukaran untuk memperoleh data yang berasingan bagi setiap unit atau cawangan. Entiti atau enterpris ini akan dianggap sebagai satu unit pelapor dan dibenarkan mengemukakan soal selidik yang menggabungkan semua unit atau cawangannya.





11. NILAI JUALAN

Nilai jualan yang dilaporkan merujuk kepada nilai jualan produk sendiri sahaja. Ini bermaksud jualan produk yang berlaku dalam bulan laporan, sama ada produk tersebut telah dibuat/dihasilkan oleh pertubuhan pada bulan tersebut atau bulan-bulan sebelumnya. Nilai jualan adalah berdasarkan kepada nilai bersih di kilang dan berkaitan dengan kuantiti yang dijual. Penilaian harga yang dikenakan kepada pelanggan adalah tidak termasuk:

- a. diskaun atau rebat;
- b. bayaran untuk pengangkutan keluar;
- c. komisen kepada wakil-wakil penjual;
- d. bayaran lain seperti cukai eksais yang dibayar atau cukai jualan yang dipungut oleh kilang bagi pihak kerajaan; dan
- e. bayaran pemasangan, pembaikan dan pembinaan

12. BILANGAN PEKERJA BERGAJI

Bilangan pekerja bergaji meliputi seperti berikut:

- a. Pekerja bergaji (sepenuh masa) - Merujuk kepada semua pekerja bergaji yang bekerja sekurang-kurangnya 6 jam sehari dan sekurang-kurangnya 20 hari sebulan; dan
- b. Pekerja bergaji (sambilan) - Merujuk kepada semua pekerja bergaji yang bekerja kurang daripada 6 jam sehari dan/atau kurang daripada 20 hari sebulan.

13. GAJI & UPAH DIBAYAR

Gaji & upah yang dibayar merujuk kepada semua bayaran tunai, termasuk bonus, komisen, bayaran lebih masa, elaun kos sara hidup dan elaun lain yang dibayar kepada semua pekerja bergaji dalam bulan rujukan. Caruman Kumpulan Wang Simpanan Pekerja (KWSP) serta Pertubuhan Keselamatan Sosial (PERKESO) turut dimasukkan tetapi caruman oleh majikan dikecualikan. Elaun kepada pemilik yang bekerja, rakan niaga yang bekerja dan pekerja keluarga tidak bergaji, bayaran pampasan dan suguhati kerana pemberhentian adalah juga dikecualikan.

14. KEPERLUAN KERAHSIAAN

Survei ini dijalankan di bawah peruntukan Akta Perangkaan 1965 (Disemak 1989). Akta ini mensyaratkan bahawa kandungan penyata individu adalah SULIT. Selaras dengan peruntukan dalam Akta tersebut, hanya angka agregat akan diterbitkan.





15. PINDAAN

Pindaan akan dibuat ke atas statistik yang telah diterbitkan berdasarkan data terkini yang diperolehi.

16. PEMBUNDARAN

Perjumlahan komponen mungkin berbeza dengan angka jumlah besar disebabkan pembundaran.

17. SIMBOL DAN SINGKATAN

Simbol-simbol berikut telah digunakan dalam keseluruhan penerbitan:-

t.t.t.l. : tidak terkelas di tempat lain

RM : Ringgit Malaysia

18. PELARASAN MUSIM

Data siri masa adalah amat berguna untuk ahli ekonomi, pembuat dasar & keputusan serta penganalisis siri masa untuk mengenal pasti ciri-ciri penting siri ekonomi seperti arah aliran, *turning point* dan konsistensi antara penunjuk ekonomi yang lain. Kadangkala ciri ini sukar untuk diperhatikan kerana pergerakan bermusim. Oleh itu, sekiranya kesan bermusim boleh disingkirkan, arah aliran data siri ini dapat dilihat dengan lebih baik. Anggaran dan penyingkiran kesan bermusim dipanggil pelarasan bermusim.

Pelarasan bermusim adalah satu proses untuk mengenal pasti dan menyingkirkan bentuk pola bermusim yang biasa berlaku dalam tempoh satu tahun, yang mungkin juga merangkumi pengaruh dari kesan cuti yang bergerak dan hari bekerja/berdagang bagi suatu tempoh. Objektif utama proses ini adalah untuk menyerlahkan arah aliran dan pergerakan-pergerakan jangka pendek dalam siri ini.

Di Malaysia, kebanyakan data siri masa dipengaruhi oleh kesan bermusim. Oleh itu, untuk menghapus dan melaraskan kesan bermusim data siri masa ekonomi Malaysia, pakej standard pelarasan bermusim, X-12 ARIMA telah digunakan oleh Jabatan Perangkaan, Malaysia. Data siri masa ekonomi Malaysia juga kerap dipengaruhi oleh perayaan agama utama seperti Aidil Fitri bagi umat Islam, Tahun Baru Cina untuk kaum Cina dan Deepavali untuk kaum India. Tarikh perayaan-perayaan ini tetap mengikut tahun lunar tetapi berbeza-beza mengikut kalendar Gregorian. Oleh itu, untuk menganggar dan menyingkirkan kesan cuti yang bergerak dari data siri masa, satu prosedur telah dibangunkan iaitu *Seasonal Adjustment For Malaysia (SEAM)*.





TECHNICAL NOTES

1. OBJECTIVE

The main objective of this publication is to provide statistics on the latest trend of main indicators in the Manufacturing sector, ie. **sales value, number of employees, salaries & wages** and **the production of main products manufactured** which is collected through Monthly Manufacturing Survey. This statistics assists users in policy formulation and decision making.

2. BENCHMARKING

After conducting the Economic Census 2016 (reference year 2015), Department of Statistics Malaysia (DOSM) has reviewed and carried out the benchmarking process towards the manufacturing statistics collected from the Monthly Manufacturing Survey. The benchmarking process is done to enable the series of values of annual estimates derived from short term survey consistent and match with the annual value from census/annual survey of the benchmark year. The benchmark process adapted the guideline of the Quarterly National Accounts Manual 2017 edition, International Monetary Fund to meet the objectives as follows:

- a. to estimate monthly data that are temporally consistent with the annual data: that is, to ensure that the sum of the monthly data is equal to the annual benchmark;
- b. to preserve as much as possible the monthly movements in the indicator under the restrictions provided by the annual data; and
- c. to ensure, for forward series, that the sum of the monthly of the current year is as close as possible to the unknown future annual data.

The benchmarking statistics is compiled on sales value, number of employees and salaries & wages and being published starting from January 2020. The base (benchmark) year using the Economic Census 2016 (reference year 2015) and pro rata and extrapolation method is used in the benchmarking process.

Pro rata Method:

$$M^iV = \frac{M^iI}{\sum_{i=1}^{12} M^iI} \times ADT$$

where

MⁱV = new derived monthly variables estimates

MⁱI = monthly indicator series

ADT = annual benchmark data

Extrapolation Method:

$$V_t = V_{t-1} * G_{t-1,t}$$

where

V_t = value of variable

G_{t-1,t} = growth from t-1 to t



3. SCOPE AND COVERAGE

Data collected in the Monthly Manufacturing Survey covered the whole of Malaysia. Since January 2020, this publication presents weighted statistics which represent the population sample of 251 industries in Manufacturing sector. Data for industries with less than three establishments was combined to the closest industry to ensure the confidentiality of the respondents as stipulated under the Statistics Act 1965 (Revised-1989).

4. SOURCE OF FRAME

The source of frame is from Malaysia Statistical Business Register (MSBR) where the main information is from census and survey conducted by the Department of Statistics Malaysia (DOSM) and administrative data. The main source of the administrative data is from the Companies Commission of Malaysia (CCM). In addition, DOSM also collaborates and yield information from over 50 other agencies such as the Employees Provident Fund (EPF), Royal Malaysian Customs Department (RMCD), Inland Revenue Board (IRB), Local Authorities and other Professional Bodies. The frame is updated continuously by taking into account of new establishments and to record any changes in the establishment status such as closed down, not in operation, change in types of activity and location or postal addresses to ensure that the information in the frame is at the most current status.

5. TYPE OF BUSINESS ACTIVITY

Type of business activity is divided into primary and secondary. The primary activity refers to the activities which focus on its main resources and income. Secondary activities are defined as those incidental or ancillary to the primary activity. The classification of the establishment's industry is based on the primary activity and the Malaysia Standard Industrial Classification (MSIC 2008) Version 1.0 according to the International Standard Industrial Classification of All Economic Activities (ISIC), Rev. 4, United Nations, with modifications to suit local conditions.

6. CONCEPT AND DEFINITION

Concepts and definitions used are in line with the manual of Recommendations for Industrial Statistics 2008, United Nations Statistics Division. The definition of manufacturing used in this survey is consistent with Malaysia Standard Industrial Classification (MSIC) 2008 Ver. 1.0.

Manufacturing is defined as the physical or chemical transformation of materials or components into new products, whether the work is performed by power-driven machines or by hand, whether it is done in a factory or in the worker's home, and whether the products are sold at wholesale or retail.





7. SAMPLING DESIGN

Sampling design of the survey is a one-stage stratified random sampling. The establishment is classified as sampling unit while a few categories of stratum was identified.

Each stratum has been set up to three substrata to ensure the distributed sample takes into account the economic characteristics of the stratum. The main substratum is heterogeneous and was fully covered. Whereas, other substratum that are homogeneous were sampled.

Main substratum include large establishments which have a significant total revenue in the respective industry while for the second and third substratum are based on small and medium enterprise (SME) categories.

8. SAMPLE SIZE

The main statistics used to estimate the sample size is the sales value. The formula used in the estimation of the sample size for a stratum is as follows:

$$n = \frac{(\sum N_i S_i)^2}{V + \sum N_i S_i^2}$$

where;

n = Sample size

N_i = Population size for stratum i

S_i^2 = Variance for stratum i

V = Desired variance

$$V = RSE^2 \cdot \left(\frac{\hat{Y}_i}{Z} \right)^2$$

where;

\hat{Y}_i = Estimated sales value for stratum

RSE = Relative standard error

Z = Value of confidence level

Sample is distributed to substratum of the industry using Neyman Allocation method as follows:

$$n_{hi} = \left(\frac{N_h S_h}{\sum N_h S_h} \right) n_i'$$

$h = 2, 3 \text{ and } 4$

$i = 1, 2, \dots k$





where;

n_{hi} = Sample size for substratum h of stratum i

N_h = Population size for substratum h

S_h = Standard deviation for substratum h

n_i = Sample size for stratum i

h = Substratum

i = Stratum

Establishments of the main substratum were fully covered while establishments of the second and third substratum were randomly selected using systematic random sampling.

9. WEIGHTED

Weighted analysis is done using sampling weight to ensure that the selected sample can reflect population survey. The weights required are the sampling design and non response weights.

The sampling design weight for the establishment at substratum h is as follows:

$$W_h = \frac{N_h}{n_h}, \quad h = 1, \dots, 4$$

where,

N_h = Total population of substratum h ; and

n_h = Total sample of substratum h





Non response weight at substratum h as below:

$$NRW_h = \frac{1}{\frac{n'_h}{n_h}}, \quad h = 1, \dots, 4$$

where,

n'_h = Number of response in sample size for substratum h

n_h = Number of sample size for substratum h

The method of calculating the sampling design weight after the survey (adjusted weight) on substratum h as below:

$$W'_h = W_h \times NRW_h, \quad h = 1, \dots, 4$$

where,

W_h = Sampling design weight at substratum h

NRW_h = Non response weight at substratum h

10. REPORTING UNIT

The reporting unit used in the survey was the **establishment**. An establishment is defined as "an economic unit engaged in one activity, under a single legal entity and operating in a single physical location". Each establishment was assigned an industry classification based on its principal activity. In the case of a multi-activity entity, units engaged in separate activities in the same location constituted distinct establishments. Thus, each branch of a multi-branch organisation at a different location was conceptually treated as a different establishment. The establishment was requested to give separate returns for each activity in terms of value. However, if in practice, the accounts were centrally kept such that it was not possible to obtain separate data for each individual unit or branch. The entity or enterprise was treated as a single reporting unit and allowed to submit a consolidated questionnaire covering all the units or branches.





11. VALUE OF SALES

The reported sales value refers to the sales value of their own products. This relates to sales of goods made on the reporting month, whether the products were produced/manufactured by the establishment during the month or in the other months previously. The sales value was net selling price (ex-factory) value relating to the quantity sold. The valuation price charged to customers were excluding:

- a. discounts or rebates;
- b. Charges for carriage outwards;
- c. commissions to selling agents;
- d. all other charges such as excise duties paid, sales tax collected by the factory on behalf of the government; and
- e. Installation, repairs and construction charges.

12. NUMBER OF PAID EMPLOYEES

Number of paid employees cover as follows:

- a. Paid employees (full-time) - Refers to those who work for at least 6 hours a day and 20 days a month; and
- b. Paid employees (part-time) - Refers to all paid workers who work for less than 6 hours a day and/or less than 20 days a month.

13. SALARIES & WAGES PAID

Salaries & wages paid refers to all cash payments, including bonuses, commissions, overtime wages, cost of living allowances and other allowances made to all employees during the reference month. The employees' contribution to Employees' Provident Fund (EPF) and Social Security Organisation (SOCSO) is included but the employer's contribution is excluded. Allowances to working proprietors, working partners and unpaid family workers and severance and termination pay are not included.

14. CONFIDENTIALITY REQUIRED

The survey is conducted under the provisions of the Statistics Act 1965 (Revised-1989). The Act stipulates that the contents of individual returns are CONFIDENTIAL. In conformity with the stipulations of this Act, only aggregated figures are published.





15. REVISIONS

Revisions will be made to the published figures based on the latest data available.

16. ROUNDING

The sum of the component figures may not tally with the sub-total or total figures due to rounding.

17. SYMBOLS AND ABBREVIATIONS

The following symbols have been used throughout the publication:-

n.e.c.: not elsewhere classified

RM : Malaysian Ringgit

18. SEASONAL ADJUSTMENT

Time-series data are very useful for economists, policy & decision makers and time-series analysts to identify the important features of economic series such as direction, turning point and consistency between other economic indicators. Sometimes this feature is difficult to observe because of seasonal movements. Thus, if the seasonal effect can be removed, the behaviour of the series would be better viewed. The estimation and removal of the seasonal effects is called seasonal adjustment.

Seasonal adjustment is a process to identify and to remove the regular within-a-year seasonal pattern, which may also include the influences of moving holidays and working/trading days effect in each period. The ultimate objective of the process is to highlight the underlying trends and short-term movements in the series.

In Malaysia, most of the time series data are affected by seasonal effects. Hence, to eliminate the seasonal effect as well as to seasonally adjust the Malaysian economic time series data, a standard seasonal adjustment package, X-12 ARIMA was used by Department of Statistics, Malaysia. Malaysian economic time series data also often affected by major religious festivals such as Eid-ul Fitr for Muslims, Chinese New Year to the Chinese and the Indian Deepavali. These festivals' dates are fixed according to the lunar year but vary according to the Gregorian calendar. Therefore, to estimate and remove moving holiday effect from time-series data, a procedure was developed, namely Seasonal Adjustment for Malaysia (SEAM).

