



MEDIA STATEMENT

MINISTRY OF ECONOMY
DEPARTMENT OF STATISTICS MALAYSIA

Block C6 & C7, Complex C,
Federal Government Administrative Centre, Precinct 1,
62514 Federal Territory of Putrajaya
Telephone : 03 - 8090 4681

LABOUR FORCE STATISTICS, MALAYSIA, JULY 2025

The unemployment rate in July 2025 remained at 3.0 per cent, registering 521.6 thousand unemployed

PUTRAJAYA, SEPTEMBER 10, 2025 – The unemployment rate in July 2025 remained at 3.0 per cent, registering 521.6 thousand unemployed, according to the Department of Statistics Malaysia (DOSM). The figures were detailed in the **Labour Force Statistics, Malaysia, July 2025** release. The report provides insights into Malaysia's labour supply, drawing from findings collected through the Labour Force Survey conducted by DOSM.

Reviewing the overall labour market performance for July 2025, Chief Statistician Malaysia, Dato' Sri Dr. Mohd Uzir Mahidin said, "The labour market sustained its positive trajectory, underpinned by continued improvements in domestic economics despite global economic uncertainty. Therefore, the number of labour force in July 2025 recorded a further increase of 0.2 per cent month-on-month, reaching 17.47 million persons (June 2025: 17.43 million persons). Meanwhile, the labour force participation rate stood at 70.8 per cent as of June 2025."

Furthermore, the number of employed persons was on an upward trend in July 2025, with a rise of 0.2 per cent to record 16.95 million persons (June 2025: 16.92 million persons). In the meantime, the number of unemployed persons during the month increased by 0.6 per cent to 521.6 thousand persons (June 2025: 518.7 thousand persons), with the unemployment rate remaining steady at 3.0 per cent, unchanged from the previous month.

According to the Chief Statistician Malaysia, 75.0 per cent of the total employed persons in July 2025 were in the employees' category. This category changed little to 12.71 million persons in July 2025, with a slight increase of 0.1 per cent (June 2025: 12.69 million persons). In addition, the number of own-account workers experienced

a growth of 0.4 per cent to 3.21 million persons, as compared to 3.20 million persons in the previous month.

In terms of economic sectors, the number of employed persons in the Services sector sustained its favourable momentum during the month, particularly in Wholesale & retail trade; Accommodation and food & beverage services; as well as Information & communication activities. On the same note, the Manufacturing, Construction, Agriculture, and Mining & quarrying sectors also recorded positive growth in employment.

Dato' Sri Dr. Mohd Uzir Mahidin also added that the number of persons working less than 30 hours per week registered a decrease of 1.0 per cent to 240.5 thousand persons during the month (June 2025: 243.1 thousand persons). Likewise, the number of persons working less than 30 hours per week but willing and able to work additional hours, or classified as time-related underemployment, fell by 2.1 per cent to 134.8 thousand persons, recording a time-related underemployment rate of 0.8 per cent (June 2025: 137.6 thousand persons; 0.8%).

Elaborating further on the unemployment situation in July 2025, the Chief Statistician Malaysia stated that 79.8 per cent of the total unemployed persons in July 2025 were those who were available for work and were actively seeking jobs, or actively unemployed. The number of actively unemployed expanded by 0.4 per cent to 416.2 thousand persons (June 2025: 414.4 thousand persons). Within this group, those who were unemployed for less than three months comprised 64.3 per cent, while those who were in long-term unemployment for more than a year encompassed 5.1 per cent. Similarly, those who believed there were no jobs available, or the inactively unemployed, also increased by 1.1 per cent to 105.5 thousand persons compared to last month (June 2025: 104.3 thousand persons).

Additionally, the unemployment rate for youth aged 15 to 24 years stood at 10.2 per cent, with 298.9 thousand unemployed youths in July 2025 (June 2025: 297.5 thousand persons). Likewise, the unemployment rate for youth aged 15 to 30 remained at 6.2 per cent, registering the number of 399.0 thousand unemployed youths (June 2025: 396.8 thousand persons).

The number of persons outside the labour force during the month recorded an increase of 0.2 per cent to 7.19 million persons (June 2025: 7.18 million persons). Housework/ family responsibilities was the largest component of those outside the labour force, comprising 43.7 per cent of the total, while the schooling/ training category represented 40.8 per cent.

Concluding the statement, Malaysia's labour market is expected to remain stable, inclusive, and resilient, with positive prospects in the coming months. Despite external challenges, strong domestic economic fundamentals, strategic investments, and

proactive government policies are predicted to continue supporting employment growth. A focus on upskilling, innovation, and the green economy will be key drivers to ensure Malaysia's labour market remains globally competitive.

ASEAN-Malaysia 2025 Chairmanship: The Department of Statistics Malaysia (DOSM) will chair the 15th ASEAN Community Statistical System Committee (ACSS15) which aims to strengthen the statistical cooperation towards sustainable regional development.

Malaysia, for the first time, ranked as number one (1) globally in the biennial Open Data Inventory (ODIN) 2024/25 report released by Open Data Watch (ODW), surpassing 197 other countries. This achievement marks a significant leap from its 67th position in the ODIN 2022/23 assessment.

The Government of Malaysia has declared October 20th as National Statistics Day (MyStats Day), with the theme 'Statistics is the Essence of Life'. Meanwhile, the Fourth World Statistics Day will be celebrated on 20th October 2025, with the theme 'Driving Change with Quality Statistics and Data for Everyone'.

OpenDOSM NextGen is a medium that provides data catalogue and visualisations to facilitate users' analysis and can be accessed through <https://open.dosm.gov.my>.

Chart 1: Employed persons, Malaysia, January - July^{*}, October - December 2024, and January - July 2025

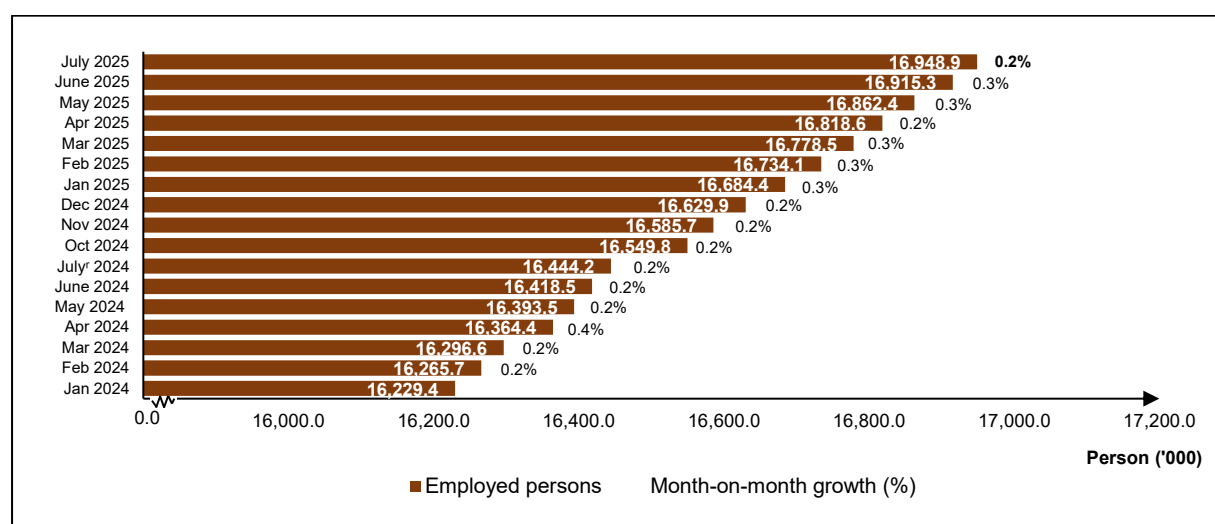


Chart 2: Unemployment, Malaysia, January - July^r, October - December 2024, and January - July 2025

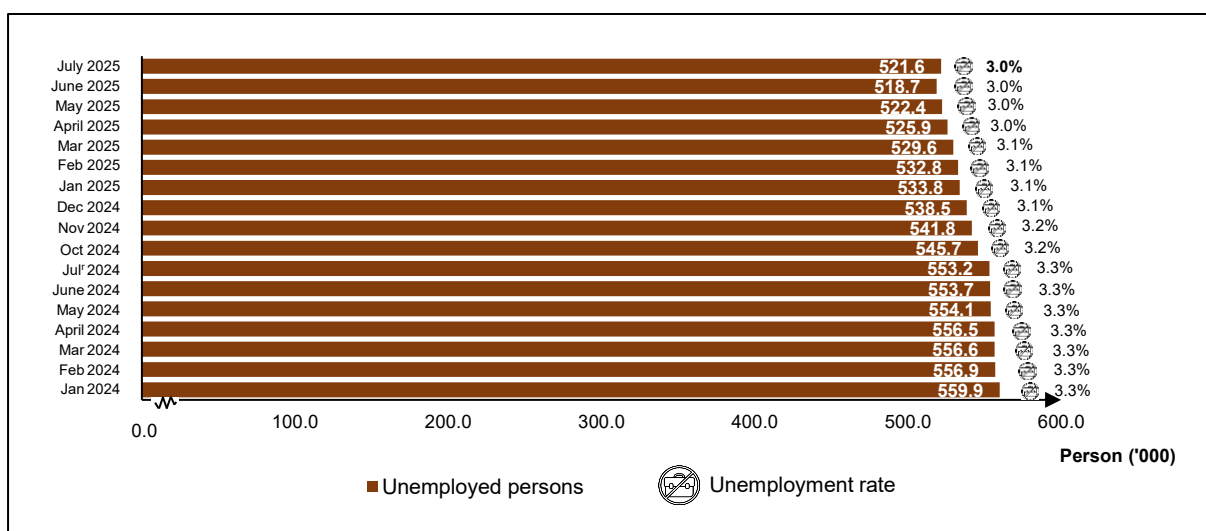
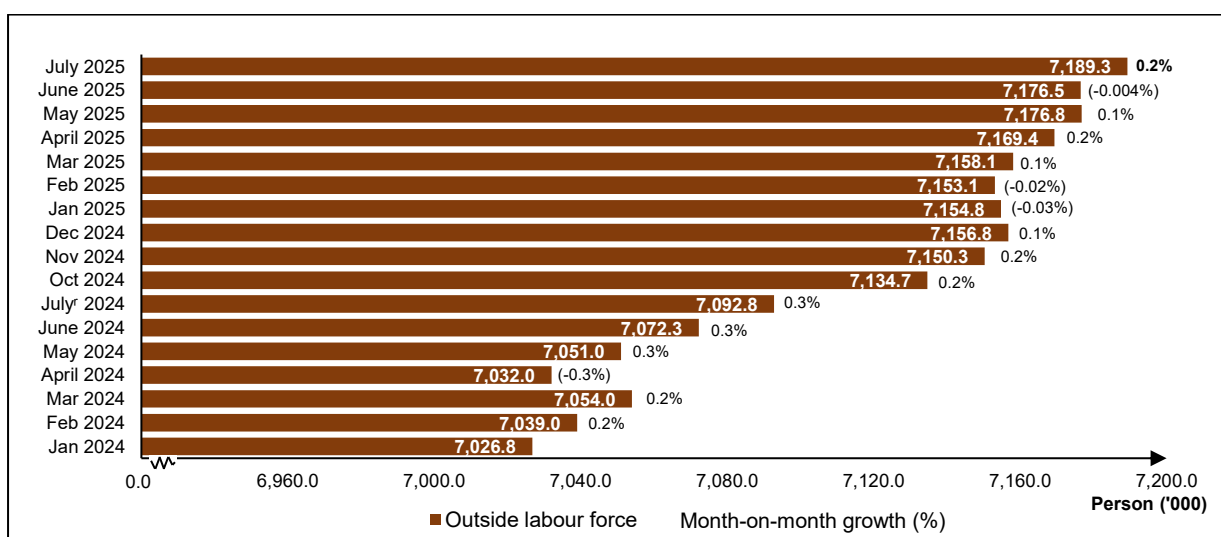


Chart 3: Outside labour force, Malaysia, January - July^r, October - December 2024, and January - July 2025



Note:

1. The Labour Force Survey indicators from January 2024 onwards are estimated based on the Population and Housing Census of Malaysia 2020
2. ^r Revision based on the current population estimates from the Population and Housing Census of Malaysia 2020

Released by:

THE OFFICE OF CHIEF STATISTICIAN MALAYSIA

DEPARTMENT OF STATISTICS MALAYSIA

10th SEPTEMBER 2025