



MEDIA STATEMENT

MINISTRY OF ECONOMY
DEPARTMENT OF STATISTICS MALAYSIA

Block C6 & C7, Complex C,
Federal Government Administrative Centre, Precinct 1,
62514 Federal Territory of Putrajaya
Telephone : 03 - 8090 4681

EMPLOYMENT STATISTICS, MALAYSIA FIRST QUARTER OF 2025

***Malaysia's labour demand continues to expand by 1.4 per cent in Q1 2025,
recording 9.06 million jobs***

PUTRAJAYA, MAY 15, 2025 – Malaysia's labour demand continues to expand by 1.4 per cent in Q1 2025, recording 9.06 million jobs, the Department of Statistics Malaysia (DOSM) reported today in the release of **Employment Statistics, First Quarter of 2025**. These statistics were published in the report based on the Employment Survey conducted on registered businesses in the private sector. The report presents the labour demand statistics, encompassing the number of jobs, filled jobs, jobs vacancy and jobs created indicators by skills category and economic activity.

Commenting on the findings of the release today, the Chief Statistician of Malaysia, Dato' Sri Dr. Mohd Uzir Mahidin said, "The number of jobs uptick by 1.4 per cent or equivalent to 127.0 thousand jobs during the first quarter of 2025 registering 9.06 million jobs as compared to the corresponding quarter last year (Q1 2024: 8.94 million). This aligns with the prevailing economic performance in Malaysia which is projected to continue to improve supported by resilient domestic demand. Out of the total jobs, 97.9 per cent jobs were filled while the other 2.1 per cent was vacant."

Dato' Sri Dr. Mohd Uzir Mahidin also remarked that the number of filled jobs rose by 1.4 per cent year-on-year, reaching 8.87 million jobs in this quarter as compared to 8.75 million in Q1 2024. All sectors contributing positively to the overall growth in filled jobs with the Services sector led with the highest growth of 1.8 per cent. This was followed by the Manufacturing and Construction sectors at 1.5 per cent and 0.5 per cent respectively. Disaggregating the filled jobs by economic activity, the Services sector dominated by 52.8 per cent or 4.69 million jobs, followed by Manufacturing sector with 26.9 per cent (2.38 million jobs), outpacing Construction (14.1%; 1.25 million jobs). In

terms of distribution by skills category, majority of the filled jobs were in the semi-skilled category with 5.55 million filled jobs representing 62.5 per cent of the total. This was followed by the skilled category, accounted for 2.23 million filled jobs (25.2%) and the low-skilled which comprises 1.09 million filled jobs (12.3%).

Providing a detailed explanation of the current labour demand situation, the Chief Statistician stated, “Jobs vacancy during this quarter edged up by 1.2 per cent year-on-year to record 194.1 thousand up from 191.9 thousand in Q1 2024. Looking at the breakdown by economic activities, the Manufacturing sector retained its position as the primary driver in jobs vacancy with 57.3 per cent particularly in the Electrical, electronic, and optical products sub-sector (33.9 thousand), followed by Petroleum, chemical, rubber and plastic products (20.2 thousand). Adding to this, the Agriculture and Construction sectors reported 31.8 thousand (16.4%) and 25.4 thousand (13.1%) vacancies respectively. In terms of jobs vacancy by skills category, the semi-skilled category accounted with largest share of 56.3 per cent (109.2 thousand). Meanwhile, skilled and low-skilled categories at 24.4 per cent (47.4 thousand) and 19.3 per cent (37.5 thousand) respectively.

Moving on to the performance of jobs created, there were a total of 33.2 thousand jobs created, up from 32.1 thousand in the same quarter of the preceding year, indicating 3.4 per cent year-on-year rise. The rise in jobs created especially in skilled and semi-skilled categories may encourage individuals to pursue higher education and specialised training, building a workforce with expertise and innovation. Analysing by skills category, the semi-skilled category emerged as the largest contributor for jobs created with 62.5 per cent (20.8 thousand), followed by the skilled (26.9%; 8.9 thousand) and low-skilled category (10.6%; 3.5 thousand). Evaluating the performance by economic activity, the Services sector was a major contributor with 16.0 thousand new jobs created (48.1%), particularly in the Wholesale and retail trade sub-sector with 8.8 thousand jobs created. On the other hand, Manufacturing sector saw a creation of 12.1 thousand new jobs (36.5%) mainly in the Electrical, electronic and optical products sub-sector, which generated 4.2 thousand new jobs. Meanwhile, the Construction sector recorded a total of 3.6 thousand new jobs (10.8%).”

Summarising his statement, Dato’ Sri Dr. Mohd Uzir Mahidin stated that Malaysia’s labour demand poised for steady growth, reinforcing the nation’s ambition to strengthen its economic foundation and achieve sustainable growth. He also noted that Manufacturing sector played a pivotal role in driving labour demand growth as highlighted in the Monthly Manufacturing Statistics, which reported a 1.1 per cent year-on-year increase in the number of persons engaged in the sector during the quarter. This trend aligns with the objectives of the New Industrial Master Plan 2030 (NIMP 2030), which aims to drive employment growth and enhance workforce capabilities within the Manufacturing sector.

Malaysia's growing labour demand reflects significant progress across key industries, addressing current employment needs while preparing the workforce to excel in a competitive global economy.

ASEAN-Malaysia 2025 Chairmanship: The Department of Statistics Malaysia (DOSM) will chair the 15th ASEAN Community Statistical System Committee (ACSS15) which aims to strengthen the statistical cooperation towards sustainable regional development.

Malaysia has, for the first time, successfully recorded the top position globally in the biennial Open Data Inventory (ODIN) 2024/25 report released by Open Data Watch (ODW), surpassing 198 other countries. This achievement marks a significant leap from its 67th position in the ODIN 2022/23 assessment.

The Government of Malaysia has declared October 20th as National Statistics Day (MyStats Day), with the theme 'Statistics is the Essence of Life.' Meanwhile, the Fourth World Statistics Day will be celebrated on 20th October 2025, with the theme 'Driving Change with Quality Statistics and Data for Everyone'.

OpenDOSM NextGen is a medium that provides data catalogue and visualisations to facilitate users' analysis and can be accessed through <https://open.dosm.gov.my>.

Chart 1: Jobs, Rate of Filled Jobs and Rate of Vacancies, Q1 2022 – Q1 2025

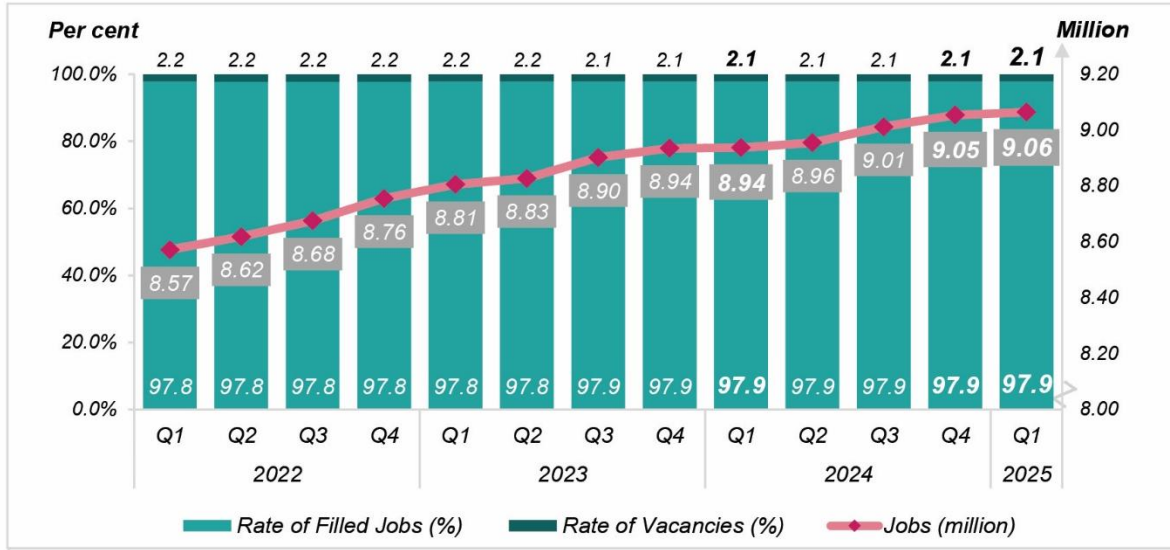


Chart 2: Jobs Created, Q1 2022 – Q1 2025

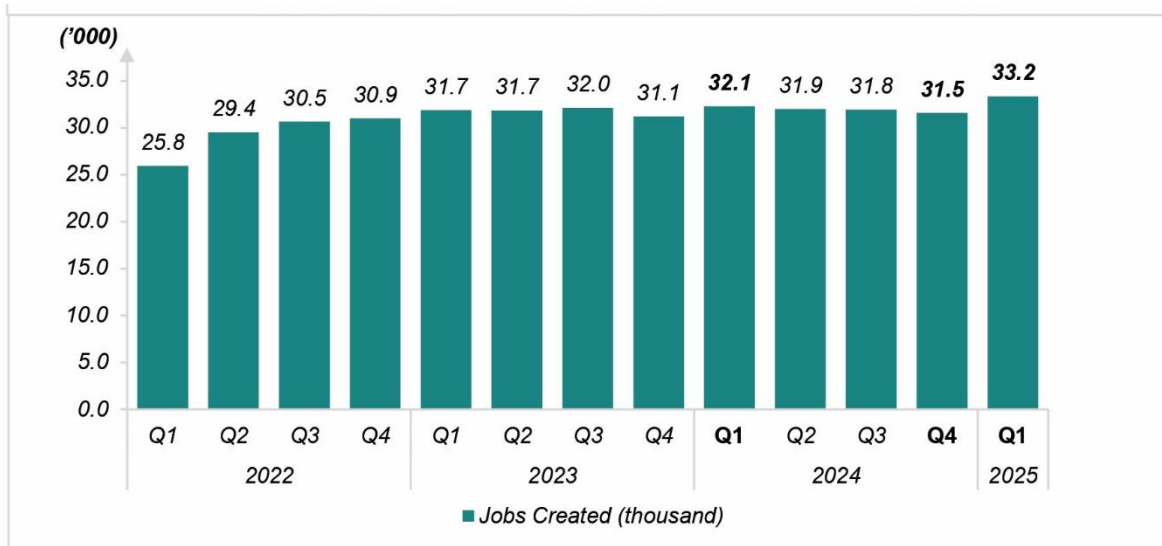
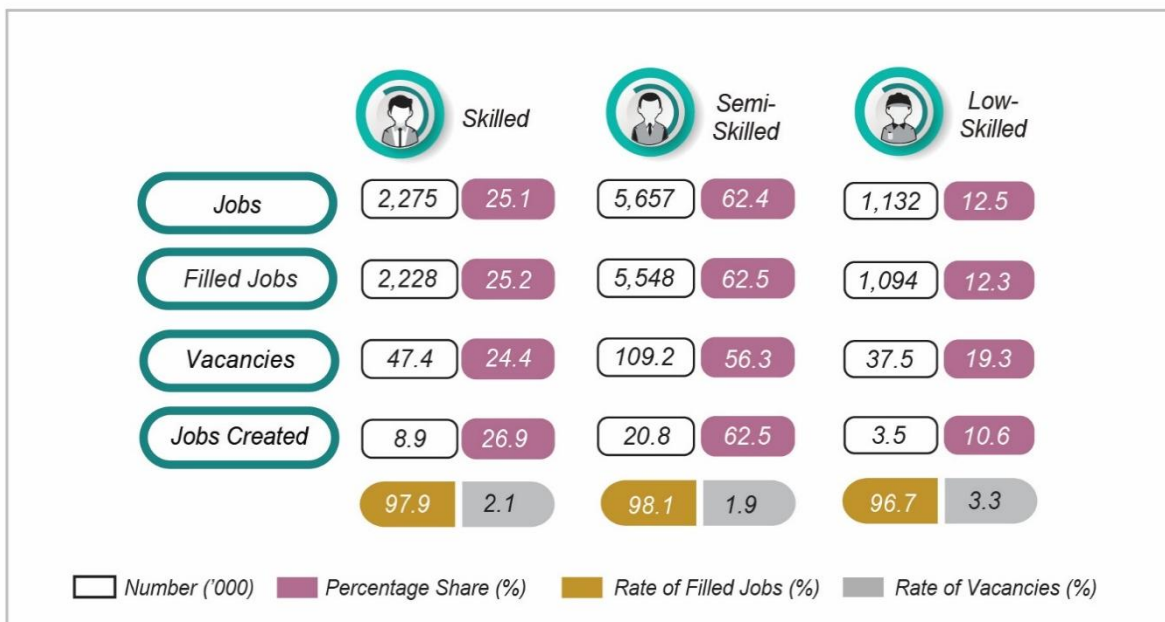


Chart 3: Labour Demand by Economic Activity, Q1 2025 (% Share)



Exhibit 1: Labour Demand by Skills Category, Q1 2025 (% Share)



Released by:

THE OFFICE OF CHIEF STATISTICIAN MALAYSIA
DEPARTMENT OF STATISTICS MALAYSIA
15th MAY 2025