



## MEDIA STATEMENT

MINISTRY OF ECONOMY  
DEPARTMENT OF STATISTICS MALAYSIA

Block C6 & C7, Complex C,  
Federal Government Administrative Centre, Precinct 1,  
62514 Federal Territory of Putrajaya  
Telephone : 03 - 8090 4681

### **EMPLOYMENT STATISTICS, MALAYSIA FOURTH QUARTER OF 2024**

***A total of 9.05 million jobs were recorded in the economic sector during the fourth quarter of 2024, reflecting 1.3 per cent year-on-year growth***

**PUTRAJAYA, FEBRUARY 13, 2025** – A total of 9.05 million jobs were recorded in the economic sector during the fourth quarter of 2024, reflecting 1.3 per cent year-on-year growth, the Department of Statistics Malaysia (DOSM) reported today in the release of **Employment Statistics, Fourth Quarter of 2024**. These statistics were published in the report based on the Employment Survey conducted on registered businesses in the private sector. The report presents the labour demand statistics, encompassing the number of jobs, filled jobs, jobs vacancy and jobs created indicators by skills category and economic activity.

Explaining the release today, the Chief Statistician Malaysia, Dato' Sri Dr. Mohd Uzir Mahidin said, "In the fourth quarter of 2024, jobs in the economic sector rose by 1.3 per cent or equivalent to 119.1 thousand to record 9.05 million jobs (Q4 2023: 8.94 million). This indicates that Malaysia has sustained its positive economic expansion in improving labour participation across industries, to meet the current labour demand needs. Of this total, 97.9 per cent jobs were filled while the remaining 2.1 per cent was vacant.

Adding to this, the Chief Statistician stated that the number of filled jobs also increased by 1.3 per cent year-on-year, with 8.86 million jobs compared to 8.74 million in Q4 2023. The positive growth was mainly driven by Services sector with a growth of 1.6 per cent, followed by Manufacturing and Agriculture sector at 1.4 per cent and 1.1 per cent respectively. Breaking down the filled jobs by economic activity, the Services sector dominated with 52.7 per cent or equivalent to 4.67 million jobs, followed by Manufacturing (2.39 million; 27.0%) and Construction (1.25 million; 14.1%). By skills category, filled jobs

in the semi-skilled category were 5.55 million jobs (62.7%), followed by the skilled category with 2.22 million jobs (25.0%), and low-skilled category with 1.09 million jobs (12.3%).”

Elaborating further on the current labour demand situation, the Chief Statistician said, “Jobs vacancy in this quarter showed an increase of 1.8 per cent, bringing the total vacancies to 193.6 thousand (Q4 2023: 190.2 thousand). Across economic activity, more than half of vacancies were recorded in the Manufacturing sector with 110.5 thousand vacancies (57.0%), primarily in the Electrical, electronic, and optical products sub-sector with 34.3 thousand vacancies. This was followed by the Agriculture and Construction sectors with 31.9 thousand (16.5%) and 25.7 thousand vacancies (13.3%) respectively. Delving into jobs vacancy by skills category, the semi-skilled category accounted for the largest share of 56.0 per cent (108.5 thousand), followed by the skilled at 24.6 per cent (47.6 thousand) and low-skilled category at 19.4 per cent (37.5 thousand).

Moving on to the jobs created, a slight increase was observed in the fourth quarter of 2024, with 31.5 thousand new jobs generated compared to 31.1 thousand in the same quarter of the previous year. On annual basis, jobs created edged up by 0.6 per cent to record 127.2 thousand new jobs in 2024 as compared to 2023 (126.5 thousand). The expansion of jobs created was in tandem with the growing demand for labour, driven by ongoing industry growth and infrastructure development. Among the total jobs created in Q4 2024, majority of the new jobs were in the semi-skilled category, accounting for 62.6 per cent (19.7 thousand), followed by the skilled (26.8%; 8.4 thousand) and low-skilled category (10.6%; 3.3 thousand). By economic activity, the Services sector signifies a notable contribution with 15.7 thousand jobs created (49.9%), led by the Wholesale and retail trade sub-sector, which created 9.1 thousand new jobs. Moreover, there were 11.0 thousand new jobs (34.9%) in the Manufacturing sector, particularly in the Electrical, electronic, and optical products sub-sector, which posted 4.0 thousand new jobs. Meanwhile, the Construction sector accounted for 3.4 thousand new jobs (10.7%).”

Summarising his statement, Dato’ Sri Dr. Mohd Uzir Mahidin highlighted that Malaysia demonstrates a growing economy with a stable labour market performance during this quarter. This was also portrayed by a low unemployment rate of 3.1 per cent as reported in the Labour Force Statistics, December 2024. The stability in labour demand also indicates that industry experience steady labour force availability and job seekers have greater employment opportunities and thus making the overall economic outlook in 2025 remains positive.

***Embargo: Only to be published or disseminated at 1200 hours, Thursday, February 13<sup>th</sup>, 2025***

*The Department of Statistics Malaysia (DOSM) has launched OpenDOSM NextGen as a medium that provides data catalogue and visualisations to facilitate users' analysis and can be accessed through <https://open.dosm.gov.my>.*

*The Government of Malaysia has declared National Statistics Day (MyStats Day) on October 20<sup>th</sup>. MyStats Day theme is “Statistics is the Essence of Life”.*

Exhibit 1: Employment Statistics, Q4 2021 – Q4 2024

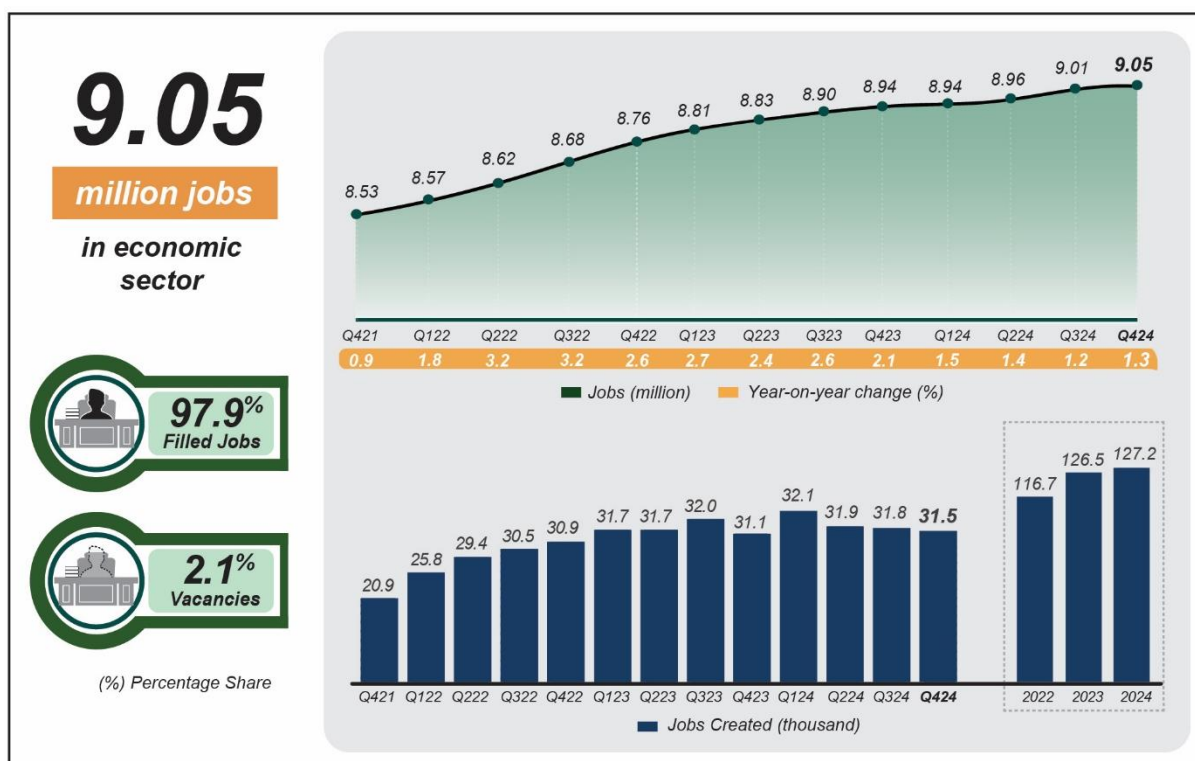
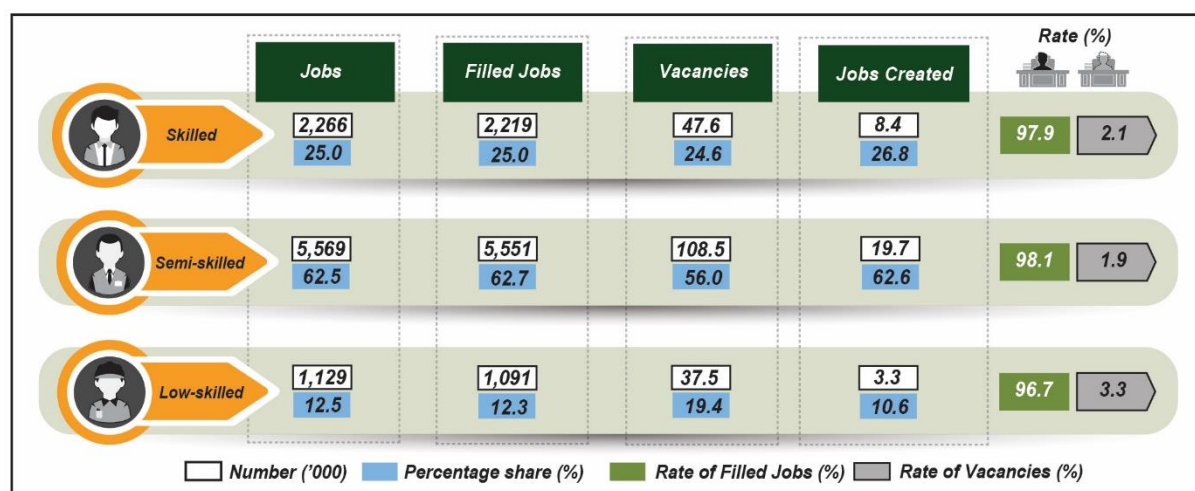
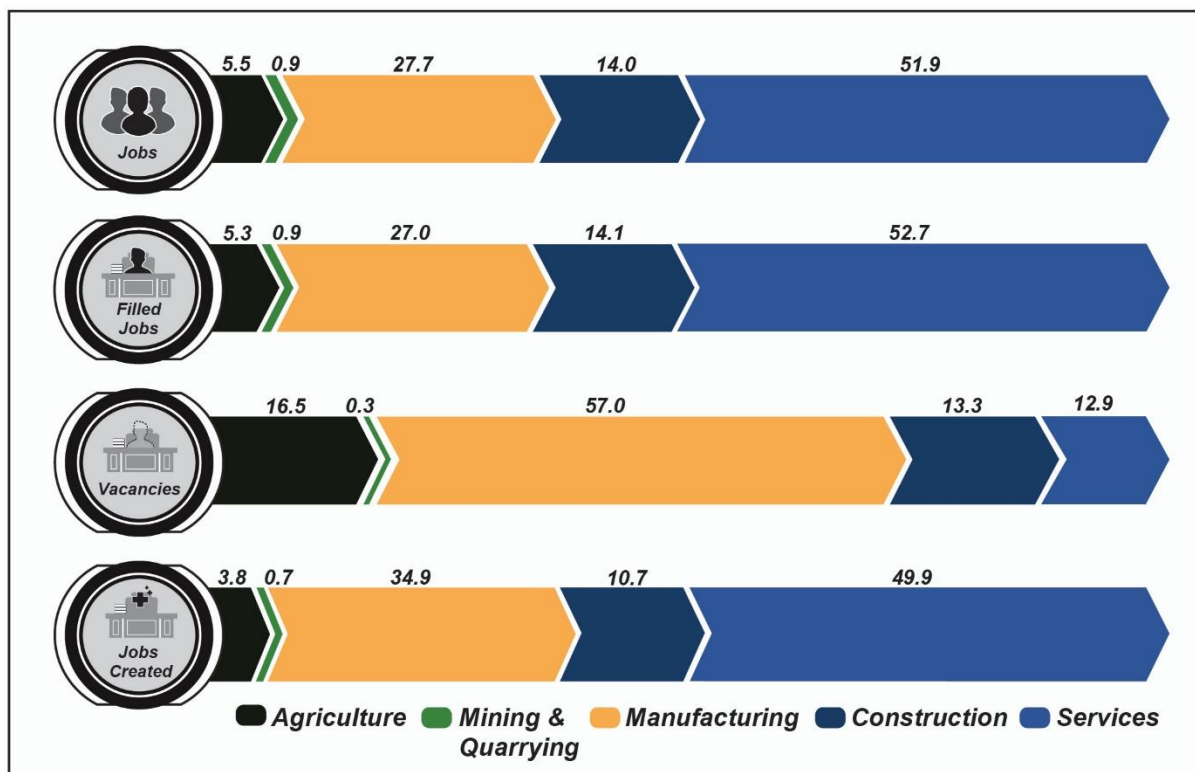


Exhibit 2: Labour Demand by Skills, Q4 2024



**Exhibit 3: Labour Demand by Economic Activity, Q4 2024 (% Share)**



Released by:

**THE OFFICE OF CHIEF STATISTICIAN MALAYSIA**  
**DEPARTMENT OF STATISTICS MALAYSIA**  
**13<sup>th</sup> FEBRUARY 2025**