

Embargo: Only to be published or disseminated at 1200 hour, Tuesday, December 24th 2024

MEDIA STATEMENT



MINISTRY OF ECONOMY
DEPARTMENT OF STATISTICS MALAYSIA

Block C6 & C7, Complex C,
Federal Government Administrative Centre, Precinct 1,
62514 Federal Territory of Putrajaya
Telephone : 03 - 8090 4681

BUMIPUTERA STATISTICS 2024

Bumiputera Labour Force Participation Rate Registered 67.2 per cent in 2023

PUTRAJAYA, DECEMBER 24, 2024 – In a step towards fostering informed policy decisions, the Department of Statistics Malaysia (DOSM) has today published the **BUMIPUTERA STATISTICS 2024**, a comprehensive report that provides information on the social and economic landscape of Malaysia’s Bumiputera community. This publication covers a wide range of statistics, including demographics, employment, household income and expenditure, health, tourism, registered professions, welfare, and real estate from 2016 to 2024. The data, sourced from multiple ministries, agencies, and DOSM’s publications, offers a vital resource for policymakers, businesses, and researchers alike.

Dato' Sri Dr. Mohd Uzir Mahidin, Chief Statistician of Malaysia highlighted, “In 2023, a total of 9.8 million **labour force** were Bumiputera, with a labour force participation rate (LFPR) of 67.2 per cent. The LFPR for Bumiputera male was particularly strong at 80.8 per cent, while the female LFPR stood at 53.4 per cent. Among employed Bumiputera, those with secondary or equivalent education constituted 56.2 percent of the labour force. Meanwhile, the contribution of those with tertiary education increased to 38.2 percent,

compared to 37.1 percent in 2022. This growth reflects Malaysia's investment in education and skills development. A knowledgeable and skilled workforce is crucial to ensuring Malaysia remains competitive in the rapidly evolving global economy," he added.

As for the **population** statistics in 2024, Dr. Mohd Uzir Mahidin stated, the Bumiputera comprises 63.3 per cent of Malaysia's total population, or 21.6 million persons. He further noted that the non-Bumiputera population accounted for 26.7 per cent, and non-citizens made up 10.0 per cent of the total population.

The report also highlights **key demographic trends** that provide insight into the social and economic dynamics of Malaysia. In 2023, the Bumiputera ethnic registered 363,102 live births compared to 344,281 live births in the previous year. The total fertility rate for Bumiputera women increased slightly to 2.1 in 2023, from 2.0 in 2022, underlining a steady population replacement level. The life expectancy for Bumiputera male in 2024 was recorded at 72.0 years, while female lived on average to 76.9 years, showcasing an improving standard of living and healthcare access.

Further commenting on **graduate statistics**, the number of Bumiputera graduates registered as of 2023 was 3.7 million persons (Male: 1.6 million; Female: 2.1 million), with graduate labour force participation rate (GLFPR) of 85.0 per cent. The GLFPR of male Bumiputera graduates in 2023 increased to 89.2 percent, compared to 88.5 percent in the previous year. Meanwhile, the GLFPR for female graduates decreased to 81.8 percent (2022: 82.4 percent).

Regarding the number of **selected Bumiputera professionals registered with professional bodies** as of 2023, there were 12,222 registered accountants, 10,057 registered lawyers, 7,880 registered dentists, 3,055 registered quantity surveyors, 1,013 registered architects, and 359 licensed land surveyors. In terms of annual growth, the number of registered Bumiputera Lawyers, licensed Bumiputera Land Surveyors, and registered Bumiputera Dentists saw double-digit growth rates of 13.7 percent, 12.2 percent, and 11.8 percent, respectively, compared to the previous year. As for the

contribution of Bumiputera professionals to the total number of registered professionals in each field in 2023, it stood at 31.2 percent for registered accountants, 39.7 percent for registered Lawyers, 55.3 percent for registered Dentists, 62.3 percent for registered Quantity Surveyors, 41.2 percent for registered Architects, and 61.8 percent for licensed Land Surveyors.

Real estate statistics from the publication reveals that the Bumiputera community's involvement in property ownership and transactions. In 2023, Bumiputera individuals accounted for 34.2 per cent of the total residential property transactions, valued at RM34.5 billion out of a total of RM100.9 billion. In the commercial property segment, Bumiputera transactions rose from RM2.1 billion in 2022 to RM2.3 billion in 2023, reflecting a steady upward trend in business and investment activities within the community.

Looking ahead, Dato' Sri Dr. Mohd Uzir stressed the importance of this data in driving sustainable development. "Understanding the socio-economic profile of the Bumiputera population is critical for crafting inclusive and forward-looking policies that can unlock the full potential of this key demographic. This data will serve as a foundation for strategies aimed at fostering more inclusive growth, ensuring that all segments of Malaysian society benefit from the nation's economic progress."

The Department of Statistics Malaysia (DOSM) has launched OpenDOSM NextGen as a medium that provides data catalogue and visualisations to facilitate users' analysis and can be accessed through <https://open.dosm.gov.my>.

The Government of Malaysia has declared National Statistics Day (MyStats Day) on October 20th. MyStats Day theme is "Statistics is the Essence of Life". DOSM commemorates its 75th Diamond Jubilee in 2024.

Chart 1: Labour Force Participation Rate (LFPR) by Sex and Ethnic Group, 2023

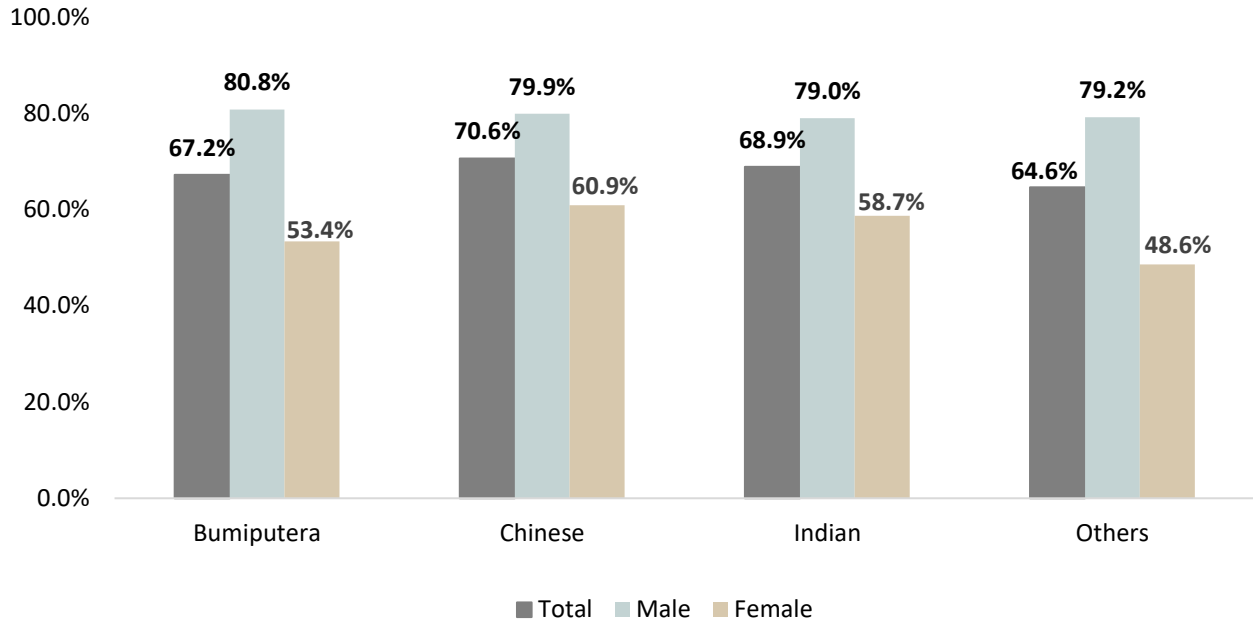


Chart 2: Percentage Share of Population by Ethnic Group, 2021 – 2024^P

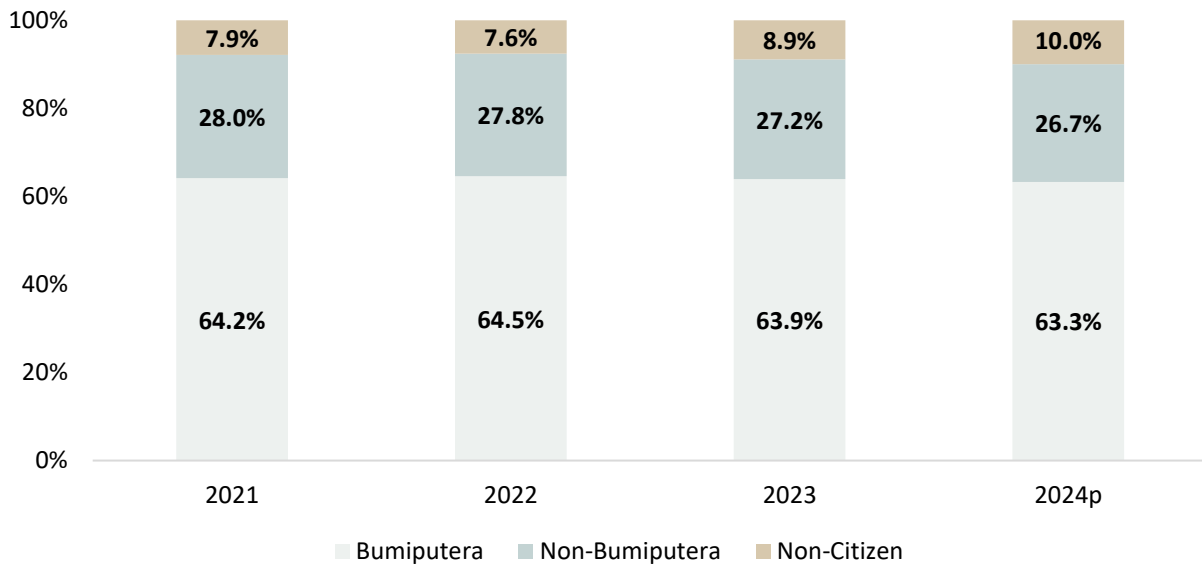


Chart 3: Life Expectancy by Sex, Age and Major Ethnic Group, 2024

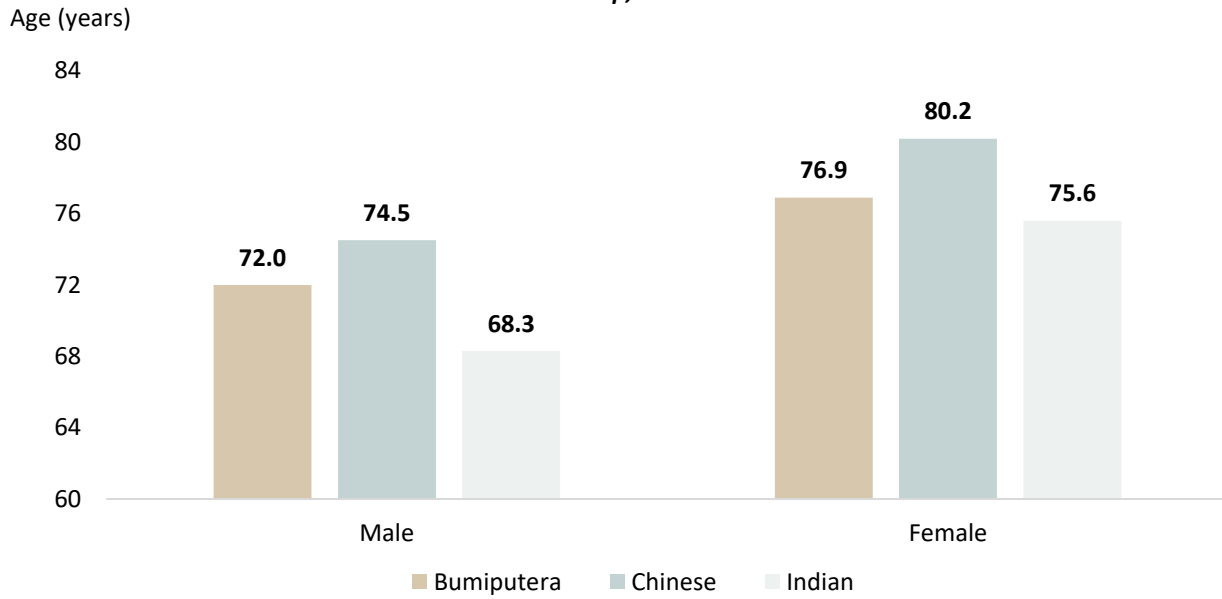


Chart 4: Percentage Share of Residential Property Transaction Volume and Value by Ethnic Group, 2023

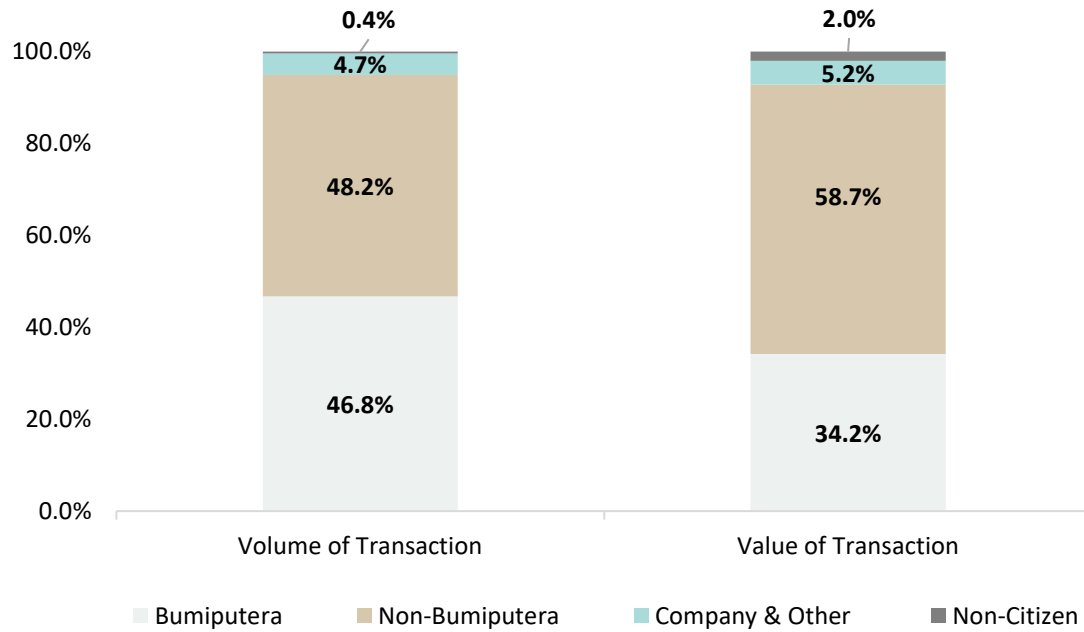
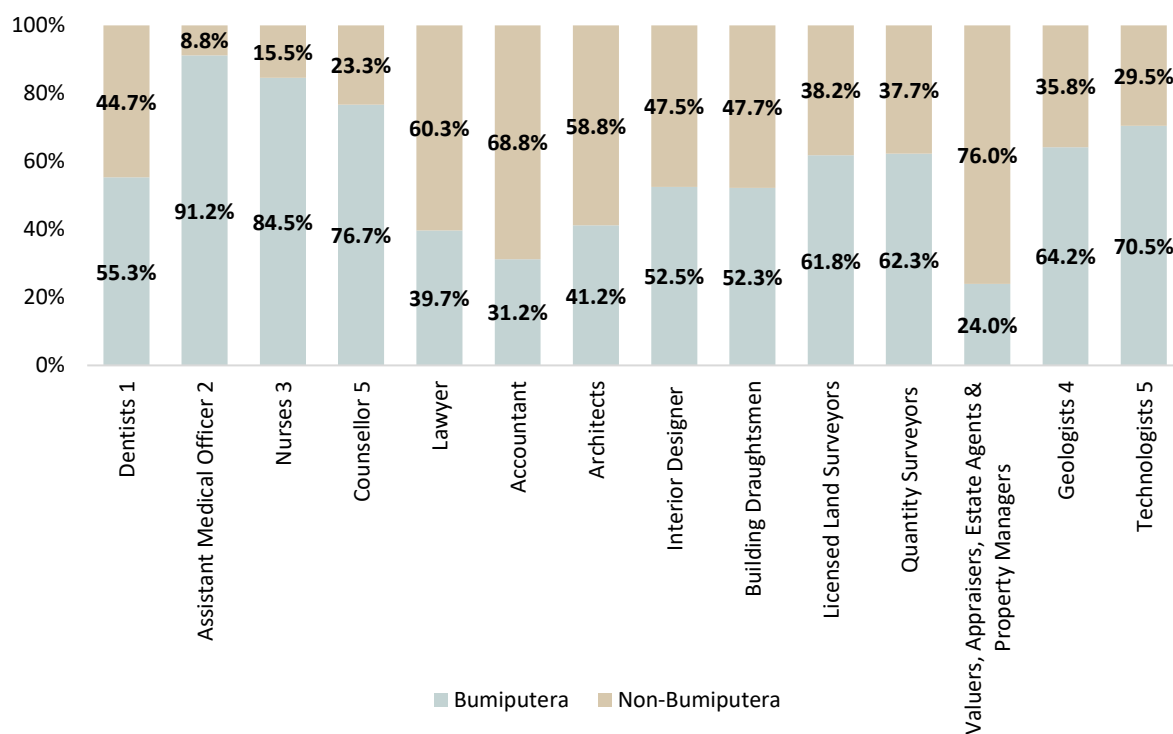


Chart 5: Participation in Selected Professional by Ethnic Group, 2023



Note:

¹ Public and Private Dentist

² Public and Private Assistant Medical Officer

³ Public and Private Registered Nurse and Community Nurse

⁴ Registered Geologist and Professional Geologist

⁵ Data is for 2024

Source:

Malaysian Dental Council: Ministry of Health Malaysia; Board of Counsellor Malaysia; Malaysian Bar Council, Sabah Law Society, The Advocates Association of Sarawak; Malaysian Institute of Accountant; Board of Architects Malaysia; Board of Land Surveyor Malaysia, Sabah Land Surveyor Board, Sarawak Land Surveyor Board; Board of Quantity Surveyors Malaysia; Board of Valuers, Appraisers, Estate Agents & Property Managers; Board of Geologist Malaysia and Board of Technologist Malaysia.

THE OFFICE OF CHIEF STATISTICIAN MALAYSIA

DEPARTMENT OF STATISTICS MALAYSIA

24 DECEMBER 2024