



## **MEDIA STATEMENT**

MINISTRY OF ECONOMY  
DEPARTMENT OF STATISTICS MALAYSIA

Block C6 & C7, Complex C,  
Federal Government Administrative Centre, Precinct 1,  
62514 Federal Territory of Putrajaya  
Telephone : 03 - 8090 4681

### **CONSUMER PRICE INDEX, MALAYSIA NOVEMBER 2024**

#### ***Malaysia's inflation inclined 1.8 per cent in November 2024***

**PUTRAJAYA, 20 December 2024** - Malaysia's inflation inclined 1.8 per cent in November 2024 with the index points stood at 133.3 as against 130.9 in the same month of the previous year. The Department of Statistics Malaysia (DOSM) reported today on the release of **CONSUMER PRICE INDEX (CPI), NOVEMBER 2024**.

The increase of inflation in November 2024 was driven by a slower increase in the main groups of Health (1.2%) and Transport (0.4%). Meanwhile, inflation for Food & Beverages increased at a higher rate of 2.6 per cent as compared to 2.3 per cent in October 2024. Besides, the main group of Housing, Water, Electricity, Gas & Other Fuels also showed a higher increase in November 2024, 3.2 per cent (October 2024: 3.1%).

Chief Statistician Malaysia, Dato' Sri Dr. Mohd Uzir Mahidin informed that inflation for Information & Communication continued to decrease to a negative 3.9 per cent in November 2024 (October 2024: -1.7%). This was due to the decline in inflation for main subgroup of Information & communication services at negative 4.4 per cent (October 2024: -1.8%). Clothing & Footwear remained at a negative territory and posted negative 0.3 per cent (October 2024: -0.2%). Meanwhile, Personal Care, Social Protection & Miscellaneous Goods & Services (3.4%); Restaurant & Accommodation Services (2.8%); Recreation, Sport & Culture (2.0%); Education (1.5%); Alcoholic Beverages & Tobacco (0.8%); Furnishings, Household Equipment & Routine

*Household Maintenance (0.5%) and Insurance & Financial Services (0.5%) increased at the same rate as the previous month.*

*The Food & Beverages group which contributes 29.8 per cent of the total CPI weight increased by 2.6 per cent in November 2024 (October 2024: 2.3%). The main subgroup of Food at home increased by 0.6 per cent (October 2024: 0.6%) due to the inflation in the expenditure class of Meat which recorded an increase of 1.6 per cent (October 2024: 1.4%).*

*Chicken as the largest component (32.6%) in the expenditure class of Meat recorded an increase of 4.8 per cent (October 2024: 3.6%). Based on data collected by DOSM, the average price of Standard chicken in Malaysia for November 2024 was RM10.41 per kilogramme as compared to RM9.96 per kilogramme in November 2023 (October 2024: RM10.63). Meanwhile, the average price of Standard chicken in Peninsular Malaysia for November 2024 was RM9.69 per kilogramme as compared to RM9.17 per kilogramme in November 2023 (October 2024: RM9.68).*

*Inflation for the expenditure class of Vegetables recorded a slower increase of 1.1 per cent in November 2024 (October 2024: 2.7%). Among the vegetables that recorded a slower increase on a year-on-year basis in November 2024 were Cauliflower, 10.3 per cent (October 2024: 16.8%), Broccoli, 8.2 per cent (October 2024: 11.6%) and Lady's finger, 1.8 per cent (October 2024: 4.7%). Besides, the main subgroup of Food away from home edged up to 4.8 per cent as compared to 4.1 per cent in the previous month. Among the items that recorded a higher increase in November 2024 were Fried chicken, Cooked vegetables and Satay.*

*Furthermore, inflation for Transport eased to 0.4 per cent in November 2024 as compared to 0.7 per cent in October 2024. The increase was contributed by the main subgroup of Operation of personal transport equipment which increased 0.9 per cent in November 2024 (October 2024: 1.0%). Among the items that recorded a slower increase were Car servicing, 5.1 per cent (October 2024: 5.4%), Car wash services, 4.6 per cent (October 2024: 4.7%) and Repair of motorcycle, 3.2 per cent (October 2024: 3.6%). In addition, the subgroup of Purchase of vehicles recorded a*

decline at negative 0.6 per cent (October 2024: 0.3%) due to price reductions offered as rebates to new car buyers.

Inflation for Diesel and Unleaded petrol RON97 remained at the same rate as prior month at 15.0 per cent and negative 8.1 per cent respectively. The average price for Diesel in Peninsular Malaysia was RM2.95 per litre as compared to RM2.15 per litre in November 2023 (October 2024: RM2.95). However, the average price of Diesel for Sabah, Sarawak and Wilayah Persekutuan Labuan remained at RM2.15 per litre. In addition, the average price of Unleaded petrol RON97 in November 2024 was RM3.19 per litre as against RM3.47 per litre in November 2023 (October 2024: RM3.19).

Chief Statistician Malaysia, Dato' Sri Dr. Mohd Uzir Mahidin also added that, with regards to inflation at the state level, most of the states recorded increases below the national inflation level of 1.8 per cent. However, inflation for five states were above the national inflation level namely Pulau Pinang (2.9%), Pahang (2.4%), Selangor (2.1%), Johor (1.9%) and Sarawak (1.9%). All states registered an increase in the inflation of Food & Beverages. The highest rate was recorded by Selangor at 4.0 per cent, followed by Wilayah Persekutuan Putrajaya (3.4%), Johor (2.9%), Terengganu (2.8%), Pulau Pinang (2.6%) and Wilayah Persekutuan Kuala Lumpur (2.6%). Meanwhile, other states showed an increase below the national inflation of Food & Beverages of 2.6 per cent in November 2024.

The overall monthly inflation for November 2024 decreased 0.1 per cent as against October 2024. This is the first decline since August 2021, driven by the inflation in the main group of Information & Communication (-2.3%). This was followed by the inflation for Transport (-0.2%) and Clothing & Footwear (-0.1%). Meanwhile, core inflation increased at the same rate at 1.8 per cent in November 2024 as compared to October 2024. The increase was due to Food & Beverages (3.7%); Personal Care, Social Protection & Miscellaneous Goods & Services (3.4%) and Restaurant & Accommodation Services (2.8%).

In comparison to inflation in other selected countries, inflation in Malaysia (1.8%) was lower than inflation in Vietnam (2.8%) and Philippines (2.5%). However, the rate

**Embargo: Only to be published or disseminated at 1200 hour, Friday, 20 December 2024**

was higher than Indonesia (1.6%), Republic of Korea (1.5%), Thailand (1.0%) and China (0.2%).

The Department of Statistics Malaysia (DOSM) has launched OpenDOSM NextGen as a medium that provides data catalogue and visualisations to facilitate users' analysis and can be accessed through <https://open.dosm.gov.my>.

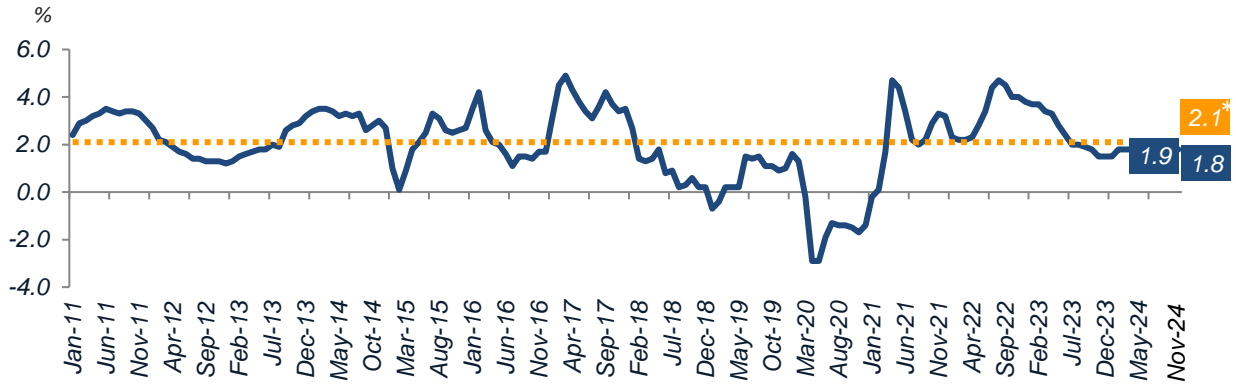
The Government of Malaysia has declared National Statistics Day (MyStats Day) on October 20<sup>th</sup>. MyStats Day theme is "Statistics is the Essence of Life". DOSM commemorates its 75<sup>th</sup> Diamond Jubilee in 2024.

Released by:

**THE OFFICE OF CHIEF STATISTICIAN MALAYSIA  
DEPARTMENT OF STATISTICS MALAYSIA  
20 DECEMBER 2024**

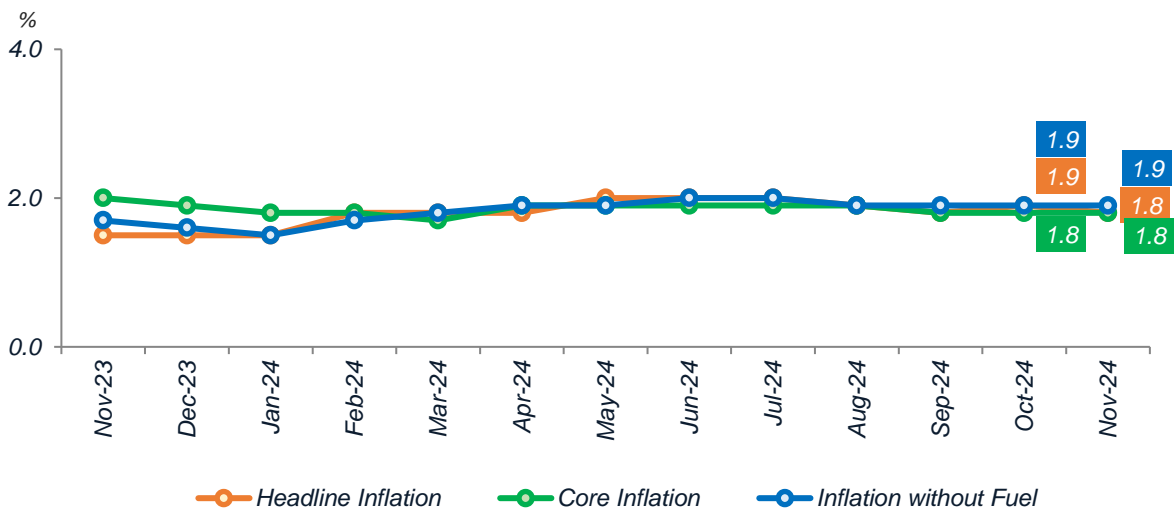
**Embargo: Only to be published or disseminated at 1200 hour, Friday, 20 December 2024**

**Chart 1** Malaysia Headline Inflation, January 2011 - November 2024

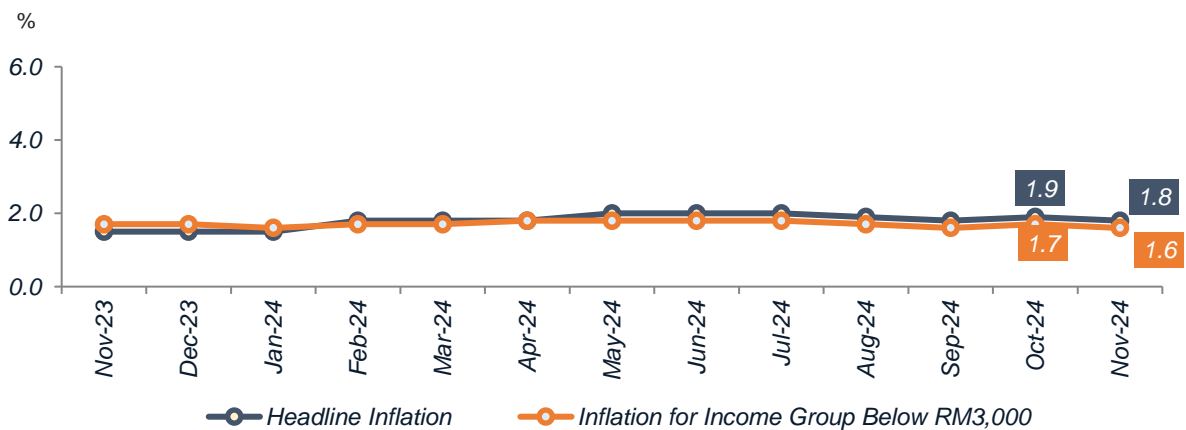


Note: \* Average inflation for the period of January 2011 to November 2024

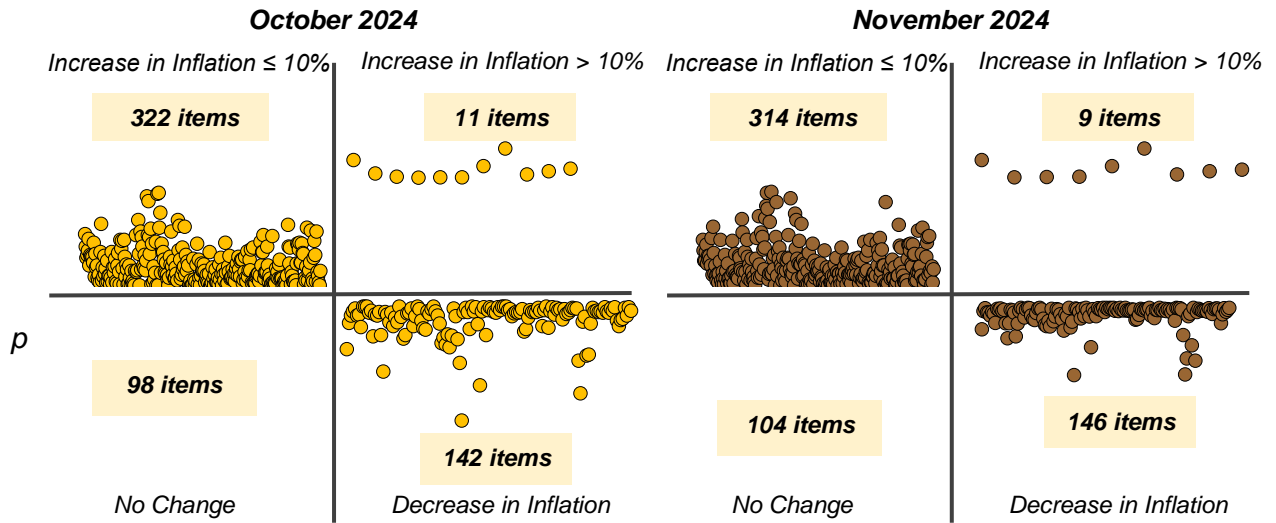
**Chart 2** Malaysia Headline Inflation, Core Inflation and Inflation without Fuel, November 2023 - November 2024



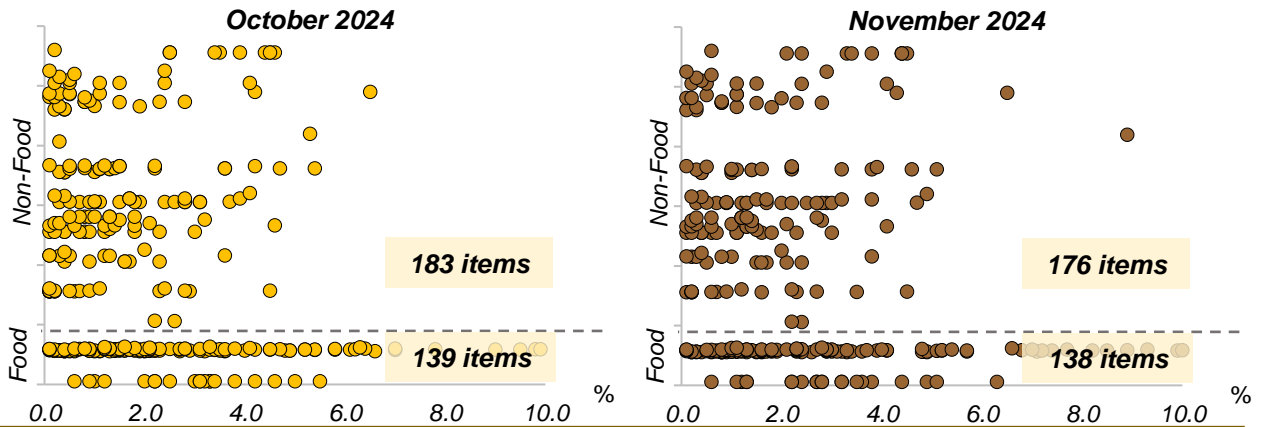
**Chart 3** Inflation for Income Group Below RM3,000, November 2023 - November 2024



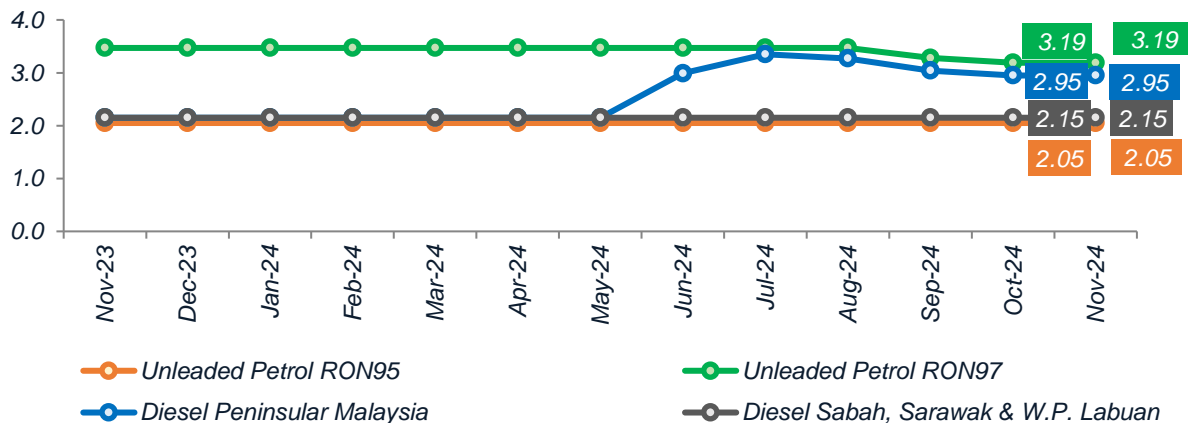
**Chart 4** Inflation by Quadrant, October 2024 & November 2024



**Chart 5** Distribution of Inflation for Food and Non-Food that Increased ≤10%, October 2024 & November 2024

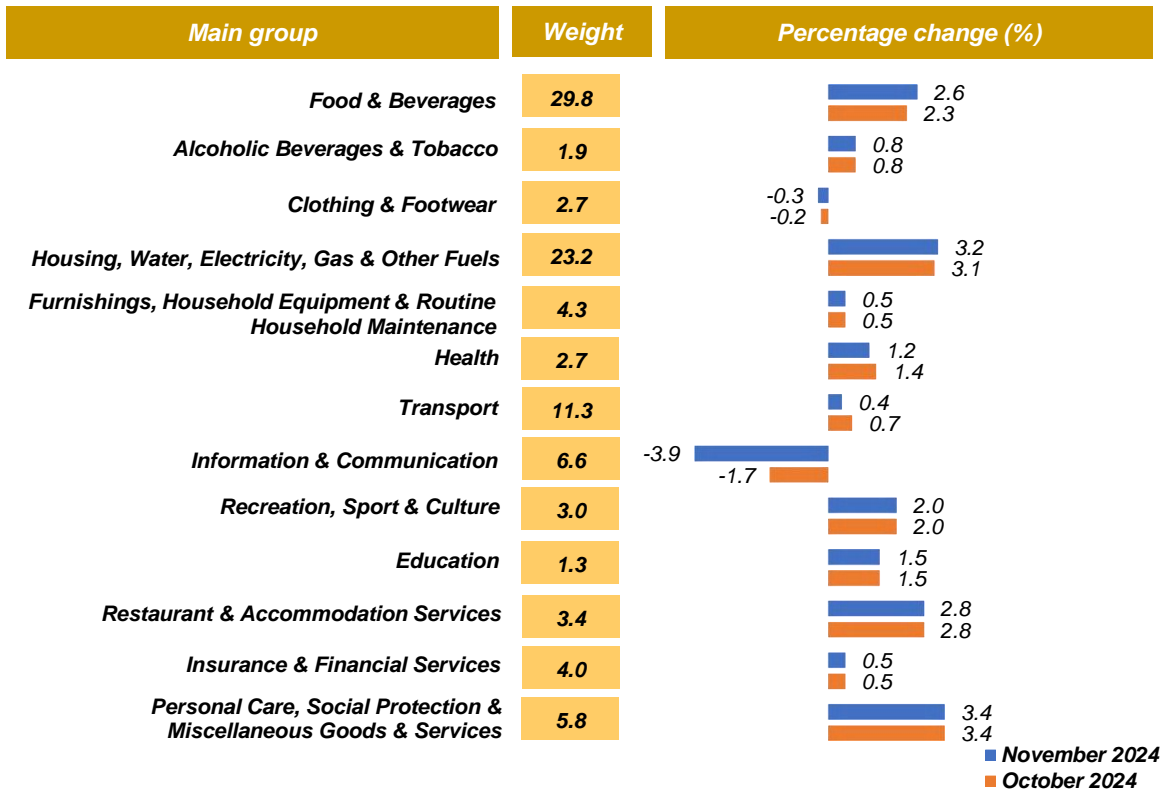


**Chart 6** Average Price of Unleaded Petrol RON95, Unleaded Petrol RON97 and Diesel, November 2023 - November 2024



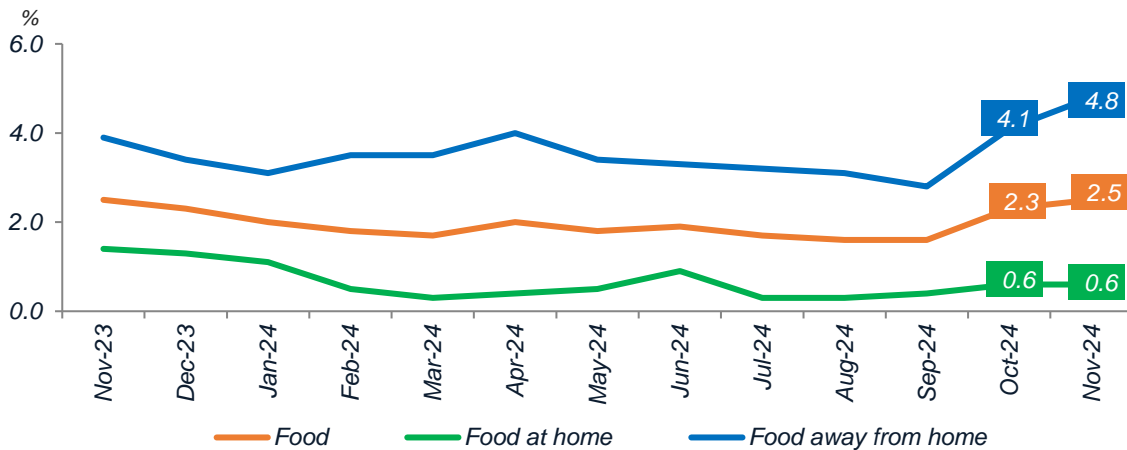
**Chart 7**

**Inflation by Main Group, October 2024 & November 2024**

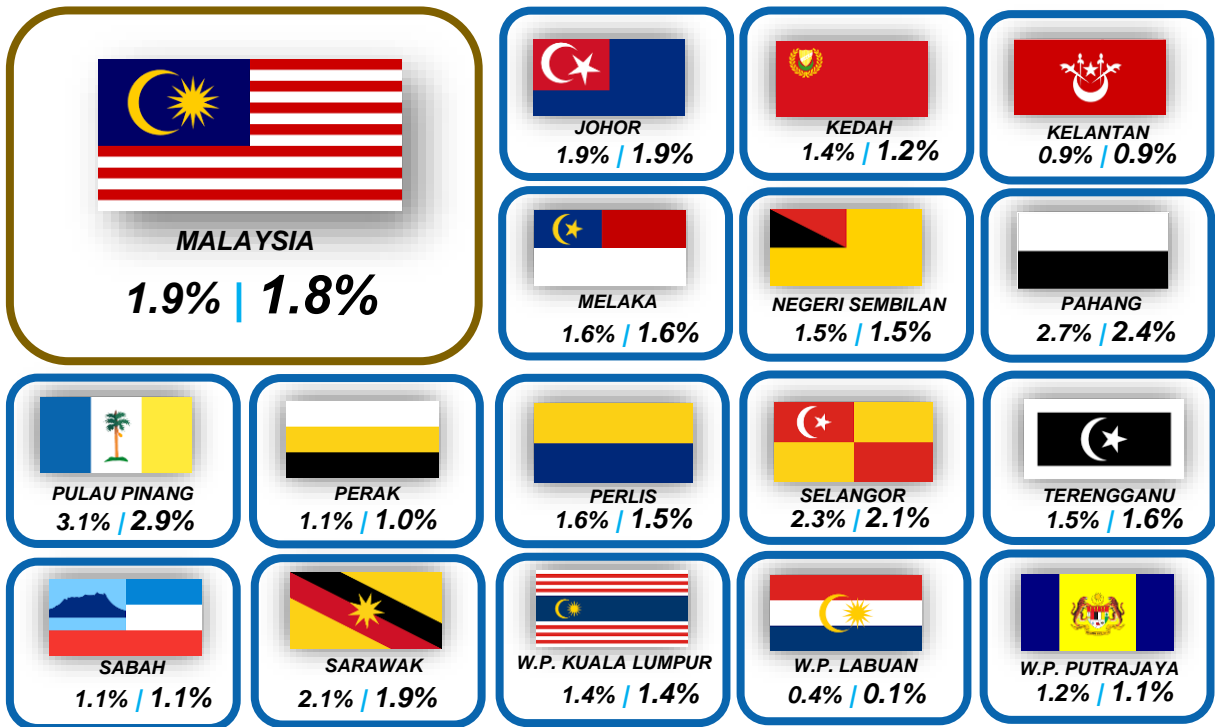


**Chart 8**

**Inflation for Food & Beverages, November 2023 - November 2024**



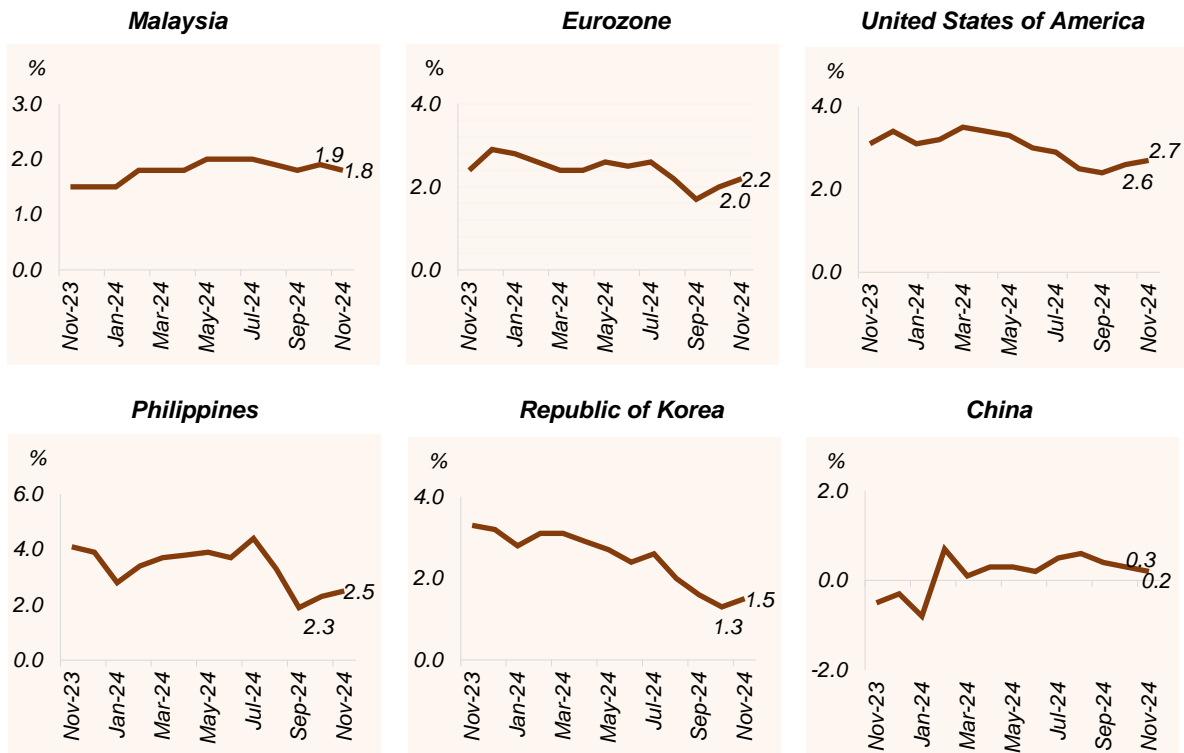
**Chart 9** Inflation by State, October 2024 & November 2024



Note: W.P. refers to Wilayah Persekutuan

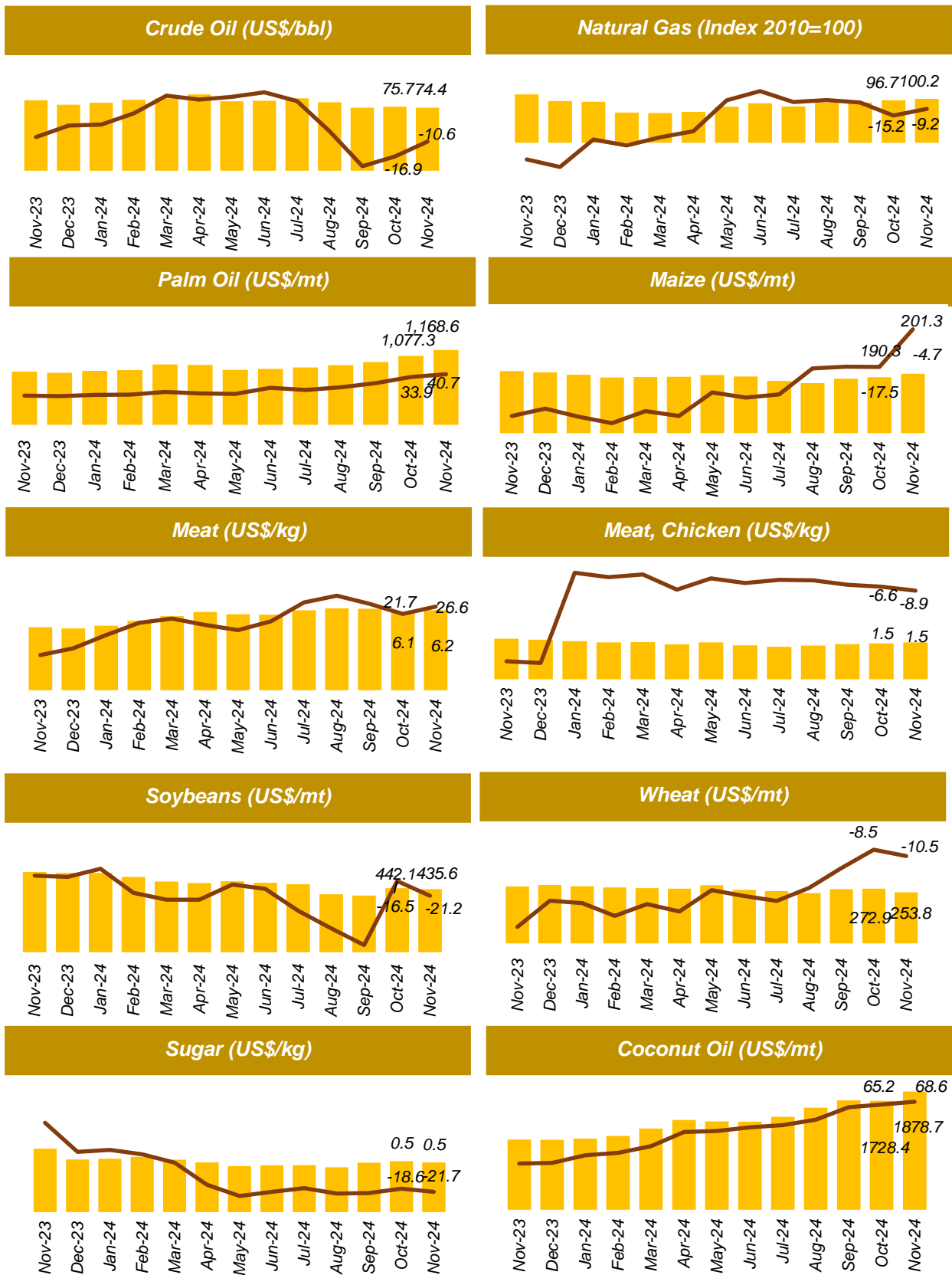
October 2024 | November 2024

**Chart 10** Inflation of Selected Countries, November 2023 - November 2024





**Chart 11 Global Selected Commodity Prices**



■ Global commodity price (US\$)    — Percentage change year-on-year    **Source:** Commodity Monthly Prices, World Bank

**Notes:**  
**Bbl** : Brazilian Butt Lift (barrel) (1bbl = 159 litres)  
**Mt** : Million Tonne  
**Mmbtu** : Metric Million British Thermal Unit