



**KEMENTERIAN EKONOMI
JABATAN PERANGKAAN MALAYSIA**

DEMOGRAFI PERNIAGAAN *BUSINESS DEMOGRAPHY*

2022



JABATAN PERANGKAAN MALAYSIA
DEPARTMENT OF STATISTICS MALAYSIA





KEMENTERIAN EKONOMI
JABATAN PERANGKAAN MALAYSIA

DEMOGRAFI PERNIAGAAN *BUSINESS DEMOGRAPHY* 2022

Pemakluman

Jabatan Perangkaan Malaysia (DOSM) telah melancarkan OpenDOSM NextGen sebagai medium yang menyediakan katalog data dan visualisasi bagi memudahkan pengguna menganalisis pelbagai data dan boleh diakses melalui portal <https://open.dosm.gov.my>.

Kerajaan Malaysia telah mengisytiharkan Hari Statistik Negara (MyStats Day) pada 20 Oktober. Tema sambutan MyStats Day adalah "Statistik Nadi Kehidupan". DOSM menyambut ulang tahun ke-75 Jubli Intan pada tahun 2024.

Announcement

The Department of Statistics Malaysia (DOSM) has launched OpenDOSM NextGen as a medium that provides catalogue data and visualisations to facilitate users' analysis and can be accessed through <https://open.dosm.gov.my>.

The Government of Malaysia has declared National Statistics Day (MyStats Day) on October 20th. MyStats Day theme is "Statistics is the Essence of Life". DOSM commemorates its 75th Diamond Jubilee in 2024.

Diterbitkan dan dicetak oleh / *Published and printed by:*

Jabatan Perangkaan Malaysia

Department of Statistics, Malaysia

Blok C6 & C7, Kompleks C,

Pusat Pentadbiran Kerajaan Persekutuan,

62514 Putrajaya,

MALAYSIA

Tel : 03-8885 7000

Faks : 03-8888 9248

Portal : <https://www.dosm.gov.my>

Facebook/ X / Instagram : StatsMalaysia

E-mel / *Email* : info@dosm.gov.my (pertanyaan umum / *general enquiries*)
data@dosm.gov.my (pertanyaan & permintaan data / *data request & enquiries*)

Harga / *Price* : RM30.00

Diterbitkan pada Oktober 2024 / *Published on October 2024*

Hakcipta terpelihara / *All rights reserved.*

Tiada bahagian daripada terbitan ini boleh diterbitkan semula, disimpan untuk pengeluaran atau ditukar dalam apa-apa bentuk atau alat apa jua pun kecuali setelah mendapat kebenaran daripada Jabatan Perangkaan Malaysia. Pengguna yang mengeluarkan sebarang maklumat dari terbitan ini sama ada yang asal atau diolah semula hendaklah meletakkan kenyataan berikut:

“Sumber: Jabatan Perangkaan Malaysia”

No part of this publication may be reproduced or distributed in any form or by any means or stored in database without the prior written permission from Department of Statistics Malaysia. Users reproducing content of this publication with or without adaptation should quote the following:

“Source: Department of Statistics Malaysia”

ISSN 2600-9129

Demografi Perniagaan 2022 merupakan penerbitan julung kali yang memaparkan statistik penubuhan, penutupan dan kadar survival enterpris bersumberkan pendaftaran dengan Suruhanjaya Syarikat Malaysia (SSM). Ia merupakan *experimental statistics* dan masih dalam peringkat pembangunan. Entiti perniagaan yang diliputi dalam penerbitan ini adalah syarikat yang berdaftar dengan SSM di bawah Pendaftaran Syarikat (ROC).

Penerbitan ini adalah berdasarkan *Manual on Business Demography Statistics* yang diterbitkan oleh *Organisation for Economic Cooperation and Development (OECD) and Eurostat*. Statistik demografi perniagaan membekalkan indikator antaranya bagi mengukur tahap daya saing perniagaan, pertumbuhan ekonomi dan peluang pekerjaan hasil dari penubuhan enterpris baru.

Penerbitan ini mengandungi tiga bahagian. Bahagian pertama memaparkan sorotan utama statistik demografi perniagaan. Bahagian kedua mengandungi ringkasan penemuan bagi statistik demografi perniagaan yang meliputi tiga indikator asas iaitu statistik penubuhan, penutupan dan kadar survival enterpris di Malaysia. Bahagian ketiga mengandungi nota teknikal yang menerangkan konsep dan definisi bagi membantu pengguna memahami statistik yang diterbitkan.

Jabatan Perangkaan Malaysia (DOSM) merakamkan setinggi-tinggi penghargaan atas kerjasama semua pihak yang telah membekalkan data yang diperlukan dan menyumbang kepada kejayaan penerbitan ini. Setiap maklum balas dan cadangan untuk menambahbaik laporan ini pada masa akan datang amat dihargai.

DATO' SRI DR. MOHD UZIR MAHIDIN

Ketua Perangkawan Malaysia

Oktober 2024

Business Demography 2022 is an inaugural publication that presents statistics on birth, death and survival rates of enterprises registered with the Companies Commission of Malaysia (CCM). It is an experimental statistics and still being developed. The business entities covered in this publication are companies registered with CCM under the Registration of Companies (ROC).

This publication is based on the Manual on Business Demography Statistics published by the Organisation for Economic Cooperation and Development (OECD) and Eurostat. Business demography statistics provide indicators to measure among others level of competitiveness, economic growth and the creation of new jobs resulting from formation of new enterprises.

This publication consists of three parts. The first part displays the main highlights of business demography statistics. The second part, contains summary of findings of business demography which covers three basic indicators, namely statistics on birth, death and survival rate of enterprises in Malaysia. The third section contains technical notes explaining concepts and definitions to help users understand the published statistics.

The Department of Statistics Malaysia (DOSM) gratefully acknowledges the cooperation of all parties who have provided the required data and contributed to the success of this publication. Every feedback and suggestion towards improving future report is highly appreciated.

DATO' SRI DR. MOHD UZIR MAHIDIN

Chief Statistician Malaysia

October 2024

KANDUNGAN

CONTENTS

	Muka Surat
	Page
Kata Pengantar	i
<i>Preface</i>	ii
Kandungan	
<i>Contents</i>	iii
Sorotan Utama	3
<i>Main Highlights</i>	4
Ringkasan Penemuan	5
<i>Summary of Findings</i>	
Pengenalan	7
<i>Introduction</i>	16
Statistik Demografi Perniagaan	7
<i>Business Demography Statistics</i>	16
Statistik Demografi Perniagaan mengikut Sektor	9
<i>Business Demography Statistics by Sector</i>	18
Statistik Demografi Perniagaan mengikut Negeri	12
<i>Business Demography Statistics by State</i>	21
Kesimpulan	15
<i>Conclusion</i>	24
Limitasi	15
<i>Limitation</i>	24
Nota Teknikal	27
<i>Technical Notes</i>	29

Muka surat ini sengaja dibiarkan kosong.

This page is deliberately left blank.



SOROTAN UTAMA
MAIN HIGHLIGHTS

Muka surat ini sengaja dibiarkan kosong.

This page is deliberately left blank.



DEMOGRAFI PERNIAGAAN 2022

Penubuhan Enterpris

48,124
enterpris

Kadar

7.0%

Bilangan Enterpris

688,844

Penutupan Enterpris

55,470
enterpris

Kadar

8.1%

Sektor

Kadar Penubuhan
Tertinggi

7.3%



Perkhidmatan



Perlombongan &
pengkuarian

Kadar Penutupan
Tertinggi

11.1%

Negeri

Kadar Penubuhan
Tertinggi

8.1%

Kadar Penutupan
Tertinggi

11.1%

W.P. Putrajaya

Perlis

Survival

Kadar lima tahun survival bagi enterpris yang ditubuhkan pada 2017 dan masih lagi beroperasi pada tahun 2022

66.1%

Sumber: Demografi Perniagaan 2022, Jabatan Perangkaan Malaysia (DOSM)



@StatsMalaysia



BUSINESS DEMOGRAPHY 2022

Birth of Enterprises

48,124 enterprise

Rate

7.0%

Number of Enterprises

688,844

Death of Enterprises

55,470 enterprise

Rate

8.1%

Sector

Highest Rate of Birth

7.3%



Services



Mining & quarrying

Highest Rate of Death

11.1%

State

Highest Rate of Birth

8.1%



W.P. Putrajaya

Highest Rate of Death

11.1%



Perlis

Survival

Five-year survival rate for enterprises established in 2017 and still survived in 2022

66.1%

Source: Business Demography 2022, Department of Statistics Malaysia (DOSM)

The background features a network diagram with nodes and connecting lines, primarily in shades of brown and gold. In the top right corner, there are overlapping geometric shapes in brown and gold. The bottom left corner has large, overlapping brown and gold shapes. The bottom right corner features a pattern of overlapping triangles in shades of brown and gold.

RINGKASAN PENEMUAN
SUMMARY OF FINDINGS



Muka surat ini sengaja dibiarkan kosong.

This page is deliberately left blank.

1. PENGENALAN

Statistik Demografi Perniagaan memaparkan analisis berkaitan kitaran hidup sesebuah enterpris bermula dari ia ditubuhkan, menjalankan operasi perniagaan (aktiviti ekonomi) sehinggalah kepada penutupannya dan jangka masa sesebuah enterpris itu mampu bertahan sebelum ia menutup perniagaan.

Dalam penerbitan julung kali ini, enterpris yang diliputi adalah entiti perniagaan yang berdaftar dengan Suruhanjaya Syarikat Malaysia (SSM) di bawah Pendaftaran Syarikat (ROC). Statistik yang disediakan dalam penerbitan ini merangkumi tiga parameter asas iaitu bilangan enterpris, bilangan penubuhan dan penutupan enterpris serta kadar survival enterpris bagi tempoh siri masa dari tahun 2017 hingga 2022. Parameter asas ini diperincikan ke peringkat sektor dan negeri bagi tahun 2022.

2. STATISTIK DEMOGRAFI PERNIAGAAN

2.1 BILANGAN ENTERPRIS

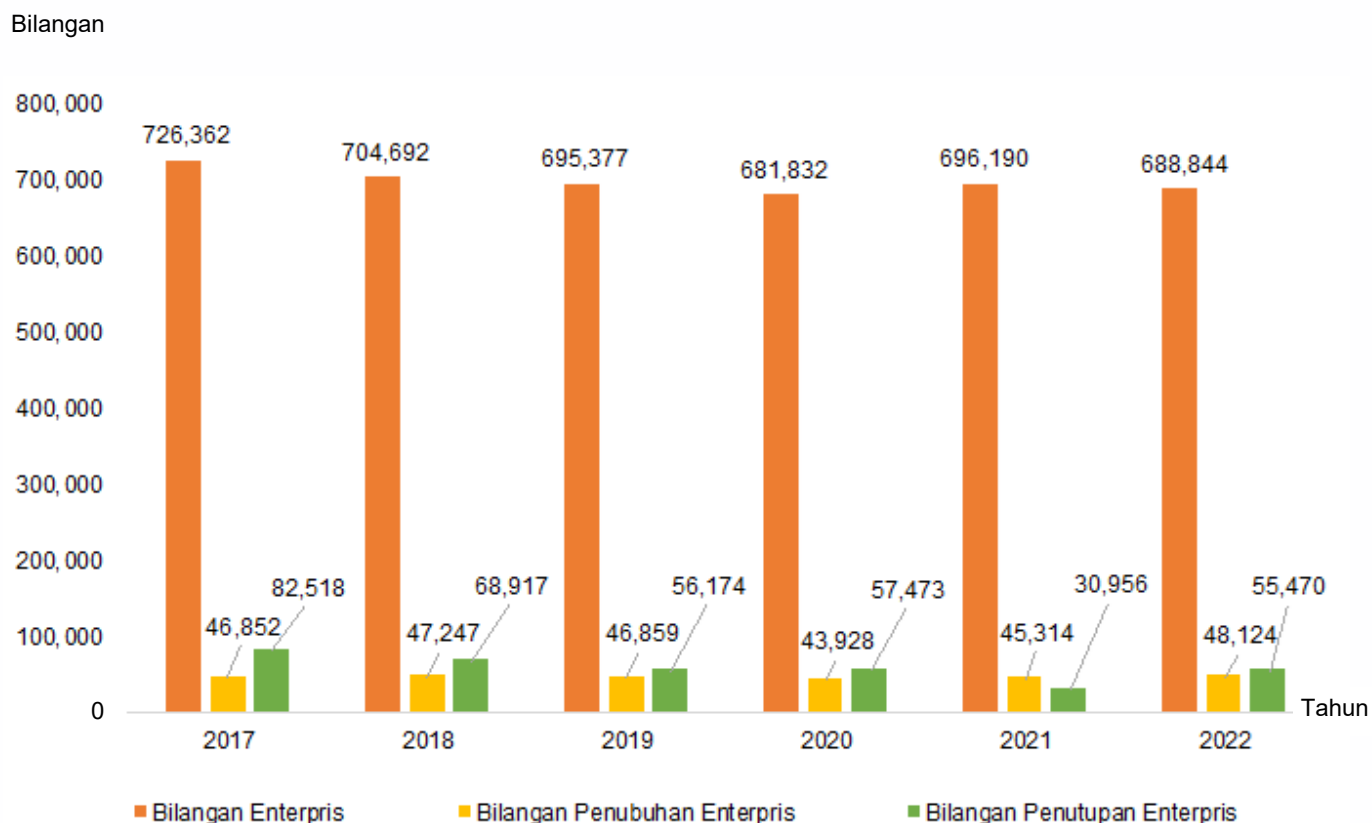
Dalam tempoh 2017 hingga 2022, bilangan enterpris tertinggi dicatatkan pada tahun 2017 iaitu 726,362. Bilangan enterpris menunjukkan trend yang menurun bagi tempoh empat tahun berturut-turut bermula pada tahun 2017 dengan bilangan enterpris terendah dicatatkan pada tahun 2020 iaitu 681,832. Ini berikutan daripada penularan pandemik COVID-19 di mana Perintah Kawalan Pergerakan (PKP) di seluruh Malaysia bermula pada 18 Mac 2020, dengan hanya *essential sector* dibenarkan beroperasi dan menyebabkan kebanyakan perniagaan terjejas (**Carta 1**).

2.2 BILANGAN PENUBUHAN DAN PENUTUPAN ENTERPRIS

Dalam tempoh sama, bilangan penubuhan enterpris melebihi paras 45,000 kecuali pada tahun 2020. Bilangan tertinggi dicatatkan pada tahun 2022 iaitu 48,124 manakala terendah dicatatkan pada tahun 2020 iaitu 43,928.

Walau bagaimanapun, bilangan penutupan enterpris sentiasa melebihi bilangan penubuhan enterpris kecuali pada tahun 2021 yang juga mencatatkan bilangan penutupan enterpris terendah iaitu 30,956. Manakala, bilangan penutupan enterpris tertinggi dicatatkan pada tahun 2017 dengan 82,518 (**Carta 1**).

Carta 1 : Bilangan Penubuhan dan Penutupan Enterpris, 2017 - 2022



2.3 KADAR PENUBUHAN DAN PENUTUPAN ENTERPRIS

Kadar penubuhan enterpris kekal melebihi paras 6.0 peratus dalam tempoh 2017 hingga 2022, dengan kadar tertinggi direkodkan pada tahun 2022 iaitu 7.0 peratus, manakala kadar terendah dicatatkan pada 2020 dengan 6.4 peratus. Kadar penutupan enterpris sentiasa melebihi kadar penubuhan kecuali pada tahun 2021. Kadar penutupan enterpris tertinggi dicatatkan pada tahun 2017 iaitu 11.4 peratus manakala terendah dicatatkan pada 2021 iaitu 4.4 peratus (**Paparan 1**).

Paparan 1 : Kadar Penubuhan dan Penutupan Enterpris, 2017 - 2022

Kadar	2017	2018	2019	2020	2021	2022
Penubuhan Enterpris (%)	6.5	6.7	6.7	6.4	6.5	7.0
Penutupan Enterpris (%)	11.4	9.8	8.1	8.4	4.4	8.1

2.4 KADAR SURVIVAL ENTERPRIS

Dalam konteks kadar survival enterpris, kadar satu tahun survival bagi enterpris yang ditubuhkan pada tahun 2017 hingga 2021 adalah di antara 94.2 peratus hingga 97.3 peratus, tertinggi pada tahun 2017 (97.3%) dan terendah pada 2018 (94.2%). Sementara itu, kadar lima tahun survival enterpris yang ditubuhkan pada tahun 2017 dan masih beroperasi pada 2022 adalah 66.1 peratus (**Paparan 2**).

Paparan 2 : Kadar Survival Enterpris, 2017 - 2021

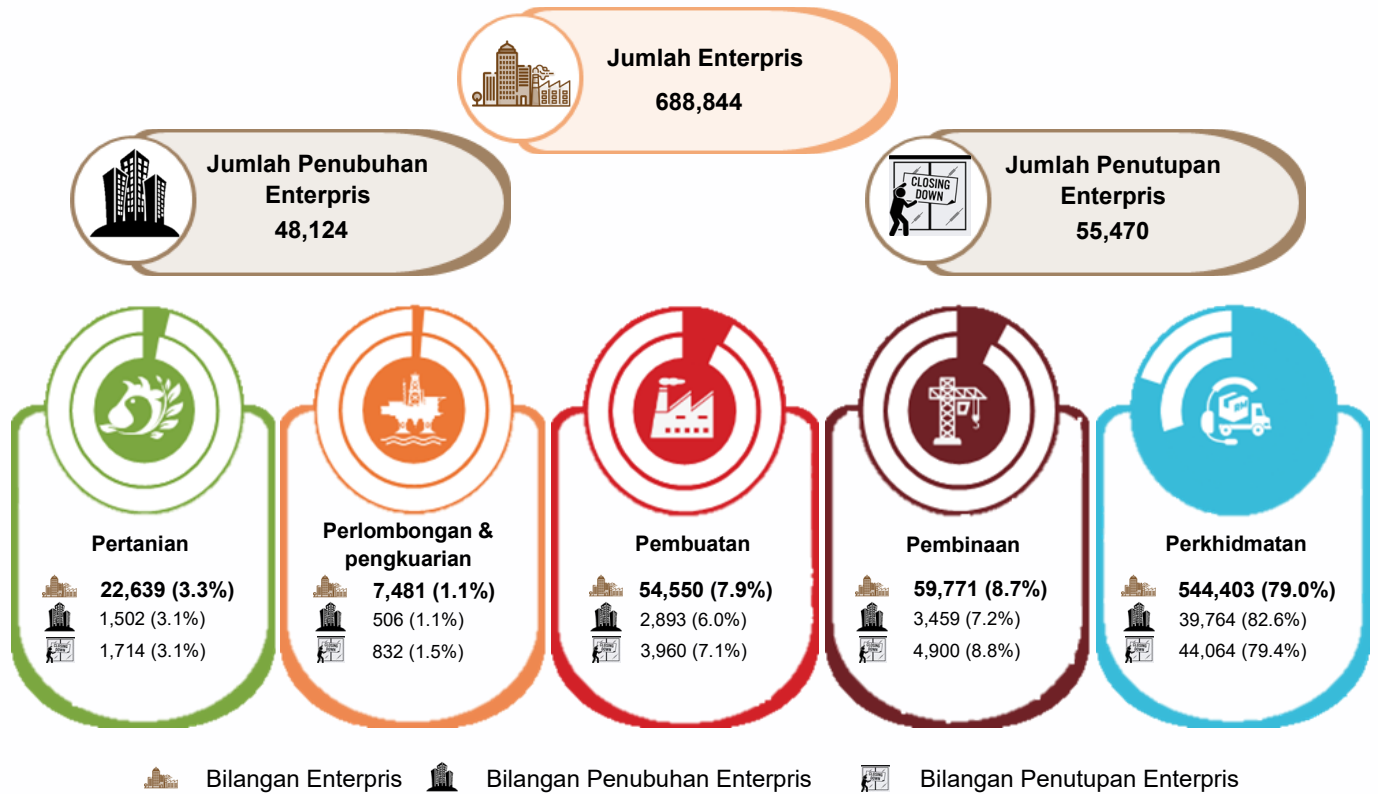
Tahun Survival	Penubuhan Enterpris				
	2017 (%)	2018 (%)	2019 (%)	2020 (%)	2021 (%)
Satu	97.3	94.2	96.1	97.1	96.7
Dua	90.7	88.6	90.8	91.4	
Tiga	85.2	84.5	85.6		
Empat	77.2	73.0			
Lima	66.1				

3. STATISTIK DEMOGRAFI PERNIAGAAN MENGIKUT SEKTOR

3.1 BILANGAN PENUBUHAN DAN PENUTUPAN ENTERPRIS

Dari perspektif sektoral, pada tahun 2022, sektor yang paling dominan iaitu sektor Perkhidmatan merekodkan bilangan enterpris tertinggi sebanyak 544,403 (79.0%) diikuti sektor Pembinaan sebanyak 59,771 (8.7%). Dari segi penubuhan enterpris, sektor Perkhidmatan menyumbang bilangan tertinggi iaitu 39,764 (82.6%) manakala yang terendah ialah sektor Perlombongan & pengkuarian dengan 506 (1.1%). Merujuk kepada penutupan enterpris, sektor Perkhidmatan merekodkan bilangan tertinggi dengan 44,064 (79.4%) manakala sektor Perlombongan & pengkuarian mencatatkan bilangan terendah iaitu 832 (1.5%) (**Paparan 3**).

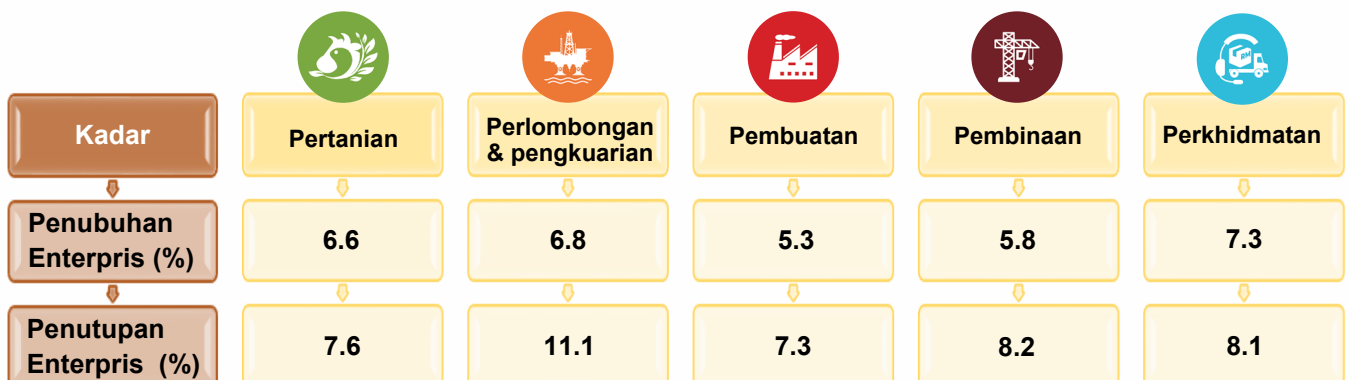
Paparan 3 : Bilangan Penubuhan dan Penutupan Enterpris mengikut Sektor, 2022



3.2 KADAR PENUBUHAN DAN PENUTUPAN ENTERPRIS

Pada tahun 2022, kadar penubuhan enterpris tertinggi dicatatkan oleh sektor Perkhidmatan iaitu 7.3 peratus manakala sektor Pembuatan mencatatkan kadar terendah iaitu 5.3 peratus. Sektor Perlombongan & pengkuarian mencatatkan kadar penutupan enterpris tertinggi iaitu 11.1 peratus dan kadar penutupan terendah dicatatkan oleh sektor Pembuatan iaitu 7.3 peratus (**Paparan 4**).






Paparan 4 : Kadar Penubuhan dan Penutupan Enterpris mengikut Sektor, 2022



3.3 KADAR SURVIVAL ENTERPRIS

Kadar lima tahun survival mengikut sektor bagi enterpris yang ditubuhkan pada 2017 dan masih beroperasi pada 2022 adalah di antara 64.2 peratus hingga 70.2 peratus. Kadar lima tahun survival mengikut sektor menunjukkan sektor Pembinaan mencatatkan kadar tertinggi dengan 70.2 peratus diikuti oleh sektor Pembuatan iaitu 66.8 peratus, kedua-duanya melebihi kadar lima tahun survival keseluruhan iaitu 66.1 peratus (**Paparan 5**).

Paparan 5 : Kadar Survival Enterpris mengikut Sektor, 2017-2021

Sektor	Tahun Survival	Penubuhan Enterpris				
		2017 (%)	2018 (%)	2019 (%)	2020 (%)	2021 (%)
 Pertanian	Satu	97.6	93.9	96.7	98.0	96.2
	Dua	92.0	87.1	90.6	93.6	
	Tiga	84.3	83.8	84.3		
	Empat	75.2	70.8			
	Lima	64.5				
 Perlombongan & pengkuarian	Satu	97.0	94.8	95.4	97.5	97.4
	Dua	92.1	89.9	90.9	91.5	
	Tiga	85.5	83.4	85.1		
	Empat	75.3	70.0			
	Lima	64.2				
 Pembuatan	Satu	97.6	94.1	95.9	96.8	96.9
	Dua	92.0	88.5	91.0	90.8	
	Tiga	87.3	84.3	86.1		
	Empat	78.6	72.6			
	Lima	66.8				
 Pembinaan	Satu	98.1	95.6	96.0	97.6	96.9
	Dua	93.1	90.8	91.9	93.2	
	Tiga	88.3	87.4	87.7		
	Empat	80.8	76.4			
	Lima	70.2				
 Perkhidmatan	Satu	97.2	94.1	96.1	97.1	96.7
	Dua	90.3	88.4	90.7	91.1	
	Tiga	84.6	84.2	85.4		
	Empat	76.8	72.9			
	Lima	65.7				

4. STATISTIK DEMOGRAFI PERNIAGAAN MENGIKUT NEGERI

4.1 BILANGAN ENTERPRIS

Tiga negeri yang mencatatkan bilangan enterpris tertinggi pada tahun 2022 adalah W.P. Kuala Lumpur (221,687), diikuti Selangor (182,825) dan Johor (66,268). Manakala, tiga negeri dengan bilangan enterpris terendah adalah W.P. Putrajaya (532), Perlis (790) dan W.P. Labuan (1,059) (**Paparan 6**).

4.2 BILANGAN PENUBUHAN DAN PENUTUPAN ENTERPRIS

Dari segi penubuhan enterpris, bilangan penubuhan enterpris tertinggi dicatatkan oleh W.P. Kuala Lumpur (15,801), diikuti Selangor (13,742) dan Johor (4,819). Manakala bilangan penubuhan enterpris terendah direkodkan oleh W.P. Labuan (31), diikuti Perlis (40) dan W.P. Putrajaya (43).








Trend yang sama dilihat bagi penutupan enterpris, di mana bilangan penutupan enterpris tertinggi dicatatkan oleh W.P. Kuala Lumpur (19,924), diikuti Selangor (15,773) dan Johor (4,817). Manakala bilangan penutupan enterpris terendah dicatatkan oleh W.P. Putrajaya (27), diikuti W.P. Labuan (58) dan Perlis (88) (**Paparan 6**).

4.3 KADAR PENUBUHAN DAN PENUTUPAN

Tiga negeri dengan kadar penubuhan tertinggi adalah W.P. Putrajaya (8.1%), diikuti Selangor (7.5%) dan Kedah (7.4%), manakala tiga negeri yang mencatatkan kadar penubuhan enterpris terendah adalah W.P. Labuan (2.9%), diikuti Perlis (5.1%) dan Perak (5.3%).

Bagi kadar penutupan pula, Perlis (11.1%), Kelantan (10.2%) dan W. P. Kuala Lumpur (9.0%) mencatatkan kadar penutupan enterpris tertinggi manakala W.P. Putrajaya (5.1%), Melaka (5.4%), dan W.P. Labuan (5.5%) adalah tiga negeri yang mencatatkan kadar penutupan enterpris terendah (**Paparan 6**).

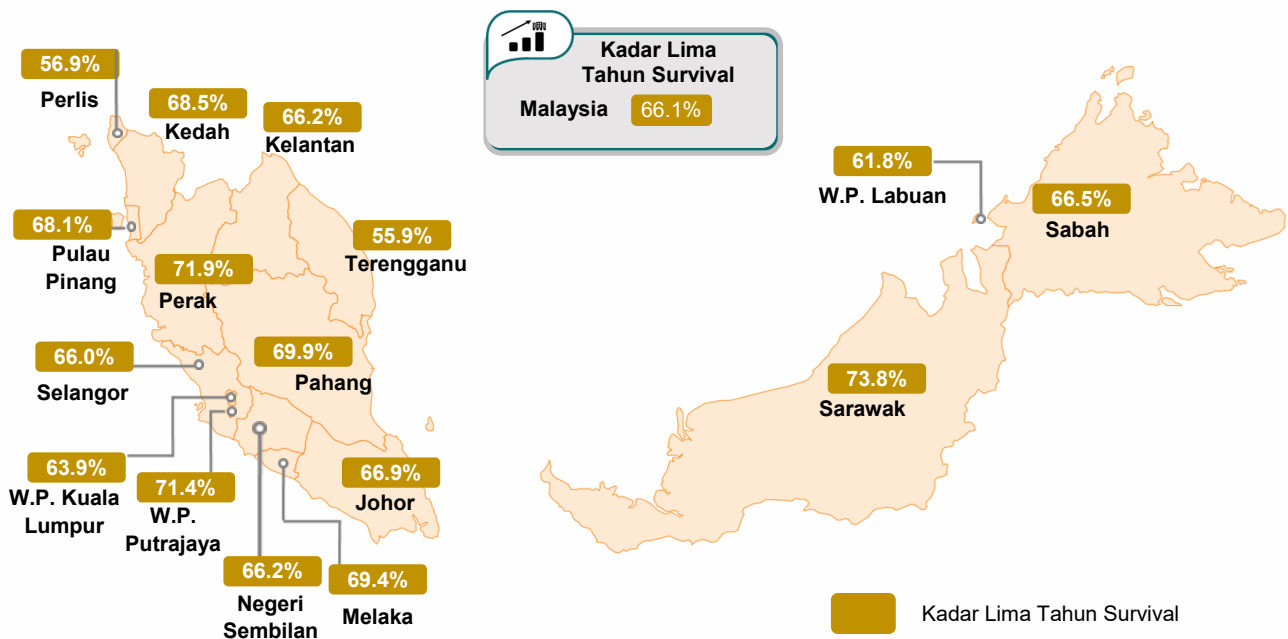
Paparan 6 : Statistik Demografi Perniagaan mengikut Negeri, 2022

Negeri	Bilangan Enterpris	Bilangan Penubuhan Enterpris	Kadar Penubuhan Enterpris (%)	Bilangan Penutupan Enterpris	Kadar Penutupan Enterpris (%)
 MALAYSIA	688,844	48,124	7.0	55,470	8.1
 Johor	66,268	4,819	7.3	4,817	7.3
 Kedah	15,311	1,140	7.4	1,076	7.0
 Kelantan	6,836	431	6.3	694	10.2
 Melaka	14,827	868	5.9	794	5.4
 Negeri Sembilan	11,245	797	7.1	846	7.5
 Pahang	12,658	761	6.0	1,052	8.3
 Perak	27,184	1,440	5.3	1,891	7.0
 Perlis	790	40	5.1	88	11.1
 Pulau Pinang	47,357	3,136	6.6	3,213	6.8
 Sabah	30,824	1,840	6.0	2,283	7.4
 Sarawak	43,164	2,841	6.6	2,462	5.7
 Selangor	182,825	13,742	7.5	15,773	8.6
 Terengganu	6,277	394	6.3	472	7.5
 W.P. Kuala Lumpur	221,687	15,801	7.1	19,924	9.0
 W.P. Labuan	1,059	31	2.9	58	5.5
 W.P. Putrajaya	532	43	8.1	27	5.1

4.4 KADAR LIMA TAHUN SURVIVAL

Bagi enterpris yang ditubuhkan pada 2017 dan masih beroperasi pada 2022, kadar lima tahun survival tertinggi dicatatkan oleh Sarawak (73.8%), diikuti Perak (71.9%) dan W.P. Putrajaya (71.4%). Sebanyak sebelas negeri mencatatkan kadar lima tahun survival melebihi kadar keseluruhan 66.1 peratus (**Paparan 7**).

Paparan 7: Kadar Lima Tahun Survival mengikut Negeri, 2022



5. KESIMPULAN

Statistik Demografi Perniagaan dalam penerbitan ini membekalkan tiga parameter asas iaitu bilangan enterpris, bilangan penubuhan enterpris & penutupan enterpris dan kadar survival enterpris dalam bentuk siri masa bagi tempoh lima tahun. Berdasarkan analisis yang dilaksanakan, statistik Demografi Perniagaan 2017 hingga 2022 menunjukkan kadar penubuhan enterpris baru kekal melebihi paras 6.0 peratus dengan kadar penutupan melebihi kadar penubuhan pada setiap tahun kecuali pada tahun 2021.

Kadar penubuhan enterpris terendah dicatatkan pada 2020 ketika seluruh dunia berdepan dengan pandemik COVID-19. Pelbagai insentif yang telah dilaksanakan oleh kerajaan sebagai langkah intervensi dilihat berkesan di mana kadar penutupan enterpris terendah dalam tempoh 2017 hingga 2022 dicatatkan pada tahun 2021.

Dari segi kadar survival, 66.1 peratus enterpris yang ditubuhkan pada 2017 masih bertahan sehingga ke tahun 2022. Sementara itu, 33.9 peratus telah menamatkan perniagaan selepas lima tahun.

6. LIMITASI

- i. Data adalah merujuk kepada data awalan dan disemak dari semasa ke semasa.
- ii. Statistik ini memfokus kepada satu bentuk entiti perniagaan sahaja iaitu syarikat yang didaftarkan di bawah Pendaftaran Syarikat (ROC) dan terhad kepada parameter asas.
- iii. Syarikat yang diliputi dalam penerbitan ini diandaikan aktif dan mempunyai pekerja atau pendapatan pada tahun rujukan.
- iv. Statistik ini adalah *experimental statistics*. Oleh itu, interpretasi data hendaklah mengambil kira limitasi dan andaian.
- v. Perbandingan statistik ini dengan statistik rasmi lain yang diterbitkan DOSM hendaklah dibuat dengan berhati-hati dengan mengambil kira limitasi.

1. INTRODUCTION

The Business Demography Statistics presents an analysis related to the life cycle of an enterprise starting from its inception, carrying out business operations (economic activity) up to its closure and the timespan an enterprise survives before it dissolves its business.

In this inaugural publication, the enterprises covered are business entities registered with Companies Commission of Malaysia (CCM) under the Registration of Companies (ROC). The statistics provided in this publication cover three basic parameters, namely the number of enterprises, the number of enterprise births and deaths, as well as the survival rate of enterprises for the time series period from 2017 to 2022. These basic parameters are detailed at the sector and state levels for the year 2022.

2. BUSINESS DEMOGRAPHY STATISTICS

2.1 NUMBER OF ENTERPRISE

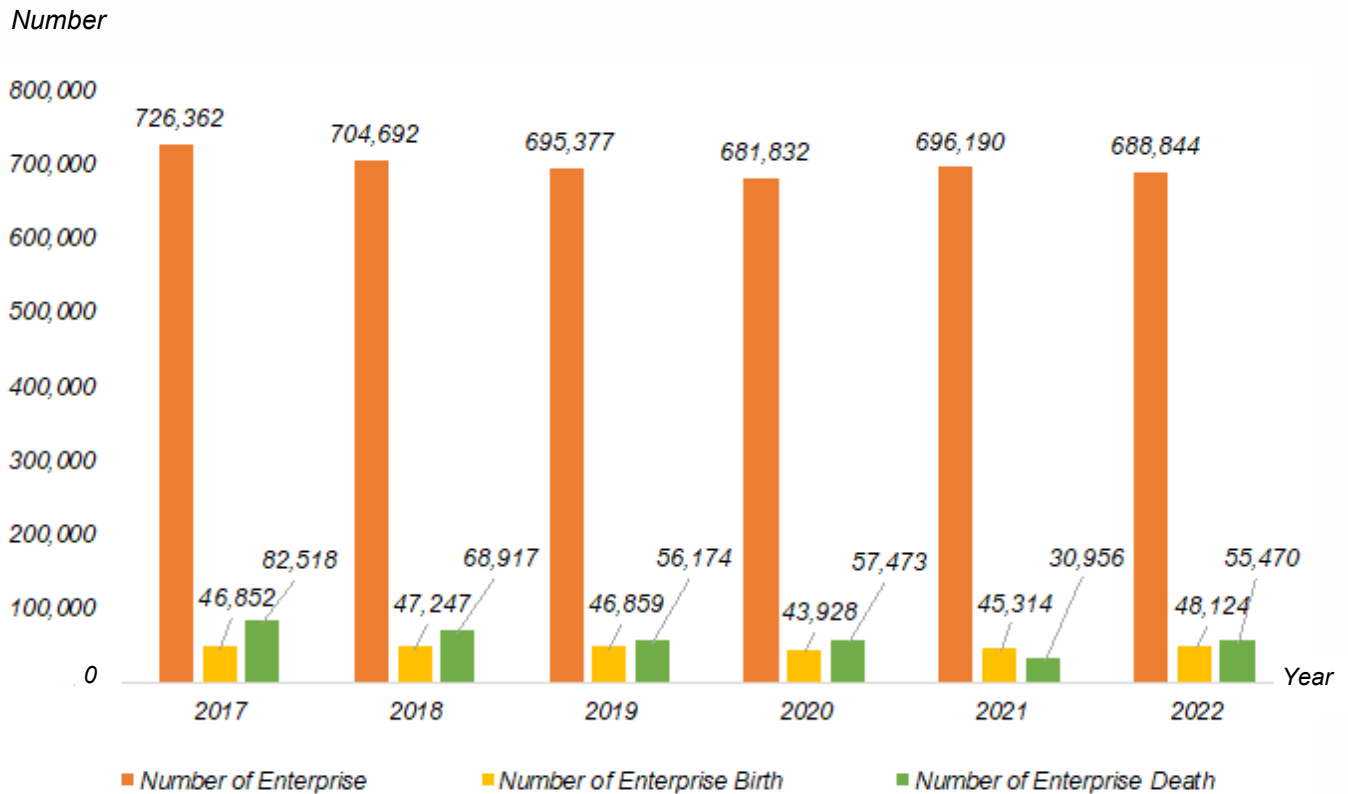
*In the period 2017 to 2022, the highest number of enterprises was recorded in 2017 at 726,362. The number of enterprises showed a declining trend for a period of four consecutive years starting in 2017 with the lowest number recorded in 2020 at 681,832 enterprises. This was due to the spread of the COVID-19 pandemic, whereby the Movement Control Order (MCO) throughout Malaysia began on 18 March 2020, allowing only essential sectors to operate, which severely impacted most businesses (**Chart 1**).*

2.2 NUMBER OF ENTERPRISE BIRTH AND DEATH

During the same period, the number of enterprise births exceeded 45,000 except in 2020. The highest number was recorded in 2022 at 48,124 while the lowest was recorded in 2020 at 43,928.

*However, the number of enterprise deaths has always exceeded the number of enterprise births except in 2021, which also recorded the lowest number of enterprise deaths at 30,956. Meanwhile, the highest number of enterprise deaths was recorded in 2017 with 82,518 (**Chart 1**).*

Chart 1 : Number of Enterprise Birth and Death, 2017 - 2022



2.3 ENTERPRISE BIRTH AND DEATH RATES

The enterprise birth rate remained above 6.0 per cent during the period from 2017 to 2022, with the highest rate recorded in 2022 at 7.0 per cent, while the lowest rate was recorded in 2020 at 6.4 per cent. The enterprise death rates had consistently exceeded the birth rates except in 2021. The highest enterprise death rate was recorded in 2017 at 11.4 per cent while the lowest was in 2021 at 4.4 per cent (*Exhibit 1*).

Exhibit 1 : Enterprise Birth and Death Rate, 2017 - 2022

Rate	2017	2018	2019	2020	2021	2022
Birth of Enterprise (%)	6.5	6.7	6.7	6.4	6.5	7.0
Death of Enterprise (%)	11.4	9.8	8.1	8.4	4.4	8.1

2.4 ENTERPRISE SURVIVAL RATE

In the context of the enterprises survival rates, the one-year survival rate for enterprises established in 2017 to 2021 was between 94.2 per cent to 97.3 per cent, with the highest in 2017 (97.3%) and the lowest in 2018 (94.2%). Meanwhile, the five-year survival rate of enterprises established in 2017 and survived until 2022 was 66.1 per cent (**Exhibit 2**).

Exhibit 2 : Enterprise Survival Rate, 2017 - 2021

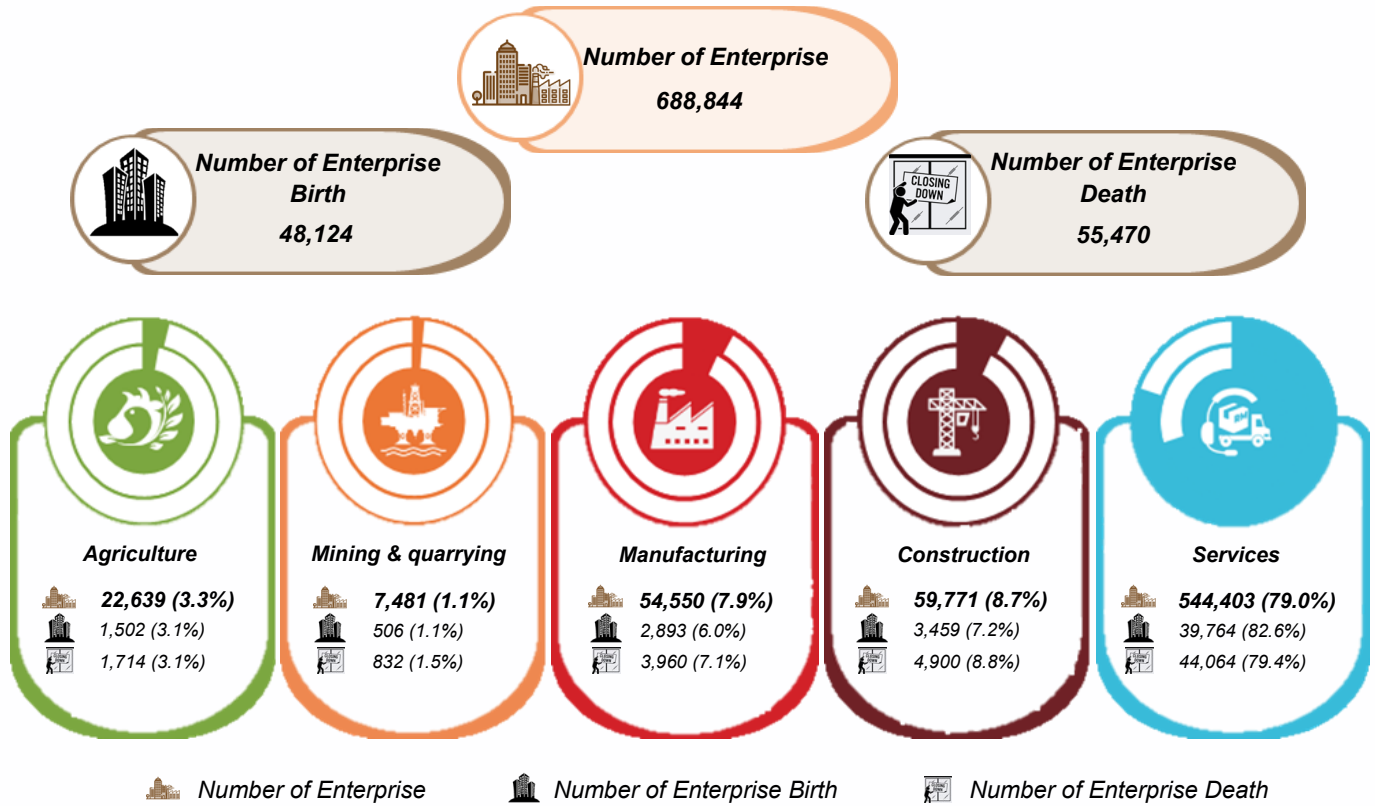
Years of Survival	Birth of Enterprise				
	2017 (%)	2018 (%)	2019 (%)	2020 (%)	2021 (%)
One	97.3	94.2	96.1	97.1	96.7
Two	90.7	88.6	90.8	91.4	
Three	85.2	84.5	85.6		
Four	77.2	73.0			
Five	66.1				

3. BUSINESS DEMOGRAPHY STATISTICS BY SECTOR

3.1 NUMBER OF ENTERPRISE BIRTH AND DEATH

From the sectoral perspective, in 2022, the most dominant sector was the Services sector which recorded the highest number of enterprises at 544,403 (79.0%) followed by Construction sector at 59,771 (8.7%). In terms of enterprise birth, the Services sector contributed to the highest number which was 39,764 (82.6%) while the Mining & quarrying sector recorded the lowest with 506 (1.1%). Regarding enterprise death, Services sector recorded the highest number at 44,064 (79.4%) whereas Mining & quarrying sector recorded the lowest with 832 (1.5%) (**Exhibit 3**).

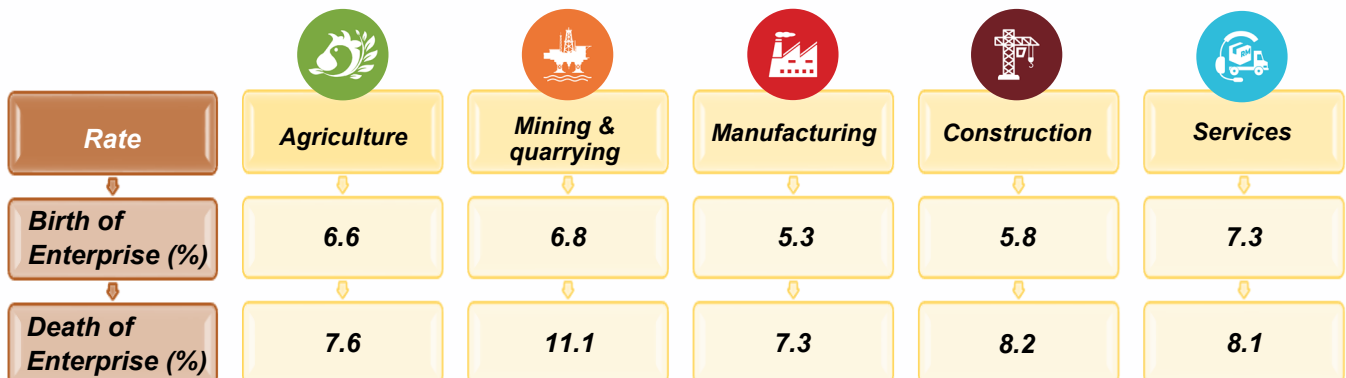
Exhibit 3 : Number of Enterprise Birth and Death by Sector, 2022



3.2 ENTERPRISE BIRTH AND DEATH RATES

The highest enterprise birth rate in 2022 was recorded by Services sector at 7.3 per cent while Manufacturing sector recorded the lowest rate at 5.3 per cent. The Mining & quarrying sector recorded the highest enterprise death rate of 11.1 per cent, while the lowest death rate was recorded by the Manufacturing sector at 7.3 per cent (**Exhibit 4**).






Exhibit 4 : Enterprise Birth and Death Rates by Sector, 2022



3.3 ENTERPRISE SURVIVAL RATE

The five-year survival rate by sector for enterprises established in 2017 and survived until 2022 was between 64.2 per cent to 70.2 per cent. Five-year survival rate by sector showed that Construction sector had the highest survival rate of 70.2 per cent followed by Manufacturing sector at 66.8 per cent, both exceeding the overall five-year survival rate of 66.1 per cent (Exhibit 5).

Exhibit 5 : Enterprise Survival Rate by Sector, 2017-2021

Sector	Years of Survival	Birth of Enterprise				
		2017 (%)	2018 (%)	2019 (%)	2020 (%)	2021 (%)
 Agriculture	One	97.6	93.9	96.7	98.0	96.2
	Two	92.0	87.1	90.6	93.6	
	Three	84.3	83.8	84.3		
	Four	75.2	70.8			
	Five	64.5				
 Mining & quarrying	One	97.0	94.8	95.4	97.5	97.4
	Two	92.1	89.9	90.9	91.5	
	Three	85.5	83.4	85.1		
	Four	75.3	70.0			
	Five	64.2				
 Manufacturing	One	97.6	94.1	95.9	96.8	96.9
	Two	92.0	88.5	91.0	90.8	
	Three	87.3	84.3	86.1		
	Four	78.6	72.6			
	Five	66.8				
 Construction	One	98.1	95.6	96.0	97.6	96.9
	Two	93.1	90.8	91.9	93.2	
	Three	88.3	87.4	87.7		
	Four	80.8	76.4			
	Five	70.2				
 Services	One	97.2	94.1	96.1	97.1	96.7
	Two	90.3	88.4	90.7	91.1	
	Three	84.6	84.2	85.4		
	Four	76.8	72.9			
	Five	65.7				

4. BUSINESS DEMOGRAPHY STATISTICS BY STATE

4.1 NUMBER OF ENTERPRISE

The three states with the highest number of enterprises in 2022 were W.P. Kuala Lumpur (221,687), followed by Selangor (182,825) and Johor (66,268). Meanwhile, the three states with the lowest number of enterprises were W.P. Putrajaya (532), Perlis (790) and W.P. Labuan (1,059) (Exhibit 6).

4.2 NUMBER OF ENTERPRISE BIRTH AND DEATH

In terms of enterprise births, the highest number of enterprise birth was W.P. Kuala Lumpur (15,801), followed by Selangor (13,742) and Johor (4,819). While the lowest number of enterprise birth was in W.P. Labuan (31), followed by Perlis (40) and W.P. Putrajaya (43).

A similar trend was observed in enterprise death, the highest number of enterprise death was in W.P. Kuala Lumpur (19,924), followed by Selangor (15,773) and Johor (4,817). While the lowest number of enterprise death was in W.P. Putrajaya (27), followed by W.P. Labuan (58) and Perlis (88) (Exhibit 6).












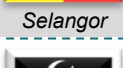
4.3 ENTERPRISE BIRTH AND DEATH RATES

The three states with the highest enterprise birth rate were W.P. Putrajaya (8.1%), followed by Selangor (7.5%) and Kedah (7.4%), while the three states that recorded the lowest enterprise birth rate were W.P. Labuan (2.9%), followed by Perlis (5.1%) and Perak (5.3%).

As for the enterprise death rate, Perlis (11.1%), Kelantan (10.2%) and W.P. Kuala Lumpur (9.0%) recorded the highest enterprise death rate, while W.P. Putrajaya (5.1%), Melaka (5.4%) and W.P. Labuan (5.5%) were the three states with the lowest enterprise death rate (Exhibit 6).

SUMMARY OF FINDINGS

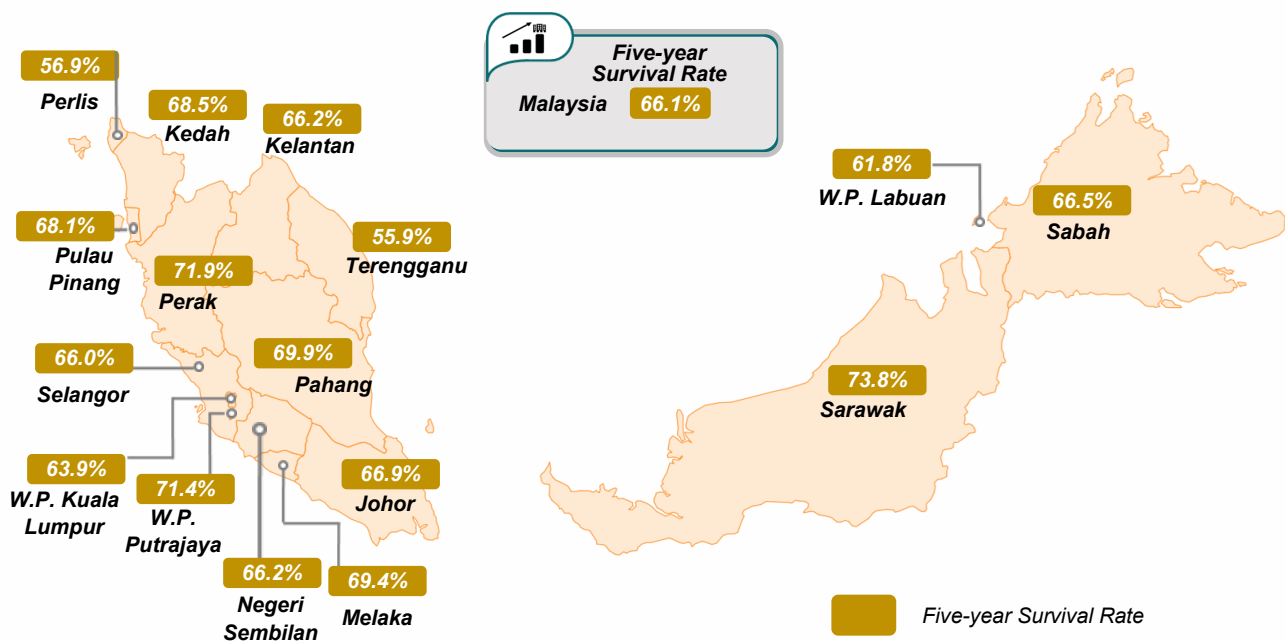
Exhibit 6: Business Demography Statistics by State, 2022

State	Number of Enterprise	Number of Enterprise Birth	Enterprise Birth Rate (%)	Number of Enterprise Death	Enterprise Death Rate (%)
 MALAYSIA	688,844	48,124	7.0	55,470	8.1
 Johor	66,268	4,819	7.3	4,817	7.3
 Kedah	15,311	1,140	7.4	1,076	7.0
 Kelantan	6,836	431	6.3	694	10.2
 Melaka	14,827	868	5.9	794	5.4
 Negeri Sembilan	11,245	797	7.1	846	7.5
 Pahang	12,658	761	6.0	1,052	8.3
 Perak	27,184	1,440	5.3	1,891	7.0
 Perlis	790	40	5.1	88	11.1
 Pulau Pinang	47,357	3,136	6.6	3,213	6.8
 Sabah	30,824	1,840	6.0	2,283	7.4
 Sarawak	43,164	2,841	6.6	2,462	5.7
 Selangor	182,825	13,742	7.5	15,773	8.6
 Terengganu	6,277	394	6.3	472	7.5
 W.P. Kuala Lumpur	221,687	15,801	7.1	19,924	9.0
 W.P. Labuan	1,059	31	2.9	58	5.5
 W.P. Putrajaya	532	43	8.1	27	5.1

4.4 FIVE-YEAR SURVIVAL RATE

The highest five-year survival rate for enterprises established in 2017 and survived until 2022 were recorded by Sarawak (73.8%), followed by Perak (71.9%) and W.P. Putrajaya (71.4%). There are eleven states recorded a five-year survival rate above the overall rate of 66.1 per cent (Exhibit 7).

Exhibit 7: Five-year Survival Rate by State, 2022



5. CONCLUSION

The Business Demographics statistics in this publication provide three parameters, the number of enterprises, the number of enterprise births and enterprise deaths and the survival rate of enterprises in time series for a period of five years. According to the analysis, the Business Demography statistics 2017 to 2022 showed that enterprise birth rates consistently remained above 6.0 per cent, with the death rates exceeded the enterprise birth rates every year except in 2021.

The lowest enterprise birth rate was recorded in 2020, during the global COVID-19 pandemic. Various incentives were implemented by the government as intervention measures, proved to be effective as the lowest enterprise death rate during the period of 2017 to 2022 was recorded in 2021.

In terms of survival rate, 66.1 per cent of enterprises established in 2017 were still surviving in 2022. Meanwhile, 33.9 per cent had dissolved after five years.

6. LIMITATION

- i. All data are preliminary and will be revised periodically.*
- ii. These statistics focus solely on one form of business entity, which is company registered under the Registration of Companies (ROC) and is limited to basic parameters.*
- iii. All companies covered in this publication are assumed to be active and had either employees or income in the reference year.*
- iv. These statistics are experimental statistics. Therefore, the interpretation of data must take into account the limitations and assumptions.*
- v. Comparisons of these statistics with other official statistics published by DOSM should be made with caution taking into account the above limitations.*



NOTA TEKNIKAL
TECHNICAL NOTES



Muka surat ini sengaja dibiarkan kosong.

This page is deliberately left blank.

1. Jenis Entiti

Merujuk kepada jenis penubuhan pertubuhan sama ada diperbadankan atau tidak diperbadankan. Sebuah pertubuhan boleh diperbadankan sebagai syarikat/ perkongsian liabiliti terhad atau tidak diperbadankan sebagai hak milik perseorangan/ perkongsian/ syarikat koperasi/ persatuan atau dalam lain-lain bentuk entiti.

2. Enterpris

Sebuah enterpris boleh terdiri dari satu atau gabungan beberapa pertubuhan yang merupakan satu entiti sah yang sama iaitu pertubuhan dan cawangan-cawangannya. Pertubuhan dan cawangan-cawangannya dikira sebagai satu enterpris yang sama.

3. Demografi Perniagaan

Statistik demografi perniagaan memberikan maklumat tentang kitaran hidup entiti perniagaan dan perkembangannya dari semasa ke semasa.

4. Penubuhan Enterpris

Merujuk kepada enterpris baru yang didaftarkan di bawah Pendaftaran Syarikat pada tahun rujukan. Senarai enterpris baru dan maklumat penubuhan diperoleh dari data pentadbiran SSM.

5. Penutupan Enterpris

Merujuk kepada enterpris yang menamatkan perniagaan dan dikeluarkan dari pendaftaran di SSM pada tahun rujukan. Senarai enterpris tutup dan maklumat penutupan diperoleh daripada data pentadbiran SSM.

6. Kadar Survival Enterpris

Merujuk kepada peratusan penubuhan dalam setiap tempoh rujukan dalam populasi demografi perniagaan.

7. Sumber Data

Data demografi perniagaan adalah berdasarkan senarai syarikat berdaftar yang diperoleh dari SSM.

8. Liputan

Penerbitan ini hanya meliputi enterpris yang ditubuhkan sebagai syarikat berdaftar di bawah Akta Syarikat 2016 dan didaftarkan di SSM.

9. Sektor

Setiap enterpris diklasifikasikan mengikut aktiviti utama dan berdasarkan Piawaian Klasifikasi Industri Malaysia 2008 (MSIC 2008) versi 1.0.

10. Formula

**Kadar Penubuhan
Enterpris (R_b)**

$$R_b = \frac{n_b}{n_a} \times 100$$

di mana;

n_b = bilangan penubuhan enterpris

n_a = bilangan enterpris aktif

**Kadar Penutupan
Enterpris (R_d)**

$$R_d = \frac{n_d}{n_a} \times 100$$

di mana;

n_d = bilangan penutupan enterpris

n_a = bilangan enterpris aktif

**Kadar Survival
Enterpris (SR_{xx+t})**

$$SR_{xx+t} = \frac{n_{b(xx+t)}}{n_{a(xx)}} \times 100 \quad \begin{array}{l} t = 1 \text{ hingga } n \\ n = 1, \dots, k \text{ (minimum 5)} \end{array}$$

di mana;

$n_{b(xx+t)}$ = bilangan enterpris yang lahir pada tahun xx dan masih hidup pada tahun $xx+t$

$n_{b(xx)}$ = bilangan enterpris yang lahir pada tahun xx

1. Type of Entity

Refers to business formation of an enterprise, whether incorporated or unincorporated. An enterprise may be incorporated as a company/ limited liability partnership or unincorporated as a sole proprietorship/ partnership/ cooperative company/ association or in any other form of entity.

2. Enterprise

An enterprise may consist of one establishment or combination of establishments of the same legal entity i.e. establishment and its branches. Establishment and its branches are counted as one enterprise.

3. Business Demography

Business demography statistics provide information about the life cycle of businesses and their development over time.

4. Birth of Enterprise

Refers to new enterprise registered under the Registration of Companies in the reference year. The list of new enterprise and birth information is obtained from administrative data of the CCM.

5. Death of Enterprise

Refers to enterprises that had dissolved business and deregistered from CCM register in the reference year. The list of terminated enterprises and information on the termination is obtained from CCM's administrative data.

6. Survival Rate

Refers to the percentage of births in each reference periods in the business demography populations.

7. Data Source

Business demography data is based on the list of registered companies obtained from CCM.

8. Coverage

This publication covers enterprise formed as a registered company under the Company Act 2016 and registered in CCM.

9. Sector

An enterprise is classified based on its principal activity and is in accordance with the Malaysia Standard Industrial Classification 2008 (MSIC 2008) version 1.0.

10. Formula

Enterprise Births Rate (R_b)

$$R_b = \frac{n_b}{n_a} \times 100$$

whereas;

n_b = number of enterprise birth

n_a = number of active enterprise

Enterprise Deaths Rate (R_d)

$$R_d = \frac{n_d}{n_a} \times 100$$

whereas;

n_d = number of enterprise death

n_a = number of active enterprise

Survival Rates of Enterprise (SR_{xx+t})

$$SR_{xx+t} = \frac{n_{b(xx+t)}}{n_{a(xx)}} \times 100 \quad \begin{array}{l} t = 1 \text{ to } n \\ n = 1, \dots, k \text{ (minimum 5)} \end{array}$$

whereas;

$n_{b(xx+t)}$ = number of enterprise born in year xx and still alive in $xx+t$

$n_{b(xx)}$ = number of enterprise born in year xx

**PERTANYAAN BERHUBUNG DENGAN PENERBITAN INI BOLEH JUGA DIBUAT DI PEJABAT
PERANGKAAAN NEGERI SEPerti BERIKUT:**

Pengarah,
Jabatan Perangkaan Malaysia, Negeri Johor,
Tingkat 14, Menara Tabung Haji,
Jalan Air Molek,
80000 Johor Bahru, Johor.
Tel. : 07-225 3700
Faks : 07-224 9972
E-mel : jpjohor@dosm.gov.my

Pengarah,
Jabatan Perangkaan Malaysia, Negeri Kedah,
Aras 1, Zon C, Wisma Persekutuan,
Pusat Pentadbiran Kerajaan Persekutuan,
Bandar Muadzam Shah,
06550 Anak Bukit, Alor Setar, Kedah.
Tel. : 04-700 1240
Faks : 04-733 8412
E-mel : jpkedah@dosm.gov.my

Pengarah,
Jabatan Perangkaan Malaysia, Negeri Kelantan,
Tingkat 8, Bangunan Persekutuan,
Jalan Bayam,
15514 Kota Bharu, Kelantan.
Tel. : 09-741 9449
Faks : 09-748 2142
E-mel : jpkelantan@dosm.gov.my

Pengarah,
Jabatan Perangkaan Malaysia, Negeri Melaka,
Aras 7 & 8, Wisma Persekutuan,
Jalan MITC, Hang Tuah Jaya
75450, Ayer Keroh, Melaka.
Tel. : 06-252 2725
Faks : 06-252 2711
E-mel : jpmelaka@dosm.gov.my

Pengarah,
Jabatan Perangkaan Malaysia, Negeri Sembilan,
Tingkat 12, Wisma Persekutuan,
Jalan Dato' Abdul Kadir,
70000 Seremban, Negeri Sembilan.
Tel. : 06-765 5000
Faks : 06-765 5002
E-mel : jpnsembilan@dosm.gov.my

Pengarah,
Jabatan Perangkaan Malaysia, Negeri Pahang,
Tingkat 7, Bangunan Persekutuan,
Jalan Gambut,
25000 Kuantan, Pahang.
Tel. : 09-516 3931/7
Faks : 09-514 4636
E-mel : jppahang@dosm.gov.my

Pengarah,
Jabatan Perangkaan Malaysia, Negeri Pulau Pinang,
Tingkat 6, Bangunan Persekutuan,
10400 Jalan Anson, Pulau Pinang.
Tel. : 04-226 6244
Faks : 04-229 9499
E-mel : jppulaupinang@dosm.gov.my

Pengarah,
Jabatan Perangkaan Malaysia, Negeri Perak,
Tingkat 3, Blok A,
Bangunan Persekutuan Ipoh,
Jalan Dato' Seri Ahmad Said (Greentown),
30450 Ipoh, Perak.
Tel. : 05-255 4963
Faks : 05-255 1073
E-mel : jpperak@dosm.gov.my

Pengarah,
Jabatan Perangkaan Malaysia, Negeri Perlis,
26B, Aras 2, KPARC,
01000 Kangar, Perlis.
Tel. : 04-977 1221
Faks : 04-977 1223/04-976 8950
E-mel : jpperlis@dosm.gov.my

Pengarah,
Jabatan Perangkaan Malaysia, Negeri Selangor,
Tingkat 9, Bangunan Darul Ehsan,
Jalan Indah, Seksyen 14,
40000 Shah Alam, Selangor.
Tel. : 03-5515 0200
Faks : 03-5518 0408
E-mel : jpselangor@dosm.gov.my

Pengarah,
Jabatan Perangkaan Malaysia, Negeri Terengganu,
Tingkat 9, Wisma Persekutuan,
Jalan Sultan Ismail,
20200 Kuala Terengganu, Terengganu.
Tel. : 09-622 3062
Faks : 09-622 9659
E-mel : admin_jptrg@dosm.gov.my

Pengarah,
Jabatan Perangkaan Malaysia, Negeri Sabah,
Tingkat 1-3, Blok C,
Kompleks Pentadbiran Kerajaan Persekutuan Sabah,
Jalan UMS, Beg Berkunci No. 2046,
88999 Kota Kinabalu, Sabah.
Tel. : 088-484 602
Faks : 088-484 659
E-mel : jpsabah@dosm.gov.my

Pengarah,
Jabatan Perangkaan Malaysia, Negeri Sarawak,
Tingkat 7 & 8, Bangunan Tun Datuk Patinggi
Tuanku Haji Bujang, Jalan Simpang Tiga,
93514 Kuching, Sarawak.
Tel. : 082-240 287
Faks : 082-242 609
E-mel : sarawak@dosm.gov.my

Pengarah,
Jabatan Perangkaan Malaysia, Wilayah Persekutuan,
Tingkat 14 & 15, Wisma FGV,
Jalan Raja Laut,
50350 Kuala Lumpur.
Tel. : 03-2267 2400
Faks : 03-2691 0639
E-mel : jpwpk@dosm.gov.my

Director,
Department of Statistics, Malaysia, Johor,
14th Floor, Menara Tabung Haji,
Jalan Air Molek,
80000 Johor Bahru, Johor.
Tel. : 07-225 3700
Fax : 07-224 9972
Email : [jpojohor@dosm.gov.my](mailto:jpjohor@dosm.gov.my)

Director,
Department of Statistics, Malaysia, Kedah,
1st Floor, Zon C, Wisma Persekutuan,
Pusat Pentadbiran Kerajaan Persekutuan,
Bandar Muadzam Shah,
06550 Anak Bukit, Alor Setar, Kedah.
Tel. : 04-700 1240
Fax : 04-733 8412
Email : jpkedah@dosm.gov.my

Director,
Department of Statistics, Malaysia, Kelantan,
8th Floor, Bangunan Persekutuan,
Jalan Bayam,
15514 Kota Bharu, Kelantan
Tel. : 09-741 9449
Fax : 09-748 2142
Email : jpkelantan@dosm.gov.my

Director,
Department of Statistics, Malaysia, Melaka,
7th & 8th Floor, Wisma Persekutuan,
Jalan MITC, Hang Tuah Jaya,
75450, Ayer Keroh, Melaka.
Tel. : 06-252 2725
Fax : 06-252 2711
Email : jpmelaka@dosm.gov.my

Director,
Department of Statistics, Malaysia, Negeri Sembilan,
12th Floor, Wisma Persekutuan,
Jalan Dato' Abdul Kadir,
70000 Seremban, Negeri Sembilan.
Tel. : 06-765 5000
Fax : 06-765 5002
Email : jpnsembilan@dosm.gov.my

Director,
Department of Statistics, Malaysia, Pahang,
7th Floor, Bangunan Persekutuan,
Jalan Gambut,
25000 Kuantan, Pahang.
Tel. : 09-516 3931/7
Fax : 09-514 4636
Email : jppahang@dosm.gov.my

Director,
Department of Statistics, Malaysia, Pulau Pinang,
6th Floor, Bangunan Persekutuan,
10400 Jalan Anson, Pulau Pinang.
Tel. : 04-226 6244
Fax : 04-229 9499
Email : jppulaupinang@dosm.gov.my

Director,
Department of Statistics, Malaysia, Perak,
3rd Floor, Block A,
Bangunan Persekutuan Ipoh,
Jalan Dato' Seri Ahmad Said (Greentown),
30450 Ipoh, Perak.
Tel. : 05-255 4963
Fax : 05-255 1073
Email : jpperak@dosm.gov.my

Director,
Department of Statistics, Malaysia, Perlis,
26B, Aras 2, KPARC,
01000 Kangar, Perlis.
Tel. : 04-977 1221
Fax : 04-977 1223/04-976 8950
Email : jpperlis@dosm.gov.my



Director,
Department of Statistics, Malaysia, Selangor,
9th Floor, Bangunan Darul Ehsan,
Jalan Indah, Seksyen 14,
40000 Shah Alam, Selangor.
Tel. : 03-5515 0200
Fax : 03-5518 0408
Email : jpselangor@dosm.gov.my

Director,
Department of Statistics, Malaysia, Terengganu,
9th Floor, Wisma Persekutuan,
Jalan Sultan Ismail,
20200 Kuala Terengganu, Terengganu.
Tel. : 09-622 3062
Fax : 09-622 9659
Email : admin_jptrg@dosm.gov.my

Director,
Department of Statistics, Malaysia, Sabah,
Level 1-3, Block C,
Kompleks Pentadbiran Kerajaan Persekutuan Sabah,
Jalan UMS, Beg Berkunci No. 2046,
88999 Kota Kinabalu, Sabah.
Tel. : 088-484 602
Fax : 088-484 659
Email : jpsabah@dosm.gov.my

Director,
Department of Statistics, Malaysia, Sarawak,
7th & 8th Floor, Bangunan Tun Datuk Patinggi
Tuanku Haji Bujang, Jalan Simpang Tiga,
93514 Kuching, Sarawak.
Tel. : 082-240 287
Fax : 082-242 609
Email : sarawak@dosm.gov.my

Director,
Department of Statistics, Malaysia, Federal Territories,
14th & 15th Floor, Wisma FGV,
Jalan Raja Laut,
50350 Kuala Lumpur.
Tel. : 03-2267 2400
Fax : 03-2691 0639
Email : jpwpl@dosm.gov.my



<https://www.dosm.gov.my>



@StatsMalaysia