



**JABATAN PERDANA MENTERI
JABATAN PERANGKAAN MALAYSIA**

PERANGKAAN PEMBUATAN BULANAN
MONTHLY MANUFACTURING STATISTICS

JULAI **2022**
JULY

Dikeluarkan pada : **9** **SEPTEMBER** **2022**
Released on *SEPTEMBER*

PEMAKLUMAN / ANNOUNCEMENT

Jabatan Perangkaan Malaysia (DOSM) sedang menjalankan Survei Pendapatan, Perbelanjaan Isi Rumah dan Kemudahan Asas (HIES/BA) 2022 bermula dari 1 Januari 2022 sehingga 31 Disember 2022 dan Survei Ekonomi Tahunan (AES) 2022 bermula dari 15 April 2022 sehingga 30 September 2022. DOSM amat menghargai kerjasama daripada responden yang terpilih untuk memberikan maklumat kepada DOSM serta menjayakan survei ini. Sila layari www.dosm.gov.my untuk maklumat lanjut.

Penerbitan statistik ekonomi dan sosial iaitu PocketStats yang mengandungi statistik suku tahunan dan tahunan boleh diperoleh dari portal DOSM atau melalui pautan https://bit.ly/PocketStats_2022.

Dimaklumkan bahawa Kerajaan Malaysia telah mengisytiharkan Hari Statistik Negara (MyStats Day) pada 20 Oktober setiap tahun. Tema sambutan MyStats Day adalah "Connecting the World with Data We Can Trust".

The Department of Statistics Malaysia (DOSM) is conducting the Household Income, Expenditure and Basic Amenities Survey (HIES/BA) 2022 from 1st January 2022 until 31st December 2022 and the Annual Economic Survey (AES) 2022 from 15th April 2022 until 30th September 2022. DOSM greatly appreciates the cooperation given by selected respondents by sharing their information with DOSM and making the survey a success. Please visit www.dosm.gov.my for more information.

Economic and social statistics publication namely PocketStats which contain quarterly and annual statistics can be obtained from the DOSM portal or via the link https://bit.ly/PocketStats_2022.

Please be informed that the Government of Malaysia has declared National Statistics Day (MyStats Day) on October 20 each year. MyStats Day theme is "Connecting the World with Data We Can Trust".

Diterbitkan dan dicetak oleh / *Published and printed by:*

Jabatan Perangkaan Malaysia
Department of Statistics Malaysia

Blok C6, Kompleks C,
Pusat Pentadbiran Kerajaan Persekutuan
62514 Putrajaya,
MALAYSIA

Tel. : 03-88857000
Faks/Fax : 03-88889248
Portal : <https://www.dosm.gov.my>
Facebook/Twitter/Instagram : StatsMalaysia
Emel/Email : info@dosm.gov.my (pertanyaan umum/general enquiries)
: data@dosm.gov.my (pertanyaan & permintaan data/data request & enquiries)
Harga/Price : RM10.00

Diterbitkan pada September 2022/*Published in September 2022*

Hakcipta terpelihara/All rights reserved.

Tiada bahagian daripada terbitan ini boleh diterbitkan semula, disimpan untuk pengeluaran atau ditukar dalam apa-apa bentuk atau alat apa jua pun kecuali setelah mendapat kebenaran daripada Jabatan Perangkaan Malaysia. Pengguna yang mengeluarkan sebarang maklumat dari terbitan ini sama ada yang asal atau diolah semula hendaklah meletakkan kenyataan berikut:

“Sumber: Jabatan Perangkaan Malaysia”.

No part of this publication may be reproduced or distributed in any form or by any means or stored in database without the prior written permission from Department of Statistics, Malaysia. Users reproducing content of this publication with or without adaptation should quote the following.

“Source: Department of Statistics Malaysia”.

ISSN 0128-3499



KATA PENGANTAR

Penerbitan ini memaparkan perangkaan nilai jualan, bilangan pekerja bergaji dan gaji & upah secara bulanan berdasarkan Survei Pembuatan Bulanan. Objektif utama penerbitan ini adalah untuk menyediakan data aliran terkini sektor pembuatan bagi membantu pengguna dalam perancangan dan penggubalan dasar serta membuat keputusan.

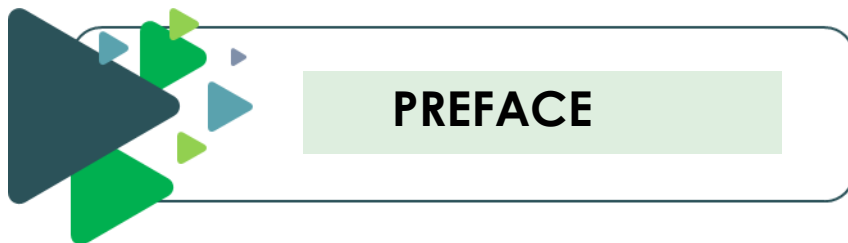
Ringkasan penemuan dan jadual perangkaan yang terperinci dipaparkan masing-masing pada bahagian pertama dan kedua penerbitan ini. Sementara itu, aspek teknikal seperti skop dan liputan, konsep dan definisi yang digunakan dimuatkan pada bahagian ketiga bagi membantu pengguna memahami statistik yang diterbitkan.

Jabatan Perangkaan Malaysia merakamkan penghargaan atas kerjasama yang diberikan oleh responden dan juga semua pihak yang telah menyumbang secara langsung dan tidak langsung dalam menjayakan penerbitan ini. Setiap maklum balas dan cadangan untuk penambahbaikan penerbitan ini pada masa akan datang amat dihargai.

Dato' Sri Dr. Mohd Uzir Mahidin

Ketua Perangkawan Malaysia

September 2022



This publication presents monthly statistics on sales value, number of employees and salaries & wages based on the Monthly Manufacturing Survey. The main objective of this publication is to provide statistics on the latest trends of the manufacturing sector to assist users in the planning and formulation of policies and decision making.

The summary findings and detailed statistical tables are highlighted in the first and second part of this publication. Meanwhile, the technical aspects on scope and coverage, concepts and definitions used are provided in the third part to assist users to understand the published statistics.

The Department of Statistics, Malaysia gratefully acknowledges the co-operation rendered by the respondents as well as all parties who have contributed directly and indirectly in making this publication a success. Every feedback and suggestion towards improving future publication is highly appreciated.

Dato' Sri Dr. Mohd Uzir Mahidin

Chief Statistician Malaysia

September 2022



KANDUNGAN CONTENTS

	Muka Surat <i>Page</i>
Kata Pengantar / Preface	i - ii
Kandungan / Contents	iii - iv
Kalendar Awalan Keluaran 2022 / Advance Release Calendar 2022	v
Penemuan Utama / Main Findings	
Ringkasan Penemuan Perangkaan Pembuatan Bulanan (PPB), Julai 2022 <i>Summary of Findings Monthly Manufacturing Statistics (MMS), July 2022</i>	1 - 8
Jadual / Tables	
1 Perangkaan Utama Bagi Sektor Pembuatan <i>Principal Statistics of Manufacturing Sector</i>	9
1.1a Nilai Jualan Sektor Pembuatan Mengikut Subsektor <i>Sales Value of Manufacturing Sector by Sub-sector</i>	10 - 13
1.1b Nilai Jualan Sektor Pembuatan Mengikut Subsektor: Perubahan Peratusan Tahunan <i>Sales Value of Manufacturing Sector by Sub-sector: Annual Percentage Change</i>	14 - 15
1.1c Nilai Jualan Sektor Pembuatan Mengikut Subsektor: Perubahan Peratusan Bulanan/Suku Tahunan <i>Sales Value of Manufacturing Sector by Sub-sector: Monthly/Quarterly Percentage Change</i>	16 - 17
1.2a Bilangan Pekerja Bergaji Sektor Pembuatan Mengikut Subsektor <i>Number of Paid Employees of Manufacturing Sector by Sub-sector</i>	18 - 21
1.2b Bilangan Pekerja Bergaji Sektor Pembuatan Mengikut Subsektor: Perubahan Peratusan Tahunan <i>Number of Paid Employees of Manufacturing Sector by Sub-sector: Annual Percentage Change</i>	22 - 23
1.2c Bilangan Pekerja Bergaji Sektor Pembuatan Mengikut Subsektor: Perubahan Peratusan Bulanan/Suku Tahunan <i>Number of Paid Employees of Manufacturing Sector by Sub-sector: Monthly/Quarterly Percentage Change</i>	24 - 25
1.3a Gaji dan Upah yang Dibayar Sektor Pembuatan Mengikut Subsektor <i>Salaries and Wages Paid of Manufacturing Sector by Sub-sector</i>	26 - 29
1.3b Gaji dan Upah yang Dibayar Sektor Pembuatan Mengikut Subsektor: Perubahan Peratusan Tahunan <i>Salaries and Wages Paid of Manufacturing Sector by Sub-sector: Annual Percentage Change</i>	30 - 31



KANDUNGAN

CONTENTS

Muka Surat

Page

Jadual / Tables

1.3c	Gaji dan Upah yang Dibayar Sektor Pembuatan Mengikut Subsektor: Perubahan Peratusan Bulanan/Suku Tahunan <i>Salaries and Wages Paid of Manufacturing Sector by Sub-sector: Monthly/Quarterly Percentage Change</i>	32 - 33
1.4a	Nilai Jualan Sektor Pembuatan Mengikut Kumpulan <i>Sales Value of Manufacturing Sector by Group</i>	34 - 49
1.4b	Nilai Jualan Sektor Pembuatan Mengikut Kumpulan: Perubahan Peratusan Tahunan <i>Sales Value of Manufacturing Sector by Group: Annual Percentage Change</i>	50 - 57
1.4c	Nilai Jualan Sektor Pembuatan Mengikut Kumpulan: Perubahan Peratusan Bulanan/Suku Tahunan <i>Sales Value of Manufacturing Sector by Group: Monthly/Quarterly Percentage Change</i>	58 - 65
1.5a	Bilangan Pekerja Bergaji Sektor Pembuatan Mengikut Kumpulan <i>Number of Paid Employees of Manufacturing Sector by Group</i>	66 - 81
1.5b	Bilangan Pekerja Bergaji Sektor Pembuatan Mengikut Kumpulan: Perubahan Peratusan Tahunan <i>Number of Paid Employees of Manufacturing Sector by Group: Annual Percentage Change</i>	82 - 89
1.5c	Bilangan Pekerja Bergaji Sektor Pembuatan Mengikut Kumpulan: Perubahan Peratusan Bulanan/Suku Tahunan <i>Number of Paid Employees of Manufacturing Sector by Group: Monthly/Quarterly Percentage Change</i>	90 - 97
1.6a	Gaji dan Upah yang Dibayar Sektor Pembuatan Mengikut Kumpulan <i>Salaries and Wages Paid of Manufacturing Sector by Group</i>	98 - 113
1.6b	Gaji dan Upah yang Dibayar Sektor Pembuatan Mengikut Kumpulan: Perubahan Peratusan Tahunan <i>Salaries and Wages Paid of Manufacturing Sector by Group: Annual Percentage Change</i>	114 - 121
1.6c	Gaji dan Upah yang Dibayar Sektor Pembuatan Mengikut Kumpulan: Perubahan Peratusan Bulanan/Suku Tahunan <i>Salaries and Wages Paid of Manufacturing Sector by Group: Monthly/Quarterly Percentage Change</i>	122 - 129
2	Pengeluaran Produk Utama dalam Industri Pembuatan yang Terpilih <i>Production of Major Products in Selected Manufacturing Industries</i>	130 - 138

Nota Teknikal / Technical Notes

139 - 152



**KALENDAR KELUARAN AWALAN 2022,
PERANGKAAN PEMBUATAN BULANAN**
ADVANCE RELEASE CALENDAR YEAR 2022,
MONTHLY MANUFACTURING STATISTICS

Bulan rujukan / Reference month	Tarikh / Date
Januari 2022 / January 2022	11.03.2022
Februari 2022 / February 2022	11.04.2022
Mac 2022 / March 2022	10.05.2022
April 2022 / April 2022	10.06.2022
Mei 2022 / May 2022	08.07.2022
Jun 2022 / June 2022	09.08.2022
Julai 2022 / July 2022	09.09.2022
Ogos 2022 / August 2022	12.10.2022
September 2022 / September 2022	08.11.2022
Oktober 2022 / October 2022	12.12.2022
November 2022 / November 2022	10.01.2023
Disember 2022 / December 2022	08.02.2023

Nota / Notes :

Kenyataan akhbar dihantar kepada pihak media pada tarikh pengeluaran dengan masa embargo ditetapkan bagi penyiaran. Kenyataan akhbar tersebut disiarkan selepas masa embargo di portal Jabatan Perangkaan Malaysia (<http://www.dosm.gov.my>)


A press statement is issued to the media on the date of release with a specified embargo time for release. The press statement is posted after the embargo time on the portal of Department of Statistics Malaysia (<http://www.dosm.gov.my>)



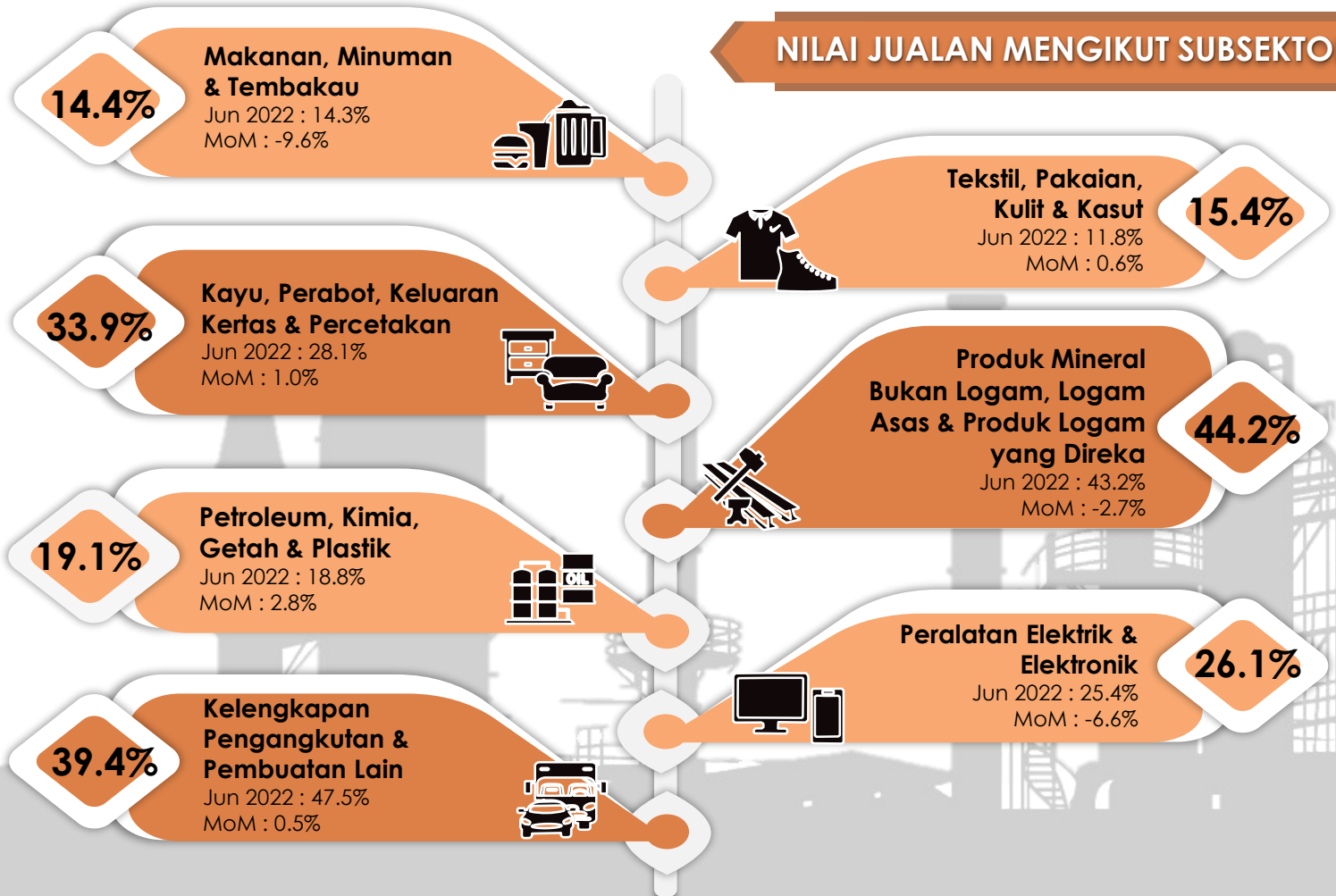
RINGKASAN PENEMUAN
SUMMARY OF FINDINGS



Nilai jualan sektor Pembuatan Malaysia berkembang 23.8 peratus pada Julai 2022, berjumlah RM148.4 bilion

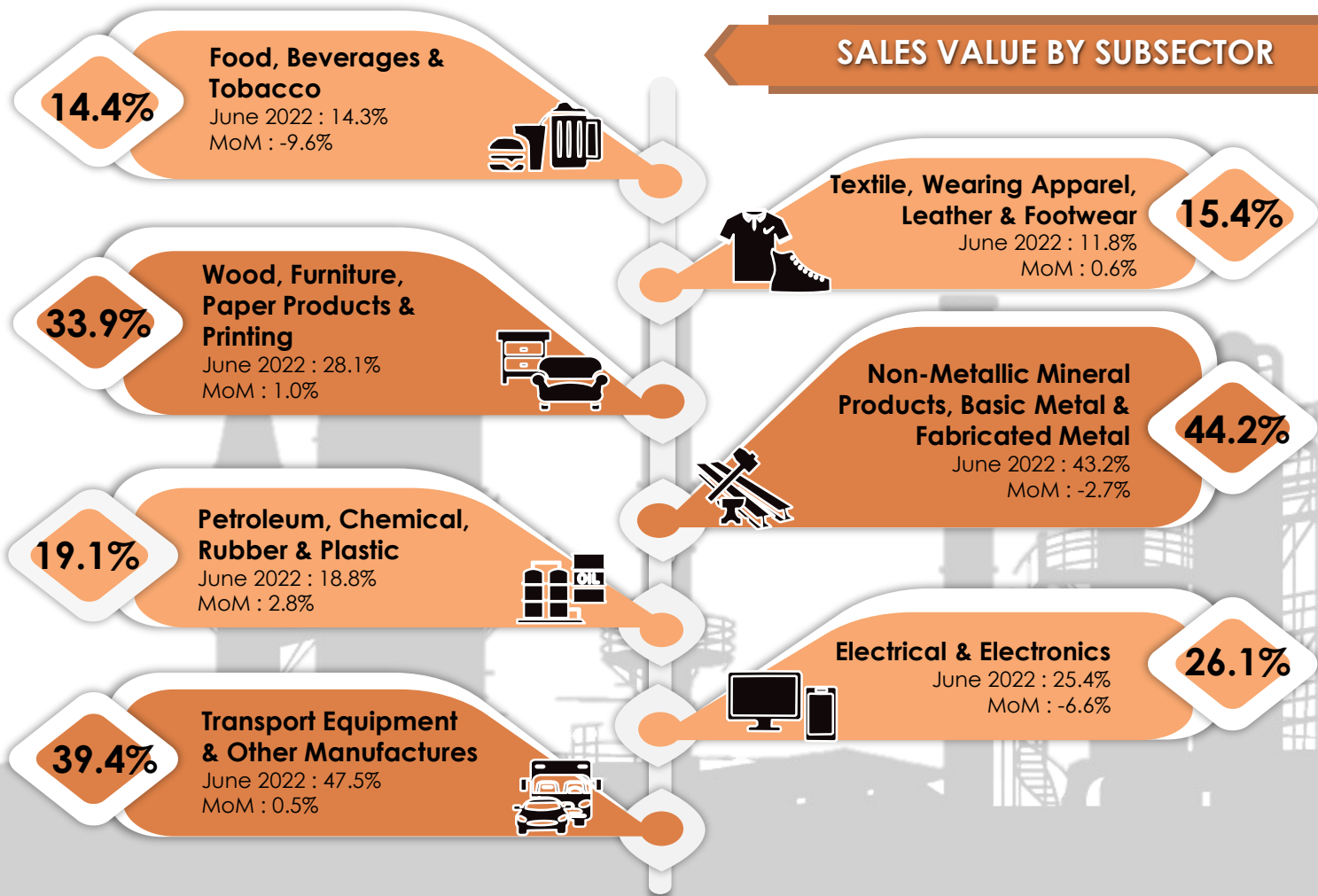
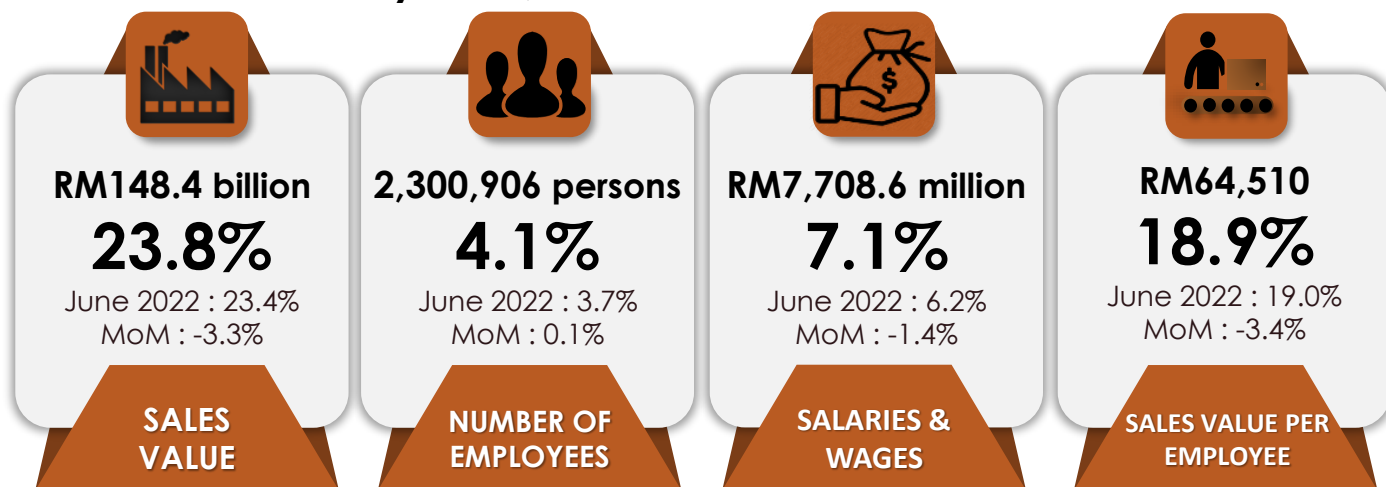


NILAI JUALAN MENGIKUT SUBSEKTOR





Malaysia's Manufacturing sales value expanded 23.8 per cent in July 2022, amounted to RM148.4 billion



Note: Percentage growth refers to Year-on-Year (YoY) and Month-on-Month (MoM) changes

PERANGKAAAN PEMBUATAN BULANAN, MALAYSIA JULAI 2022

PRESTASI BULAN JULAI 2022

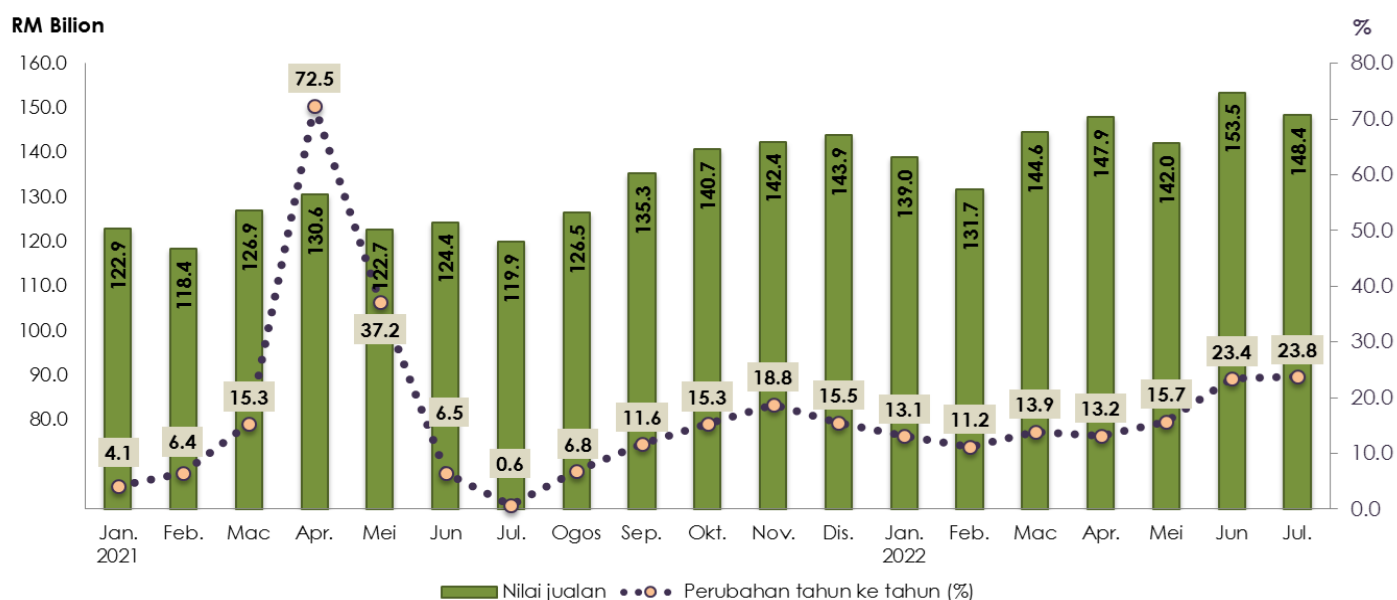
1

NILAI JUALAN SEKTOR PEMBUATAN

Nilai jualan sektor Pembuatan Malaysia pada bulan Julai 2022 berjumlah **RM148.4 bilion** meningkat kepada **23.8 peratus** berbanding RM119.9 bilion yang dilaporkan pada tahun sebelumnya (**Carta 1**). Berasaskan pertumbuhan bulan ke bulan, nilai jualan menyusut **3.3 peratus** (Jun 2022: RM153.5 bilion) manakala bagi terma pelarasan musim, nilai jualan menurun **6.8 peratus**.

Peningkatan tahun ke tahun pada bulan Julai 2022 adalah dipacu oleh Produk Peralatan Elektrik & Elektronik (**26.1%**), Produk Petroleum, Kimia, Getah & Plastik (**19.1%**) dan Produk Mineral Bukan Logam, Logam Asas dan Produk Logam yang Direka (**44.2%**).

Carta 1: Nilai Jualan Sektor Pembuatan



* Nota :

- Laporan ini boleh diperolehi daripada laman portal Jabatan Perangkaan Malaysia (<https://www.dosm.gov.my>) di bawah ruangan: **Siaran Terkini**.
- Data bagi bulan Julai 2022 merupakan data **awalan** Data ini akan dikemaskini berdasarkan data terkini yang diperolehi dan akan diterbitkan dalam penerbitan bulan Ogos 2022.



2

BILANGAN PEKERJA

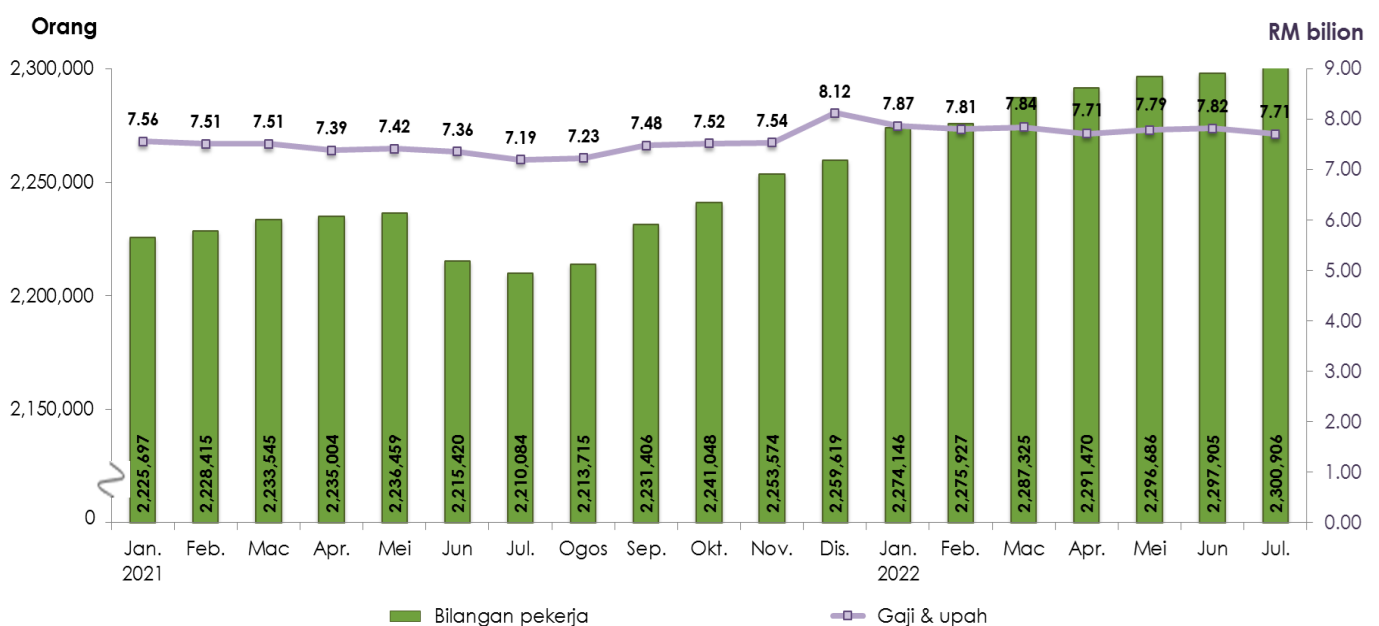
Jumlah pekerja sektor Pembuatan pada bulan Julai 2022 adalah seramai **2,300,906 orang**, meningkat **4.1 peratus** berbanding 2,210,084 orang pada Julai 2021 (**Carta 2**). Pada tempoh rujukan tersebut, bilangan pekerja meningkat **0.1 peratus** berbanding 2,297,905 orang dicatatkan pada bulan sebelumnya.

3

GAJI & UPAH

Gaji & upah yang dibayar adalah berjumlah **RM7,708.6 juta**, meningkat **7.1 peratus** atau **RM513.8 juta** pada Julai 2022 berbanding bulan yang sama tahun sebelumnya. Sementara itu, nilai gaji & upah yang dibayar pada bulan Julai 2022 berkurang **1.4 peratus** (**RM107.4 juta**) berbanding Jun 2022.

Carta 2: Bilangan Pekerja dan Gaji & Upah Sektor Pembuatan



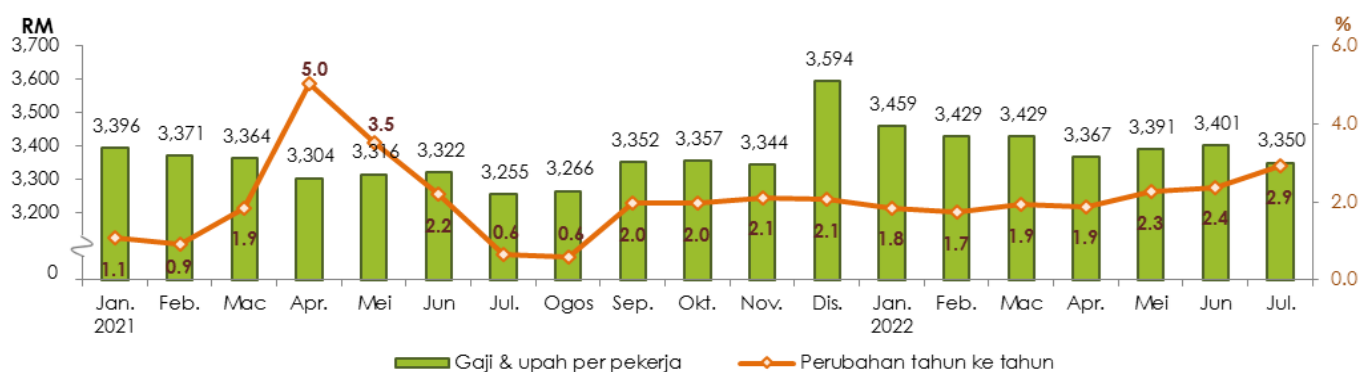


4

PURATA GAJI & UPAH PER PEKERJA

Purata gaji & upah yang dibayar bagi setiap pekerja pada bulan Julai 2022 adalah sebanyak **RM3,350** iaitu meningkat **2.9 peratus** berbanding bulan yang sama tahun 2021 (**Carta 3**). Sementara itu, purata gaji & upah bagi setiap pekerja menyusut **1.5 peratus** berbanding Jun 2022.

Carta 3: Gaji & Upah Per Pekerja Sektor Pembuatan

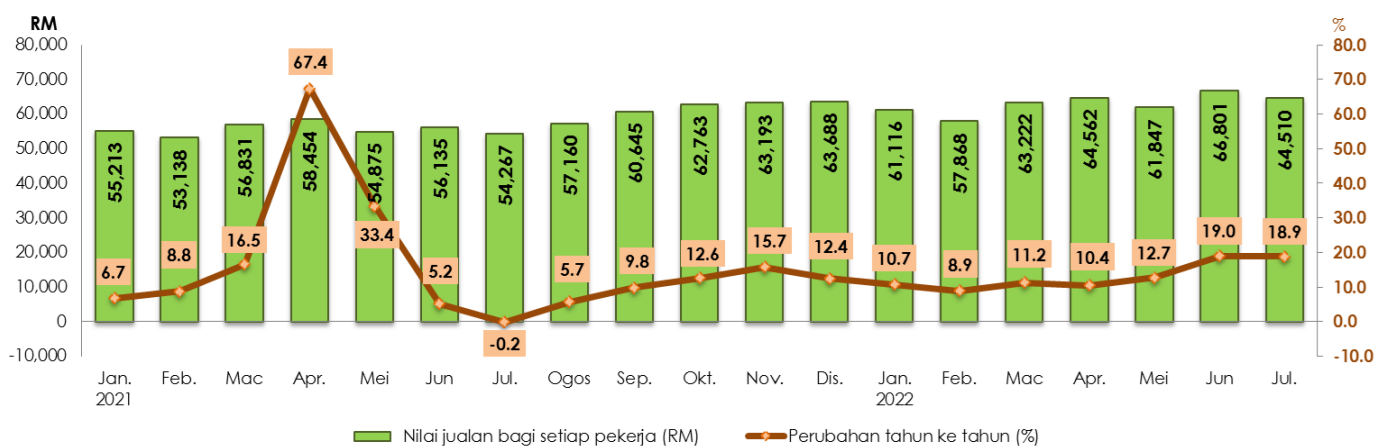


5

NILAI JUALAN PER PEKERJA

Nilai jualan bagi setiap pekerja pada Julai 2022 meningkat **18.9 peratus** kepada **RM64,510** berbanding bulan yang sama tahun sebelumnya (**Carta 4**). Sementara itu, berdasarkan bulan ke bulan, purata nilai jualan bagi setiap pekerja menguncup **3.4 peratus**.

Carta 4: Nilai Jualan Per Pekerja Sektor Pembuatan





6

PRESTASI BAGI TEMPOH JANUARI-JULAI 2022

Nilai jualan sektor Pembuatan bagi tempoh Januari hingga Julai 2022 merekodkan peningkatan **16.3 peratus** kepada **RM1,007.2 bilion** berbanding tempoh yang sama tahun 2021. Bilangan pekerja pada tempoh tersebut merekodkan pertumbuhan **4.1 peratus** kepada **2,300,906 orang** manakala gaji & upah dibayar mencatatkan peningkatan **5.0 peratus** kepada **RM54.5 bilion**.

Nilai jualan per pekerja pada tempoh rujukan meningkat sebanyak **11.7 peratus** kepada **RM437,749**. Butiran terperinci seperti yang ditunjukkan di dalam Jadual A.

**Jadual A : Nilai Jualan, Bilangan Pekerja dan Gaji & Upah,
Januari-Julai 2021 dan 2022**

Perangkaan Pembuatan Bulanan	Januari-Julai		% Perubahan
	2021	2022	
Nilai Jualan (RM juta)	865,902.7	1,007,218.1	16.3
Bilangan Pekerja	2,210,084	2,300,906	4.1
Gaji & Upah (RM juta)	51,940.8	54,539.9	5.0
Nilai Jualan Per Pekerja (RM)	391,796	437,749	11.7

MONTHLY MANUFACTURING STATISTICS, MALAYSIA

JULY 2022

PERFORMANCE IN JULY 2022

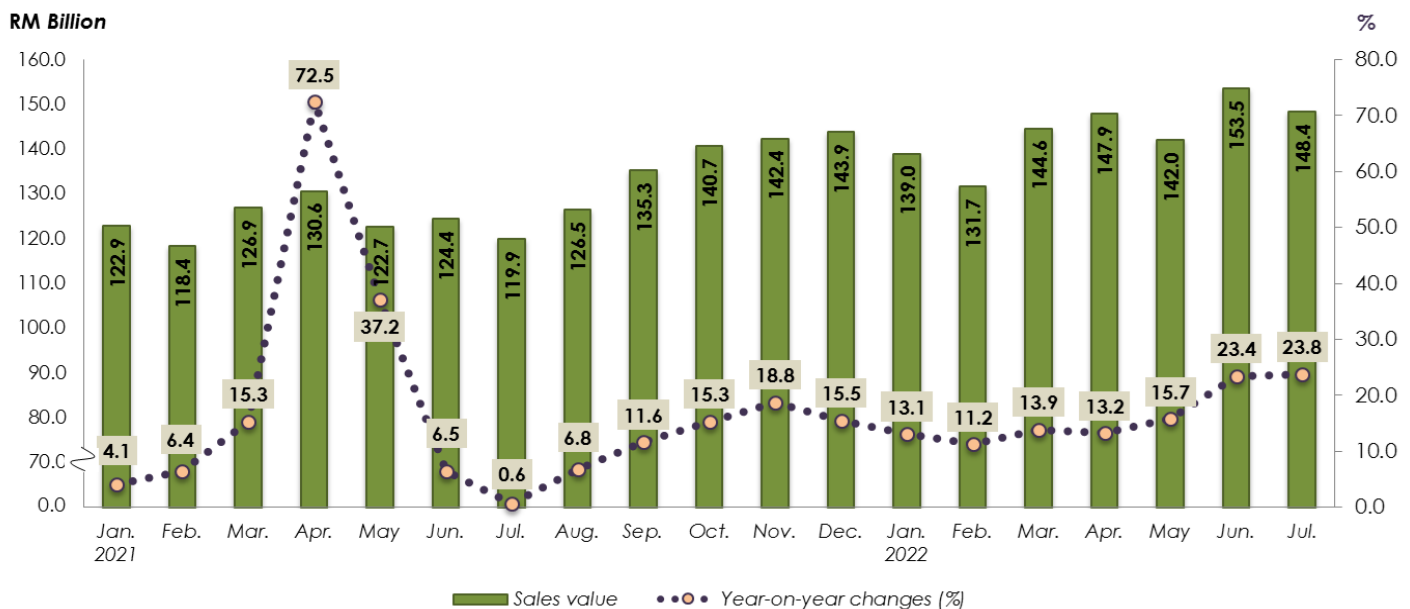
1

SALES VALUE OF THE MANUFACTURING SECTOR

Malaysia's Manufacturing sales value in July 2022 stood at **RM148.4 billion**, grew **23.8 per cent** as compared to RM119.9 billion reported a year ago (**Chart 1**). Based on month-on-month growth, the sales value depreciated by **3.3 per cent** (June 2022: RM153.5 billion) while in a seasonally adjusted terms, the sales value decreased by **6.8 per cent**.

The year-on-year increment in July 2022 was driven by Electrical & Electronics Products (**26.1%**), Petroleum, Chemical, Rubber & Plastic Products (**19.1%**) and Non-Metallic Mineral Products, Basic Metal & Fabricated Metal Products (**44.2%**).

Chart 1: Sales Value of the Manufacturing Sector



***Notes:**

1. This report can be accessed through the web portal of the Department of Statistics, Malaysia (<https://www.dosm.gov.my>) under the section: **Latest Releases**.
2. Data for July 2022 is **provisional**. The data will be updated based on the latest available figures and subsequently published in the August 2022 publication.



2

NUMBER OF EMPLOYEES

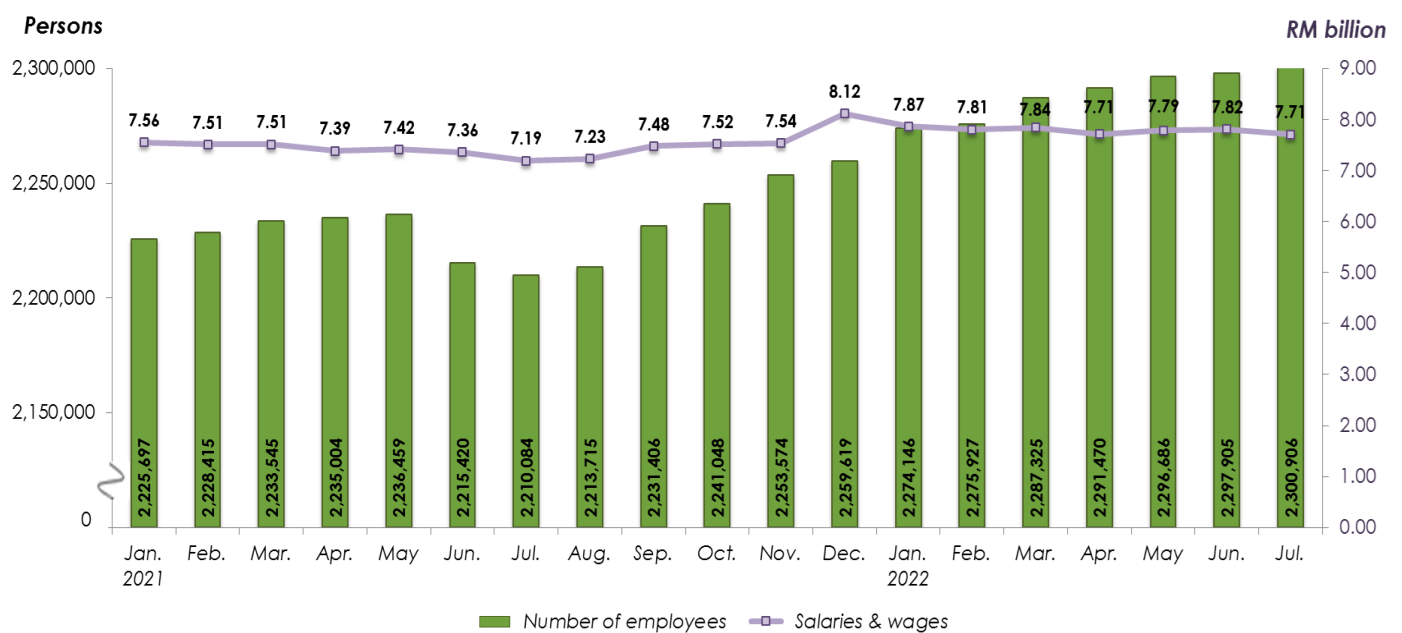
Total employees engaged in the Manufacturing sector in July 2022 was **2,300,906 persons**, an increase of **4.1 per cent** as compared to 2,210,084 persons in July 2021 (**Chart 2**). During the reference period, the number of employees increased by **0.1 per cent** as compared to 2,297,905 persons registered in the preceding month.

3

SALARIES & WAGES

Salaries & wages paid amounted to **RM7,708.6 million**, rose by **7.1 per cent** or **RM513.8 million** in July 2022 as against the same month of the preceding year. Meanwhile, salaries & wages paid in July 2022 less by **1.4 per cent** (**RM107.4 million**) as compared to June 2022.

Chart 2 : Number of Employees and Salaries & Wages in Manufacturing Sector

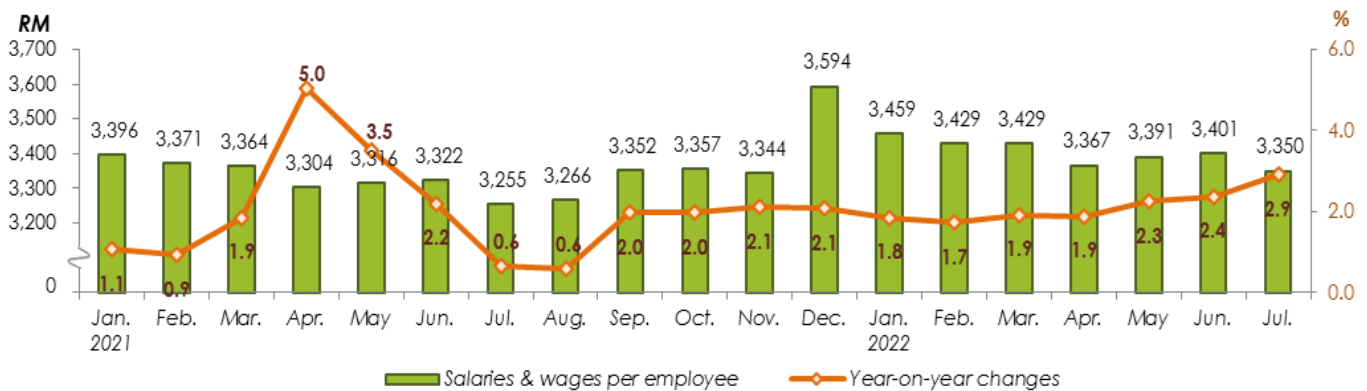




4 AVERAGE SALARIES & WAGES PER EMPLOYEE

The average salaries & wages paid per employee in July 2022 was **RM3,350**, increased by **2.9 per cent** as compared to the same month in 2021 (**Chart 3**). Whilst, average salaries & wages paid per employee decreased **1.5 per cent** as compared to June 2022.

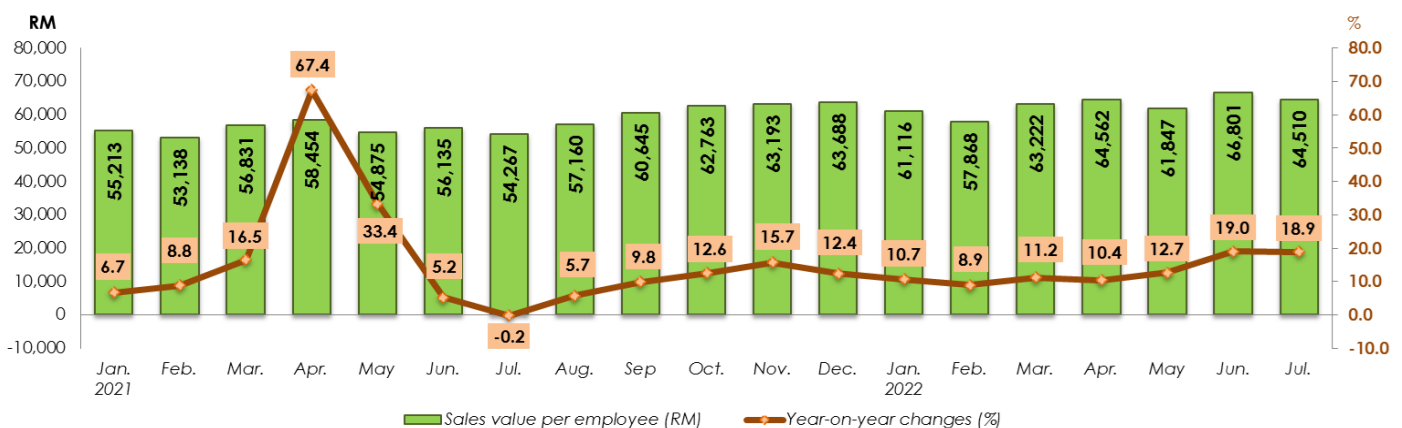
Chart 3 : Salaries & Wages Per Employee in Manufacturing Sector



5 SALES VALUE PER EMPLOYEE

The sales value per employee in July 2022 increased by **18.9 per cent** to register **RM64,510** as compared with the same month of the previous year (**Chart 4**). Meanwhile, on month-on-month basis, the average sales value per employee shrank by **3.4 per cent**.

Chart 4 : Sales Value Per Employee in Manufacturing Sector





6

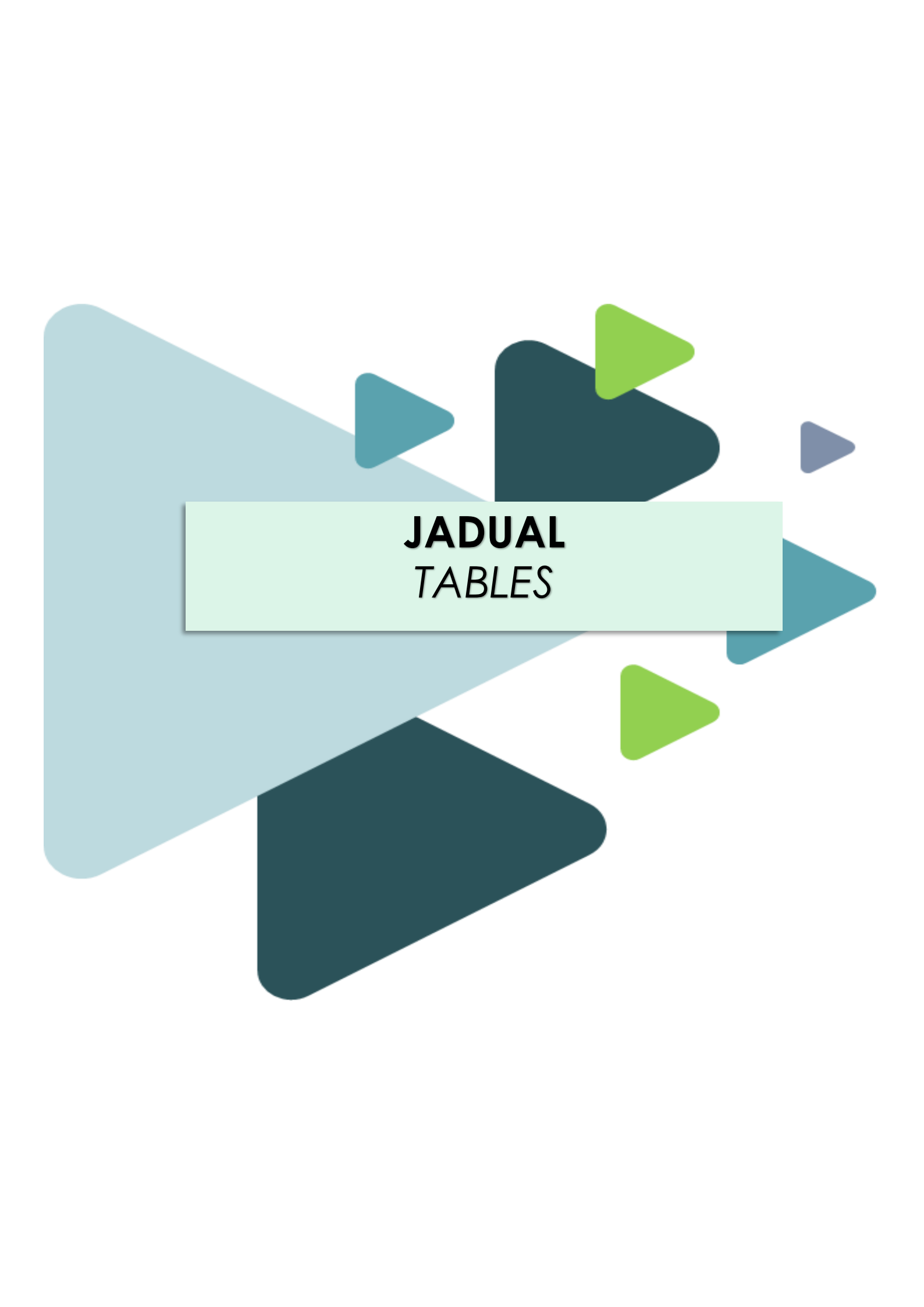
PERFORMANCE IN THE PERIOD JANUARY-JULY 2022

The sales value of the Manufacturing sector in the period January to July 2022 registered an increase of **16.3 per cent** to **RM1,007.2 billion** as compared to the same period of 2021. The number of employees engaged during the period rose by **4.1 per cent** to register **2,300,906 persons** while salaries & wages paid went up by **5.0 per cent** to **RM54.5 billion**.

The sales value per employee during the reference period rose by **11.7 per cent** to record **RM437,749**. The detailed information as shown in Table A.

**Table A: Sales Value, Number of Employees and Salaries & Wages,
January-July 2021 and 2022**

Monthly Manufacturing Statistics	January-July		% Change
	2021	2022	
Sales Value (RM million)	865,902.7	1,007,218.1	16.3
Number of Employees	2,210,084	2,300,906	4.1
Salaries & Wages (RM million)	51,940.8	54,539.9	5.0
Sales Value Per Employee (RM)	391,796	437,749	11.7



JADUAL
TABLES

Jadual **1** : Perangkaan Utama Sektor Pembuatan
Table : Principal Statistics of Manufacturing Sector

Tempoh Period	Nilai Jualan Produk Yang Dibuat Sendiri (Di Kilang) Sales value of own (Ex-factory) (RM Juta/Million)				Bilangan Pekerja Bergaji Pada Akhir Tempoh Number of employees engaged at end of period				Gaji & Upah Yang Dibayar Salaries & wages paid (RM Juta/Million)				
	Data Asal (Original Data)	% YoY	Pelarasan Musim (Seasonally Adjusted)	% MoM	Data Asal (Original Data)	% YoY	Pelarasan Musim (Seasonally Adjusted)	% MoM	Data Asal (Original Data)	% YoY	Pelarasan Musim (Seasonally Adjusted)	% MoM	
2019	1,376,027				2,243,788				88,206				
2020	1,346,620 -2.1				2,199,195 -2.0				87,194 -1.1				
2021	1,554,738 15.5				2,259,619 2.7				89,830 3.0				
2021	Q1	368,234	8.5		2,233,545	-1.1			22,584	-0.6			
	Q2	377,735	33.9		2,215,420	1.2			22,162	6.0			
	Q3	381,793	6.4		2,231,406	1.6			21,904	2.3			
	Q4	426,976	16.5		2,259,619	2.7			23,180	4.7			
2022	Q1	415,298	12.8		2,287,325	2.4			23,513	4.1			
	Q2	443,489	17.4		2,297,905	3.7			23,318	5.2			
2021 (Jan. - Jul.)	865,903 16.9				2,210,084 0.8				51,941 2.4				
2022 (Jan. - Jul.)	1,007,218 16.3				2,300,906 4.1				54,540 5.0				
2021	Jan.	122,887	4.1	119,811	0.01	2,225,697	-2.4	2,211,521	0.2	7,558	-1.4	7,423	-0.02
	Feb.	118,412	6.4	129,751	8.3	2,228,415	-2.2	2,214,552	0.1	7,512	-1.3	7,463	0.5
	Mac	126,935	15.3	127,089	-2.1	2,233,545	-1.1	2,224,979	0.5	7,514	0.8	7,407	-0.8
	Apr.	130,646	72.5	135,527	6.6	2,235,004	3.0	2,230,721	0.3	7,386	8.2	7,405	-0.03
	Mei	122,726	37.2	127,415	-6.0	2,236,459	2.8	2,229,970	-0.03	7,416	6.4	7,470	0.9
	Jun	124,363	6.5	128,805	1.1	2,215,420	1.2	2,220,505	-0.4	7,360	3.5	7,426	-0.6
	Jul.	119,934	0.6	118,568	-7.9	2,210,084	0.8	2,212,629	-0.4	7,195	1.5	7,259	-2.2
	Ogo.	126,536	6.8	123,906	4.5	2,213,715	1.0	2,220,109	0.3	7,231	1.7	7,300	0.6
	Sep.	135,323	11.6	131,658	6.3	2,231,406	1.6	2,235,340	0.7	7,479	3.6	7,527	3.1
	Okt.	140,655	15.3	134,714	2.3	2,241,048	2.4	2,251,834	0.7	7,523	4.4	7,635	1.4
	Nov.	142,411	18.8	138,859	3.1	2,253,574	2.6	2,263,852	0.5	7,536	4.8	7,722	1.1
	Dis.	143,911	15.5	138,236	-0.4	2,259,619	2.7	2,267,988	0.2	8,122	4.9	7,783	0.8
2022	Jan.	138,986	13.1	135,764	-1.8	2,274,146	2.2	2,250,916	-0.8	7,865	4.1	7,650	-1.7
	Feb.	131,703	11.2	142,979	5.3	2,275,927	2.1	2,260,870	0.4	7,805	3.9	7,737	1.1
	Mac	144,610	13.9	145,074	1.5	2,287,325	2.4	2,278,552	0.8	7,843	4.4	7,750	0.2
	Apr.	147,942	13.2	150,533	3.8	2,291,471	2.5	2,284,548	0.3	7,715	4.5	7,780	0.4
	Mei	142,043	15.7	148,877	-1.1	2,296,686	2.7	2,291,782	0.3	7,787	5.0	7,876	1.2
	Jun	153,503	23.4	159,199	6.9	2,297,905	3.7	2,307,458	0.7	7,816	6.2	7,932	0.7
	Jul.	148,431	23.8	148,440	-6.8	2,300,906	4.1	2,308,756	0.1	7,709	7.1	7,832	-1.3

Jadual **1.1a** : Nilai Jualan Sektor Pembuatan Mengikut Subsektor
 Table **1.1a** : Sales Value of Manufacturing Sector by Sub-sector

Subsektor Sub-sector	2020	2021	2021				
			Q1	Q2	Q3	Q4	
1. Makanan, minuman dan tembakau <i>Food, beverages and tobacco</i>	251,984	283,918	59,219	73,656	73,063	77,981	
10 Pembuatan produk makanan <i>Manufacture of food products</i>	239,437	270,349	55,237	70,737	70,520	73,855	
11 Pembuatan minuman <i>Manufacture of beverages</i>	9,487	10,629	3,009	2,325	2,276	3,019	
12 Pembuatan produk tembakau <i>Manufacture of tobacco products</i>	3,060	2,940	973	594	266	1,108	
2. Tekstil, pakaian, kulit dan kasut <i>Textiles, wearing apparel, leather and footwear</i>	19,816	21,954	5,641	5,199	5,046	6,068	
13 Pembuatan tekstil <i>Manufacture of textiles</i>	8,867	10,728	2,594	2,678	2,542	2,913	
14 Pembuatan pakaian <i>Manufacture of wearing apparel</i>	8,771	9,037	2,391	2,057	2,097	2,492	
15 Pembuatan produk kulit dan barangan berkaitan <i>Manufacture of leather and related products</i>	2,177	2,189	656	463	408	662	
3. Produk kayu, perabot, keluaran kertas dan percetakan <i>Wood products, furniture, paper products and printing</i>	72,615	76,494	21,054	16,461	16,769	22,210	
16 Pembuatan kayu dan produk kayu dan gabus, kecuali perabot; pembuatan bagi artikel jerami dan bahan-bahan anyaman <i>Manufacture of wood and products of wood and cork, except furniture; manufacture of articles of straw and plaiting materials</i>	22,282	23,028	6,881	4,165	4,709	7,273	
17 Pembuatan kertas dan produk kertas <i>Manufacture of paper and paper products</i>	22,276	25,788	6,180	6,384	6,476	6,748	
18 Percetakan dan penerbitan semula media rakaman <i>Printing and reproduction of recorded media</i>	11,533	12,098	3,291	2,682	2,708	3,417	
31 Pembuatan perabot <i>Manufacture of furniture</i>	16,524	15,579	4,702	3,230	2,876	4,772	
4. Petroleum, kimia, getah dan plastik <i>Petroleum, chemical, rubber and plastic</i>	338,815	432,121	98,651	111,747	110,869	110,854	
19 Pembuatan kok dan produk petroleum bertapis <i>Manufacture of coke and refined petroleum products</i>	128,477	175,557	33,513	44,230	48,092	49,722	
20 Pembuatan kimia dan produk kimia <i>Manufacture of chemicals and chemical products</i>	90,600	102,329	26,389	23,165	25,586	27,189	
21 Pembuatan produk farmaseutikal asas, kimia perubatan dan botani <i>Manufacture of basic pharmaceutical products and pharmaceutical preparations</i>	7,843	9,185	2,117	2,260	2,405	2,403	
22 Pembuatan produk getah dan plastik <i>Manufacture of rubber and plastics products</i>	111,894	145,049	36,632	42,092	34,786	31,539	
5. Produk mineral bukan logam, logam asas dan produk logam yang direka <i>Non-metallic mineral products, basic metal and fabricated metal</i>	139,470	149,345	41,006	33,686	31,954	42,699	
23 Pembuatan produk galian bukan logam lain <i>Manufacture of other non-metallic mineral products</i>	40,189	42,773	12,338	9,803	8,765	11,867	
24 Pembuatan logam asas <i>Manufacture of basic metals</i>	45,895	49,566	13,195	10,295	11,235	14,840	
25 Pembuatan produk logam, kecuali mesin dan kelengkapan <i>Manufacture of fabricated metal products, except machinery and equipment</i>	53,385	57,006	15,472	13,588	11,954	15,992	
6. Produk elektrik dan elektronik <i>Electrical and electronic products</i>	422,176	483,198	115,062	112,357	121,467	134,311	
26 Pembuatan komputer, produk elektronik dan optikal <i>Manufacture of computer, electronics and optical products</i>	343,227	391,925	94,964	89,376	98,431	109,155	
27 Pembuatan kelengkapan elektrik <i>Manufacture of electrical equipment</i>	42,124	48,489	10,668	11,692	12,381	13,748	
28 Pembuatan jentera dan peralatan t.t.t.l. <i>Manufacture of machinery and equipment n.e.c.</i>	36,825	42,783	9,430	11,289	10,655	11,408	
7. Kelengkapan pengangkutan dan pembuatan lain <i>Transport equipment and other manufactures</i>	101,743	107,710	27,602	24,630	22,624	32,854	
29 Pembuatan kenderaan bermotor, treler dan semi treler <i>Manufacture of motor vehicles, trailers and semi-trailers</i>	72,975	77,384	19,553	17,264	16,298	24,269	
30 Pembuatan kelengkapan pengangkutan lain <i>Manufacture of other transport equipment</i>	12,945	14,103	3,735	3,295	3,011	4,062	
32 Pembuatan lain <i>Other manufacturing</i>	10,499	10,897	2,885	2,941	2,140	2,931	
33 Pembaikan dan pemasangan jentera dan kelengkapan <i>Repair and installation of machinery and equipment</i>	5,324	5,326	1,430	1,129	1,176	1,591	
Pembuatan <i>Manufacturing</i>	Jumlah <i>Total</i>	1,346,620	1,554,738	368,234	377,735	381,793	426,976

(RM Juta/Million)

2022		2021	2022		2021							
Q1	Q2	(Jan. - Jul.)	(Jan. - Jul.)	Jan.	Feb.	Mac	Apr.	Mei	Jun	Jul.	Ogo.	Sep.
68,843	85,782	155,985	181,056	19,772	19,642	19,805	24,322	23,763	25,570	23,110	23,428	26,525
64,627	81,963	148,429	171,762	18,473	18,360	18,404	23,034	22,704	24,998	22,455	22,584	25,481
3,198	3,034	5,912	7,275	979	981	1,049	1,004	821	499	578	790	908
1,018	785	1,644	2,019	320	301	352	284	237	72	77	54	135
6,095	5,679	12,481	13,669	1,907	1,848	1,886	1,797	1,717	1,684	1,642	1,677	1,727
2,959	2,900	6,131	6,834	858	835	900	882	862	934	858	838	845
2,456	2,211	5,128	5,399	824	801	766	730	686	640	680	702	715
680	568	1,223	1,436	224	212	220	184	169	110	103	137	167
23,179	19,246	41,991	48,416	7,006	6,712	7,336	6,372	5,455	4,634	4,476	5,842	6,451
7,805	5,092	12,058	14,362	2,293	2,177	2,412	1,884	1,265	1,016	1,012	1,744	1,953
6,810	7,041	14,612	16,182	1,947	1,965	2,268	2,221	2,079	2,084	2,049	2,195	2,232
3,547	3,273	6,775	7,892	1,136	1,091	1,064	1,062	934	687	801	935	971
5,017	3,840	8,546	9,979	1,631	1,478	1,593	1,206	1,177	847	614	968	1,294
108,256	124,184	248,992	278,413	32,617	30,649	35,385	37,391	36,714	37,642	38,594	36,647	35,628
45,669	60,286	94,206	130,945	11,805	10,576	11,133	14,568	14,947	14,715	16,463	16,084	15,545
29,024	26,612	57,862	64,768	8,703	8,570	9,116	7,417	7,405	8,343	8,308	8,817	8,461
2,412	2,501	5,143	5,801	660	700	756	722	695	843	766	799	839
31,151	34,784	91,781	76,899	11,449	10,803	14,380	14,684	13,667	13,742	13,058	10,947	10,782
44,454	39,918	83,212	96,656	14,198	13,230	13,577	13,219	11,643	8,823	8,520	10,766	12,668
13,189	11,820	24,804	28,917	4,222	3,969	4,148	3,709	3,417	2,678	2,662	2,946	3,157
14,558	11,987	25,978	29,893	4,562	4,287	4,346	4,216	3,416	2,663	2,488	3,871	4,876
16,707	16,111	32,430	37,846	5,414	4,975	5,084	5,295	4,811	3,482	3,370	3,950	4,634
135,344	139,578	264,243	321,344	38,267	37,691	39,105	37,685	35,029	39,643	36,823	40,942	43,702
112,206	114,312	214,348	264,597	31,435	31,219	32,309	29,877	27,850	31,648	30,008	32,876	35,547
12,827	13,461	26,110	30,984	3,739	3,363	3,566	3,934	3,667	4,090	3,750	4,271	4,360
10,312	11,805	23,785	25,763	3,092	3,108	3,230	3,873	3,512	3,904	3,066	3,794	3,795
29,128	29,103	58,999	67,663	9,121	8,642	9,840	9,859	8,404	6,366	6,767	7,235	8,622
20,785	20,710	41,793	48,399	6,392	6,170	6,991	6,894	6,015	4,355	4,976	5,182	6,140
3,833	3,742	7,896	8,749	1,266	1,129	1,339	1,337	994	964	866	1,031	1,114
2,993	3,406	6,419	7,387	997	909	978	1,148	1,067	726	593	655	891
1,517	1,244	2,891	3,128	466	433	531	481	328	321	332	366	477
415,298	443,489	865,903	1,007,218	122,887	118,412	126,935	130,646	122,726	124,363	119,934	126,536	135,323

Jadual **1.1a** : Nilai Jualan Sektor Pembuatan Mengikut Subsektor (samb.)
 Table **1.1a** : Sales Value of Manufacturing Sector by Sub-sector (cont.)

Subsektor Sub-sector	2021		
	Okt.	Nov.	Dis.
1. Makanan, minuman dan tembakau <i>Food, beverages and tobacco</i>	26,644	26,020	25,316
10 Pembuatan produk makanan <i>Manufacture of food products</i>	25,183	24,716	23,956
11 Pembuatan minuman <i>Manufacture of beverages</i>	1,067	975	977
12 Pembuatan produk tembakau <i>Manufacture of tobacco products</i>	393	330	384
2. Tekstil, pakaian, kulit dan kasut <i>Textiles, wearing apparel, leather and footwear</i>	1,949	2,029	2,090
13 Pembuatan tekstil <i>Manufacture of textiles</i>	920	981	1,012
14 Pembuatan pakaian <i>Manufacture of wearing apparel</i>	818	823	852
15 Pembuatan produk kulit dan barangan berkaitan <i>Manufacture of leather and related products</i>	211	225	226
3. Produk kayu, perabot, keluaran kertas dan percetakan <i>Wood products, furniture, paper products and printing</i>	6,996	7,607	7,607
16 Pembuatan kayu dan produk kayu dan gabus, kecuali perabot; pembuatan bagi artikel jerami dan bahan-bahan anyaman <i>Manufacture of wood and products of wood and cork, except furniture; manufacture of articles of straw and plaiting materials</i>	2,235	2,467	2,571
17 Pembuatan kertas dan produk kertas <i>Manufacture of paper and paper products</i>	2,284	2,285	2,179
18 Percetakan dan penerbitan semula media rakaman <i>Printing and reproduction of recorded media</i>	983	1,210	1,224
31 Pembuatan perabot <i>Manufacture of furniture</i>	1,494	1,646	1,633
4. Petroleum, kimia, getah dan plastik <i>Petroleum, chemical, rubber and plastic</i>	35,765	37,790	37,299
19 Pembuatan kok dan produk petroleum bertapis <i>Manufacture of coke and refined petroleum products</i>	15,666	17,604	16,452
20 Pembuatan kimia dan produk kimia <i>Manufacture of chemicals and chemical products</i>	8,560	8,877	9,751
21 Pembuatan produk farmaseutikal asas, kimia perubatan dan botani <i>Manufacture of basic pharmaceutical products and pharmaceutical preparations</i>	818	807	778
22 Pembuatan produk getah dan plastik <i>Manufacture of rubber and plastics products</i>	10,720	10,501	10,318
5. Produk mineral bukan logam, logam asas dan produk logam yang direka <i>Non-metallic mineral products, basic metal and fabricated metal</i>	13,570	14,279	14,851
23 Pembuatan produk galian bukan logam lain <i>Manufacture of other non-metallic mineral products</i>	3,559	4,073	4,235
24 Pembuatan logam asas <i>Manufacture of basic metals</i>	4,920	4,931	4,989
25 Pembuatan produk logam, kecuali mesin dan kelengkapan <i>Manufacture of fabricated metal products, except machinery and equipment</i>	5,090	5,275	5,627
6. Produk elektrik dan elektronik <i>Electrical and electronic products</i>	45,080	43,256	45,976
26 Pembuatan komputer, produk elektronik dan optikal <i>Manufacture of computer, electronics and optical products</i>	36,676	34,928	37,551
27 Pembuatan kelengkapan elektrik <i>Manufacture of electrical equipment</i>	4,586	4,514	4,648
28 Pembuatan jentera dan peralatan t.t.t.l. <i>Manufacture of machinery and equipment n.e.c.</i>	3,818	3,814	3,776
7. Kelengkapan pengangkutan dan pembuatan lain <i>Transport equipment and other manufactures</i>	10,651	11,431	10,771
29 Pembuatan kenderaan bermotor, treler dan semi treler <i>Manufacture of motor vehicles, trailers and semi-trailers</i>	7,901	8,460	7,908
30 Pembuatan kelengkapan pengangkutan lain <i>Manufacture of other transport equipment</i>	1,303	1,415	1,344
32 Pembuatan lain <i>Other manufacturing</i>	941	991	999
33 Pembaikan dan pemasangan jentera dan kelengkapan <i>Repair and installation of machinery and equipment</i>	506	565	519
Pembuatan <i>Manufacturing</i>	140,655	142,411	143,911
Jumlah <i>Total</i>			

(RM Juta/Million)

2022						
Jan.	Feb.	Mac	Apr.	Mei	Jun	Jul.
23,842	22,349	22,652	27,949	28,597	29,236	26,431
22,472	20,973	21,181	26,467	27,423	28,073	25,172
1,042	1,046	1,110	1,153	936	946	1,043
327	330	361	329	239	218	216
2,067	1,991	2,037	1,946	1,850	1,884	1,896
1,012	959	988	963	928	1,009	975
825	809	822	787	736	689	732
230	223	227	196	186	186	189
7,922	7,258	8,000	7,205	6,107	5,934	5,992
2,679	2,385	2,741	2,135	1,499	1,458	1,465
2,258	2,143	2,409	2,477	2,251	2,312	2,331
1,223	1,165	1,158	1,159	1,053	1,061	1,072
1,761	1,564	1,691	1,433	1,305	1,102	1,123
37,725	32,920	37,610	39,912	39,543	44,730	45,973
17,255	13,325	15,090	17,952	18,912	23,423	24,989
9,640	9,437	9,947	8,803	8,684	9,126	9,132
819	764	829	834	752	915	888
10,012	9,395	11,744	12,322	11,195	11,266	10,964
15,328	14,309	14,816	14,454	12,833	12,631	12,285
4,425	4,263	4,501	4,187	3,792	3,842	3,908
5,005	4,695	4,858	4,648	3,860	3,479	3,348
5,899	5,351	5,457	5,619	5,182	5,310	5,028
42,314	43,785	49,245	46,114	43,761	49,702	46,422
34,327	36,431	41,448	37,516	35,887	40,908	38,080
4,383	4,018	4,426	4,552	4,206	4,704	4,696
3,605	3,336	3,372	4,046	3,668	4,091	3,647
9,788	9,091	10,250	10,363	9,353	9,387	9,433
6,931	6,520	7,334	7,258	6,715	6,737	6,904
1,299	1,167	1,366	1,425	1,122	1,195	1,174
1,047	960	986	1,154	1,158	1,095	988
511	443	563	526	358	360	367
138,986	131,703	144,610	147,942	142,043	153,503	148,431

Subsektor Sub-sector	2020	2021	2021				2022		2021	
			Q1	Q2	Q3	Q4	Q1	Q2	(Jan. - Jul.)	
1. Makanan, minuman dan tembakau Food, beverages and tobacco	7.5	12.7	10.4	14.1	8.8	17.0	16.3	16.5	11.6	
10 Pembuatan produk makanan <i>Manufacture of food products</i>	9.9	12.9	11.4	12.3	10.6	17.1	17.0	15.9	11.5	
11 Pembuatan minuman <i>Manufacture of beverages</i>	-24.5	12.0	-1.9	66.6	-6.5	16.5	6.3	30.5	14.2	
12 Pembuatan produk tembakau <i>Manufacture of tobacco products</i>	-21.7	-3.9	2.9	222.9	-71.5	11.1	4.7	32.1	14.1	
2. Tekstil, pakaian, kulit dan kasut Textiles, wearing apparel, leather and footwear	-11.8	10.8	2.0	44.1	0.6	7.1	8.0	9.2	15.7	
13 Pembuatan tekstil <i>Manufacture of textiles</i>	-11.9	21.0	4.1	69.8	12.9	14.3	14.1	8.3	27.9	
14 Pembuatan pakaian <i>Manufacture of wearing apparel</i>	-10.0	3.0	-0.4	23.8	-5.3	-0.1	2.7	7.5	6.9	
15 Pembuatan produk kulit dan barangan berkaitan <i>Manufacture of leather and related products</i>	-18.0	0.6	2.8	25.6	-25.7	6.6	3.6	22.6	2.0	
3. Produk kayu, perabot, keluaran kertas dan percetakan Wood products, furniture, paper products and printing	-11.9	5.3	2.1	42.8	-15.3	7.5	10.1	16.9	8.6	
16 Pembuatan kayu dan produk kayu dan gabus, kecuali perabot; pembuatan bagi artikel jerami dan bahan-bahan anyaman <i>Manufacture of wood and products of wood and cork, except furniture; manufacture of articles of straw and plaiting materials</i>	-24.0	3.4	-7.0	81.0	-21.6	10.7	13.4	22.3	3.4	
17 Pembuatan kertas dan produk kertas <i>Manufacture of paper and paper products</i>	-2.1	15.8	10.7	29.4	10.0	14.9	10.2	10.3	17.2	
18 Percetakan dan penerbitan semula media rakaman <i>Printing and reproduction of recorded media</i>	-8.3	4.9	3.8	42.7	-15.0	3.5	7.8	22.0	11.6	
31 Pembuatan perabot <i>Manufacture of furniture</i>	-7.3	-5.7	5.1	33.7	-39.0	-2.9	6.7	18.9	1.0	
4. Petroleum, kimia, getah dan plastik Petroleum, chemical, rubber and plastic	-2.5	27.5	8.1	46.3	34.2	25.2	9.7	11.1	27.8	
19 Pembuatan kok dan produk petroleum bertapis <i>Manufacture of coke and refined petroleum products</i>	-14.0	36.6	-17.6	59.8	66.8	58.9	36.3	36.3	21.2	
20 Pembuatan kimia dan produk kimia <i>Manufacture of chemicals and chemical products</i>	-12.1	12.9	3.9	17.2	15.9	16.4	10.0	14.9	10.2	
21 Pembuatan produk farmaseutikal asas, kimia perubatan dan botani <i>Manufacture of basic pharmaceutical products and pharmaceutical preparations</i>	16.2	17.1	19.8	12.7	13.9	22.7	13.9	10.7	15.1	
22 Pembuatan produk getah dan plastik <i>Manufacture of rubber and plastics products</i>	26.8	29.6	56.0	56.5	17.6	-1.3	-15.0	-17.4	52.7	
5. Produk mineral bukan logam, logam asas dan produk logam yang direka Non-metallic mineral products, basic metal and fabricated metal products	-15.3	7.1	0.6	47.8	-11.9	7.7	8.4	18.5	10.5	
23 Pembuatan produk galian bukan logam lain <i>Manufacture of other non-metallic mineral products</i>	-18.5	6.4	1.8	66.8	-17.0	2.0	6.9	20.6	15.4	
24 Pembuatan logam asas <i>Manufacture of basic metals</i>	-12.0	8.0	0.5	51.7	-10.2	10.2	10.3	16.4	9.0	
25 Pembuatan produk logam, kecuali mesin dan kelengkapan <i>Manufacture of fabricated metal products, except machinery and equipment</i>	-15.5	6.8	-0.2	34.2	-9.4	9.8	8.0	18.6	8.3	
6. Produk elektrik dan elektronik Electrical and electronic products	-0.5	14.5	11.1	30.0	2.9	17.7	17.6	24.2	14.7	
26 Pembuatan komputer, produk elektronik dan optikal <i>Manufacture of computer, electronics and optical products</i>	-0.2	14.2	12.4	28.3	2.5	17.4	18.2	27.9	14.7	
27 Pembuatan kelengkapan elektrik <i>Manufacture of electrical equipment</i>	-2.7	15.1	5.7	38.9	2.7	18.9	20.2	15.1	15.4	
28 Pembuatan jentera dan peralatan t.i.t.l. <i>Manufacture of machinery and equipment n.e.c.</i>	-0.3	16.2	5.7	35.1	6.8	19.1	9.3	4.6	14.3	
7. Kelengkapan pengangkutan dan pembuatan lain Transport equipment and other manufactures	1.4	5.9	15.2	47.3	-24.4	5.6	5.5	18.2	15.8	
29 Pembuatan kenderaan bermotor, treler dan semi treler <i>Manufacture of motor vehicles, trailers and semi-trailers</i>	6.7	6.0	22.7	47.3	-26.8	5.2	6.3	20.0	18.1	
30 Pembuatan kelengkapan pengangkutan lain <i>Manufacture of other transport equipment</i>	-12.5	8.9	-0.8	50.4	-7.0	8.3	2.6	13.6	12.7	
32 Pembuatan lain <i>Other manufacturing</i>	-5.9	3.8	1.3	51.0	-25.8	3.9	3.8	15.8	12.1	
33 Pembaikan dan pemasangan jentera dan kelengkapan <i>Repair and installation of machinery and equipment</i>	-11.3	0.04	0.6	29.8	-24.8	8.3	6.1	10.1	2.7	
Pembuatan Manufacturing	Jumlah Total	-2.1	15.5	8.5	33.9	6.4	16.5	12.8	17.4	16.9

(%)

2022	2021												2022						
(Jan. - Jul.)	Jan.	Feb.	Mac	Apr.	Mei	Jun	Jul.	Ogo.	Sep.	Okt.	Nov.	Dis.	Jan.	Feb.	Mac	Apr.	Mei	Jun	Jul.
16.1	7.7	9.0	14.9	20.4	13.8	9.0	7.1	7.0	12.0	11.8	20.7	19.0	20.6	13.8	14.4	14.9	20.3	14.3	14.4
15.7	8.9	9.9	15.4	16.1	11.2	10.0	9.3	8.8	13.3	11.2	21.0	19.7	21.7	14.2	15.1	14.9	20.8	12.3	12.1
23.1	-9.4	-4.1	8.9	177.0	88.0	-16.2	-19.1	-7.4	4.8	24.3	17.2	8.5	6.4	6.6	5.8	14.8	13.9	89.4	80.6
22.8	1.7	1.2	5.4	4,736.7	641.2	-50.5	-75.2	-81.2	-59.9	17.4	7.6	8.3	2.3	9.6	2.6	15.6	0.5	200.5	179.5
9.5	-0.4	-1.0	7.9	143.0	38.3	3.6	-0.5	1.9	0.5	3.7	10.9	6.9	8.4	7.7	8.0	8.3	7.7	11.8	15.4
11.5	0.1	-1.8	15.0	187.6	52.7	32.4	18.4	9.7	11.0	7.9	18.2	16.9	17.9	14.8	9.7	9.2	7.7	8.0	13.6
5.3	-1.2	-0.6	0.9	88.6	23.4	-10.9	-7.3	-1.1	-7.5	-1.8	3.8	-2.1	0.1	1.1	7.3	7.7	7.3	7.5	7.6
17.5	1.3	0.8	6.6	303.9	39.2	-45.6	-46.1	-20.6	-9.4	8.4	8.5	3.1	2.4	5.1	3.4	6.4	9.6	69.9	82.8
15.3	-0.6	-1.8	8.8	215.0	68.1	-26.0	-31.1	-10.6	-4.6	2.0	10.5	10.0	13.1	8.1	9.0	13.1	11.9	28.1	33.9
19.1	-10.9	-11.0	1.3	1,192.4	434.9	-47.0	-48.3	-9.1	-8.4	6.2	13.0	12.5	16.8	9.6	13.6	13.4	18.5	43.5	44.9
10.7	8.4	4.9	18.6	62.2	28.2	7.2	4.9	11.9	13.2	13.6	15.9	15.2	16.0	9.1	6.2	11.5	8.3	11.0	13.8
16.5	1.7	2.5	7.6	169.9	49.2	-20.1	-21.7	-13.3	-10.2	-9.7	9.8	10.4	7.7	6.8	8.9	9.2	12.7	54.5	33.8
16.8	4.3	2.0	8.9	956.3	54.5	-45.0	-60.8	-38.6	-17.8	-9.8	1.0	0.2	8.0	5.8	6.2	18.8	10.8	30.2	82.8
11.8	2.7	6.2	15.3	49.1	48.7	41.6	42.3	31.4	29.2	27.0	29.0	19.9	15.7	7.4	6.3	6.7	7.7	18.8	19.1
39.0	-21.2	-16.8	-14.1	46.8	70.9	63.3	75.7	60.8	64.2	64.8	69.1	44.5	46.2	26.0	35.5	23.2	26.5	59.2	51.8
11.9	1.0	4.0	6.8	23.9	14.2	14.3	13.2	19.0	15.5	18.3	15.4	15.5	10.8	10.1	9.1	18.7	17.3	9.4	9.9
12.8	16.7	20.5	21.9	16.2	7.8	13.9	10.4	12.3	19.0	21.7	22.1	24.4	24.0	9.1	9.6	15.4	8.3	8.5	15.9
-16.2	50.8	47.8	67.7	71.7	55.1	44.1	34.2	12.1	7.0	-0.3	-0.2	-3.2	-12.6	-13.0	-18.3	-16.1	-18.1	-18.0	-16.0
16.2	-0.8	-2.1	5.1	192.9	57.1	-18.8	-27.4	-10.7	1.5	6.3	9.5	7.2	8.0	8.2	9.1	9.3	10.2	43.2	44.2
16.6	-0.2	-1.5	7.4	294.8	75.2	-10.4	-23.7	-16.3	-11.1	-2.3	4.9	3.1	4.8	7.4	8.5	12.9	11.0	43.5	46.8
15.1	-0.2	-2.7	4.8	251.0	99.6	-31.2	-36.5	-5.2	8.1	8.5	11.0	11.2	9.7	9.5	11.8	10.3	13.0	30.6	34.6
16.7	-1.8	-2.1	3.6	123.2	28.3	-13.0	-22.1	-11.3	4.9	10.9	11.8	7.2	9.0	7.6	7.3	6.1	7.7	52.5	49.2
21.6	6.4	10.3	17.0	80.2	31.0	2.2	-8.7	6.9	10.8	16.8	17.8	18.4	10.6	16.2	25.9	22.4	24.9	25.4	26.1
23.4	7.0	12.0	18.5	75.7	29.1	1.7	-8.2	6.1	9.9	17.1	17.4	17.7	9.2	16.7	28.3	25.6	28.9	29.3	26.9
18.7	3.8	1.9	11.7	100.3	40.5	6.4	-8.6	5.7	11.7	13.3	19.1	25.0	17.2	19.5	24.1	15.7	14.7	15.0	25.2
8.3	3.7	4.3	9.3	98.8	37.5	1.4	-13.2	16.7	18.9	19.0	20.7	17.6	16.6	7.3	4.4	4.5	4.4	4.8	18.9
14.7	5.5	8.2	34.2	332.4	59.5	-30.6	-34.0	-28.6	-9.8	7.4	8.2	1.4	7.3	5.2	4.2	5.1	11.3	47.5	39.4
15.8	9.7	13.7	49.4	385.6	65.8	-34.7	-35.8	-31.5	-11.6	8.9	8.1	-0.9	8.4	5.7	4.9	5.3	11.6	54.7	38.7
10.8	-5.1	-4.9	7.6	259.8	29.7	-8.4	-17.7	-3.8	0.2	6.3	9.4	9.0	2.7	3.4	2.0	6.6	12.8	24.0	35.6
15.1	-1.8	-2.8	9.1	239.2	61.6	-23.5	-36.3	-32.8	-8.8	0.4	5.9	5.5	4.9	5.6	0.8	0.5	8.5	50.7	66.5
8.2	-1.4	-0.9	3.8	219.4	52.7	-36.5	-36.6	-29.3	-8.5	1.8	9.8	13.7	9.6	2.4	6.1	9.4	9.0	12.3	10.5
16.3	4.1	6.4	15.3	72.5	37.2	6.5	0.6	6.8	11.6	15.3	18.8	15.5	13.1	11.2	13.9	13.2	15.7	23.4	23.8

Jadual **1.1c** : Nilai Jualan Sektor Pembuatan Mengikut Subsektor: Perubahan Peratusan Bulanan/Suku Tahunan
 Table **1.1c** : Sales Value of Manufacturing Sector by Sub-sector: Monthly/Quarterly Percentage Change

Subsektor Sub-sector	2021				2022				
	Q1	Q2	Q3	Q4	Q1	Q2	Jan.	Feb.	
1. Makanan, minuman dan tembakau	-11.2	24.4	-0.8	6.7	-11.7	24.6	-7.1	-0.7	
Food, beverages and tobacco									
10 Pembuatan produk makanan <i>Manufacture of food products</i>	-12.4	28.1	-0.3	4.7	-12.5	26.8	-7.7	-0.6	
11 Pembuatan minuman <i>Manufacture of beverages</i>	16.2	-22.7	-2.1	32.6	5.9	-5.1	8.8	0.1	
12 Pembuatan produk tembakau <i>Manufacture of tobacco products</i>	-2.4	-38.9	-55.2	316.2	-8.1	-22.9	-9.9	-5.8	
2. Tekstil, pakaian, kulit dan kasut	-0.4	-7.8	-2.9	20.2	0.4	-6.8	-2.5	-3.1	
Textiles, wearing apparel, leather and footwear									
13 Pembuatan tekstil <i>Manufacture of textiles</i>	1.8	3.3	-5.1	14.6	1.6	-2.0	-0.9	-2.7	
14 Pembuatan pakaian <i>Manufacture of wearing apparel</i>	-4.2	-14.0	1.9	18.9	-1.5	-10.0	-5.3	-2.9	
15 Pembuatan produk kulit dan barangan berkaitan <i>Manufacture of leather and related products</i>	5.6	-29.4	-12.0	62.5	2.6	-16.5	2.2	-5.5	
3. Produk kayu, perabot, keluaran kertas dan percetakan	1.9	-21.8	1.9	32.4	4.4	-17.0	1.3	-4.2	
Wood products, furniture, paper products and printing									
16 Pembuatan kayu dan produk kayu dan gabus, kecuali perabot; pembuatan bagi artikel jerami dan bahan-bahan anyaman <i>Manufacture of wood and products of wood and cork, except furniture; manufacture of articles of straw and plaiting materials</i>	4.7	-39.5	13.1	54.5	7.3	-34.8	0.3	-5.0	
17 Pembuatan kertas dan produk kertas <i>Manufacture of paper and paper products</i>	5.2	3.3	1.4	4.2	0.9	3.4	2.9	0.9	
18 Percetakan dan penerbitan semula media rakaman <i>Printing and reproduction of recorded media</i>	-0.3	-18.5	0.9	26.2	3.8	-7.7	2.4	-3.9	
31 Pembuatan perabot <i>Manufacture of furniture</i>	-4.3	-31.3	-11.0	65.9	5.1	-23.5	0.04	-9.3	
4. Petroleum, kimia, getah dan plastik	11.4	13.3	-0.8	-0.01	-2.3	14.7	4.8	-6.0	
Petroleum, chemical, rubber and plastic									
19 Pembuatan kok dan produk petroleum bertapis <i>Manufacture of coke and refined petroleum products</i>	7.1	32.0	8.7	3.4	-8.2	32.0	3.7	-10.4	
20 Pembuatan kimia dan produk kimia <i>Manufacture of chemicals and chemical products</i>	12.9	-12.2	10.5	6.3	6.7	-8.3	3.1	-1.5	
21 Pembuatan produk farmaseutikal asas, kimia perubatan dan botani <i>Manufacture of basic pharmaceutical products and pharmaceutical preparations</i>	8.1	6.8	6.4	-0.1	0.4	3.7	5.6	6.1	
22 Pembuatan produk getah dan plastik <i>Manufacture of rubber and plastics products</i>	14.7	14.9	-17.4	-9.3	-1.2	11.7	7.4	-5.6	
5. Produk mineral bukan logam, logam asas dan produk logam yang direka	3.4	-17.9	-5.1	33.6	4.1	-10.2	2.5	-6.8	
Non-metallic mineral products, basic metal and fabricated metal products									
23 Pembuatan produk galian bukan logam lain <i>Manufacture of other non-metallic mineral products</i>	6.1	-20.5	-10.6	35.4	11.1	-10.4	2.7	-6.0	
24 Pembuatan logam asas <i>Manufacture of basic metals</i>	-2.0	-22.0	9.1	32.1	-1.9	-17.7	1.7	-6.0	
25 Pembuatan produk logam, kecuali mesin dan kelengkapan <i>Manufacture of fabricated metal products, except machinery and equipment</i>	6.3	-12.2	-12.0	33.8	4.5	-3.6	3.1	-8.1	
6. Produk elektrik dan elektronik	0.8	-2.4	8.1	10.6	0.8	3.1	-1.5	-1.5	
Electrical and electronic products									
26 Pembuatan komputer, produk elektronik dan optikal <i>Manufacture of computer, electronics and optical products</i>	2.1	-5.9	10.1	10.9	2.8	1.9	-1.5	-0.7	
27 Pembuatan kelengkapan elektrik <i>Manufacture of electrical equipment</i>	-7.7	9.6	5.9	11.0	-6.7	4.9	0.5	-10.0	
28 Pembuatan jentera dan peralatan t.t.t.l. <i>Manufacture of machinery and equipment n.e.c.</i>	-1.6	19.7	-5.6	7.1	-9.6	14.5	-3.7	0.5	
7. Kelengkapan pengangkutan dan pembuatan lain	-11.3	-10.8	-8.1	45.2	-11.3	-0.1	-14.1	-5.3	
Transport equipment and other manufactures									
29 Pembuatan kenderaan bermotor, treler dan semi treler <i>Manufacture of motor vehicles, trailers and semi-trailers</i>	-15.2	-11.7	-5.6	48.9	-14.4	-0.4	-19.9	-3.5	
30 Pembuatan kelengkapan pengangkutan lain <i>Manufacture of other transport equipment</i>	-0.5	-11.8	-8.6	34.9	-5.6	-2.4	2.7	-10.8	
32 Pembuatan lain <i>Other manufacturing</i>	2.3	2.0	-27.3	37.0	2.1	13.8	5.3	-8.8	
33 Pembaikan dan pemasangan jentera dan kelengkapan <i>Repair and installation of machinery and equipment</i>	-2.7	-21.0	4.1	35.3	-4.6	-18.0	2.0	-7.1	
Pembuatan	Jumlah	0.5	2.6	1.1	11.8	-2.7	6.8	-1.4	-3.6
<i>Manufacturing</i>	<i>Total</i>								

(%)

2021																2022						
Mac	Apr.	Mei	Jun	Jul.	Ogo.	Sep.	Okt.	Nov.	Dis.	Jan.	Feb.	Mac	Apr.	Mei	Jun	Jul.						
0.8	22.8	-2.3	7.6	-9.6	1.4	13.2	0.4	-2.3	-2.7	-5.8	-6.3	1.4	23.4	2.3	2.2	-9.6						
0.2	25.2	-1.4	10.1	-10.2	0.6	12.8	-1.2	-1.9	-3.1	-6.2	-6.7	1.0	25.0	3.6	2.4	-10.3						
7.0	-4.3	-18.2	-39.2	15.7	36.8	14.9	17.5	-8.7	0.2	6.7	0.3	6.1	3.9	-18.9	1.1	10.3						
16.9	-19.2	-16.5	-69.5	6.8	-30.5	151.9	191.0	-16.1	16.4	-14.9	1.0	9.4	-9.0	-27.4	-8.8	-0.7						
2.1	-4.7	-4.4	-1.9	-2.5	2.1	3.0	12.8	4.1	3.0	-1.1	-3.7	2.3	-4.5	-4.9	1.8	0.6						
7.8	-2.0	-2.4	8.4	-8.1	-2.3	0.9	8.8	6.7	3.2	-0.1	-5.2	3.0	-2.5	-3.6	8.7	-3.4						
-4.3	-4.6	-6.1	-6.6	6.2	3.1	1.8	14.5	0.6	3.5	-3.1	-2.0	1.5	-4.3	-6.5	-6.4	6.3						
3.7	-16.3	-7.9	-35.3	-5.8	32.6	22.2	26.3	6.2	0.7	1.5	-3.0	2.0	-13.9	-5.1	0.3	1.3						
9.3	-13.1	-14.4	-15.1	-3.4	30.5	10.4	8.5	8.7	0.004	4.1	-8.4	10.2	-9.9	-15.2	-2.8	1.0						
10.8	-21.9	-32.9	-19.7	-0.4	72.4	12.0	14.4	10.4	4.2	4.2	-11.0	14.9	-22.1	-29.8	-2.7	0.5						
15.4	-2.1	-6.4	0.2	-1.7	7.1	1.7	2.3	0.01	-4.6	3.6	-5.1	12.4	2.8	-9.1	2.7	0.8						
-2.5	-0.2	-12.0	-26.4	16.6	16.7	3.8	1.2	23.1	1.2	-0.1	-4.7	-0.6	0.1	-9.2	0.8	1.0						
7.8	-24.3	-2.4	-28.1	-27.4	57.5	33.7	15.4	10.2	-0.8	7.9	-11.2	8.1	-15.3	-9.0	-15.5	1.9						
15.5	5.7	-1.8	2.5	2.5	-5.0	-2.8	0.4	5.7	-1.3	1.1	-12.7	14.2	6.1	-0.9	13.1	2.8						
5.3	30.9	2.6	-1.6	11.9	-2.3	-3.3	0.8	12.4	-6.5	4.9	-22.8	13.2	19.0	5.3	23.9	6.7						
6.4	-18.6	-0.1	12.7	-0.4	6.1	-4.0	1.2	3.7	9.8	-1.1	-2.1	5.4	-11.5	-1.4	5.1	0.1						
8.0	-4.5	-3.8	21.3	-9.2	4.4	5.0	-2.5	-1.4	-3.5	5.3	-6.7	8.5	0.6	-9.8	21.6	-3.0						
33.1	2.1	-6.9	0.5	-5.0	-16.2	-1.5	-0.6	-2.0	-1.7	-3.0	-6.2	25.0	4.9	-9.1	0.6	-2.7						
2.6	-2.6	-11.9	-24.2	-3.4	26.4	17.7	7.1	5.2	4.0	3.2	-6.6	3.5	-2.4	-11.2	-1.6	-2.7						
4.5	-10.6	-7.9	-21.6	-0.6	10.6	7.2	12.7	14.4	4.0	4.5	-3.6	5.6	-7.0	-9.4	1.3	1.7						
1.4	-3.0	-19.0	-22.0	-6.6	55.6	26.0	0.9	0.2	1.2	0.3	-6.2	3.5	-4.3	-17.0	-9.9	-3.8						
2.2	4.2	-9.2	-27.6	-3.2	17.2	17.3	9.8	3.6	6.7	4.8	-9.3	2.0	3.0	-7.8	2.5	-5.3						
3.8	-3.6	-7.0	13.2	-7.1	11.2	6.7	3.2	-4.0	6.3	-8.0	3.5	12.5	-6.4	-5.1	13.6	-6.6						
3.5	-7.5	-6.8	13.6	-5.2	9.6	8.1	3.2	-4.8	7.5	-8.6	6.1	13.8	-9.5	-4.3	14.0	-6.9						
6.0	10.3	-6.8	11.5	-8.3	13.9	2.1	5.2	-1.6	3.0	-5.7	-8.3	10.1	2.8	-7.6	11.8	-0.2						
3.9	19.9	-9.3	11.2	-21.5	23.8	0.02	0.6	-0.1	-1.0	-4.6	-7.5	1.1	20.0	-9.4	11.5	-10.9						
13.9	0.2	-14.8	-24.3	6.3	6.9	19.2	23.5	7.3	-5.8	-9.1	-7.1	12.7	1.1	-9.7	0.4	0.5						
13.3	-1.4	-12.7	-27.6	14.3	4.1	18.5	28.7	7.1	-6.5	-12.4	-5.9	12.5	-1.0	-7.5	0.3	2.5						
18.6	-0.2	-25.6	-3.1	-10.1	19.1	8.0	17.0	8.6	-5.0	-3.3	-10.2	17.0	4.3	-21.2	6.5	-1.8						
7.6	17.4	-7.1	-31.9	-18.3	10.5	35.9	5.6	5.3	0.8	4.8	-8.3	2.7	17.0	0.3	-5.4	-9.8						
22.6	-9.5	-31.7	-2.3	3.6	10.3	30.3	6.1	11.7	-8.1	-1.7	-13.3	27.1	-6.6	-32.0	0.6	1.9						
7.2	2.9	-6.1	1.3	-3.6	5.5	6.9	3.9	1.2	1.1	-3.4	-5.2	9.8	2.3	-4.0	8.1	-3.3						

Jadual **1.2a** : Bilangan Pekerja Bergaji Sektor Pembuatan Mengikut Subsektor
 Table **1.2a** : Number of Paid Employees of Manufacturing Sector by Sub-sector

Subsektor Sub-sector	2020	2021	2021				
			Q1	Q2	Q3	Q4	
1. Makanan, minuman dan tembakau Food, beverages and tobacco	290,799	297,901	298,808	298,494	299,079	297,901	
10 Pembuatan produk makanan <i>Manufacture of food products</i>	273,958	280,751	281,281	281,706	281,854	280,751	
11 Pembuatan minuman <i>Manufacture of beverages</i>	15,681	15,951	16,115	15,637	16,029	15,951	
12 Pembuatan produk tembakau <i>Manufacture of tobacco products</i>	1,160	1,199	1,412	1,151	1,196	1,199	
2. Tekstil, pakaian, kulit dan kasut Textiles, wearing apparel, leather and footwear	80,451	82,500	81,540	78,971	78,901	82,500	
13 Pembuatan tekstil <i>Manufacture of textiles</i>	26,699	27,738	27,384	27,027	27,293	27,738	
14 Pembuatan pakaian <i>Manufacture of wearing apparel</i>	41,919	42,474	42,142	40,318	39,623	42,474	
15 Pembuatan produk kulit dan barangan berkaitan <i>Manufacture of leather and related products</i>	11,833	12,288	12,015	11,626	11,985	12,288	
3. Produk kayu, perabot, keluaran kertas dan percetakan Wood products, furniture, paper products and printing	284,313	293,945	286,710	278,262	287,981	293,945	
16 Pembuatan kayu dan produk kayu dan gabus, kecuali perabot; pembuatan bagi artikel jerami dan bahan-bahan anyaman <i>Manufacture of wood and products of wood and cork, except furniture; manufacture of articles of straw and plaiting materials</i>	91,127	93,465	90,158	88,825	93,126	93,465	
17 Pembuatan kertas dan produk kertas <i>Manufacture of paper and paper products</i>	54,294	56,213	55,320	54,235	54,814	56,213	
18 Percetakan dan penerbitan semula media rakaman <i>Printing and reproduction of recorded media</i>	65,015	67,428	65,618	63,077	62,499	67,428	
31 Pembuatan perabot <i>Manufacture of furniture</i>	73,877	76,839	75,614	72,124	77,542	76,839	
4. Petroleum, kimia, getah dan plastik Petroleum, chemical, rubber and plastic	417,319	420,316	423,964	427,330	422,651	420,316	
19 Pembuatan kok dan produk petroleum bertapis <i>Manufacture of coke and refined petroleum products</i>	16,623	17,093	17,207	16,812	17,148	17,093	
20 Pembuatan kimia dan produk kimia <i>Manufacture of chemicals and chemical products</i>	101,429	101,692	104,975	101,641	101,298	101,692	
21 Pembuatan produk farmaseutikal asas, kimia perubatan dan botani <i>Manufacture of basic pharmaceutical products and pharmaceutical preparations</i>	23,344	25,092	23,420	26,265	26,547	25,092	
22 Pembuatan produk getah dan plastik <i>Manufacture of rubber and plastics products</i>	275,924	276,438	278,363	282,612	277,659	276,438	
5. Produk mineral bukan logam, logam asas dan produk logam yang Non-metallic mineral products, basic metal and fabricated metal	368,721	373,358	373,885	362,525	365,349	373,358	
23 Pembuatan produk galian bukan logam lain <i>Manufacture of other non-metallic mineral products</i>	103,386	105,600	104,197	102,770	103,829	105,600	
24 Pembuatan logam asas <i>Manufacture of basic metals</i>	110,682	111,076	111,732	107,896	106,907	111,076	
25 Pembuatan produk logam, kecuali mesin dan kelengkapan <i>Manufacture of fabricated metal products, except machinery and equipment</i>	154,653	156,682	157,956	151,859	154,614	156,682	
6. Produk elektrik dan elektronik Electrical and electronic products	556,233	585,527	562,623	568,471	573,632	585,527	
26 Pembuatan komputer, produk elektronik dan optikal <i>Manufacture of computer, electronics and optical products</i>	365,538	390,477	370,468	376,557	381,683	390,477	
27 Pembuatan kelengkapan elektrik <i>Manufacture of electrical equipment</i>	98,712	102,080	99,658	98,270	100,361	102,080	
28 Pembuatan jentera dan peralatan t.t.t.l. <i>Manufacture of machinery and equipment n.e.c.</i>	91,983	92,969	92,497	93,644	91,587	92,969	
7. Kelengkapan pengangkutan dan pembuatan lain Transport equipment and other manufactures	201,360	206,071	206,014	201,366	203,813	206,071	
29 Pembuatan kenderaan bermotor, treler dan semi treler <i>Manufacture of motor vehicles, trailers and semi-trailers</i>	82,994	83,798	83,226	82,711	83,032	83,798	
30 Pembuatan kelengkapan pengangkutan lain <i>Manufacture of other transport equipment</i>	41,252	41,596	43,092	40,706	41,603	41,596	
32 Pembuatan lain <i>Other manufacturing</i>	37,138	39,222	38,583	37,931	38,175	39,222	
33 Pembaikan dan pemasangan jentera dan kelengkapan <i>Repair and installation of machinery and equipment</i>	39,976	41,456	41,113	40,018	41,003	41,456	
Pembuatan Manufacturing	Jumlah Total	2,199,195	2,259,619	2,233,545	2,215,420	2,231,406	2,259,619

2022		2021	2022	2021					
Q1	Q2	(Jan. - Jul.)	(Jan. - Jul.)	Jan.	Feb.	Mar.	Apr.	Mei.	Jun.
302,632	303,341	299,752	304,381	298,703	299,069	298,808	298,788	297,815	298,494
284,914	285,923	283,017	287,015	281,478	281,573	281,281	281,674	280,814	281,706
16,304	16,247	15,622	16,202	15,982	16,067	16,115	15,961	15,845	15,637
1,413	1,170	1,113	1,164	1,243	1,429	1,412	1,153	1,157	1,151
83,137	82,639	78,312	81,862	81,176	81,641	81,540	81,396	82,235	78,971
27,585	27,660	26,862	27,505	27,248	27,266	27,384	27,394	27,701	27,027
43,154	42,708	40,022	42,220	41,906	42,172	42,142	41,961	42,454	40,318
12,399	12,272	11,428	12,137	12,023	12,203	12,015	12,041	12,081	11,626
295,043	294,663	278,370	292,698	287,317	287,103	286,710	285,320	287,642	278,262
91,448	92,333	90,985	91,869	92,009	91,216	90,158	90,090	92,622	88,825
56,974	56,605	53,891	56,767	55,040	55,359	55,320	54,957	54,800	54,235
67,661	65,902	62,788	65,724	65,218	65,262	65,618	63,679	63,844	63,077
78,959	79,824	70,706	78,338	75,049	75,267	75,614	76,594	76,376	72,124
428,403	431,602	425,522	432,621	421,190	419,834	423,964	430,144	429,402	427,330
17,719	17,262	17,135	17,640	16,790	16,792	17,207	16,752	16,759	16,812
105,228	102,801	101,485	102,703	102,157	102,029	104,975	101,455	101,702	101,641
24,800	27,994	26,471	28,379	23,328	23,477	23,420	26,421	26,220	26,265
280,656	283,545	280,431	283,899	278,915	277,536	278,363	285,515	284,720	282,612
376,488	372,058	361,387	373,089	372,810	371,377	373,885	370,742	369,426	362,525
105,181	106,264	103,244	107,000	105,335	103,672	104,197	104,985	104,777	102,770
112,250	110,408	106,276	110,892	111,859	111,442	111,732	109,495	108,920	107,896
159,057	155,387	151,867	155,197	155,617	156,264	157,956	156,262	155,729	151,859
590,903	602,060	565,537	603,601	558,994	562,597	562,623	564,163	566,004	568,471
394,505	403,586	376,207	405,675	366,945	369,641	370,468	372,829	375,037	376,557
102,806	102,185	97,652	102,256	99,564	99,154	99,658	98,408	98,437	98,270
93,591	96,289	91,679	95,670	92,485	93,802	92,497	92,927	92,530	93,644
210,719	211,541	201,204	212,654	205,506	206,794	206,014	204,451	203,935	201,366
85,015	85,774	82,206	86,035	82,939	83,478	83,226	83,481	83,275	82,711
43,328	42,973	40,630	43,240	42,799	42,887	43,092	41,382	41,279	40,706
39,511	39,779	37,994	40,553	38,315	38,679	38,583	38,532	38,391	37,931
42,865	43,016	40,374	42,826	41,454	41,750	41,113	41,056	40,989	40,018
2,287,325	2,297,905	2,210,084	2,300,906	2,225,697	2,228,415	2,233,545	2,235,004	2,236,459	2,215,420

Jadual **1.2a** : Bilangan Pekerja Bergaji Sektor Pembuatan Mengikut Subsektor (samb.)
 Table : Number of Paid Employees of Manufacturing Sector by Sub-sector (cont.)

Subsektor Sub-sector	Jul.	Ogo.	Sep.	Okt.
1. Makanan, minuman dan tembakau Food, beverages and tobacco	299,752	296,629	299,079	295,243
10 Pembuatan produk makanan Manufacture of food products	283,017	279,573	281,854	278,286
11 Pembuatan minuman Manufacture of beverages	15,622	15,995	16,029	15,759
12 Pembuatan produk tembakau Manufacture of tobacco products	1,113	1,061	1,196	1,198
2. Tekstil, pakaian, kulit dan kasut Textiles, wearing apparel, leather and footwear	78,312	78,955	78,901	79,049
13 Pembuatan tekstil Manufacture of textiles	26,862	27,102	27,293	27,385
14 Pembuatan pakaian Manufacture of wearing apparel	40,022	40,221	39,623	39,428
15 Pembuatan produk kulit dan barangan berkaitan Manufacture of leather and related products	11,428	11,632	11,985	12,235
3. Produk kayu, perabot, keluaran kertas dan percetakan Wood products, furniture, paper products and printing	278,370	279,123	287,981	290,663
16 Pembuatan kayu dan produk kayu dan gabus, kecuali perabot; pembuatan bagi artikel jerami dan bahan-bahan anyaman Manufacture of wood and products of wood and cork, except furniture; manufacture of articles of straw and plaiting materials	90,985	91,465	93,126	92,979
17 Pembuatan kertas dan produk kertas Manufacture of paper and paper products	53,891	53,894	54,814	55,655
18 Percetakan dan penerbitan semula media rakaman Printing and reproduction of recorded media	62,788	62,872	62,499	65,050
31 Pembuatan perabot Manufacture of furniture	70,706	70,892	77,542	76,979
4. Petroleum, kimia, getah dan plastik Petroleum, chemical, rubber and plastic	425,522	424,489	422,651	423,687
19 Pembuatan kok dan produk petroleum bertapis Manufacture of coke and refined petroleum products	17,135	17,138	17,148	17,060
20 Pembuatan kimia dan produk kimia Manufacture of chemicals and chemical products	101,485	101,314	101,298	102,528
21 Pembuatan produk farmaseutikal asas, kimia perubatan dan botani Manufacture of basic pharmaceutical products and pharmaceutical preparations	26,471	26,721	26,547	26,387
22 Pembuatan produk getah dan plastik Manufacture of rubber and plastics products	280,431	279,317	277,659	277,712
5. Produk mineral bukan logam, logam asas dan produk logam yang direka Non-metallic mineral products, basic metal and fabricated metal products	361,387	361,721	365,349	367,597
23 Pembuatan produk galian bukan logam lain Manufacture of other non-metallic mineral products	103,244	103,340	103,829	103,844
24 Pembuatan logam asas Manufacture of basic metals	106,276	106,455	106,907	108,292
25 Pembuatan produk logam, kecuali mesin dan kelenakapan Manufacture of fabricated metal products, except machinery and equipment	151,867	151,926	154,614	155,460
6. Produk elektrik dan elektronik Electrical and electronic products	565,537	571,538	573,632	579,226
26 Pembuatan komputer, produk elektronik dan optikal Manufacture of computer, electronics and optical products	376,207	380,326	381,683	386,599
27 Pembuatan kelengkapan elektrik Manufacture of electrical equipment	97,652	99,525	100,361	101,075
28 Pembuatan jentera dan peralatan t.t.t.l. Manufacture of machinery and equipment n.e.c.	91,679	91,687	91,587	91,552
7. Kelengkapan pengangkutan dan pembuatan lain Transport equipment and other manufactures	201,204	201,260	203,813	205,584
29 Pembuatan kenderaan bermotor, treler dan semi treler Manufacture of motor vehicles, trailers and semi-trailers	82,206	82,074	83,032	83,593
30 Pembuatan kelengkapan pengangkutan lain Manufacture of other transport equipment	40,630	40,587	41,603	41,959
32 Pembuatan lain Other manufacturing	37,994	37,964	38,175	38,422
33 Pembaikan dan pemasangan jentera dan kelengkapan Repair and installation of machinery and equipment	40,374	40,635	41,003	41,610
	2,210,084	2,213,715	2,231,406	2,241,048

2022								
Nov.	Dis.	Jan.	Feb.	Mar.	Apr.	Mei.	Jun	Jul.
297,067	297,901	302,519	302,562	302,632	302,210	302,204	303,341	304,381
280,110	280,751	285,122	284,847	284,914	284,565	284,653	285,923	287,015
15,759	15,951	16,109	16,283	16,304	16,479	16,387	16,247	16,202
1,199	1,199	1,288	1,432	1,413	1,165	1,165	1,170	1,164
82,088	82,500	82,795	83,322	83,137	82,751	83,370	82,639	81,862
27,528	27,738	27,610	27,519	27,585	27,520	27,779	27,660	27,505
42,252	42,474	42,686	43,104	43,154	42,859	43,163	42,708	42,220
12,308	12,288	12,500	12,698	12,399	12,371	12,427	12,272	12,137
295,057	293,945	296,297	296,332	295,043	292,921	295,530	294,663	292,698
94,107	93,465	93,872	93,451	91,448	90,930	93,579	92,333	91,869
56,618	56,213	56,584	57,016	56,974	56,425	56,563	56,605	56,767
67,089	67,428	67,482	67,331	67,661	65,412	65,771	65,902	65,724
77,243	76,839	78,359	78,533	78,959	80,154	79,616	79,824	78,338
420,700	420,316	421,546	420,036	428,403	435,322	434,915	431,602	432,621
16,982	17,093	17,035	17,282	17,719	17,224	17,268	17,262	17,640
102,000	101,692	102,342	102,145	105,228	102,125	102,923	102,801	102,703
25,048	25,092	24,691	24,817	24,800	28,001	27,853	27,994	28,379
276,671	276,438	277,478	275,791	280,656	287,972	286,870	283,545	283,899
368,520	373,358	375,795	374,228	376,488	374,377	374,101	372,058	373,089
104,457	105,600	106,663	104,914	105,181	105,571	106,066	106,264	107,000
108,518	111,076	111,920	112,084	112,250	111,767	111,053	110,408	110,892
155,545	156,682	157,212	157,230	159,057	157,040	156,982	155,387	155,197
583,641	585,527	585,997	589,135	590,903	593,311	595,704	602,060	603,601
389,519	390,477	389,778	391,825	394,505	396,868	399,275	403,586	405,675
100,953	102,080	102,398	102,254	102,806	101,638	101,558	102,185	102,256
93,169	92,969	93,820	95,057	93,591	94,805	94,870	96,289	95,670
206,501	206,071	209,197	210,312	210,719	210,578	210,863	211,541	212,654
83,602	83,798	84,390	85,095	85,015	85,024	84,900	85,774	86,035
41,992	41,596	42,840	43,045	43,328	42,914	42,862	42,973	43,240
38,985	39,222	39,437	39,702	39,511	39,543	39,753	39,779	40,553
41,922	41,456	42,529	42,470	42,865	43,097	43,347	43,016	42,826
2,253,574	2,259,619	2,274,146	2,275,927	2,287,325	2,291,471	2,296,686	2,297,905	2,300,906

Subsektor Sub-sector	2020	2021	2021				2022		2021	
			Q1	Q2	Q3	Q4	Q1	Q2	(Jan. - Jul.)	
1. Makanan, minuman dan tembakau Food, beverages and tobacco	-1.3	2.4	0.1	0.5	0.8	2.4	1.3	1.6	1.1	
10 Pembuatan produk makanan <i>Manufacture of food products</i>	-0.5	2.5	0.9	0.6	0.8	2.5	1.3	1.5	1.3	
11 Pembuatan minuman <i>Manufacture of beverages</i>	-10.7	1.7	-10.6	-2.1	0.7	1.7	1.2	3.9	-3.6	
12 Pembuatan produk tembakau <i>Manufacture of tobacco products</i>	-27.4	3.3	-12.8	17.6	11.1	3.3	0.1	1.7	14.7	
2. Tekstil, pakaian, kulit dan kasut Textiles, wearing apparel, leather and footwear	-14.4	2.5	-15.1	-11.6	-4.3	2.5	2.0	4.6	-8.3	
13 Pembuatan tekstil <i>Manufacture of textiles</i>	-5.8	3.9	-4.6	-2.7	0.4	3.9	0.7	2.3	-1.6	
14 Pembuatan pakaian <i>Manufacture of wearing apparel</i>	-21.6	1.3	-23.4	-18.8	-9.2	1.3	2.4	5.9	-13.9	
15 Pembuatan produk kulit dan barangan berkaitan <i>Manufacture of leather and related products</i>	-2.7	3.8	-2.5	-1.8	3.0	3.8	3.2	5.6	-1.9	
3. Produk kayu, perabot, keluaran kertas dan percetakan Wood products, furniture, paper products and printing	-4.6	3.4	-3.7	-1.4	1.5	3.4	2.9	5.9	-1.7	
16 Pembuatan kayu dan produk kayu dan gabus, kecuali perabot; pembuatan bagi artikel jerami dan bahan-bahan anyaman <i>Manufacture of wood and products of wood and cork, except furniture; manufacture of articles of straw and plaiting materials</i>	-7.9	2.6	-8.1	-3.5	0.5	2.6	1.4	3.9	-1.3	
17 Pembuatan kertas dan produk kertas <i>Manufacture of paper and paper products</i>	-4.8	3.5	-3.1	2.7	2.9	3.5	3.0	4.4	2.1	
18 Percetakan dan penerbitan semula media rakaman <i>Printing and reproduction of recorded media</i>	-1.6	3.7	-1.2	-0.4	-1.9	3.7	3.1	4.5	-2.1	
31 Pembuatan perabot <i>Manufacture of furniture</i>	-2.9	4.0	-0.7	-2.5	4.6	4.0	4.4	10.7	-4.4	
4. Petroleum, kimia, getah dan plastik Petroleum, chemical, rubber and plastic	0.8	0.7	1.8	3.8	1.3	0.7	1.0	1.0	2.5	
19 Pembuatan kok dan produk petroleum bertapis <i>Manufacture of coke and refined petroleum products</i>	-7.2	2.8	-4.5	5.7	5.1	2.8	3.0	2.7	5.1	
20 Pembuatan kimia dan produk kimia <i>Manufacture of chemicals and chemical products</i>	-6.2	0.3	-4.1	2.4	0.1	0.3	0.2	1.1	0.6	
21 Pembuatan produk farmaseutikal asas, kimia perubatan dan botani <i>Manufacture of basic pharmaceutical products and pharmaceutical preparations</i>	9.5	7.5	11.6	11.6	11.8	7.5	5.9	6.6	12.4	
22 Pembuatan produk getah dan plastik <i>Manufacture of rubber and plastics products</i>	3.4	0.2	3.9	3.4	0.6	0.2	0.8	0.3	2.2	
5. Produk mineral bukan logam, logam asas dan produk logam yang direka Non-metallic mineral products, basic metal and fabricated metal products	0.2	1.3	1.7	-0.3	0.2	1.3	0.7	2.6	-0.8	
23 Pembuatan produk galian bukan logam lain <i>Manufacture of other non-metallic mineral products</i>	-3.4	2.1	-2.0	-1.9	0.1	2.1	0.9	3.4	-0.5	
24 Pembuatan logam asas <i>Manufacture of basic metals</i>	-0.9	0.4	-0.2	1.1	0.1	0.4	0.5	2.3	0.2	
25 Pembuatan produk logam, kecuali mesin dan kelengkapan <i>Manufacture of fabricated metal products, except machinery and equipment</i>	3.6	1.3	5.8	-0.2	0.4	1.3	0.7	2.3	-1.8	
6. Produk elektrik dan elektronik Electrical and electronic products	-1.2	5.3	-0.7	4.4	4.5	5.3	5.0	5.9	3.4	
26 Pembuatan komputer, produk elektronik dan optikal <i>Manufacture of computer, electronics and optical products</i>	-2.8	6.8	-2.7	4.8	5.8	6.8	6.5	7.2	4.3	
27 Pembuatan kelengkapan elektrik <i>Manufacture of electrical equipment</i>	3.4	3.4	3.6	4.0	3.3	3.4	3.2	4.0	2.5	
28 Pembuatan jentera dan peralatan t.t.t.l. <i>Manufacture of machinery and equipment n.e.c.</i>	0.9	1.1	3.1	3.1	0.3	1.1	1.2	2.8	0.9	
7. Kelengkapan pengangkutan dan pembuatan lain Transport equipment and other manufactures	-5.2	2.3	-4.0	0.8	1.3	2.3	2.3	5.1	0.1	
29 Pembuatan kenderaan bermotor, treler dan semi treler <i>Manufacture of motor vehicles, trailers and semi-trailers</i>	-6.9	1.0	-7.6	0.7	1.1	1.0	2.1	3.7	-0.1	
30 Pembuatan kelengkapan pengangkutan lain <i>Manufacture of other transport equipment</i>	-9.2	0.8	-6.7	0.3	0.1	0.8	0.5	5.6	-2.2	
32 Pembuatan lain <i>Other manufacturing</i>	1.1	5.6	2.9	1.1	1.8	5.6	2.4	4.9	1.7	
33 Pembaikan dan pemasangan jentera dan kelengkapan <i>Repair and installation of machinery and equipment</i>	-2.6	3.7	0.8	1.5	2.3	3.7	4.3	7.5	1.3	
Pembuatan Manufacturing	Jumlah Total	-2.0	2.7	-1.1	1.2	1.6	2.7	2.4	3.7	0.8

2022		2021												2022					
(Jan. - Jul.)	Jan.	Feb.	Mac	Apr.	Mei	Jun	Jul.	Ogo.	Sep.	Okt.	Nov.	Dis.	Jan.	Feb.	Mac	Apr.	Mei	Jun	Jul.
1.5	-1.2	-0.8	0.1	1.1	1.2	0.5	1.1	0.1	0.8	1.7	2.3	2.4	1.3	1.2	1.3	1.1	1.5	1.6	1.5
1.4	-0.4	-0.1	0.9	1.2	1.3	0.6	1.3	0.2	0.8	1.7	2.4	2.5	1.3	1.2	1.3	1.0	1.4	1.5	1.4
3.7	-11.5	-11.4	-10.6	-2.5	-1.5	-2.1	-3.6	-1.0	0.7	1.6	1.9	1.7	0.8	1.3	1.2	3.2	3.4	3.9	3.7
4.6	-22.4	-11.5	-12.8	19.4	18.0	17.6	14.7	10.4	11.1	7.5	1.2	3.3	3.6	0.2	0.1	1.1	0.7	1.7	4.6
4.5	-16.4	-16.1	-15.1	-8.6	-8.9	-11.6	-8.3	-3.8	-4.3	-2.9	1.8	2.5	2.0	2.1	2.0	1.7	1.4	4.6	4.5
2.4	-7.7	-7.6	-4.6	1.0	0.3	-2.7	-1.6	-1.3	0.4	1.3	2.4	3.9	1.3	0.9	0.7	0.5	0.3	2.3	2.4
5.5	-24.1	-23.6	-23.4	-16.3	-16.4	-18.8	-13.9	-6.7	-9.2	-7.6	0.7	1.3	1.9	2.2	2.4	2.1	1.7	5.9	5.5
6.2	-2.6	-3.1	-2.5	2.1	1.9	-1.8	-1.9	0.8	3.0	4.9	4.5	3.8	4.0	4.1	3.2	2.7	2.9	5.6	6.2
5.1	-5.4	-5.2	-3.7	3.8	2.9	-1.4	-1.7	-1.2	1.5	2.7	3.7	3.4	3.1	3.2	2.9	2.7	2.7	5.9	5.1
1.0	-9.5	-9.8	-8.1	1.5	1.2	-3.5	-1.3	-0.3	0.5	2.4	3.0	2.6	2.0	2.5	1.4	0.9	1.0	3.9	1.0
5.3	-4.7	-4.0	-3.1	5.0	4.5	2.7	2.1	2.2	2.9	3.0	4.9	3.5	2.8	3.0	3.0	2.7	3.2	4.4	5.3
4.7	-4.5	-3.8	-1.2	3.9	3.4	-0.4	-2.1	-1.8	-1.9	0.9	2.8	3.7	3.5	3.2	3.1	2.7	3.0	4.5	4.7
10.8	-1.3	-1.1	-0.7	5.8	3.6	-2.5	-4.4	-4.1	4.6	4.5	4.7	4.0	4.4	4.3	4.4	4.6	4.2	10.7	10.8
1.7	0.3	0.4	1.8	5.3	4.5	3.8	2.5	1.8	1.3	1.6	0.8	0.7	0.1	0.05	1.0	1.2	1.3	1.0	1.7
2.9	-7.3	-7.1	-4.5	2.7	5.1	5.7	5.1	5.2	5.1	3.8	3.4	2.8	1.5	2.9	3.0	2.8	3.0	2.7	2.9
1.2	-8.1	-7.6	-4.1	2.9	2.7	2.4	0.6	0.1	0.1	1.7	0.4	0.3	0.2	0.1	0.2	0.7	1.2	1.1	1.2
7.2	9.7	10.7	11.6	13.2	12.0	11.6	12.4	12.7	11.8	12.1	7.0	7.5	5.8	5.7	5.9	6.0	6.2	6.6	7.2
1.2	3.5	3.4	3.9	5.7	4.5	3.4	2.2	1.3	0.6	0.5	0.3	0.2	-0.5	-0.6	0.8	0.9	0.8	0.3	1.2
3.2	0.3	0.0	1.7	3.4	2.5	-0.3	-0.8	-0.8	0.2	0.8	0.8	1.3	0.8	0.8	0.7	1.0	1.3	2.6	3.2
3.6	-3.3	-3.5	-2.0	1.0	0.9	-1.9	-0.5	-0.4	0.1	0.6	0.4	2.1	1.3	1.2	0.9	0.6	1.2	3.4	3.6
4.3	-0.8	-1.5	-0.2	2.2	1.6	1.1	0.2	-0.1	0.1	0.5	1.0	0.4	0.1	0.6	0.5	2.1	2.0	2.3	4.3
2.2	3.8	3.6	5.8	6.0	4.3	-0.2	-1.8	-1.4	0.4	1.2	1.0	1.3	1.0	0.6	0.7	0.5	0.8	2.3	2.2
6.7	-1.7	-1.3	-0.7	4.2	4.7	4.4	3.4	4.3	4.5	4.9	5.0	5.3	4.8	4.7	5.0	5.2	5.2	5.9	6.7
7.8	-3.6	-3.0	-2.7	4.0	4.8	4.8	4.3	5.5	5.8	6.4	6.7	6.8	6.2	6.0	6.5	6.4	6.5	7.2	7.8
4.7	3.1	2.5	3.6	4.9	5.2	4.0	2.5	3.2	3.3	2.7	2.1	3.4	2.8	3.1	3.2	3.3	3.2	4.0	4.7
4.4	1.5	1.6	3.1	4.2	3.5	3.1	0.9	1.0	0.3	1.2	1.5	1.1	1.4	1.3	1.2	2.0	2.5	2.8	4.4
5.7	-5.6	-4.7	-4.0	1.3	2.3	0.8	0.1	0.2	1.3	2.6	2.5	2.3	1.8	1.7	2.3	3.0	3.4	5.1	5.7
4.7	-8.4	-7.8	-7.6	0.2	2.5	0.7	-0.1	-0.2	1.1	2.0	1.0	1.0	1.8	1.9	2.1	1.8	2.0	3.7	4.7
6.4	-8.8	-8.0	-6.7	0.9	0.4	0.3	-2.2	-1.9	0.1	1.6	1.3	0.8	0.1	0.4	0.5	3.7	3.8	5.6	6.4
6.7	1.4	2.6	2.9	4.0	2.9	1.1	1.7	1.7	1.8	3.3	4.8	5.6	2.9	2.6	2.4	2.6	3.5	4.9	6.7
6.1	-2.4	-0.6	0.8	1.7	3.4	1.5	1.3	1.9	2.3	4.2	4.8	3.7	2.6	1.7	4.3	5.0	5.8	7.5	6.1
4.1	-2.4	-2.2	-1.1	3.0	2.8	1.2	0.8	1.0	1.6	2.4	2.6	2.7	2.2	2.1	2.4	2.5	2.7	3.7	4.1

Jadual **1.2c** : Bilangan Pekerja Bergaji Sektor Pembuatan Mengikut Subsektor: Perubahan Peratusan Bulanan/Suku Tahunan
 Table **1.2c** : Number of Paid Employees of Manufacturing Sector by Sub-sector: Monthly/Quarterly Percentage Change

Subsektor Sub-sector	2021				2022			
	Q1	Q2	Q3	Q4	Q1	Q2	Jan.	Feb.
1. Makanan, minuman dan tembakau	2.8	-0.1	0.2	-0.4	1.6	0.2	2.7	0.1
Food, beverages and tobacco								
10 Pembuatan produk makanan <i>Manufacture of food products</i>	2.7	0.2	0.1	-0.4	1.5	0.4	2.7	0.03
11 Pembuatan minuman <i>Manufacture of beverages</i>	2.8	-3.0	2.5	-0.5	2.2	-0.4	1.9	0.5
12 Pembuatan produk tembakau <i>Manufacture of tobacco products</i>	21.7	-18.5	3.9	0.2	17.9	-17.2	7.2	14.9
2. Tekstil, pakaian, kulit dan kasut	1.4	-3.2	-0.1	4.6	0.8	-0.6	0.9	0.6
Textiles, wearing apparel, leather and footwear								
13 Pembuatan tekstil <i>Manufacture of textiles</i>	2.6	-1.3	1.0	1.6	-0.6	0.3	2.1	0.1
14 Pembuatan pakaian <i>Manufacture of wearing apparel</i>	0.5	-4.3	-1.7	7.2	1.6	-1.0	-0.03	0.6
15 Pembuatan produk kulit dan barangan berkaitan <i>Manufacture of leather and related products</i>	1.5	-3.2	3.1	2.5	0.9	-1.0	1.6	1.5
3. Produk kayu, perabot, keluaran kertas dan percetakan	0.8	-2.9	3.5	2.1	0.4	-0.1	1.1	-0.1
Wood products, furniture, paper products and printing								
16 Pembuatan kayu dan produk kayu dan gabus, kecuali perabot; pembuatan bagi artikel jerami dan bahan-bahan anyaman <i>Manufacture of wood and products of wood and cork, except furniture; manufacture of articles of straw and plaiting materials</i>	-1.1	-1.5	4.8	0.4	-2.2	1.0	1.0	-0.9
17 Pembuatan kertas dan produk kertas <i>Manufacture of paper and paper products</i>	1.9	-2.0	1.1	2.6	1.4	-0.6	1.4	0.6
18 Percetakan dan penerbitan semula media rakaman <i>Printing and reproduction of recorded media</i>	0.9	-3.9	-0.9	7.9	0.3	-2.6	0.3	0.1
31 Pembuatan perabot <i>Manufacture of furniture</i>	2.4	-4.6	7.5	-0.9	2.8	1.1	1.6	0.3
4. Petroleum, kimia, getah dan plastik	1.6	0.8	-1.1	-0.6	1.9	0.7	0.9	-0.3
Petroleum, chemical, rubber and plastic								
19 Pembuatan kok dan produk petroleum bertapis <i>Manufacture of coke and refined petroleum products</i>	3.5	-2.3	2.0	-0.3	3.7	-2.6	1.0	0.02
20 Pembuatan kimia dan produk kimia <i>Manufacture of chemicals and chemical products</i>	3.5	-3.2	-0.3	0.4	3.5	-2.3	0.7	-0.1
21 Pembuatan produk farmaseutikal asas, kimia perubatan dan botani <i>Manufacture of basic pharmaceutical products and pharmaceutical preparations</i>	0.3	12.1	1.1	-5.5	-1.2	12.9	-0.1	0.6
22 Pembuatan produk getah dan plastik <i>Manufacture of rubber and plastics products</i>	0.9	1.5	-1.8	-0.4	1.5	1.0	1.1	-0.5
5. Produk mineral bukan logam, logam asas dan produk logam yang direka	1.4	-3.0	0.8	2.2	0.8	-1.2	1.1	-0.4
Non-metallic mineral products, basic metal and fabricated metal products								
23 Pembuatan produk galian bukan logam lain <i>Manufacture of other non-metallic mineral products</i>	0.8	-1.4	1.0	1.7	-0.4	1.0	1.9	-1.6
24 Pembuatan logam asas <i>Manufacture of basic metals</i>	0.9	-3.4	-0.9	3.9	1.1	-1.6	1.1	-0.4
25 Pembuatan produk logam, kecuali mesin dan kelengkapan <i>Manufacture of fabricated metal products, except machinery and equipment</i>	2.1	-3.9	1.8	1.3	1.5	-2.3	0.6	0.4
6. Produk elektrik dan elektronik	1.1	1.0	0.9	2.1	0.9	1.9	0.5	0.6
Electrical and electronic products								
26 Pembuatan komputer, produk elektronik dan optikal <i>Manufacture of computer, electronics and optical products</i>	1.3	1.6	1.4	2.3	1.0	2.3	0.4	0.7
27 Pembuatan kelengkapan elektrik <i>Manufacture of electrical equipment</i>	1.0	-1.4	2.1	1.7	0.7	-0.6	0.9	-0.4
28 Pembuatan jentera dan peralatan t.t.t.l. <i>Manufacture of machinery and equipment n.e.c.</i>	0.6	1.2	-2.2	1.5	0.7	2.9	0.5	1.4
7. Kelengkapan pengangkutan dan pembuatan lain	2.3	-2.3	1.2	1.1	2.3	0.4	2.1	0.6
Transport equipment and other manufactures								
29 Pembuatan kenderaan bermotor, treler dan semi treler <i>Manufacture of motor vehicles, trailers and semi-trailers</i>	0.3	-0.6	0.4	0.9	1.5	0.9	-0.1	0.7
30 Pembuatan kelengkapan pengangkutan lain <i>Manufacture of other transport equipment</i>	4.5	-5.5	2.2	-0.02	4.2	-0.8	3.7	0.2
32 Pembuatan lain <i>Other manufacturing</i>	3.9	-1.7	0.6	2.7	0.7	0.7	3.2	0.9
33 Pembaikan dan pemasangan jentera dan kelengkapan <i>Repair and installation of machinery and equipment</i>	2.8	-2.7	2.5	1.1	3.4	0.4	3.7	0.7
Pembuatan	Jumlah							
Manufacturing	Total	1.6	-0.8	0.7	1.3	1.2	0.5	1.2
								0.1

(%)

2021											2022					
Mac	Apr.	Mei	Jun	Jul.	Ogo.	Sep.	Okt.	Nov.	Dis.	Jan.	Feb.	Mac	Apr.	Mei	Jun	Jul.
-0.1	-0.01	-0.3	0.2	0.4	-1.0	0.8	-1.3	0.6	0.3	1.6	0.01	0.02	-0.1	-0.002	0.4	0.3
-0.1	0.1	-0.3	0.3	0.5	-1.2	0.8	-1.3	0.7	0.2	1.6	-0.1	0.02	-0.1	0.03	0.4	0.4
0.3	-1.0	-0.7	-1.3	-0.1	2.4	0.2	-1.7	-0.004	1.2	1.0	1.1	0.1	1.1	-0.6	-0.9	-0.3
-1.2	-18.4	0.3	-0.5	-3.3	-4.7	12.7	0.2	0.1	-0.03	7.5	11.1	-1.3	-17.5	-0.1	0.5	-0.5
-0.1	-0.2	1.0	-4.0	-0.8	0.8	-0.1	0.2	3.8	0.5	0.4	0.6	-0.2	-0.5	0.7	-0.9	-0.9
0.4	0.04	1.1	-2.4	-0.6	0.9	0.7	0.3	0.5	0.8	-0.5	-0.3	0.2	-0.2	0.9	-0.4	-0.6
-0.1	-0.4	1.2	-5.0	-0.7	0.5	-1.5	-0.5	7.2	0.5	0.5	1.0	0.1	-0.7	0.7	-1.1	-1.1
-1.5	0.2	0.3	-3.8	-1.7	1.8	3.0	2.1	0.6	-0.2	1.7	1.6	-2.4	-0.2	0.5	-1.2	-1.1
-0.1	-0.5	0.8	-3.3	0.04	0.3	3.2	0.9	1.5	-0.4	0.8	0.01	-0.4	-0.7	0.9	-0.3	-0.7
-1.2	-0.1	2.8	-4.1	2.4	0.5	1.8	-0.2	1.2	-0.7	0.4	-0.4	-2.1	-0.6	2.9	-1.3	-0.5
-0.1	-0.7	-0.3	-1.0	-0.6	0.01	1.7	1.5	1.7	-0.7	0.7	0.8	-0.1	-1.0	0.2	0.1	0.3
0.5	-3.0	0.3	-1.2	-0.5	0.1	-0.6	4.1	3.1	0.5	0.1	-0.2	0.5	-3.3	0.6	0.2	-0.3
0.5	1.3	-0.3	-5.6	-2.0	0.3	9.4	-0.7	0.3	-0.5	2.0	0.2	0.5	1.5	-0.7	0.3	-1.9
1.0	1.5	-0.2	-0.5	-0.4	-0.2	-0.4	0.2	-0.7	-0.1	0.3	-0.4	2.0	1.6	-0.1	-0.8	0.2
2.5	-2.6	0.04	0.3	1.9	0.02	0.1	-0.5	-0.5	0.7	-0.3	1.5	2.5	-2.8	0.3	-0.04	2.2
2.9	-3.4	0.2	-0.1	-0.2	-0.2	-0.02	1.2	-0.5	-0.3	0.6	-0.2	3.0	-2.9	0.8	-0.1	-0.1
-0.2	12.8	-0.8	0.2	0.8	0.9	-0.7	-0.6	-5.1	0.2	-1.6	0.5	-0.1	12.9	-0.5	0.5	1.4
0.3	2.6	-0.3	-0.7	-0.8	-0.4	-0.6	0.02	-0.4	-0.1	0.4	-0.6	1.8	2.6	-0.4	-1.2	0.1
0.7	-0.8	-0.4	-1.9	-0.3	0.1	1.0	0.6	0.3	1.3	0.7	-0.4	0.6	-0.6	-0.1	-0.5	0.3
0.5	0.8	-0.2	-1.9	0.5	0.1	0.5	0.01	0.6	1.1	1.0	-1.6	0.3	0.4	0.5	0.2	0.7
0.3	-2.0	-0.5	-0.9	-1.5	0.2	0.4	1.3	0.2	2.4	0.8	0.1	0.1	-0.4	-0.6	-0.6	0.4
1.1	-1.1	-0.3	-2.5	0.01	0.04	1.8	0.5	0.1	0.7	0.3	0.01	1.2	-1.3	-0.04	-1.0	-0.1
0.0	0.3	0.3	0.4	-0.5	1.1	0.4	1.0	0.8	0.3	0.1	0.5	0.3	0.4	0.4	1.1	0.3
0.2	0.6	0.6	0.4	-0.1	1.1	0.4	1.3	0.8	0.2	-0.2	0.5	0.7	0.6	0.6	1.1	0.5
0.5	-1.3	0.03	-0.2	-0.6	1.9	0.8	0.7	-0.1	1.1	0.3	-0.1	0.5	-1.1	-0.1	0.6	0.1
-1.4	0.5	-0.4	1.2	-2.1	0.01	-0.1	-0.04	1.8	-0.2	0.9	1.3	-1.5	1.3	0.1	1.5	-0.6
-0.4	-0.8	-0.3	-1.3	-0.1	0.03	1.3	0.9	0.4	-0.2	1.5	0.5	0.2	-0.1	0.1	0.3	0.5
-0.3	0.3	-0.2	-0.7	-0.6	-0.2	1.2	0.7	0.01	0.2	0.7	0.8	-0.1	0.01	-0.1	1.0	0.3
0.5	-4.0	-0.2	-1.4	-0.2	-0.1	2.5	0.9	0.1	-0.9	3.0	0.5	0.7	-1.0	-0.1	0.3	0.6
-0.2	-0.1	-0.4	-1.2	0.2	-0.1	0.6	0.6	1.5	0.6	0.5	0.7	-0.5	0.1	0.5	0.1	1.9
-1.5	-0.1	-0.2	-2.4	0.9	0.6	0.9	1.5	0.8	-1.1	2.6	-0.1	0.9	0.5	0.6	-0.8	-0.4
0.2	0.1	0.1	-0.9	-0.2	0.2	0.8	0.4	0.6	0.3	0.6	0.1	0.5	0.2	0.2	0.1	0.1

Jadual **1.3a** : Gaji dan Upah yang Dibayar Sektor Pembuatan Mengikut Subsektor
 Table **1.3a** : Salaries and Wages Paid of Manufacturing Sector by Sub-sector

Subsektor Sub-sector	2020	2021	2021				
			Q1	Q2	Q3	Q4	
1. Makanan, minuman dan tembakau <i>Food, beverages and tobacco</i>	10,125	10,343	2,559	2,564	2,555	2,665	
10 Pembuatan produk makanan <i>Manufacture of food products</i>	9,525	9,773	2,411	2,429	2,422	2,512	
11 Pembuatan minuman <i>Manufacture of beverages</i>	537	508	131	121	120	136	
12 Pembuatan produk tembakau <i>Manufacture of tobacco products</i>	63	62	17	14	14	17	
2. Tekstil, pakaian, kulit dan kasut <i>Textiles, wearing apparel, leather and footwear</i>	1,996	1,827	466	443	437	481	
13 Pembuatan tekstil <i>Manufacture of textiles</i>	661	657	163	162	161	171	
14 Pembuatan pakaian <i>Manufacture of wearing apparel</i>	1,023	862	223	207	204	229	
15 Pembuatan produk kulit dan barangan berkaitan <i>Manufacture of leather and related products</i>	312	308	79	75	72	81	
3. Produk kayu, perabot, keluaran kertas dan percetakan <i>Wood products, furniture, paper products and printing</i>	8,965	9,057	2,286	2,215	2,204	2,353	
16 Pembuatan kayu dan produk kayu dan gabus, kecuali perabot; pembuatan bagi artikel jerami dan bahan-bahan anyaman <i>Manufacture of wood and products of wood and cork, except furniture; manufacture of articles of straw and plaiting materials</i>	2,424	2,461	605	586	616	654	
17 Pembuatan kertas dan produk kertas <i>Manufacture of paper and paper products</i>	2,003	2,018	505	502	495	517	
18 Percetakan dan penerbitan semula media rakaman <i>Printing and reproduction of recorded media</i>	2,170	2,153	559	549	507	538	
31 Pembuatan perabot <i>Manufacture of furniture</i>	2,368	2,425	617	578	586	643	
4. Petroleum, kimia, getah dan plastik <i>Petroleum, chemical, rubber and plastic</i>	19,409	20,344	5,017	5,121	5,104	5,101	
19 Pembuatan kok dan produk petroleum bertapis <i>Manufacture of coke and refined petroleum products</i>	2,282	2,326	617	522	565	621	
20 Pembuatan kimia dan produk kimia <i>Manufacture of chemicals and chemical products</i>	5,668	5,677	1,462	1,388	1,398	1,429	
21 Pembuatan produk farmaseutikal asas, kimia perubatan dan botani <i>Manufacture of basic pharmaceutical products and pharmaceutical preparations</i>	631	717	165	180	183	189	
22 Pembuatan produk getah dan plastik <i>Manufacture of rubber and plastics products</i>	10,828	11,623	2,772	3,030	2,958	2,863	
5. Produk mineral bukan logam, logam asas dan produk logam yang direka <i>Non-metallic mineral products, basic metal and fabricated metal products</i>	13,579	13,860	3,525	3,393	3,334	3,608	
23 Pembuatan produk galian bukan logam lain <i>Manufacture of other non-metallic mineral products</i>	4,270	4,340	1,079	1,088	1,055	1,118	
24 Pembuatan logam asas <i>Manufacture of basic metals</i>	3,989	4,048	1,043	986	959	1,059	
25 Pembuatan produk logam, kecuali mesin dan kelengkapan <i>Manufacture of fabricated metal products, except machinery and equipment</i>	5,320	5,473	1,403	1,319	1,320	1,431	
6. Produk elektrik dan elektronik <i>Electrical and electronic products</i>	26,201	27,409	6,957	6,691	6,606	7,155	
26 Pembuatan komputer, produk elektronik dan optikal <i>Manufacture of computer, electronics and optical products</i>	18,284	19,284	4,871	4,742	4,623	5,049	
27 Pembuatan kelengkapan elektrik <i>Manufacture of electrical equipment</i>	3,750	3,832	976	910	952	994	
28 Pembuatan jentera dan peralatan t.t.t.l. <i>Manufacture of machinery and equipment n.e.c.</i>	4,167	4,292	1,110	1,039	1,032	1,112	
7. Kelengkapan pengangkutan dan pembuatan lain <i>Transport equipment and other manufactures</i>	6,920	6,992	1,776	1,734	1,664	1,817	
29 Pembuatan kenderaan bermotor, treler dan semi treler <i>Manufacture of motor vehicles, trailers and semi-trailers</i>	3,418	3,411	865	858	803	885	
30 Pembuatan kelengkapan pengangkutan lain <i>Manufacture of other transport equipment</i>	1,101	1,095	288	277	259	271	
32 Pembuatan lain <i>Other manufacturing</i>	1,161	1,226	302	291	303	330	
33 Pembaikan dan pemasangan jentera dan kelengkapan <i>Repair and installation of machinery and equipment</i>	1,240	1,260	322	309	298	330	
Pembuatan <i>Manufacturing</i>	Jumlah <i>Total</i>	87,194	89,830	22,584	22,162	21,904	23,180

(RM Juta/Million)

2022		2021	2022		2021							
Q1	Q2	(Jan. - Jul.)	(Jan. - Jul.)	Jan.	Feb.	Mac	Apr.	Mei	Jun	Jul.	Ogo.	Sep.
2,702	2,721	5,980	6,334	853	848	858	863	858	843	857	828	871
2,553	2,578	5,654	5,996	803	798	810	816	813	800	814	784	823
132	128	290	302	44	44	42	43	40	38	38	39	43
17	14	36	36	5	6	6	5	5	5	5	4	5
480	462	1,053	1,094	160	153	153	152	153	138	143	146	147
166	164	378	386	55	54	54	54	55	53	53	54	54
231	218	498	522	78	72	72	72	73	61	68	68	68
82	79	176	186	27	26	26	26	25	24	22	24	25
2,398	2,338	5,218	5,506	770	757	758	746	746	722	718	725	761
650	634	1,390	1,497	205	201	199	198	197	191	199	202	215
524	516	1,168	1,211	167	167	171	170	166	166	162	163	170
567	559	1,280	1,308	191	182	186	183	187	179	172	172	162
658	629	1,381	1,490	208	207	201	194	197	187	185	187	214
5,079	5,225	11,830	12,075	1,656	1,636	1,724	1,670	1,698	1,753	1,692	1,701	1,711
629	532	1,320	1,346	199	193	225	169	168	185	181	180	205
1,485	1,422	3,318	3,396	479	483	500	465	450	474	467	462	469
180	196	406	442	55	55	55	62	59	59	60	62	61
2,786	3,075	6,787	6,892	923	905	944	974	1,022	1,035	985	997	976
3,650	3,553	8,005	8,369	1,188	1,162	1,174	1,142	1,149	1,101	1,088	1,087	1,159
1,123	1,145	2,515	2,651	361	353	365	365	371	351	349	346	360
1,093	1,029	2,339	2,451	350	342	352	333	331	322	310	313	336
1,435	1,378	3,151	3,268	477	468	458	444	447	428	429	429	462
7,384	7,197	15,802	16,931	2,342	2,359	2,255	2,211	2,233	2,247	2,154	2,196	2,256
5,268	5,187	11,118	12,124	1,625	1,653	1,593	1,582	1,572	1,588	1,505	1,532	1,586
993	940	2,200	2,261	339	327	310	280	312	318	313	319	320
1,123	1,070	2,485	2,546	379	379	352	349	349	340	336	345	350
1,820	1,823	4,053	4,230	588	597	592	600	578	556	542	548	573
872	889	1,982	2,043	287	294	283	298	285	275	260	264	279
290	289	650	672	92	94	101	96	94	87	86	85	89
325	314	691	746	101	102	99	97	96	98	98	101	104
334	331	730	769	107	107	108	109	103	97	99	99	101
23,513	23,318	51,941	54,540	7,558	7,512	7,514	7,386	7,416	7,360	7,195	7,231	7,479

Jadual **1.3a** : Gaji dan Upah yang Dibayar Sektor Pembuatan Mengikut Subsektor (samb.)
 Table **1.3a** : Salaries and Wages Paid of Manufacturing Sector by Sub-sector (cont.)

Subsektor Sub-sector	Okt.	Nov.	Dis.	
1. Makanan, minuman dan tembakau Food, beverages and tobacco	869	872	923	
10 Pembuatan produk makanan <i>Manufacture of food products</i>	822	822	868	
11 Pembuatan minuman <i>Manufacture of beverages</i>	43	45	48	
12 Pembuatan produk tembakau <i>Manufacture of tobacco products</i>	5	5	7	
2. Tekstil, pakaian, kulit dan kasut Textiles, wearing apparel, leather and footwear	150	160	171	
13 Pembuatan tekstil <i>Manufacture of textiles</i>	55	57	59	
14 Pembuatan pakaian <i>Manufacture of wearing apparel</i>	68	76	85	
15 Pembuatan produk kulit dan barangan berkaitan <i>Manufacture of leather and related products</i>	27	27	28	
3. Produk kayu, perabot, keluaran kertas dan percetakan Wood products, furniture, paper products and printing	767	777	809	
16 Pembuatan kayu dan produk kayu dan gabus, kecuali perabot; pembuatan bagi artikel jerami dan bahan-bahan anyaman <i>Manufacture of wood and products of wood and cork, except furniture; manufacture of articles of straw and plaiting materials</i>	216	217	222	
17 Pembuatan kertas dan produk kertas <i>Manufacture of paper and paper products</i>	171	173	173	
18 Percetakan dan penerbitan semula media rakaman <i>Printing and reproduction of recorded media</i>	167	175	196	
31 Pembuatan perabot <i>Manufacture of furniture</i>	213	213	218	
4. Petroleum, kimia, getah dan plastik Petroleum, chemical, rubber and plastic	1,693	1,653	1,755	
19 Pembuatan kok dan produk petroleum bertapis <i>Manufacture of coke and refined petroleum products</i>	204	194	223	
20 Pembuatan kimia dan produk kimia <i>Manufacture of chemicals and chemical products</i>	463	462	505	
21 Pembuatan produk farmaseutikal asas, kimia perubatan dan botani <i>Manufacture of basic pharmaceutical products and pharmaceutical preparations</i>	62	59	68	
22 Pembuatan produk getah dan plastik <i>Manufacture of rubber and plastics products</i>	965	939	959	
5. Produk mineral bukan logam, logam asas dan produk logam yang direka Non-metallic mineral products, basic metal and fabricated metal products	1,169	1,181	1,258	
23 Pembuatan produk galian bukan logam lain <i>Manufacture of other non-metallic mineral products</i>	364	370	384	
24 Pembuatan logam asas <i>Manufacture of basic metals</i>	340	341	378	
25 Pembuatan produk logam, kecuali mesin dan kelengkapan <i>Manufacture of fabricated metal products, except machinery and equipment</i>	466	470	495	
6. Produk elektrik dan elektronik Electrical and electronic products	2,288	2,295	2,572	
26 Pembuatan komputer, produk elektronik dan optikal <i>Manufacture of computer, electronics and optical products</i>	1,610	1,614	1,825	
27 Pembuatan kelengkapan elektrik <i>Manufacture of electrical equipment</i>	322	320	352	
28 Pembuatan jentera dan peralatan t.t.t.l. <i>Manufacture of machinery and equipment n.e.c.</i>	355	361	395	
7. Kelengkapan pengangkutan dan pembuatan lain Transport equipment and other manufactures	587	597	633	
29 Pembuatan kenderaan bermotor, treler dan semi treler <i>Manufacture of motor vehicles, trailers and semi-trailers</i>	284	288	314	
30 Pembuatan kelengkapan pengangkutan lain <i>Manufacture of other transport equipment</i>	90	91	90	
32 Pembuatan lain <i>Other manufacturing</i>	105	106	119	
33 Pembaikan dan pemasangan jentera dan kelengkapan <i>Repair and installation of machinery and equipment</i>	107	112	111	
Pembuatan Manufacturing	Jumlah Total	7,523	7,536	8,122

(RM Juta/Million)

2022

Jan.	Feb.	Mac	Apr.	Mei	Jun	Jul.
903	894	905	901	907	912	912
853	843	857	852	860	866	866
44	45	43	44	42	42	41
5	6	6	5	5	5	5
165	158	157	155	156	150	153
56	55	55	54	55	55	55
81	75	75	74	75	69	73
28	27	27	27	27	26	25
810	796	792	779	783	775	770
220	216	214	212	212	209	213
173	177	174	172	171	173	171
194	185	188	184	188	187	182
222	218	217	211	212	205	203
1,675	1,654	1,750	1,708	1,739	1,778	1,770
199	198	231	173	173	186	185
488	489	508	479	465	478	489
61	60	60	67	64	65	66
927	908	951	989	1,037	1,049	1,031
1,237	1,203	1,210	1,181	1,194	1,178	1,166
377	367	378	378	385	383	383
370	363	360	347	345	338	329
490	473	472	456	465	457	455
2,473	2,490	2,421	2,374	2,402	2,421	2,351
1,745	1,774	1,749	1,723	1,722	1,742	1,669
342	333	319	292	321	328	328
386	383	354	359	359	351	353
603	610	608	616	605	602	588
289	296	287	300	294	295	283
92	95	102	97	97	94	93
110	109	106	104	104	106	107
111	110	113	115	110	106	104
7,865	7,805	7,843	7,715	7,787	7,816	7,709

Jadual **1.3b** : Gaji dan Upah yang Dibayar Sektor Pembuatan Mengikut Subsektor: Perubahan Peratusan Tahunan
 Table **1.3b** : Salaries and Wages Paid of Manufacturing Sector by Sub-sector: Annual Percentage Change

Subsektor Sub-sector	2020	2021	2021				2022		2021 (Jan. - Jul.)	
			Q1	Q2	Q3	Q4	Q1	Q2		
1. Makanan, minuman dan tembakau <i>Food, beverages and tobacco</i>	1.2	2.2	-2.2	2.6	2.7	5.7	5.6	6.1	0.7	
10 Pembuatan produk makanan <i>Manufacture of food products</i>	2.3	2.6	-1.1	2.6	3.0	6.0	5.9	6.2	1.2	
11 Pembuatan minuman <i>Manufacture of beverages</i>	-12.5	-5.4	-16.6	-0.05	-2.8	0.5	1.0	5.5	-8.9	
12 Pembuatan produk tembakau <i>Manufacture of tobacco products</i>	-27.6	-2.4	-18.7	16.7	1.7	0.4	0.8	1.8	-4.7	
2. Tekstil, pakaian, kulit dan kasut <i>Textiles, wearing apparel, leather and footwear</i>	-12.0	-8.5	-17.9	-6.6	-8.0	0.4	2.9	4.2	-12.5	
13 Pembuatan tekstil <i>Manufacture of textiles</i>	-2.9	-0.6	-4.9	3.3	-3.4	2.9	1.7	1.6	-1.5	
14 Pembuatan pakaian <i>Manufacture of wearing apparel</i>	-17.0	-15.7	-26.8	-17.0	-13.1	-2.3	3.6	5.7	-21.6	
15 Pembuatan produk kulit dan barangan berkaitan <i>Manufacture of leather and related products</i>	-12.1	-1.5	-12.3	8.2	-2.5	3.2	3.4	5.5	-4.3	
3. Produk kayu, perabot, keluaran kertas dan percetakan <i>Wood products, furniture, paper products and printing</i>	-2.7	1.0	-2.8	3.2	-1.1	5.1	4.9	5.6	-0.5	
16 Pembuatan kayu dan produk kayu dan gabus, kecuali perabot; pembuatan bagi artikel jerami dan bahan-bahan anyaman <i>Manufacture of wood and products of wood and cork, except furniture; manufacture of articles of straw and plaiting materials</i>	-3.7	1.5	-6.0	2.6	1.2	8.8	7.5	8.2	-2.0	
17 Pembuatan kertas dan produk kertas <i>Manufacture of paper and paper products</i>	-5.8	0.7	-4.7	3.1	0.7	4.3	3.7	2.9	-0.9	
18 Percetakan dan penerbitan semula media rakaman <i>Printing and reproduction of recorded media</i>	-2.8	-0.8	-4.1	2.3	-2.8	1.8	1.3	1.9	-1.3	
31 Pembuatan perabot <i>Manufacture of furniture</i>	1.2	2.4	3.4	4.6	-3.3	5.2	6.6	8.7	2.2	
4. Petroleum, kimia, getah dan plastik <i>Petroleum, chemical, rubber and plastic</i>	1.3	4.8	3.8	9.4	4.4	1.9	1.2	2.0	6.4	
19 Pembuatan kok dan produk petroleum bertapis <i>Manufacture of coke and refined petroleum products</i>	-4.4	1.9	-3.1	6.4	5.2	0.6	1.9	1.9	1.6	
20 Pembuatan kimia dan produk kimia <i>Manufacture of chemicals and chemical products</i>	-8.4	0.2	-8.5	5.6	2.7	2.5	1.5	2.4	-1.4	
21 Pembuatan produk farmaseutikal asas, kimia perubatan dan botani <i>Manufacture of basic pharmaceutical products and pharmaceutical preparations</i>	9.5	13.7	14.6	14.8	13.9	11.9	8.8	8.6	14.5	
22 Pembuatan produk getah dan plastik <i>Manufacture of rubber and plastics products</i>	8.2	7.3	12.9	11.5	4.6	1.3	0.5	1.5	11.3	
5. Produk mineral bukan logam, logam asas dan produk logam yang direka <i>Non-metallic mineral products, basic metal and fabricated metal products</i>	-1.8	2.1	-0.3	4.5	-0.2	4.4	3.6	4.7	1.4	
23 Pembuatan produk galian bukan logam lain <i>Manufacture of other non-metallic mineral products</i>	-1.6	1.6	-3.5	5.1	1.1	4.1	4.1	5.3	0.5	
24 Pembuatan logam asas <i>Manufacture of basic metals</i>	-7.6	1.5	-3.8	4.2	-0.1	6.2	4.8	4.4	-0.4	
25 Pembuatan produk logam, kecuali mesin dan kelengkapan <i>Manufacture of fabricated metal products, except machinery and equipment</i>	2.7	2.9	5.2	4.3	-1.4	3.4	2.3	4.5	3.5	
6. Produk elektrik dan elektronik <i>Electrical and electronic products</i>	-0.2	4.6	0.2	7.4	4.2	6.9	6.1	7.5	3.5	
26 Pembuatan komputer, produk elektronik dan optikal <i>Manufacture of computer, electronics and optical products</i>	-0.6	5.5	-1.3	8.7	5.8	9.3	8.2	9.4	3.5	
27 Pembuatan kelengkapan elektrik <i>Manufacture of electrical equipment</i>	2.9	2.2	3.3	3.0	1.1	1.5	1.7	3.3	2.7	
28 Pembuatan jentera dan peralatan t.t.t.l. <i>Manufacture of machinery and equipment n.e.c.</i>	-1.2	3.0	4.4	5.8	0.2	1.8	1.2	3.0	4.0	
7. Kelengkapan pengangkutan dan pembuatan lain <i>Transport equipment and other manufactures</i>	-7.4	1.0	-5.5	6.4	0.3	3.9	2.5	5.1	-0.1	
29 Pembuatan kenderaan bermotor, treler dan semi treler <i>Manufacture of motor vehicles, trailers and semi-trailers</i>	-9.0	-0.2	-7.8	7.5	-1.5	2.1	0.8	3.6	-1.0	
30 Pembuatan kelengkapan pengangkutan lain <i>Manufacture of other transport equipment</i>	-12.7	-0.5	-9.1	7.9	-0.5	1.6	0.5	4.5	-1.5	
32 Pembuatan lain <i>Other manufacturing</i>	3.9	5.6	3.9	3.7	4.6	9.9	7.8	8.1	3.6	
33 Pembaikan dan pemasangan jentera dan kelengkapan <i>Repair and installation of machinery and equipment</i>	-7.2	1.6	-3.9	4.4	1.7	4.7	3.7	7.1	0.04	
Pembuatan										
	Jumlah									
	Total	-1.1	3.0	-0.6	6.0	2.3	4.7	4.1	5.2	2.4

(%)

2022	2021												2022						
(Jan. - Jul.)	Jan.	Feb.	Mac.	Apr.	Mei.	Jun	Jul.	Ogo.	Sep.	Okt.	Nov.	Dis.	Jan.	Feb.	Mac.	Apr.	Mei.	Jun	Jul.
5.9	-3.6	-3.3	0.5	2.5	2.6	2.5	4.0	0.3	3.9	5.4	5.8	5.9	5.9	5.4	5.5	4.4	5.7	8.3	6.4
6.1	-2.6	-2.3	1.5	2.6	2.7	2.6	4.5	0.5	4.1	5.7	6.1	6.3	6.2	5.6	5.8	4.5	5.8	8.3	6.3
3.9	-18.1	-17.6	-14.0	-0.1	0.2	-0.2	-5.6	-3.2	0.4	0.6	0.8	0.1	-0.04	2.0	1.2	2.5	5.6	8.9	8.8
1.7	-20.5	-17.1	-18.7	17.9	17.6	14.5	2.3	1.2	1.5	0.2	0.1	0.9	1.3	0.9	0.3	0.5	0.2	4.8	4.9
3.9	-18.0	-17.9	-17.7	0.5	-4.2	-15.5	-11.2	-6.5	-6.4	-4.6	2.6	2.9	2.8	3.2	2.7	2.0	2.0	8.9	6.4
2.0	-6.8	-4.2	-3.7	10.5	4.9	-4.4	-4.3	-3.4	-2.4	0.5	3.8	4.4	2.4	2.0	0.8	0.6	0.4	3.9	4.1
4.9	-25.9	-27.3	-27.2	-9.9	-14.8	-26.1	-16.3	-10.8	-11.9	-11.0	1.5	2.1	3.1	3.8	3.9	2.7	2.4	13.1	6.5
5.3	-11.9	-12.8	-12.2	16.0	15.2	-5.1	-9.9	0.2	2.1	3.7	3.5	2.5	2.8	4.0	3.4	3.2	4.4	9.1	11.5
5.5	-3.2	-3.2	-2.1	8.0	3.8	-2.1	-3.7	-2.2	2.6	4.0	6.0	5.4	5.1	5.2	4.5	4.5	5.0	7.3	7.2
7.7	-5.6	-7.6	-4.6	9.2	3.4	-4.1	-2.3	0.9	4.9	7.4	9.9	9.0	7.6	7.9	7.1	7.0	7.9	9.9	6.8
3.7	-5.0	-4.8	-4.3	5.5	3.1	0.8	-0.8	0.5	2.3	3.2	5.5	4.2	4.0	5.9	1.3	1.2	3.0	4.4	6.1
2.2	-5.5	-3.6	-3.2	4.0	3.2	-0.4	-2.9	-2.5	-2.9	0.4	2.2	2.6	1.6	1.3	1.0	0.5	0.6	4.7	6.0
7.9	3.2	3.4	3.6	13.4	5.5	-3.9	-8.2	-7.1	5.2	4.4	5.7	5.4	6.7	5.2	7.9	8.5	7.9	9.6	9.8
2.1	3.0	3.3	4.9	11.4	9.1	8.0	5.8	4.7	2.9	2.9	1.5	1.3	1.1	1.1	1.5	2.3	2.4	1.4	4.6
1.9	-4.9	-2.4	-2.1	3.9	5.8	9.5	5.3	5.4	4.9	1.0	0.6	0.4	0.2	2.5	2.7	2.5	3.1	0.2	2.5
2.4	-9.8	-8.7	-7.1	7.8	5.1	4.1	3.5	2.9	1.7	3.8	2.0	1.8	1.8	1.3	1.6	2.9	3.5	1.0	4.7
8.9	13.9	14.6	15.3	15.7	15.3	13.3	13.4	14.6	13.6	15.1	9.9	10.8	10.5	7.8	8.2	8.3	8.5	9.1	9.9
1.5	12.7	11.9	14.1	14.3	11.2	9.3	6.5	4.8	2.5	2.3	1.0	0.6	0.4	0.3	0.7	1.6	1.5	1.4	4.6
4.5	-0.3	-2.1	1.6	9.4	5.0	-0.5	-2.4	-2.2	3.9	4.7	3.9	4.7	4.1	3.5	3.1	3.3	3.9	7.0	7.2
5.4	-3.8	-5.3	-1.2	9.8	6.5	-0.7	-0.5	0.1	3.8	4.6	2.4	5.4	4.6	3.9	3.8	3.4	3.6	8.9	9.8
4.8	-5.2	-5.8	-0.2	8.9	3.6	0.2	-2.5	-2.5	4.6	5.6	6.9	6.1	5.7	6.2	2.4	4.1	4.1	5.1	6.0
3.7	6.6	3.5	5.5	9.3	4.8	-0.8	-3.9	-3.8	3.5	4.1	3.0	3.1	2.6	1.3	3.0	2.8	4.1	6.8	5.9
7.1	-0.6	0.3	1.0	8.0	7.7	6.5	2.7	4.5	5.3	5.7	7.3	7.7	5.6	5.5	7.3	7.3	7.5	7.8	9.1
9.1	-2.7	-0.8	-0.2	8.5	8.6	9.0	4.4	5.9	7.1	7.7	9.6	10.5	7.4	7.3	9.8	8.9	9.5	9.7	10.9
2.8	5.6	1.6	2.8	3.4	3.6	2.0	0.1	1.2	2.0	1.6	1.0	1.8	0.8	1.6	2.9	4.2	2.8	3.0	4.7
2.4	3.9	4.0	5.2	10.0	7.6	0.03	-1.9	1.7	0.8	1.1	3.2	1.2	2.0	1.1	0.3	2.8	2.9	3.2	5.1
4.4	-7.0	-6.6	-2.9	9.1	9.2	0.9	-1.0	-0.7	2.4	4.5	4.4	2.7	2.5	2.2	2.7	2.7	4.7	8.1	8.4
3.1	-8.7	-8.3	-6.5	10.4	11.6	0.9	-2.4	-2.9	0.6	3.5	2.8	0.3	0.5	0.6	1.3	0.6	3.2	7.4	9.1
3.3	-12.7	-12.0	-2.5	13.2	9.7	0.8	-1.7	-1.4	1.5	3.3	1.2	0.2	0.002	0.7	0.9	1.3	3.8	8.7	9.1
8.0	3.6	3.7	4.3	5.9	4.4	1.0	2.2	4.4	7.2	9.4	9.8	10.5	9.4	7.2	6.8	7.4	8.3	8.4	8.4
5.4	-6.2	-5.5	0.2	5.0	7.1	1.1	0.4	1.1	3.7	3.7	6.5	3.9	3.6	3.3	4.2	5.4	6.4	9.6	5.7
5.0	-1.4	-1.3	0.8	8.2	6.4	3.5	1.5	1.7	3.6	4.4	4.8	4.9	4.1	3.9	4.4	4.5	5.0	6.2	7.1

Jadual **1.3c** : Gaji dan Upah yang Dibayar Sektor Pembuatan Mengikut Subsektor: Perubahan Peratusan Bulanan/Suku Tahunan
 Table **1.3c** : Salaries and Wages Paid of Manufacturing Sector by Sub-sector: Monthly/Quarterly Percentage Change

Subsektor Sub-sector	2021				2022				
	Q1	Q2	Q3	Q4	Q1	Q2	Jan.	Feb.	
1. Makanan, minuman dan tembakau	1.5	0.2	-0.3	4.3	1.4	0.7	-2.1	-0.6	
Food, beverages and tobacco									
10 Pembuatan produk makanan <i>Manufacture of food products</i>	1.8	0.7	-0.3	3.7	1.6	1.0	-1.7	-0.6	
11 Pembuatan minuman <i>Manufacture of beverages</i>	-3.0	-7.3	-1.1	12.9	-2.4	-3.2	-7.0	-0.9	
12 Pembuatan produk tembakau <i>Manufacture of tobacco products</i>	-0.1	-15.7	-1.5	21.1	0.3	-14.9	-16.7	7.1	
2. Tekstil, pakaian, kulit dan kasut	-2.7	-4.9	-1.5	10.2	-0.3	-3.7	-3.3	-4.7	
Textiles, wearing apparel, leather and footwear									
13 Pembuatan tekstil <i>Manufacture of textiles</i>	-1.6	-1.1	-0.5	6.2	-2.7	-1.2	-2.1	-1.2	
14 Pembuatan pakaian <i>Manufacture of wearing apparel</i>	-4.6	-7.5	-1.3	12.1	1.2	-5.6	-5.3	-7.7	
15 Pembuatan produk kulit dan barangan berkaitan <i>Manufacture of leather and related products</i>	0.6	-5.4	-4.4	13.5	0.8	-3.5	0.5	-2.9	
3. Produk kayu, perabot, keluaran kertas dan percetakan	2.2	-3.1	-0.5	6.8	1.9	-2.5	0.4	-1.7	
Wood products, furniture, paper products and printing									
16 Pembuatan kayu dan produk kayu dan gabus, kecuali perabot; pembuatan bagi artikel jerami dan bahan-bahan anyaman <i>Manufacture of wood and products of wood and cork, except furniture; manufacture of articles of straw and plaiting materials</i>	0.6	-3.1	5.2	6.1	-0.6	-2.5	0.7	-2.0	
17 Pembuatan kertas dan produk kertas <i>Manufacture of paper and paper products</i>	1.8	-0.6	-1.4	4.6	1.2	-1.5	0.2	0.2	
18 Percetakan dan penerbitan semula media rakaman <i>Printing and reproduction of recorded media</i>	5.8	-1.9	-7.7	6.2	5.3	-1.3	-0.3	-4.4	
31 Pembuatan perabot <i>Manufacture of furniture</i>	0.9	-6.3	1.4	9.7	2.2	-4.4	0.9	-0.5	
4. Petroleum, kimia, getah dan plastik	0.2	2.1	-0.3	-0.1	-0.4	2.9	-4.4	-1.2	
Petroleum, chemical, rubber and plastic									
19 Pembuatan kok dan produk petroleum bertapis <i>Manufacture of coke and refined petroleum products</i>	-0.03	-15.4	8.2	9.9	1.2	-15.4	-10.6	-2.9	
20 Pembuatan kimia dan produk kimia <i>Manufacture of chemicals and chemical products</i>	4.9	-5.0	0.7	2.2	3.9	-4.2	-3.4	0.9	
21 Pembuatan produk farmaseutikal asas, kimia perubatan dan botani <i>Manufacture of basic pharmaceutical products and pharmaceutical preparations</i>	-1.9	8.9	1.7	3.0	-4.5	8.7	-10.1	0.2	
22 Pembuatan produk getah dan plastik <i>Manufacture of rubber and plastics products</i>	-1.9	9.3	-2.4	-3.2	-2.7	10.4	-3.1	-2.0	
5. Produk mineral bukan logam, logam asas dan produk logam yang direka	2.0	-3.7	-1.7	8.2	1.2	-2.7	-1.2	-2.1	
Non-metallic mineral products, basic metal and fabricated metal products									
23 Pembuatan produk galian bukan logam lain <i>Manufacture of other non-metallic mineral products</i>	0.5	0.9	-3.0	5.9	0.4	2.0	-1.1	-2.1	
24 Pembuatan logam asas <i>Manufacture of basic metals</i>	4.6	-5.5	-2.7	10.5	3.2	-5.8	-1.9	-2.2	
25 Pembuatan produk logam, kecuali mesin dan kelengkapan <i>Manufacture of fabricated metal products, except machinery and equipment</i>	1.3	-6.0	0.1	8.4	0.3	-3.9	-0.7	-2.0	
6. Produk elektrik dan elektronik	4.0	-3.8	-1.3	8.3	3.2	-2.5	-1.9	0.7	
Electrical and electronic products									
26 Pembuatan komputer, produk elektronik dan optikal <i>Manufacture of computer, electronics and optical products</i>	5.5	-2.6	-2.5	9.2	4.4	-1.6	-1.6	1.7	
27 Pembuatan kelengkapan elektrik <i>Manufacture of electrical equipment</i>	-0.4	-6.8	4.6	4.4	-0.1	-5.3	-2.0	-3.5	
28 Pembuatan jentera dan peralatan t.t.t.l. <i>Manufacture of machinery and equipment n.e.c.</i>	1.6	-6.4	-0.7	7.8	1.0	-4.7	-3.0	-0.01	
7. Kelengkapan pengangkutan dan pembuatan lain	1.5	-2.4	-4.1	9.2	0.1	0.2	-4.7	1.5	
Transport equipment and other manufactures									
29 Pembuatan kenderaan bermotor, treler dan semi treler <i>Manufacture of motor vehicles, trailers and semi-trailers</i>	-0.2	-0.8	-6.4	10.3	-1.6	2.0	-8.1	2.4	
30 Pembuatan kelengkapan pengangkutan lain <i>Manufacture of other transport equipment</i>	7.8	-3.9	-6.2	4.6	6.7	-0.2	2.7	2.3	
32 Pembuatan lain <i>Other manufacturing</i>	0.4	-3.6	4.2	8.9	-1.6	-3.3	-6.2	0.7	
33 Pembaikan dan pemasangan jentera dan kelengkapan <i>Repair and installation of machinery and equipment</i>	2.0	-4.0	-3.5	10.8	1.0	-0.9	0.5	-0.7	
Pembuatan	Jumlah Total	2.0	-1.9	-1.2	5.8	1.4	-0.8	-2.4	-0.6

(%)

2021												2022				
Mac	Apr.	Mei	Jun	Jul.	Ogo.	Sep.	Okt.	Nov.	Dis.	Jan.	Feb.	Mac	Apr.	Mei	Jun	Jul.
1.2	0.7	-0.6	-1.8	1.7	-3.3	5.1	-0.1	0.3	5.8	-2.2	-1.0	1.2	-0.4	0.7	0.6	-0.1
1.5	0.7	-0.3	-1.7	1.8	-3.7	4.9	-0.1	0.1	5.6	-1.8	-1.2	1.6	-0.5	0.9	0.7	-0.01
-4.0	1.4	-6.6	-4.1	-1.0	3.3	8.9	-0.3	5.6	6.5	-7.2	1.1	-4.7	2.6	-3.8	-1.0	-1.1
-4.4	-14.0	0.3	-4.2	-0.1	-3.4	11.1	4.4	0.4	27.3	-16.4	6.7	-5.0	-13.9	0.02	0.2	-0.01
-0.1	-0.4	0.8	-10.2	4.1	1.5	1.2	1.6	6.9	6.5	-3.4	-4.3	-0.6	-1.0	0.7	-4.1	1.8
-0.2	-0.9	2.6	-4.0	0.7	0.6	0.9	2.5	2.6	3.1	-3.9	-1.7	-1.4	-1.0	2.4	-0.7	0.9
0.02	0.04	0.5	-15.8	11.2	-0.4	0.2	-0.4	12.7	10.9	-4.4	-7.0	0.1	-1.1	0.1	-7.0	4.7
-0.3	-0.4	-2.2	-7.3	-6.5	9.8	5.1	5.2	1.3	1.5	0.9	-1.8	-0.8	-0.7	-1.1	-3.1	-4.4
0.1	-1.6	0.01	-3.2	-0.6	1.0	5.0	0.7	1.3	4.1	0.1	-1.6	-0.5	-1.6	0.5	-1.1	-0.7
-0.6	-0.7	-0.6	-3.3	4.5	1.3	6.5	0.3	0.4	2.3	-0.6	-1.7	-1.4	-0.7	0.2	-1.4	1.6
2.6	-0.8	-2.5	0.0	-2.5	1.1	3.8	0.9	1.1	0.2	-0.05	2.1	-1.9	-0.8	-0.8	1.4	-1.0
2.3	-1.6	1.8	-4.3	-3.9	0.4	-5.8	3.0	4.4	12.4	-1.2	-4.7	2.0	-2.1	1.9	-0.4	-2.7
-3.1	-3.3	1.1	-4.7	-1.2	1.0	14.4	-0.7	0.1	2.4	2.1	-1.9	-0.5	-2.8	0.5	-3.2	-1.0
5.4	-3.1	1.7	3.2	-3.5	0.5	0.6	-1.0	-2.4	6.1	-4.6	-1.2	5.8	-2.4	1.8	2.2	-0.4
16.6	-24.9	-0.8	10.5	-2.6	-0.6	14.3	-0.6	-4.8	15.1	-10.8	-0.7	16.9	-25.1	-0.1	7.4	-0.4
3.5	-6.9	-3.4	5.3	-1.4	-1.1	1.5	-1.4	-0.2	9.4	-3.4	0.3	3.8	-5.8	-2.8	2.8	2.2
-0.4	12.6	-4.7	0.2	1.5	3.4	-1.7	1.7	-5.6	15.9	-10.3	-2.3	-0.03	12.7	-4.5	0.7	2.3
4.4	3.1	5.0	1.3	-4.8	1.2	-2.1	-1.2	-2.7	2.1	-3.3	-2.1	4.8	4.0	4.8	1.2	-1.8
1.0	-2.7	0.6	-4.2	-1.2	-0.04	6.6	0.9	1.0	6.6	-1.7	-2.7	0.6	-2.4	1.2	-1.4	-1.0
3.3	0.2	1.7	-5.4	-0.7	-0.8	4.1	0.9	1.7	4.0	-1.9	-2.8	3.2	-0.2	1.9	-0.6	0.1
2.9	-5.3	-0.6	-2.9	-3.7	1.0	7.6	1.0	0.5	10.8	-2.2	-1.8	-0.8	-3.7	-0.6	-1.9	-2.8
-2.0	-3.1	0.6	-4.2	0.3	-0.2	7.9	0.8	0.8	5.4	-1.2	-3.3	-0.4	-3.3	1.9	-1.7	-0.5
-4.4	-1.9	1.0	0.6	-4.1	1.9	2.7	1.4	0.3	12.1	-3.9	0.7	-2.8	-1.9	1.2	0.8	-2.9
-3.6	-0.7	-0.6	1.0	-5.3	1.8	3.5	1.5	0.2	13.1	-4.3	1.7	-1.4	-1.5	-0.1	1.2	-4.2
-5.4	-9.6	11.4	2.0	-1.6	1.8	0.4	0.7	-0.7	10.2	-3.0	-2.7	-4.2	-8.4	9.9	2.2	0.04
-6.9	-0.8	-0.1	-2.5	-1.2	2.5	1.6	1.4	1.7	9.4	-2.3	-0.9	-7.6	1.6	-0.002	-2.2	0.6
-0.9	1.5	-3.8	-3.6	-2.6	1.1	4.6	2.4	1.8	6.1	-4.9	1.2	-0.4	1.4	-1.9	-0.5	-2.4
-3.8	5.2	-4.5	-3.4	-5.6	1.8	5.8	1.6	1.4	8.9	-7.9	2.5	-3.0	4.5	-2.1	0.6	-4.1
7.1	-4.9	-2.6	-7.4	-1.2	-1.3	5.3	1.1	1.0	-1.1	2.5	3.0	7.3	-4.5	-0.2	-3.1	-0.8
-2.3	-2.5	-0.6	1.8	0.4	2.4	3.5	1.1	0.9	11.8	-7.1	-1.3	-2.6	-1.9	0.2	2.0	0.4
1.4	1.1	-5.7	-6.0	1.9	0.2	1.7	6.8	4.2	-0.9	0.2	-1.1	2.3	2.3	-4.8	-3.3	-1.6
0.03	-1.7	0.4	-0.7	-2.2	0.5	3.4	0.6	0.2	7.8	-3.2	-0.8	0.5	-1.6	0.9	0.4	-1.4

Jadual Table **1.4a** : Nilai Jualan Sektor Pembuatan Mengikut Kumpulan
: Sales Value of Manufacturing Sector by Group

Kod Kumpulan Group code	Keterangan Kumpulan/Tempoh	2020	2021	2021				2022	
				Q1	Q2	Q3	Q4	Q1	Q2
101	Pemprosesan dan pengawetan daging	7,249	7,877	1,849	1,861	2,039	2,128	2,135	2,179
102	Pemprosesan dan pengawetan ikan, krustasea dan moluska	6,230	6,281	1,678	1,613	1,445	1,544	1,435	1,434
	10201 Pengetinan ikan, krustasea dan moluska &								
	10202 Pemprosesan dan pengawetan ikan, krustasea dan moluska	5,934	5,970	1,597	1,542	1,373	1,459	1,354	1,359
	Industri lain	295	311	81	71	73	85	80	75
103	Pemprosesan dan pengawetan buah-buahan dan sayur - sayuran	1,799	1,779	521	459	379	419	445	441
	10303 & Pengetinan nanas	347	364	118	86	78	82	75	77
	10304 Pembuatan jem, marmalad dan sajian jeli Industri lain	1,452	1,415	403	373	301	338	369	364
104	Pembuatan minyak dan lemak daripada sayuran dan haiwan	147,991	168,492	30,600	45,231	45,276	47,386	37,522	53,117
	10404 & Pembuatan minyak sayuran mentah dan bertapis	13,747	17,088	3,785	4,367	4,748	4,188	4,070	5,239
	10406 Pembuatan sebatian lemak masakan								
	10405 Pembuatan minyak kelapa Industri lain	1,220	1,143	345	244	232	321	372	359
		133,024	150,261	26,470	40,620	40,295	42,876	33,080	47,518
105	Pembuatan produk tenusu	10,056	10,805	2,585	2,700	2,689	2,831	2,942	3,036
	10502 Pembuatan susu pekat, tepung dan sejat Industri lain	9,330	10,000	2,371	2,499	2,498	2,632	2,739	2,842
		726	805	214	201	190	199	203	194
106	Pembuatan produk bijian, kanji dan produk berkanji	7,342	8,695	2,021	2,227	2,134	2,313	2,516	2,775
	10611 Pengilangan beras	3,207	3,920	787	1,049	1,002	1,082	1,189	1,403
	10613 Pengilangan tepung Industri lain	3,811	4,453	1,150	1,104	1,056	1,144	1,248	1,291
		324	322	84	75	76	87	78	81
107	Pembuatan produk makanan lain	47,410	53,256	13,437	13,193	12,950	13,676	14,013	14,682
	10711 Pembuatan biskut dan cookies	2,140	2,234	567	524	467	676	797	846
	10712 Pembuatan roti, kek dan produk bakeri lain	11,633	12,375	3,204	3,193	3,123	2,854	2,875	3,258
	10713 Pembuatan produk snek	2,385	2,342	586	575	526	656	692	723
	10721 Pembuatan gula	4,585	5,502	1,385	1,300	1,333	1,484	1,370	1,298
	10731 Pembuatan produk koko	3,697	3,401	926	831	792	853	864	807
	10732 & Pembuatan coklat dan produk coklat	10,041	12,588	3,111	3,214	3,081	3,182	3,382	3,618
	10733 Pembuatan konfeksi gula								
	10793 Pembuatan sos dan bahan perasa	1,901	2,187	542	529	494	622	590	561
	10799 Pembuatan produk makanan lain t.t.t.l. Industri lain	4,009	4,801	1,140	1,129	1,236	1,296	1,433	1,497
		7,018	7,825	1,976	1,896	1,898	2,054	2,011	2,074
108/10800	Pembuatan makanan haiwan tersedia	11,360	13,164	2,545	3,454	3,607	3,558	3,619	4,298
110	Pembuatan minuman ringan	9,487	10,629	3,009	2,325	2,276	3,019	3,198	3,034
	11041 Pembuatan minuman ringan	5,031	6,267	1,580	1,363	1,600	1,724	1,739	1,564
	11042 Pengeluaran air mineral semulajadi dan minuman lain yang dibotolkan Industri lain	1,082	1,321	336	312	338	336	347	334
		3,375	3,040	1,093	650	338	959	1,113	1,137
120/12000	Pembuatan produk tembakau	3,060	2,940	973	594	266	1,108	1,018	785
131	Pemintalan, penununan dan penyiapan tekstil	5,369	6,132	1,559	1,633	1,333	1,608	1,679	1,629
	13110 & Penyediaan dan pemintalan gentian tekstil	3,922	4,500	1,161	1,278	921	1,140	1,254	1,202
	13120 Penununan tekstil								
	13132 Pewarnaan, pelunturan, percetakan dan penyiapan akhir benang dan fabrik Industri lain	1,391	1,570	386	343	391	450	412	413
		57	62	12	12	20	18	14	13
139	Pembuatan tekstil lain	3,498	4,595	1,034	1,046	1,210	1,306	1,279	1,272
	13910 Pembuatan fabrik dikait dan dikrusye Industri lain	1,917	2,240	540	524	561	615	587	574
		1,581	2,356	495	522	649	690	692	698
141	Pembuatan pakaian, kecuali pakaian berbulu	8,372	8,631	2,278	1,953	2,019	2,381	2,353	2,118
	14102 Pembuatan pakaian Industri lain	7,486	7,689	1,993	1,745	1,848	2,103	2,041	1,843
		885	942	286	208	171	278	312	275
142 & 143	Pembuatan artikel daripada kulit bulu dan pakaian yang dikait dan dikrusye	400	405	112	104	78	111	103	92
151 (15110 & 15120)	Penyamakan dan pembersihan kulit, pembuatan bagasi, beg tangan, pelana dan abah-abah pembersihan dan pewarnaan bulu	1,425	1,440	409	294	269	468	477	387
152	Pembuatan kasut	752	750	247	169	139	194	202	181
	15201 & Pembuatan kasut kulit	464	444	151	95	77	121	122	108
	15203 Pembuatan kasut getah Industri lain	288	306	97	74	62	74	81	73
161/16100	Pengilangan dan pengetaman kayu	5,600	5,885	1,759	1,126	1,227	1,773	1,933	1,334

2021	2022	2021									Group Description/Period
(Jan. - Jul.)	(Jan. - Jul.)	Jan.	Feb.	Mar.	Apr.	Mei	Jun	Jul.	Ogo.	Sep.	
4,335	5,023	651	602	597	591	629	640	625	713	701	Processing and preserving of meat
3,770	3,306	578	537	564	553	514	546	479	488	479	Processing and preserving of fish, crustaceans and molluscs
											<i>Canning of fish, crustaceans and molluscs</i>
3,594	3,126	550	510	537	530	490	522	455	464	454	<i>Processing, curing and preserving of fish, crustacean and molluscs</i>
176	180	28	27	27	24	24	24	24	24	25	<i>Other industry</i>
1,109	1,028	177	170	174	171	146	141	129	124	126	Processing and preserving of fruits and vegetable
											<i>Pineapple canning</i>
228	183	34	45	38	37	26	23	24	28	27	<i>Manufacture of jams, marmalades and table jellies</i>
881	844	142	125	136	134	120	119	105	97	99	<i>Other industry</i>
90,051	106,418	10,455	10,195	9,949	14,407	14,498	16,326	14,220	14,187	16,869	Manufacture of vegetable and animal oils and fats
											<i>Manufacture of crude and refined vegetable oil</i>
9,635	11,327	1,244	1,224	1,317	1,452	1,457	1,458	1,483	1,477	1,788	<i>Manufacture of compound cooking fats</i>
663	866	120	113	111	87	96	61	74	80	78	<i>Manufacture of coconut oil</i>
79,752	94,225	9,091	8,858	8,521	12,868	12,945	14,807	12,662	12,630	15,003	<i>Other industry</i>
6,121	6,957	864	850	871	901	876	923	836	929	924	Manufacture of dairy products
5,645	6,491	793	778	799	832	810	857	775	867	857	<i>Manufacture of condensed, powdered and evaporated milk</i>
476	466	70	72	72	69	66	66	61	62	67	<i>Other industry</i>
4,933	6,112	648	662	711	760	707	760	685	689	760	Manufacture of grain mill products, starches and starch products
2,148	2,987	250	265	272	351	339	358	313	316	374	<i>Rice milling</i>
2,603	2,940	371	367	412	383	344	377	350	347	359	<i>Flour milling</i>
182	185	27	30	27	26	23	25	23	25	28	<i>Other industry</i>
30,895	33,551	4,327	4,560	4,551	4,515	4,179	4,498	4,265	4,256	4,430	Manufacture of other food products
1,242	1,896	189	180	198	234	147	144	151	153	163	<i>Manufacture of biscuits and cookies</i>
7,448	7,244	981	1,256	968	1,001	1,042	1,150	1,050	1,079	994	<i>Manufacture of bread, cakes and other bakery products</i>
1,316	1,627	195	189	201	211	183	181	155	168	202	<i>Manufacture of snack products</i>
3,119	3,079	423	481	481	466	383	452	433	404	496	<i>Manufacture of sugar</i>
2,017	1,953	317	327	282	289	275	266	260	266	266	<i>Manufacture of cocoa products</i>
											<i>Manufacture of chocolate and chocolate products</i>
7,363	8,163	1,026	948	1,137	1,132	1,021	1,061	1,038	1,009	1,034	<i>Manufacture of sugar confectionery</i>
1,226	1,325	188	180	175	179	177	172	155	161	178	<i>Manufacture of sauces and condiments</i>
2,665	3,436	363	374	403	377	369	383	396	412	429	<i>Manufacture of other food products n.e.c.</i>
4,499	4,827	646	625	706	627	583	687	626	604	668	<i>Other industry</i>
7,215	9,367	774	784	987	1,134	1,155	1,164	1,217	1,198	1,193	Manufacture of prepared animal feeds
5,912	7,275	979	981	1,049	1,004	821	499	578	790	908	Manufacture of beverages
3,413	3,850	519	520	541	544	413	406	470	637	494	<i>Manufacture of soft drinks</i>
753	795	100	113	123	124	96	92	105	121	112	<i>Production of natural mineral waters and other bottled waters</i>
1,746	2,630	360	347	386	336	312	2	3	33	303	<i>Other industry</i>
1,644	2,019	320	301	352	284	237	72	77	54	135	Manufacture of tobacco products
3,655	3,853	515	509	536	536	523	575	463	434	435	Spinning, weaving and finishing of textiles
											<i>Preparation and spinning of textile fibres</i>
2,762	2,852	382	382	397	416	421	441	323	314	284	<i>Weaving of textiles</i>
865	969	127	124	135	116	98	130	136	111	144	<i>Dyeing, bleaching, printing and finishing of yarns and fabrics</i>
28	32	5	4	4	4	4	4	4	9	7	<i>Other industry</i>
2,475	2,981	344	326	364	347	339	360	395	404	410	Manufacture of other textiles
1,250	1,353	177	170	193	168	171	184	186	179	195	<i>Manufacture of knitted and crocheted fabrics</i>
1,226	1,628	166	157	172	179	168	175	209	225	215	<i>Other industry</i>
4,886	5,171	787	763	729	689	644	620	655	678	686	Manufacture of wearing apparel, except fur apparel
4,351	4,508	687	666	640	609	564	572	613	622	612	<i>Manufacture of clothings</i>
535	663	100	97	89	79	80	48	42	55	74	<i>Other industry</i>
242	228	38	38	37	42	42	20	25	24	29	Manufacture of articles of fur, knitted and crocheted apparel
											<i>Tanning and dressing of leather; manufacture of luggage, handbags, saddlery and harness; dressing and dyeing of fur</i>
763	994	138	132	139	119	113	63	60	89	119	
459	442	87	80	81	65	57	47	43	48	48	Manufacture of footwear
											<i>Manufacture of leather footwear</i>
269	270	52	47	52	39	31	26	23	26	28	<i>Manufacture of rubber footwear</i>
191	172	35	33	29	27	26	22	20	21	20	<i>Other industry</i>
3,166	3,656	585	545	628	503	373	250	281	485	460	Sawmilling and planning of wood

Jadual
Table **1.4a** : Nilai Jualan Sektor Pembuatan Mengikut Kumpulan (samb.)
: Sales Value of Manufacturing Sector by Group (cont.)

Kod Kumpulan Group code	Keterangan Kumpulan/Tempoh	Okt.	Nov.	Dis.	Jan.
101	Pemprosesan dan pengawetan daging	681	734	713	747
102	Pemprosesan dan pengawetan ikan, krustasea dan moluska	512	519	513	503
10201	Pengetinan ikan, krustasea dan moluska				
&					
10202	Pemprosesan dan pengawetan ikan, krustasea dan moluska	483	492	484	476
	Industri lain	29	28	28	28
103	Pemprosesan dan pengawetan buah-buahan dansayur - sayuran	134	143	142	162
10303	Pengetinan nanas				
&					
10304	Pembuatan jem, marmalad dan sajian jeli	27	30	25	28
	Industri lain	108	113	117	133
104	Pembuatan minyak dan lemak daripada sayuran dan haiwan	16,306	15,901	15,179	13,195
10404	Pembuatan minyak sayuran mentah dan bertapis				
&					
10406	Pembuatan sebatian lemak masakan	1,418	1,379	1,391	1,434
10405	Pembuatan minyak kelapa	104	110	107	117
	Industri lain	14,783	14,412	13,681	11,644
105	Pembuatan produk tenusu	948	964	919	993
10502	Pembuatan susu pekat, tepung dan sejat	880	898	854	923
	Industri lain	67	66	66	70
106	Pembuatan produk bijian, kanji dan produk berkanji	801	758	753	824
10611	Pengilangan beras	395	341	347	376
10613	Pengilangan tepung	379	387	377	420
	Industri lain	28	30	29	28
107	Pembuatan produk makanan lain	4,636	4,507	4,532	4,769
10711	Pembuatan biskut dan cookies	200	235	241	271
10712	Pembuatan roti, kek dan produk bakeri lain	990	934	930	987
10713	Pembuatan produk snek	217	218	221	226
10721	Pembuatan gula	498	488	497	511
10731	Pembuatan produk koko	287	291	275	306
10732	Pembuatan coklat dan produk coklat				
&		1,114	1,023	1,045	1,120
10733	Pembuatan konfeksi gula				
10793	Pembuatan sos dan bahan perasa	202	210	209	199
10799	Pembuatan produk makanan lain t.t.t.l.	443	425	428	474
	Industri lain	686	683	685	674
108/ 10800	Pembuatan makanan haiwan tersedia	1,165	1,188	1,204	1,279
110	Pembuatan minuman ringan	1,067	975	977	1,042
11041	Pembuatan minuman ringan	611	554	559	543
11042	Pengeluaran air mineral semulajadi dan minuman lain yang dibotolkan	114	114	107	108
	Industri lain	342	307	310	392
120/ 12000	Pembuatan produk tembakau	393	330	384	327
131	Pemintalan, penenunan dan penyiapan tekstil	488	552	567	566
13110	Penyediaan dan pemintalan gentian tekstil				
&		319	409	412	411
13120	Penenunan tekstil				
13132	Pewarnaan, pelunturan, percetakan dan penyiapan akhir benang dan fabrik	163	137	150	150
	Industri lain	6	6	5	5
139	Pembuatan tekstil lain	431	429	445	446
13910	Pembuatan fabrik dikait dan dikrusye	210	195	211	203
	Industri lain	221	234	235	243
141	Pembuatan pakaian, kecuali pakaian berbulu	783	786	813	787
14102	Pembuatan pakaian	692	686	725	689
	Industri lain	90	100	87	98
142 & 143	Pembuatan artikel daripada kulit bulu dan pakaian yang dikait dan dikrusye	35	37	39	38
151 (15110 & 15120)	Penyamakan dan pembersihan kulit, pembuatan bagasi, beg tangan, pelana dan abah-abah pembersihan dan pewarnaan bulu	149	160	159	161
152	Pembuatan kasut	63	64	67	68
15201	Pembuatan kasut kulit				
&		39	40	42	44
15203	Pembuatan kasut getah				
	Industri lain	24	24	25	25
161/ 16100	Pengilangan dan pengetaman kayu	551	589	634	690

2022						Group Description/Period
Feb.	Mac	Apr.	Mei	Jun	Jul.	
706	681	731	738	711	709	Processing and preserving of meat
450	481	473	473	488	438	Processing and preserving of fish, crustaceans and molluscs Canning of fish, crustaceans and molluscs
425	454	447	450	462	413	Processing, curing and preserving of fish, crustacean and molluscs
25	27	26	24	25	25	Other industry
144	139	145	144	152	142	Processing and preserving of fruits and vegetable
26	22	24	22	31	30	Pineapple canning
118	118	121	122	120	111	Manufacture of jams, marmalades and table jellies Other industry
12,218	12,109	16,749	17,919	18,448	15,779	Manufacture of vegetable and animal oils and fats Manufacture of crude and refined vegetable oil
1,259	1,377	1,624	1,731	1,885	2,018	Manufacture of compound cooking fats
126	128	115	121	123	135	Manufacture of coconut oil
10,833	10,603	15,011	16,067	16,440	13,626	Other industry
967	982	1,013	1,008	1,015	979	Manufacture of dairy products
901	916	949	945	948	910	Manufacture of condensed, powdered and evaporated milk
66	66	64	63	67	69	Other industry
819	873	984	924	868	821	Manufacture of grain mill products, starches and starch products
406	408	532	466	406	394	Rice milling
388	439	424	432	435	401	Flour milling
25	25	28	26	27	26	Other industry
4,485	4,759	4,937	4,792	4,953	4,855	Manufacture of other food products
260	266	335	257	254	254	Manufacture of biscuits and cookies
933	955	1,015	1,092	1,152	1,111	Manufacture of bread, cakes and other bakery products
222	243	252	235	236	213	Manufacture of snack products
430	429	455	391	453	411	Manufacture of sugar
300	257	270	268	270	282	Manufacture of cocoa products Manufacture of chocolate and chocolate products
1,050	1,211	1,232	1,223	1,163	1,163	Manufacture of sugar confectionery
190	200	204	175	182	175	Manufacture of sauces and condiments
457	502	492	489	515	506	Manufacture of other food products n.e.c.
641	696	683	661	730	742	Other industry
1,184	1,156	1,435	1,424	1,439	1,449	Manufacture of prepared animal feeds
1,046	1,110	1,153	936	946	1,043	Manufacture of beverages
580	616	640	464	459	548	Manufacture of soft drinks
115	124	125	102	107	115	Production of natural mineral waters and other bottled waters
351	370	388	369	380	381	Other industry
330	361	329	239	218	216	Manufacture of tobacco products
547	567	548	513	568	545	Spinning, weaving and finishing of textiles Preparation and spinning of textile fibres
414	429	409	386	407	396	Weaving of textiles
129	133	135	122	156	144	Dyeing, bleaching, printing and finishing of yarns and fabrics
4	4	4	5	5	5	Other industry
412	421	415	416	441	430	Manufacture of other textiles
189	195	186	190	198	191	Manufacture of knitted and crocheted fabrics
223	226	230	225	243	239	Other industry
776	789	757	705	657	700	Manufacture of wearing apparel, except fur apparel
671	681	657	609	577	623	Manufacture of clothings
105	108	100	96	79	76	Other industry
33	32	30	30	32	32	Manufacture of articles of fur, knitted and crocheted apparel
160	156	134	123	130	129	Tanning and dressing of leather; manufacture of luggage, handbags, saddlery and harness; dressing and dyeing of fur
63	71	62	62	56	59	Manufacture of footwear
34	44	35	36	37	41	Manufacture of leather footwear
28	27	27	27	19	19	Manufacture of rubber footwear Other industry
561	683	557	391	386	389	Sawmilling and planing of wood

Kod Kumpulan Group code	Keterangan Kumpulan/Tempoh	2020	2021	2021				2022	
				Q1	Q2	Q3	Q4	Q1	Q2
162	Pembuatan produk daripada kayu, gabus, jerami dan bahan jalinan lain	16,681	17,143	5,123	3,038	3,482	5,500	5,871	3,758
16211	Pembuatan kepingan venier dan papan lapis	8,403	8,271	2,483	1,420	1,664	2,704	2,821	1,705
16212	Pembuatan papan partikel dan papan gentian	4,543	5,226	1,457	948	1,155	1,666	1,758	1,169
16221	Perfukangan kayu untuk jurubina	1,764	1,893	619	322	344	608	652	431
	Industri lain	1,971	1,752	564	348	319	522	640	454
170	Pembuatan kertas dan produk kertas	22,276	25,788	6,180	6,384	6,476	6,748	6,810	7,041
17010	Pembuatan pulpa, kertas dan kertas tebal	3,812	5,188	1,205	1,272	1,317	1,394	1,494	1,444
17020	Pembuatan kertas gelugur dan kertas tebal dan bekas daripada kertas dan kertas tebal	9,374	10,480	2,569	2,553	2,597	2,761	2,493	2,684
17091	Pembuatan sampul surat dan kad surat	389	326	83	80	80	82	79	86
17092	Pembuatan kertas kegunaan rumah dan pembersih peribadi	4,629	5,154	1,216	1,286	1,292	1,360	1,523	1,515
17093	Pembuatan kertas bergam atau pelekat yang berjalur atau bergulung dan label dan kertas dinding	2,392	2,797	636	734	747	680	735	835
	Industri lain	1,680	1,843	470	458	443	472	486	476
181 & 182	Percetakan, aktiviti perkhidmatan berkaitan percetakan dan penerbitan semula media rakaman	11,533	12,098	3,291	2,682	2,708	3,417	3,547	3,273
18110	Percetakan	9,369	9,747	2,518	2,110	2,306	2,813	2,919	2,646
18120	Aktiviti perkhidmatan berkaitan percetakan &	2,164	2,351	773	572	402	604	628	628
18200	Penerbitan semula media rakaman								
192 (19201 & 19202)	Pembuatan produk petroleum bertapis	128,719	175,557	33,513	44,230	48,092	49,722	45,669	60,286
201	Pembuatan kimia asas, baja dan sebatian nitrogen, plastik dan getah sintetik dalam bentuk primer	66,825	73,682	19,511	16,592	18,583	18,996	20,084	17,918
20111	Pembuatan gas perindustrian atau perubatan bukan organik dalam bentuk cecair atau mampat	2,252	2,419	771	752	554	343	333	536
20112	& Pembuatan kimia organik asas	34,937	38,505	10,384	8,318	10,055	9,747	10,674	9,021
20113	Pembuatan sebatian bukan organik								
20121	& Pembuatan baja	4,428	4,968	1,212	1,196	1,040	1,520	1,669	1,464
20129	Pembuatan produk campuran nitrogen	22,507	24,184	6,313	5,495	5,906	6,469	6,104	5,562
20131	Pembuatan plastik dalam bentuk primer	2,701	3,607	831	831	1,028	917	1,304	1,334
	Industri lain								
202 & 203	Pembuatan produk kimia lain dan serat buatan manusia	23,776	28,646	6,878	6,572	7,003	8,193	8,940	8,694
20210	Pembuatan racun perosak dan produk agrokimia lain	1,883	2,681	650	608	636	787	1,047	920
20221	Pembuatan cat, varnis dan penyadur dan mastik	5,310	7,653	1,651	1,742	1,757	2,503	2,629	2,464
20222	Pembuatan dakwat cetak	998	989	246	253	237	252	296	293
20231	& Pembuatan sabun dan bahan pencuci, penyediaan membersihkan dan mengilat	9,385	10,633	2,665	2,327	2,757	2,884	3,126	3,138
20232	Pembuatan pewangi dan penyediaan dandanan diri								
20291	& Pembuatan plat fotografi, filem, sensitized paper dan other sensitized unexposed materials								
20292	& Pembuatan dakwat menulis dan melukis	5,698	6,066	1,517	1,486	1,438	1,625	1,689	1,715
20299	& Pembuatan produk kimia lain t.t.t.l.								
	Industri lain	500	625	150	156	178	141	152	165
210	Pembuatan produk farmaseutikal, kimia perubatan dan botani	7,843	9,185	2,117	2,260	2,405	2,403	2,412	2,501
21001	Pembuatan bahan aktif ubat-ubatan untuk digunakan oleh bidang farmakologi dalam pembuatan ubat-ubatan	6,288	7,645	1,750	1,931	2,006	1,958	2,022	2,092
	Industri lain	1,556	1,540	367	329	399	445	390	409
221	Pembuatan produk getah	63,435	86,432	22,899	27,051	19,939	16,544	16,499	18,756
22111	Pembuatan tayar getah untuk kenderaan	4,146	5,509	1,065	920	2,013	1,510	1,275	1,222
22112	Pembuatan bunga tayar yang boleh ditukar ganti dan tayar celup	726	666	178	159	146	185	162	168
22191	& Pembuatan produk lain daripada getah asli atau sintetik, tidak divulkan, divulkan atau dikeraskan	8,752	7,914	2,292	2,136	1,684	1,803	1,644	1,996
22193	Pengilangan semula getah dan prosesan susu getah								
22192	Pembuatan sarung tangan getah	44,219	65,418	17,568	22,044	14,479	11,326	11,813	13,687
22199	Pembuatan produk getah lain yang t.t.t.l.	5,592	6,925	1,796	1,792	1,617	1,720	1,606	1,684
222	Pembuatan produk plastik	48,459	58,617	13,733	15,041	14,847	14,996	14,652	16,028
22201	Pembuatan produk plastik separa siap								
22202	& Pembuatan produk plastik siap	14,628	17,691	4,205	4,728	4,508	4,250	3,949	4,554
22203	Pembuatan artikel plastik untuk pembungkusan	12,943	16,599	3,780	4,004	4,333	4,483	4,569	5,526
22204	Pembuatan barangan plastik jurubina	1,132	1,810	353	447	510	500	486	568
22205	Pembuatan pinggan mangkuk, peralatan dapur dan barangan tandas daripada plastik	3,053	4,658	937	1,119	1,196	1,406	1,584	1,784
22209	Pembuatan pelbagai produk plastik t.t.t.l.	16,704	17,859	4,458	4,744	4,300	4,357	4,065	3,595
231 (23101 & 23102 & 23109)	Pembuatan kaca dan produk kaca	5,871	5,162	1,728	1,317	871	1,246	1,483	1,331

2021	2022	2021									Group Description/Period
(Jan. - Jul.)	(Jan. - Jul.)	Jan.	Feb.	Mar.	Apr.	Mei	Jun	Jul.	Ogo.	Sep.	
8,892	10,706	1,707	1,632	1,784	1,380	892	766	731	1,259	1,493	Manufacture of products of wood, cork, straw and plaiting materials
4,229	4,991	816	784	884	643	401	376	326	603	735	Manufacture of veneer sheets and plywood
2,667	3,269	496	459	501	420	282	246	262	396	498	Manufacture of particle board and fibreboard
1,013	1,220	203	205	211	161	101	60	72	139	133	Manufacture of builders' carpentry
983	1,226	192	183	188	156	109	83	71	120	127	Other industry
14,612	16,182	1,947	1,965	2,268	2,221	2,079	2,084	2,049	2,195	2,232	Manufacture of paper and paper products
2,891	3,413	384	384	438	430	426	416	414	453	450	Manufacture of pulp, paper and paperboard
5,942	6,080	809	806	954	951	858	744	820	882	895	Manufacture of corrugated paper and paperboard and containers of paper and paperboard
189	197	27	26	30	27	28	26	25	27	28	Manufacture of envelopes and letter-card
2,904	3,507	377	394	446	443	404	440	402	429	461	Manufacture of household and personal hygiene paper
1,612	1,859	189	201	247	215	208	311	242	260	245	Manufacture of gummed or adhesive paper in strips or rolls and labels and wall paper
1,074	1,126	161	155	154	156	155	147	146	144	153	Other industry
6,775	7,892	1,136	1,091	1,064	1,062	934	687	801	935	971	Printing, service activities related to printing and reproduction of recorded media
5,304	6,420	866	828	824	827	716	567	675	802	828	Printing
1,471	1,472	270	263	240	234	218	120	126	133	143	Service activities related to printing
											Reproduction of recorded media
94,206	130,945	11,805	10,576	11,133	14,568	14,947	14,715	16,463	16,084	15,545	Manufacture of refined petroleum products
42,396	44,153	6,465	6,387	6,658	5,142	5,267	6,183	6,293	6,488	5,802	Manufacture of basic chemicals, fertilizer and nitrogen compounds, plastics and synthetic rubber in primary forms
1,799	1,061	295	285	190	234	239	279	276	184	94	Manufacture of liquefied or compressed inorganic industrial or medical gases
22,064	22,966	3,438	3,407	3,538	2,460	2,693	3,166	3,362	3,617	3,076	Manufacture of basic organic chemicals
2,744	3,595	376	406	429	427	389	379	337	349	354	Manufacture of inorganic compounds
13,816	13,400	2,086	2,013	2,214	1,733	1,679	2,084	2,007	1,966	1,932	Manufacture of fertilizers
1,973	3,133	269	275	287	288	267	275	311	371	346	Manufacture of associated nitrogen products
15,466	20,615	2,238	2,183	2,458	2,274	2,138	2,159	2,015	2,329	2,659	Manufacture of other chemical products and man-made fibres
1,461	2,244	216	208	226	218	185	205	203	213	220	Manufacture of pesticides and other agrochemical products
3,773	5,889	505	498	648	645	596	501	381	593	783	Manufacture of paints, varnishes and similar coatings ink and
581	681	82	80	84	90	79	85	83	82	73	Manufacture of printing ink
5,790	7,436	885	846	934	767	731	829	798	910	1,050	Manufacture of soap and detergents, cleaning and polishing preparations
											Manufacture of perfumes and toilet preparations
											Manufacture of photographic plates, films, sensitized paper and other sensitized unexposed materials
3,489	3,982	503	503	512	505	495	486	485	479	474	Manufacture of writing and drawing ink
											Manufacture of other chemical products n.e.c.
372	383	47	49	53	50	51	54	66	53	58	Other industry
5,143	5,801	660	700	756	722	695	843	766	799	839	Manufacture of pharmaceuticals, medicinal chemical and botanical products
4,331	4,850	552	577	621	611	598	723	650	659	697	Manufacture of medicinal active substances to be used for their pharmacological properties in the manufacture of medicaments
812	950	108	123	135	112	97	120	116	141	143	Other industry
58,167	40,966	6,965	6,437	9,496	9,513	8,764	8,774	8,217	5,877	5,845	Manufacture of rubber products
3,142	2,885	332	354	380	370	301	249	1,157	443	414	Manufacture of rubber tyres for vehicles
376	391	61	55	61	62	58	39	40	52	54	Manufacture of interchangeable tyre treads and retreading rubber tyres
5,008	4,321	740	726	826	729	674	733	580	539	565	Manufacture of other products of natural or synthetic rubber, unvulcanized, vulcanized or hardened
45,518	29,516	5,243	4,724	7,602	7,726	7,165	7,154	5,905	4,307	4,267	Rubber remilling and latex processing
4,123	3,853	591	578	627	627	566	600	535	537	546	Manufacture of rubber gloves
33,615	35,933	4,484	4,365	4,884	5,171	4,903	4,967	4,841	5,070	4,937	Manufacture of plastics products
10,478	9,992	1,383	1,338	1,483	1,589	1,535	1,603	1,545	1,483	1,480	Manufacture of semi-manufactures of plastic products
											Manufacture of finished plastic products
9,216	11,954	1,273	1,199	1,308	1,378	1,308	1,317	1,432	1,518	1,383	Manufacture of plastic articles for the packing of goods
955	1,239	111	101	141	148	141	158	155	168	187	Manufacture of builders' plastics ware
2,364	4,004	316	273	348	380	350	388	308	430	458	Manufacture of plastic tableware, kitchenware and toilet articles
10,601	8,744	1,400	1,454	1,604	1,675	1,567	1,501	1,400	1,471	1,429	Manufacture of diverse plastic products n.e.c.
3,324	3,281	598	561	569	503	471	343	279	258	334	Manufacture of glass and glass products

Kod Kumpulan Group code	Keterangan Kumpulan/Tempoh	Okt.	Nov.	Dis.	Jan.
162	Pembuatan produk daripada kayu, gabus, jerami dan bahan jalinan lain	1,685	1,878	1,937	1,989
16211	Pembuatan kepingan venier dan papan lapis	818	932	954	928
16212	Pembuatan papan partikel dan papan gentian	516	562	588	600
16221	Perfukangan kayu untuk jurubina	195	202	210	235
	Industri lain	155	181	185	226
170	Pembuatan kertas dan produk kertas	2,284	2,285	2,179	2,258
17010	Pembuatan pulpa, kertas dan kertas tebal	502	452	441	505
17020	Pembuatan kertas gelugur dan kertas tebal dan bekas daripada kertas dan kertas tebal	947	953	861	825
17091	Pembuatan sampul surat dan kad surat	28	27	27	26
17092	Pembuatan kertas kegunaan rumah dan pembersih peribadi	424	468	468	510
17093	Pembuatan kertas bergam atau pelekat yang berjalur atau bergulung dan label dan kertas dinding	227	228	224	218
	Industri lain	156	157	158	175
181 & 182	Percetakan, aktiviti perkhidmatan berkaitan percetakan dan penerbitan semula media rakaman	983	1,210	1,224	1,223
18110	Percetakan	824	984	1,005	994
18120	Aktiviti perkhidmatan berkaitan percetakan &	159	226	219	230
18200	Penerbitan semula media rakaman				
192 (19201 & 19202)	Pembuatan produk petroleum bertapis	15,666	17,604	16,452	17,255
201	Pembuatan kimia asas, baja dan sebatian nitrogen, plastik dan getah sintetik dalam bentuk primer	5,903	6,191	6,902	6,664
20111	Pembuatan gas perindustrian atau perubatan bukan organik dalam bentuk cecair atau mampat	96	104	142	132
20112	Pembuatan kimia organik asas &	2,971	3,167	3,610	3,544
20113	Pembuatan sebatian bukan organik				
20121	Pembuatan baja &	492	487	542	567
20129	Pembuatan produk campuran nitrogen				
20131	Pembuatan plastik dalam bentuk primer	2,073	2,128	2,267	1,978
	Industri lain	271	305	341	443
202 & 203	Pembuatan produk kimia lain dan serat buatan manusia	2,657	2,686	2,850	2,976
20210	Pembuatan racun perosak dan produk agrokimia lain	242	251	294	350
20221	Pembuatan cat, varnis dan penyadur dan mastik	827	809	866	906
20222	Pembuatan dakwat cetak	78	86	88	102
20231	Pembuatan sabun dan bahan pencuci, penyediaan membersihkan dan mengilat &	933	944	1,007	1,009
20232	Pembuatan pewangi dan penyediaan dandanan diri				
20291	Pembuatan plat fotografi, filem, sensitized paper dan other sensitized unexposed materials &				
20292	Pembuatan dakwat menulis dan melukis &	529	551	545	560
20299	Pembuatan produk kimia lain t.t.t.l. Industri lain	48	44	49	50
210	Pembuatan produk farmaseutikal, kimia perubatan dan botani	818	807	778	819
21001	Pembuatan bahan aktif ubat-ubatan untuk digunakan oleh bidang farmakologi dalam pembuatan ubat-ubatan	669	659	630	688
	Industri lain	149	147	148	131
221	Pembuatan produk getah	5,766	5,505	5,273	5,166
22111	Pembuatan tayar getah untuk kenderaan	645	433	432	428
22112	Pembuatan bunga tayar yang boleh ditukar ganti dan tayar celup	63	68	53	56
22191	Pembuatan produk lain daripada getah asli atau sintetik, tidak divulkan, divulkan atau dikeraskan &	614	594	594	548
22193	Pengilangan semula getah dan prosesan susu getah				
22192	Pembuatan sarung tangan getah	3,849	3,837	3,640	3,604
22199	Pembuatan produk getah lain yang t.t.t.l.	594	573	553	530
222	Pembuatan produk plastik	4,954	4,997	5,045	4,846
22201	Pembuatan produk plastik separa siap &	1,433	1,410	1,408	1,311
22202	Pembuatan produk plastik siap				
22203	Pembuatan artikel plastik untuk pembungkusan	1,462	1,519	1,501	1,525
22204	Pembuatan barangan plastik jurubina	166	167	167	162
22205	Pembuatan pinggan mangkuk, peralatan dapur dan barangan tandas daripada plastik	478	429	499	530
22209	Pembuatan pelbagai produk plastik t.t.t.l.	1,416	1,471	1,470	1,318
231 (23101 & 23102 & 23109)	Pembuatan kaca dan produk kaca	354	441	450	464

2022						Group Description/Period
Feb.	Mac	Apr.	Mei	Jun	Jul.	
1,824	2,058	1,579	1,108	1,072	1,076	Manufacture of products of wood, cork, straw and plaiting materials
892	1,001	738	490	476	465	Manufacture of veneer sheets and plywood
525	634	489	354	326	342	Manufacture of particle board and fibreboard
209	207	165	133	132	138	Manufacture of builders' carpentry
198	216	187	131	137	132	Other industry
2,143	2,409	2,477	2,251	2,312	2,331	Manufacture of paper and paper products
471	518	534	454	457	474	Manufacture of pulp, paper and paperboard
785	882	954	863	866	904	Manufacture of corrugated paper and paperboard and containers of paper and paperboard
26	28	25	30	31	32	Manufacture of envelopes and letter-card
473	541	533	488	494	468	Manufacture of household and personal hygiene paper
233	284	276	258	301	289	Manufacture of gummed or adhesive paper in strips or rolls and labels and wall paper
156	155	156	157	163	164	Other industry
1,165	1,158	1,159	1,053	1,061	1,072	Printing, service activities related to printing and reproduction of recorded media
956	969	938	850	857	856	Printing
209	189	221	203	204	216	Service activities related to printing
						Reproduction of recorded media
13,325	15,090	17,952	18,912	23,423	24,989	Manufacture of refined petroleum products
6,536	6,884	5,828	5,940	6,150	6,151	Manufacture of basic chemicals, fertilizer and nitrogen compounds, plastics and synthetic rubber in primary forms
107	94	156	184	196	191	Manufacture of liquefied or compressed inorganic industrial or medical gases
3,511	3,618	2,830	3,042	3,149	3,271	Manufacture of basic organic chemicals
533	569	506	492	466	461	Manufacture of inorganic compounds
						Manufacture of fertilizers
						Manufacture of associated nitrogen products
1,958	2,168	1,890	1,789	1,884	1,733	Manufacture of plastics in primary forms
426	435	447	433	455	495	Other industry
2,901	3,063	2,975	2,743	2,976	2,981	Manufacture of other chemical products and man-made fibres
333	364	338	280	301	277	Manufacture of pesticides and other agrochemical products
858	865	829	804	831	796	Manufacture of paints, varnishes and similar coatings ink and
97	97	101	93	98	93	Manufacture of printing ink
1,006	1,112	1,074	937	1,127	1,171	Manufacture of soap and detergents, cleaning and polishing preparations
						Manufacture of perfumes and toilet preparations
						Manufacture of photographic plates, films, sensitized paper and other sensitized unexposed materials
557	573	588	570	557	578	Manufacture of writing and drawing ink
						Manufacture of other chemical products n.e.c.
51	51	45	58	62	66	Other industry
764	829	834	752	915	888	Manufacture of pharmaceuticals, medicinal chemical and botanical products
637	697	706	629	757	736	Manufacture of medicinal active substances to be used for their pharmacological properties in the manufacture of medicaments
127	131	128	123	158	152	Other industry
4,761	6,573	6,609	6,077	6,070	5,711	Manufacture of rubber products
409	437	451	367	404	389	Manufacture of rubber tyres for vehicles
50	56	54	52	62	61	Manufacture of interchangeable tyre treads and retreading rubber tyres
520	577	704	594	698	682	Manufacture of other products of natural or synthetic rubber, unvulcanized, vulcanized or hardened
						Rubber remilling and latex processing
3,283	4,926	4,802	4,550	4,335	4,017	Manufacture of rubber gloves
499	577	598	514	572	563	Manufacture of other rubber products n.e.c.
4,635	5,171	5,714	5,118	5,196	5,253	Manufacture of plastics products
						Manufacture of semi-manufactures of plastic products
1,250	1,388	1,523	1,471	1,561	1,489	Manufacture of finished plastic products
1,470	1,574	1,865	1,824	1,837	1,859	Manufacture of plastic articles for the packing of goods
141	184	190	187	190	185	Manufacture of builders' plastics ware
461	593	642	578	564	636	Manufacture of plastic tableware, kitchenware and toilet articles
1,313	1,434	1,494	1,057	1,043	1,085	Manufacture of diverse plastic products n.e.c.
505	513	464	459	408	468	Manufacture of glass and glass products

Kod Kumpulan Group code	Keterangan Kumpulan/Tempoh	2020	2021	2021				2022	
				Q1	Q2	Q3	Q4	Q1	Q2
239	Pembuatan pengeluaran galian bukan logam f.t.t.l.	34,318	37,611	10,610	8,486	7,894	10,621	11,706	10,490
23911	Pembuatan mortar refraktori dan konkrit &	2,005	2,146	727	504	304	612	680	519
23921	Pembuatan seramik bukan refraktori								
23930	Pembuatan produk porselin dan seramik lain	745	1,006	251	243	235	277	269	283
23941	Pembuatan simen hidrolik	8,467	8,946	2,612	2,119	1,661	2,555	2,768	2,612
23951	Pembuatan konkrit dan mortar siap bancuh dan bancuhan kering	5,897	6,617	1,703	1,399	1,482	2,032	2,122	1,967
23952	Pembuatan konkrit pratuangan, simen atau artikel batu buatan yang digunakan dalam pembinaan;								
23953	& Pembuatan komponen struktur pasang siap untuk bangunan atau kejuruteraan awam dari simen, batu atau konkrit buatan	13,264	14,056	3,969	3,129	3,101	3,858	4,294	3,675
23959	Pembuatan artikel konkrit, simen dan plaster lain f.t.t.l.								
23990	Pembuatan produk mineral bukan logam lain f.t.t.l. Industri lain	2,851	3,624	997	831	864	931	1,147	1,071
		1,090	1,216	352	261	247	356	426	361
241 (24101 & 24102 & 24103 & 24104 & 24109)	Pembuatan besi dan keluli asas	24,299	26,476	6,787	5,380	6,219	8,090	7,764	6,323
242 (24201 & 24202 & 24209)	Pembuatan logam asas berharga dan logam bukan ferus lain	21,093	22,575	6,286	4,789	4,903	6,598	6,647	5,507
243	Pengacuan logam	504	514	122	126	113	153	148	157
251 & 252	Pembuatan produk struktur logam, tangki, takungan, penjana wap, senjata dan peluru	22,226	24,551	6,537	5,689	5,363	6,961	7,616	6,987
25113	Pembuatan pintu, tingkap dan bingkai, penutup tingkap dan pintu pagar daripada logam	15,705	17,192	4,691	3,874	3,842	4,785	5,581	4,850
25119	Pembuatan produk struktur logam lain								
25120	Pembuatan tangki, takungan dan kontena daripada logam	5,612	6,640	1,639	1,640	1,372	1,990	1,841	1,963
	Industri lain	908	718	207	176	149	186	194	174
259	Pembuatan lain-lain produk yang direka daripada logam; aktiviti perkhidmatan kerja logam	31,160	32,456	8,935	7,898	6,591	9,031	9,091	9,123
25910	Tempaan, tekanan, hentakan dan bentuk gelekkan logam; serbuk metalurgi	3,574	4,189	1,073	1,026	914	1,176	1,247	1,273
25920	Rawatan dan penyalutan logam; menggunakan mesin	2,153	2,920	799	672	592	856	834	851
25991	Pembuatan tin untuk produk makanan dan minuman, tiub dan kotak boleh dilipat	6,731	5,995	1,592	1,418	1,375	1,610	1,576	1,421
25992	Pembuatan kabel, plaited bands (jalur/pita berpintal) dan artikel seumpamanya daripada logam	11,769	11,842	3,595	2,788	2,130	3,329	3,418	3,273
25993	Pembuatan bolt, skru, nat dan produk uliran seumpamanya								
25994	Pembuatan barangan rumah daripada logam	159	241	61	68	56	56	62	63
25999	Pembuatan produk lain yang direka daripada logam f.t.t.l. Industri lain	6,191	6,529	1,644	1,736	1,348	1,800	1,732	2,033
		583	739	170	189	176	204	221	210
261	Pembuatan komponen dan papan elektronik	225,220	268,522	63,776	58,728	70,923	75,095	78,482	80,304
26101	Pembuatan diod, transistor dan alatan semikonduktor yang seumpamanya	132,175	154,125	36,520	33,940	39,498	44,166	49,034	48,639
26102	Pembuatan litar elektronik bersepadu dengan pemasangan mikro								
26103	Pembuatan kapasitor dan perintang elektrik								
26104	& Pembuatan papan litar bercetak	86,047	105,853	25,358	22,818	29,243	28,434	27,015	29,057
26105	& Pembuatan komponen paparan								
26109	Pembuatan komponen lain untuk aplikasi elektronik	6,998	8,544	1,897	1,970	2,182	2,495	2,434	2,608
262 (26201 & 26202)	Pembuatan komputer dan kelengkapan peranti	44,740	46,756	11,801	13,262	9,323	12,370	13,161	14,670
263/ 26300	Pembuatan peralatan komunikasi	17,120	14,469	4,163	3,337	3,173	3,796	3,645	3,500
264/ 26400	Pembuatan peralatan elektronik pengguna	35,626	38,593	9,612	8,658	8,877	11,445	11,003	10,095
265	Pembuatan kelengkapan mengukur, menguji, memandu arah dan kawalan; jam tangan dan jam	13,027	14,075	3,279	2,849	3,554	4,393	4,424	3,915
26511	Pembuatan kelengkapan mengukur, menguji, & memandu arah dan kawalan	11,654	12,238	2,866	2,458	3,130	3,784	3,944	3,372
26512	Pembuatan kelengkapan kawalan proses perindustrian								
26520	Pembuatan jam tangan dan jam dan bahagiannya	1,373	1,837	412	391	424	609	480	543
266/ 26600	Pembuatan peralatan penyinaran, perubatan elektro dan elektroterapeutik	6,278	7,829	1,964	2,159	2,209	1,497	996	1,307

2021	2022	2021									Group Description/Period
(Jan. - Jul.)	(Jan. - Jul.)	Jan.	Feb.	Mar.	Apr.	Mei	Jun	Jul.	Ogo.	Sep.	
21,479	25,636	3,624	3,408	3,579	3,206	2,946	2,335	2,383	2,688	2,823	Manufacture of non-metallic mineral products n.e.c. <i>Manufacture of refractory mortars and concretes</i>
1,301	1,366	250	232	245	191	186	127	71	105	128	<i>Manufacture of non-refractory ceramic</i>
561	648	84	84	82	86	85	71	67	80	88	<i>Manufacture of other porcelain and ceramic products</i>
5,261	6,227	873	852	886	837	754	528	531	561	570	<i>Manufacture of hydraulic cement</i>
3,509	4,739	581	544	578	510	485	404	406	490	586	<i>Manufacture of ready-mix and dry-mix concrete and mortars</i>
											<i>Manufacture of precast concrete, cement or artificial stone articles for use in construction</i>
8,064	9,160	1,380	1,269	1,319	1,174	1,065	890	967	1,074	1,059	<i>Manufacture of prefabricated structural components for building or civil engineering of cement, concrete or artificial stone</i>
2,107	2,595	341	313	343	295	287	250	279	291	294	<i>Manufacture of other articles of concrete, cement and plaster</i>
675	900	114	113	124	112	82	66	63	87	98	<i>Manufacture of other non-metallic mineral products n.e.c.</i> <i>Other industry</i>
13,498	15,828	2,458	2,137	2,192	2,197	1,795	1,389	1,330	2,113	2,776	Manufacture of basic iron and steel
12,204	13,718	2,063	2,111	2,112	1,968	1,574	1,246	1,130	1,718	2,055	Manufacture of basic precious and other non-ferrous metals
276	347	42	39	42	51	47	28	28	40	45	Casting of metals
13,722	16,865	2,340	2,062	2,135	2,145	2,016	1,529	1,496	1,820	2,047	Manufacture of structural metal products, tanks, reservoirs , steam generators , weapons and ammunition
9,652	11,976	1,698	1,470	1,523	1,526	1,416	931	1,087	1,251	1,503	<i>Manufacture of metal doors, windows and their frames, shutters and gates</i>
3,641	4,458	563	536	540	554	537	549	363	520	490	<i>Manufacture of other structural metal products</i>
429	432	78	56	73	65	62	49	46	49	54	<i>Manufacture of tanks, reservoirs and containers of metal</i> <i>Other industry</i>
18,708	20,981	3,074	2,912	2,949	3,150	2,795	1,953	1,874	2,130	2,587	Manufacture of other fabricated metal products; metal working service activities
2,385	2,948	371	333	368	370	369	286	286	289	339	<i>Forging, pressing, stamping and roll-forming of metal; powder metallurgy</i>
1,633	1,977	252	265	282	271	219	183	161	201	231	<i>Treatment and coating of metals; machining</i>
3,404	3,459	565	516	511	505	452	460	393	452	530	<i>Manufacture of tins and cans for food products, collapsible tubes and boxes</i> <i>Manufacture of metal cable, plaited bands and similar articles</i>
6,949	7,580	1,244	1,190	1,161	1,104	1,109	575	566	684	880	<i>Manufacture of bolts, screws, nuts and similar threaded products</i>
149	149	16	17	28	29	27	12	19	18	18	<i>Manufacture of metal household articles</i>
3,772	4,367	565	546	533	799	553	385	391	426	531	<i>Manufacture of any other fabricated metal products n.e.c.</i>
416	502	60	45	65	72	65	52	57	60	58	<i>Other industry</i>
144,096	186,489	20,978	21,105	21,692	19,142	18,592	20,994	21,593	23,218	26,112	Manufacture of electronic components and boards
83,166	113,933	12,457	11,786	12,278	11,046	10,610	12,284	12,706	12,856	13,936	<i>Manufacture of diodes, transistors and similar semiconductor devices</i> <i>Manufacture of electronic integrated circuits micro assemblies</i>
											<i>Manufacture of electrical capacitors and resistors</i>
56,437	66,669	7,906	8,710	8,741	7,482	7,324	8,012	8,261	9,659	11,323	<i>Manufacture of printed circuit boards</i>
4,493	5,888	615	609	673	615	658	697	626	703	853	<i>Manufacture of display components</i> <i>Manufacture of other components for electronic applications</i>
28,705	31,712	3,642	3,956	4,203	5,048	3,843	4,371	3,642	3,382	2,299	Manufacture of computers and peripheral equipment
8,445	8,074	1,466	1,311	1,386	1,021	968	1,349	945	992	1,236	Manufacture of communication equipment
20,202	24,469	3,211	3,196	3,205	2,960	2,820	2,878	1,932	3,318	3,627	Manufacture of consumer electronics
7,118	9,882	1,297	930	1,052	935	899	1,014	991	1,204	1,359	Manufacture of measuring, testing, navigating and control equipment; watches and clocks
6,182	8,658	1,157	797	912	806	777	875	858	1,076	1,196	<i>Manufacture of measuring, testing, navigating and control equipment</i>
936	1,224	140	133	140	130	122	140	132	129	163	<i>Manufacture of industrial process control equipment</i> <i>Manufacture of watches and clocks and parts</i>
4,929	2,748	712	598	654	644	617	897	807	641	761	Manufacture of irradiation, electromedical and electrotherapeutic equipment

Kod Kumpulan Group code	Keterangan Kumpulan/Tempoh	Okt.	Nov.	Dis.	Jan.
239	Pembuatan pengeluaran galian bukan logam f.t.t.l.	3,204	3,632	3,785	3,961
23911	Pembuatan mortar refraktori dan konkrit &	180	208	224	233
23921	Pembuatan seramik bukan refraktori				
23930	Pembuatan produk porselin dan seramik lain	91	93	93	90
23941	Pembuatan simen hidrolik	756	887	912	885
23951	Pembuatan konkrit dan mortar siap bancuh dan bancuhan kering	621	707	704	724
23952	Pembuatan konkrit pratuangan, simen atau artikel batu buatan yang digunakan dalam pembinaan;				
23953	& Pembuatan komponen struktur pasang siap untuk bangunan atau kejuruteraan awam dari simen, batu atau konkrit buatan	1,135	1,304	1,418	1,513
23959	Pembuatan artikel konkrit, simen dan plaster lain f.t.t.l.				
23990	Pembuatan produk mineral bukan logam lain f.t.t.l. Industri lain	312 109	312 121	307 126	374 143
241 (24101 & 24102 & 24103 & 24104 & 24109)	Pembuatan besi dan keluli asas	2,731	2,685	2,673	2,763
242 (24201 & 24202 & 24209)	Pembuatan logam asas berharga dan logam bukan ferus lain	2,141	2,195	2,262	2,193
243	Pengacuan logam	48	50	54	49
251 & 252	Pembuatan produk struktur logam, tangki, takungan, penjana wap, senjata dan peluru	2,207	2,276	2,478	2,764
25113	Pembuatan pintu, tingkap dan bingkai, penutup tingkap dan pintu pagar daripada logam	1,524	1,548	1,713	2,050
25119	Pembuatan produk struktur logam lain				
25120	Pembuatan tangki, takungan dan kontena daripada logam Industri lain	627 55	664 64	698 66	644 70
259	Pembuatan lain-lain produk yang direka daripada logam; aktiviti perkhidmatan kerja logam	2,883	2,999	3,149	3,135
25910	Tempaan, tekanan, hentakan dan bentuk gelean logam; serbuk metalurgi	367	397	412	414
25920	Rawatan dan penyalutan logam; menggunakan mesin	277	287	291	280
25991	Pembuatan tin untuk produk makanan dan minuman, tiub dan kotak boleh dilipat	511	537	562	563
25992	Pembuatan kabel, plaited bands (jalur/pita berpintal) dan artikel seumpamanya daripada logam				
25993	& Pembuatan bolt, skru, nat dan produk uliran seumpamanya	1,064	1,097	1,169	1,189
25994	Pembuatan barangan rumah daripada logam	18	19	19	21
25999	Pembuatan produk lain yang direka daripada logam f.t.t.l. Industri lain	581 66	593 69	627 69	586 82
261	Pembuatan komponen dan papan elektronik	24,782	24,072	26,241	23,010
26101	Pembuatan diod, transistor dan alatan semikonduktor &				
26102	Pembuatan litar elektronik bersepadu dengan pemasangan mikro	14,670	14,283	15,213	14,304
26103	Pembuatan kapasitor dan perintang elektrik &				
26104	Pembuatan papan litar bercetak &	9,303	8,968	10,164	7,881
26105	Pembuatan komponen paparan				
26109	Pembuatan komponen lain untuk aplikasi elektronik	809	821	865	826
262 (26201 & 26202)	Pembuatan komputer dan kelengkapan peranti	4,405	3,797	4,169	4,274
263/ 26300	Pembuatan peralatan komunikasi	1,260	1,271	1,265	1,121
264/ 26400	Pembuatan peralatan elektronik pengguna	3,881	3,948	3,617	3,659
265	Pembuatan kelengkapan mengukur, menguji, memandu arah dan kawalan; jam tangan dan jam	1,339	1,331	1,723	1,788
26511	Pembuatan kelengkapan mengukur, menguji, & memandu arah dan kawalan	1,140	1,113	1,531	1,613
26512	Pembuatan kelengkapan kawalan proses perindustrian				
26520	Pembuatan jam tangan dan jam dan bahagiannya	199	218	192	176
266/ 26600	Pembuatan peralatan penyinaran, perubatan elektro dan elektroterapeutik	811	336	349	316

2022						Group Description/Period
Feb.	Mac	Apr.	Mei	Jun	Jul.	
3,758	3,988	3,723	3,332	3,434	3,441	Manufacture of non-metallic mineral products n.e.c. <i>Manufacture of refractory mortars and concretes</i>
218	229	177	154	188	168	<i>Manufacture of non-refractory ceramic</i>
90	88	93	94	96	95	<i>Manufacture of other porcelain and ceramic products</i>
914	969	933	833	846	847	<i>Manufacture of hydraulic cement</i>
676	723	662	651	655	650	<i>Manufacture of ready-mix and dry-mix concrete and mortars</i>
						<i>Manufacture of precast concrete, cement or artificial stone articles for use in construction</i>
1,354	1,428	1,371	1,148	1,156	1,190	<i>Manufacture of prefabricated structural components for building or civil engineering of cement, concrete or artificial stone</i>
369	404	361	331	379	377	<i>Manufacture of other articles of concrete, cement and plaster n.e.c.</i>
136	147	125	121	115	113	<i>Manufacture of other non-metallic mineral products n.e.c.</i> <i>Other industry</i>
2,434	2,567	2,392	2,068	1,864	1,741	Manufacture of basic iron and steel
2,214	2,239	2,201	1,739	1,566	1,565	Manufacture of basic precious and other non-ferrous metals
47	52	55	52	49	42	Casting of metals
2,414	2,438	2,322	2,248	2,416	2,262	Manufacture of structural metal products, tanks, reservoirs , steam generators , weapons and ammunition
1,747	1,784	1,605	1,590	1,655	1,545	<i>Manufacture of metal doors, windows and their frames, shutters and gates</i>
606	591	661	603	700	653	<i>Manufacture of other structural metal products</i>
61	63	56	56	62	64	<i>Manufacture of tanks, reservoirs and containers of metal</i> <i>Other industry</i>
2,937	3,019	3,296	2,933	2,894	2,766	Manufacture of other fabricated metal products; metal working service activities
402	431	432	411	430	428	<i>Forging, pressing, stamping and roll-forming of metal; powder metallurgy</i>
263	292	301	263	287	291	<i>Treatment and coating of metals; machining</i>
510	503	499	437	484	463	<i>Manufacture of tins and cans for food products, collapsible tubes and boxes</i> <i>Manufacture of metal cable, plaited bands and similar articles</i>
1,093	1,135	1,178	1,115	980	889	<i>Manufacture of bolts, screws, nuts and similar threaded products</i>
19	23	20	21	22	24	<i>Manufacture of metal household articles</i>
585	561	789	620	625	601	<i>Manufacture of any other fabricated metal products n.e.c.</i>
65	74	76	67	66	71	<i>Other industry</i>
25,642	29,831	25,077	25,890	29,337	27,703	Manufacture of electronic components and boards
15,972	18,758	15,650	15,284	17,705	16,260	<i>Manufacture of diodes, transistors and similar semiconductor devices</i> <i>Manufacture of electronic integrated circuits micro assemblies</i>
						<i>Manufacture of electrical capacitors and resistors</i>
8,932	10,202	8,625	9,731	10,701	10,597	<i>Manufacture of printed circuit boards</i>
						<i>Manufacture of display components</i>
737	871	803	874	931	846	<i>Manufacture of other components for electronic applications</i>
4,634	4,254	5,900	4,101	4,669	3,880	Manufacture of computers and peripheral equipment
1,106	1,418	1,049	1,083	1,368	929	Manufacture of communication equipment
3,352	3,993	3,703	3,124	3,267	3,371	Manufacture of consumer electronics
1,222	1,413	1,161	1,193	1,561	1,544	Manufacture of measuring, testing, navigating and control equipment; watches and clocks
1,076	1,255	986	1,024	1,362	1,342	<i>Manufacture of measuring, testing, navigating and control equipment</i>
146	158	174	169	199	202	<i>Manufacture of industrial process control equipment</i> <i>Manufacture of watches and clocks and parts</i>
322	358	462	348	497	445	Manufacture of irradiation, electromedical and electrotherapeutic equipment

Kod Kumpulan Group code	Keterangan Kumpulan/Tempoh	2020	2021	2021				2022	
				Q1	Q2	Q3	Q4	Q1	Q2
267 (26701 & 26702) & 268 (26800)	Pembuatan peralatan optikal, kelengkapan fotografi, media magnetik dan optikal	1,417	1,682	370	383	371	559	495	521
271	Pembuatan motor elektrik, penjana, transformer dan perkakasan pengagihan dan pengawalan elektrik	10,580	12,845	2,794	3,091	3,214	3,745	3,853	4,205
	27101 Pembuatan motor elektrik, penjana dan transformer	4,131	4,672	1,033	1,117	1,203	1,319	1,297	1,420
	27102 Pembuatan perkakasan pengagihan dan pengawalan	6,449	8,173	1,762	1,974	2,011	2,426	2,556	2,785
272/ 27200	Pembuatan bateri dan akumulator	5,166	4,975	968	1,212	1,464	1,331	1,218	1,367
273	Pembuatan pendawaian dan peranti pendawaian	8,432	10,640	2,396	2,580	2,673	2,990	2,691	2,734
	27310 Pembuatan kabel gentian optikal	227	308	63	62	85	98	84	93
	27320 Pembuatan wayar dan kabel elektronik dan elektrik lain	7,731	9,599	2,178	2,325	2,397	2,699	2,417	2,450
	27330 Pembuatan alatan pendawaian pembawa dan bukan pembawa arus untuk litar elektrik (tanpa mengira jenis bahan)	474	734	155	193	192	193	190	191
274/ 27400	Pembuatan kelengkapan pencahayaan elektrik	1,324	1,287	286	306	318	376	368	392
275/ 27500	Pembuatan perkakasan domestik	10,017	10,968	2,553	2,581	2,707	3,127	2,748	2,898
279/ 27900	Pembuatan kelengkapan elektrik lain	6,605	7,774	1,670	1,921	2,005	2,178	1,948	1,865
281 & 282	Pembuatan jentera kegunaan umum dan kegunaan khas	36,825	42,783	9,430	11,289	10,655	11,408	10,312	11,805
	28120 Pembuatan alat-alat kuasa bendalir &								
	28130 Pembuatan pam, pemampat, kepala paip dan injap lain	2,312	2,912	622	761	690	839	531	750
	28180 Pembuatan alatan tangan yang menggunakan kuasa dilengkapkan dengan motor elektrik atau bukan motor elektrik atau pneumatik &	8,498	10,853	2,407	2,987	2,675	2,783	2,329	2,946
	28220 Pembuatan jentera pembentukan logam dan alatan mesin								
	28192 Pembuatan mesin penyaman udara, termasuk untuk kenderaan bermotor	10,135	11,938	2,725	3,099	2,901	3,213	3,020	3,200
	28290 Pembuatan lain-lain mesin bertujuan khas t.t.t.l. Industri lain	6,803	6,030	1,235	1,673	1,546	1,576	1,587	1,933
		9,078	11,049	2,440	2,769	2,843	2,997	2,845	2,975
291 (29101 & 29102)	Pembuatan kenderaan bermotor	36,423	38,540	9,334	7,718	8,131	13,355	9,874	9,343
292/ 29200	Pembuatan kerangka (coachwork) untuk kenderaan bermotor; pembuatan treler dan semi treler	5,473	6,553	1,531	1,742	1,271	2,009	1,985	2,077
293/ 29300	Pembuatan alat ganti dan aksesori untuk kenderaan bermotor	30,638	32,291	8,688	7,803	6,895	8,905	8,926	9,291
301 (30110 & 30120)	Pembinaan kapal dan bot	3,399	5,121	1,198	1,135	1,224	1,564	1,285	1,164
302, 303, 304 & 309	Pembuatan lokomotif keretapi, rolling stock, kapal angkasa dan udara, jentera berkaitan, kenderaan tempur ketenteraan, dan kelengkapan pengangkutan t.t.t.l.	9,546	8,983	2,537	2,160	1,787	2,498	2,548	2,578
	30910 Pembuatan motosikal	2,352	2,041	606	543	383	509	537	658
	30920 Pembuatan basikal dan invalid carriages Industri lain	2,240	2,317	644	514	481	678	659	720
		4,955	4,625	1,287	1,104	923	1,312	1,352	1,200
310	Pembuatan perabot	16,524	15,579	4,702	3,230	2,876	4,772	5,017	3,840
	31001 Pembuatan perabot kayu dan rotan Industri lain	10,982	8,579	3,029	1,801	1,414	2,335	2,670	1,849
		5,542	7,001	1,673	1,429	1,462	2,437	2,347	1,991
321 (32110 & 32120)	Pembuatan barang kemas, bijouterie dan artikel berkaitan	4,416	4,501	1,333	1,391	593	1,184	1,225	1,654
322, 325 & 329	Pembuatan instrumen muzik, peralatan dan bekalan perubatan dan pergigian dan pembuatan lain t.t.t.l.	5,209	5,573	1,352	1,339	1,375	1,508	1,529	1,521
	32901 Pembuatan alat tulis Industri lain	1,230	1,386	366	372	315	333	352	376
		3,980	4,187	986	967	1,060	1,175	1,177	1,145
323/ 32300	Pembuatan barangan sukan	273	200	56	59	37	49	55	52
324/ 32400	Pembuatan permainan dan mainan	600	623	144	154	135	190	184	179
331 & 332	Pembaikan pemasangan produk logam, jentera, kelengkapan dan pemasangan jentera perindustrian dan kelengkapan	5,324	5,326	1,430	1,129	1,176	1,591	1,517	1,244
	33150 Pembaikan dan penyelenggaraan kelengkapan pengangkutan kecuali motosikal dan basikal Industri lain	1,695	1,800	474	369	409	548	537	460
		3,629	3,526	955	760	767	1,043	980	784
Jumlah Pembuatan		1,346,620	1,554,738	368,234	377,735	381,793	426,976	415,298	443,489

2021	2022	2021									Group Description/Period
(Jan. - Jul.)	(Jan. - Jul.)	Jan.	Feb.	Mar.	Apr.	Mei	Jun	Jul.	Ogo.	Sep.	
852	1,224	130	123	117	127	111	145	99	120	152	Manufacture of optical instruments, photographic equipment, magnetic and optical media
6,814	9,552	954	851	989	1,076	961	1,054	929	1,125	1,160	Manufacture of electric motors, generators, transformers and electricity distribution and control apparatus
2,534	3,207	354	315	363	394	336	388	384	414	404	Manufacture of electric motors, generators and transformers
4,280	6,345	600	536	626	682	626	666	545	710	756	Manufacture of electricity distribution and control apparatus
2,637	3,159	382	281	306	374	349	489	457	534	474	Manufacture of batteries and accumulators
5,821	6,315	826	777	793	862	837	881	845	894	935	Manufacture of wiring and wiring devices
153	207	22	19	21	23	19	20	28	27	30	Manufacture of fibre optic cables
5,251	5,669	753	710	716	777	758	789	748	803	846	Manufacture of other electronic and electric wires and cables
418	439	51	47	57	62	59	71	69	64	59	Manufacture of current-carrying and non current-carrying wiring devices for electrical circuits regardless of material
671	893	99	86	102	109	95	103	78	113	127	Manufacture of electric lighting equipment
5,989	6,633	879	849	826	892	824	866	855	930	922	Manufacture of domestic appliances
4,178	4,432	599	519	552	622	601	698	587	675	743	Manufacture of other electrical equipment
23,785	25,763	3,092	3,108	3,230	3,873	3,512	3,904	3,066	3,794	3,795	Manufacture of general-purpose and special-purpose machinery
1,521	1,521	139	228	256	277	247	237	138	276	275	Manufacture of fluid power equipment
6,325	6,226	831	803	773	1,013	959	1,016	930	871	874	Manufacture of other pumps, compressors, taps and valves
6,447	7,058	961	866	897	1,073	927	1,100	623	1,178	1,101	Manufacture of power-driven hand tools with self-contained electric or non-electric motor or pneumatic drives
3,420	4,179	389	405	441	553	455	664	512	506	528	Manufacture of metal-forming machinery and machine tools
6,072	6,779	772	806	862	958	924	888	862	963	1,017	Manufacture of air-conditioning machines, including for motor vehicles
19,454	22,312	3,146	2,999	3,189	3,187	2,719	1,813	2,401	2,412	3,318	Manufacture of motor vehicles
3,634	4,524	503	432	596	739	578	425	361	388	522	Manufacture of bodies (coachwork) for motor vehicles; manufacture of trailers and semi-trailers
18,705	21,564	2,742	2,740	3,206	2,968	2,718	2,117	2,214	2,382	2,300	Manufacture of parts and accessories for motor vehicles
2,668	2,823	396	384	418	451	310	373	335	411	477	Building of ships and boats
5,228	5,927	870	746	922	886	684	591	531	620	637	Manufacture of railway locomotives, rolling stock, air and spacecraft, related machinery, military fighting vehicles and transport equipment n.e.c
1,275	1,415	206	187	213	218	190	135	126	129	128	Manufacture of motorcycles
1,257	1,601	238	164	242	225	198	91	99	185	197	Manufacture of bicycles and invalid carriages
2,695	2,911	425	395	466	442	296	365	305	306	312	Other industry
8,546	9,979	1,631	1,478	1,593	1,206	1,177	847	614	968	1,294	Manufacture of furniture
5,169	5,108	1,028	955	1,046	674	655	472	339	496	579	Manufacture of wooden and cane furniture
3,377	4,872	603	523	547	532	522	375	275	471	715	Other industry
2,840	3,291	489	413	431	583	528	279	116	148	329	Manufacture of jewellery, bijouterie and related articles
3,114	3,572	448	438	466	476	454	409	423	461	491	Manufacture of musical instruments, medical and dental instruments and supplies and other manufacturing n.e.c.
838	877	116	115	136	130	129	112	100	118	97	Manufacture of stationery
2,275	2,695	333	323	330	346	324	297	323	343	394	Other industry
126	123	17	18	21	22	21	15	11	12	14	Manufacture of sports goods
340	401	42	41	61	67	64	22	42	35	58	Manufacture of games and toys
2,891	3,128	466	433	531	481	328	321	332	366	477	Repair of fabricated metal products, machinery and equipment and installation of industrial machinery and equipment
949	1,133	158	126	190	166	102	101	106	116	187	Repair and maintenance of transport equipment except motorcycles and bicycles
1,942	1,995	308	307	341	315	226	219	226	251	291	Other industry
865,903	1,007,218	122,887	118,412	126,935	130,646	122,726	124,363	119,934	126,536	135,323	Total Manufacturing

Kod Kumpulan Group code	Keterangan Kumpulan/Tempoh	Okt.	Nov.	Dis.	Jan.
267 (26701 & 26702) & 268 (26800)	Pembuatan peralatan optikal, kelengkapan fotografi, media magnetik dan optikal	198	173	187	159
271	Pembuatan motor elektrik, penjana, transformer dan perkakasan pengagihan dan pengawalan elektrik	1,216	1,208	1,320	1,245
	27101 Pembuatan motor elektrik, penjana dan transformer	424	411	484	445
	27102 Pembuatan perkakasan pengagihan dan pengawalan	793	797	836	800
272/ 27200	Pembuatan bateri dan akumulator	484	456	392	433
273	Pembuatan pendawaian dan peranti pendawaian	1,006	998	987	938
	27310 Pembuatan kabel gantian optikal	33	28	37	27
	27320 Pembuatan wayar dan kabel elektronik dan elektrik lain	906	898	894	846
	27330 Pembuatan alatan pendawaian pembawa dan bukan pembawa arus untuk litar elektrik (tanpa mengira jenis bahan)	67	71	55	64
274/ 27400	Pembuatan kelengkapan pencahayaan elektrik	159	111	106	111
275/ 27500	Pembuatan perkakasan domestik	1,006	1,034	1,087	1,004
279/ 27900	Pembuatan kelengkapan elektrik lain	715	706	757	653
281 & 282	Pembuatan jentera kegunaan umum dan kegunaan khas	3,818	3,814	3,776	3,605
	28120 Pembuatan alat-alat kuasa bendalir &				
	28130 Pembuatan pam, pemampat, kepala paip dan injap lain	296	271	273	190
	28180 Pembuatan alatan tangan yang menggunakan kuasa dilengkapkan dengan motor elektrik atau bukan motor elektrik atau pneumatik &	960	907	916	817
	28220 Pembuatan jentera pembentukan logam dan alatan mesin				
	28192 Pembuatan mesin penyaman udara, termasuk untuk kenderaan bermotor	1,093	1,116	1,004	1,045
	28290 Pembuatan lain-lain mesin bertujuan khas t.t.t.l. Industri lain	520	514	542	549
		950	1,005	1,042	1,003
291 (29101 & 29102)	Pembuatan kenderaan bermotor	4,287	4,683	4,385	3,451
292/ 29200	Pembuatan kerangka (coachwork) untuk kenderaan bermotor; pembuatan treler dan semi treler	683	687	639	641
293/ 29300	Pembuatan alat ganti dan aksesori untuk kenderaan bermotor	2,931	3,089	2,884	2,839
301 (30110 & 30120)	Pembinaan kapal dan bot	568	524	471	438
302, 303, 304 & 309	Pembuatan lokomotif keretapi, rolling stock, kapal angkasa dan udara, jentera berkaitan, kenderaan tempur ketenteraan, dan kelengkapan pengangkutan t.t.t.l.	734	890	873	862
	30910 Pembuatan motosikal	139	181	189	183
	30920 Pembuatan basikal dan invalid carriages Industri lain	219	223	235	224
		377	486	449	454
310	Pembuatan perabot	1,494	1,646	1,633	1,761
	31001 Pembuatan perabot kayu dan rotan Industri lain	684	823	828	929
		810	823	804	832
321 (32110 & 32120)	Pembuatan barang kemas, bijouterie dan artikel berkaitan	364	415	404	451
322, 325 & 329	Pembuatan instrumen muzik, peralatan dan bekalan perubatan dan pergigian dan pembuatan lain t.t.t.l.	498	494	515	515
	32901 Pembuatan alat tulis Industri lain	108	110	115	116
		391	384	400	399
323/ 32300	Pembuatan barangan sukan	14	18	18	18
324/ 32400	Pembuatan permainan dan mainan	64	64	62	63
331 & 332	Pembaikan pemasangan produk logam, jentera, kelengkapan dan pemasangan jentera perindustrian dan kelengkapan	506	565	519	511
	33150 Pembaikan dan penyelenggaraan kelengkapan pengangkutan kecuali motosikal dan basikal Industri lain	173	190	185	170
		334	376	334	341
Jumlah Pembuatan		140,655	142,411	143,911	138,986

2022						Group Description/Period
Feb.	Mac	Apr.	Mei	Jun	Jul.	
154	182	164	148	209	208	Manufacture of optical instruments, photographic equipment, magnetic and optical media
1,203	1,405	1,450	1,285	1,470	1,494	Manufacture of electric motors, generators, transformers and electricity distribution and control apparatus
389	463	510	424	486	490	Manufacture of electric motors, generators and transformers
814	942	940	861	984	1,004	Manufacture of electricity distribution and control apparatus
377	408	388	429	551	573	Manufacture of batteries and accumulators
869	884	980	859	895	890	Manufacture of wiring and wiring devices
27	29	34	29	30	31	Manufacture of fibre optic cables
784	787	880	769	801	801	Manufacture of other electronic and electric wires and cables
						Manufacture of current-carrying and non current-carrying wiring devices for electrical circuits regardless of material
58	68	66	61	64	58	
119	138	123	129	140	133	Manufacture of electric lighting equipment
818	927	1,011	919	968	987	Manufacture of domestic appliances
632	663	600	585	680	620	Manufacture of other electrical equipment
3,336	3,372	4,046	3,668	4,091	3,647	Manufacture of general-purpose and special-purpose machinery
						Manufacture of fluid power equipment
172	169	267	221	262	241	Manufacture of other pumps, compressors, taps and valves
						Manufacture of power-driven hand tools with self-contained electric or non-electric motor or pneumatic drives
776	736	1,008	944	994	951	Manufacture of metal-forming machinery and machine tools
983	992	1,168	972	1,060	838	Manufacture of air-conditioning machines, including for motor vehicles
494	543	613	546	774	659	Manufacture of other special-purpose machinery n.e.c.
911	931	990	985	1,000	959	Other industry
3,197	3,226	3,285	3,013	3,046	3,095	Manufacture of motor vehicles
553	791	840	692	545	462	Manufacture of bodies (coachwork) for motor vehicles; manufacture of trailers and semi-trailers
2,770	3,318	3,134	3,011	3,146	3,347	Manufacture of parts and accessories for motor vehicles
402	445	469	315	380	374	Building of ships and boats
766	921	956	807	815	800	Manufacture of railway locomotives, rolling stock, air and spacecraft, related machinery, military fighting vehicles and transport equipment n.e.c
167	187	231	214	214	220	Manufacture of motorcycles
184	251	248	238	233	222	Manufacture of bicycles and invalid carriages
415	483	477	355	368	359	Other industry
1,564	1,691	1,433	1,305	1,102	1,123	Manufacture of furniture
816	924	659	598	592	589	Manufacture of wooden and cane furniture
748	767	774	707	510	534	Other industry
380	394	533	577	545	411	Manufacture of jewellery, bijouterie and related articles
501	513	528	497	496	522	Manufacture of musical instruments, medical and dental instruments and supplies and other manufacturing n.e.c.
114	122	123	124	129	149	Manufacture of stationery
387	390	405	373	367	373	Other industry
18	19	20	16	15	16	Manufacture of sports goods
61	60	72	68	39	38	Manufacture of games and toys
443	563	526	358	360	367	Repair of fabricated metal products, machinery and equipment and installation of industrial machinery and equipment
138	229	205	128	127	137	Repair and maintenance of transport equipment except motorcycles and bicycles
305	334	321	230	233	230	Other industry
131,703	144,610	147,942	142,043	153,503	148,431	Total Manufacturing

Jadual Table **1.4b** : Nilai Jualan Sektor Pembuatan Mengikut Kumpulan: Perubahan Peratusan Tahunan
 : Sales Value of Manufacturing Sector by Group: Annual Percentage Change

Kod Kumpulan Group code	Keterangan Kumpulan/Tempoh	2020		2021				2022		2021		2022		
		2020	2021	Q1	Q2	Q3	Q4	Q1	Q2	(Jan. - Jul.)	(Jan. - Jul.)	Jan.	Feb.	Mac
101	Pemprosesan dan pengawetan daging	9.4	8.7	30.7	-7.9	5.5	13.1	15.5	17.1	6.2	15.9	41.0	35.9	16.8
102	Pemprosesan dan pengawetan ikan, krustasea dan moluska	-2.3	0.8	4.5	22.0	-13.1	-5.7	-14.5	-11.1	8.4	-12.3	3.3	0.0	10.4
	10201 Pengetinan ikan, krustasea dan moluska &													
	10202 Pemprosesan dan pengawetan ikan, krustasea dan moluska	-1.3	0.6	4.7	22.2	-13.1	-6.9	-15.2	-11.8	8.7	-13.0	3.8	0.2	10.4
	Industri lain	-19.0	5.2	0.2	17.6	-12.4	20.7	-1.3	5.6	3.9	2.5	-4.6	-3.9	10.8
103	Pemprosesan dan pengawetan buah-buahan dan sayur - sayuran	7.9	-1.1	29.8	12.0	-25.3	-12.6	-14.7	-3.8	12.5	-7.3	20.8	19.4	54.5
	10303 Pengetinan nanas &													
	10304 Pembuatan jem, marmalad dan sajian jeli	2.6	4.9	4.0	10.3	5.7	0.2	-36.1	-9.6	5.3	-19.5	10.0	3.3	-0.1
	Industri lain	9.3	-2.6	39.9	12.4	-30.6	-15.2	-8.4	-2.5	14.6	-4.2	23.8	26.6	82.8
104	Pembuatan minyak dan lemak daripada sayuran dan haiwan	14.3	13.9	12.3	12.8	11.6	18.2	22.6	17.4	12.4	18.2	10.3	11.8	15.0
	10404 Pembuatan minyak sayuran mentah dan bertapis &													
	10406 Pembuatan sebatian lemak masakan	3.1	24.3	13.3	40.4	36.8	9.5	7.5	20.0	26.8	17.6	5.8	19.0	16.0
	10405 Pembuatan minyak kelapa	6.6	-6.3	10.9	-1.9	-23.8	-9.6	7.8	47.1	0.3	30.6	22.5	4.7	6.4
	Industri lain	15.7	13.0	12.2	10.6	9.5	19.4	25.0	17.0	11.0	18.1	10.8	11.0	15.0
105	Pembuatan produk tenusu	3.3	7.4	3.8	13.1	2.0	11.4	13.8	12.5	5.9	13.7	5.0	3.3	3.0
	10502 Pembuatan susu pekat, tepung dan sejat	4.4	7.2	2.4	12.2	2.0	12.6	15.5	13.7	4.9	15.0	4.9	1.7	0.7
	Industri lain	-8.7	10.9	21.5	25.6	2.6	-2.5	-5.2	-3.6	20.3	-2.1	6.8	24.3	36.9
106	Pembuatan produk bijian, kanji dan produk berkanji	3.5	18.4	3.8	21.2	20.2	29.8	24.5	24.6	12.9	23.9	0.4	3.8	7.1
	10611 Pengilangan beras	18.8	22.2	-10.4	20.6	34.5	51.6	51.1	33.8	7.8	39.0	0.2	-10.6	-18.2
	10613 Pengilangan tepung	-6.1	16.8	17.2	24.4	10.8	15.6	8.6	17.0	19.2	12.9	0.9	17.7	36.3
	Industri lain	-3.2	-0.5	-3.3	-7.3	-1.8	10.9	-7.1	7.9	-5.9	1.9	-4.2	2.9	-8.4
107	Pembuatan produk makanan lain	9.4	12.3	22.0	10.4	6.3	11.5	4.3	11.3	14.3	8.6	17.6	18.6	30.4
	10711 Pembuatan biskut dan cookies	1.9	4.4	14.8	7.9	-14.9	10.5	40.6	61.3	7.0	52.6	22.3	7.2	15.4
	10712 Pembuatan roti, kek dan produk bakeri lain	31.6	6.4	35.8	-1.9	-3.3	2.4	-10.3	2.0	10.5	-2.7	21.9	56.2	28.8
	10713 Pembuatan produk snek	-8.9	-1.8	-3.6	-4.8	-10.0	11.3	18.1	25.7	-6.4	23.6	-5.1	-10.1	5.0
	10721 Pembuatan gula	-6.5	20.0	9.0	24.7	24.8	23.4	-1.1	-0.1	16.9	-1.3	8.1	-2.2	24.0
	10731 Pembuatan produk koko	-7.5	-8.0	-1.9	-10.0	-11.0	-9.4	-6.7	-2.8	-6.9	-3.2	-0.4	1.1	-6.7
	10732 Pembuatan coklat dan produk coklat &													
	10733 Pembuatan konfeksi gula	23.1	25.4	48.8	28.8	17.1	12.7	8.7	12.6	35.5	10.9	43.1	31.9	73.8
	10793 Pembuatan sos dan bahan perasa	-17.5	15.1	7.9	26.5	3.0	24.3	8.7	6.0	13.3	8.1	1.2	2.5	23.3
	10799 Pembuatan produk makanan lain t.t.t.l.	13.9	19.8	18.0	8.1	27.8	25.7	25.7	32.5	14.4	28.9	16.2	8.0	31.0
	Industri lain	1.6	11.5	11.0	12.9	6.4	15.7	1.8	9.4	11.1	7.3	9.2	2.9	21.4
108/10800	Pembuatan makanan haiwan tersedia	-16.3	15.9	-26.9	17.2	43.5	47.3	42.2	24.4	-0.8	29.8	-33.7	-32.4	-14.6
110	Pembuatan minuman ringan	-24.5	12.0	-1.9	66.6	-6.5	16.5	6.3	30.5	14.2	23.1	-9.4	-4.1	8.9
	11041 Pembuatan minuman ringan	-27.1	24.6	1.0	53.1	27.8	30.2	10.1	14.7	20.6	12.8	-3.6	-2.6	10.1
	11042 Pengeluaran air mineral semulajadi dan minuman lain yang dibotolkan	-15.3	22.2	22.1	61.9	6.2	13.5	3.3	7.1	33.0	5.7	-4.0	21.4	58.0
	Industri lain	-23.2	-9.9	-11.0	108.0	-60.9	-1.1	1.8	74.9	-1.9	50.6	-17.8	-12.1	-2.3
120/12000	Pembuatan produk tembakau	-21.7	-3.9	2.9	222.9	-71.5	11.1	4.7	32.1	14.1	22.8	1.7	1.2	5.4
131	Pemintalan, penenunan dan penyiapan tekstil	-13.9	14.2	-1.6	80.7	0.2	3.7	7.7	-0.3	25.2	5.4	-6.1	-5.5	7.4
	13110 Penyediaan dan pemintalan gentian tekstil &													
	13120 Penenunan tekstil	-18.1	14.8	-5.5	98.1	0.03	1.2	7.9	-5.9	26.9	3.3	-10.4	-8.9	3.4
	13132 Pewarnaan, pelunturan, percetakan dan penyiapan akhir benang dan fabrik	3.4	12.9	14.3	35.2	-0.2	10.3	6.9	20.3	21.0	12.0	10.8	9.6	22.8
	Industri lain	-43.9	9.8	-32.4	134.2	22.1	6.4	9.6	12.4	-0.1	12.1	-22.7	-46.9	-25.4
139	Pembuatan tekstil lain	-8.7	31.4	14.2	55.3	31.2	30.9	23.7	21.6	32.1	20.4	10.9	4.6	28.4
	13910 Pembuatan fabrik dikait dan dikrusye	-10.5	16.8	13.9	32.6	9.8	14.5	8.8	9.6	20.5	8.2	7.2	4.6	31.8
	Industri lain	-6.4	49.0	14.5	87.5	57.9	50.2	39.8	33.6	46.5	32.8	15.3	4.5	24.6
141	Pembuatan pakaian, kecuali pakaian berbulu	-9.8	3.1	-1.3	23.7	-4.0	-0.02	3.3	8.5	6.7	5.8	-2.2	-1.3	-0.4
	14102 Pembuatan pakaian	-6.4	2.7	-0.8	18.5	-3.7	0.8	2.4	5.6	5.4	3.6	-0.9	-1.2	-0.1
	Industri lain	-31.2	6.5	-5.0	97.1	-7.1	-5.9	9.1	32.3	19.3	23.9	-10.3	-1.5	-2.2
142 & 143	Pembuatan artikel daripada kulit bulu dan pakaian yang dikait dan dikrusye	-14.0	1.4	23.8	25.1	-30.9	-2.1	-8.0	-11.2	11.6	-5.6	24.0	13.9	35.4
151 (15110 & 15120)	Penyamakan dan pembersihan kulit, pembuatan bagasi, beg tangan, pelana dan abah-abah pembersihan dan pewarnaan bulu	-12.8	1.0	1.1	9.0	-25.3	19.6	16.8	31.6	-5.2	30.3	0.8	1.6	0.9
152	Pembuatan kasut	-26.4	-0.3	5.8	70.8	-26.5	-15.6	-18.2	6.9	16.7	-3.7	2.0	-0.6	18.1
	15201 Pembuatan kasut kulit &													
	15203 Pembuatan kasut getah	-29.7	-4.4	8.0	45.5	-35.1	-14.2	-19.3	13.3	10.3	0.6	0.9	-1.9	28.8
	Industri lain	-20.5	6.3	2.6	120.5	-12.1	-17.9	-16.6	-1.4	27.1	-9.8	3.7	1.4	2.8
161/16100	Pengilangan dan pengetaman kayu	-19.8	5.1	5.9	75.5	-21.4	2.1	9.9	18.4	12.6	15.5	2.2	-0.5	16.4

2021														2022				Group Description/Period
Apr.	Mei	Jun	Jul.	Ogo.	Sep.	Okt.	Nov.	Dis.	Jan.	Feb.	Mac	Apr.	Mei	Jun	Jul.			
-6.8	-8.4	-8.5	-3.2	11.2	8.5	10.1	9.9	19.8	14.8	17.4	14.1	23.6	17.3	11.0	13.4	Processing and preserving of meat		
43.5	15.4	11.0	-12.6	-12.1	-14.6	-6.2	-1.5	-9.2	-12.8	-16.2	-14.6	-14.5	-7.8	-10.7	-8.6	Processing and preserving of fish, crustaceans and molluscs Canning of fish, crustaceans and molluscs		
43.8	15.0	11.7	-12.5	-12.0	-14.9	-7.2	-2.7	-10.5	-13.5	-16.8	-15.5	-15.5	-8.3	-11.5	-9.3	Processing, curing and preserving of fish, crustacean and molluscs		
36.9	24.2	-1.6	-15.3	-12.5	-9.2	13.4	27.7	22.2	0.2	-5.8	1.8	8.2	1.5	7.2	6.0	Other industry		
97.4	10.9	-26.0	-26.0	-24.5	-25.4	-19.5	-8.2	-9.5	-8.6	-15.7	-20.0	-15.1	-1.3	7.1	10.1	Processing and preserving of fruits and vegetable Pineapple canning		
52.8	-0.4	-17.0	-4.5	9.1	12.8	10.9	17.7	-21.4	-17.7	-43.5	-43.9	-35.2	-14.3	37.6	27.2	Manufacture of jams, marmalades and table jellies		
114.8	13.7	-27.5	-29.6	-30.6	-31.7	-24.6	-13.2	-6.5	-6.4	-5.6	-13.2	-9.5	1.5	1.3	6.2	Other industry		
15.2	11.4	12.0	11.3	10.0	13.3	9.3	24.6	22.5	26.2	19.8	21.7	16.3	23.6	13.0	11.0	Manufacture of vegetable and animal oils and fats Manufacture of crude and refined vegetable oil		
51.3	38.0	33.1	29.5	27.6	53.0	7.7	10.1	10.8	15.2	2.9	4.6	11.8	18.8	29.3	36.0	Manufacture of compound cooking fats		
15.3	32.2	-39.4	-26.7	-20.8	-23.8	-8.5	-7.2	-12.8	-2.3	11.2	15.1	31.2	26.8	101.9	82.1	Manufacture of coconut oil		
12.2	8.9	10.6	9.8	8.5	10.1	9.6	26.5	24.3	28.1	22.3	24.4	16.7	24.1	11.0	7.6	Other industry		
30.4	9.8	2.8	-7.3	2.5	11.6	6.2	14.0	14.3	15.0	13.7	12.7	12.5	15.1	10.0	17.1	Manufacture of dairy products Manufacture of condensed, powdered and evaporated milk		
30.4	8.4	1.8	-7.9	2.4	12.5	6.7	15.7	15.7	16.3	15.7	14.6	14.1	16.7	10.6	17.4	Other industry		
30.8	30.2	16.6	2.0	3.9	1.9	-0.3	-5.1	-1.9	0.01	-7.6	-7.8	-7.3	-4.7	1.6	13.5	Other industry		
15.2	22.5	26.5	16.9	16.7	26.9	29.3	30.8	29.4	27.2	23.7	22.8	29.4	30.6	14.2	19.8	Manufacture of grain mill products, starches and starch products Rice milling		
2.3	27.3	37.8	27.5	28.1	47.5	52.3	44.8	57.9	50.3	52.8	50.2	51.3	37.3	13.4	26.0	Flour milling		
32.5	21.5	19.6	10.8	9.1	12.4	13.4	21.9	11.9	13.3	5.8	6.7	10.9	25.4	15.4	14.5	Other industry		
-5.3	-13.9	-2.7	-10.1	0.5	3.8	4.5	13.3	14.9	3.0	-16.1	-7.4	5.4	11.6	7.0	15.3	Other industry		
21.4	8.2	3.0	4.7	2.3	12.2	14.0	10.6	9.9	10.2	-1.6	4.6	9.3	14.7	10.1	13.8	Manufacture of other food products Manufacture of biscuits and cookies		
56.7	-6.3	-20.2	-16.6	-16.3	-11.8	7.0	14.1	10.2	43.3	44.4	34.6	43.0	75.6	76.5	67.6	Manufacture of bread, cakes and other bakery products		
-11.8	5.6	1.4	-6.7	-5.3	3.2	3.1	1.6	2.3	0.6	-25.7	-1.3	1.4	4.8	0.1	5.8	Manufacture of snack products		
8.0	-6.6	-14.8	-20.0	-13.7	3.7	9.9	11.7	12.3	16.3	17.4	20.6	19.6	28.4	29.9	36.8	Manufacture of sugar		
45.7	19.5	12.1	22.3	13.2	38.7	26.4	23.7	20.1	20.9	-10.7	-10.9	-2.3	2.1	0.2	-5.2	Manufacture of cocoa products		
-9.4	-10.2	-10.4	-13.2	-12.1	-7.4	-13.7	-3.9	-10.0	-3.5	-8.2	-8.6	-6.7	-2.6	1.1	8.3	Manufacture of chocolate and chocolate products		
74.8	20.2	6.3	22.5	11.1	18.0	24.0	6.9	7.9	9.1	10.8	6.6	8.8	19.8	9.6	12.1	Manufacture of sugar confectionery		
37.4	28.4	15.2	-4.1	-0.01	13.5	23.1	28.3	21.6	6.3	5.8	14.4	13.6	-1.2	5.4	12.9	Manufacture of sauces and condiments		
44.2	-1.7	-6.0	24.1	28.0	31.3	35.5	20.3	22.0	30.6	22.4	24.3	30.6	32.6	34.4	27.9	Manufacture of other food products n.e.c.		
11.8	9.1	17.6	6.0	2.1	11.0	13.2	17.4	16.7	4.4	2.6	-1.4	8.9	13.5	6.3	18.4	Other industry		
-1.5	28.3	30.1	44.7	42.9	42.9	44.2	47.7	49.9	65.3	51.1	17.1	26.5	23.3	23.6	19.1	Manufacture of prepared animal feeds		
177.0	88.0	-16.2	-19.1	-7.4	4.8	24.3	17.2	8.5	6.4	6.6	5.8	14.8	13.9	89.4	80.6	Manufacture of beverages Manufacture of soft drinks		
85.1	49.6	26.7	24.9	45.9	12.4	41.1	32.1	18.4	4.6	11.5	13.9	17.7	12.3	13.2	16.5	Production of natural mineral waters and other bottled waters		
254.7	28.8	10.7	7.2	10.3	1.4	12.5	16.8	11.3	7.5	1.7	1.2	1.1	5.8	16.4	9.4	Other industry		
897.4	263.4	-98.9	-98.9	-89.4	-4.6	5.6	-2.6	-6.4	8.7	1.0	-4.1	15.3	18.5	17,114.8	13,798.9	Other industry		
4,736.7	641.2	-50.5	-75.2	-81.2	-59.9	17.4	7.6	8.3	2.3	9.6	2.6	15.6	0.5	200.5	179.5	Manufacture of tobacco products		
191.9	70.8	38.7	7.7	-3.4	-3.2	-5.5	7.7	8.7	9.9	7.5	5.7	2.4	-1.9	-1.2	17.6	Spinning, weaving and finishing of textiles Preparation and spinning of textile fibres		
239.8	89.0	47.1	7.1	1.5	-8.4	-9.8	6.2	6.2	7.4	8.5	7.9	-1.5	-8.2	-7.8	22.7	Weaving of textiles		
89.9	18.4	17.5	10.2	-17.1	7.1	3.7	12.1	16.7	17.6	4.4	-0.8	16.3	24.8	20.6	5.6	Dyeing, bleaching, printing and finishing of yarns and fabrics		
5,136.9	375.1	-4.0	-18.1	45.3	32.5	8.2	11.3	-0.4	5.4	12.3	12.4	3.7	16.3	17.2	18.6	Other industry		
181.1	31.3	23.3	34.0	28.5	31.4	28.5	35.2	29.3	29.9	26.2	15.5	19.7	22.5	22.6	8.8	Manufacture of other textiles Manufacture of knitted and crocheted fabrics		
169.0	5.6	8.1	10.5	3.7	15.4	13.1	16.8	13.7	14.6	11.4	1.3	10.2	11.3	7.6	2.6	Other industry		
193.5	74.5	44.6	65.5	58.6	50.5	47.7	55.6	47.5	46.2	42.2	31.5	28.6	34.0	38.4	14.3	Other industry		
85.2	22.9	-9.2	-5.2	0.3	-6.7	-1.6	4.0	-2.1	0.1	1.8	8.3	9.8	9.5	5.8	6.8	Manufacture of wearing apparel, except fur apparel Manufacture of clothings		
73.1	16.6	-10.3	-5.4	0.2	-5.7	-1.2	4.5	-0.6	0.3	0.8	6.4	7.8	8.1	0.9	1.6	Other industry		
299.8	99.8	6.3	-2.7	1.0	-14.5	-4.8	0.7	-13.3	-1.7	8.5	21.9	25.5	19.7	64.4	83.3	Other industry		
173.9	30.4	-43.2	-40.6	-28.1	-22.0	-5.1	0.4	-1.7	1.6	-12.9	-12.9	-28.1	-27.8	58.3	28.3	Manufacture of articles of fur, knitted and crocheted apparel Tanning and dressing of leather; manufacture of luggage, handbags, saddlery and harness; dressing and dyeing of fur		
232.6	12.5	-53.3	-53.8	-20.6	2.0	19.3	19.7	19.8	17.0	21.7	12.0	12.5	9.3	108.2	114.7	Other industry		
562.0	164.1	-30.3	-29.5	-20.5	-29.2	-10.8	-12.1	-22.5	-20.9	-22.1	-11.5	-4.9	10.3	19.1	38.0	Manufacture of footwear Manufacture of leather footwear		
363.0	80.8	-36.0	-41.1	-30.6	-33.5	-13.4	-12.7	-16.2	-15.7	-27.5	-15.3	-8.7	15.3	44.3	79.0	Manufacture of rubber footwear		
1,661.5	498.3	-22.1	-9.6	-3.0	-22.1	-6.4	-11.0	-31.1	-28.7	-14.2	-4.7	0.8	4.2	-10.8	-8.2	Other industry		
1,274.9	443.3	-53.5	-44.9	-4.5	-15.2	-1.1	4.5	2.9	17.9	2.9	8.6	10.6	4.6	54.7	38.7	Sawmilling and planing of wood		

Kod Kumpulan Group code	Keterangan Kumpulan/Tempoh	2020	2021	2021				2022		2021	2022			
				Q1	Q2	Q3	Q4	Q1	Q2	(Jan. - Jul.)	(Jan. - Jul.)	Jan.	Feb.	Mar
162	Pembuatan produk daripada kayu, gabus, jerami dan bahan jalinan lain	-25.4	2.8	-10.7	83.2	-21.7	13.7	14.6	23.7	0.5	20.4	-14.7	-14.0	-3.1
16211	Pembuatan kepingan venier dan papan lapis	-35.4	-1.6	-24.8	107.6	-21.7	17.9	13.6	20.0	-9.6	18.0	-30.9	-24.8	-18.1
16212	Pembuatan papan partikel dan papan gentian	-11.9	15.0	7.0	126.9	-14.7	18.2	20.7	23.3	20.2	22.6	12.7	-5.2	14.8
16221	Perfukangan kayu untuk jurubina	-18.2	7.3	13.7	100.6	-27.3	4.0	5.2	33.8	18.1	20.4	3.9	10.4	29.2
	Industri lain	-3.2	-11.1	6.0	-12.1	-35.5	-5.0	13.6	30.4	-9.9	24.7	4.2	-0.7	15.6
170	Pembuatan kertas dan produk kertas	-2.1	15.8	10.7	7.6	10.0	14.9	10.2	10.3	17.2	10.7	8.4	4.9	18.6
17010	Pembuatan pulpa, kertas dan kertas tebal	-3.5	36.1	17.5	118.0	24.3	21.9	24.0	13.6	47.3	18.1	16.8	7.8	28.3
17020	Pembuatan kertas gelugur dan kertas tebal dan bekas daripada kertas dan kertas tebal	9.7	11.8	21.0	7.7	0.9	6.7	-3.0	5.1	17.3	2.3	12.7	14.7	35.8
17091	Pembuatan sampul surat dan kad surat	-32.3	-16.1	-26.0	-25.4	-4.5	-2.7	-5.3	7.0	-23.7	4.2	-30.1	-22.8	-24.6
17092	Pembuatan kertas kegunaan rumah dan pembersih peribadi	-10.6	11.3	-2.7	12.9	11.8	25.4	25.3	17.8	4.8	20.7	4.6	-5.5	-5.8
17093	Pembuatan kertas bergam atau pelekat yang berjalur atau bergulung dan label dan kertas dinding	-19.2	16.9	-3.9	18.1	29.3	28.1	15.6	13.8	9.2	15.3	-8.3	-13.0	9.4
	Industri lain	9.2	9.7	15.0	16.8	1.8	6.3	3.5	3.9	13.6	4.9	11.7	16.2	17.5
181 & 182	Percetakan, aktiviti perkhidmatan berkaitan percetakan dan penerbitan semula media rakaman	-8.3	4.9	3.8	42.7	-15.0	3.5	7.8	22.0	11.6	16.5	1.7	2.5	7.6
18110	Percetakan	-7.4	4.0	-2.4	37.1	-10.9	5.6	15.9	25.4	7.0	21.1	-4.5	-2.8	0.5
18120	Aktiviti perkhidmatan berkaitan percetakan &	-11.9	8.6	30.8	68.2	-32.5	-5.2	-18.7	9.8	31.9	0.1	28.0	24.1	42.8
18200	Penerbitan semula media rakaman													
192 (19201 & 19202)	Pembuatan produk petroleum bertapis	-13.9	36.4	-17.6	59.8	66.8	57.6	36.3	36.3	21.2	39.0	-21.2	-16.8	-14.1
201	Pembuatan kimia asas, baja dan sebatian nitrogen, plastik dan getah sintetik dalam bentuk primer	-14.2	10.3	1.8	10.2	18.3	12.4	2.9	8.0	7.4	4.1	-0.3	4.2	1.6
20111	Pembuatan gas perindustrian atau perubatan bukan organik dalam bentuk cecair atau mampat	-50.1	7.4	-32.9	87.7	112.0	-22.5	-56.8	-28.7	9.9	-41.0	-23.7	-17.0	-54.4
20112	& Pembuatan kimia organik asas	-14.7	10.2	5.8	5.6	22.8	7.6	2.8	8.4	8.2	4.1	0.01	6.24	11.61
20113	Pembuatan sebatian bukan organik													
20121	& Pembuatan baja	-22.8	12.2	-13.3	19.2	0.1	53.7	37.8	22.5	-0.2	31.0	-19.8	-14.7	-5.0
20129	Pembuatan produk campuran nitrogen													
20131	Pembuatan plastik dalam bentuk primer	-6.0	7.5	3.7	7.1	6.1	13.1	-3.3	1.2	5.5	-3.0	5.6	7.5	-1.0
	Industri lain	-3.0	33.6	15.0	28.7	58.1	34.4	56.9	60.6	24.5	58.8	24.2	20.6	3.3
202 & 203	Pembuatan produk kimia lain dan serat buatan manusia	-5.5	20.5	10.5	39.5	10.0	26.6	30.0	32.3	18.6	33.3	5.1	3.3	24.2
20210	Pembuatan racun perosak dan produk agrokimia lain	-6.6	42.3	55.0	62.3	22.8	37.5	61.1	51.3	53.1	53.6	24.5	62.1	92.3
20221	Pembuatan cat, varnis dan penyadur dan mastik	-16.4	44.1	-5.4	119.4	31.1	74.8	59.3	41.4	26.5	56.1	-14.8	-16.9	17.3
20222	Pembuatan dakwat cetak	-34.6	-1.0	-33.2	26.3	17.6	10.5	20.3	15.6	-8.6	17.2	-40.1	-33.2	-24.9
20231	& Pembuatan sabun dan bahan pencuci, penyediaan membersihkan dan mengilat	11.8	13.3	26.1	17.1	2.4	11.3	17.3	34.9	16.0	28.4	28.2	15.1	35.6
20232	Pembuatan pewangi dan penyediaan dandanan diri													
20291	& Pembuatan plat fotografi, filem, sensitized paper dan other sensitized unexposed materials													
20292	& Pembuatan dakwat menulis dan melukis	-8.9	6.5	5.8	17.1	-2.8	7.2	11.3	15.4	9.2	14.2	3.9	4.1	9.5
20299	Pembuatan produk kimia lain t.t.t.l.													
	Industri lain	-17.4	24.8	5.3	82.6	27.8	5.7	1.3	6.1	34.5	2.9	-10.4	-1.2	34.3
210	Pembuatan produk farmaseutikal, kimia perubatan dan botani	16.2	17.1	19.8	12.7	13.9	22.7	13.9	10.7	15.1	12.8	16.7	20.5	21.9
21001	Pembuatan bahan aktif ubat-ubatan untuk digunakan oleh bidang farmakologi dalam pembuatan ubat-ubatan	14.3	21.6	19.9	19.8	23.2	23.3	15.5	8.4	20.3	12.0	18.8	18.2	22.5
	Industri lain	24.6	-1.0	19.2	-16.5	-17.4	20.0	6.3	24.2	-6.2	17.1	6.8	32.8	19.2
221	Pembuatan produk getah	55.2	36.3	92.3	75.0	17.3	-13.3	-27.9	-30.7	77.0	-29.6	95.6	87.4	93.4
22111	Pembuatan tayar getah untuk kenderaan	3.0	32.9	33.8	-6.4	67.1	29.9	19.6	32.8	44.5	-8.2	8.3	12.0	118.0
22112	Pembuatan bunga tayar yang boleh ditukar ganti dan tayar celup	40.9	-8.2	53.2	-26.7	-35.5	9.8	-8.9	6.0	-14.1	3.9	60.2	23.4	85.7
22191	& Pembuatan produk lain daripada getah asli atau sintetik, tidak divulkan, divulkan atau dikeraskan	2.0	-9.6	22.5	-2.4	-28.6	-22.8	-28.3	-6.6	1.3	-13.7	5.3	13.9	55.7
22193	Pengilangan semula getah dan prosesan susu getah													
22192	Pembuatan sarung tangan getah	89.4	47.9	119.6	103.3	24.7	-17.7	-32.8	-37.9	102.8	-35.2	145.7	130.1	99.4
22199	Pembuatan produk getah lain yang t.t.t.l.	27.2	23.8	59.5	46.3	1.6	4.3	-10.6	-6.0	43.5	-6.5	55.0	50.6	73.6
222	Pembuatan produk plastik	2.3	21.0	18.7	31.5	18.0	16.6	6.7	6.6	23.4	6.9	11.2	12.6	33.3
22201	Pembuatan produk plastik separa siap													
22202	& Pembuatan produk plastik siap	12.5	20.9	26.7	27.6	18.5	11.8	-6.1	-3.7	26.5	-4.6	22.9	20.9	36.7
22203	Pembuatan artikel plastik untuk pembungkusan	1.1	28.3	24.9	33.3	26.9	28.2	20.9	38.0	28.7	29.7	14.2	22.5	40.2
22204	Pembuatan barangan plastik jurubina	1.2	60.0	24.4	83.2	68.8	65.8	37.6	27.0	52.6	29.6	9.8	8.6	57.2
22205	Pembuatan pinggan mangkuk, peralatan dapur dan barangan fondas daripada plastik	18.5	52.6	39.3	70.1	37.0	65.6	69.0	59.5	40.3	69.3	44.1	14.1	62.6
22209	Pembuatan pelbagai produk plastik t.t.t.l.	-6.4	6.9	4.4	23.8	2.8	-1.4	-8.8	-24.2	11.8	-17.5	-4.8	-0.3	19.4
231 (23101 & 23102 & 23109)	Pembuatan kaca dan produk kaca	-27.6	-12.1	-23.7	86.1	-32.0	-23.0	-14.2	1.0	-1.9	-1.3	-18.7	-20.4	-30.9

2021														2022					Group Description/Period
Apr.	Mei	Jun	Jul.	Ogo.	Sep.	Okt.	Nov.	Dis.	Jan.	Feb.	Mac	Apr.	Mei	Jun	Jul.				
1,164.8	431.5	-44.5	-49.5	-10.8	-6.1	8.8	16.0	16.1	16.5	11.8	15.4	14.4	24.3	39.9	47.3	Manufacture of products of wood, cork, straw and plaiting materials			
#####	#####	-44.6	-53.0	-9.7	-3.7	16.1	19.9	17.6	13.8	13.8	13.3	14.8	22.3	26.5	42.6	Manufacture of veneer sheets and plywood			
#####	8,146.4	-40.2	-40.3	-7.6	2.1	9.9	22.5	22.3	20.8	14.2	26.4	16.4	25.6	32.6	30.6	Manufacture of particle board and fibreboard			
1,245.5	337.2	-51.8	-52.8	-8.2	-21.6	1.2	4.3	6.4	15.7	1.9	-1.6	2.6	32.4	119.0	91.6	Manufacture of builders' carpentry			
69.2	-21.9	-49.4	-56.3	-25.9	-24.6	-14.1	-4.1	3.2	17.5	8.0	15.1	19.3	20.6	64.2	85.3	Other industry			
62.2	28.2	7.2	4.9	11.9	13.2	13.6	15.9	15.2	16.0	9.1	6.2	11.5	8.3	11.0	13.8	Manufacture of paper and paper products			
352.1	160.4	28.1	16.9	27.9	28.1	29.3	21.6	14.7	31.6	22.8	18.3	24.2	6.5	9.8	14.6	Manufacture of pulp, paper and paperboard			
66.5	19.7	-7.2	-3.8	2.9	3.5	3.9	7.3	9.4	1.9	-2.6	-7.5	0.3	0.6	16.5	10.2	Manufacture of corrugated paper and paperboard and of containers of paper and paperboard			
-9.7	-27.6	-35.1	-7.2	-2.7	-3.5	-3.6	1.4	-5.6	-6.4	-3.1	-6.3	-6.9	8.0	20.3	26.5	Manufacture of envelopes and letter-card			
22.5	12.7	4.8	4.9	11.4	19.1	20.4	33.1	22.8	35.3	20.1	21.3	20.3	21.0	12.3	16.5	Manufacture of household and personal hygiene paper			
5.1	2.8	44.8	25.9	34.9	27.1	27.8	27.2	29.4	15.6	16.1	15.1	28.6	24.1	-3.3	19.3	Manufacture of gummed or adhesive paper in strips or rolls and labels and wall paper			
44.5	9.6	3.1	1.2	0.05	4.0	2.4	2.0	15.5	8.5	0.8	1.1	0.05	1.1	10.8	12.5	Other industry			
169.9	49.2	-20.1	-21.7	-13.3	-10.2	-9.7	9.8	10.4	7.7	6.8	8.9	9.2	12.7	54.5	33.8	Printing, service activities related to printing and reproduction of recorded media			
156.1	43.6	-21.0	-19.5	-8.2	-5.4	-6.3	9.9	13.2	14.8	15.4	17.6	13.4	18.7	51.2	26.8	Printing			
233.3	71.3	-15.8	-31.6	-35.2	-30.6	-24.1	9.2	-0.9	-15.1	-20.4	-21.0	-5.6	-6.9	69.8	71.0	Service activities related to printing			
																Reproduction of recorded media			
46.8	70.9	63.3	75.7	60.8	64.2	64.8	69.1	44.5	46.2	26.0	35.5	23.2	26.5	59.2	51.8	Manufacture of refined petroleum products			
6.9	8.1	15.0	20.2	23.7	11.1	15.4	12.5	9.9	3.1	2.3	3.4	13.3	12.8	-0.5	-2.3	Manufacture of basic chemicals, fertilizer and nitrogen compounds, plastics and synthetic rubber in primary forms			
167.2	72.9	59.6	215.5	116.8	5.5	36.4	20.1	-50.1	-55.3	-62.4	-50.6	-33.2	-23.2	-29.7	-30.6	Manufacture of liquefied or compressed inorganic industrial or medical gases			
-3.60	6.48	13.22	24.3	30.3	13.7	10.4	7.7	5.3	3.1	3.0	2.3	15.0	13.0	-0.5	-2.7	Manufacture of basic organic chemicals			
32.9	26.6	1.4	-3.3	0.7	3.1	62.7	53.1	46.7	50.8	31.2	32.6	18.4	26.4	23.0	36.8	Manufacture of inorganic compounds			
6.4	-0.7	15.0	6.8	8.2	3.4	13.2	10.5	15.4	-5.2	-2.7	-2.1	9.0	6.6	-9.6	-13.7	Manufacture of fertilizers			
30.3	30.5	25.4	43.8	70.8	59.6	23.4	32.8	46.5	64.3	54.7	51.9	55.0	61.9	65.2	59.1	Manufacture of associated nitrogen products			
93.8	32.4	12.2	-4.1	7.4	26.6	25.3	22.6	31.8	33.0	32.9	24.6	30.8	28.3	37.8	47.9	Manufacture of other chemical products and man-made fibres			
100.3	46.6	47.0	26.5	3.1	45.8	61.5	18.0	40.3	62.1	60.3	60.9	55.6	51.2	46.8	36.5	Manufacture of pesticides and other agrochemical products			
337.6	129.8	29.3	-14.4	34.1	72.9	78.1	67.1	79.4	79.3	72.4	33.6	28.5	34.8	66.0	109.1	Manufacture of paints, varnishes and similar coatings ink and			
58.1	11.1	16.5	21.4	22.6	8.9	9.5	8.5	13.5	24.4	21.3	15.6	12.7	18.1	16.3	12.6	Manufacture of printing ink			
66.1	2.7	1.8	-10.2	-0.2	17.8	5.8	10.6	17.8	14.0	18.8	19.0	39.9	28.2	36.0	46.9	Manufacture of soap and detergents, cleaning and polishing preparations			
33.6	18.0	3.0	-1.1	-3.0	-4.3	4.9	6.3	10.6	11.4	10.7	11.9	16.5	15.2	14.4	19.3	Manufacture of perfumes and toilet preparations			
138.8	98.1	41.2	35.7	10.3	38.7	-1.0	5.3	13.3	4.5	3.7	-3.6	-9.8	13.6	13.8	-1.2	Manufacture of photographic plates, films, sensitized paper and other sensitized unexposed materials			
16.2	7.8	13.9	10.4	12.3	19.0	21.7	22.1	24.4	24.0	9.1	9.6	15.4	8.3	8.5	15.9	Manufacture of pharmaceuticals, medicinal chemical and botanical products			
17.8	14.0	26.9	22.8	18.5	28.6	23.9	22.5	23.5	24.6	10.3	12.3	15.6	5.2	4.8	13.2	Manufacture of medicinal active substances to be used for their pharmacological properties in the manufacture of medicaments			
8.2	-19.3	-29.4	-29.3	-9.9	-12.7	12.5	20.5	28.1	21.0	3.2	-2.8	14.6	26.9	30.9	31.1	Other industry			
86.3	73.0	66.0	49.2	5.6	-1.4	-11.3	-11.9	-16.7	-25.8	-26.0	-30.8	-30.5	-30.7	-30.8	-30.5	Manufacture of rubber products			
104.3	-14.3	-44.7	191.8	10.5	1.5	63.2	12.3	13.0	29.1	15.6	15.1	21.7	21.9	62.5	-66.4	Manufacture of rubber tyres for vehicles			
124.8	-27.2	-64.5	-62.3	-10.7	-13.0	17.4	17.7	-5.5	-8.0	-9.3	-9.5	-12.7	-10.2	60.1	52.7	Manufacture of interchangeable tyre treads and retreading rubber tyres			
22.0	-2.5	-18.5	-34.5	-27.3	-22.9	-21.5	-21.9	-25.0	-25.9	-28.5	-30.1	-3.4	-11.9	-4.9	17.5	Manufacture of other products of natural or synthetic rubber, unvulcanized, vulcanized or hardened			
95.6	101.4	114.3	64.1	12.2	2.1	-18.6	-14.4	-19.9	-31.3	-30.5	-35.2	-37.8	-36.5	-39.4	-32.0	Rubber remilling and latex processing			
78.8	46.2	22.9	2.7	2.2	0.1	10.1	2.3	0.6	-10.3	-13.7	-8.0	-4.6	-9.0	-4.7	5.3	Manufacture of rubber gloves			
50.0	31.0	16.9	14.6	20.6	19.0	16.5	16.8	16.3	8.1	6.2	5.9	10.5	4.4	4.6	8.5	Manufacture of other rubber products n.e.c.			
41.0	22.3	21.2	22.9	16.8	15.9	12.1	13.8	9.7	-5.2	-6.6	-6.4	-4.2	-4.2	-2.6	-3.6	Manufacture of plastics products			
58.4	37.3	11.6	26.6	32.7	21.3	25.4	30.5	28.6	19.8	22.6	20.3	35.3	39.4	39.5	29.8	Manufacture of semi-manufactures of plastic products			
87.8	92.6	71.8	57.8	69.9	77.9	65.2	67.9	64.3	45.2	39.6	30.2	28.6	32.4	20.6	19.2	Manufacture of finished plastic products			
119.6	95.7	27.0	-13.2	53.6	92.5	68.2	47.6	81.8	67.7	68.7	70.3	68.9	65.0	45.3	106.3	Manufacture of plastic articles for the packing of goods			
39.7	22.2	11.2	1.2	4.2	2.8	-0.5	-0.8	-2.7	-5.8	-9.7	-10.6	-10.8	-32.5	-30.5	-22.5	Manufacture of builders' plastics ware			
																Manufacture of plastic tableware, kitchenware and toilet articles			
																Manufacture of diverse plastic products n.e.c.			
172.6	94.1	22.4	-33.1	-40.6	-22.3	-27.1	-17.1	-24.9	-22.5	-9.9	-9.8	-7.7	-2.5	18.8	67.3	Manufacture of glass and glass products			

Kod Kumpulan Group code	Keterangan Kumpulan/Tempoh	2020	2021	2021				2022		2021	2022	Jan.	Feb.	Mac
				Q1	Q2	Q3	Q4	Q1	Q2	(Jan. - Jul.)	(Jan. - Jul.)			
239	Pembuatan pengeluaran galian bukan logam f.t.f.l.	-16.7	9.6	7.6	64.1	-14.9	6.1	10.3	23.6	18.7	19.4	3.7	2.5	17.7
23911	Pembuatan mortar refraktori dan konkrit &	-23.5	7.0	21.4	69.9	-40.0	1.3	-6.5	2.9	22.9	5.0	15.9	10.8	41.1
23921	Pembuatan seramik bukan refraktori	-23.9	35.1	27.1	66.8	25.3	29.4	7.4	16.8	40.5	15.6	10.1	12.2	79.9
23930	Pembuatan produk porselin dan seramik lain	-12.4	5.7	15.7	80.0	-32.2	-1.1	6.0	23.3	23.9	18.4	13.3	18.2	15.8
23941	Pembuatan simen hidrolik	-34.1	12.2	-17.1	83.9	1.5	25.4	24.6	40.6	6.1	35.1	-14.3	-21.1	-15.7
23951	Pembuatan konkrit dan mortar siap bancuh dan banchuan kering													
23952	Pembuatan konkrit pratuangan, simen atau artikel batu & buatan yang digunakan dalam pembinaan;													
23953	Pembuatan komponen struktur pasang siap untuk & bangunan atau kejuruteraan awam dari simen, batu atau konkrit buatan	-6.1	6.0	8.1	46.8	-13.6	-0.3	8.2	17.5	15.4	13.6	-0.7	1.8	27.6
23959	Pembuatan artikel konkrit, simen dan plaster lain f.t.f.l.													
23990	Pembuatan produk mineral bukan logam lain f.t.f.l. & Industri lain	-20.2	27.1	27.7	78.1	12.5	11.4	15.0	28.8	40.7	23.2	36.7	14.0	33.5
		-16.3	11.6	18.3	35.9	-20.9	23.6	21.1	38.6	12.7	33.3	1.9	4.9	60.7
241 (24101 & 24102 & 24103 & 24104 & 24109)	Pembuatan besi dan keluli asas	-12.2	9.0	-4.2	56.4	-7.2	14.5	14.4	17.5	6.8	17.3	3.2	-8.2	-7.8
242 (24201 & 24202 & 24209)	Pembuatan logam asas berharga dan logam bukan ferus lain	-11.8	7.0	6.8	47.0	-13.6	5.2	5.7	15.0	11.9	12.4	-3.7	4.3	22.7
243	Pengacuan logam	-11.5	2.0	-20.5	44.5	-18.8	23.8	20.8	24.6	-4.4	25.6	-14.6	-29.7	-16.3
251 & 252	Pembuatan produk struktur logam, tangki, takungan, penjana wap, senjata dan peluru	-18.0	10.5	-0.6	41.6	-0.8	11.9	16.5	22.8	10.7	22.9	-2.7	-1.1	2.1
25113	Pembuatan pintu, tingkap dan bingkai, penutup tingkap & dan pintu pagar daripada logam	-19.6	9.5	-0.7	40.7	0.5	8.6	19.0	25.2	10.4	24.1	-2.7	0.0	1.1
25119	Pembuatan produk struktur logam lain	-12.0	18.3	3.4	49.5	1.4	26.2	12.4	19.7	16.2	22.4	-0.3	1.8	9.2
25120	Pembuatan tangki, takungan dan kontena daripada & logam Industri lain	-23.5	-20.9	-23.6	4.7	-35.3	-22.0	-6.5	-1.2	-16.6	0.6	-15.5	-36.3	-19.5
259	Pembuatan lain-lain produk yang direka daripada logam; aktiviti perkhidmatan kerja logam	-13.7	4.2	0.1	29.3	-15.4	8.3	1.7	15.5	6.5	12.1	-1.2	-2.8	4.7
25910	Tempaan, tekanan, hentakan dan bentuk gelekkan & logam; serbuk metalurgi	-27.1	17.2	-14.6	57.6	20.4	29.7	16.3	24.0	11.5	23.6	-19.2	-20.8	-2.2
25920	Rawatan dan penyalutan logam; menggunakan mesin	-12.6	35.6	32.4	58.5	6.8	50.0	4.4	26.6	34.7	21.1	16.6	25.4	60.2
25991	Pembuatan fin untuk produk makanan dan minuman, tiub dan kotak boleh dilipat	-16.5	-10.9	-16.7	-8.5	-14.7	-2.9	-1.0	0.2	-14.7	1.6	-14.5	-20.2	-15.4
25992	Pembuatan kabel, plaited bands (jalur/pita berpintal) & dan artikel seumpamanya daripada logam	-12.7	0.6	7.9	38.6	-31.4	0.3	-4.9	17.4	9.3	9.1	9.1	5.9	8.8
25993	Pembuatan bolt, skru, nat dan produk uliran & seumpamanya	-28.7	51.7	13.2	156.2	43.5	42.3	2.0	-7.8	60.2	0.0	-12.2	-17.7	84.2
25994	Pembuatan barangan rumah daripada logam	-2.1	5.5	1.5	32.9	-14.4	6.6	5.3	17.1	9.8	15.8	0.6	3.9	-0.1
25999	Pembuatan produk lain yang direka daripada logam & f.t.f.l. Industri lain	-9.1	26.7	17.5	37.1	18.8	34.0	30.3	11.1	25.5	20.7	13.4	-6.7	49.7
261	Pembuatan komponen dan papan elektronik	2.2	19.2	13.8	25.6	15.9	22.7	23.1	36.7	16.5	29.4	6.2	14.4	21.5
26101	Pembuatan diod, transistor dan alatan semikonduktor & yang seumpamanya	2.9	16.6	10.5	22.4	12.3	21.9	34.3	43.3	14.3	37.0	5.0	10.1	17.1
26102	Pembuatan litar elektronik bersepadu dengan & pemasangan mikro													
26103	Pembuatan kapasitor dan perintang elektrik &													
26104	Pembuatan papan litar bercetak &	-0.6	23.0	16.9	30.2	22.2	24.2	6.5	27.3	19.0	18.1	6.7	19.1	25.7
26105	Pembuatan komponen paparan													
26109	Pembuatan komponen lain untuk aplikasi elektronik	32.3	22.1	45.2	31.0	4.8	18.5	28.3	32.4	29.2	31.0	30.0	44.9	62.9
262 (26201 & 26202)	Pembuatan komputer dan kelengkapan peranti	-4.6	4.5	7.9	48.5	-27.3	2.7	11.5	10.6	18.0	10.5	4.7	1.3	18.4
263/ 26300	Pembuatan peralatan komunikasi	-2.0	-15.5	1.1	-13.1	-34.6	-12.0	-12.4	4.9	-12.7	-4.4	2.1	3.1	-1.7
264/ 26400	Pembuatan peralatan elektronik pengguna	-10.4	8.3	10.0	53.1	-20.8	14.2	14.5	16.6	12.3	21.1	7.6	12.6	10.0
265	Pembuatan kelengkapan mengukur, menguji, memandu arah dan kawalan; jam tangan dan jam	9.8	8.0	14.7	-0.2	-6.5	25.0	34.9	37.4	1.2	38.8	15.5	13.0	15.3
26511	Pembuatan kelengkapan mengukur, menguji, memandu & arah dan kawalan	11.4	5.0	12.8	-5.1	-8.3	21.7	37.6	37.2	-2.3	40.0	15.2	10.2	12.3
26512	Pembuatan kelengkapan kawalan proses perindustrian													
26520	Pembuatan jam tangan dan jam dan bahagiannya	-2.5	33.7	29.4	49.0	9.6	50.4	16.4	38.8	32.9	30.8	18.1	32.6	39.6
266/ 26600	Pembuatan peralatan penyinaran, perubatan elektro dan elektroterapeutik	-1.2	24.7	27.8	58.4	28.5	-9.8	-49.3	-39.4	42.2	-44.3	40.2	22.2	21.4

2021															2022															Group Description/Period
Apr.	Mei	Jun	Jul.	Ogo.	Sep.	Okt.	Nov.	Dis.	Jan.	Feb.	Mac	Apr.	Mei	Jun	Jul.	Apr.	Mei	Jun	Jul.											
324.7	72.5	-13.8	-22.4	-12.9	-9.5	1.5	8.4	7.8	9.3	10.3	11.4	16.1	13.1	47.1	44.4	Manufacture of non-metallic mineral products n.e.c.														
																Manufacture of refractory mortars and concretes														
163.3	79.7	5.4	-56.9	-37.4	-26.6	2.3	5.1	-2.8	-6.9	-6.1	-6.4	-6.9	-17.5	47.7	137.5	Manufacture of non-refractory ceramic														
112.5	75.8	26.4	19.5	22.1	33.4	35.3	36.2	18.4	7.6	7.4	7.1	8.5	10.0	35.0	42.2	Manufacture of other porcelain and ceramic products														
718.2	108.4	-26.0	-34.7	-31.2	-30.8	-8.9	2.1	3.2	1.3	7.3	9.4	11.5	10.5	60.3	59.5	Manufacture of hydraulic cement														
627.6	105.3	-11.2	-17.3	-0.2	22.4	29.9	27.9	19.4	24.6	24.2	24.9	29.6	34.1	62.3	60.2	Manufacture of ready-mix and dry-mix concrete and mortars														
																Manufacture of precast concrete, cement or artificial stone articles for use in construction														
254.2	42.7	-15.6	-18.5	-9.4	-13.1	-7.3	-0.4	6.1	9.6	6.7	8.2	16.7	7.8	30.0	23.1	Manufacture of prefabricated structural components for building or civil engineering of cement, concrete or artificial stone														
																Manufacture of other articles of concrete, cement and plaster														
206.8	83.7	16.3	11.7	16.7	9.4	8.9	19.4	6.7	9.6	18.1	17.6	22.5	15.5	51.7	35.4	Manufacture of other non-metallic mineral products n.e.c.														
168.3	50.8	-30.7	-42.8	-22.4	7.4	16.3	33.3	21.7	25.2	20.3	18.2	11.5	47.2	73.8	79.7	Other industry														
286.1	120.7	-32.5	-36.9	-2.6	14.4	12.9	16.8	13.8	12.4	13.9	17.1	8.9	15.2	34.2	30.9	Manufacture of basic iron and steel														
219.6	82.3	-29.9	-36.0	-8.2	0.9	3.3	4.4	7.7	6.3	4.9	6.0	11.9	10.5	25.6	38.5	Manufacture of basic precious and other non-ferrous metals														
211.5	36.0	-22.8	-41.7	-8.9	-5.2	9.2	26.8	37.0	16.4	20.9	25.2	9.2	10.4	76.6	51.5	Casting of metals														
159.3	25.9	-3.8	-16.8	-0.4	15.0	14.6	12.6	8.9	18.1	17.1	14.2	8.3	11.5	58.0	51.2	Manufacture of structural metal products, tanks, reservoirs, steam generators, weapons and ammunition														
																Manufacture of metal doors, windows and their frames, shutters and gates														
165.7	28.2	-13.3	-14.4	-3.2	19.4	12.2	10.0	4.4	20.7	18.8	17.1	5.2	12.2	77.7	42.1	Manufacture of other structural metal products														
148.1	25.1	23.5	-19.7	13.8	10.2	28.2	24.1	26.5	14.3	13.2	9.6	19.3	12.3	27.4	80.1	Manufacture of tanks, reservoirs and containers of metal														
119.2	-6.9	-32.0	-39.0	-37.6	-29.2	-28.0	-19.2	-19.1	-11.0	8.0	-13.0	-13.3	-10.6	26.9	39.6	Other industry														
103.8	30.0	-19.0	-25.9	-18.9	-1.9	8.2	11.2	5.9	2.0	0.8	2.4	4.6	4.9	48.2	47.6	Manufacture of other fabricated metal products; metal working service activities														
																Forging, pressing, stamping and roll-forming of metal; powder metallurgy														
88.7	74.3	18.0	24.1	8.4	29.3	38.8	48.7	9.7	11.6	20.8	17.0	16.6	11.2	50.1	49.3	Treatment and coating of metals; machining														
190.4	30.6	11.8	-12.5	9.4	23.3	52.7	55.5	42.6	11.0	-0.9	3.5	11.3	19.8	57.4	80.9	Manufacture of tins and cans for food products, collapsible tubes and boxes														
-4.8	-4.1	-16.0	-25.7	-15.9	-2.8	-5.5	-1.5	-1.6	-0.3	-1.2	-1.6	-1.2	-3.3	5.1	17.7	Manufacture of metal cable, plaited bands and similar articles														
193.8	46.3	-34.5	-44.2	-34.7	-15.7	-0.9	1.9	-0.1	-4.4	-8.2	-2.2	6.6	0.5	70.5	57.0	Manufacture of bolts, screws, nuts and similar threaded products														
265.7	206.5	24.3	59.4	39.1	33.5	38.7	52.2	36.9	27.7	15.2	-20.6	-28.8	-23.3	75.4	21.3	Manufacture of metal household articles														
159.1	15.4	-25.8	-23.2	-19.7	-0.8	7.4	5.8	6.5	3.7	7.1	5.2	-1.2	12.1	62.3	53.7	Manufacture of any other fabricated metal products n.e.c.														
117.2	26.8	-2.6	16.6	21.9	17.8	28.0	38.0	36.1	37.5	43.5	14.3	6.4	3.0	27.6	23.9	Other industry														
68.7	23.0	3.4	3.4	17.2	27.4	23.3	21.3	24.5	9.7	21.5	37.5	31.0	39.3	39.7	28.3	Manufacture of electronic components and boards														
																Manufacture of diodes, transistors and similar semiconductor devices														
57.3	17.6	5.1	5.9	14.5	16.6	24.3	20.7	20.9	14.8	35.5	52.8	41.7	44.1	44.1	28.0	Manufacture of electronic integrated circuits micro assemblies														
																Manufacture of electrical capacitors and resistors														
86.7	31.5	0.8	0.6	22.6	44.3	22.5	22.6	30.5	-0.3	2.5	16.7	15.3	32.9	33.6	28.3	Manufacture of printed circuit boards														
																Manufacture of display components														
90.4	26.6	5.4	-6.2	-1.2	21.4	15.1	16.7	23.7	34.2	21.0	29.4	30.5	32.9	33.6	35.1	Manufacture of other components for electronic applications														
100.6	59.5	9.2	-18.4	-14.7	-47.8	1.6	0.9	5.6	17.3	17.1	1.2	16.9	6.7	6.8	6.5	Manufacture of computers and peripheral equipment														
5.5	-20.3	-18.6	-44.9	-34.7	-23.4	-10.9	-7.0	-17.6	-23.5	-15.6	2.3	2.8	11.8	1.4	-1.7	Manufacture of communication equipment														
162.7	109.8	-9.6	-46.4	-9.1	-8.4	6.5	27.9	9.9	13.9	4.9	24.6	25.1	10.8	13.5	74.5	Manufacture of consumer electronics														
51.1	-5.5	-20.9	-25.0	-9.7	18.5	18.8	27.4	28.3	37.9	31.4	34.3	24.1	32.7	53.9	55.8	Manufacture of measuring, testing, navigating and control equipment; watches and clocks														
																Manufacture of measuring, testing, navigating and control equipment														
46.1	-10.9	-25.1	-28.3	-11.1	18.9	15.5	20.5	27.7	39.4	35.0	37.6	22.4	31.7	55.7	56.4	Manufacture of industrial process control equipment														
91.8	54.1	20.5	7.5	4.9	15.5	41.9	79.8	33.9	25.4	10.2	13.2	34.4	39.1	42.6	52.3	Manufacture of watches and clocks and parts														
74.4	38.6	63.8	42.0	12.1	31.3	45.8	-34.2	-41.0	-55.6	-46.2	-45.3	-28.3	-43.6	-44.6	-44.9	Manufacture of irradiation, electromedical and electrotherapeutic equipment														

Kod Kumpulan Group code	Keterangan Kumpulan/Tempoh	2020	2021	2021				2022		2021	2022	Jan.	Feb.	Mar
				Q1	Q2	Q3	Q4	Q1	Q2	(Jan. - Jul.)	(Jan. - Jul.)			
267 (26701 & 26702) & 268 (26800)	Pembuatan peralatan optikal, kelengkapan fotografi, media magnetik dan optikal	4.2	18.7	24.3	34.6	-12.6	35.9	33.7	36.2	17.8	43.8	22.3	21.5	29.9
271	Pembuatan motor elektrik, penjana, transformer dan perkakasan pengagihan dan pengawalan elektrik	-1.1	21.4	9.3	47.5	6.7	28.4	37.9	36.0	20.4	40.2	7.8	0.4	20.1
	27101 Pembuatan motor elektrik, penjana dan transformer	12.3	13.1	16.4	30.4	-1.6	13.2	25.6	27.1	17.4	26.6	16.4	9.9	22.7
	27102 Pembuatan perkakasan pengagihan dan pengawalan	-8.2	26.7	5.6	59.5	12.3	38.5	45.1	41.1	22.2	48.2	3.3	-4.4	18.6
272/ 27200	Pembuatan bateri dan akumulator	14.9	-3.7	-6.2	-13.2	-2.1	7.3	25.8	12.8	-10.6	19.8	-3.1	-17.3	2.3
273	Pembuatan pendawaian dan peranti pendawaian	-16.9	26.2	8.5	79.1	15.4	21.2	12.3	6.0	31.6	8.5	1.1	7.2	19.1
	27310 Pembuatan kabel gantian optikal	-11.2	35.4	6.4	31.6	40.2	61.7	33.9	48.7	23.3	35.5	14.8	-7.5	13.2
	27320 Pembuatan wayar dan kabel elektronik dan elektrik lain	-17.8	24.2	7.9	77.3	12.5	18.8	11.0	5.4	29.9	8.0	0.6	8.0	16.6
	27330 Pembuatan alatan pendawaian pembawa dan bukan pembawa arus untuk litar elektrik (tanpa mengira jenis bahan)	-2.8	54.9	19.7	135.2	51.0	43.6	22.1	-1.1	63.2	5.1	2.8	2.4	68.4
274/ 27400	Pembuatan kelengkapan pencahayaan elektrik	47.5	-2.8	30.5	-7.1	-29.0	15.1	28.5	28.0	-10.5	33.1	27.2	20.4	44.3
275/ 27500	Pembuatan perkakasan domestik	-8.1	9.5	-5.2	49.7	-4.7	13.3	7.6	12.3	11.5	10.7	-6.3	-2.6	-6.7
279/ 27900	Pembuatan kelengkapan elektrik lain	7.4	17.7	20.5	34.1	3.5	17.8	16.7	-2.9	20.6	6.1	22.1	16.3	23.0
281 & 282	Pembuatan jentera kegunaan umum dan kegunaan khas	-0.3	16.2	5.7	35.1	6.8	19.1	9.3	4.6	14.3	8.3	3.7	4.3	9.3
	28120 Pembuatan alat-alat kuasa bendalir													
	& 28130 Pembuatan pam, pemampat, kepala paip dan injap lain	-20.4	25.9	-10.8	87.7	19.8	32.5	-14.7	-1.4	17.5	0.0	-45.1	1.9	15.2
	28180 Pembuatan alatan tangan yang menggunakan kuasa dilengkapkan dengan motor elektrik atau bukan motor elektrik atau pneumatik	11.2	27.7	22.4	44.3	15.7	29.6	-3.3	-1.4	29.0	-1.6	18.9	21.2	27.7
	28220 Pembuatan jentera pembentukan logam dan alatan mesin													
	28192 Pembuatan mesin penyaman udara, termasuk untuk kenderaan bermotor	19.4	17.8	24.8	30.4	0.04	20.1	10.9	3.2	14.7	9.5	33.5	18.7	22.4
	28290 Pembuatan lain-lain mesin bertujuan khas t.t.t.l. Industri lain	-10.1	-11.4	-30.1	-3.0	-7.6	-3.8	28.5	15.6	-16.2	22.2	-29.2	-34.7	-25.9
		-12.1	21.7	6.0	55.8	13.1	20.6	16.6	7.5	23.7	11.6	1.5	8.3	8.0
291 (29101 & 29102)	Pembuatan kenderaan bermotor	4.8	5.8	18.0	74.3	-29.9	7.0	5.8	21.0	19.1	14.7	8.5	10.6	38.7
292/ 29200	Pembuatan kerangka (coachwork) untuk kenderaan bermotor; pembuatan treler dan semi treler	51.2	19.7	50.8	29.3	-26.0	44.1	29.7	19.2	20.4	24.5	38.7	28.1	88.9
293/ 29300	Pembuatan alat ganti dan aksesori untuk kenderaan bermotor	2.1	5.4	24.0	31.4	-22.9	1.8	2.7	19.1	16.6	15.3	7.1	15.1	55.4
301 (30110 & 30120)	Pembinaan kapal dan bot	-20.5	50.7	12.7	353.5	44.1	26.6	7.2	2.6	68.7	5.8	6.8	29.0	5.8
302, 303, 304 & 309	Pembuatan lokomotif keretapi, rolling stock, kapal angkasa dan udara, jentera berkaitan, kenderaan tempur ketenteraan, dan kelengkapan pengangkutan t.t.t.l.	-9.3	-5.9	-6.1	11.3	-25.1	-0.7	0.4	19.3	-3.7	13.4	-9.7	-16.2	8.5
	30910 Pembuatan motosikal	-32.1	-13.2	-41.4	76.1	-18.3	-5.9	-11.4	21.2	-15.2	10.9	-42.6	-50.3	-28.8
	30920 Pembuatan basikal dan invalid carriages Industri lain	26.1	3.4	71.1	10.1	-28.4	-6.5	2.3	40.1	18.0	27.3	69.1	18.3	149.3
		-6.2	-6.6	-0.4	-5.3	-26.0	4.9	5.1	8.7	-5.7	8.0	-8.1	5.3	2.9
310	Pembuatan perabot	-7.3	-5.7	5.1	33.7	-39.0	-2.9	6.7	18.9	1.0	16.8	4.3	2.0	8.9
	31001 Pembuatan perabot kayu dan rotan Industri lain	-7.8	-21.9	-4.0	19.1	-54.3	-27.5	-11.9	2.7	-9.3	-1.2	-4.8	-3.6	-3.6
		-6.2	26.3	26.8	58.0	-9.9	43.7	40.3	39.3	22.3	44.3	24.4	14.2	45.0
321 (32110 & 32120)	Pembuatan barang kemas, bijouterie dan artikel berkaitan	-12.1	1.9	1.8	132.8	-52.2	-6.7	-8.1	19.0	23.7	15.9	7.3	-3.3	1.1
322, 325 & 329	Pembuatan instrumen muzik, peralatan dan bekalan perubatan dan pergigian dan pembuatan lain t.t.t.l.	3.5	7.0	2.7	14.3	-2.0	14.2	13.1	13.6	5.7	14.7	-6.9	0.8	16.4
	32901 Pembuatan alat tulis Industri lain	2.6	12.7	16.0	35.3	-4.2	7.3	-4.0	1.0	19.0	4.5	4.0	12.9	31.9
		3.8	5.2	-1.4	7.9	-1.3	16.3	19.4	18.5	1.5	18.5	-10.1	-2.9	11.0
323/ 32300	Pembuatan barangan sukan	20.9	-26.7	2.4	-22.5	-51.8	-26.6	-1.4	-12.0	-19.7	-2.0	6.1	-9.7	12.0
324/ 32400	Pembuatan permainan dan mainan	-31.3	3.8	-14.2	47.8	-17.8	16.0	27.9	16.7	4.0	18.1	-30.8	-25.8	17.9
331 & 332	Pembaikan pemasangan produk logam, jentera, kelengkapan dan pemasangan jentera perindustrian dan kelengkapan	-11.3	0.04	0.6	29.8	-24.8	8.3	6.1	10.1	2.7	8.2	-1.4	-0.9	3.8
	33150 Pembaikan dan penyelenggaraan kelengkapan pengangkutan kecuali motosikal dan basikal Industri lain	4.1	6.2	68.0	13.0	-29.6	8.4	13.1	24.6	14.4	19.4	113.1	39.4	61.4
		-17.1	-2.8	-16.1	39.8	-22.0	8.3	2.6	3.1	-2.2	2.7	-22.8	-11.5	-13.4
Jumlah Pembuatan		-2.1	15.5	8.5	33.9	6.4	16.5	12.8	17.4	16.9	16.3	4.1	6.4	15.3

2021														2022				Group Description/Period
Apr.	Mei	Jun	Jul.	Ogo.	Sep.	Okt.	Nov.	Dis.	Jan.	Feb.	Mac	Apr.	Mei	Jun	Jul.			
128.3	18.5	7.3	-30.0	-15.3	7.6	39.4	28.1	40.1	22.9	25.0	54.7	29.2	33.4	44.3	110.9	Manufacture of optical instruments, photographic equipment, magnetic and optical media		
126.1	37.9	14.3	-8.1	10.6	17.8	20.4	25.5	40.0	30.5	41.3	42.2	34.7	33.7	39.5	60.9	Manufacture of electric motors, generators, transformers and electricity distribution and control apparatus		
96.5	21.5	1.9	-7.4	-1.2	4.3	4.1	8.2	28.1	25.7	23.2	27.6	29.4	26.3	25.4	27.7	Manufacture of electric motors, generators and transformers		
147.6	48.6	23.0	-8.6	18.9	26.5	31.4	36.8	47.9	33.3	52.0	50.6	37.8	37.6	47.7	84.3	Manufacture of electricity distribution and control apparatus		
1.9	-25.2	-13.2	-12.1	1.7	4.9	1.2	13.9	8.2	13.4	34.2	33.7	3.7	22.9	12.6	25.6	Manufacture of batteries and accumulators		
173.6	86.3	30.3	9.0	16.2	21.0	20.5	22.9	20.3	13.5	11.9	11.4	13.6	2.6	1.6	5.3	Manufacture of wiring and wiring devices		
76.7	43.2	-3.3	56.4	29.0	37.9	51.2	52.3	81.8	22.6	41.1	39.3	49.9	48.8	47.2	9.5	Manufacture of fibre optic cables		
167.9	86.7	28.4	4.9	13.6	19.2	17.5	20.3	18.7	12.5	10.5	9.9	13.2	1.4	1.5	7.1	Manufacture of other electronic and electric wires and cables		
412.4	99.4	77.8	57.3	52.9	42.3	60.5	53.4	18.8	25.4	21.3	19.8	5.6	2.5	-9.9	-16.1	Manufacture of current-carrying and non current-carrying wiring devices for electrical circuits regardless of material		
123.5	6.4	-46.5	-61.0	-8.0	1.3	20.5	22.4	1.9	12.3	38.8	35.6	13.5	35.9	36.2	69.8	Manufacture of electric lighting equipment		
75.0	97.8	8.5	-10.5	-2.9	-0.5	6.6	13.2	20.5	14.2	-3.7	12.3	13.4	11.6	11.8	15.4	Manufacture of domestic appliances		
150.5	22.1	0.9	-9.0	4.0	15.4	10.2	15.5	28.6	8.9	21.8	20.2	-3.5	-2.7	-2.6	5.5	Manufacture of other electrical equipment		
98.8	37.5	1.4	-13.2	16.7	18.9	19.0	20.7	17.6	16.6	7.3	4.4	4.5	4.4	4.8	18.9	Manufacture of general-purpose and special-purpose machinery		
214.8	88.3	27.1	-27.8	44.1	43.0	40.1	31.0	26.4	37.3	-24.5	-34.1	-3.8	-10.6	10.9	74.4	Manufacture of fluid power equipment		
173.9	25.1	8.8	7.4	20.2	21.2	32.5	25.6	30.6	-1.7	-3.5	-4.8	-0.4	-1.6	-2.2	2.2	Manufacture of other pumps, compressors, taps and valves		
75.3	55.0	-5.8	-41.2	23.5	24.1	22.1	18.2	20.1	8.7	13.5	10.6	8.9	4.8	-3.6	34.5	Manufacture of power-driven hand tools with self-contained electric or non-electric motor or pneumatic drives		
4.6	2.6	-11.5	-13.3	-5.9	-3.2	-6.0	10.4	-12.6	41.1	22.1	23.2	10.8	20.1	16.5	28.6	Manufacture of metal-forming machinery and machine tools		
173.9	50.2	9.2	4.4	14.4	20.4	15.3	22.3	24.3	29.9	13.0	8.0	3.4	6.6	12.7	11.1	Manufacture of air-conditioning machines, including for motor vehicles		
5,886.0	132.3	-43.4	-39.9	-38.1	-10.6	9.3	7.7	-2.6	9.7	6.6	1.1	3.1	10.8	68.0	28.9	Manufacture of other special-purpose machinery n.e.c.		
313.6	38.2	-43.3	-45.0	-30.5	4.0	53.9	41.2	30.2	27.4	28.2	32.6	13.6	19.8	28.1	28.0	Other industry		
149.9	33.2	-22.0	-28.6	-23.4	-15.9	1.4	3.4	-3.6	3.5	1.1	3.5	5.6	10.8	48.6	51.2	Manufacture of motor vehicles		
3,010.1	1,743.3	70.5	25.1	53.2	52.5	29.3	29.7	20.3	10.4	4.7	6.5	4.0	1.4	1.8	11.5	Manufacture of bodies (coachwork) for motor vehicles; manufacture of trailers and semi-trailers		
148.1	-8.8	-29.1	-32.3	-22.9	-20.3	-6.5	0.2	3.8	-0.9	2.7	-0.1	7.9	18.0	38.0	50.8	Manufacture of parts and accessories for motor vehicles		
530.0	63.0	-14.0	-21.4	-17.8	-15.5	-14.3	1.2	-5.5	-11.2	-10.7	-12.2	5.9	12.7	58.0	74.0	Building of ships and boats		
231.1	7.7	-57.8	-55.4	-17.9	-12.0	-11.3	-7.0	-1.0	-5.7	12.3	3.5	10.3	20.3	157.6	123.3	Manufacture of railway locomotives, rolling stock, air and spacecraft, related machinery, military fighting vehicles and transport equipment n.e.c		
74.0	-34.1	-20.9	-23.9	-27.4	-26.4	-0.1	3.5	11.2	6.8	5.0	3.6	7.7	19.9	0.9	17.6	Manufacture of motorcycles		
956.3	54.5	-45.0	-60.8	-38.6	-17.8	-9.8	1.0	0.2	8.0	5.8	6.2	18.8	10.8	30.2	82.8	Manufacture of bicycles and invalid carriages		
883.6	63.7	-54.8	-67.0	-52.1	-43.9	-37.5	-22.2	-22.4	-9.6	-14.5	-11.6	-2.3	-8.7	25.6	73.5	Other industry		
1,065.6	44.4	-24.6	-48.9	-12.9	31.5	44.2	44.1	42.9	38.1	43.0	40.1	45.6	35.3	35.9	94.3	Manufacture of furniture		
1,088.1	212.0	-26.3	-70.1	-64.9	-23.4	-14.3	-1.2	-4.5	-7.9	-7.8	-8.6	-8.7	9.3	94.9	253.3	Manufacture of wooden and cane furniture		
79.5	7.4	-15.4	-8.1	-2.5	4.7	15.1	13.0	14.4	15.0	14.4	10.0	11.0	9.5	21.2	23.4	Other furniture		
148.7	32.8	-10.2	-12.1	2.3	-2.6	4.9	5.3	11.6	0.3	-1.1	-10.0	-5.8	-4.3	15.2	48.6	Manufacture of jewellery, bijouterie and related articles		
62.4	-0.2	-17.2	-6.8	-4.0	6.6	18.3	15.4	15.2	20.1	19.9	18.3	17.4	15.0	23.5	15.5	Manufacture of musical instruments, medical and dental instruments and supplies and other manufacturing n.e.c.		
15.7	-20.7	-48.3	-57.4	-53.4	-44.3	-42.4	-26.8	-6.3	1.2	1.3	-5.9	-7.7	-24.2	-1.5	47.0	Manufacture of stationery		
1,148.4	53.5	-60.6	-22.9	-36.5	6.0	16.4	17.8	13.8	48.7	48.9	-0.7	7.9	5.8	74.3	-10.5	Other stationery		
219.4	52.7	-36.5	-36.6	-29.3	-8.5	1.8	9.8	13.7	9.6	2.4	6.1	9.4	9.0	12.3	10.5	Manufacture of sports goods		
153.6	25.7	-43.9	-52.1	-34.2	1.9	-2.5	6.7	23.2	7.1	9.5	20.6	23.5	25.4	25.7	28.8	Manufacture of games and toys		
270.1	69.1	-32.5	-25.3	-26.7	-14.1	4.2	11.4	9.1	10.9	-0.6	-2.0	2.0	1.7	6.2	2.0	Repair of fabricated metal products, machinery and equipment and installation of industrial machinery and equipment		
72.5	37.2	6.5	0.6	6.8	11.6	15.3	18.8	15.5	13.1	11.2	13.9	13.2	15.7	23.4	23.8	Repair and maintenance of transport equipment except motorcycles and bicycles		
																Other industry		
																Total Manufacturing		

Jadual Table **1.4C** : Nilai Jualan Sektor Pembuatan Mengikut Kumpulan: Perubahan Peratusan Bulanan/Suku Tahunan
 : Sales Value of Manufacturing Sector by Group: Monthly/Quarterly Percentage Change

Kod Kumpulan Group code	Keterangan Kumpulan/Tempoh	2021				2022						
		Q1	Q2	Q3	Q4	Q1	Q2	Jan.	Feb.	Mac	Apr.	Mei
101	Pemprosesan dan pengawetan daging	-1.7	0.6	9.6	4.4	0.3	2.1	9.4	-7.5	-0.8	-0.9	6.4
102	Pemprosesan dan pengawetan ikan, krustasea dan moluska	2.5	-3.9	-10.4	6.8	-7.1	-0.02	2.3	-7.0	5.0	-1.9	-7.2
	10201 Pengetinan ikan, krustasea dan moluska &											
	10202 Pemprosesan dan pengawetan ikan, krustasea dan moluska	1.9	-3.5	-11.0	6.3	-7.2	0.4	1.6	-7.3	5.3	-1.4	-7.5
	Industri lain	15.1	-12.7	2.4	17.3	-5.8	-6.6	19.1	-2.7	-0.7	-10.9	-1.0
103	Pemprosesan dan pengawetan buah-buahan dan sayur - sayuran	8.7	-12.0	-17.3	10.5	6.0	-0.7	12.7	-3.7	2.3	-1.7	-14.6
	10303 Pengetinan nanas &											
	10304 Pembuatan jem, marmalad dan sajian jeli	44.8	-27.4	-8.6	4.3	-7.7	2.7	6.8	31.4	-15.1	-3.6	-30.0
	Industri lain	1.3	-7.4	-19.4	12.1	9.4	-1.4	14.2	-12.2	8.6	-1.2	-10.4
104	Pembuatan minyak dan lemak daripada sayuran dan haiwan	-23.6	47.8	0.1	4.7	-20.8	41.6	-15.6	-2.5	-2.4	44.8	0.6
	10404 Pembuatan minyak sayuran mentah dan bertapis &											
	10406 Pembuatan sebatian lemak masakan	-1.0	15.4	8.7	-11.8	-2.8	28.7	-0.9	-1.6	7.6	10.3	0.3
	10405 Pembuatan minyak kelapa	-2.9	-29.2	-4.9	38.3	15.7	-3.3	-2.3	-5.7	-1.6	-21.6	9.6
	Industri lain	-26.3	53.5	-0.8	6.4	-22.8	43.6	-17.4	-2.6	-3.8	51.0	0.6
105	Pembuatan produk tenusu	1.7	4.4	-0.4	5.3	3.9	3.2	7.3	-1.5	2.5	3.4	-2.7
	10502 Pembuatan susu pekat, tepung dan sejat	1.4	5.4	0.0	5.3	4.1	3.7	7.5	-1.9	2.7	4.0	-2.6
	Industri lain	5.0	-6.0	-5.4	4.5	2.0	-4.4	5.2	2.5	-0.1	-4.1	-3.6
106	Pembuatan produk bijian, kanji dan produk berkanji	13.4	10.2	-4.2	8.4	8.8	10.3	11.2	2.2	7.4	6.9	-7.0
	10611 Pengilangan beras	10.2	33.2	-4.4	8.0	9.9	18.0	13.7	6.2	2.5	29.3	-3.5
	10613 Pengilangan tepung	16.2	-4.0	-4.3	8.3	9.1	3.4	10.0	-1.0	12.2	-7.1	-10.0
	Industri lain	7.0	-10.7	0.9	15.0	-10.4	3.8	6.1	10.2	-7.8	-3.9	-10.9
107	Pembuatan produk makanan lain	9.6	-1.8	-1.8	5.6	2.5	4.8	4.9	5.4	-0.2	-0.8	-7.4
	10711 Pembuatan biskut dan cookies	-7.3	-7.5	-10.8	44.6	17.9	6.1	-13.8	-4.7	9.8	18.4	-37.4
	10712 Pembuatan roti, kek dan produk bakeri lain	14.9	-0.4	-2.2	-8.6	0.7	13.3	7.9	28.1	-22.9	3.4	4.1
	10713 Pembuatan produk snek	-0.6	-1.8	-8.6	24.8	5.5	4.5	-1.0	-2.7	6.4	4.7	-13.3
	10721 Pembuatan gula	15.2	-6.1	2.5	11.3	-7.7	-5.2	2.1	13.8	-0.1	-3.2	-17.9
	10731 Pembuatan produk koko	-1.6	-10.3	-4.7	7.7	1.3	-6.5	3.6	3.0	-13.8	2.6	-4.8
	10732 Pembuatan coklat dan produk coklat &											
	10733 Pembuatan konfeksi gula	10.2	3.3	-4.1	3.3	6.3	7.0	6.0	-7.7	19.9	-0.4	-9.8
	10793 Pembuatan sos dan bahan perasa	8.4	-2.4	-6.6	25.8	-5.2	-4.9	8.9	-4.1	-3.0	2.6	-1.0
	10799 Pembuatan produk makanan lain t.t.t.l.	10.6	-0.9	9.4	4.8	10.6	4.4	3.5	2.8	8.0	-6.6	-2.1
	Industri lain	11.3	-4.1	0.1	8.2	-2.1	3.1	10.0	-3.2	13.0	-11.2	-7.1
108/ 10800	Pembuatan makanan haiwan tersedia	5.3	35.7	4.4	-1.4	1.7	18.8	-3.7	1.3	25.9	14.9	1.8
110	Pembuatan minuman ringan	16.2	-22.7	-2.1	32.6	5.9	-5.1	8.8	0.1	7.0	-4.3	-18.2
	11041 Pembuatan minuman ringan	19.2	-13.7	17.4	7.7	0.8	-10.1	9.8	0.2	4.0	0.6	-24.0
	11042 Pengeluaran air mineral semulajadi dan minuman lain yang dibotolkan	13.7	-7.3	8.5	-0.7	3.4	-3.9	3.8	13.1	8.2	0.8	-22.1
	Industri lain	12.7	-40.5	-48.0	183.8	16.0	2.2	8.8	-3.5	11.0	-12.8	-7.3
120/ 12000	Pembuatan produk tembakau	-2.4	-38.9	-55.2	316.2	-8.1	-22.9	-9.9	-5.8	16.9	-19.2	-16.5
131	Pemintalan, penenunan dan penyiapan tekstil	0.6	4.7	-18.4	20.6	4.5	-3.0	-1.4	-1.1	5.3	-0.1	-2.4
	13110 Penyediaan dan pemintalan gentian tekstil &											
	13120 Penenunan tekstil	3.1	10.0	-27.9	23.8	10.0	-4.1	-1.4	-0.2	4.1	4.6	1.3
	13132 Pewarnaan, pelunturan, percetakan dan penyiapan akhir benang dan fabrik	-5.4	-11.0	14.1	14.9	-8.4	0.2	-0.8	-2.8	8.9	-13.9	-15.8
	Industri lain	-24.8	-4.3	67.1	-11.5	-22.6	-1.9	-9.1	-25.0	9.6	-0.2	-0.8
139	Pembuatan tekstil lain	3.7	1.1	15.7	7.9	-2.0	-0.6	-0.1	-5.1	11.7	-4.8	-2.3
	13910 Pembuatan fabrik dikait dan dikrusye	0.4	-3.0	7.1	9.7	-4.5	-2.3	-4.2	-4.4	13.7	-12.7	1.5
	Industri lain	7.6	5.6	24.2	6.4	0.2	0.9	4.6	-5.9	9.6	4.1	-5.8
141	Pembuatan pakaian, kecuali pakaian berbulu	-4.3	-14.3	3.4	17.9	-1.2	-10.0	-5.3	-3.0	-4.4	-5.5	-6.5
	14102 Pembuatan pakaian	-4.5	-12.4	5.9	13.8	-3.0	-9.7	-5.9	-3.1	-3.9	-4.8	-7.5
	Industri lain	-3.2	-27.1	-17.9	62.6	12.1	-11.7	-1.0	-2.7	-8.2	-10.8	1.3
142 & 143	Pembuatan artikel daripada kulit bulu dan pakaian yang dikait dan dikrusye	-1.0	-7.5	-25.3	43.3	-7.0	-10.7	-5.3	0.3	-1.6	12.1	1.3
151 (15110 & 15120)	Penyamakan dan pembersihan kulit, pembuatan bagasi, beg tangan, pelana dan abah-abah pembersihan dan pewarnaan bulu	4.5	-28.0	-8.7	74.2	2.0	-18.9	3.7	-4.5	5.9	-14.7	-5.0
152	Pembuatan kasut	7.5	-31.7	-17.9	40.0	4.2	-10.7	-0.1	-7.1	0.1	-18.9	-13.3
	15201 Pembuatan kasut kulit &											
	15203 Pembuatan kasut getah	7.3	-36.8	-19.2	56.7	0.9	-11.3	3.3	-8.6	9.4	-25.3	-19.8
	Industri lain	7.9	-23.7	-16.2	19.1	9.5	-9.8	-4.7	-4.8	-13.0	-7.5	-3.8
161/ 16100	Pengilangan dan pengetaman kayu	1.3	-35.9	8.9	44.6	9.0	-31.0	-5.0	-6.9	15.3	-19.9	-25.9

Kod Kumpulan Group code	Keterangan Kumpulan/Tempoh	2021				2022						
		Q1	Q2	Q3	Q4	Q1	Q2	Jan.	Feb.	Mac	Apr.	Mei
162	Pembuatan produk daripada kayu, gabus, jerami dan bahan jalinan lain	5.9	-40.7	14.6	57.9	6.8	-36.0	2.3	-4.4	9.3	-22.6	-35.4
16211	Pembuatan kepingan venier dan papan lapis	8.3	-42.8	17.2	62.5	4.3	-39.6	0.5	-3.9	12.7	-27.2	-37.7
16212	Pembuatan papan partikel dan papan gentian	3.4	-35.0	21.9	44.2	5.5	-33.5	3.2	-7.5	9.1	-16.2	-33.0
16221	Pertukangan kayu untuk jurubina	6.0	-48.0	7.0	76.5	7.3	-34.0	2.9	0.9	2.7	-23.8	-37.2
	Industri lain	2.6	-38.2	-8.5	63.7	22.7	-29.0	7.1	-4.5	2.5	-16.8	-30.6
170	Pembuatan kertas dan produk kertas	7.6	3.3	1.4	4.2	0.9	3.4	2.9	0.9	15.4	-2.1	-6.4
17010	Pembuatan pulpa, kertas dan kertas tebal	5.4	5.5	3.5	5.9	7.2	-3.3	-0.1	-0.1	14.3	-1.9	-0.8
17020	Pembuatan kertas gelugur dan kertas tebal dan bekas daripada kertas dan kertas tebal	7.7	-0.6	1.7	6.3	-9.7	7.7	2.8	-0.4	18.3	-0.2	-9.8
17091	Pembuatan sampul surat dan kad surat	-1.1	-3.9	0.2	2.0	-3.7	8.6	-5.5	-3.3	12.9	-10.5	3.7
17092	Pembuatan kertas kegunaan rumah dan pembersih peribadi	12.1	5.8	0.4	5.3	12.0	-0.5	-1.2	4.5	13.3	-0.7	-8.8
17093	Pembuatan kertas bergam atau pelekat yang berjalur atau bergulung dan label dan kertas dinding	19.8	15.4	1.8	-9.0	8.1	13.7	8.8	6.3	22.9	-12.9	-3.1
	Industri lain	5.8	-2.4	-3.3	6.4	3.1	-2.1	18.1	-4.3	-0.6	1.3	-0.2
181 & 182	Percetakan, aktiviti perkhidmatan berkaitan percetakan dan penerbitan semula media rakaman	-0.3	-18.5	0.9	26.2	3.8	-7.7	2.4	-3.9	-2.5	-0.2	-12.0
18110	Percetakan	-5.4	-16.2	9.2	22.0	3.8	-9.4	-2.5	-4.3	-0.5	0.4	-13.4
18120	Aktiviti perkhidmatan berkaitan percetakan &	21.3	-26.0	-29.7	50.2	4.0	-0.1	22.1	-2.7	-8.9	-2.3	-7.1
18200	Penerbitan semula media rakaman											
192 (19201 & 19202)	Pembuatan produk petroleum bertapis	6.2	32.0	8.7	3.4	-8.2	32.0	3.7	-10.4	5.3	30.9	2.6
201	Pembuatan kimia asas, baja dan sebatian nitrogen, plastik dan getah sintetik dalam bentuk primer	15.5	-15.0	12.0	2.2	5.7	-10.8	3.0	-1.2	4.2	-22.8	2.4
20111	Pembuatan gas perindustrian atau perubatan bukan organik dalam bentuk cecair atau mampat	74.4	-2.4	-26.4	-38.1	-2.7	60.8	3.8	-3.4	-33.5	23.2	2.2
20112	Pembuatan kimia organik asas &	14.6	-19.9	20.9	-3.1	9.5	-15.5	0.3	-0.9	3.8	-30.5	9.5
20113	Pembuatan sebatian bukan organik &	22.5	-1.3	-13.0	46.2	9.8	-12.3	1.8	8.0	5.6	-0.5	-8.8
20121	Pembuatan baja &	10.3	-13.0	7.5	9.5	-5.6	-8.9	6.2	-3.5	10.0	-21.7	-3.1
20129	Pembuatan produk campuran nitrogen &	21.8	-0.1	23.8	-10.8	42.2	2.3	15.8	2.1	4.2	0.5	-7.2
20131	Pembuatan plastik dalam bentuk primer & Industri lain											
202 & 203	Pembuatan produk kimia lain dan serat buatan manusia	6.3	-4.5	6.6	17.0	9.1	-2.7	3.5	-2.4	12.6	-7.46	-6.0
20210	Pembuatan racun perosak dan produk agrokimia lain	13.7	-6.5	4.6	23.7	33.1	-12.2	3.2	-3.8	9.0	-3.9	-14.8
20221	Pembuatan cat, varnis dan penyadur dan mastik	15.3	5.5	0.9	42.4	5.0	-6.3	4.6	-1.5	30.1	-0.4	-7.6
20222	Pembuatan dakwat cetak	7.6	3.1	-6.2	6.3	17.1	-1.0	5.0	-2.4	5.7	6.4	-11.9
20231	Pembuatan sabun dan bahan pencuci, penyediaan & membersihkan dan mengilat	2.8	-12.7	18.5	4.6	8.4	0.4	3.5	-4.4	10.4	-17.8	-4.7
20232	Pembuatan pewangi dan penyediaan dandanan diri											
20291	Pembuatan plat fotografi, filem, sensitized paper dan other & sensitized unexposed materials	0.1	-2.0	-3.3	13.0	4.0	1.5	2.0	0.0	1.8	-1.4	-1.8
20292	Pembuatan dakwat menulis dan melukis &	12.1	3.9	14.1	-20.5	7.5	8.8	8.7	3.5	8.8	-5.8	2.2
20299	Pembuatan produk kimia lain t.t.t.l. & Industri lain											
210	Pembuatan produk farmaseutikal, kimia perubatan dan botani	8.1	6.8	6.4	-0.1	0.4	3.7	5.6	6.1	8.0	-4.5	-3.8
21001	Pembuatan bahan aktif ubat-ubatan untuk digunakan oleh bidang farmakologi dalam pembuatan ubat-ubatan & Industri lain	10.2	10.3	3.9	-2.4	3.3	3.5	8.3	4.6	7.6	-1.7	-2.1
		-1.1	-10.3	21.3	11.5	-12.4	4.9	-6.3	13.5	9.8	-17.5	-12.9
221	Pembuatan produk getah	20.1	18.1	-26.3	-17.0	-0.3	13.7	10.1	-7.6	47.5	0.2	-7.9
22111	Pembuatan tayar getah untuk kenderaan	-8.4	-13.7	118.9	-25.0	-15.6	-4.2	-13.2	6.8	7.3	-2.6	-18.6
22112	Pembuatan bunga tayar yang boleh ditukar ganti dan tayar celup	5.7	-10.7	-8.0	26.6	-12.4	3.9	7.5	-8.7	10.7	0.9	-6.5
22191	Pembuatan produk lain daripada getah asli atau sintetik, & tidak divulkan, divulkan atau dikeraskan	-1.8	-6.8	-21.2	7.1	-8.8	21.4	-6.6	-1.8	13.7	-11.8	-7.5
22193	Pengilangan semula getah dan prosesan susu getah											
22192	Pembuatan sarung tangan getah	27.7	25.5	-34.3	-21.8	4.3	15.9	15.3	-9.9	60.9	1.6	-7.3
22199	Pembuatan produk getah lain yang t.t.t.l.	8.9	-0.2	-9.8	6.4	-6.6	4.9	7.4	-2.2	8.6	-0.1	-9.8
222	Pembuatan produk plastik	6.7	9.5	-1.3	1.0	-2.3	9.4	3.4	-2.6	11.9	5.9	-5.2
22201	Pembuatan produk plastik separa siap &	10.6	12.4	-4.6	-5.7	-7.1	15.3	7.8	-3.3	10.8	7.2	-3.4
22202	Pembuatan produk plastik siap											
22203	Pembuatan artikel plastik untuk pembungkusan barangan	8.1	5.9	8.2	3.5	1.9	21.0	9.1	-5.8	9.1	5.3	-5.1
22204	Pembuatan barangan plastik jurubina	17.2	26.6	14.1	-2.1	-2.7	16.8	9.6	-9.6	40.3	4.9	-4.6
22205	Pembuatan pinggan mangkuk, peralatan dapur dan barangan tandas daripada plastik	10.4	19.4	6.9	17.5	12.6	12.7	15.2	-13.5	27.3	9.2	-7.8
22209	Pembuatan pelbagai produk plastik t.t.t.l.	0.9	6.4	-9.4	1.3	-6.7	-11.6	-7.4	3.9	10.3	4.5	-6.4
231 (23101 & 23102 & 23109)	Pembuatan kaca dan produk kaca	6.8	-23.8	-33.9	43.0	19.0	-10.2	-0.2	-6.3	1.5	-11.6	-6.3

2021			2022											Group Description/Period
Jun	Jul.	Ogo.	Sep.	Okt.	Nov.	Dis.	Jan.	Feb.	Mac	Apr.	Mei	Jun	Jul.	
-14.0	-4.6	72.3	18.6	12.9	11.5	3.2	2.7	-8.3	12.9	-23.3	-29.8	-3.3	0.4	Manufacture of products of wood, cork, straw and plaiting materials
-6.1	-13.4	85.1	21.7	11.3	14.0	2.3	-2.7	-3.9	12.2	-26.2	-33.6	-2.9	-2.4	Manufacture of veneer sheets and plywood
-12.5	6.4	51.1	25.7	3.8	8.8	4.6	2.0	-12.5	20.8	-22.8	-27.7	-7.7	4.8	Manufacture of particle board and fibreboard
-40.0	18.8	93.8	-4.1	46.4	3.4	4.1	11.8	-11.0	-0.9	-20.6	-19.0	-0.8	3.9	Manufacture of builders' carpentry
-23.2	-14.8	69.5	5.6	22.2	16.8	2.0	22.0	-12.2	9.3	-13.8	-29.8	4.5	-3.8	Other industry
0.2	-1.7	7.1	1.7	2.3	0.01	-4.6	3.6	-5.1	12.4	2.8	-9.1	2.7	0.8	Manufacture of paper and paper products
-2.4	-0.5	9.6	-0.8	11.5	-9.9	-2.4	14.6	-6.8	10.1	3.0	-14.9	0.5	3.9	Manufacture of pulp, paper and paperboard
-13.3	10.3	7.5	1.5	5.8	0.6	-9.6	-4.2	-4.8	12.4	8.1	-9.5	0.4	4.3	Manufacture of corrugated paper and paperboard and of containers of paper and paperboard
-6.3	-1.8	4.2	7.3	-2.0	-3.5	1.2	-6.2	0.1	9.1	-11.0	20.2	4.4	3.3	Manufacture of envelopes and letter-card
9.0	-8.7	6.8	7.5	-8.0	10.2	0.1	8.9	-7.3	14.4	-1.5	-8.3	1.2	-5.3	Manufacture of household and personal hygiene paper
49.3	-22.1	7.5	-6.1	-7.1	0.4	-1.6	-2.8	6.8	21.9	-2.7	-6.4	16.4	-3.8	Manufacture of gummed or adhesive paper in strips or rolls and labels and wall paper
-5.1	-1.2	-1.0	6.2	1.9	0.7	0.2	11.0	-11.0	-0.3	0.3	0.8	4.1	0.3	Other industry
-26.4	16.6	16.7	3.8	1.2	23.1	1.2	-0.1	-4.7	-0.6	0.1	-9.2	0.8	1.0	Printing, service activities related to printing and reproduction of recorded media
-20.8	19.1	18.9	3.2	-0.5	19.4	2.1	-1.1	-3.8	1.4	-3.2	-9.4	0.8	-0.2	Printing
-44.7	5.1	5.0	7.8	11.0	42.3	-2.9	4.7	-8.9	-9.5	16.8	-8.4	0.8	5.8	Service activities related to printing
														Reproduction of recorded media
-1.6	11.9	-2.3	-3.3	0.8	12.4	-6.5	4.9	-22.8	13.2	19.0	5.3	23.9	6.7	Manufacture of refined petroleum products
17.4	1.8	3.1	-10.6	1.7	4.9	11.5	-3.4	-1.9	5.3	-15.3	1.9	3.5	0.02	Manufacture of basic chemicals, fertilizer and nitrogen compounds, plastics and synthetic rubber in primary forms
16.9	-1.2	-33.2	-49.1	2.8	8.1	36.2	-7.0	-18.7	-12.7	66.5	17.5	6.9	-2.5	Manufacture of liquefied or compressed inorganic industrial or medical gases
17.6	6.2	7.6	-15.0	-3.4	6.6	14.0	-1.8	-0.9	3.1	-21.8	7.5	3.5	3.9	Manufacture of basic organic chemicals
-2.6	-11.1	3.5	1.3	39.1	-1.1	11.4	4.7	-6.0	6.7	-11.1	-2.6	-5.2	-1.1	Manufacture of inorganic compounds
24.1	-3.7	-2.1	-1.7	7.3	2.7	6.5	-12.8	-1.0	10.7	-12.8	-5.3	5.3	-8.0	Manufacture of fertilizers
2.9	12.9	19.5	-6.7	-21.7	12.5	11.6	29.9	-3.8	2.3	2.6	-3.1	5.0	8.8	Manufacture of associated nitrogen products
1.0	-6.7	15.6	14.2	-0.1	1.1	6.1	4.4	-2.5	5.6	-2.9	-7.8	8.5	0.2	Manufacture of other chemical products and man-made fibres
10.7	-1.1	4.8	3.5	9.7	4.1	16.8	19.2	-4.9	9.4	-7.1	-17.2	7.5	-8.0	Manufacture of pesticides and other agrochemical products
-16.0	-24.0	56.0	32.0	5.7	-2.2	7.1	4.5	-5.2	0.8	-4.2	-3.0	3.4	-4.3	Manufacture of paints, varnishes and similar coatings ink and
7.1	-2.4	-1.2	-10.1	6.3	10.5	2.5	15.1	-4.8	0.6	3.8	-7.6	5.4	-5.5	Manufacture of printing ink
13.3	-3.8	14.1	15.4	-11.1	1.2	6.7	0.1	-0.3	10.6	-3.4	-12.7	20.3	3.9	Manufacture of soap and detergents, cleaning and polishing preparations
-1.8	-0.3	-1.3	-1.0	11.6	4.2	-1.2	2.8	-0.6	2.9	2.6	-2.9	-2.4	3.9	Manufacture of perfumes and toilet preparations
5.2	22.7	-20.3	10.5	-18.2	-8.0	12.4	0.2	2.8	1.1	-11.9	28.8	5.4	6.6	Manufacture of photographic plates, films, sensitized paper and other sensitized unexposed materials
21.3	-9.2	4.4	5.0	-2.5	-1.4	-3.5	5.3	-6.7	8.5	0.6	-9.8	21.6	-3.0	Manufacture of pharmaceuticals, medicinal chemical and botanical products
20.9	-10.0	1.4	5.7	-4.0	-1.5	-4.5	9.2	-7.4	9.5	1.2	-10.9	20.4	-2.8	Manufacture of medicinal active substances to be used for their pharmacological properties in the manufacture of medicaments
24.0	-3.8	21.3	1.5	4.6	-1.2	0.6	-11.5	-3.2	3.5	-2.8	-3.5	27.9	-3.7	Other industry
0.1	-6.4	-28.5	-0.5	-1.4	-4.5	-4.2	-2.0	-7.8	38.1	0.5	-8.0	-0.1	-5.9	Manufacture of rubber products
-17.5	365.6	-61.8	-6.5	56.1	-32.9	-0.3	-0.8	-4.4	6.8	3.0	-18.5	10.0	-3.7	Manufacture of rubber tyres for vehicles
-33.3	3.3	29.2	5.2	16.6	7.2	-21.3	4.7	-10.0	10.5	-2.6	-3.8	19.0	-1.5	Manufacture of interchangeable tyre treads and retreading rubber tyres
8.8	-20.9	-7.1	4.9	8.7	-3.2	0.01	-7.8	-5.2	11.0	22.01	-15.56	17.37	-2.29	Manufacture of other products of natural or synthetic rubber, unvulcanized, vulcanized or hardened
-0.2	-17.5	-27.1	-0.9	-9.8	-0.3	-5.1	-1.0	-8.9	50.0	-2.5	-5.3	-4.7	-7.4	Rubber remilling and latex processing
6.1	-10.9	0.4	1.7	8.9	-3.6	-3.4	-4.2	-5.9	15.8	3.6	-14.0	11.1	-1.5	Manufacture of rubber gloves
1.3	-2.5	4.7	-2.6	0.3	0.9	1.0	-3.9	-4.4	11.6	10.5	-10.4	1.5	1.1	Manufacture of other rubber products n.e.c.
4.4	-3.6	-4.0	-0.2	-3.2	-1.6	-0.2	-6.9	-4.6	11.0	9.7	-3.4	6.1	-4.6	Manufacture of plastics products
0.7	8.7	6.0	-8.9	5.7	3.9	-1.2	1.6	-3.6	7.1	18.5	-2.2	0.7	1.2	Manufacture of semi-manufactures of plastic products
11.7	-1.8	8.7	10.8	-11.2	0.6	0.1	-3.1	-13.1	30.8	3.6	-1.8	1.8	-2.9	Manufacture of finished plastic products
10.9	-20.7	39.5	6.6	4.3	-10.3	16.3	6.3	-13.0	28.5	8.3	-9.9	-2.4	12.6	Manufacture of plastic articles for the packing of goods
-4.2	-6.7	5.0	-2.8	-1.0	3.9	-0.1	-10.4	-0.4	9.2	4.2	-29.2	-1.4	4.0	Manufacture of builders' plastics ware
														Manufacture of plastic tableware, kitchenware and toilet articles
														Manufacture of diverse plastic products n.e.c.
-27.2	-18.5	-7.9	29.8	6.0	24.5	2.0	3.0	9.0	1.6	-9.6	-1.1	-11.2	14.7	Manufacture of glass and glass products

Kod Kumpulan Group code	Keterangan Kumpulan/Tempoh	2021				2022						
		Q1	Q2	Q3	Q4	Q1	Q2	Jan.	Feb.	Mac	Apr.	Mei
239	Pembuatan pengeluaran galian bukan logam t.t.t.l.	5.9	-20.0	-7.0	34.5	10.2	-10.4	3.2	-6.0	5.0	-10.4	-8.1
23911	Pembuatan mortar refraktori dan konkrit &	20.3	-30.6	-39.8	101.5	11.1	-23.6	8.5	-7.2	5.7	-22.2	-2.2
23921	Pembuatan seramik bukan refraktori											
23930	Pembuatan produk porselin dan seramik lain	16.9	-3.2	-3.0	17.8	-3.0	5.3	6.8	0.3	-2.1	4.2	-0.5
23941	Pembuatan simen hidraulik	1.2	-18.9	-21.6	53.8	8.4	-5.7	-1.1	-2.4	4.0	-5.5	-9.9
23951	Pembuatan konkrit dan mortar siap bancuh dan bancuhan kering	5.1	-17.9	5.9	37.1	4.4	-7.3	-1.5	-6.3	6.3	-11.8	-4.9
23952	Pembuatan konkrit pratuangan, simen atau artikel batu buatan yang digunakan dalam pembinaan;											
23953	Pembuatan komponen struktur pasang siap untuk bangunan atau kejuruteraan awam dari simen, batu atau konkrit buatan	2.5	-21.2	-0.9	24.4	11.3	-14.4	3.3	-8.0	4.0	-11.0	-9.3
23959	Pembuatan artikel konkrit, simen dan plaster lain t.t.t.l.											
23990	Pembuatan produk mineral bukan logam lain t.t.t.l. Industri lain	19.4	-16.6	3.9	7.8	23.2	-6.6	18.5	-8.3	9.6	-14.0	-2.8
		22.1	-25.9	-5.3	44.2	19.7	-15.2	9.9	-0.6	9.8	-9.8	-26.5
241 (24101 & 24102 & 24103 & 24104 & 24109)	Pembuatan besi dan keluli asas	-4.0	-20.7	15.6	30.1	-4.0	-18.6	4.6	-13.0	2.6	0.2	-18.3
242 (24201 & 24202 & 24209)	Pembuatan logam asas berharga dan logam bukan ferus lain	0.2	-23.8	2.4	34.6	0.7	-17.1	-1.8	2.3	0.0	-6.8	-20.0
243	Pengacuan logam	-0.9	3.0	-9.9	34.7	-3.3	6.2	5.4	-7.5	7.7	21.8	-6.9
251 & 252	Pembuatan produk struktur logam, tangki, takungan, penjana wap, senjata dan peluru	5.1	-13.0	-5.7	29.8	9.4	-8.3	2.8	-11.9	3.5	0.5	-6.0
25113	Pembuatan pintu, tingkap dan bingkai, penutup tingkap & dan pintu pagar daripada logam	6.4	-17.4	-0.8	24.6	16.6	-13.1	3.4	-13.4	3.6	0.2	-7.2
25119	Pembuatan produk struktur logam lain											
25120	Pembuatan tangki, takungan dan kontena daripada logam Industri lain	3.9	0.1	-16.3	45.0	-7.4	6.6	2.1	-4.9	0.7	2.6	-3.1
		-13.2	-15.0	-15.5	25.1	4.1	-10.2	-4.4	-28.4	29.1	-10.3	-4.0
259	Pembuatan lain-lain produk yang direka daripada logam; aktiviti perkhidmatan kerja logam	7.2	-11.6	-16.6	37.0	0.7	0.4	3.3	-5.2	1.3	6.8	-11.3
25910	Tempaan, tekanan, hentakan dan bentuk gelekkan logam; serbuk metalurgi	18.3	-4.4	-11.0	28.7	6.1	2.0	-1.1	-10.3	10.6	0.5	-0.2
25920	Rawatan dan penyalutan logam; menggunakan mesin	40.1	-15.9	-11.9	44.5	-2.5	2.0	23.4	5.1	6.4	-4.0	-19.0
25991	Pembuatan tin untuk produk makanan dan minuman, tiub dan kotak boleh dilipat	-3.9	-10.9	-3.1	17.1	-2.1	-9.9	-1.0	-8.7	-0.9	-1.1	-10.5
25992	Pembuatan kabel, plaited bands (jalur/pita berpintal) dan artikel seumpamanya daripada logam											
25993	Pembuatan bolt, skru, nat dan produk uliran seumpamanya	8.3	-22.5	-23.6	56.3	2.7	-4.2	6.3	-4.3	-2.5	-4.8	0.4
25994	Pembuatan barangan rumah daripada logam	54.9	11.3	-17.6	0.1	11.0	0.6	14.9	1.8	71.0	1.2	-5.4
25999	Pembuatan produk lain yang direka daripada logam t.t.t.l. Industri lain	-2.7	5.6	-22.4	33.6	-3.8	17.4	-4.1	-3.3	-2.3	49.8	-30.8
		11.6	11.4	-6.8	15.6	8.5	-5.0	18.1	-23.9	42.4	11.3	-9.2
261	Pembuatan komponen dan papan elektronik	4.2	-7.9	20.8	5.9	4.5	2.3	-0.4	0.6	2.8	-11.8	-2.9
26101	Pembuatan diod, transistor dan alatan semikonduktor & yang seumpamanya											
26102	Pembuatan litar elektronik bersepadu dengan pemasangan mikro	0.8	-7.1	16.4	11.8	11.0	-0.8	-1.0	-5.4	4.2	-10.0	-3.9
26103	Pembuatan kapasitor dan perintang elektrik &											
26104	Pembuatan papan litar bercetak	10.8	-10.0	28.2	-2.8	-5.0	7.6	1.5	10.2	0.4	-14.4	-2.1
26105	Pembuatan komponen paparan											
26109	Pembuatan komponen lain untuk aplikasi elektronik	-9.9	3.8	10.8	14.3	-2.5	7.2	-12.0	-1.0	10.5	-8.6	6.9
262 (26201 & 26202)	Pembuatan komputer dan kelengkapan peranti	-2.0	12.4	-29.7	32.7	6.4	11.5	-7.7	8.6	6.2	20.1	-23.9
263/ 26300	Pembuatan peralatan komunikasi	-3.5	-19.8	-4.9	19.6	-4.0	-4.0	-4.5	-10.6	5.8	-26.4	-5.1
264/ 26400	Pembuatan peralatan elektronik pengguna	-4.1	-9.9	2.5	28.9	-3.9	-8.3	-2.4	-0.4	0.3	-7.6	-4.7
265	Pembuatan kelengkapan mengukur, menguji, memandu arah dan kawalan; jam tangan dan jam	-6.7	-13.1	24.8	23.6	0.7	-11.5	-3.4	-28.3	13.1	-11.1	-3.9
26511	Pembuatan kelengkapan mengukur, menguji, memandu arah dan kawalan	-7.8	-14.2	27.3	20.9	4.2	-14.5	-3.5	-31.1	14.4	-11.7	-3.5
26512	Pembuatan kelengkapan kawalan proses perindustrian											
26520	Pembuatan jam tangan dan jam dan bahagiannya	1.8	-5.2	8.5	43.7	-21.2	13.1	-2.4	-5.0	4.9	-7.1	-6.1
266/ 26600	Pembuatan peralatan penyinaran, perubatan elektro dan elektroterapeutik	18.4	9.9	2.3	-32.2	-33.5	31.3	20.3	-16.0	9.4	-1.5	-4.2

2021			2022											Group Description/Period
Jun	Jul.	Ogo.	Sep.	Okt.	Nov.	Dis.	Jan.	Feb.	Mac	Apr.	Mei	Jun	Jul.	
-20.7	2.1	12.8	5.0	13.5	13.3	4.2	4.7	-5.1	6.1	-6.6	-10.5	3.1	0.2	Manufacture of non-metallic mineral products n.e.c. <i>Manufacture of refractory mortars and concretes</i>
-31.8	-44.5	49.4	21.1	40.9	15.6	7.7	3.9	-6.5	5.3	-22.6	-13.4	22.2	-10.8	<i>Manufacture of non-refractory ceramic</i>
-16.6	-5.8	19.5	9.8	3.4	2.3	-0.2	-2.9	0.1	-2.4	5.5	0.9	2.3	-0.7	<i>Manufacture of other porcelain and ceramic products</i>
-30.0	0.6	5.6	1.6	32.7	17.3	2.8	-2.9	3.3	6.0	-3.7	-10.7	1.5	0.1	<i>Manufacture of hydraulic cement</i>
-16.9	0.6	20.7	19.6	6.0	13.7	-0.3	2.8	-6.6	6.9	-8.4	-1.6	0.6	-0.7	<i>Manufacture of ready-mix and dry-mix concrete and mortars</i>
														<i>Manufacture of precast concrete, cement or artificial stone articles for use in construction</i>
-16.5	8.7	11.1	-1.4	7.2	14.9	8.7	6.6	-10.5	5.4	-4.0	-16.2	0.7	3.0	<i>Manufacture of prefabricated structural components for building or civil engineering of cement, concrete or artificial stone</i>
-12.9	11.7	4.5	0.8	6.1	0.2	-1.6	21.7	-1.2	9.2	-10.4	-8.4	14.4	-0.3	<i>Manufacture of other articles of concrete, cement and plaster</i>
-19.8	-5.2	38.0	12.9	11.8	10.4	4.8	13.0	-4.5	7.9	-15.0	-3.0	-5.2	-2.0	<i>Manufacture of other non-metallic mineral products n.e.c.</i> <i>Other industry</i>
-22.6	-4.2	58.8	31.4	-1.6	-1.7	-0.5	3.4	-11.9	5.5	-6.8	-13.5	-9.9	-6.6	Manufacture of basic iron and steel
-20.8	-9.4	52.1	19.6	4.2	2.5	3.0	-3.0	0.9	1.1	-1.7	-21.0	-10.0	-0.1	Manufacture of basic precious and other non-ferrous metals
-41.2	-0.1	45.5	12.0	6.2	4.8	8.0	-10.4	-3.9	11.5	6.3	-5.8	-6.0	-14.4	Casting of metals
-24.1	-2.2	21.7	12.5	7.8	3.1	8.8	11.5	-12.7	1.0	-4.7	-3.2	7.5	-6.4	Manufacture of structural metal products, tanks, reservoirs , steam generators , weapons and ammunition
-34.3	16.7	15.1	20.1	1.4	1.5	10.7	19.7	-14.8	2.1	-10.0	-1.0	4.1	-6.7	<i>Manufacture of metal doors, windows and their frames, shutters and gates</i>
														<i>Manufacture of other structural metal products</i>
2.3	-34.0	43.4	-5.8	28.1	5.9	5.1	-7.8	-5.8	-2.5	11.7	-8.7	16.0	-6.6	<i>Manufacture of tanks, reservoirs and containers of metal</i>
-22.0	-5.9	6.1	11.7	1.8	16.3	3.3	5.2	-13.1	3.9	-10.6	-1.1	10.8	3.6	<i>Other industry</i>
-30.1	-4.0	13.6	21.5	11.5	4.0	5.0	-0.4	-6.3	2.8	9.2	-11.0	-1.3	-4.4	Manufacture of other fabricated metal products; metal working service activities
-22.5	-0.1	0.8	17.4	8.2	8.4	3.7	0.5	-2.9	7.1	0.2	-4.9	4.7	-0.6	<i>Forging, pressing, stamping and roll-forming of metal; powder metallurgy</i>
-16.7	-11.9	24.9	14.8	20.1	3.7	1.4	-3.9	-6.2	11.1	3.2	-12.8	9.5	1.3	<i>Treatment and coating of metals; machining</i>
1.8	-14.7	15.0	17.3	-3.6	5.0	4.7	0.2	-9.5	-1.3	-0.7	-12.4	10.6	-4.4	<i>Manufacture of fins and cans for food products, collapsible tubes and boxes</i>
-48.2	-1.5	20.8	28.7	20.9	3.1	6.6	1.7	-8.1	3.9	3.7	-5.3	-12.1	-9.3	<i>Manufacture of metal cable, plaited bands and similar articles</i> <i>Manufacture of bolts, screws, nuts and similar threaded products</i>
-54.7	58.2	-4.9	-1.5	-1.4	5.0	2.9	7.2	-8.2	18.0	-9.3	1.9	3.6	9.3	<i>Manufacture of metal household articles</i>
-30.4	1.7	8.8	24.7	9.4	2.1	5.8	-6.6	-0.1	-4.1	40.6	-21.5	0.8	-3.7	<i>Manufacture of any other fabricated metal products n.e.c.</i>
-20.5	10.4	5.6	-3.3	13.3	3.7	0.1	19.3	-20.6	13.4	3.6	-12.1	-1.5	7.2	<i>Other industry</i>
12.9	2.9	7.5	12.5	-5.1	-2.9	9.0	-12.3	11.4	16.3	-15.9	3.2	13.3	-5.6	Manufacture of electronic components and boards
15.8	3.4	1.2	8.4	5.3	-2.6	6.5	-6.0	11.7	17.4	-16.6	-2.3	15.8	-8.2	<i>Manufacture of diodes, transistors and similar semiconductor devices</i>
														<i>Manufacture of electronic integrated circuits micro assemblies</i>
														<i>Manufacture of electrical capacitors and resistors</i>
9.4	3.1	16.9	17.2	-17.8	-3.6	13.3	-22.5	13.3	14.2	-15.5	12.8	10.0	-1.0	<i>Manufacture of printed circuit boards</i>
														<i>Manufacture of display components</i>
6.0	-10.2	12.2	21.4	-5.2	1.6	5.2	-4.5	-10.7	18.2	-7.9	8.9	6.5	-9.2	<i>Manufacture of other components for electronic applications</i>
13.7	-16.7	-7.1	-32.0	91.6	-13.8	9.8	2.5	8.4	-8.2	38.7	-30.5	13.8	-16.9	Manufacture of computers and peripheral equipment
39.3	-29.9	5.0	24.6	1.9	0.9	-0.4	-11.4	-1.3	28.2	-26.0	3.2	26.3	-32.1	Manufacture of communication equipment
2.1	-32.9	71.8	9.3	7.0	1.7	-8.4	1.2	-8.4	19.1	-7.3	-15.6	4.6	3.2	Manufacture of consumer electronics
12.8	-2.4	21.6	12.8	-1.5	-0.6	29.5	3.8	-31.6	15.6	-17.9	2.8	30.9	-1.1	Manufacture of measuring, testing, navigating and control equipment; watches and clocks
12.5	-1.9	25.3	11.2	-4.7	-2.4	37.6	5.3	-33.3	16.7	-21.4	3.8	33.1	-1.5	<i>Manufacture of measuring, testing, navigating and control equipment</i>
14.7	-5.1	-2.7	26.2	22.5	9.5	-12.0	-8.6	-16.5	7.8	10.3	-2.8	17.6	1.3	<i>Manufacture of industrial process control equipment</i> <i>Manufacture of watches and clocks and parts</i>
45.3	-10.1	-20.6	18.8	6.6	-58.5	3.8	-9.5	1.8	11.1	29.1	-24.6	42.7	-10.6	Manufacture of irradiation, electromedical and electrotherapeutic equipment

Kod Kumpulan Group code	Keterangan Kumpulan/Tempoh	2021				2022						
		Q1	Q2	Q3	Q4	Q1	Q2	Jan.	Feb.	Mac	Apr.	Mei
267 (26701 & 26702) & 268 (26800)	Pembuatan peralatan optikal, kelengkapan fotografi, media magnetik dan optikal	-10.0	3.5	-3.2	50.7	-11.5	5.4	-2.8	-5.3	-4.5	8.2	-12.7
271	Pembuatan motor elektrik, penjana, transformer dan perkakasan pengagihan dan pengawalan elektrik	-4.2	10.6	4.0	16.5	2.9	9.1	1.2	-10.8	16.1	8.9	-10.7
	27101 Pembuatan motor elektrik, penjana dan transformer	-11.4	8.2	7.6	9.7	-1.7	9.5	-6.3	-10.9	15.1	8.5	-14.8
	27102 Pembuatan perkakasan pengagihan dan pengawalan	0.6	12.1	1.9	20.6	5.4	8.9	6.2	-10.8	16.8	9.1	-8.3
272/ 27200	Pembuatan bateri dan akumulator	-21.9	25.2	20.8	-9.1	-8.5	12.2	5.4	-26.4	8.7	22.4	-6.7
273	Pembuatan pendawaian dan peranti pendawaian	-2.9	7.7	3.6	11.9	-10.0	1.6	0.7	-6.0	2.1	8.7	-2.9
	27310 Pembuatan kabel gantian optikal	3.4	-0.1	36.1	15.1	-14.4	10.9	10.6	-13.2	8.0	8.5	-14.3
	27320 Pembuatan wayar dan kabel elektronik dan elektrik lain	-4.1	6.7	3.1	12.6	-10.4	1.4	-0.1	-5.7	0.8	8.6	-2.5
	27330 Pembuatan alatan pendawaian pembawa dan bukan pembawa arus untuk litar elektrik (tanpa mengira jenis bahan)	15.3	24.4	-0.8	1.0	-2.0	0.8	9.4	-7.0	19.5	9.8	-4.6
274/ 27400	Pembuatan kelengkapan pencahayaan elektrik	-12.2	6.9	4.0	17.9	-2.0	6.5	-4.5	-13.1	18.4	7.0	-12.6
275/ 27500	Pembuatan perkakasan domestik	-7.5	1.1	4.9	15.5	-12.1	5.4	-2.6	-3.3	-2.8	8.0	-7.6
279/ 27900	Pembuatan kelengkapan elektrik lain	-9.7	15.0	4.4	8.6	-10.6	-4.3	1.8	-13.4	6.4	12.6	-3.3
281 & 282	Pembuatan jentera kegunaan umum dan kegunaan khas	-1.6	19.7	-5.6	7.1	-9.6	14.5	-3.7	0.5	3.9	19.9	-9.3
	28120 Pembuatan alat-alat kuasa bendalir											
	&											
	28130 Pembuatan pam, pemampat, kepala paip dan injap lain	-1.7	22.2	-9.3	21.6	-36.7	41.2	-35.8	64.4	12.5	8.2	-11.0
	28180 Pembuatan alatan tangan yang menggunakan kuasa dilengkapkan dengan motor elektrik atau bukan motor elektrik atau pneumatik	12.1	24.1	-10.5	4.0	-16.3	26.5	18.5	-3.3	-3.8	31.0	-5.3
	&											
	28220 Pembuatan jentera pembentukan logam dan alatan mesin											
	28192 Pembuatan mesin penyaman udara, termasuk untuk kenderaan bermotor	1.8	13.8	-6.4	10.8	-6.0	6.0	15.0	-9.9	3.6	19.6	-13.6
	28290 Pembuatan lain-lain mesin bertujuan khas f.t.f.l. Industri lain	-24.6	35.4	-7.6	2.0	0.7	21.8	-37.2	3.9	8.9	25.5	-17.8
		-1.8	13.5	2.7	5.4	-5.1	4.6	-7.9	4.4	7.0	11.0	-3.5
291 (29101 & 29102)	Pembuatan kenderaan bermotor	-25.2	-17.3	5.4	64.2	-26.1	-5.4	-30.1	-4.7	6.4	-0.1	-14.7
292/ 29200	Pembuatan kerangka (coachwork) untuk kenderaan bermotor; pembuatan treler dan semi treler	9.8	13.8	-27.1	58.1	-1.2	4.6	2.4	-14.1	38.1	24.0	-21.8
293/ 29300	Pembuatan alat ganti dan aksesori untuk kenderaan bermotor	-0.7	-10.2	-11.6	29.1	0.2	4.1	-8.3	-0.1	17.0	-7.4	-8.4
301 (30110 & 30120)	Pembinaan kapal dan bot	-3.0	-5.3	7.9	27.8	-17.9	-9.4	1.2	-3.2	8.9	8.0	-31.2
302, 303, 304 & 309	Pembuatan lokomotif keretapi, rolling stock, kapal angkasa dan udara, jentera berkaitan, kenderaan tempur ketenteraan, dan kelengkapan pengangkutan f.t.f.l.	0.8	-14.8	-17.3	39.8	2.0	1.2	3.4	-14.2	23.6	-3.9	-22.8
	30910 Pembuatan motosikal	12.1	-10.4	-29.5	33.0	5.5	22.6	3.0	-9.6	14.3	2.2	-12.8
	30920 Pembuatan basikal dan invalid carriages	-11.1	-20.3	-6.3	40.8	-2.7	9.2	0.2	-31.1	47.6	-7.0	-12.1
	Industri lain	2.9	-14.2	-16.3	42.1	3.1	-11.2	5.4	-7.1	18.0	-5.1	-33.0
310	Pembuatan perabot	-4.3	-31.3	-11.0	65.9	5.1	-23.5	0.0	-9.3	7.8	-24.3	-2.4
	31001 Pembuatan perabot kayu dan rotan	-5.9	-40.5	-21.5	65.1	14.3	-30.7	-3.7	-7.0	9.4	-35.5	-2.8
	Industri lain	-1.3	-14.6	2.3	66.7	-3.7	-15.2	7.1	-13.3	4.7	-2.9	-1.8
321 (32110 & 32120)	Pembuatan barang kemas, bijouterie dan artikel berkaitan	5.0	4.3	-57.3	99.6	3.5	35.0	15.6	-15.7	4.5	35.3	-9.6
322, 325 & 329	Pembuatan instrumen muzik, peralatan dan bekalan perubatan dan pergigian dan pembuatan lain f.t.f.l.	2.4	-1.0	2.7	9.6	1.4	-0.5	-0.5	-2.4	6.5	2.1	-4.6
	32901 Pembuatan alat tulis	18.1	1.5	-15.3	5.6	5.7	6.8	12.1	-0.8	18.3	-4.1	-0.7
	Industri lain	-2.5	-1.9	9.7	10.8	0.2	-2.7	-4.3	-2.9	2.3	4.7	-6.1
323/ 32300	Pembuatan barangan sukan	-17.1	5.0	-37.4	34.8	11.4	-6.3	-7.7	1.0	16.7	6.2	-2.9
324/ 32400	Pembuatan permainan dan mainan	-12.3	6.7	-12.2	41.2	-3.3	-2.7	-22.6	-2.6	47.4	10.7	-4.5
331 & 332	Pembaikan pemasangan produk logam, jentera, kelengkapan dan pemasangan jentera perindustrian dan kelengkapan	-2.7	-21.0	4.1	35.3	-4.6	-18.0	2.0	-7.1	22.6	-9.5	-31.7
	33150 Pembaikan dan penyelenggaraan kelengkapan pengangkutan kecuali motosikal dan basikal	-6.1	-22.2	10.7	34.1	-2.0	-14.3	5.3	-20.4	50.7	-12.7	-38.5
	Industri lain	-0.9	-20.4	0.9	36.0	-6.0	-20.0	0.4	-0.2	11.1	-7.7	-28.1
	Jumlah Pembuatan	0.5	2.6	1.1	11.8	-2.7	6.8	-1.4	-3.6	7.2	2.9	-6.1

2021			2022											Group Description/Period
Jun	Jul.	Ogo.	Sep.	Okt.	Nov.	Dis.	Jan.	Feb.	Mac	Apr.	Mei	Jun	Jul.	
30.8	-31.9	21.4	26.8	30.2	-12.4	7.9	-14.8	-3.7	18.3	-9.6	-9.9	41.5	-0.5	Manufacture of optical instruments, photographic equipment, magnetic and optical media
9.6	-11.9	21.1	3.2	4.8	-0.7	9.3	-5.7	-3.4	16.8	3.2	-11.4	14.4	1.6	Manufacture of electric motors, generators, transformers and electricity distribution and control apparatus
15.5	-1.0	7.9	-2.4	4.8	-2.9	17.7	-8.1	-12.6	19.1	10.0	-16.8	14.6	0.8	Manufacture of electric motors, generators and transformers
6.5	-18.2	30.4	6.4	4.8	0.5	4.9	-4.3	1.8	15.7	-0.2	-8.4	14.3	2.0	Manufacture of electricity distribution and control apparatus
40.1	-6.6	16.9	-11.3	2.1	-5.7	-14.1	10.5	-12.9	8.3	-5.0	10.6	28.3	4.2	Manufacture of batteries and accumulators
5.3	-4.1	5.8	4.6	7.6	-0.8	-1.2	-4.9	-7.3	1.7	10.9	-12.3	4.2	-0.6	Manufacture of wiring and wiring devices
4.7	37.7	-2.9	9.2	10.3	-13.5	29.1	-25.4	-0.1	6.6	16.8	-14.9	3.5	2.5	Manufacture of fibre optic cables
4.1	-5.2	7.3	5.4	7.1	-0.9	-0.4	-5.4	-7.4	0.3	11.9	-12.6	4.2	0.03	Manufacture of other electronic and electric wires and cables
20.1	-3.5	-7.5	-7.5	13.2	6.8	-22.2	15.5	-10.0	18.0	-3.2	-7.4	5.6	-10.2	Manufacture of current-carrying and non current-carrying wiring devices for electrical circuits regardless of material
7.9	-23.8	45.2	12.1	25.5	-30.7	-4.5	5.2	7.4	15.6	-10.5	4.6	8.2	-5.0	Manufacture of electric lighting equipment
5.1	-1.3	8.9	-1.0	9.1	2.9	5.1	-7.7	-18.5	13.4	9.1	-9.1	5.3	1.9	Manufacture of domestic appliances
16.1	-15.9	14.9	10.1	-3.8	-1.2	7.1	-13.7	-3.1	5.0	-9.6	-2.5	16.2	-8.9	Manufacture of other electrical equipment
11.2	-21.5	23.8	0.02	0.6	-0.1	-1.0	-4.6	-7.5	1.1	20.0	-9.4	11.5	-10.9	Manufacture of general-purpose and special-purpose machinery
														Manufacture of fluid power equipment
-4.1	-41.7	100.4	-0.3	7.3	-8.5	0.8	-30.2	-9.6	-1.8	58.1	-17.4	19.0	-8.3	Manufacture of other pumps, compressors, taps and valves
														Manufacture of power-driven hand tools with self-contained electric or non-electric motor or pneumatic drives
5.9	-8.4	-6.4	0.3	9.8	-5.5	1.0	-10.8	-5.1	-5.1	36.9	-6.4	5.3	-4.3	Manufacture of metal-forming machinery and machine tools
18.6	-43.3	89.0	-6.5	-0.7	2.2	-10.1	4.1	-5.9	0.9	17.7	-16.8	9.1	-21.0	Manufacture of air-conditioning machines, including for motor vehicles
46.1	-22.9	-1.2	4.3	-1.5	-1.0	5.4	1.4	-10.0	9.9	12.8	-10.9	41.7	-14.9	Manufacture of other special-purpose machinery n.e.c.
-3.9	-2.8	11.7	5.6	-6.7	5.9	3.6	-3.8	-9.2	2.2	6.4	-0.6	1.6	-4.2	Other industry
-33.3	32.5	0.5	37.5	29.2	9.2	-6.4	-21.3	-7.4	0.9	1.8	-8.3	1.1	1.6	Manufacture of motor vehicles
-26.4	-15.1	7.4	34.7	30.8	0.5	-6.9	0.2	-13.6	42.9	6.2	-17.6	-21.3	-15.2	Manufacture of bodies (coachwork) for motor vehicles; manufacture of trailers and semi-trailers
-22.1	4.6	7.6	-3.4	27.4	5.4	-6.6	-1.6	-2.4	19.8	-5.5	-3.9	4.5	6.4	Manufacture of parts and accessories for motor vehicles
20.2	-10.1	22.5	16.1	19.1	-7.8	-10.2	-7.1	-8.2	10.8	5.5	-32.9	20.6	-1.5	Building of ships and boats
-13.6	-10.2	16.9	2.6	15.4	21.2	-1.9	-1.3	-11.2	20.3	3.8	-15.5	1.0	-1.9	Manufacture of railway locomotives, rolling stock, air and spacecraft, related machinery, military fighting vehicles and transport equipment n.e.c
-28.8	-6.7	2.1	-0.9	8.5	30.7	4.5	-3.2	-9.1	12.4	23.2	-7.2	-0.2	2.8	Manufacture of motorcycles
-54.2	9.6	86.5	6.2	11.3	2.1	5.3	-4.6	-17.9	36.0	-0.9	-4.1	-1.9	-5.0	Manufacture of bicycles and invalid carriages
23.2	-16.4	0.3	2.0	20.8	28.9	-7.7	1.2	-8.6	16.4	-1.3	-25.4	3.6	-2.6	Other industry
-28.1	-27.4	57.5	33.7	15.4	10.2	-0.8	7.9	-11.2	8.1	-15.3	-9.0	-15.5	1.9	Manufacture of furniture
-28.0	-28.1	46.3	16.6	18.2	20.3	0.6	12.2	-12.1	13.2	-28.7	-9.2	-1.0	-0.6	Manufacture of wooden and cane furniture
-28.2	-26.6	71.3	51.8	13.2	1.6	-2.2	3.4	-10.1	2.6	1.0	-8.8	-27.9	4.9	Other industry
-47.0	-58.3	27.2	121.9	10.9	13.9	-2.7	11.6	-15.6	3.6	35.2	8.3	-5.6	-24.5	Manufacture of jewellery, bijouterie and related articles
-9.8	3.5	9.0	6.4	1.5	-0.8	4.3	0.02	-2.9	2.4	3.0	-5.9	-0.2	5.3	Manufacture of musical instruments, medical and dental instruments and supplies and other manufacturing n.e.c.
-13.3	-10.6	17.6	-18.0	11.3	2.0	4.9	0.8	-2.2	7.6	0.4	0.9	4.3	15.4	Manufacture of stationery
-8.5	8.8	6.3	14.8	-0.9	-1.6	4.1	-0.2	-3.1	0.9	3.9	-8.0	-1.7	1.7	Other industry
-27.4	-27.3	3.7	18.7	1.0	26.7	0.5	-0.3	1.1	8.4	4.1	-20.2	-5.7	8.4	Manufacture of sports goods
-65.1	89.1	-18.3	67.5	11.1	-0.7	-2.9	1.2	-2.5	-1.7	20.3	-6.4	-42.5	-2.9	Manufacture of games and toys
-2.3	3.6	10.3	30.3	6.1	11.7	-8.1	-1.7	-13.3	27.1	-6.6	-32.0	0.6	1.9	Repair of fabricated metal products, machinery and equipment and installation of industrial machinery and equipment
-0.9	4.9	9.2	61.1	-7.5	9.9	-2.4	-8.4	-18.6	66.0	-10.6	-37.6	-0.6	7.5	Repair and maintenance of transport equipment except motorcycles and bicycles
-3.0	3.0	10.9	16.0	14.8	12.6	-11.0	2.1	-10.6	9.5	-3.9	-28.4	1.3	-1.1	Other industry
1.3	-3.6	5.5	6.9	3.9	1.2	1.1	-3.4	-5.2	9.8	2.3	-4.0	8.1	-3.3	Total Manufacturing

Jadual **1.5a** : Bilangan Pekerja Bergaji Sektor Pembuatan Mengikut Kumpulan
Table : Number of Paid Employees of Manufacturing Sector by Group

Kod Kumpulan Group code	Keterangan Kumpulan/Tempoh	2020	2021	2021				2022
				Q1	Q2	Q3	Q4	
101	Pemprosesan dan pengawetan daging	12,814	12,960	13,037	13,006	13,491	12,960	13,034
102	Pemprosesan dan pengawetan ikan, krustasea dan moluska	15,575	15,912	16,315	15,839	15,917	15,912	15,936
10201 & 10202	Pengetinan ikan, krustasea dan moluska	13,406	13,320	13,913	13,579	13,478	13,320	13,433
	Pemprosesan dan pengawetan ikan, krustasea dan moluska	2,169	2,592	2,402	2,260	2,439	2,592	2,503
	Industri lain							
103	Pemprosesan dan pengawetan buah-buahan dan sayur - sayuran	11,201	10,179	11,339	11,265	10,290	10,179	10,310
10303 & 10304	Pengetinan nanas	1,115	551	1,129	1,109	546	551	485
	Pembuatan jem, marmalad dan sajian jeli	10,085	9,628	10,210	10,156	9,744	9,628	9,825
	Industri lain							
104	Pembuatan minyak dan lemak daripada sayuran dan haiwan	77,283	79,500	77,416	77,731	79,380	79,500	79,916
10404 & 10406	Pembuatan minyak sayuran mentah dan bertapis	3,633	3,832	3,686	3,657	3,657	3,832	3,752
10405	Pembuatan sebatian lemak masakan	2,356	2,424	2,388	2,363	2,362	2,424	2,471
	Pembuatan minyak kelapa	71,293	73,243	71,342	71,711	73,361	73,243	73,693
	Industri lain							
105	Pembuatan produk tenusu	12,943	13,179	13,757	13,848	13,864	13,179	13,036
10502	Pembuatan susu pekat, tepung dan sejat	9,487	9,781	10,152	10,194	10,245	9,781	9,553
	Industri lain	3,456	3,398	3,604	3,654	3,619	3,398	3,482
106	Pembuatan produk bijian, kanji dan produk berkanji	10,286	10,808	10,535	10,530	10,852	10,808	10,871
10611 & 10613	Pengilangan beras	4,638	4,849	4,881	4,832	5,157	4,849	4,994
	Pengilangan tepung	4,630	4,889	4,640	4,710	4,729	4,889	4,872
	Industri lain	1,017	1,070	1,014	988	966	1,070	1,005
107	Pembuatan produk makanan lain	115,937	123,320	121,149	121,787	122,231	123,320	126,992
10711 & 10712	Pembuatan biskut dan cookies	12,112	14,344	11,993	11,983	11,983	14,344	14,439
10712	Pembuatan roti, kek dan produk bakeri lain	28,158	30,260	28,682	30,085	30,498	30,260	29,286
10713	Pembuatan produk snek	8,757	8,428	8,860	8,815	8,428	8,428	8,412
10721	Pembuatan gula	1,823	1,765	1,818	1,799	1,822	1,765	1,769
10731	Pembuatan produk koko	2,714	2,576	2,679	2,634	2,603	2,576	2,579
10732 & 10733	Pembuatan coklat dan produk coklat	8,727	8,033	8,676	8,561	8,433	8,033	7,937
	Pembuatan konfeksi gula							
10793	Pembuatan sos dan bahan perasa	8,441	9,997	9,512	9,316	9,413	9,997	10,800
10799	Pembuatan produk makanan lain t.t.t.l.	12,699	13,664	14,596	14,380	14,432	13,664	16,718
	Industri lain	32,506	34,254	34,333	34,213	34,619	34,254	35,052
108/10800	Pembuatan makanan haiwan tersedia	17,920	14,893	17,733	17,700	15,829	14,893	14,820
110	Pembuatan minuman ringan	15,681	15,951	16,115	15,637	16,029	15,951	16,304
11041 & 11042	Pembuatan minuman ringan	10,302	10,302	10,327	10,195	10,108	10,302	10,565
	Pengeluaran air mineral semulajadi dan minuman lain yang dibotolkan	4,144	3,995	4,227	3,960	4,063	3,995	4,001
	Industri lain	1,234	1,653	1,560	1,482	1,859	1,653	1,739
120/12000	Pembuatan produk tembakau	1,160	1,199	1,412	1,151	1,196	1,199	1,413
131	Pemintalan, penenunan dan penyiapan tekstil	13,348	13,289	13,445	13,081	13,173	13,289	13,206
13110 & 13120	Penyediaan dan pemintalan gentian tekstil	9,775	9,209	9,712	9,494	9,252	9,209	8,983
	Penenunan tekstil							
13132	Pewarnaan, pelunturan, percetakan dan penyiapan akhir benang dan fabrik	2,880	3,647	3,054	3,055	3,373	3,647	3,750
	Industri lain	693	433	679	532	548	433	474
139	Pembuatan tekstil lain	13,350	14,450	13,939	13,946	14,120	14,450	14,378
13910	Pembuatan fabrik dikait dan dikrusye	5,321	5,901	5,448	5,592	5,721	5,901	5,903
	Industri lain	8,030	8,548	8,492	8,354	8,400	8,548	8,475
141	Pembuatan pakaian, kecuali pakaian berbulu	40,706	41,493	40,980	39,166	38,661	41,493	42,134
14102	Pembuatan pakaian	29,245	30,181	29,357	28,689	28,387	30,181	30,268
	Industri lain	11,461	11,312	11,623	10,477	10,273	11,312	11,866
142 & 143	Pembuatan artikel daripada kulit bulu dan pakaian yang dikait dan dikrusye	1,213	981	1,161	1,152	963	981	1,020
151 (15110 & 15120)	Penyamakan dan pembersihan kulit, pembuatan begasi, beg tangan, pelana dan abah-abah pembersihan dan pewarnaan bulu	5,675	6,113	5,720	5,553	5,918	6,113	6,050
152	Pembuatan kasut	6,159	6,175	6,295	6,073	6,067	6,175	6,349
15201 & 15203	Pembuatan kasut kulit	3,469	3,399	3,486	3,312	3,238	3,399	3,501
	Pembuatan kasut getah	2,690	2,776	2,809	2,760	2,829	2,776	2,848
	Industri lain							
161/16100	Pengilangan dan pengetaman kayu	24,555	25,587	24,769	22,858	25,401	25,587	25,671

Q2	2021	2022	2021				Group Description/Period
	(Jan. - Jul.)	(Jan. - Jul.)	Jan.	Feb.	Mar	Apr.	
13,064	12,996	12,898	13,270	13,165	13,037	13,035	Processing and preserving of meat
16,347	15,858	16,473	16,365	16,388	16,315	16,127	Processing and preserving of fish, crustaceans and molluscs
							Canning of fish, crustaceans and molluscs
13,704	13,495	13,806	13,871	13,942	13,913	13,758	Processing, curing and preserving of fish, crustacean and molluscs
2,643	2,363	2,666	2,494	2,447	2,402	2,370	Other industry
10,217	11,362	10,370	11,652	11,497	11,339	11,403	Processing and preserving of fruits and vegetable
							Pineapple canning
531	1,103	529	1,151	1,140	1,129	1,114	Manufacture of jams, marmalades and table jellies
9,686	10,259	9,841	10,501	10,357	10,210	10,289	Other industry
80,103	78,412	80,945	77,593	77,611	77,416	77,445	Manufacture of vegetable and animal oils and fats
							Manufacture of crude and refined vegetable oil
3,824	3,657	3,856	3,591	3,594	3,686	3,656	Manufacture of compound cooking fats
2,524	2,340	2,527	2,366	2,385	2,388	2,372	Manufacture of coconut oil
73,755	72,415	74,562	71,636	71,631	71,342	71,417	Other industry
13,292	13,799	13,262	13,531	13,646	13,757	13,896	Manufacture of dairy products
9,646	10,174	9,600	10,077	10,117	10,152	10,222	Manufacture of condensed, powdered and evaporated milk
3,646	3,625	3,663	3,454	3,529	3,604	3,674	Other industry
10,793	10,517	10,810	10,592	10,528	10,535	10,501	Manufacture of grain mill products, starches and starch products
4,962	4,821	4,975	4,935	4,890	4,881	4,836	Rice milling
4,843	4,715	4,873	4,613	4,608	4,640	4,652	Flour milling
987	981	962	1,044	1,030	1,014	1,013	Other industry
126,638	122,035	126,815	120,777	121,010	121,149	121,472	Manufacture of other food products
14,517	11,870	14,624	12,108	12,052	11,993	12,107	Manufacture of biscuits and cookies
29,408	30,156	29,619	28,656	28,679	28,682	29,196	Manufacture of bread, cakes and other bakery products
8,542	8,760	8,570	9,045	8,952	8,860	8,804	Manufacture of snack products
1,736	1,793	1,734	1,814	1,816	1,818	1,806	Manufacture of sugar
2,585	2,641	2,606	2,712	2,695	2,679	2,655	Manufacture of cocoa products
							Manufacture of chocolate and chocolate products
8,090	8,493	8,122	8,793	8,742	8,676	8,661	Manufacture of sugar confectionery
10,948	9,274	10,823	9,656	9,581	9,512	9,470	Manufacture of sauces and condiments
15,541	14,471	15,553	14,006	14,504	14,596	14,383	Manufacture of other food products n.e.c.
35,270	34,578	35,163	33,987	33,989	34,333	34,391	Other industry
15,469	18,037	15,441	17,699	17,728	17,733	17,794	Manufacture of prepared animal feeds
16,247	15,622	16,202	15,982	16,067	16,115	15,961	Manufacture of beverages
10,562	10,065	10,579	10,257	10,293	10,327	10,252	Manufacture of soft drinks
3,979	4,091	3,942	4,204	4,216	4,227	4,165	Production of natural mineral waters and other bottled waters
1,706	1,466	1,681	1,521	1,558	1,560	1,544	Other industry
1,170	1,113	1,164	1,243	1,429	1,412	1,153	Manufacture of tobacco products
12,839	12,925	12,772	13,250	13,410	13,445	13,427	Spinning, weaving and finishing of textiles
							Preparation and spinning of textile fibres
8,665	9,371	8,618	9,672	9,757	9,712	9,686	Weaving of textiles
3,731	3,122	3,712	2,852	2,951	3,054	3,070	Dyeing, bleaching, printing and finishing of yarns and fabrics
443	432	442	727	702	679	671	Other industry
14,821	13,938	14,733	13,997	13,856	13,939	13,967	Manufacture of other textiles
5,961	5,595	5,936	5,484	5,470	5,448	5,496	Manufacture of knitted and crocheted fabrics
8,859	8,343	8,797	8,513	8,385	8,492	8,471	Other industry
41,677	38,873	41,189	40,744	40,988	40,980	40,804	Manufacture of wearing apparel, except fur apparel
30,296	28,505	29,902	29,105	29,335	29,357	29,329	Manufacture of clothings
11,381	10,368	11,288	11,639	11,654	11,623	11,475	Other industry
1,030	1,149	1,030	1,162	1,183	1,161	1,157	Manufacture of articles of fur, knitted and crocheted apparel
5,698	5,443	5,630	5,684	5,762	5,720	5,718	Tanning and dressing of leather; manufacture of luggage, handbags, saddlery and harness; dressing and dyeing of fur
6,574	5,985	6,507	6,339	6,441	6,295	6,324	Manufacture of footwear
							Manufacture of leather footwear
3,619	3,293	3,601	3,553	3,595	3,486	3,529	Manufacture of rubber footwear
2,955	2,692	2,906	2,786	2,846	2,809	2,795	Other industry
25,235	24,440	25,287	24,817	24,852	24,769	24,984	Sawmilling and planning of wood

Jadual **1.5a** : Bilangan Pekerja Bergaji Sektor Pembuatan Mengikut Kumpulan
Table : Number of Paid Employees of Manufacturing Sector by Group

Kod Kumpulan Group code	Keterangan Kumpulan/Tempoh	2021				
		Mei	Jun	Jul.	Ogo.	Sep.
101	Pemprosesan dan pengawetan daging	13,041	13,006	12,996	12,918	13,491
102	Pemprosesan dan pengawetan ikan, krustasea dan moluska	15,947	15,839	15,858	15,745	15,917
10201 & 10202	Pengetinan ikan, krustasea dan moluska Pemprosesan dan pengawetan ikan, krustasea dan moluska	13,609	13,579	13,495	13,399	13,478
	Industri lain	2,338	2,260	2,363	2,346	2,439
103	Pemprosesan dan pengawetan buah-buahan dan sayur - sayuran	11,272	11,265	11,362	10,436	10,290
10303 & 10304	Pengetinan nanas Pembuatan jem, marmalad dan sajian jeli	1,112	1,109	1,103	550	546
	Industri lain	10,160	10,156	10,259	9,886	9,744
104	Pembuatan minyak dan lemak daripada sayuran dan haiwan	77,719	77,731	78,412	78,352	79,380
10404 & 10406 10405	Pembuatan minyak sayuran mentah dan bertapis Pembuatan sebatian lemak masakan Pembuatan minyak kelapa	3,685	3,657	3,657	3,663	3,657
	Industri lain	71,671	71,711	72,415	72,329	73,361
105	Pembuatan produk tenusu	13,855	13,848	13,799	13,853	13,864
10502	Pembuatan susu pekat, tepung dan sejat	10,191	10,194	10,174	10,252	10,245
	Industri lain	3,664	3,654	3,625	3,601	3,619
106	Pembuatan produk bijian, kanji dan produk berkanji	10,548	10,530	10,517	10,620	10,852
10611 & 10613	Pengilangan beras Pengilangan tepung	4,854	4,832	4,821	4,991	5,157
	Industri lain	4,703	4,710	4,715	4,687	4,729
		991	988	981	942	966
107	Pembuatan produk makanan lain	120,666	121,787	122,035	121,830	122,231
10711 & 10712	Pembuatan biskut dan cookies Pembuatan roti, kek dan produk bakeri lain	11,940	11,983	11,870	11,854	11,983
10713	Pembuatan produk snek	29,021	30,085	30,156	30,285	30,498
10721	Pembuatan gula	8,769	8,815	8,760	8,731	8,428
10731	Pembuatan produk koko	1,801	1,799	1,793	1,815	1,822
10732 & 10733	Pembuatan coklat dan produk coklat Pembuatan konfeksi gula	2,622	2,634	2,641	2,610	2,603
		8,625	8,561	8,493	8,484	8,433
10793 & 10799	Pembuatan sos dan bahan perasa Pembuatan produk makanan lain t.f.t.l.	9,401	9,316	9,274	9,316	9,413
	Industri lain	14,317	14,380	14,471	14,164	14,432
		34,171	34,213	34,578	34,573	34,619
108/ 10800	Pembuatan makanan haiwan tersedia	17,766	17,700	18,037	15,819	15,829
110	Pembuatan minuman ringan	15,845	15,637	15,622	15,995	16,029
11041 & 11042	Pembuatan minuman ringan Pengeluaran air mineral semulajadi dan minuman lain yang dibotolkan	10,185	10,195	10,065	10,070	10,108
	Industri lain	4,124	3,960	4,091	4,064	4,063
		1,536	1,482	1,466	1,861	1,859
120/ 12000	Pembuatan produk tembakau	1,157	1,151	1,113	1,061	1,196
131	Pemintalan, penenunan dan penyiapan tekstil	13,458	13,081	12,925	13,160	13,173
13110 & 13120	Penyediaan dan pemintalan gentian tekstil Penenunan tekstil	9,671	9,494	9,371	9,276	9,252
13132	Pewarnaan, pelunturan, percetakan dan penyiapan akhir benang dan fabrik	3,070	3,055	3,122	3,244	3,373
	Industri lain	717	532	432	640	548
139	Pembuatan tekstil lain	14,243	13,946	13,938	13,942	14,120
13910	Pembuatan fabrik dikait dan dikrusye	5,613	5,592	5,595	5,576	5,721
	Industri lain	8,630	8,354	8,343	8,366	8,400
141	Pembuatan pakaian, kecuali pakaian berbulu	41,302	39,166	38,873	39,261	38,661
14102	Pembuatan pakaian	29,885	28,689	28,505	28,850	28,387
	Industri lain	11,417	10,477	10,368	10,410	10,273
142 & 143	Pembuatan artikel daripada kulit bulu dan pakaian yang dikait dan dikrusye	1,152	1,152	1,149	961	963
151 (15110 & 15120)	Penyamakan dan pembersihan kulit, pembuatan begasi, beg tangan, pelana dan abah-abah pembersihan dan pewarnaan bulu	5,754	5,553	5,443	5,692	5,918
152	Pembuatan kasut	6,327	6,073	5,985	5,940	6,067
15201 & 15203	Pembuatan kasut kulit Pembuatan kasut getah	3,543	3,312	3,293	3,261	3,238
	Industri lain	2,784	2,760	2,692	2,678	2,829
161/ 16100	Pengilangan dan pengetaman kayu	24,965	22,858	24,440	24,881	25,401

2022										Group Description/Period
Okt.	Nov.	Dis.	Jan.	Feb.	Mac	Apr.	Mei	Jun	Jul.	
13,120	13,068	12,960	13,438	13,355	13,034	13,028	13,099	13,064	12,898	Processing and preserving of meat
15,785	15,681	15,912	16,312	16,022	15,936	16,105	16,070	16,347	16,473	Processing and preserving of fish, crustaceans and molluscs Canning of fish, crustaceans and molluscs
13,344	13,152	13,320	13,735	13,495	13,433	13,614	13,549	13,704	13,806	Processing, curing and preserving of fish, crustacean and molluscs
2,441	2,529	2,592	2,577	2,527	2,503	2,491	2,521	2,643	2,666	Other industry
10,063	9,990	10,179	10,668	10,568	10,310	10,256	10,244	10,217	10,370	Processing and preserving of fruits and vegetable Pineapple canning
545	537	551	527	522	485	516	511	531	529	Manufacture of jams, marmalades and table jellies
9,518	9,453	9,628	10,141	10,046	9,825	9,740	9,733	9,686	9,841	Other industry
77,830	79,039	79,500	79,650	80,192	79,916	79,731	79,852	80,103	80,945	Manufacture of vegetable and animal oils and fats Manufacture of crude and refined vegetable oil
3,657	3,826	3,832	3,776	3,789	3,752	3,755	3,813	3,824	3,856	Manufacture of compound cooking fats
2,362	2,428	2,424	2,442	2,456	2,471	2,524	2,524	2,524	2,527	Manufacture of coconut oil
71,811	72,785	73,243	73,433	73,947	73,693	73,453	73,514	73,755	74,562	Other industry
13,236	13,176	13,179	12,995	12,961	13,036	13,111	13,158	13,292	13,262	Manufacture of dairy products Manufacture of condensed, powdered and
9,767	9,765	9,781	9,570	9,531	9,553	9,594	9,602	9,646	9,600	Other industry
3,468	3,411	3,398	3,425	3,430	3,482	3,516	3,556	3,646	3,663	
10,806	10,725	10,808	10,872	10,877	10,871	10,924	10,787	10,793	10,810	Manufacture of grain mill products, starches and starch products Rice milling
5,116	4,882	4,849	4,954	4,993	4,994	5,035	4,982	4,962	4,975	Flour milling
4,708	4,808	4,889	4,895	4,865	4,872	4,875	4,817	4,843	4,873	Other industry
982	1,035	1,070	1,023	1,019	1,005	1,014	989	987	962	
121,961	123,360	123,320	126,212	126,006	126,992	126,034	125,952	126,638	126,815	Manufacture of other food products Manufacture of biscuits and cookies
12,308	14,468	14,344	14,445	14,462	14,439	14,405	14,289	14,517	14,624	Manufacture of bread, cakes and other bakery
30,053	30,196	30,260	30,572	29,442	29,286	29,693	29,575	29,408	29,619	Manufacture of snack products
8,362	8,389	8,428	8,466	8,424	8,412	8,443	8,418	8,542	8,570	Manufacture of sugar
1,770	1,735	1,765	1,762	1,769	1,769	1,743	1,756	1,736	1,734	Manufacture of cocoa products
2,519	2,555	2,576	2,590	2,601	2,579	2,586	2,593	2,585	2,606	Manufacture of chocolate and chocolate products
8,490	8,030	8,033	7,858	7,868	7,937	7,893	7,864	8,090	8,122	Manufacture of sugar confectionery
9,463	9,868	9,997	10,313	10,646	10,800	10,613	10,909	10,948	10,823	Manufacture of sauces and condiments
14,300	13,720	13,664	15,099	15,643	16,718	15,620	15,634	15,541	15,553	Manufacture of other food products n.e.c.
34,697	34,399	34,254	35,109	35,152	35,052	35,038	34,913	35,270	35,163	Other industry
15,484	15,071	14,893	14,973	14,866	14,820	15,377	15,492	15,469	15,441	Manufacture of prepared animal feeds
15,759	15,759	15,951	16,109	16,283	16,304	16,479	16,387	16,247	16,202	Manufacture of beverages Manufacture of soft drinks
10,113	10,143	10,302	10,288	10,524	10,565	10,682	10,673	10,562	10,579	Production of natural mineral waters and other bottled waters
3,901	3,986	3,995	4,029	3,940	4,001	3,989	3,967	3,979	3,942	Other industry
1,746	1,629	1,653	1,793	1,819	1,739	1,808	1,747	1,706	1,681	
1,198	1,199	1,199	1,288	1,432	1,413	1,165	1,165	1,170	1,164	Manufacture of tobacco products
13,295	13,064	13,289	13,133	13,126	13,206	13,029	12,993	12,839	12,772	Spinning, weaving and finishing of textiles Preparation and spinning of textile fibres
9,215	9,216	9,209	9,003	9,033	8,983	8,843	8,767	8,665	8,618	Weaving of textiles
3,548	3,415	3,647	3,639	3,601	3,750	3,724	3,742	3,731	3,712	Dyeing, bleaching, printing and finishing of yarns and fabrics
532	433	433	491	492	474	462	483	443	442	Other industry
14,090	14,464	14,450	14,477	14,393	14,378	14,491	14,786	14,821	14,733	Manufacture of other textiles Manufacture of knitted and crocheted fabrics
5,751	5,863	5,901	5,941	5,935	5,903	5,897	5,978	5,961	5,936	Other industry
8,339	8,601	8,548	8,536	8,458	8,475	8,594	8,808	8,859	8,797	
38,498	41,287	41,493	41,677	42,095	42,134	41,828	42,132	41,677	41,189	Manufacture of wearing apparel, except fur apparel Manufacture of clothings
28,141	30,074	30,181	29,823	30,185	30,268	30,062	30,423	30,296	29,902	Other industry
10,357	11,214	11,312	11,854	11,909	11,866	11,766	11,709	11,381	11,288	
930	965	981	1,009	1,010	1,020	1,031	1,031	1,030	1,030	Manufacture of articles of fur, knitted and crocheted apparel Tanning and dressing of leather; manufacture of luggage, handbags, saddlery and harness; dressing and dyeing of fur
6,090	6,122	6,113	6,089	6,113	6,050	5,976	5,918	5,698	5,630	
6,145	6,186	6,175	6,411	6,586	6,349	6,396	6,509	6,574	6,507	Manufacture of footwear Manufacture of leather footwear
3,335	3,396	3,399	3,581	3,639	3,501	3,493	3,548	3,619	3,601	Manufacture of rubber footwear
2,810	2,790	2,776	2,830	2,947	2,848	2,903	2,961	2,955	2,906	Other industry
25,365	25,505	25,587	25,901	25,797	25,671	25,683	25,788	25,235	25,287	Sawmilling and planing of wood

Kod Kumpulan Group code	Keterangan Kumpulan/Tempoh	2020	2021	2021				2022
				Q1	Q2	Q3	Q4	Q1
162	Pembuatan produk daripada kayu, gabus, jerami dan bahan jalinan lain	66,572	67,877	65,389	65,967	67,726	67,877	65,777
16211	Pembuatan kepingan venier dan papan lapis	37,402	37,770	36,056	36,327	38,302	37,770	36,497
16212	Pembuatan papan partikel dan papan gentian	6,938	6,751	6,979	6,513	6,360	6,751	6,874
16221	Pertukangan kayu untuk jurubina	11,223	11,216	11,560	11,892	11,920	11,216	9,992
	Industri lain	11,010	12,141	10,794	11,235	11,144	12,141	12,414
170	Pembuatan kertas dan produk kertas	54,294	56,213	55,320	54,235	54,814	56,213	56,974
17010	Pembuatan pulpa, kertas dan kertas tebal	8,193	8,792	8,308	8,058	8,132	8,792	8,713
17020	Pembuatan kertas gelugur dan kertas tebal dan bekas daripada kertas dan kertas tebal	21,987	22,313	22,190	22,041	22,055	22,313	22,656
17091	Pembuatan sampul surat dan kad surat	1,804	1,697	1,858	1,811	1,787	1,697	1,713
17092	Pembuatan kertas kegunaan rumah dan pembersih peribadi	10,360	10,976	10,459	10,350	10,366	10,976	10,908
17093	Pembuatan kertas bergam atau pelekat yang berjalur atau bergulung dan label dan kertas dinding	6,705	7,192	7,194	6,800	7,256	7,192	7,510
	Industri lain	5,245	5,243	5,312	5,174	5,217	5,243	5,474
181 & 182	Percetakan, aktiviti perkhidmatan berkaitan percetakan dan penerbitan semula media rakaman	65,015	67,428	65,618	63,077	62,499	67,428	67,661
18110	Percetakan	52,308	54,714	52,886	50,851	50,324	54,714	55,001
18120	Aktiviti perkhidmatan berkaitan percetakan &	12,707	12,714	12,733	12,226	12,175	12,714	12,660
18200	Penerbitan semula media rakaman							
192 (19201 & 19202)	Pembuatan produk petroleum bertapis	16,623	17,093	17,207	16,812	17,148	17,093	17,719
201	Pembuatan kimia asas, baja dan sebatian nitrogen, plastik dan getah sintetik dalam bentuk primer	50,632	46,703	49,516	47,941	48,207	46,703	47,789
20111	Pembuatan gas perindustrian atau perubatan bukan organik dalam bentuk cecair atau mampat	6,726	5,496	7,226	7,174	7,312	5,496	5,578
20112 &	Pembuatan kimia organik asas	16,622	18,092	16,731	16,380	16,537	18,092	18,429
20113	Pembuatan sebatian bukan organik							
20121 &	Pembuatan baja	11,002	9,123	11,372	10,368	10,481	9,123	9,547
20129	Pembuatan produk campuran nitrogen	13,911	11,283	11,713	11,622	11,441	11,283	11,408
20131	Pembuatan plastik dalam bentuk primer	2,372	2,710	2,474	2,397	2,436	2,710	2,826
	Industri lain							
202 & 203	Pembuatan produk kimia lain dan serat buatan manusia	50,796	54,990	55,458	53,701	53,091	54,990	57,439
20210	Pembuatan racun perosak dan produk agrokimia lain	3,426	4,044	3,912	3,852	3,826	4,044	3,964
20221	Pembuatan cat, varnis dan penyadur dan mastik	10,113	9,483	12,081	10,065	9,795	9,483	11,223
20222	Pembuatan dakwat cetak	3,946	4,911	4,856	4,893	4,893	4,911	5,760
20231 &	Pembuatan sabun dan bahan pencuci, penyediaan membersih dan mengilat	20,518	20,535	20,838	21,010	20,643	20,535	20,420
20232	Pembuatan pewangi dan penyediaan dandanan diri							
20291 &	Pembuatan plat fotografi, filem, sensitized paper dan other sensitized unexposed materials	12,280	15,564	13,272	13,379	13,436	15,564	15,603
20292 &	Pembuatan dakwat menulis dan melukis							
20299	Pembuatan produk kimia lain t.t.t.l.	514	454	499	502	497	454	469
	Industri lain							
210	Pembuatan produk farmaseutikal, kimia perubatan dan botani	23,344	25,092	23,420	26,265	26,547	25,092	24,800
21001	Pembuatan bahan aktif ubat-ubatan untuk digunakan oleh bidang farmakologi dalam pembuatan	16,629	18,048	16,716	18,571	18,614	18,048	17,686
	Industri lain	6,714	7,044	6,704	7,694	7,932	7,044	7,114
221	Pembuatan produk getah	121,606	122,498	122,761	127,350	125,645	122,498	124,905
22111	Pembuatan tayar getah untuk kenderaan	7,319	7,048	7,227	7,869	6,885	7,048	7,193
22112	Pembuatan bunga tayar yang boleh ditukar ganti dan tayar celup	2,147	2,209	2,066	1,945	2,046	2,209	2,086
22191 &	Pembuatan produk lain daripada getah asli atau sintetik, tidak divulkan, divulkan atau dikeraskan	18,011	16,796	17,964	17,930	17,343	16,796	16,690
22193	Pengilangan semula getah dan prosesan susu getah							
22192	Pembuatan sarung tangan getah	63,169	63,232	63,932	67,375	67,256	63,232	65,658
22199	Pembuatan produk getah lain yang t.t.t.l.	30,960	33,212	31,573	32,231	32,114	33,212	33,278
222	Pembuatan produk plastik	154,318	153,940	155,602	155,262	152,014	153,940	155,750
22201	Pembuatan produk plastik separa siap							
22202	Pembuatan produk plastik siap	35,653	33,803	35,213	35,656	34,467	33,803	35,934
22203	Pembuatan artikel plastik untuk pembungkusan baranaan	46,609	48,456	46,979	47,228	46,712	48,456	48,717
22204	Pembuatan barangan plastik jurubina	3,338	3,345	3,463	3,327	3,332	3,345	3,605
22205	Pembuatan pinggan mangkuk, peralatan dapur dan barangan tandas daripada plastik	12,867	12,961	13,249	13,124	12,920	12,961	14,992
22209	Pembuatan pelbagai produk plastik t.t.t.l.	55,851	55,375	56,698	55,927	54,582	55,375	52,503
231 (23101 & 23102 & 23109)	Pembuatan kaca dan produk kaca	17,853	18,828	18,144	17,782	17,490	18,828	18,896

2021		2022		2021			Group Description/Period
Q2	(Jan. - Jul.)	(Jan. - Jul.)	Jan.	Feb.	Mar.	Apr.	
67,098	66,545	66,582	67,192	66,363	65,389	65,106	Manufacture of products of wood, cork, straw and plaiting materials
37,163	36,914	36,663	37,144	36,608	36,056	35,781	Manufacture of veneer sheets and plywood
6,857	6,490	6,891	6,957	6,968	6,979	6,938	Manufacture of particle board and fibreboard
10,226	11,847	10,094	11,803	11,691	11,560	11,694	Manufacture of builders' carpentry
12,852	11,293	12,934	11,289	11,097	10,794	10,693	Other industry
56,605	53,891	56,767	55,040	55,359	55,320	54,957	Manufacture of paper and paper products
8,752	8,055	8,778	8,234	8,271	8,308	8,218	Manufacture of pulp, paper and paperboard
22,542	21,294	22,565	22,014	22,128	22,190	22,026	Manufacture of corrugated paper and paperboard and of containers of paper and paperboard
1,739	1,804	1,736	1,888	1,873	1,858	1,819	Manufacture of envelopes and letter-card
10,681	10,298	10,756	10,546	10,506	10,459	10,430	Manufacture of household and personal hygiene paper
7,467	7,231	7,448	6,861	7,183	7,194	7,133	Manufacture of gummed or adhesive paper in strips or rolls and labels and wall paper
5,425	5,209	5,485	5,497	5,398	5,312	5,332	Other industry
65,902	62,788	65,724	65,218	65,262	65,618	63,679	Printing, service activities related to printing and reproduction of recorded media
53,801	50,608	53,663	52,551	52,566	52,886	51,263	Printing
12,101	12,181	12,061	12,667	12,696	12,733	12,416	Service activities related to printing
							Reproduction of recorded media
17,262	17,135	17,640	16,790	16,792	17,207	16,752	Manufacture of refined petroleum products
47,062	48,372	47,174	49,507	49,469	49,516	48,366	Manufacture of basic chemicals, fertilizer and nitrogen compounds, plastics and synthetic rubber in primary forms
5,644	7,260	5,657	7,293	7,260	7,226	7,226	Manufacture of liquefied or compressed inorganic industrial or medical gases
18,299	16,632	18,506	16,822	16,776	16,731	16,637	Manufacture of basic organic chemicals
8,733	10,545	8,741	11,337	11,304	11,372	10,394	Manufacture of inorganic compounds
11,338	11,549	11,214	11,616	11,665	11,713	11,706	Manufacture of fertilizers
3,048	2,386	3,057	2,438	2,465	2,474	2,403	Manufacture of associated nitrogen products
							Manufacture of plastics in primary forms
							Other industry
55,739	53,114	55,529	52,650	52,560	55,458	53,088	Manufacture of other chemical products and man-made fibres
3,910	3,846	3,910	4,134	4,022	3,912	3,902	Manufacture of pesticides and other agrochemical products
9,270	10,073	9,220	10,471	10,150	12,081	10,108	Manufacture of paints, varnishes and similar coatings ink and mastics
5,647	4,902	5,651	3,946	3,949	4,856	4,790	Manufacture of printing ink
20,598	20,604	20,826	20,672	20,755	20,838	20,552	Manufacture of soap and detergents, cleaning and polishing preparations
							Manufacture of perfumes and toilet preparations
							Manufacture of photographic plates, films, sensitized paper and other sensitized unexposed materials
15,853	13,189	15,458	12,918	13,181	13,272	13,239	Manufacture of writing and drawing ink
461	500	464	509	504	499	497	Manufacture of other chemical products n.e.c.
							Other industry
27,994	26,471	28,379	23,328	23,477	23,420	26,421	Manufacture of pharmaceuticals, medicinal chemical and botanical products
19,648	18,706	20,019	16,602	16,762	16,716	18,728	Manufacture of medicinal active substances to be used for their pharmacological properties in the manufacture of medicaments
8,346	7,765	8,360	6,726	6,715	6,704	7,694	Other industry
126,655	126,402	125,708	122,565	121,922	122,761	127,930	Manufacture of rubber products
7,531	6,925	6,593	7,433	7,330	7,227	7,868	Manufacture of rubber tyres for vehicles
1,995	1,955	1,995	2,145	2,104	2,066	2,134	Manufacture of interchangeable tyre treads and retreading rubber tyres
16,952	18,092	17,239	18,074	17,851	17,964	18,257	Manufacture of other products of natural or synthetic rubber, unvulcanized, vulcanized or hardened
							Rubber remilling and latex processing
67,914	67,244	67,263	63,233	63,109	63,932	66,952	Manufacture of rubber gloves
32,264	32,186	32,618	31,679	31,528	31,573	32,720	Manufacture of other rubber products n.e.c.
156,889	154,029	158,191	156,350	155,614	155,602	157,585	Manufacture of plastics products
							Manufacture of semi-manufactures of plastic products
37,667	34,894	37,812	35,674	35,337	35,213	36,530	Manufacture of finished plastic products
48,901	46,731	49,093	47,579	47,144	46,979	47,556	Manufacture of plastic articles for the packing of goods
3,559	3,338	3,578	3,434	3,455	3,463	3,452	Manufacture of builders' plastics ware
15,478	12,855	15,588	13,118	13,143	13,249	13,295	Manufacture of plastic tableware, kitchenware and toilet articles
51,285	56,211	52,120	56,545	56,535	56,698	56,753	Manufacture of diverse plastic products n.e.c.
20,023	17,691	20,316	18,034	18,088	18,144	18,253	Manufacture of glass and glass products

Kod Kumpulan Group code	Keterangan Kumpulan/Tempoh	2021				
		Mei	Jun	Jul.	Ogo.	Sep.
162	Pembuatan produk daripada kayu, gabus, jerami dan bahan jalinan lain	67,657	65,967	66,545	66,584	67,726
16211	Pembuatan kepingan venier dan papan lapis	37,475	36,327	36,914	37,159	38,302
16212	Pembuatan papan partikel dan papan gentian	6,940	6,513	6,490	6,440	6,360
16221	Pertukangan kayu untuk jurubina	11,913	11,892	11,847	11,837	11,920
	Industri lain	11,329	11,235	11,293	11,148	11,144
170	Pembuatan kertas dan produk kertas	54,800	54,235	53,891	53,894	54,814
17010	Pembuatan pulpa, kertas dan kertas tebal	8,182	8,058	8,055	7,984	8,132
17020	Pembuatan kertas gelugur dan kertas tebal dan bekas daripada kertas dan kertas tebal	22,029	22,041	21,294	21,579	22,055
17091	Pembuatan sampul surat dan kad surat	1,814	1,811	1,804	1,794	1,787
17092	Pembuatan kertas kegunaan rumah dan pembersih peribadi	10,368	10,350	10,298	10,254	10,366
17093	Pembuatan kertas bergam atau pelekat yang berjalur atau bergulung dan label dan kertas dinding	7,117	6,800	7,231	7,187	7,256
	Industri lain	5,291	5,174	5,209	5,096	5,217
181 & 182	Percetakan, aktiviti perkhidmatan berkaitan percetakan dan penerbitan semula media rakaman	63,844	63,077	62,788	62,872	62,499
18110	Percetakan	51,435	50,851	50,608	50,627	50,324
18120	Aktiviti perkhidmatan berkaitan percetakan &	12,410	12,226	12,181	12,244	12,175
18200	Penerbitan semula media rakaman					
192 (19201 & 19202)	Pembuatan produk petroleum bertapis	16,759	16,812	17,135	17,138	17,148
201	Pembuatan kimia asas, baja dan sebatian nitrogen, plastik dan getah sintetik dalam bentuk primer	48,155	47,941	48,372	48,356	48,207
20111	Pembuatan gas perindustrian atau perubatan bukan organik dalam bentuk cecair atau mampat	7,136	7,174	7,260	7,264	7,312
20112	Pembuatan kimia organik asas	16,612	16,380	16,632	16,613	16,537
20113	Pembuatan sebatian bukan organik					
20121	Pembuatan baja	10,377	10,368	10,545	10,554	10,481
20129	Pembuatan produk campuran nitrogen	11,615	11,622	11,549	11,515	11,441
20131	Pembuatan plastik dalam bentuk primer	2,414	2,397	2,386	2,410	2,436
	Industri lain					
202 & 203	Pembuatan produk kimia lain dan serat buatan manusia	53,548	53,701	53,114	52,958	53,091
20210	Pembuatan racun perosak dan produk agrokimia lain	3,854	3,852	3,846	3,822	3,826
20221	Pembuatan cat, varnis dan penyadur dan mastik	10,074	10,065	10,073	9,989	9,795
20222	Pembuatan dakwat cetak	4,802	4,893	4,902	4,890	4,893
20231	Pembuatan sabun dan bahan pencuci, penyediaan	21,060	21,010	20,604	20,545	20,643
20232	Pembuatan pewangi dan penyediaan dandanan diri					
20291	Pembuatan plat fotografi, filem, sensitized paper dan other sensitized unexposed materials					
20292	Pembuatan dakwat menulis dan melukis	13,261	13,379	13,189	13,211	13,436
20299	Pembuatan produk kimia lain t.t.t.l.	496	502	500	500	497
	Industri lain					
210	Pembuatan produk farmaseutikal, kimia perubatan dan botani	26,220	26,265	26,471	26,721	26,547
21001	Pembuatan bahan aktif ubat-ubatan untuk digunakan oleh bidang farmakologi dalam pembuatan	18,593	18,571	18,706	18,849	18,614
	Industri lain	7,628	7,694	7,765	7,872	7,932
221	Pembuatan produk getah	127,583	127,350	126,402	125,912	125,645
22111	Pembuatan tayar getah untuk kenderaan	7,887	7,869	6,925	6,910	6,885
22112	Pembuatan bunga tayar yang boleh ditukar ganti dan tayar celup	2,056	1,945	1,955	2,013	2,046
22191	Pembuatan produk lain daripada getah asli atau sintetik, tidak divulkan, divulkan atau dikeraskan	18,010	17,930	18,092	17,962	17,343
22193	Pengilangan semula getah dan prosesan susu getah					
22192	Pembuatan sarung tangan getah	67,031	67,375	67,244	67,042	67,256
22199	Pembuatan produk getah lain yang t.t.t.l.	32,599	32,231	32,186	31,986	32,114
222	Pembuatan produk plastik	157,137	155,262	154,029	153,404	152,014
22201	Pembuatan produk plastik separa siap	36,348	35,656	34,894	34,573	34,467
22202	Pembuatan produk plastik siap					
22203	Pembuatan artikel plastik untuk pembungkusan baranaan	47,488	47,228	46,731	46,636	46,712
22204	Pembuatan barangan plastik jurubina	3,417	3,327	3,338	3,349	3,332
22205	Pembuatan pinggan mangkuk, peralatan dapur dan barangan tandas daripada plastik	13,298	13,124	12,855	12,925	12,920
22209	Pembuatan pelbagai produk plastik t.t.t.l.	56,585	55,927	56,211	55,920	54,582
231 (23101 & 23102 & 23109)	Pembuatan kaca dan produk kaca	18,032	17,782	17,691	17,714	17,490

2022										Group Description/Period
Okt.	Nov.	Dis.	Jan.	Feb.	Mac	Apr.	Mei	Jun	Jul.	
67,613	68,602	67,877	67,971	67,654	65,777	65,246	67,791	67,098	66,582	Manufacture of products of wood, cork, straw and plaiting materials
37,726	38,045	37,770	37,144	36,803	36,497	36,103	37,850	37,163	36,663	Manufacture of veneer sheets and plywood
6,450	6,696	6,751	6,880	6,912	6,874	6,824	6,862	6,857	6,891	Manufacture of particle board and fibreboard
12,021	11,401	11,216	11,224	11,258	9,992	9,877	10,209	10,226	10,094	Manufacture of builders' carpentry
11,416	12,460	12,141	12,723	12,681	12,414	12,443	12,870	12,852	12,934	Other industry
55,655	56,618	56,213	56,584	57,016	56,974	56,425	56,563	56,605	56,767	Manufacture of paper and paper products
8,720	8,785	8,792	8,814	8,720	8,713	8,724	8,720	8,752	8,778	Manufacture of pulp, paper and paperboard
22,407	22,432	22,313	22,280	22,635	22,656	22,334	22,447	22,542	22,565	Manufacture of corrugated paper and paperboard and of containers of paper and paperboard
1,773	1,711	1,697	1,746	1,730	1,713	1,675	1,731	1,739	1,736	Manufacture of envelopes and letter-card
10,337	11,223	10,976	11,052	10,972	10,908	10,842	10,709	10,681	10,756	Manufacture of household and personal hygiene paper
7,192	7,195	7,192	7,232	7,527	7,510	7,426	7,547	7,467	7,448	Manufacture of gummed or adhesive paper in strips or rolls and labels and wall paper
5,226	5,272	5,243	5,460	5,431	5,474	5,425	5,409	5,425	5,485	Other industry
65,050	67,089	67,428	67,482	67,331	67,661	65,412	65,771	65,902	65,724	Printing, service activities related to printing and reproduction of recorded media
52,451	54,398	54,714	54,758	54,616	55,001	53,211	53,646	53,801	53,663	Printing
12,600	12,691	12,714	12,724	12,715	12,660	12,201	12,125	12,101	12,061	Service activities related to printing
										Reproduction of recorded media
17,060	16,982	17,093	17,035	17,282	17,719	17,224	17,268	17,262	17,640	Manufacture of refined petroleum products
47,951	46,707	46,703	46,975	47,364	47,789	46,889	47,043	47,062	47,174	Manufacture of basic chemicals, fertilizer and nitrogen compounds, plastics and synthetic rubber
7,243	5,504	5,496	5,652	5,582	5,578	5,578	5,591	5,644	5,657	Manufacture of liquefied or compressed inorganic industrial or medical gases
16,634	17,993	18,092	18,105	18,175	18,429	18,299	18,319	18,299	18,506	Manufacture of basic organic chemicals
10,370	9,222	9,123	9,231	9,576	9,547	8,694	8,731	8,733	8,741	Manufacture of inorganic compounds
11,274	11,307	11,283	11,210	11,221	11,408	11,370	11,323	11,338	11,214	Manufacture of fertilizers
2,430	2,680	2,710	2,777	2,809	2,826	2,947	3,080	3,048	3,057	Manufacture of associated nitrogen products
54,577	55,293	54,990	55,367	54,781	57,439	55,236	55,880	55,739	55,529	Manufacture of other chemical products and man-made fibres
3,848	4,005	4,044	4,066	3,953	3,964	3,931	3,909	3,910	3,910	Manufacture of pesticides and other agrochemical
9,821	9,603	9,483	9,832	9,510	11,223	9,350	9,297	9,270	9,220	Manufacture of paints, varnishes and similar
4,796	4,914	4,911	4,918	4,911	5,760	5,720	5,738	5,647	5,651	Manufacture of printing ink
20,604	20,680	20,535	20,543	20,381	20,420	19,939	20,719	20,598	20,826	Manufacture of soap and detergents, cleaning and polishing preparations
										Manufacture of perfumes and toilet preparations
										Manufacture of photographic plates, films, sensitized paper and other sensitized unexposed materials
15,011	15,635	15,564	15,544	15,558	15,603	15,831	15,753	15,853	15,458	Manufacture of writing and drawing ink
										Manufacture of other chemical products n.e.c.
497	457	454	464	468	469	465	465	461	464	Other industry
26,387	25,048	25,092	24,691	24,817	24,800	28,001	27,853	27,994	28,379	Manufacture of pharmaceuticals, medicinal chemical and botanical products
18,662	18,112	18,048	17,532	17,718	17,686	19,720	19,615	19,648	20,019	Manufacture of medicinal active substances to be used for their pharmacological properties in the manufacture of medicaments
7,725	6,937	7,044	7,159	7,099	7,114	8,281	8,238	8,346	8,360	Other industry
125,212	122,967	122,498	125,135	124,663	124,905	130,436	129,975	126,655	125,708	Manufacture of rubber products
6,839	6,925	7,048	7,166	7,228	7,193	7,702	7,714	7,531	6,593	Manufacture of rubber tyres for vehicles
2,085	2,235	2,209	2,218	2,129	2,086	2,189	2,118	1,995	1,995	Manufacture of interchangeable tyre treads and retreading rubber tyres
17,133	16,836	16,796	16,928	16,741	16,690	17,530	17,379	16,952	17,239	Manufacture of other products of natural or synthetic rubber, unvulcanized, vulcanized or hardened
66,857	63,588	63,232	65,383	64,940	65,658	68,626	68,438	67,914	67,263	Rubber remilina and latex processing
32,299	33,384	33,212	33,441	33,625	33,278	34,389	34,327	32,264	32,618	Manufacture of rubber gloves
										Manufacture of other rubber products n.e.c.
152,499	153,703	153,940	152,343	151,129	155,750	157,536	156,895	156,889	158,191	Manufacture of plastics products
34,547	33,870	33,803	33,435	33,192	35,934	37,138	36,993	37,667	37,812	Manufacture of semi-manufactures of plastic products
47,132	48,154	48,456	47,719	47,285	48,717	49,077	48,773	48,901	49,093	Manufacture of finished plastic products
3,374	3,332	3,345	3,375	3,357	3,605	3,626	3,569	3,559	3,578	Manufacture of plastic articles for the packing of goods
12,999	13,012	12,961	14,888	14,887	14,992	15,369	15,439	15,478	15,588	Manufacture of builders' plastics ware
54,447	55,334	55,375	52,926	52,408	52,503	52,326	52,120	51,285	52,120	Manufacture of plastic tableware, kitchenware and toilet articles
										Manufacture of diverse plastic products n.e.c.
18,012	17,921	18,828	19,062	18,882	18,896	18,857	20,021	20,023	20,316	Manufacture of glass and glass products

Kod Kumpulan Group code	Keterangan Kumpulan/Tempoh	2020	2021	2021				2022
				Q1	Q2	Q3	Q4	Q1
239	Pembuatan pengeluaran galian bukan logam f.t.t.l.	85,533	86,772	86,053	84,988	86,338	86,772	86,285
23911	Pembuatan mortar refraktori dan konkrit							
&								
23921	Pembuatan seramik bukan refraktori	11,012	11,409	11,682	11,585	11,268	11,409	10,613
23930	Pembuatan produk porselin dan seramik lain	5,438	5,100	5,171	5,271	5,025	5,100	5,067
23941	Pembuatan simen hidraulik	7,223	7,667	7,393	7,392	7,368	7,667	7,659
23951	Pembuatan konkrit dan mortar siap bancuh dan bancuhan kering	15,696	16,004	14,953	15,129	16,178	16,004	15,409
23952	Pembuatan konkrit pratuangan, simen atau artikel							
&	batu buatan yang digunakan dalam pembinaan;							
23953	Pembuatan komponen struktur pasang siap untuk							
&	bangunan atau kejuruteraan awam dari simen, batu							
	atau konkrit buatan	29,327	30,295	29,886	28,821	29,458	30,295	30,601
23959	Pembuatan artikel konkrit, simen dan plaster lain f.t.t.l.							
23990	Pembuatan produk mineral bukan logam lain f.t.t.l.	8,190	8,590	8,351	8,199	8,417	8,590	8,994
	Industri lain	8,647	7,707	8,618	8,591	8,624	7,707	7,941
241 (24101 & 24102 & 24103 & 24104 & 24109)	Pembuatan besi dan keluli asas	53,365	54,326	52,662	51,756	50,739	54,326	53,134
242 (24201 & 24202 & 24209)	Pembuatan logam asas berharga dan logam bukan ferus lain	42,793	41,977	43,467	41,629	41,662	41,977	43,474
243	Pengacuan logam	14,524	14,773	15,603	14,511	14,507	14,773	15,641
251 & 252	Pembuatan produk struktur logam, tangki, takungan, penjana wap, senjata dan peluru	60,344	59,684	61,301	57,540	59,885	59,684	59,909
25113	Pembuatan pintu, tingkap dan bingkai, penutup							
&	tingkap dan pintu pagar daripada logam	41,143	40,418	42,112	39,080	41,148	40,418	40,766
25119	Pembuatan produk struktur logam lain							
25120	Pembuatan tangki, takungan dan kontena daripada logam	10,782	10,948	10,747	10,497	10,807	10,948	10,865
	Industri lain	8,419	8,319	8,443	7,963	7,930	8,319	8,277
259	Pembuatan lain-lain produk yang direka daripada logam; aktiviti perkhidmatan kerja logam	94,309	96,998	96,655	94,320	94,729	96,998	99,149
25910	Tempaan, tekanan, hentakan dan bentuk gelean logam; serbuk metalurgi	21,355	21,823	21,586	21,444	21,559	21,823	21,931
25920	Rawatan dan penyalutan logam; menggunakan	11,576	12,158	12,771	11,930	11,648	12,158	13,179
25991	Pembuatan tin untuk produk makanan dan minuman, tiub dan kotak boleh dilipat	7,766	7,800	7,681	7,596	7,470	7,800	7,758
25992	Pembuatan kabel, plaited bands (jalur/pita berpintal)							
&	dan artikel seumpamanya daripada logam	19,267	19,308	18,955	18,562	19,134	19,308	19,158
25993	Pembuatan bolt, skru, nat dan produk uliran seumpamanya							
25994	Pembuatan barangan rumah daripada logam	3,451	3,194	3,528	3,141	3,064	3,194	3,315
25999	Pembuatan produk lain yang direka daripada logam f.t.t.l.	20,712	22,227	21,812	21,518	21,619	22,227	22,990
	Industri lain	10,183	10,488	10,322	10,127	10,236	10,488	10,817
261	Pembuatan komponen dan papan elektronik	200,705	218,374	204,576	209,068	211,084	218,374	221,659
26101	Pembuatan diod, transistor dan alatan semikonduktor							
&	yang seumpamanya	111,358	119,761	113,322	116,030	118,140	119,761	121,453
26102	Pembuatan litar elektronik bersepadu dengan pemasangan mikro							
26103	Pembuatan kapasitor dan perintang elektrik							
&								
26104	Pembuatan papan litar bercetak	75,518	84,490	77,520	78,999	79,110	84,490	85,967
&								
26105	Pembuatan komponen paparan							
26109	Pembuatan komponen lain untuk aplikasi elektronik	13,829	14,124	13,734	14,039	13,835	14,124	14,240
262 (26201 & 26202)	Pembuatan komputer dan kelengkapan peranti	60,287	65,839	61,218	61,865	63,876	65,839	66,588
263/ 26300	Pembuatan peralatan komunikasi	23,686	24,324	23,250	24,201	24,171	24,324	24,324
264/ 26400	Pembuatan peralatan elektronik pengguna	33,999	33,782	33,624	33,516	34,256	33,782	33,826
265	Pembuatan kelengkapan mengukur, menguji, memandu arah dan kawalan; jam tangan dan jam	27,479	29,332	28,566	28,467	28,652	29,332	29,638
26511	Pembuatan kelengkapan mengukur, menguji,							
&	memandu arah dan kawalan	21,067	22,605	22,007	22,100	22,424	22,605	22,640
26512	Pembuatan kelengkapan kawalan proses							
26520	Pembuatan jam tangan dan jam dan bahagiannya	6,412	6,727	6,558	6,367	6,228	6,727	6,998
266/ 26600	Pembuatan peralatan penyinaran, perubatan elektro dan elektroterapeutik	12,909	12,927	12,881	13,088	13,384	12,927	12,827

2021		2022		2021			Group Description/Period
Q2	(Jan. - Jul.)	(Jan. - Jul.)	Jan.	Feb.	Mar.	Apr.	
86,241	85,553	86,684	87,300	85,584	86,053	86,732	Manufacture of non-metallic mineral products n.e.c. <i>Manufacture of refractory mortars and concretes</i>
10,488	11,313	10,482	11,381	11,074	11,682	11,683	<i>Manufacture of non-refractory ceramic</i>
5,122	5,227	5,245	5,501	5,195	5,171	5,178	<i>Manufacture of other porcelain and ceramic products</i>
7,902	7,379	7,918	7,393	7,387	7,393	7,470	<i>Manufacture of hydraulic cement</i>
15,914	15,389	15,865	16,036	15,022	14,953	15,292	<i>Manufacture of ready-mix and dry-mix concrete and mortars</i>
							<i>Manufacture of precast concrete, cement or artificial stone articles for use in construction</i>
29,880	29,373	30,237	29,660	29,743	29,886	29,888	<i>Manufacture of prefabricated structural components for building or civil engineering of cement, concrete or artificial stone</i>
							<i>Manufacture of other articles of concrete, cement and plaster n.e.c.</i>
8,779	8,285	8,814	8,366	8,383	8,351	8,419	<i>Manufacture of other non-metallic mineral products n.e.c.</i>
8,157	8,588	8,123	8,963	8,780	8,618	8,804	<i>Other industry</i>
53,724	50,837	53,707	54,315	52,823	52,662	51,560	Manufacture of basic iron and steel
42,105	41,339	42,521	42,928	43,551	43,467	43,113	Manufacture of basic precious and other non-ferrous metals
14,579	14,100	14,664	14,616	15,068	15,603	14,822	Casting of metals
58,461	58,258	58,305	60,676	60,608	61,301	60,278	Manufacture of structural metal products, tanks, reservoirs, steam generators, weapons and ammunition
39,197	39,772	38,893	41,406	41,402	42,112	41,377	<i>Manufacture of metal doors, windows and their frames, shutters and gates</i>
							<i>Manufacture of other structural metal products</i>
10,928	10,584	11,029	10,786	10,770	10,747	10,728	<i>Manufacture of tanks, reservoirs and containers of metal</i>
8,337	7,901	8,383	8,484	8,436	8,443	8,172	<i>Other industry</i>
96,926	93,610	96,892	94,941	95,656	96,655	95,985	Manufacture of other fabricated metal products; metal working service activities
22,023	21,160	21,806	21,776	21,738	21,586	21,509	<i>Forging, pressing, stamping and roll-forming of metal; powder metallurgy</i>
12,179	11,984	12,415	11,649	12,221	12,771	12,300	<i>Treatment and coating of metals; machining</i>
7,672	7,512	7,724	7,878	7,784	7,681	7,725	<i>Manufacture of tins and cans for food products, collapsible tubes and boxes</i>
							<i>Manufacture of metal cable, plaited bands and similar articles</i>
18,901	18,380	18,945	19,311	19,074	18,955	18,816	<i>Manufacture of bolts, screws, nuts and similar threaded products</i>
3,188	3,018	3,008	3,457	3,492	3,528	3,485	<i>Manufacture of metal household articles</i>
22,358	21,359	22,278	20,731	21,221	21,812	21,878	<i>Manufacture of any other fabricated metal products n.e.c.</i>
10,606	10,195	10,716	10,139	10,126	10,322	10,271	<i>Other industry</i>
226,483	209,535	227,591	200,915	203,356	204,576	206,925	Manufacture of electronic components and boards <i>Manufacture of diodes, transistors and similar semiconductor devices</i>
124,849	116,405	125,551	111,476	112,907	113,322	115,375	<i>Manufacture of electronic integrated circuits micro assemblies</i>
							<i>Manufacture of electrical capacitors and resistors</i>
87,023	79,154	87,549	75,637	76,630	77,520	77,705	<i>Manufacture of printed circuit boards</i>
							<i>Manufacture of display components</i>
14,612	13,975	14,491	13,802	13,819	13,734	13,845	<i>Manufacture of other components for electronic applications</i>
67,693	62,743	67,694	61,091	61,454	61,218	61,137	Manufacture of computers and peripheral equipment
25,314	24,107	25,435	23,459	23,418	23,250	23,603	Manufacture of communication equipment
35,326	31,842	35,808	33,722	33,673	33,624	33,359	Manufacture of consumer electronics
29,895	28,465	30,282	28,433	28,471	28,566	28,611	Manufacture of measuring, testing, navigating and control equipment; watches and clocks
							<i>Manufacture of measuring, testing, navigating and control equipment</i>
22,845	22,219	23,211	22,074	22,013	22,007	22,090	<i>Manufacture of industrial process control equipment</i>
7,049	6,246	7,070	6,359	6,458	6,558	6,521	<i>Manufacture of watches and clocks and parts</i>
12,938	13,284	13,008	12,863	12,872	12,881	12,828	Manufacture of irradiation, electromedical and electrotherapeutic equipment

Kod Kumpulan Group code	Keterangan Kumpulan/Tempoh	2021				
		Mei	Jun	Jul.	Ogo.	Sep.
239	Pembuatan pengeluaran galian bukan logam f.t.f.l.	86,745	84,988	85,553	85,627	86,338
23911	Pembuatan mortar refraktori dan konkrit &					
23921	Pembuatan seramik bukan refraktori	11,683	11,585	11,313	11,252	11,268
23930	Pembuatan produk porselin dan seramik lain	5,359	5,271	5,227	5,206	5,025
23941	Pembuatan simen hidraulik	7,418	7,392	7,379	7,357	7,368
23951	Pembuatan konkrit dan mortar siap bancuh dan bancuhan kering	15,337	15,129	15,389	15,811	16,178
23952	Pembuatan konkrit pratuangan, simen atau artikel batu buatan yang digunakan dalam pembinaan;					
23953	& Pembuatan komponen struktur pasang siap untuk bangunan atau kejuruteraan awam dari simen, batu atau konkrit buatan	29,741	28,821	29,373	29,177	29,458
23959	Pembuatan artikel konkrit, simen dan plaster lain f.t.f.l.					
23990	Pembuatan produk mineral bukan logam lain f.t.f.l.	8,478	8,199	8,285	8,250	8,417
	Industri lain	8,730	8,591	8,588	8,574	8,624
241 (24101 & 24102 & 24103 & 24104 & 24109)	Pembuatan besi dan keluli asas	51,505	51,756	50,837	50,710	50,739
242 (24201 & 24202 & 24209)	Pembuatan logam asas berharga dan logam bukan ferus lain	42,833	41,629	41,339	41,298	41,662
243	Pengacuan logam	14,582	14,511	14,100	14,448	14,507
251 & 252	Pembuatan produk struktur logam, tangki, takungan, penjana wap, senjata dan peluru	60,224	57,540	58,258	58,340	59,885
25113	Pembuatan pintu, tingkap dan bingkai, penutup & tingkap dan pintu pagar daripada logam	41,579	39,080	39,772	39,969	41,148
25119	Pembuatan produk struktur logam lain					
25120	Pembuatan tangki, takungan dan kontena daripada logam	10,668	10,497	10,584	10,459	10,807
	Industri lain	7,977	7,963	7,901	7,913	7,930
259	Pembuatan lain-lain produk yang direka daripada logam; aktiviti perkhidmatan kerja logam	95,505	94,320	93,610	93,585	94,729
25910	Tempaan, tekanan, hentakan dan bentuk gelean logam; serbuk metalurgi	21,524	21,444	21,160	21,160	21,559
25920	Rawatan dan penyalutan logam; menggunakan	12,218	11,930	11,984	11,726	11,648
25991	Pembuatan tin untuk produk makanan dan minuman, tiub dan kotak boleh dilipat	7,647	7,596	7,512	7,461	7,470
25992	Pembuatan kabel, plaited bands (jalur/pita berpintal) & dan artikel seumpamanya daripada logam					
25993	Pembuatan bolt, skru, nat dan produk uliran seumpamanya	18,669	18,562	18,380	18,487	19,134
25994	Pembuatan barangan rumah daripada logam	3,507	3,141	3,018	3,035	3,064
25999	Pembuatan produk lain yang direka daripada logam f.t.f.l.	21,717	21,518	21,359	21,468	21,619
	Industri lain	10,223	10,127	10,195	10,248	10,236
261	Pembuatan komponen dan papan elektronik	207,783	209,068	209,535	211,189	211,084
26101	Pembuatan diod, transistor dan alatan semikonduktor & yang seumpamanya					
26102	Pembuatan litar elektronik bersepadu dengan pemasangan mikro	115,969	116,030	116,405	118,017	118,140
26103	Pembuatan kapasitor dan perintang elektrik &					
26104	Pembuatan papan litar bercetak &	77,823	78,999	79,154	79,289	79,110
26105	Pembuatan komponen paparan					
26109	Pembuatan komponen lain untuk aplikasi elektronik	13,991	14,039	13,975	13,883	13,835
262 (26201 & 26202)	Pembuatan komputer dan kelengkapan peranti	61,768	61,865	62,743	63,212	63,876
263/ 26300	Pembuatan peralatan komunikasi	23,855	24,201	24,107	24,231	24,171
264/ 26400	Pembuatan peralatan elektronik pengguna	33,670	33,516	31,842	33,292	34,256
265	Pembuatan kelengkapan mengukur, menguji, memandu arah dan kawalan; jam tangan dan jam	28,664	28,467	28,465	28,644	28,652
26511	Pembuatan kelengkapan mengukur, menguji, & memandu arah dan kawalan	22,176	22,100	22,219	22,384	22,424
26512	Pembuatan kelengkapan kawalan proses					
26520	Pembuatan jam tangan dan jam dan bahagiannya	6,488	6,367	6,246	6,261	6,228
266/ 26600	Pembuatan peralatan penyinaran, perubatan elektro dan elektroterapeutik	12,905	13,088	13,284	13,448	13,384

2022										Group Description/Period
Okt.	Nov.	Dis.	Jan.	Feb.	Mac	Apr.	Mei	Jun	Jul.	
85,832	86,536	86,772	87,601	86,032	86,285	86,714	86,045	86,241	86,684	Manufacture of non-metallic mineral products n.e.c. <i>Manufacture of refractory mortars and concretes</i>
10,991	11,338	11,409	10,694	10,459	10,613	10,507	10,476	10,488	10,482	<i>Manufacture of non-refractory ceramic</i>
5,115	5,087	5,100	5,190	5,132	5,067	5,030	5,101	5,122	5,245	<i>Manufacture of other porcelain and ceramic products</i>
7,370	7,642	7,667	7,687	7,697	7,659	7,888	7,915	7,902	7,918	<i>Manufacture of hydraulic cement</i>
15,710	15,973	16,004	16,143	15,368	15,409	16,087	15,880	15,914	15,865	<i>Manufacture of ready-mix and dry-mix concrete and mortars</i>
										<i>Manufacture of precast concrete, cement or artificial stone articles for use in construction</i>
29,408	30,169	30,295	30,821	30,287	30,601	30,102	29,809	29,880	30,237	<i>Manufacture of prefabricated structural components for building or civil engineering of cement, concrete or artificial stone</i>
8,605	8,624	8,590	8,927	9,021	8,994	8,949	8,773	8,779	8,814	<i>Manufacture of other articles of concrete, cement</i>
8,633	7,703	7,707	8,139	8,067	7,941	8,150	8,090	8,157	8,123	<i>Manufacture of other non-metallic mineral products n.e.c.</i> <i>Other industry</i>
51,914	51,801	54,326	54,006	52,709	53,134	53,358	53,314	53,724	53,707	Manufacture of basic iron and steel
41,874	41,967	41,977	42,550	43,684	43,474	43,758	43,254	42,105	42,521	Manufacture of basic precious and other non-ferrous metals
14,504	14,750	14,773	15,364	15,691	15,641	14,651	14,485	14,579	14,664	Casting of metals
60,091	59,486	59,684	59,751	59,357	59,909	59,372	59,608	58,461	58,305	Manufacture of structural metal products, tanks, reservoirs , steam generators , weapons and ammunition
41,208	40,222	40,418	40,558	40,308	40,766	40,145	40,337	39,197	38,893	<i>Manufacture of metal doors, windows and their frames, shutters and gates</i> <i>Manufacture of other structural metal products</i>
10,869	10,959	10,948	10,864	10,907	10,865	10,975	11,013	10,928	11,029	<i>Manufacture of tanks, reservoirs and containers of metal</i>
8,015	8,305	8,319	8,330	8,142	8,277	8,252	8,258	8,337	8,383	<i>Other industry</i>
95,369	96,059	96,998	97,460	97,873	99,149	97,668	97,373	96,926	96,892	Manufacture of other fabricated metal products; metal working service activities
21,716	21,806	21,823	22,053	22,104	21,931	21,897	22,087	22,023	21,806	<i>Forging, pressing, stamping and roll-forming of metal; powder metallurgy</i>
11,872	12,055	12,158	12,243	12,636	13,179	12,435	12,331	12,179	12,415	<i>Treatment and coating of metals; machining</i>
7,600	7,685	7,800	7,949	7,881	7,758	7,842	7,624	7,672	7,724	<i>Manufacture of tins and cans for food products, collapsible tubes and boxes</i> <i>Manufacture of metal cable, plaited bands and similar articles</i>
19,015	19,260	19,308	19,189	19,230	19,158	18,932	18,881	18,901	18,945	<i>Manufacture of bolts, screws, nuts and similar threaded products</i> <i>Manufacture of metal household articles</i>
3,057	3,210	3,194	3,174	3,202	3,315	3,213	3,258	3,188	3,008	<i>Manufacture of any other fabricated metal products n.e.c.</i>
21,710	21,563	22,227	22,348	22,213	22,990	22,578	22,538	22,358	22,278	<i>Other industry</i>
10,399	10,480	10,488	10,504	10,607	10,817	10,771	10,655	10,606	10,716	
215,201	216,965	218,374	217,493	219,452	221,659	223,410	223,914	226,483	227,591	Manufacture of electronic components and boards <i>Manufacture of diodes, transistors and similar semiconductor devices</i>
118,487	119,077	119,761	118,738	119,920	121,453	123,132	123,368	124,849	125,551	<i>Manufacture of electronic integrated circuits micro assemblies</i> <i>Manufacture of electrical capacitors and resistors</i>
82,840	83,795	84,490	84,511	85,312	85,967	85,852	85,870	87,023	87,549	<i>Manufacture of printed circuit boards</i>
										<i>Manufacture of display components</i>
13,874	14,092	14,124	14,244	14,220	14,240	14,426	14,676	14,612	14,491	<i>Manufacture of other components for electronic applications</i>
63,930	65,743	65,839	66,148	66,213	66,588	66,284	67,298	67,693	67,694	Manufacture of computers and peripheral equipment
24,286	24,497	24,324	24,003	24,284	24,324	24,524	24,928	25,314	25,435	Manufacture of communication equipment
34,864	34,181	33,782	34,126	33,941	33,826	34,526	34,949	35,326	35,808	Manufacture of consumer electronics
28,749	29,282	29,332	29,553	29,454	29,638	29,550	29,537	29,895	30,282	Manufacture of measuring, testing, navigating and control equipment; watches and clocks
22,567	22,516	22,605	22,822	22,666	22,640	22,651	22,611	22,845	23,211	<i>Manufacture of measuring, testing, navigating and control equipment</i> <i>Manufacture of industrial process control equipment</i>
6,181	6,766	6,727	6,731	6,787	6,998	6,899	6,926	7,049	7,070	<i>Manufacture of watches and clocks and parts</i>
13,324	12,968	12,927	12,854	12,808	12,827	12,714	12,827	12,938	13,008	Manufacture of irradiation, electromedical and electrotherapeutic equipment

Kod Kumpulan Group code	Keterangan Kumpulan/Tempoh	2020	2021	2021				2022
				Q1	Q2	Q3	Q4	Q1
267 (26701 & 26702) & 268 (26800)	Pembuatan peralatan optikal, kelengkapan fotografi, media magnetik dan optikal	6,472	5,900	6,353	6,352	6,261	5,900	5,643
271	Pembuatan motor elektrik, penjana, transformer dan perkakasan pengagihan dan pengawalan elektrik	40,572	43,287	41,568	40,743	42,472	43,287	43,237
	27101 Pembuatan motor elektrik, penjana dan transformer	17,997	19,041	19,015	18,385	18,891	19,041	19,128
	27102 Pembuatan perkakasan pengagihan dan penaawalan elektrik	22,575	24,245	22,552	22,358	23,582	24,245	24,109
272/ 27200	Pembuatan bateri dan akumulator	8,792	8,019	8,964	8,620	8,604	8,019	8,489
273	Pembuatan pendawaian dan peranti pendawaian	22,421	24,181	21,783	22,241	23,044	24,181	23,924
	27310 Pembuatan kabel gentian optikal	890	887	887	874	946	887	937
	27320 Pembuatan wayar dan kabel elektronik dan elektrik lain	20,112	21,561	19,449	19,631	20,353	21,561	21,213
	27330 Pembuatan alatan pendawaian pembawa dan bukan pembawa arus untuk litar elektrik (tanpa mengira jenis bahan)	1,419	1,733	1,447	1,736	1,745	1,733	1,774
274/ 27400	Pembuatan kelengkapan pencahayaan elektrik	4,551	3,692	4,415	4,321	4,105	3,692	3,642
275/ 27500	Pembuatan perkakasan domestik	14,831	15,318	15,462	15,009	14,755	15,318	15,787
279/ 27900	Pembuatan kelengkapan elektrik lain	7,545	7,583	7,466	7,335	7,381	7,583	7,727
281 & 282	Pembuatan jentera kegunaan umum dan kegunaan khas	91,983	92,969	92,497	93,644	91,587	92,969	93,591
	28120 & 28130 Pembuatan alat-alat kuasa bendalir & pam, pemampat, kepala paip dan injap lain	6,219	7,625	6,250	6,121	6,262	7,625	7,756
	28180 & 28220 Pembuatan alatan tangan yang menggunakan kuasa dilengkapkan dengan motor elektrik atau bukan motor elektrik atau pneumatik & Pembuatan jentera pembentukan logam dan alatan mesin	23,763	22,560	23,726	23,781	23,311	22,560	22,721
	28192 Pembuatan mesin penyaman udara, termasuk untuk kenderaan bermotor	9,507	8,760	9,240	9,077	8,696	8,760	9,434
	28290 Pembuatan lain-lain mesin bertujuan khas f.t.t.l. Industri lain	9,915	9,574	9,890	9,850	9,395	9,574	9,900
		42,579	44,450	43,391	44,816	43,922	44,450	43,781
291 (29101 & 29102)	Pembuatan kenderaan bermotor	23,829	24,246	23,975	23,655	23,976	24,246	24,441
292/ 29200	Pembuatan kerangka (coachwork) untuk kenderaan bermotor; pembuatan treler dan semi treler	6,578	6,504	6,509	6,563	6,572	6,504	6,672
293/ 29300	Pembuatan alat ganti dan aksesori untuk kenderaan bermotor	52,586	53,048	52,742	52,493	52,484	53,048	53,903
301 (30110 & 30120)	Pembinaan kapal dan bot	12,926	12,847	13,318	12,340	12,971	12,847	13,252
302, 303, 304 & 309	Pembuatan lokomotif keretapi, rolling stock, kapal angkasa dan udara, jentera berkaitan, kenderaan tempur ketenteraan, dan kelengkapan pengangkutan f.t.t.l.	28,327	28,749	29,773	28,366	28,632	28,749	30,075
	30910 Pembuatan motosikal	11,021	11,399	11,645	11,084	11,280	11,399	11,960
	30920 Pembuatan basikal dan invalid carriages Industri lain	3,467	3,222	3,861	3,372	3,237	3,222	3,428
		13,839	14,129	14,267	13,910	14,115	14,129	14,688
310	Pembuatan perabot	73,877	76,839	75,614	72,124	77,542	76,839	78,959
	31001 Pembuatan perabot kayu dan rotan Industri lain	55,809	58,845	56,642	53,543	58,867	58,845	60,777
		18,068	17,994	18,971	18,581	18,674	17,994	18,182
321 (32110 & 32120)	Pembuatan barang kemas, bijouterie dan artikel berkaitan	5,635	5,401	5,436	5,268	5,284	5,401	5,335
322, 325 & 329	Pembuatan instrumen muzik, peralatan dan bekalan perubatan dan pergigian dan pembuatan lain f.t.t.l.	24,317	26,303	25,614	25,402	25,565	26,303	26,627
	32901 Pembuatan alat tulis Industri lain	6,148	6,332	6,063	5,975	6,016	6,332	6,137
		18,169	19,972	19,551	19,427	19,549	19,972	20,490
323/ 32300	Pembuatan barangan sukan	2,360	2,667	2,652	2,564	2,526	2,667	2,614
324/ 32400	Pembuatan permainan dan mainan	4,826	4,851	4,882	4,698	4,800	4,851	4,936
331 & 332	Pembaikan pemasangan produk logam, jentera, kelengkapan dan pemasangan jentera perindustrian dan kelengkapan	39,976	41,456	41,113	40,018	41,003	41,456	42,865
	33150 Pembaikan dan penyelenggaraan kelengkapan pengangkutan kecuali motosikal dan basikal Industri lain	7,112	6,594	6,963	6,648	6,610	6,594	6,667
		32,864	34,861	34,151	33,370	34,392	34,861	36,198
Jumlah Pembuatan		2,199,195	2,259,619	2,233,545	2,215,420	2,231,406	2,259,619	2,287,325

Q2	2021	2022	2021				Group Description/Period
	(Jan. - Jul.)	(Jan. - Jul.)	Jan.	Feb.	Mar.	Apr.	
5,936	6,229	5,857	6,463	6,398	6,353	6,366	Manufacture of optical instruments, photographic equipment, magnetic and optical media
42,382	40,648	43,008	41,462	41,486	41,568	40,844	Manufacture of electric motors, generators, transformers and electricity distribution and control apparatus
18,606	18,476	18,555	18,932	18,974	19,015	18,482	Manufacture of electric motors, generators and transformers
23,776	22,172	24,453	22,530	22,512	22,552	22,362	Manufacture of electricity distribution and control apparatus
8,318	8,504	8,198	8,982	8,923	8,964	8,913	Manufacture of batteries and accumulators
24,331	22,123	23,984	22,193	21,960	21,783	21,562	Manufacture of wiring and wiring devices
966	886	999	878	883	887	871	Manufacture of fibre optic cables
21,614	19,506	21,238	19,886	19,639	19,449	19,235	Manufacture of other electronic and electric wires and cables
1,751	1,731	1,746	1,429	1,438	1,447	1,457	Manufacture of current-carrying and non current-carrying wiring devices for electrical circuits regardless of material
3,790	4,237	3,953	4,529	4,471	4,415	4,354	Manufacture of electric lighting equipment
15,552	14,792	15,266	14,887	14,826	15,462	15,283	Manufacture of domestic appliances
7,812	7,347	7,847	7,510	7,488	7,466	7,451	Manufacture of other electrical equipment
96,289	91,679	95,670	92,485	93,802	92,497	92,927	Manufacture of general-purpose and special-purpose machinery
							Manufacture of fluid power equipment
7,565	6,217	7,582	6,213	6,232	6,250	6,305	Manufacture of other pumps, compressors, taps and valves
							Manufacture of power-driven hand tools with self-contained electric or non-electric motor or pneumatic drives
22,846	23,448	22,405	23,589	24,069	23,726	24,041	Manufacture of metal-forming machinery and machine tools
9,295	8,592	9,487	9,203	9,267	9,240	9,212	Manufacture of air-conditioning machines, including for motor vehicles
9,860	9,859	9,850	9,937	9,913	9,890	10,046	Manufacture of other special-purpose machinery n.e.c.
46,723	43,563	46,346	43,542	44,321	43,391	43,323	Other industry
24,590	23,434	25,068	23,849	24,062	23,975	23,945	Manufacture of motor vehicles
6,905	6,546	6,862	6,610	6,606	6,509	6,642	Manufacture of bodies (coachwork) for motor vehicles; manufacture of trailers and semi-trailers
54,279	52,226	54,106	52,479	52,810	52,742	52,895	Manufacture of parts and accessories for motor vehicles
13,269	12,325	13,607	13,112	13,153	13,318	12,565	Building of ships and boats
29,704	28,305	29,633	29,686	29,734	29,773	28,817	Manufacture of railway locomotives, rolling stock, air and spacecraft, related machinery, military fighting vehicles and transport equipment n.e.c
11,574	11,045	11,425	11,329	11,486	11,645	11,202	Manufacture of motorcycles
3,554	3,338	3,562	3,846	3,853	3,861	3,504	Manufacture of bicycles and invalid carriages
14,577	13,922	14,647	14,511	14,395	14,267	14,111	Other industry
79,824	70,706	78,338	75,049	75,267	75,614	76,594	Manufacture of furniture
61,735	52,111	60,345	56,054	56,219	56,642	57,602	Manufacture of wooden and cane furniture
18,088	18,594	17,993	18,995	19,047	18,971	18,991	Other industry
5,278	5,338	5,351	5,770	5,701	5,436	5,406	Manufacture of jewellery, bijouterie and related articles
26,857	25,395	27,270	24,996	25,486	25,614	25,717	Manufacture of musical instruments, medical and dental instruments and supplies and other manufacturing n.e.c.
6,149	5,957	6,263	6,163	6,047	6,063	6,053	Manufacture of stationery
20,708	19,437	21,006	18,833	19,439	19,551	19,664	Other industry
2,605	2,562	2,615	2,636	2,644	2,652	2,604	Manufacture of sports goods
5,039	4,699	5,317	4,912	4,847	4,882	4,805	Manufacture of games and toys
43,016	40,374	42,826	41,454	41,750	41,113	41,056	Repair of fabricated metal products, machinery and equipment and installation of industrial machinery and equipment
6,739	6,618	6,640	7,278	7,123	6,963	6,963	Repair and maintenance of transport equipment except motorcycles and bicycles
36,276	33,756	36,187	34,177	34,628	34,151	34,093	Other industry
2,297,905	2,210,084	2,300,906	2,225,697	2,228,415	2,233,545	2,235,004	Total Manufacturing

Kod Kumpulan Group code	Keterangan Kumpulan/Tempoh	2021				
		Mei	Jun	Jul.	Ogo.	Sep.
267 (26701 & 26702) & 268 (26800)	Pembuatan peralatan optikal, kelengkapan fotografi, media magnetik dan optikal	6,392	6,352	6,229	6,310	6,261
271	Pembuatan motor elektrik, penjana, transformer dan perkakasan pengagihan dan pengawalan elektrik	40,743	40,743	40,648	41,650	42,472
	27101 Pembuatan motor elektrik, penjana dan transformer	18,337	18,385	18,476	18,568	18,891
	27102 Pembuatan perkakasan pengagihan dan penaawalan elektrik	22,406	22,358	22,172	23,082	23,582
272/ 27200	Pembuatan bateri dan akumulator	9,007	8,620	8,504	8,992	8,604
273	Pembuatan pendawaian dan peranti pendawaian	21,782	22,241	22,123	22,611	23,044
	27310 Pembuatan kabel gentian optikal	878	874	886	883	946
	27320 Pembuatan wayar dan kabel elektronik dan elektrik lain	19,434	19,631	19,506	19,983	20,353
	27330 Pembuatan alatan pendawaian pembawa dan bukan pembawa arus untuk litar elektrik (tanpa mengira jenis bahan)	1,471	1,736	1,731	1,745	1,745
274/ 27400	Pembuatan kelengkapan pencahayaan elektrik	4,327	4,321	4,237	4,154	4,105
275/ 27500	Pembuatan perkakasan domestik	15,137	15,009	14,792	14,808	14,755
279/ 27900	Pembuatan kelengkapan elektrik lain	7,441	7,335	7,347	7,310	7,381
281 & 282	Pembuatan jentera kegunaan umum dan kegunaan khas	92,530	93,644	91,679	91,687	91,587
	28120 & 28130 Pembuatan alat-alat kuasa bendalir & Pembuatan pam, pemampat, kepala paip dan injap lain	6,268	6,121	6,217	6,232	6,262
	28180 & 28220 Pembuatan alatan tangan yang menggunakan kuasa dilengkapkan dengan motor elektrik atau bukan motor elektrik atau pneumatik & Pembuatan jentera pembentukan logam dan alatan mesin	23,846	23,781	23,448	23,383	23,311
	28192 Pembuatan mesin penyaman udara, termasuk untuk kenderaan bermotor	9,096	9,077	8,592	8,658	8,696
	28290 Pembuatan lain-lain mesin bertujuan khas f.t.t.l. Industri lain	10,069	9,850	9,859	9,746	9,395
		43,252	44,816	43,563	43,668	43,922
291 (29101 & 29102)	Pembuatan kenderaan bermotor	23,891	23,655	23,434	23,526	23,976
292/ 29200	Pembuatan kerangka (coachwork) untuk kenderaan bermotor; pembuatan treler dan semi treler	6,676	6,563	6,546	6,550	6,572
293/ 29300	Pembuatan alat ganti dan aksesori untuk kenderaan bermotor	52,709	52,493	52,226	51,997	52,484
301 (30110 & 30120)	Pembinaan kapal dan bot	12,629	12,340	12,325	12,356	12,971
302, 303, 304 & 309	Pembuatan lokomotif keretapi, rolling stock, kapal angkasa dan udara, jentera berkaitan, kenderaan tempur ketenteraan, dan kelengkapan pengangkutan f.t.t.l.	28,650	28,366	28,305	28,231	28,632
	30910 Pembuatan motosikal	11,113	11,084	11,045	11,042	11,280
	30920 Pembuatan basikal dan invalid carriages Industri lain	3,445	3,372	3,338	3,262	3,237
		14,093	13,910	13,922	13,927	14,115
310	Pembuatan perabot	76,376	72,124	70,706	70,892	77,542
	31001 Pembuatan perabot kayu dan rotan Industri lain	57,460	53,543	52,111	52,285	58,867
		18,916	18,581	18,594	18,607	18,674
321 (32110 & 32120)	Pembuatan barang kemas, bijouterie dan artikel berkaitan	5,368	5,268	5,338	5,327	5,284
322, 325 & 329	Pembuatan instrumen muzik, peralatan dan bekalan perubatan dan pergigian dan pembuatan lain f.t.t.l.	25,691	25,402	25,395	25,385	25,565
	32901 Pembuatan alat tulis Industri lain	6,026	5,975	5,957	5,929	6,016
		19,665	19,427	19,437	19,456	19,549
323/ 32300	Pembuatan barangan sukan	2,601	2,564	2,562	2,537	2,526
324/ 32400	Pembuatan permainan dan mainan	4,731	4,698	4,699	4,715	4,800
331 & 332	Pembaikan pemasangan produk logam, jentera, kelengkapan dan pemasangan jentera perindustrian dan kelengkapan	40,989	40,018	40,374	40,635	41,003
	33150 Pembaikan dan penyelenggaraan kelengkapan pengangkutan kecuali motosikal dan basikal Industri lain	6,982	6,648	6,618	6,602	6,610
		34,008	33,370	33,756	34,033	34,392
Jumlah Pembuatan		2,236,459	2,215,420	2,210,084	2,213,715	2,231,406

2022										Group Description/Period
Okt.	Nov.	Dis.	Jan.	Feb.	Mac	Apr.	Mei	Jun	Jul.	
6,245	5,881	5,900	5,601	5,674	5,643	5,859	5,822	5,936	5,857	Manufacture of optical instruments, photographic equipment, magnetic and optical media
42,612	42,531	43,287	43,546	43,361	43,237	42,301	42,223	42,382	43,008	Manufacture of electric motors, generators, transformers and electricity distribution and control
18,853	18,717	19,041	19,281	19,161	19,128	18,574	18,675	18,606	18,555	Manufacture of electric motors, generators and transformers
23,759	23,815	24,245	24,265	24,200	24,109	23,727	23,549	23,776	24,453	Manufacture of electricity distribution and control apparatus
8,585	8,093	8,019	8,030	8,513	8,489	8,388	8,110	8,318	8,198	Manufacture of batteries and accumulators
23,442	23,827	24,181	24,094	23,788	23,924	24,027	24,295	24,331	23,984	Manufacture of wiring and wiring devices
944	860	887	884	884	937	946	962	966	999	Manufacture of fibre optic cables
20,748	21,203	21,561	21,457	21,151	21,213	21,312	21,591	21,614	21,238	Manufacture of other electronic and electric wires and cables
1,750	1,764	1,733	1,753	1,753	1,774	1,770	1,742	1,751	1,746	Manufacture of current-carrying and non current-carrying wiring devices for electrical circuits regardless of material
4,067	3,717	3,692	3,705	3,698	3,642	3,652	3,669	3,790	3,953	Manufacture of electric lighting equipment
15,033	15,193	15,318	15,393	15,300	15,787	15,574	15,530	15,552	15,266	Manufacture of domestic appliances
7,336	7,591	7,583	7,631	7,593	7,727	7,697	7,731	7,812	7,847	Manufacture of other electrical equipment
91,552	93,169	92,969	93,820	95,057	93,591	94,805	94,870	96,289	95,670	Manufacture of general-purpose and special-purpose machinery
6,181	7,742	7,625	7,649	7,703	7,756	7,678	7,602	7,565	7,582	Manufacture of fluid power equipment
23,353	22,634	22,560	22,670	23,030	22,721	22,797	22,805	22,846	22,405	Manufacture of other pumps, compressors, taps and valves
8,497	8,681	8,760	9,300	9,415	9,434	9,334	9,328	9,295	9,487	Manufacture of power-driven hand tools with self-contained electric or non-electric motor or pneumatic drives
9,478	9,512	9,574	9,728	9,855	9,900	9,955	9,888	9,860	9,850	Manufacture of metal-forming machinery and machine tools
44,043	44,599	44,450	44,473	45,054	43,781	45,041	45,247	46,723	46,346	Manufacture of air-conditioning machines, including for motor vehicles
24,115	24,148	24,246	24,294	24,524	24,441	24,098	23,870	24,590	25,068	Manufacture of motor vehicles
6,598	6,534	6,504	6,514	6,757	6,672	6,814	6,796	6,905	6,862	Manufacture of bodies (coachwork) for motor vehicles; manufacture of trailers and semi-trailers
52,880	52,920	53,048	53,581	53,814	53,903	54,112	54,234	54,279	54,106	Manufacture of parts and accessories for motor vehicles
13,048	13,103	12,847	13,103	13,066	13,252	13,056	13,129	13,269	13,607	Building of ships and boats
28,911	28,889	28,749	29,738	29,978	30,075	29,858	29,733	29,704	29,633	Manufacture of railway locomotives, rolling stock, air and spacecraft, related machinery, military fighting vehicles and transport equipment n.e.c
11,521	11,495	11,399	11,680	11,785	11,960	11,684	11,512	11,574	11,425	Manufacture of motorcycles
3,230	3,231	3,222	3,442	3,431	3,428	3,458	3,515	3,554	3,562	Manufacture of bicycles and invalid carriages
14,160	14,163	14,129	14,616	14,763	14,688	14,716	14,705	14,577	14,647	Other industry
76,979	77,243	76,839	78,359	78,533	78,959	80,154	79,616	79,824	78,338	Manufacture of furniture
58,517	58,980	58,845	60,314	60,211	60,777	61,922	61,540	61,735	60,345	Manufacture of wooden and cane furniture
18,462	18,263	17,994	18,045	18,322	18,182	18,232	18,076	18,088	17,993	Other industry
5,319	5,431	5,401	5,507	5,602	5,335	5,409	5,403	5,278	5,351	Manufacture of jewellery, bijouterie and related articles
25,737	26,138	26,303	26,385	26,487	26,627	26,676	26,786	26,857	27,270	Manufacture of musical instruments, medical and dental instruments and supplies and other manufacturing n.e.c.
6,161	6,285	6,332	6,288	6,308	6,137	6,181	6,199	6,149	6,263	Manufacture of stationery
19,576	19,854	19,972	20,097	20,180	20,490	20,496	20,587	20,708	21,006	Other industry
2,548	2,633	2,667	2,692	2,606	2,614	2,625	2,640	2,605	2,615	Manufacture of sports goods
4,818	4,783	4,851	4,853	5,006	4,936	4,833	4,925	5,039	5,317	Manufacture of games and toys
41,610	41,922	41,456	42,529	42,470	42,865	43,097	43,347	43,016	42,826	Repair of fabricated metal products, machinery and equipment and installation of industrial machinery and equipment
6,570	6,761	6,594	6,754	6,628	6,667	6,724	6,709	6,739	6,640	Repair and maintenance of transport equipment except motorcycles and bicycles
35,040	35,161	34,861	35,775	35,842	36,198	36,373	36,638	36,276	36,187	Other industry
2,241,048	2,253,574	2,259,619	2,274,146	2,275,927	2,287,325	2,291,471	2,296,686	2,297,905	2,300,906	Total Manufacturing

2021															2022															Group Description/Period
Apr.	Mei	Jun	Jul.	Ogo.	Sep.	Okt.	Nov.	Dis.	Jan.	Feb.	Mac	Apr.	Mei	Jun	Jul.	Apr.	Mei	Jun	Jul.											
-0.2	0.5	1.2	1.4	0.8	2.0	2.5	1.9	1.1	1.3	1.4	-0.02	-0.1	0.4	0.4	-0.8	Processing and preserving of meat														
5.5	3.6	-0.4	-0.4	-1.1	-0.1	-0.1	0.5	2.2	-0.3	-2.2	-2.3	-0.1	0.8	3.2	3.9	Processing and preserving of fish, crustaceans and molluscs Canning of fish, crustaceans and molluscs														
4.2	2.5	-0.8	-1.1	-1.7	-1.4	-1.6	-1.9	-0.6	-1.0	-3.2	-3.5	-1.0	-0.4	0.9	2.3	Processing, curing and preserving of fish, crustacean and molluscs														
13.9	10.4	2.1	3.5	3.0	7.9	9.3	15.0	19.5	3.3	3.3	4.2	5.1	7.8	17.0	12.8	Other industry														
-14.5	-8.0	-7.9	-1.0	-9.8	-8.7	-10.3	-10.5	-9.1	-8.4	-8.1	-9.1	-10.1	-9.1	-9.3	-8.7	Processing and preserving of fruits and vegetable Pineapple canning														
9.1	7.2	6.9	-3.2	-49.5	-51.0	-50.9	-51.5	-50.6	-54.2	-54.2	-57.0	-53.7	-54.1	-52.1	-52.0	Manufacture of jams, marmalades and table jellies														
-16.5	-9.4	-9.3	-0.8	-5.7	-4.0	-5.8	-6.0	-4.5	-3.4	-3.0	-3.8	-5.3	-4.2	-4.6	-4.1	Other industry														
-2.9	-2.2	-3.2	-1.6	-1.9	-0.3	0.4	2.0	2.9	2.7	3.3	3.2	3.0	2.7	3.1	3.2	Manufacture of vegetable and animal oils and fats Manufacture of crude and refined vegetable oil														
5.6	10.4	3.5	0.8	1.1	-0.1	0.1	5.3	5.5	5.1	5.4	1.8	2.7	3.5	4.6	5.4	Manufacture of compound cooking fats														
1.4	1.1	0.8	-0.04	0.2	0.3	0.03	2.9	2.9	3.2	3.0	3.5	6.4	6.8	6.8	8.0	Manufacture of coconut oil														
-3.5	-2.9	-3.7	-1.8	-2.1	-0.3	0.4	1.8	2.7	2.5	3.2	3.3	2.9	2.6	2.8	3.0	Other industry														
5.3	4.0	4.1	3.6	3.2	3.2	1.7	1.4	1.8	-4.0	-5.0	-5.2	-5.7	-5.0	-4.0	-3.9	Manufacture of dairy products Manufacture of condensed, powdered and evaporated milk														
6.2	4.8	5.2	4.5	4.3	4.0	2.5	2.4	3.1	-5.0	-5.8	-5.9	-6.1	-5.8	-5.4	-5.6	Other industry														
2.8	2.1	0.9	0.9	0.2	0.9	-0.3	-1.5	-1.7	-0.8	-2.8	-3.4	-4.3	-2.9	-0.2	1.0	Manufacture of grain mill products, starches and starch products Manufacture of grain mill products, starches and starch products														
-1.1	0.7	2.2	2.1	3.6	5.1	5.5	4.2	5.1	2.6	3.3	3.2	4.0	2.3	2.5	2.8	Rice milling														
-0.4	2.1	2.5	2.0	6.0	8.3	9.4	5.0	4.5	0.4	2.1	2.3	4.1	2.6	2.7	3.2	Flour milling														
0.6	1.9	2.1	2.1	2.2	2.6	2.2	4.6	5.6	6.1	5.6	5.0	4.8	2.4	2.8	3.3	Other industry														
-10.6	-10.1	1.0	2.5	-2.1	1.0	2.2	-0.7	5.2	-2.0	-1.1	-0.9	0.1	-0.3	-0.1	-1.9	Manufacture of other food products Manufacture of biscuits and cookies														
6.0	5.2	4.7	4.5	4.7	4.5	5.9	6.9	6.4	4.5	4.1	4.8	3.8	4.4	4.0	3.9	Manufacture of bread, cakes and other bakery products														
-0.01	-0.6	-1.1	-4.2	-4.1	-2.5	0.7	18.7	18.4	19.3	20.0	20.4	19.0	19.7	21.2	23.2	Manufacture of snack products														
1.4	2.8	5.6	5.2	7.0	6.5	7.1	7.5	7.5	6.7	2.7	2.1	1.7	1.9	-2.3	-1.8	Manufacture of sugar														
-2.5	-2.8	-1.1	-2.9	-3.0	-3.6	-4.2	-4.3	-3.8	-6.4	-5.9	-5.1	-4.1	-4.0	-3.1	-2.2	Manufacture of cocoa products														
-11.3	-11.9	-12.1	-0.6	0.3	0.2	-2.7	-4.6	-3.2	-2.9	-2.6	-2.7	-3.5	-2.5	-3.5	-3.3	Manufacture of chocolate and chocolate products														
-4.5	-6.0	-10.8	-10.7	-11.6	-12.2	-9.1	-5.8	-5.1	-4.5	-3.5	-3.8	-2.6	-1.1	-1.9	-1.3	Manufacture of sugar confectionery														
-6.6	-4.0	-5.0	-4.9	-5.0	-6.2	-2.6	-8.5	-8.0	-10.6	-10.0	-8.5	-8.9	-8.8	-5.5	-4.4	Manufacture of sauces and condiments														
16.3	14.8	11.3	10.8	11.4	11.3	11.5	16.9	18.4	6.8	11.1	13.5	12.1	16.0	17.5	16.7	Manufacture of other food products n.e.c.														
27.1	25.5	19.5	19.3	16.4	18.5	20.0	12.8	7.6	7.8	7.9	14.5	8.6	9.2	8.1	7.5	Other industry														
10.4	6.6	5.6	6.5	6.5	5.3	6.8	6.0	5.4	3.3	3.4	2.1	1.9	2.2	3.1	1.7	Manufacture of prepared animal feeds Manufacture of prepared animal feeds														
-3.0	-4.0	-6.1	-4.8	-16.5	-16.7	-13.3	-15.7	-16.9	-15.4	-16.1	-16.4	-13.6	-12.8	-12.6	-14.4	Manufacture of beverages Manufacture of soft drinks														
-2.5	-1.5	-2.1	-3.6	-1.0	0.7	1.6	1.9	1.7	0.8	1.3	1.2	3.2	3.4	3.9	3.7	Production of natural mineral waters and other bottled waters														
-3.0	-4.0	-2.7	-4.9	-4.9	-2.8	-0.4	-0.1	0.0	0.3	2.2	2.3	4.2	4.8	3.6	5.1	Other industry														
-3.1	-2.7	-6.3	-5.1	-5.1	-4.1	-5.2	-4.5	-3.6	-4.2	-6.6	-5.4	-4.2	-3.8	0.5	-3.7	Manufacture of tobacco products Manufacture of tobacco products														
2.1	23.9	17.6	12.3	43.7	45.2	41.1	42.8	34.0	17.9	16.8	11.4	17.1	13.7	15.1	14.7	Other industry														
19.4	18.0	17.6	14.7	10.4	11.1	7.5	1.2	3.3	3.6	0.2	0.1	1.1	0.7	1.7	4.6	Spinning, weaving and finishing of textiles Preparation and spinning of textile fibres														
-1.6	-2.4	-6.7	-5.4	-3.8	-2.8	-2.3	-3.3	-0.4	-0.9	-2.1	-1.8	-3.0	-3.5	-1.9	-1.2	Weaving of textiles														
-2.3	-3.4	-5.1	-5.5	-6.6	-6.6	-7.2	-6.5	-5.8	-6.9	-7.4	-7.5	-8.7	-9.3	-8.7	-8.0	Dyeing, bleaching, printing and finishing of yarns and fabrics														
-13.5	-8.4	-6.9	3.6	7.9	16.0	21.4	17.5	26.6	27.6	22.0	22.8	21.3	21.9	22.1	18.9	Other industry														
284.6	72.1	-27.3	-41.0	-14.2	-26.6	-29.2	-42.0	-37.5	-32.4	-29.9	-30.2	-31.2	-32.6	-16.7	2.3	Manufacture of other textiles Manufacture of knitted and crocheted fabrics														
3.6	3.0	1.4	2.3	1.3	3.6	4.9	8.1	8.2	3.4	3.9	3.2	3.8	3.8	6.3	5.7	Other industry														
2.0	2.0	3.4	3.8	1.9	5.4	7.3	9.8	10.9	8.3	8.5	8.4	7.3	6.5	6.6	6.1	Manufacture of wearing apparel, except fur Manufacture of clothings														
4.7	3.6	0.1	1.4	0.9	2.4	3.4	6.9	6.5	0.3	0.9	-0.2	1.4	2.1	6.0	5.4	Other industry														
-16.3	-16.5	-19.0	-14.1	-6.3	-8.9	-7.2	1.3	1.9	2.3	2.7	2.8	2.5	2.0	6.4	6.0	Manufacture of articles of fur, knitted and crocheted apparel														
-21.6	-21.2	-21.5	-15.8	-5.3	-8.0	-6.3	2.5	3.2	2.5	2.9	3.1	2.5	1.8	5.6	4.9	Tanning and dressing of leather; manufacture of luggage, handbags, saddlery and harness; dressing and dyeing of fur														
0.9	-1.3	-11.5	-9.2	-8.9	-11.3	-9.6	-1.9	-1.3	1.8	2.2	2.1	2.5	2.6	8.6	8.9	Manufacture of footwear														
-13.8	-13.0	-12.2	-4.9	-20.5	-20.1	-22.9	-19.1	-19.1	-13.2	-14.7	-12.1	-10.9	-10.5	-10.6	-10.3	Manufacture of leather footwear														
4.0	6.1	2.7	0.1	4.4	7.4	9.9	9.6	7.7	7.1	6.1	5.8	4.5	2.9	2.6	3.4	Manufacture of rubber footwear														
0.4	-1.6	-5.5	-3.6	-2.5	-0.9	0.4	-0.01	0.3	1.1	2.2	0.9	1.1	2.9	8.3	8.7	Other industry														
4.0	-0.2	-5.9	-4.3	-3.4	-4.2	-2.0	-1.5	-2.0	0.8	1.2	0.4	-1.0	0.1	9.2	9.4	Sawmilling and planning of wood Sawmilling and planning of wood														
-3.8	-3.4	-5.1	-2.7	-1.5	3.0	3.5	1.9	3.2	1.6	3.5	1.4	3.9	6.4	7.1	8.0	Other industry														
12.5	4.2	-5.9	-1.1	1.2	2.9	3.0	3.5	4.2	4.4	3.8	3.6	2.8	3.3	10.4	3.5	Other industry														

Kod Kumpulan Group code	Keterangan Kumpulan/Tempoh	2020	2021	2021				2022		2021		2022		
				Q1	Q2	Q3	Q4	Q1	Q2	(Jan. - Jul.)	(Jan. - Jul.)	Jan.	Feb.	Mac
162	Pembuatan produk daripada kayu, gabus, jerami dan bahan jalinan lain	-8.4	2.0	-8.7	-2.6	-0.4	2.0	0.6	1.7	-1.4	0.1	-9.2	-9.7	-8.7
16211	Pembuatan kepingan venier dan papan lapis	-13.3	1.0	-15.6	-6.4	-1.2	1.0	1.2	2.3	-3.7	-0.7	-14.3	-16.0	-15.6
16212	Pembuatan papan partikel dan papan gentian	-12.8	-2.7	-8.6	-7.6	-8.8	-2.7	-1.5	5.3	-7.4	6.2	-12.5	-9.4	-8.6
16221	Pertukangan kayu untuk jurubina Industri lain	4.7	-0.1	8.7	7.1	5.3	-0.1	-13.6	-14.0	4.6	-14.8	0.6	3.3	8.7
		1.1	10.3	1.6	4.1	2.1	10.3	15.0	14.4	4.4	14.5	2.8	1.4	1.6
170	Pembuatan kertas dan produk kertas	-4.8	3.5	-3.1	2.7	2.9	3.5	3.0	4.4	2.1	5.3	-4.7	-4.0	-3.1
17010	Pembuatan pulpa, kertas dan kertas tebal	2.9	7.3	2.7	1.8	1.2	7.3	4.9	8.6	0.8	9.0	-0.5	-3.7	2.7
17020	Pembuatan kertas gelugur dan kertas tebal dan bekas daripada kertas dan kertas tebal	-6.1	1.5	-3.8	5.0	2.5	1.5	2.1	2.3	0.5	6.0	-2.9	-4.0	-3.8
17091	Pembuatan sampul surat dan kad surat	-9.5	-5.9	-6.2	2.7	0.1	-5.9	-7.8	-4.0	6.6	-3.8	-4.0	-4.3	-6.2
17092	Pembuatan kertas kegunaan rumah dan pembersih peribadi	-5.6	6.0	-7.1	1.0	1.5	6.0	4.3	3.2	1.2	4.5	-11.4	-6.9	-7.1
17093	Pembuatan kertas bergam atau pelekat yang berjalur atau bergulung dan label dan kertas dinding Industri lain	-8.5	7.3	-1.6	1.9	11.6	7.3	4.4	9.8	9.7	3.0	-6.9	-1.9	-1.6
		-2.6	-0.03	-1.4	-1.0	0.2	-0.03	3.1	4.9	0.9	5.3	-0.8	-1.0	-1.4
181 & 182	Percetakan, aktiviti perkhidmatan berkaitan percetakan dan penerbitan semula media rakaman	-1.6	3.7	-1.2	-0.4	-1.9	3.7	3.1	4.5	-2.1	4.7	-4.5	-3.8	-1.2
18110	Percetakan	-2.9	4.6	-1.9	0.3	-1.3	4.6	4.0	5.8	-1.5	6.0	-5.1	-4.8	-1.9
18120	Aktiviti perkhidmatan berkaitan percetakan &	4.6	0.1	1.8	-3.2	-4.6	0.1	-0.6	-1.0	-4.3	-1.0	-1.6	0.4	1.8
18200	Penerbitan semula media rakaman													
192 (19201 & 19202)	Pembuatan produk petroleum bertapis	-7.2	2.8	-4.5	5.7	5.1	2.8	3.0	2.7	5.1	2.9	-7.3	-7.1	-4.5
201	Pembuatan kimia asas, baja dan sebatian nitrogen, plastik dan getah sintetik dalam bentuk primer	-7.3	-7.8	-10.5	-1.4	-3.4	-7.8	-3.5	-1.8	-2.9	-2.5	-13.0	-11.2	-10.5
20111	Pembuatan gas perindustrian atau perubatan bukan organik dalam bentuk cecair atau mampat	-7.2	-18.3	-3.1	12.2	11.8	-18.3	-22.8	-21.3	13.8	-22.1	-2.6	-3.0	-3.1
20112	Pembuatan kimia organik asas &	-1.8	8.8	-2.1	2.6	1.8	8.8	10.1	11.7	2.2	11.3	-3.7	-3.0	-2.1
20113	Pembuatan sebatian bukan organik													
20121	Pembuatan baja &	-5.2	-17.1	-1.4	-1.3	-2.6	-17.1	-16.0	-15.8	-1.7	-17.1	-7.6	-2.0	-1.4
20129	Pembuatan produk campuran nitrogen													
20131	Pembuatan plastik dalam bentuk primer Industri lain	-15.5	-18.9	-30.8	-13.4	-18.3	-18.9	-2.6	-2.4	-17.9	-2.9	-32.4	-31.5	-30.8
		-1.9	14.2	8.1	3.5	2.9	14.2	14.2	27.2	1.5	28.1	-1.9	5.2	8.1
202 & 203	Pembuatan produk kimia lain dan serat buatan manusia	-5.1	8.3	2.4	6.0	3.4	8.3	3.6	3.8	4.1	4.5	-3.0	-3.9	2.4
20210	Pembuatan racun perosak dan produk agrokimia lain	-0.7	18.0	14.8	12.8	10.7	18.0	1.3	1.5	11.7	1.7	17.9	15.2	14.8
20221	Pembuatan cat, varnis dan penyadur dan mastik	-14.6	-6.2	3.4	-2.1	-2.9	-6.2	-7.1	-7.9	-1.4	-8.5	-12.1	-13.7	3.4
20222	Pembuatan dakwat cetak	-3.2	24.4	20.9	22.1	21.6	24.4	18.6	15.4	22.4	15.3	-2.9	-1.7	20.9
20231	Pembuatan sabun dan bahan pencuci, penyediaan membersihkan dan mengilat &	-1.5	0.1	0.4	5.1	-0.8	0.1	-2.0	-2.0	1.0	1.1	-0.8	-1.9	0.4
20232	Pembuatan pewangi dan penyediaan dandanan diri													
20291	Pembuatan plat fotografi, filem, sensitized paper dan other sensitized unexposed materials &	-4.2	26.7	-3.5	7.4	7.9	26.7	17.6	18.5	5.7	17.2	-3.9	-4.2	-3.5
20292	Pembuatan dakwat menulis dan melukis &													
20299	Pembuatan produk kimia lain t.t.t.l. Industri lain	5.6	-11.5	-2.2	0.3	0.3	-11.5	-5.9	-8.2	-1.3	-7.4	-0.8	-1.5	-2.2
210	Pembuatan produk farmaseutikal, kimia perubatan dan botani	9.5	7.5	11.6	11.6	11.8	7.5	5.9	6.6	12.4	7.2	9.7	10.7	11.6
21001	Pembuatan bahan aktif ubat-ubatan untuk digunakan oleh bidang farmakologi dalam pembuatan ubat-ubatan Industri lain	10.3	8.5	11.6	10.8	9.8	8.5	5.8	5.8	11.8	7.0	10.2	11.8	11.6
		7.6	4.9	11.6	13.6	16.6	4.9	6.1	8.5	14.1	7.7	8.4	7.9	11.6
221	Pembuatan produk getah	3.2	0.7	3.9	6.2	3.5	0.7	1.7	-0.5	5.0	-0.5	2.7	3.2	3.9
22111	Pembuatan tayar getah untuk kenderaan	-10.1	-3.7	-11.8	1.0	-10.1	-3.7	-0.5	-4.3	-9.8	-4.8	-7.5	-10.7	-11.8
22112	Pembuatan bunga tayar yang boleh ditukar ganti dan tayar celup	5.3	2.9	-3.5	-15.3	-6.4	2.9	1.0	2.6	-11.6	2.1	2.9	-1.3	-3.5
22191	Pembuatan produk lain daripada getah asli atau sintetik, tidak divulkan, divulkan atau dikeraskan &	3.8	-6.7	2.3	-0.7	-5.0	-6.7	-7.1	-5.5	-0.6	-4.7	0.1	1.0	2.3
22193	Pengilangan semula getah dan prosesan susu getah													
22192	Pembuatan sarung tangan getah	2.7	0.1	3.7	7.7	7.5	0.1	2.7	0.8	6.9	0.03	1.9	2.5	3.7
22199	Pembuatan produk getah lain yang t.t.t.l.	7.5	7.3	10.3	10.5	4.6	7.3	5.4	0.1	9.3	1.3	8.7	10.3	10.3
222	Pembuatan produk plastik	3.6	-0.2	3.9	1.3	-1.7	-0.2	0.1	1.0	0.0	2.7	4.2	3.6	3.9
22201	Pembuatan produk plastik separa siap &	2.9	-5.2	5.0	4.0	-3.3	-5.2	2.0	5.6	1.5	8.4	2.6	5.4	5.0
22202	Pembuatan produk plastik siap													
22203	Pembuatan artikel plastik untuk pembungkusan	5.9	4.0	5.6	1.6	-0.4	4.0	3.7	3.5	-0.2	5.1	6.5	5.7	5.6
22204	Pembuatan barangan plastik jurubina	-7.2	0.2	-3.0	-0.7	0.004	0.2	4.1	7.0	1.1	7.2	-9.0	-3.6	-3.0
22205	Pembuatan pinggan mangkuk, peralatan dapur dan barangan tandas daripada plastik	7.9	0.7	10.2	3.8	0.4	0.7	13.2	17.9	-0.6	21.3	8.6	8.8	10.2
22209	Pembuatan pelbagai produk plastik t.t.t.l.	2.0	-0.9	1.1	-1.1	-2.3	-0.9	-7.4	-8.3	-0.7	-7.3	3.3	0.1	1.1
231 (23101 & 23102 & 23109)	Pembuatan kaca dan produk kaca	-4.4	5.5	-0.5	0.1	-1.5	5.5	4.1	12.6	0.0	14.8	-4.4	-2.6	-0.5

2021						2022						Group Description/Period				
Apr.	Mei	Jun	Jul.	Ogo.	Sep.	Ok.	Nov.	Dis.	Jan.	Feb.	Mac		Apr.	Mei	Jun	Jul.
-2.2	0.1	-2.6	-1.4	-0.8	-0.4	2.1	2.8	2.0	1.2	1.9	0.6	0.2	0.2	1.7	0.1	Manufacture of products of wood, cork, straw and plaiting materials
-7.1	-3.1	-6.4	-3.7	-2.3	-1.2	0.2	0.6	1.0	0.001	0.5	1.2	0.9	1.0	2.3	-0.7	Manufacture of veneer sheets and plywood
-7.2	-4.7	-7.6	-7.4	-7.5	-8.8	-4.1	-3.5	-2.7	-1.1	-0.8	-1.5	-1.7	-1.1	5.3	6.2	Manufacture of particle board and fibreboard
9.5	8.9	7.1	4.6	4.8	5.3	5.8	1.8	-0.1	-4.9	-3.7	-13.6	-15.5	-14.3	-14.0	-14.8	Manufacture of builders' carpentry
8.0	5.9	4.1	4.4	2.8	2.1	9.2	15.3	10.3	12.7	14.3	15.0	16.4	13.6	14.4	14.5	Other industry
5.0	4.5	2.7	2.1	2.2	2.9	3.0	4.9	3.5	2.8	3.0	3.0	2.7	3.2	4.4	5.3	Manufacture of paper and paper products
7.2	3.3	1.8	0.8	0.5	1.2	7.5	8.2	7.3	7.0	5.4	4.9	6.2	6.6	8.6	9.0	Manufacture of pulp, paper and paperboard
5.4	6.2	5.0	0.5	1.8	2.5	2.6	2.7	1.5	1.2	2.3	2.1	1.4	1.9	2.3	6.0	Manufacture of corrugated paper and paperboard and of containers of paper and paperboard
3.2	0.9	2.7	6.6	5.0	0.1	-1.5	-5.6	-5.9	-7.5	-7.7	-7.8	-7.9	-4.6	-4.0	-3.8	Manufacture of envelopes and letter-card
0.7	1.8	1.0	1.2	0.4	1.5	0.05	8.5	6.0	4.8	4.4	4.3	4.0	3.3	3.2	4.5	Manufacture of household and personal hygiene paper
8.6	7.7	1.9	9.7	10.1	11.6	7.9	8.2	7.3	5.4	4.8	4.4	4.1	6.1	9.8	3.0	Manufacture of gummed or adhesive paper in strips or rolls and labels and wall paper
5.0	2.4	-1.0	0.9	-1.3	0.2	-1.2	0.8	-0.03	-0.7	0.6	3.1	1.7	2.2	4.9	5.3	Other industry
3.9	3.4	-0.4	-2.1	-1.8	-1.9	0.9	2.8	3.7	3.5	3.2	3.1	2.7	3.0	4.5	4.7	Printing, service activities related to printing and reproduction of recorded media
4.9	4.5	0.3	-1.5	-1.3	-1.3	1.5	3.6	4.6	4.2	3.9	4.0	3.8	4.3	5.8	6.0	Printing
0.0	-0.6	-3.2	-4.3	-3.9	-4.6	-1.4	-0.4	0.1	0.4	0.2	-0.6	-1.7	-2.3	-1.0	-1.0	Service activities related to printing
																Reproduction of recorded media
2.7	5.1	5.7	5.1	5.2	5.1	3.8	3.4	2.8	1.5	2.9	3.0	2.8	3.0	2.7	2.9	Manufacture of refined petroleum products
-0.5	-1.3	-1.4	-2.9	-3.0	-3.4	-3.7	-7.2	-7.8	-5.1	-4.3	-3.5	-3.1	-2.3	-1.8	-2.5	Manufacture of basic chemicals, fertilizer and nitrogen compounds, plastics and synthetic rubber in primary forms
14.1	11.8	12.2	13.8	12.3	11.8	11.0	-18.0	-18.3	-22.5	-23.1	-22.8	-22.8	-21.7	-21.3	-22.1	Manufacture of liquefied or compressed inorganic industrial or medical gases
																Manufacture of basic organic chemicals
5.5	3.2	2.6	2.2	2.4	1.8	2.3	9.3	8.8	7.6	8.3	10.1	10.0	10.3	11.7	11.3	Manufacture of inorganic compounds
																Manufacture of fertilizers
-3.7	-1.4	-1.3	-1.7	-2.1	-2.6	-3.7	-15.0	-17.1	-18.6	-15.3	-16.0	-16.4	-15.9	-15.8	-17.1	Manufacture of associated nitrogen products
-12.9	-13.8	-13.4	-17.9	-17.9	-18.3	-18.5	-18.7	-18.9	-3.5	-3.8	-2.6	-2.9	-2.5	-2.4	-2.9	Manufacture of plastics in primary forms
5.1	4.8	3.5	1.5	1.7	2.9	1.8	11.8	14.2	13.9	14.0	14.2	22.7	27.5	27.2	28.1	Other industry
6.2	6.6	6.0	4.1	3.2	3.4	7.0	7.8	8.3	5.2	4.2	3.6	4.0	4.4	3.8	4.5	Manufacture of other chemical products and man-made fibres
14.9	14.5	12.8	11.7	10.9	10.7	12.2	17.4	18.0	-1.6	-1.7	1.3	0.8	1.4	1.5	1.7	Manufacture of pesticides and other agrochemical products
-2.6	-1.7	-2.1	-1.4	-2.2	-2.9	-2.6	-5.2	-6.2	-6.1	-6.3	-7.1	-7.5	-7.7	-7.9	-8.5	Manufacture of paints, varnishes and similar coatings ink and
19.4	19.9	22.1	22.4	21.8	21.6	20.9	24.0	24.4	24.6	24.3	18.6	19.4	19.5	15.4	15.3	Manufacture of printing ink
																Manufacture of soap and detergents, cleaning and polishing preparations
6.7	6.7	5.1	1.0	-0.7	-0.8	0.004	-0.3	0.1	-0.6	-1.8	-2.0	-3.0	-1.6	-2.0	1.1	Manufacture of perfumes and toilet preparations
																Manufacture of photographic plates, films, sensitized paper and other sensitized unexposed materials
6.6	6.9	7.4	5.7	6.3	7.9	20.7	25.0	26.7	20.3	18.0	17.6	19.6	18.8	18.5	17.2	Manufacture of writing and drawing ink
																Manufacture of other chemical products n.e.c.
-0.1	2.1	0.3	-1.3	-1.3	0.3	0.3	-10.9	-11.5	-8.7	-7.1	-5.9	-6.5	-6.2	-8.2	-7.4	Other industry
13.2	12.0	11.6	12.4	12.7	11.8	12.1	7.0	7.5	5.8	5.7	5.9	6.0	6.2	6.6	7.2	Manufacture of pharmaceuticals, medicinal chemical and botanical products
12.7	11.2	10.8	11.8	11.5	9.8	11.4	8.8	8.5	5.6	5.7	5.8	5.3	5.5	5.8	7.0	Manufacture of medicinal active substances to be used for their pharmacological properties in the manufacture of medicaments
14.5	14.1	13.6	14.1	15.6	16.6	13.9	2.5	4.9	6.4	5.7	6.1	7.6	8.0	8.5	7.7	Other industry
7.5	6.6	6.2	5.0	4.5	3.5	3.0	1.0	0.7	2.1	2.2	1.7	2.0	1.9	-0.5	-0.5	Manufacture of rubber products
-3.4	-0.6	1.0	-9.8	-9.9	-10.1	-10.8	-8.3	-3.7	-3.6	-1.4	-0.5	-2.1	-2.2	-4.3	-4.8	Manufacture of rubber tyres for vehicles
-5.3	-8.6	-15.3	-11.6	-8.8	-6.4	-5.3	2.8	2.9	3.4	1.2	1.0	2.6	3.0	2.6	2.1	Manufacture of interchangeable tyre treads and retreading rubber tyres
																Manufacture of other products of natural or synthetic rubber, unvulcanized, vulcanized or hardened
0.2	-0.6	-0.7	-0.6	-1.6	-5.0	-5.9	-7.6	-6.7	-6.3	-6.2	-7.1	-4.0	-3.5	-5.5	-4.7	Rubber remilling and latex processing
8.6	7.6	7.7	6.9	6.6	7.5	6.6	1.2	0.1	3.4	2.9	2.7	2.5	2.1	0.8	0.03	Manufacture of rubber gloves
14.0	12.2	10.5	9.3	8.5	4.6	4.9	7.6	7.3	5.6	6.7	5.4	5.1	5.3	0.1	1.3	Manufacture of other rubber products n.e.c.
4.3	2.8	1.3	0.0	-1.2	-1.7	-1.4	-0.3	-0.2	-2.6	-2.9	0.1	-0.03	-0.2	1.0	2.7	Manufacture of plastics products
																Manufacture of semi-manufactures of plastic products
8.2	6.9	4.0	1.5	-3.5	-3.3	-2.9	-4.7	-5.2	-6.3	-6.1	2.0	1.7	1.8	5.6	8.4	Manufacture of finished plastic products
3.5	2.6	1.6	-0.2	-0.4	-0.4	0.2	3.3	4.0	0.3	0.3	3.7	3.2	2.7	3.5	5.1	Manufacture of plastic articles for the packing of goods
5.9	-4.7	-0.7	1.1	1.1	0.0	1.4	-0.6	0.2	-1.7	-2.8	4.1	5.1	4.4	7.0	7.2	Manufacture of builders' plastics ware
9.5	7.2	3.8	-0.6	0.6	0.4	1.4	1.5	0.7	13.5	13.3	13.2	15.6	16.1	17.9	21.3	Manufacture of plastic tableware, kitchenware and toilet articles
1.3	0.0	-1.1	-0.7	-1.0	-2.3	-2.5	-0.8	-0.9	-6.4	-7.3	-7.4	-7.8	-7.9	-8.3	-7.3	Manufacture of diverse plastic products n.e.c.
2.4	1.5	0.1	0.0	0.1	-1.5	1.4	0.7	5.5	5.7	4.4	4.1	3.3	11.0	12.6	14.8	Manufacture of glass and glass products

Kod Kumpulan Group code	Keterangan Kumpulan/Tempoh	2020	2021	2021				2022		2021		2022		
				Q1	Q2	Q3	Q4	Q1	Q2	(Jan. - Jul.)	(Jan. - Jul.)	Jan.	Feb.	Mac
239	Pembuatan pengeluaran galian bukan logam f.t.t.l.	-3.2	1.4	-2.3	-2.3	0.4	1.4	0.3	1.5	-0.7	1.3	-3.1	-3.7	-2.3
23911	Pembuatan mortar refraktori dan konkrit &	-2.3	3.6	-2.2	-0.1	0.6	3.6	-9.2	-9.5	1.2	-7.3	-5.4	-8.2	-2.2
23921	Pembuatan seramik bukan refraktori	9.1	-6.2	2.0	-1.1	-8.0	-6.2	-2.0	-2.8	-2.6	0.3	9.8	2.9	2.0
23930	Pembuatan produk porselin dan seramik lain	-4.3	6.1	-2.1	-2.8	2.4	6.1	3.6	6.9	2.2	7.3	-2.2	-1.6	-2.1
23941	Pembuatan simen hidrolik	-11.2	2.0	-13.6	-7.2	-0.2	2.0	3.1	5.2	-5.4	3.1	-9.8	-15.2	-13.6
23951	Pembuatan konkrit dan mortar siap bancuh dan banchuan kering	-1.8	3.3	4.0	-1.2	1.8	3.3	2.4	3.7	1.3	2.9	-1.0	2.3	4.0
23952	Pembuatan konkrit pratuangan, simen atau artikel batu & buatan yang digunakan dalam pembinaan;													
23953	Pembuatan komponen struktur pasang siap untuk bangunan atau kejuruteraan awam dari simen, batu & atau konkrit buatan													
23959	Pembuatan artikel konkrit, simen dan plaster lain f.t.t.l.													
23990	Pembuatan produk mineral bukan logam lain f.t.t.l. Industri lain	-2.4	4.9	-5.1	-1.0	1.2	4.9	7.7	7.1	-0.7	6.4	-5.7	-4.4	-5.1
		0.3	-10.9	-0.9	-1.2	-0.8	-10.9	-7.8	-5.1	-1.6	-5.4	0.8	1.0	-0.9
241 (24101 & 24102 & 24103 & 24104 & 24109)	Pembuatan besi dan keluli asas	5.5	1.8	3.2	4.6	2.7	1.8	0.9	3.8	4.2	5.6	5.7	1.7	3.2
242 (24201 & 24202 & 24209)	Pembuatan logam asas berharga dan logam bukan ferus lain	-5.4	-1.9	-5.0	-2.9	-2.8	-1.9	0.02	1.1	-3.3	2.9	-5.5	-5.1	-5.0
243	Pengacuan logam	-8.2	1.7	2.8	1.4	-0.4	1.7	0.2	0.5	-2.7	4.0	-8.7	-1.4	2.8
251 & 252	Pembuatan produk struktur logam, tangki, takungan, penjana wap, senjata dan peluru	9.4	-1.1	12.0	-1.2	-0.1	-1.1	-2.3	1.6	-2.4	0.1	10.3	8.9	12.0
25113	Pembuatan pintu, tingkap dan bingkai, penutup tingkap & dan pintu pagar daripada logam	7.4	-1.8	12.2	-2.5	0.2	-1.8	-3.2	0.3	-2.4	-2.2	9.5	8.0	12.2
25119	Pembuatan produk struktur logam lain	14.7	1.5	13.2	7.5	2.9	1.5	1.1	4.1	0.7	4.2	16.4	12.5	13.2
25120	Pembuatan tangki, takungan dan kontena daripada logam Industri lain	12.9	-1.2	9.6	-5.3	-5.6	-1.2	-2.0	4.7	-6.6	6.1	7.4	9.1	9.6
259	Pembuatan lain-lain produk yang direka daripada logam; aktiviti perkhidmatan kerja logam	0.2	2.9	2.3	0.4	0.7	2.9	2.6	2.8	-1.3	3.5	-0.1	0.5	2.3
25910	Tempaan, tekanan, hentakan dan bentuk gelekkan logam; serbuk metalurgi	5.9	2.2	7.9	2.9	2.1	2.2	1.6	2.7	0.1	3.1	7.3	7.0	7.9
25920	Rawatan dan penyalutan logam; menggunakan mesin	3.8	5.0	15.0	7.1	5.6	5.0	3.2	2.1	4.4	3.6	5.0	9.7	15.0
25991	Pembuatan tin untuk produk makanan dan minuman, tiub dan kotak boleh dilipat	-0.5	0.4	-1.6	-0.3	-2.4	0.4	1.0	1.0	-1.2	2.8	0.8	-0.3	-1.6
25992	Pembuatan kabel, plaited bands (jalur/pita berpintal) & dan artikel seumpamanya daripada logam	0.7	0.2	-3.2	-5.2	-1.7	0.2	1.1	1.8	-6.1	3.1	-0.5	-3.3	-3.2
25993	Pembuatan bolt, skru, nat dan produk uliran seumpamanya	-6.6	-7.5	-2.0	-11.5	-13.1	-7.5	-6.0	1.5	-14.3	-0.3	-10.7	-3.1	-2.0
25994	Pembuatan barangan rumah daripada logam	-1.7	7.3	2.3	2.1	3.1	7.3	5.4	3.9	0.6	4.3	-2.8	-1.4	2.3
25999	Pembuatan produk lain yang direka daripada logam f.t.t.l. Industri lain	-7.9	3.0	-6.9	-0.1	-1.0	3.0	4.8	4.7	-1.3	5.1	-9.2	-8.4	-6.9
261	Pembuatan komponen dan papan elektronik	-5.3	8.8	-1.4	6.5	7.6	8.8	8.4	8.3	6.5	8.6	-5.5	-3.6	-1.4
26101	Pembuatan diod, transistor dan alatan semikonduktor yang seumpamanya	-8.5	7.5	-3.7	4.6	7.2	7.5	7.2	7.6	5.5	7.9	-8.4	-5.5	-3.7
26102	Pembuatan litar elektronik bersepadu dengan pemasangan mikro													
26103	Pembuatan kapasitor dan perintang elektrik &													
26104	Pembuatan papan litar bercetak &	0.6	11.9	3.6	10.5	9.0	11.9	10.9	10.2	8.9	10.6	-1.1	0.2	3.6
26105	Pembuatan komponen paparan													
26109	Pembuatan komponen lain untuk aplikasi elektronik	-9.7	2.1	-7.8	1.7	2.6	2.1	3.7	4.1	2.2	3.7	-5.1	-7.4	-7.8
262 (26201 & 26202)	Pembuatan komputer dan kelengkapan peranti	2.4	9.2	-5.7	5.0	7.6	9.2	8.8	9.4	6.3	7.9	-0.7	-0.5	-5.7
263/ 26300	Pembuatan peralatan komunikasi	7.5	2.7	0.6	6.9	3.7	2.7	4.6	4.6	4.9	5.5	3.0	1.7	0.6
264/ 26400	Pembuatan peralatan elektronik pengguna	0.4	-0.6	-1.4	-1.6	-1.2	-0.6	0.6	5.4	-8.1	12.5	-0.6	-0.8	-1.4
265	Pembuatan kelengkapan mengukur, menguji, memandu arah dan kawalan; jam tangan dan jam	-6.4	6.7	-5.2	2.2	3.9	6.7	3.8	5.0	2.5	6.4	-5.2	-5.7	-5.2
26511	Pembuatan kelengkapan mengukur, menguji, memandu arah dan kawalan &	-4.7	7.3	-4.2	3.6	6.2	7.3	2.9	3.4	4.4	4.5	-3.2	-4.0	-4.2
26512	Pembuatan kelengkapan kawalan proses perindustrian													
26520	Pembuatan jam tangan dan jam dan bahagiannya	-11.6	4.9	-8.6	-2.5	-3.8	4.9	6.7	10.7	-3.6	13.2	-11.6	-11.0	-8.6
266/ 26600	Pembuatan peralatan penyinaran, perubatan elektro dan elektroterapeutik	-3.4	0.1	-8.0	2.2	4.4	0.1	-0.4	-1.1	3.4	-2.1	-3.5	-7.8	-8.0

2021						2022						Group Description/Period				
Apr.	Mei	Jun	Jul.	Ogo.	Sep.	Okt.	Nov.	Dis.	Jan.	Feb.	Mac					
0.8	0.8	-2.3	-0.7	-0.5	0.4	0.4	0.4	1.4	0.3	0.5	0.3	-0.02	-0.8	1.5	1.3	Manufacture of non-metallic mineral products
																<i>Manufacture of refractory mortars and concretes</i>
1.3	0.4	-0.1	1.2	0.7	0.6	0.9	2.0	3.6	-6.0	-5.6	-9.2	-10.1	-10.3	-9.5	-7.3	<i>Manufacture of non-refractory ceramic</i>
-2.4	1.4	-1.1	-2.6	-3.4	-8.0	-5.7	-6.5	-6.2	-5.7	-1.2	-2.0	-2.9	-4.8	-2.8	0.3	<i>Manufacture of other porcelain and ceramic products</i>
-0.5	-1.9	-2.8	2.2	1.9	2.4	2.6	6.4	6.1	4.0	4.2	3.6	5.6	6.7	6.9	7.3	<i>Manufacture of hydraulic cement</i>
-3.7	-6.0	-7.2	-5.4	-2.9	-0.2	0.6	1.5	2.0	0.7	2.3	3.1	5.2	3.5	5.2	3.1	<i>Manufacture of ready-mix and dry-mix concrete and mortars</i>
																<i>Manufacture of precast concrete, cement or artificial stone articles for use in construction</i>
4.1	4.3	-1.2	1.3	1.2	1.8	0.04	1.4	3.3	3.9	1.8	2.4	0.7	0.2	3.7	2.9	<i>Manufacture of prefabricated structural components for building or civil engineering of cement, concrete or artificial stone</i>
																<i>Manufacture of other articles of concrete, cement and plaster</i>
-0.7	3.1	-1.0	-0.7	-1.2	1.2	3.4	3.8	4.9	6.7	7.6	7.7	6.3	3.5	7.1	6.4	<i>Manufacture of other non-metallic mineral products n.e.c.</i>
1.9	2.3	-1.2	-1.6	-2.6	-0.8	0.01	-10.9	-10.9	-9.2	-8.1	-7.8	-7.4	-7.3	-5.1	-5.4	<i>Other industry</i>
5.1	3.7	4.6	4.2	3.1	2.7	3.0	3.5	1.8	-0.6	-0.2	0.9	3.5	3.5	3.8	5.6	Manufacture of basic iron and steel
-0.8	-0.6	-2.9	-3.3	-3.6	-2.8	-2.2	-2.1	-1.9	-0.9	0.3	0.02	1.5	1.0	1.1	2.9	Manufacture of basic precious and other non-ferrous metals
1.5	1.1	1.4	-2.7	-0.8	-0.4	0.2	2.0	1.7	5.1	4.1	0.2	-1.2	-0.7	0.5	4.0	Casting of metals
14.1	9.2	-1.2	-2.4	-1.9	-0.1	0.9	-1.0	-1.1	-1.5	-2.1	-2.3	-1.5	-1.0	1.6	0.1	Manufacture of structural metal products, tanks, reservoirs , steam generators , weapons and ammunition
																<i>Manufacture of metal doors, windows and their frames, shutters and gates</i>
17.5	12.5	-2.5	-2.4	-1.6	0.2	0.4	-2.3	-1.8	-2.0	-2.6	-3.2	-3.0	-3.0	0.3	-2.2	<i>Manufacture of other structural metal products</i>
12.1	9.0	7.5	0.7	0.1	2.9	3.7	3.2	1.5	0.7	1.3	1.1	2.3	3.2	4.1	4.2	<i>Manufacture of tanks, reservoirs and containers of metal</i>
2.0	-5.1	-5.3	-6.6	-6.2	-5.6	-0.2	0.6	-1.2	-1.8	-3.5	-2.0	1.0	3.5	4.7	6.1	<i>Other industry</i>
1.4	1.5	0.4	-1.3	-1.1	0.7	1.4	2.2	2.9	2.7	2.3	2.6	1.8	2.0	2.8	3.5	Manufacture of other fabricated metal products; metal working service activities
2.5	3.3	2.9	0.1	0.1	2.1	2.5	3.1	2.2	1.3	1.7	1.6	1.8	2.6	2.7	3.1	<i>Forging, pressing, stamping and roll-forming of metal; powder metallurgy</i>
13.0	9.2	7.1	4.4	4.8	5.6	3.9	4.1	5.0	5.1	3.4	3.2	1.1	0.9	2.1	3.6	<i>Treatment and coating of metals; machining</i>
0.9	0.2	-0.3	-1.2	-3.2	-2.4	-0.9	-0.5	0.4	0.9	1.2	1.0	1.5	-0.3	1.0	2.8	<i>Manufacture of tins and cans for food products, collapsible tubes and boxes</i>
																<i>Manufacture of metal cable, plaited bands and similar articles</i>
-1.6	-4.5	-5.2	-6.1	-5.4	-1.7	-1.8	0.3	0.2	-0.6	0.8	1.1	0.6	1.1	1.8	3.1	<i>Manufacture of bolts, screws, nuts and similar threaded products</i>
-2.5	-1.3	-11.5	-14.3	-13.8	-13.1	-11.9	-6.9	-7.5	-8.2	-8.3	-6.0	-7.8	-7.1	1.5	-0.3	<i>Manufacture of metal household articles</i>
4.1	3.1	2.1	0.6	1.2	3.1	5.0	4.1	7.3	7.8	4.7	5.4	3.2	3.8	3.9	4.3	<i>Manufacture of any other fabricated metal products n.e.c.</i>
-9.7	-0.8	-0.1	-1.3	-0.8	-1.0	1.4	3.0	3.0	3.6	4.7	4.8	4.9	4.2	4.7	5.1	<i>Other industry</i>
5.2	5.9	6.5	6.5	7.4	7.6	8.1	8.2	8.8	8.3	7.9	8.4	8.0	7.8	8.3	8.6	Manufacture of electronic components and boards
																<i>Manufacture of diodes, transistors and similar semiconductor devices</i>
2.8	4.0	4.6	5.5	7.2	7.2	7.0	6.4	7.5	6.5	6.2	7.2	6.7	6.4	7.6	7.9	<i>Manufacture of electronic integrated circuits micro assemblies</i>
																<i>Manufacture of electrical capacitors and resistors</i>
10.3	9.7	10.5	8.9	8.7	9.0	10.8	11.9	11.9	11.7	11.3	10.9	10.5	10.3	10.2	10.6	<i>Manufacture of printed circuit boards</i>
																<i>Manufacture of display components</i>
-1.0	1.1	1.7	2.2	2.0	2.6	2.4	2.8	2.1	3.2	2.9	3.7	4.2	4.9	4.1	3.7	<i>Manufacture of other components for electronic applications</i>
3.0	4.5	5.0	6.3	6.3	7.6	7.2	9.3	9.2	8.3	7.7	8.8	8.4	9.0	9.4	7.9	Manufacture of computers and peripheral equipment
8.0	8.5	6.9	4.9	5.4	3.7	3.2	3.9	2.7	2.3	3.7	4.6	3.9	4.5	4.6	5.5	Manufacture of communication equipment
1.9	2.7	-1.6	-8.1	-3.8	-1.2	2.4	0.4	-0.6	1.2	0.8	0.6	3.5	3.8	5.4	12.5	Manufacture of consumer electronics
1.7	2.4	2.2	2.5	4.4	3.9	4.6	6.5	6.7	3.9	3.5	3.8	3.3	3.0	5.0	6.4	Manufacture of measuring, testing, navigating and control equipment; watches and clocks
																<i>Manufacture of measuring, testing, navigating and control equipment</i>
3.0	3.4	3.6	4.4	6.6	6.2	6.7	6.5	7.3	3.4	3.0	2.9	2.5	2.0	3.4	4.5	<i>Manufacture of industrial process control equipment</i>
-2.5	-0.8	-2.5	-3.6	-2.8	-3.8	-2.5	6.5	4.9	5.8	5.1	6.7	5.8	6.7	10.7	13.2	<i>Manufacture of watches and clocks and parts</i>
0.9	1.2	2.2	3.4	4.7	4.4	3.6	1.1	0.1	-0.1	-0.5	-0.4	-0.9	-0.6	-1.1	-2.1	Manufacture of irradiation, electromedical and electrotherapeutic equipment

Kod Kumpulan Group code	Keterangan Kumpulan/Tempoh	2020	2021	2021				2022		2021		2022		
				Q1	Q2	Q3	Q4	Q1	Q2	(Jan. - Jul.)	(Jan. - Jul.)	Jan.	Feb.	Mac
267 (26701 & 26702) & 268 (26800)	Pembuatan peralatan optikal, kelengkapan fotografi, media magnetik dan optikal	-2.6	-8.8	-10.6	-4.8	-4.9	-8.8	-11.2	-6.6	-5.4	-6.0	-1.2	-9.9	-10.6
271	Pembuatan motor elektrik, penjana, transformer dan perkakasan pengagihan dan pengawalan elektrik	5.6	6.7	6.0	3.7	5.6	6.7	4.0	4.0	2.8	5.8	5.9	5.4	6.0
	27101 Pembuatan motor elektrik, penjana dan transformer	6.2	5.8	8.0	6.2	6.4	5.8	0.6	1.2	5.7	0.4	7.9	7.3	8.0
	27102 Pembuatan perkakasan pengagihan dan pengawalan	5.1	7.4	4.3	1.8	4.9	7.4	6.9	6.3	0.4	10.3	4.4	3.9	4.3
272/ 27200	Pembuatan bateri dan akumulator	9.4	-8.8	11.2	0.5	-2.2	-8.8	-5.3	-3.5	-1.3	-3.6	10.9	10.0	11.2
273	Pembuatan pendawaian dan peranti pendawaian	1.7	7.9	-1.0	9.6	9.4	7.9	9.8	9.4	8.8	8.4	0.3	-0.9	-1.0
	27310 Pembuatan kabel gantian optikal	-11.5	-0.3	-11.7	-4.2	4.4	-0.3	5.6	10.5	-2.9	12.7	-13.3	-12.9	-11.7
	27320 Pembuatan wayar dan kabel elektronik dan elektrik lain	2.5	7.2	-0.5	9.4	8.7	7.2	9.1	10.1	8.5	8.9	1.1	-0.2	-0.5
	27330 Pembuatan alatan pendawaian pembawa dan bukan pembawa arus untuk litar elektrik (tanpa mengira jenis bahan)	0.5	22.1	-1.1	20.9	22.2	22.1	22.6	0.9	20.6	0.9	-1.1	-1.4	-1.1
274/ 27400	Pembuatan kelengkapan pencahayaan elektrik	-11.6	-18.9	-11.3	-4.3	-9.0	-18.9	-17.5	-12.3	-5.7	-6.7	-11.5	-10.6	-11.3
275/ 27500	Pembuatan perkakasan domestik	-4.0	3.3	-0.1	-1.7	-2.9	3.3	2.1	3.6	-2.7	3.2	-5.5	-5.7	-0.1
279/ 27900	Pembuatan kelengkapan elektrik lain	18.4	0.5	16.0	11.1	-0.3	0.5	3.5	6.5	3.7	6.8	18.7	16.8	16.0
281 & 282	Pembuatan jentera kegunaan umum dan kegunaan khas	0.9	1.1	3.1	3.1	0.3	1.1	1.2	2.8	0.9	4.4	1.5	1.6	3.1
	28120 Pembuatan alat-alat kuasa bendalir													
	&													
	28130 Pembuatan pam, pemampat, kepala paip dan injap lain	-7.1	22.6	-6.9	-0.7	3.8	22.6	24.1	23.6	2.9	22.0	-7.4	-8.1	-6.9
	28180 Pembuatan alatan tangan yang menggunakan kuasa dilengkapkan dengan motor elektrik atau bukan motor elektrik atau pneumatik	0.9	-5.1	5.2	3.8	-0.8	-5.1	-4.2	-3.9	0.8	-4.4	4.0	4.0	5.2
	&													
	28220 Pembuatan jentera pembentukan logam dan alatan mesin													
	28192 Pembuatan mesin penyaman udara, termasuk untuk kenderaan bermotor	-3.6	-7.9	-9.6	-2.7	-7.5	-7.9	2.1	2.4	-5.8	10.4	-14.4	-17.1	-9.6
	28290 Pembuatan lain-lain mesin bertujuan khas t.t.t.l. Industri lain	-8.3	-3.4	-5.4	-6.1	-6.9	-3.4	0.1	0.1	-5.8	-0.1	-4.5	-8.4	-5.4
		5.8	4.4	9.1	7.0	3.9	4.4	0.9	4.3	3.9	6.4	7.2	9.7	9.1
291 (29101 & 29102)	Pembuatan kenderaan bermotor	-9.5	1.7	-8.2	0.4	2.4	1.7	1.9	4.0	-0.2	7.0	-9.9	-8.2	-8.2
292/ 29200	Pembuatan kerangka (coachwork) untuk kenderaan bermotor; pembuatan treler dan semi treler	-14.7	-1.1	-19.6	-0.6	0.8	-1.1	2.5	5.2	1.9	4.8	-19.0	-19.8	-19.6
293/ 29300	Pembuatan alat ganti dan aksesori untuk kenderaan bermotor	-4.6	0.9	-5.6	0.9	0.5	0.9	2.2	3.4	-0.3	3.6	-6.1	-5.8	-5.6
301 (30110 & 30120)	Pembinaan kapal dan bot	-1.2	-0.6	-0.7	-1.8	-0.8	-0.6	-0.5	7.5	-5.1	10.4	-4.6	-1.8	-0.7
302, 303, 304 & 309	Pembuatan lokomotif keretapi, rolling stock, kapal angkasa dan udara, jentera berkaitan, kenderaan tempur ketenteraan, dan kelengkapan pengangkutan t.t.t.l.	-12.4	1.5	-9.2	1.3	0.5	1.5	1.0	4.7	-0.8	4.7	-10.5	-10.5	-9.2
	30910 Pembuatan motosikal	-7.6	3.4	-7.6	0.7	2.5	3.4	2.7	4.4	0.4	3.4	-9.1	-8.7	-7.6
	30920 Pembuatan basikal dan invalid carriages	-23.0	-7.1	-13.0	6.3	-2.8	-7.1	-11.2	5.4	3.9	6.7	-15.6	-13.3	-13.0
	Industri lain	-12.9	2.1	-9.4	0.6	-0.2	2.1	3.0	4.8	-2.8	5.2	-10.2	-11.3	-9.4
310	Pembuatan perabot	-2.9	4.0	-0.7	-2.5	4.6	4.0	4.4	10.7	-4.4	10.8	-1.3	-1.1	-0.7
	31001 Pembuatan perabot kayu dan rotan	-3.4	5.4	-1.9	-5.3	4.3	5.4	7.3	15.3	-7.5	15.8	-2.7	-2.6	-1.9
	Industri lain	-1.4	-0.4	3.2	6.8	5.5	-0.4	-4.2	-2.6	5.7	-3.2	3.4	3.4	3.2
321 (32110 & 32120)	Pembuatan barang kemas, bijouterie dan artikel berkaitan	-9.8	-4.2	-9.0	-8.4	-7.5	-4.2	-1.9	0.2	-6.6	0.2	-9.4	-4.6	-9.0
322, 325 & 329	Pembuatan instrumen muzik, peralatan dan bekalan perubatan dan pergigian dan pembuatan lain t.t.t.l.	6.0	8.2	7.3	4.6	5.4	8.2	4.0	5.7	4.9	7.4	5.2	5.7	7.3
	32901 Pembuatan alat tulis	5.6	3.0	-4.0	-4.6	-3.9	3.0	1.2	2.9	-4.1	5.1	-3.3	-6.9	-4.0
	Industri lain	6.1	9.9	11.3	7.8	8.6	9.9	4.8	6.6	8.1	8.1	8.3	10.4	11.3
323/ 32300	Pembuatan barangan sukan	-1.2	13.0	14.7	6.9	5.4	13.0	-1.4	1.6	7.3	2.0	12.1	14.3	14.7
324/ 32400	Pembuatan permainan dan mainan	-6.5	0.5	-8.3	-7.7	-6.5	0.5	1.1	7.3	-7.4	13.1	-7.6	-8.8	-8.3
331 & 332	Pembaikan pemasangan produk logam, jentera, kelengkapan dan pemasangan jentera perindustrian dan kelengkapan	-2.6	3.7	0.8	1.5	2.3	3.7	4.3	7.5	1.3	6.1	-2.4	-0.6	0.8
	33150 Pembaikan dan penyelenggaraan kelengkapan pengangkutan kecuali motosikal dan basikal	-5.9	-7.3	-9.3	-7.3	-4.2	-7.3	-4.2	1.4	-4.0	0.3	-8.2	-11.2	-9.3
	Industri lain	-1.9	6.1	3.2	3.5	3.7	6.1	6.0	8.7	2.4	7.2	-1.1	1.9	3.2
	Jumlah Pembuatan	-2.0	2.7	-1.1	1.2	1.6	2.7	2.4	3.7	0.8	4.1	-2.4	-2.2	-1.1

2021														2022				Group Description/Period
Apr.	Mei	Jun	Jul.	Ogo.	Sep.	Okt.	Nov.	Dis.	Jan.	Feb.	Mac	Apr.	Mei	Jun	Jul.			
-8.8	-6.9	-4.8	-5.4	-3.8	-4.9	-4.8	-9.7	-8.8	-13.3	-11.3	-11.2	-8.0	-8.9	-6.6	-6.0	Manufacture of optical instruments, photographic equipment, magnetic and optical media		
5.0	4.3	3.7	2.8	4.2	5.6	5.4	5.0	6.7	5.0	4.5	4.0	3.6	3.6	4.0	5.8	Manufacture of electric motors, generators, transformers and electricity distribution and control apparatus		
7.0	6.0	6.2	5.7	6.3	6.4	5.4	4.2	5.8	1.8	1.0	0.6	0.5	1.8	1.2	0.4	Manufacture of electric motors, generators and transformers		
3.4	3.0	1.8	0.4	2.5	4.9	5.4	5.6	7.4	7.7	7.5	6.9	6.1	5.1	6.3	10.3	Manufacture of electricity distribution and control apparatus		
9.3	8.8	0.5	-1.3	3.7	-2.2	-2.2	-9.0	-8.8	-10.6	-4.6	-5.3	-5.9	-10.0	-3.5	-3.6	Manufacture of batteries and accumulators		
4.7	7.6	9.6	8.8	8.4	9.4	5.3	5.7	7.9	8.6	8.3	9.8	11.4	11.5	9.4	8.4	Manufacture of wiring and wiring devices		
-3.6	-2.9	-4.2	-2.9	-2.9	4.4	6.2	-2.2	-0.3	0.6	0.2	5.6	8.6	9.6	10.5	12.7	Manufacture of fibre optic cables		
5.5	8.6	9.4	8.5	7.9	8.7	4.0	4.8	7.2	7.9	7.7	9.1	10.8	11.1	10.1	8.9	Manufacture of other electronic and electric wires and cables		
-0.2	1.1	20.9	20.6	21.4	22.2	22.5	23.5	22.1	22.7	21.9	22.6	21.5	18.4	0.9	0.9	Manufacture of current-carrying and non current-carrying wiring devices for electrical circuits regardless of material		
-5.2	-5.0	-4.3	-5.7	-8.1	-9.0	-10.4	-17.1	-18.9	-18.2	-17.3	-17.5	-16.1	-15.2	-12.3	-6.7	Manufacture of electric lighting equipment		
0.4	0.7	-1.7	-2.7	-3.0	-2.9	1.2	2.2	3.3	3.4	3.2	2.1	1.9	2.6	3.6	3.2	Manufacture of domestic appliances		
16.8	16.3	11.1	3.7	2.3	-0.3	-2.4	-0.1	0.5	1.6	1.4	3.5	3.3	3.9	6.5	6.8	Manufacture of other electrical equipment		
4.2	3.5	3.1	0.9	1.0	0.3	1.2	1.5	1.1	1.4	1.3	1.2	2.0	2.5	2.8	4.4	Manufacture of general-purpose and special-purpose machinery		
-5.0	0.4	-0.7	2.9	3.7	3.8	3.4	24.6	22.6	23.1	23.6	24.1	21.8	21.3	23.6	22.0	Manufacture of fluid power equipment		
5.8	5.1	3.8	0.8	0.5	-0.8	0.6	-5.0	-5.1	-3.9	-4.3	-4.2	-5.2	-4.4	-3.9	-4.4	Manufacture of other pumps, compressors, taps and valves		
0.6	-0.5	-2.7	-5.8	-5.2	-7.5	-8.5	-8.0	-7.9	1.1	1.6	2.1	1.3	2.6	2.4	10.4	Manufacture of power-driven hand tools with self-contained electric or non-electric motor or pneumatic drives		
-2.6	-4.6	-6.1	-5.8	-6.6	-6.9	-4.9	-4.5	-3.4	-2.1	-0.6	0.1	-0.9	-1.8	0.1	-0.1	Manufacture of other special-purpose machinery		
7.2	6.0	7.0	3.9	4.2	3.9	4.8	5.2	4.4	2.1	1.7	0.9	4.0	4.6	4.3	6.4	Other industry		
0.3	0.9	0.4	-0.2	0.6	2.4	3.8	1.4	1.7	1.9	1.9	1.9	0.6	-0.1	4.0	7.0	Manufacture of motor vehicles		
-3.6	5.1	-0.6	1.9	0.8	0.8	1.2	0.1	-1.1	-1.5	2.3	2.5	2.6	1.8	5.2	4.8	Manufacture of bodies (coachwork) for motor vehicles; manufacture of trailers and semi-trailers		
0.7	2.9	0.9	-0.3	-0.7	0.5	1.4	0.9	0.9	2.1	1.9	2.2	2.3	2.9	3.4	3.6	Manufacture of parts and accessories for motor vehicles		
1.7	0.3	-1.8	-5.1	-4.7	-0.8	1.7	1.4	-0.6	-0.1	-0.7	-0.5	3.9	4.0	7.5	10.4	Building of ships and boats		
0.6	0.4	1.3	-0.8	-0.7	0.5	1.6	1.2	1.5	0.2	0.8	1.0	3.6	3.8	4.7	4.7	Manufacture of railway locomotives, rolling stock, air and spacecraft, related machinery, military fighting vehicles and transport equipment n.e.c		
0.6	0.5	0.7	0.4	1.0	2.5	4.2	3.2	3.4	3.1	2.6	2.7	4.3	3.6	4.4	3.4	Manufacture of motorcycles		
9.0	8.1	6.3	3.9	3.1	-2.8	-3.6	-4.6	-7.1	-10.5	-11.0	-11.2	-1.3	2.1	5.4	6.7	Manufacture of bicycles and invalid carriages		
-1.4	-1.3	0.6	-2.8	-2.7	-0.2	0.9	0.9	2.1	0.7	2.6	3.0	4.3	4.3	4.8	5.2	Other industry		
5.8	3.6	-2.5	-4.4	-4.1	4.6	4.5	4.7	4.0	4.4	4.3	4.4	4.6	4.2	10.7	10.8	Manufacture of furniture		
2.8	2.0	-5.3	-7.5	-7.2	4.3	4.1	4.8	5.4	7.6	7.1	7.3	7.5	7.1	15.3	15.8	Manufacture of wooden and cane furniture		
16.0	8.6	6.8	5.7	5.7	5.5	6.1	4.2	-0.4	-5.0	-3.8	-4.2	-4.0	-4.4	-2.6	-3.2	Other industry		
-3.4	-9.2	-8.4	-6.6	-6.9	-7.5	-6.4	-3.9	-4.2	-4.6	-1.7	-1.9	0.05	0.7	0.2	0.2	Manufacture of jewellery, bijouterie and related articles		
8.5	7.5	4.6	4.9	5.4	5.4	6.5	7.6	8.2	5.6	3.9	4.0	3.7	4.3	5.7	7.4	Manufacture of musical instruments, medical and dental instruments and supplies and other manufacturing n.e.c.		
-1.8	-1.9	-4.6	-4.1	-3.9	-3.9	-1.0	1.8	3.0	2.0	4.3	1.2	2.1	2.9	2.9	5.1	Manufacture of stationery		
12.0	10.7	7.8	8.1	8.6	8.6	9.1	9.6	9.9	6.7	3.8	4.8	4.2	4.7	6.6	8.1	Other industry		
9.2	8.4	6.9	7.3	5.6	5.4	7.7	10.8	13.0	2.1	-1.4	-1.4	0.8	1.5	1.6	2.0	Manufacture of sports goods		
-10.5	-6.9	-7.7	-7.4	-7.6	-6.5	-3.4	-2.2	0.5	-1.2	3.3	1.1	0.6	4.1	7.3	13.1	Manufacture of games and toys		
1.7	3.4	1.5	1.3	1.9	2.3	4.2	4.8	3.7	2.6	1.7	4.3	5.0	5.8	7.5	6.1	Repair of fabricated metal products, machinery and equipment and installation of industrial machinery and equipment		
-3.7	-3.4	-7.3	-4.0	-4.1	-4.2	-4.7	-3.5	-7.3	-7.2	-6.9	-4.2	-3.4	-3.9	1.4	0.3	Repair and maintenance of transport equipment except motorcycles and bicycles		
2.9	4.9	3.5	2.4	3.2	3.7	6.0	6.5	6.1	4.7	3.5	6.0	6.7	7.7	8.7	7.2	Other industry		
3.0	2.8	1.2	0.8	1.0	1.6	2.4	2.6	2.7	2.2	2.1	2.4	2.5	2.7	3.7	4.1	Total Manufacturing		

Jadual Table **1.5c** : Bilangan Pekerja Bergaji Sektor Pembuatan Mengikut Kumpulan: Perubahan Peratusan Bulanan/Suku Tahunan
 : Number of Paid Employees of Manufacturing Sector by Group: Monthly/Quarterly Percentage Change

Kod Kumpulan Group code	Keterangan Kumpulan/Tempoh	2021				2022				2021		
		Q1	Q2	Q3	Q4	Q1	Q2	Jan.	Feb.	Mac	Apr.	Mei
101	Pemprosesan dan pengawetan daging	1.7	-0.2	3.7	-3.9	0.6	0.2	3.6	-0.8	-1.0	-0.02	0.05
102	Pemprosesan dan pengawetan ikan, krustasea dan moluska	4.8	-2.9	0.5	-0.03	0.1	2.6	5.1	0.1	-0.4	-1.2	-1.1
	10201 Pengetinan ikan, krustasea dan moluska &											
	10202 Pemprosesan dan pengawetan ikan, krustasea dan moluska	3.8	-2.4	-0.7	-1.2	0.8	2.0	3.5	0.5	-0.2	-1.1	-1.1
	Industri lain	10.7	-5.9	7.9	6.3	-3.4	5.6	15.0	-1.9	-1.8	-1.4	-1.3
103	Pemprosesan dan pengawetan buah-buahan dan sayur - sayuran	1.2	-0.7	-8.7	-1.1	1.3	-0.9	4.0	-1.3	-1.4	0.6	-1.2
	10303 Pengetinan nanas &											
	10304 Pembuatan jem, marmalad dan sajian jeli Industri lain	1.2	-1.8	-50.7	0.9	-11.9	9.4	3.2	-0.9	-0.9	-1.3	-0.2
	Industri lain	1.2	-0.5	-4.1	-1.2	2.0	-1.4	4.1	-1.4	-1.4	0.8	-1.2
104	Pembuatan minyak dan lemak daripada sayuran dan haiwan	0.2	0.4	2.1	0.2	0.5	0.2	0.4	0.02	-0.3	0.04	0.4
	10404 Pembuatan minyak sayuran mentah dan bertapis &											
	10406 Pembuatan sebatian lemak masakan	1.5	-0.8	0.0	4.8	-2.1	1.9	-1.1	0.1	2.5	-0.8	0.8
	10405 Pembuatan minyak kelapa Industri lain	1.3	-1.1	-0.02	2.6	1.9	2.2	0.4	0.8	0.1	-0.7	-0.4
	Industri lain	0.1	0.5	2.3	-0.2	0.6	0.1	0.5	-0.01	-0.4	0.1	0.4
105	Pembuatan produk tenusu	6.3	0.7	0.1	-4.9	-1.1	2.0	4.5	0.9	0.8	1.0	-0.3
	10502 Pembuatan susu pekat, tepung dan sejat Industri lain	7.0	0.4	0.5	-4.5	-2.3	1.0	6.2	0.4	0.4	0.7	-0.3
	Industri lain	4.3	1.4	-1.0	-6.1	2.5	4.7	-0.1	2.2	2.1	1.9	-0.3
106	Pembuatan produk bijian, kanji dan produk berkanji	2.4	-0.05	3.1	-0.4	0.6	-0.7	3.0	-0.6	0.1	-0.3	0.4
	10611 Pengilangan beras	5.2	-1.0	6.7	-6.0	3.0	-0.6	6.4	-0.9	-0.2	-0.9	0.4
	10613 Pengilangan tepung Industri lain	0.2	1.5	0.4	3.4	-0.4	-0.6	-0.4	-0.1	0.7	0.3	1.1
	Industri lain	-0.3	-2.6	-2.2	10.8	-6.1	-1.7	2.6	-1.3	-1.6	-0.1	-2.1
107	Pembuatan produk makanan lain	4.5	0.5	0.4	0.9	3.0	-0.3	4.2	0.2	0.1	0.3	-0.7
	10711 Pembuatan biskut dan cookies	-1.0	-0.1	0.0	19.7	0.7	0.5	-0.04	-0.5	-0.5	0.9	-1.4
	10712 Pembuatan roti, kek dan produk bakeri lain	1.9	4.9	1.4	-0.8	-3.2	0.4	1.8	0.1	0.01	1.8	-0.6
	10713 Pembuatan produk snek	1.2	-0.5	-4.4	-0.01	-0.2	1.5	3.3	-1.0	-1.0	-0.6	-0.4
	10721 Pembuatan gula	-0.3	-1.0	1.2	-3.1	0.2	-1.8	-0.5	0.1	0.1	-0.7	-0.2
	10731 Pembuatan produk koko	-1.3	-1.7	-1.2	-1.1	0.1	0.3	-0.1	-0.6	-0.6	-0.9	-1.2
	10732 Pembuatan coklat dan produk coklat &											
	10733 Pembuatan konfeksi gula	-0.6	-1.3	-1.5	-4.7	-1.2	1.9	0.7	-0.6	-0.8	-0.2	-0.4
	10793 Pembuatan sos dan bahan perasa	12.7	-2.1	1.0	6.2	8.0	1.4	14.4	-0.8	-0.7	-0.4	-0.7
	10799 Pembuatan produk makanan lain f.t.f.l. Industri lain	14.9	-1.5	0.4	-5.3	22.4	-7.0	10.3	3.6	0.6	-1.5	-0.5
	Industri lain	5.6	-0.4	1.2	-1.1	2.3	0.6	4.6	0.01	1.0	0.2	-0.6
108/10800	Pembuatan makanan haiwan tersedia	-1.0	-0.2	-10.6	-5.9	-0.5	4.4	-1.2	0.2	0.03	0.3	-0.2
110	Pembuatan minuman ringan	2.8	-3.0	2.5	-0.5	2.2	-0.4	1.9	0.5	0.3	-1.0	-0.7
	11041 Pembuatan minuman ringan	0.2	-1.3	-0.9	1.9	2.5	-0.03	-0.4	0.4	0.3	-0.7	-0.7
	11042 Pengeluaran air mineral semulajadi dan minuman lain yang dibotolkan Industri lain	2.0	-6.3	2.6	-1.7	0.1	-0.5	1.4	0.3	0.3	-1.5	-1.0
	Industri lain	26.5	-5.0	25.4	-11.0	5.2	-1.9	23.3	2.4	0.2	-1.1	-0.5
120/12000	Pembuatan produk tembakau	21.7	-18.5	3.9	0.2	17.9	-17.2	7.2	14.9	-1.2	-18.4	0.3
131	Pemintalan, penununan dan penyiapan tekstil	0.7	-2.7	0.7	0.9	-0.6	-2.8	-0.7	1.2	0.3	-0.1	0.2
	13110 Penyediaan dan pemintalan gentian tekstil &											
	13120 Penununan tekstil	-0.6	-2.2	-2.5	-0.5	-2.5	-3.5	-1.1	0.9	-0.5	-0.3	-0.2
	13132 Pewarnaan, pelunturan, percetakan dan penyiapan akhir benang dan fabrik Industri lain	6.0	0.1	10.4	8.1	2.8	-0.5	-1.0	3.5	3.5	0.5	0.0
	Industri lain	-2.1	-21.6	2.9	-20.9	9.4	-6.4	4.9	-3.4	-3.3	-1.1	6.9
139	Pembuatan tekstil lain	4.4	0.05	1.3	2.3	-0.5	3.1	4.8	-1.0	0.6	0.2	2.0
	13910 Pembuatan fabrik dikait dan dikrusye Industri lain	2.4	2.6	2.3	3.16	0.03	1.0	3.1	-0.3	-0.4	0.9	2.1
	Industri lain	5.8	-1.6	0.5	1.8	-0.9	4.5	6.0	-1.5	1.3	-0.2	1.9
141	Pembuatan pakaian, kecuali pakaian berbulu	0.7	-4.4	-1.3	7.3	1.5	-1.1	0.1	0.6	-0.02	-0.4	1.2
	14102 Pembuatan pakaian Industri lain	0.4	-2.3	-1.1	6.3	0.3	0.1	-0.5	0.8	0.1	-0.1	1.9
	Industri lain	1.4	-9.9	-1.9	10.1	4.9	-4.1	1.6	0.1	-0.3	-1.3	-0.5
142 & 143	Pembuatan artikel daripada kulit bulu dan pakaian yang dikait dan dikrusye	-4.3	-0.8	-16.4	1.9	4.0	1.0	-4.3	1.9	-1.9	-0.4	-0.4
151 (15110 & 15120)	Penyamakan dan pembersihan kulit, pembuatan bagasi, beg tangan, pelana dan abah-abah pembersihan dan pewarnaan bulu	0.8	-2.9	6.6	3.3	-1.0	-5.8	0.2	1.4	-0.7	-0.04	0.6
152	Pembuatan kasut	2.2	-3.5	-0.1	1.8	2.8	3.5	2.9	1.6	-2.3	0.5	0.05
	15201 Pembuatan kasut kulit &											
	15203 Pembuatan kasut getah Industri lain	0.5	-5.0	-2.3	5.0	3.0	3.4	2.4	1.2	-3.0	1.2	0.4
	Industri lain	4.4	-1.7	2.5	-1.9	2.6	3.8	3.6	2.2	-1.3	-0.5	-0.4
161/16100	Pengilangan dan pengetaman kayu	0.9	-7.7	11.1	0.7	0.3	-1.7	1.1	0.1	-0.3	0.9	-0.1

2022														Group Description/Period
Jun	Jul.	Ogo.	Sep.	Okt.	Nov.	Dis.	Jan.	Feb.	Mac	Apr.	Mei	Jun	Jul.	
-0.3	-0.1	-0.6	4.4	-2.7	-0.4	-0.8	3.7	-0.6	-2.4	-0.05	0.5	-0.3	-1.3	Processing and preserving of meat
-0.7	0.1	-0.7	1.1	-0.8	-0.7	1.5	2.5	-1.8	-0.5	1.1	-0.2	1.7	0.8	Processing and preserving of fish, crustaceans and molluscs
														<i>Canning of fish, crustaceans and molluscs</i>
-0.2	-0.6	-0.7	0.6	-1.0	-1.4	1.3	3.1	-1.7	-0.5	1.3	-0.5	1.1	0.7	<i>Processing, curing and preserving of fish, crustacean and molluscs</i>
-3.3	4.6	-0.7	4.0	0.1	3.6	2.5	-0.6	-1.9	-0.9	-0.5	1.2	4.9	0.9	<i>Other industry</i>
-0.1	0.9	-8.1	-1.4	-2.2	-0.7	1.9	4.8	-0.9	-2.4	-0.5	-0.1	-0.3	1.5	Processing and preserving of fruits and vegetable
														<i>Pineapple canning</i>
-0.2	-0.6	-50.1	-0.7	-0.2	-1.6	2.7	-4.3	-1.0	-7.1	6.3	-1.0	4.0	-0.4	<i>Manufacture of jams, marmalades and table jellies</i>
-0.04	1.0	-3.6	-1.4	-2.3	-0.7	1.8	5.3	-0.9	-2.2	-0.9	-0.1	-0.5	1.6	<i>Other industry</i>
0.02	0.9	-0.1	1.3	-2.0	1.6	0.6	0.2	0.7	-0.3	-0.2	0.2	0.3	1.1	Manufacture of vegetable and animal oils and fats
														<i>Manufacture of crude and refined vegetable oil</i>
-0.8	0.0	0.1	-0.1	-0.01	4.6	0.2	-1.5	0.3	-1.0	0.1	1.6	0.3	0.8	<i>Manufacture of compound cooking fats</i>
0.0	-0.9	0.8	0.1	0.0	2.8	-0.1	0.7	0.6	0.6	2.2	0.0	0.0	0.1	<i>Manufacture of coconut oil</i>
0.1	1.0	-0.1	1.4	-2.1	1.4	0.6	0.3	0.7	-0.3	-0.3	0.1	0.3	1.1	<i>Other industry</i>
-0.05	-0.4	0.4	0.1	-4.5	-0.4	0.02	-1.4	-0.3	0.6	0.6	0.4	1.0	-0.2	Manufacture of dairy products
0.03	-0.2	0.8	-0.1	-4.7	-0.02	0.2	-2.2	-0.4	0.2	0.4	0.1	0.5	-0.5	<i>Manufacture of condensed, powdered and evaporated milk</i>
-0.3	-0.8	-0.7	0.5	-4.2	-1.6	-0.4	0.8	0.2	1.5	1.0	1.1	2.5	0.5	<i>Other industry</i>
-0.2	-0.1	1.0	2.2	-0.4	-0.8	0.8	0.6	0.05	-0.1	0.5	-1.3	0.1	0.2	Manufacture of grain mill products, starches and starch products
-0.4	-0.2	3.5	3.3	-0.8	-4.6	-0.7	2.2	0.8	0.01	0.8	-1.0	-0.4	0.3	<i>Rice milling</i>
0.1	0.1	-0.6	0.9	-0.4	2.1	1.7	0.1	-0.6	0.1	0.1	-1.2	0.6	0.6	<i>Flour milling</i>
-0.4	-0.7	-3.9	2.5	1.7	5.3	3.4	-4.4	-0.4	-1.4	1.0	-2.5	-0.2	-2.5	<i>Other industry</i>
0.9	0.2	-0.2	0.3	-0.2	1.1	-0.03	2.3	-0.2	0.8	-0.8	-0.1	0.5	0.1	Manufacture of other food products
0.4	-0.9	-0.1	1.1	2.7	17.6	-0.9	0.7	0.1	-0.2	-0.2	-0.8	1.6	0.7	<i>Manufacture of biscuits and cookies</i>
3.7	0.2	0.4	0.7	-1.5	0.5	0.2	1.0	-3.7	-0.5	1.4	-0.4	-0.6	0.7	<i>Manufacture of bread, cakes and other bakery products</i>
0.5	-0.6	-0.3	-3.5	-0.8	0.3	0.5	0.5	-0.5	-0.1	0.4	-0.3	1.5	0.3	<i>Manufacture of snack products</i>
-0.1	-0.3	1.2	0.3	-2.8	-2.0	1.7	-0.2	0.4	0.01	-1.5	0.8	-1.2	-0.1	<i>Manufacture of sugar</i>
0.5	0.3	-1.2	-0.3	-3.2	1.4	0.8	0.5	0.4	-0.9	0.3	0.3	-0.3	0.8	<i>Manufacture of cocoa products</i>
														<i>Manufacture of chocolate and chocolate products</i>
-0.7	-0.8	-0.1	-0.6	0.7	-5.4	0.04	-2.2	0.1	0.9	-0.6	-0.4	2.9	0.4	<i>Manufacture of sugar confectionery</i>
-0.9	-0.5	0.5	1.0	0.5	4.3	1.3	3.2	3.2	1.4	-1.7	2.8	0.4	-1.1	<i>Manufacture of sauces and condiments</i>
0.4	0.6	-2.1	1.9	-0.9	-4.1	-0.4	10.5	3.6	6.9	-6.6	0.1	-0.6	0.1	<i>Manufacture of other food products n.e.c.</i>
0.1	1.1	-0.02	0.1	0.2	-0.9	-0.4	2.5	0.1	-0.3	-0.04	-0.4	1.0	-0.3	<i>Other industry</i>
-0.4	1.9	-12.3	0.1	-2.2	-2.7	-1.2	0.5	-0.7	-0.3	3.8	0.7	-0.1	-0.2	Manufacture of prepared animal feeds
-1.3	-0.1	2.4	0.2	-1.7	-0.004	1.2	1.0	1.1	0.1	1.1	-0.6	-0.9	-0.3	Manufacture of beverages
0.1	-1.3	0.04	0.4	0.04	0.3	1.6	-0.1	2.3	0.4	1.1	-0.1	-1.0	0.2	<i>Manufacture of soft drinks</i>
-4.0	3.3	-0.7	-0.05	-4.0	2.2	0.2	0.8	-2.2	1.6	-0.3	-0.5	0.3	-0.9	<i>Production of natural mineral waters and other bottled waters</i>
-3.5	-1.1	27.0	-0.1	-6.1	-6.7	1.5	8.5	1.5	-4.4	4.0	-3.4	-2.3	-1.4	<i>Other industry</i>
-0.5	-3.3	-4.7	12.7	0.2	0.1	-0.03	7.5	11.1	-1.3	-17.5	-0.1	0.5	-0.5	Manufacture of tobacco products
-2.8	-1.2	1.8	0.1	0.9	-1.7	1.7	-1.2	-0.1	0.6	-1.3	-0.3	-1.2	-0.5	Spinning, weaving and finishing of textiles
														<i>Preparation and spinning of textile fibres</i>
-1.8	-1.3	-1.0	-0.3	-0.4	0.01	-0.1	-2.2	0.3	-0.6	-1.6	-0.9	-1.2	-0.5	<i>Weaving of textiles</i>
-0.5	2.2	3.9	4.0	5.2	-3.7	6.8	-0.2	-1.0	4.1	-0.7	0.5	-0.3	-0.5	<i>Dyeing, bleaching, printing and finishing of yarns and fabrics</i>
-25.8	-18.8	48.2	-14.5	-2.8	-18.6	0.0	13.4	0.2	-3.7	-2.6	4.7	-8.3	-0.3	<i>Other industry</i>
-2.1	-0.1	0.03	1.3	-0.2	2.7	-0.1	0.2	-0.6	-0.1	0.8	2.0	0.2	-0.6	Manufacture of other textiles
-0.4	0.1	-0.3	2.6	0.5	2.0	0.7	0.7	-0.1	-0.5	-0.1	1.4	-0.3	-0.4	<i>Manufacture of knitted and crocheted fabrics</i>
-3.2	-0.1	0.3	0.4	-0.7	3.1	-0.6	-0.1	-0.9	0.2	1.4	2.5	0.6	-0.7	<i>Other industry</i>
-5.2	-0.7	1.0	-1.5	-0.4	7.2	0.5	0.4	1.0	0.1	-0.7	0.7	-1.1	-1.2	Manufacture of wearing apparel, except fur
-4.0	-0.6	1.2	-1.6	-0.9	6.9	0.4	-1.2	1.2	0.3	-0.7	1.2	-0.4	-1.3	<i>Manufacture of clothings</i>
-8.2	-1.0	0.4	-1.3	0.8	8.3	0.9	4.8	0.5	-0.4	-0.8	-0.5	-2.8	-0.8	<i>Other industry</i>
0.0	-0.3	-16.4	0.2	-3.4	3.8	1.7	2.8	0.1	1.0	1.1	0.0	-0.1	0.0	Manufacture of articles of fur, knitted and crocheted apparel
														<i>Tanning and dressing of leather; manufacture of luggage, handbags, saddlery and harness; dressing and dyeing of fur</i>
-3.5	-2.0	4.6	4.0	2.9	0.5	-0.1	-0.4	0.4	-1.0	-1.2	-1.0	-3.7	-1.2	
-4.0	-1.4	-0.8	2.1	1.3	0.7	-0.2	3.8	2.7	-3.6	0.7	1.8	1.0	-1.0	Manufacture of footwear
														<i>Manufacture of leather footwear</i>
-6.5	-0.6	-1.0	-0.7	3.0	1.8	0.1	5.4	1.6	-3.8	-0.2	1.6	2.0	-0.5	<i>Manufacture of rubber footwear</i>
-0.8	-2.5	-0.5	5.6	-0.7	-0.7	-0.5	1.9	4.1	-3.4	1.9	2.0	-0.2	-1.7	<i>Other industry</i>
-8.4	6.9	1.8	2.1	-0.1	0.6	0.3	1.2	-0.4	-0.5	0.1	0.4	-2.1	0.2	Sawmilling and planning of wood

Kod Kumpulan Group code	Keterangan Kumpulan/Tempoh	2021				2022				2021		
		Q1	Q2	Q3	Q4	Q1	Q2	Jan.	Feb.	Mac	Apr.	Mei
162	Pembuatan produk daripada kayu, gabus, jerami dan bahan jalinan lain	-1.8	0.9	2.7	0.2	-3.1	2.0	0.9	-1.2	-1.5	-0.4	3.9
16211	Pembuatan kepingan venier dan papan lapis	-3.6	0.8	5.4	-1.4	-3.4	1.8	-0.7	-1.4	-1.5	-0.8	4.7
16212	Pembuatan papan partikel dan papan gentian	0.6	-6.7	-2.3	6.1	1.8	-0.3	0.3	0.2	0.2	-0.6	0.03
16221	Perfukangan kayu untuk jurubina	3.0	2.9	0.2	-5.9	-10.9	2.3	5.2	-0.9	-1.1	1.2	1.9
	Industri lain	-2.0	4.1	-0.8	9.0	2.2	3.5	2.5	-1.7	-2.7	-0.9	5.9
170	Pembuatan kertas dan produk kertas	7.6	-2.0	1.1	2.6	1.4	-0.6	1.4	0.6	-0.1	-0.7	-0.3
17010	Pembuatan pulpa, kertas dan kertas tebal	1.4	-3.0	0.9	8.1	-0.9	0.4	0.5	0.4	0.4	-1.1	-0.4
17020	Pembuatan kertas gelugur dan kertas tebal dan bekas daripada kertas dan kertas tebal	7.7	-0.7	0.1	1.2	1.5	-0.5	0.1	0.5	0.3	-0.7	0.01
17091	Pembuatan sampul surat dan kad surat	3.0	-2.5	-1.3	-5.0	0.9	1.5	4.6	-0.8	-0.8	-2.1	-0.3
17092	Pembuatan kertas kegunaan rumah dan pembersih peribadi	1.0	-1.0	0.2	5.9	-0.6	-2.1	1.8	-0.4	-0.5	-0.3	-0.6
17093	Pembuatan kertas bergam atau pelekat yang berjalur atau bergulung dan label dan kertas dinding	7.3	-5.5	6.7	-0.9	4.4	-0.6	2.3	4.7	0.2	-0.8	-0.2
	Industri lain	1.3	-2.6	0.8	0.5	4.4	-0.9	4.8	-1.8	-1.6	0.4	-0.8
181 & 182	Percetakan, aktiviti perkhidmatan berkaitan percetakan dan penerbitan semula media rakaman	0.9	-3.9	-0.9	7.9	0.3	-2.6	0.3	0.1	0.5	-3.0	0.3
18110	Percetakan	1.1	-3.8	-1.0	8.7	0.5	-2.2	0.5	0.03	0.6	-3.1	0.3
18120	Aktiviti perkhidmatan berkaitan percetakan &	0.2	-4.0	-0.4	4.4	-0.4	-4.4	-0.3	0.2	0.3	-2.5	-0.1
18200	Penerbitan semula media rakaman											
192 (19201 & 19202)	Pembuatan produk petroleum bertapis	3.5	-2.3	2.0	-0.3	3.7	-2.6	1.0	0.02	2.5	-2.6	0.04
201	Pembuatan kimia asas, baja dan sebatian nitrogen, plastik dan getah sintetik dalam bentuk primer	-2.2	-3.2	0.6	-3.1	2.3	-1.5	-2.2	-0.1	0.1	-2.3	-0.4
20111	Pembuatan gas perindustrian atau perubatan bukan organik dalam bentuk cecair atau mampat	7.4	-0.7	1.9	-24.8	1.5	1.2	8.4	-0.5	-0.5	0.0	-1.3
20112	Pembuatan kimia organik asas &	0.7	-2.1	1.0	9.4	1.9	-0.7	1.2	-0.3	-0.3	-0.6	-0.1
20113	Pembuatan sebatian bukan organik &	3.4	-8.8	1.1	-13.0	4.7	-8.5	3.0	-0.3	0.6	-8.6	-0.2
20121	Pembuatan baja &											
20129	Pembuatan produk campuran nitrogen	-15.8	-0.8	-1.6	-1.4	1.1	-0.6	-16.5	0.4	0.4	-0.1	-0.8
20131	Pembuatan plastik dalam bentuk primer	4.3	-3.1	1.6	11.2	4.3	7.9	2.8	1.1	0.4	-2.9	0.5
	Industri lain											
202 & 203	Pembuatan produk kimia lain dan serat buatan manusia	9.2	-3.2	-1.1	3.6	4.5	-3.0	3.6	-0.2	5.5	-4.3	0.9
20210	Pembuatan racun perosak dan produk agrokimia lain	14.2	-1.5	-0.7	5.7	-2.0	-1.4	20.7	-2.7	-2.7	-0.3	-1.2
20221	Pembuatan cat, varnis dan penyadur dan mastik	19.5	-16.7	-2.7	-3.2	18.4	-17.4	3.5	-3.1	19.0	-16.3	-0.3
20222	Pembuatan dakwat cetak	23.1	0.8	0.0	0.4	17.3	-2.0	0.0	0.1	23.0	-1.4	0.3
20231	Pembuatan sabun dan bahan pencuci, penyediaan & membersihkan dan mengilat	1.6	0.8	-1.7	-0.5	-0.6	0.9	0.8	0.4	0.4	-1.4	2.5
20232	Pembuatan pewangi dan penyediaan dandanan diri											
20291	Pembuatan plat fotografi, filem, sensitized paper dan other & sensitized unexposed materials											
20292	Pembuatan dakwat menulis dan melukis &	8.1	0.8	0.4	15.8	0.3	1.6	5.2	2.0	0.7	-0.2	0.2
20299	Pembuatan produk kimia lain t.t.t.l. Industri lain	-2.9	0.6	-1.0	-8.6	3.3	-1.8	-1.0	-1.0	-1.0	-0.3	-0.3
210	Pembuatan produk farmaseutikal, kimia perubatan dan botani	0.3	12.1	1.1	-5.5	-1.2	12.9	-0.1	0.6	-0.2	12.8	-0.8
21001	Pembuatan bahan aktif ubat-ubatan untuk digunakan oleh bidang farmakologi dalam pembuatan ubat-ubatan	0.5	11.1	0.2	-3.0	-2.0	11.1	-0.2	1.0	-0.3	12.0	-0.7
	Industri lain	-0.2	14.8	3.1	-11.2	1.0	17.3	0.2	-0.2	-0.2	14.8	-0.9
221	Pembuatan produk getah	0.9	3.7	-1.3	-2.5	2.0	1.4	0.8	-0.5	0.7	4.2	-0.3
22111	Pembuatan tayar getah untuk kenderaan	-1.3	8.9	-12.5	2.4	2.1	4.7	1.6	-1.4	-1.4	8.9	0.3
22112	Pembuatan bunga tayar yang boleh ditukar ganti dan tayar celup	-3.8	-5.9	5.2	8.0	-5.6	-4.4	-0.1	-1.9	-1.8	3.3	-3.6
22191	Pembuatan produk lain daripada getah asli atau sintetik, & tidak divulkan, divulkan atau dikeraskan	-0.3	-0.2	-3.3	-3.2	-0.6	1.6	0.3	-1.2	0.6	1.6	-1.4
22193	Pengilangan semula getah dan prosesan susu getah											
22192	Pembuatan sarung tangan getah	1.2	5.4	-0.2	-6.0	3.8	3.4	0.1	-0.2	1.3	4.7	0.1
22199	Pembuatan produk getah lain yang t.t.t.l.	2.0	2.1	-0.4	3.4	0.2	-3.0	2.3	-0.5	0.1	3.6	-0.4
222	Pembuatan produk plastik	0.8	-0.2	-2.1	1.3	1.2	0.7	1.3	-0.5	-0.01	1.3	-0.3
22201	Pembuatan produk plastik separa siap &	-1.2	1.3	-3.3	-1.9	6.3	4.8	0.1	-0.9	-0.4	3.7	-0.5
22202	Pembuatan produk plastik siap											
22203	Pembuatan artikel plastik untuk pembungkusan barangan	0.8	0.5	-1.1	3.7	0.5	0.4	2.1	-0.9	-0.4	1.2	-0.1
22204	Pembuatan barangan plastik jurubina	3.7	-3.9	0.2	0.4	7.8	-1.3	2.9	0.6	0.2	-0.3	-1.0
22205	Pembuatan pinggan mangkuk, peralatan dapur dan barangan tandas daripada plastik	3.0	-0.9	-1.6	0.3	15.7	3.2	1.9	0.2	0.8	0.3	0.02
22209	Pembuatan pelbagai produk plastik t.t.t.l.	1.5	-1.4	-2.4	1.5	-5.2	-2.3	1.2	-0.02	0.3	0.1	-0.3
231 (23101 & 23102 & 23109)	Pembuatan kaca dan produk kaca	1.6	-2.0	-1.6	7.7	0.4	6.0	1.0	0.3	0.3	0.6	-1.2

2022													Group Description/Period		
Jun	Jul.	Ogo.	Sep.	Okt.	Nov.	Dis.	Jan.	Feb.	Mac	Apr.	Mei	Jun	Jul.		
-2.5	0.9	0.1	1.7	-0.2	1.5	-1.1	0.1	-0.5	-2.8	-0.8	3.9	-1.0	-0.8	Manufacture of products of wood, cork, straw and plaiting materials	
-3.1	1.6	0.7	3.1	-1.5	0.8	-0.7	-1.7	-0.9	-0.8	-1.1	4.8	-1.8	-1.3	Manufacture of veneer sheets and plywood	
-6.2	-0.3	-0.8	-1.2	1.4	3.8	0.8	1.9	0.5	-0.5	-0.7	0.6	-0.1	0.5	Manufacture of particle board and fibreboard	
-0.2	-0.4	-0.1	0.7	0.8	-5.2	-1.6	0.1	0.3	-11.2	-1.2	3.4	0.2	-1.3	Manufacture of builders' carpentry	
-0.8	0.5	-1.3	-0.04	2.4	9.1	-2.6	4.8	-0.3	-2.1	0.2	3.4	-0.1	0.6	Other industry	
-1.0	-0.6	0.01	1.7	1.5	1.7	-0.7	0.7	0.8	-0.1	-1.0	0.2	0.1	0.3	Manufacture of paper and paper products	
-1.5	0.0	-0.9	1.9	7.2	0.7	0.1	0.2	-1.1	-0.1	0.1	-0.04	0.4	0.3	Manufacture of pulp, paper and paperboard	
0.1	-3.4	1.3	2.2	1.6	0.1	-0.5	-0.1	1.6	0.1	-1.4	0.5	0.4	0.1	Manufacture of corrugated paper and paperboard and of containers of paper and paperboard	
-0.1	-0.4	-0.5	-0.4	-0.8	-3.5	-0.8	2.9	-1.0	-1.0	-2.2	3.3	0.5	-0.2	Manufacture of envelopes and letter-card	
-0.2	-0.5	-0.4	1.1	-0.3	8.6	-2.2	0.7	-0.7	-0.6	-0.6	-1.2	-0.3	0.7	Manufacture of household and personal hygiene paper	
-4.4	6.3	-0.6	1.0	-0.9	0.03	-0.04	0.6	4.1	-0.2	-1.1	1.6	-1.1	-0.2	Manufacture of gummed or adhesive paper in strips or rolls and labels and wall paper	
-2.2	0.7	-2.2	2.4	0.2	0.9	-0.5	4.1	-0.5	0.8	-0.9	-0.3	0.3	1.1	Other industry	
-1.2	-0.5	0.1	-0.6	4.1	3.1	0.5	0.1	-0.2	0.5	-3.3	0.6	0.2	-0.3	Printing, service activities related to printing and reproduction of recorded media	
-1.1	-0.5	0.04	-0.6	4.2	3.7	0.6	0.1	-0.3	0.7	-3.3	0.8	0.3	-0.3	Printing	
-1.5	-0.4	0.5	-0.6	3.5	0.7	0.2	0.1	-0.1	-0.4	-3.6	-0.6	-0.2	-0.3	Service activities related to printing	
														Reproduction of recorded media	
0.3	1.9	0.02	0.1	-0.5	-0.5	0.7	-0.3	1.5	2.5	-2.8	0.3	-0.04	2.2	Manufacture of refined petroleum products	
-0.4	0.9	-0.03	-0.3	-0.5	-2.6	-0.01	0.6	0.8	0.9	-1.9	0.3	0.04	0.2	Manufacture of basic chemicals, fertilizer and nitrogen compounds, plastics and synthetic rubber in primary forms	
0.5	1.2	0.1	0.7	-0.9	-24.0	-0.1	2.8	-1.2	-0.1	0.0	0.2	1.0	0.2	Manufacture of liquefied or compressed inorganic industrial or medical gases	
-1.4	1.5	-0.1	-0.5	0.6	8.2	0.5	0.1	0.4	1.4	-0.7	0.1	-0.1	1.1	Manufacture of basic organic chemicals	
-0.1	1.7	0.1	-0.7	-1.1	-11.1	-1.1	1.2	3.7	-0.3	-8.9	0.4	0.02	0.09	Manufacture of inorganic compounds	
0.1	-0.6	-0.3	-0.6	-1.5	0.3	-0.2	-0.6	0.1	1.7	-0.3	-0.4	0.1	-1.1	Manufacture of fertilizers	
-0.7	-0.5	1.0	1.1	-0.2	10.3	1.1	2.5	1.2	0.6	4.3	4.5	-1.0	0.3	Manufacture of associated nitrogen products	
0.3	-1.1	-0.3	0.3	2.8	1.3	-0.5	0.7	-1.1	4.9	-3.8	1.2	-0.3	-0.4	Manufacture of other chemical products and man-made fibres	
-0.1	-0.2	-0.6	0.1	0.6	4.1	1.0	0.6	-2.8	0.3	-0.8	-0.6	0.01	0.0	Manufacture of pesticides and other agrochemical products	
-0.1	0.1	-0.8	-1.9	0.3	-2.2	-1.2	3.7	-3.3	18.0	-16.7	-0.6	-0.3	-0.5	Manufacture of paints, varnishes and similar coatings ink and mastics	
1.9	0.2	-0.3	0.1	-2.0	2.5	-0.1	0.2	-0.2	17.3	-0.7	0.3	-1.6	0.1	Manufacture of printing ink	
-0.2	-1.9	-0.3	0.5	-0.2	0.4	-0.7	0.04	-0.8	0.2	-2.4	3.9	-0.6	1.1	Manufacture of soap and detergents, cleaning and polishing preparations	
														Manufacture of perfumes and toilet preparations	
0.9	-1.4	0.2	1.7	11.7	4.2	-0.5	-0.1	0.1	0.3	1.5	-0.5	0.6	-2.5	Manufacture of photographic plates, films, sensitized paper and other sensitized unexposed materials	
														Manufacture of writing and drawing ink	
1.3	-0.3	0.0	-0.6	0.0	-8.0	-0.6	2.2	0.8	0.3	-0.9	0.0	-0.8	0.6	Manufacture of other chemical products n.e.c.	
0.2	0.8	0.9	-0.7	-0.6	-5.1	0.2	-1.6	0.5	-0.1	12.9	-0.5	0.5	1.4	Manufacture of pharmaceuticals, medicinal chemical and botanical products	
-0.1	0.7	0.8	-1.2	0.3	-3.0	-0.3	-2.9	1.1	-0.2	11.5	-0.5	0.2	1.9	Manufacture of medicinal active substances to be used for their pharmacological properties in the manufacture of medicaments	
0.9	0.9	1.4	0.8	-2.6	-10.2	1.5	1.6	-0.8	0.2	16.4	-0.5	1.3	0.2	Other industry	
-0.2	-0.7	-0.4	-0.2	-0.3	-1.8	-0.4	2.2	-0.4	0.2	4.4	-0.4	-2.6	-0.7	Manufacture of rubber products	
-0.2	-12.0	-0.2	-0.4	-0.7	1.2	1.8	1.7	0.9	-0.5	7.1	0.1	-2.4	-12.5	Manufacture of rubber tyres for vehicles	
-5.4	0.5	3.0	1.6	1.9	7.2	-1.2	0.4	-4.0	-2.0	4.9	-3.3	-5.8	0.0	Manufacture of interchangeable tyre treads and retreading rubber tyres	
-0.4	0.9	-0.7	-3.4	-1.2	-1.7	-0.2	0.8	-1.1	-0.3	5.0	-0.9	-2.5	1.7	Manufacture of other products of natural or synthetic rubber, unvulcanized, vulcanized or hardened	
0.5	-0.2	-0.3	0.3	-0.6	-4.9	-0.6	3.4	-0.7	1.1	4.5	-0.3	-0.8	-1.0	Rubber remilling and latex processing	
-1.1	-0.1	-0.6	0.4	0.6	3.4	-0.5	0.7	0.6	-1.0	3.3	-0.2	-6.0	1.1	Manufacture of rubber gloves	
-1.2	-0.8	-0.4	-0.9	0.3	0.8	0.2	-1.0	-0.8	3.1	1.1	-0.4	0.0	0.8	Manufacture of plastics products	
-1.9	-2.1	-0.9	-0.3	0.2	-2.0	-0.2	-1.1	-0.7	8.3	3.4	-0.4	1.8	0.4	Manufacture of semi-manufactures of plastic products	
-0.5	-1.1	-0.2	0.2	0.9	2.2	0.6	-1.5	-0.9	3.0	0.7	-0.6	0.3	0.4	Manufacture of finished plastic products	
-2.7	0.3	0.3	-0.5	1.2	-1.2	0.4	0.9	-0.5	7.4	0.6	-1.6	-0.3	0.6	Manufacture of plastic articles for the packing of goods	
-1.3	-2.0	0.5	-0.04	0.6	0.1	-0.4	14.9	-0.01	0.7	2.5	0.5	0.2	0.7	Manufacture of builders' plastics ware	
-1.2	0.5	-0.5	-2.4	-0.2	1.6	0.1	-4.4	-1.0	0.2	-0.3	-0.4	-1.6	1.6	Manufacture of plastic tableware, kitchenware and toilet articles	
-1.4	-0.5	0.1	-1.3	3.0	-0.5	5.1	1.2	-0.9	0.1	-0.2	6.2	0.01	1.5	Manufacture of glass and glass products	
														Manufacture of diverse plastic products n.e.c.	

Kod Kumpulan Group code	Keterangan Kumpulan/Tempoh	2021				2022				2021		
		Q1	Q2	Q3	Q4	Q1	Q2	Jan.	Feb.	Mac	Apr.	Mei
239	Pembuatan pengeluaran galian bukan logam f.t.t.l.	0.6	-1.2	1.6	0.5	-0.6	-0.1	2.1	-2.0	0.5	0.8	0.02
23911	Pembuatan mortar refraktori dan konkrit &	6.1	-0.8	-2.7	1.2	-7.0	-1.2	3.3	-2.7	5.5	0.0	0.0
23921	Pembuatan seramik bukan refraktori											
23930	Pembuatan produk porselin dan seramik lain	-4.9	1.9	-4.7	1.5	-0.6	1.1	1.2	-5.6	-0.5	0.1	3.5
23941	Pembuatan simen hidrolik	2.4	-0.02	-0.3	4.1	-0.1	3.2	2.4	-0.1	0.1	1.0	-0.7
23951	Pembuatan konkrit dan mortar siap bancuh dan banchuan kering	-4.7	1.2	6.9	-1.1	-3.7	3.3	2.2	-6.3	-0.5	2.3	0.3
23952	Pembuatan konkrit pratuangan, simen atau artikel batu buatan yang digunakan dalam pembinaan;											
23953	& Pembuatan komponen struktur pasang siap untuk bangunan atau kejuruteraan awam dari simen, batu atau konkrit buatan	1.9	-3.6	2.2	2.8	1.0	-2.4	1.1	0.3	0.5	0.0	-0.5
23959	Pembuatan artikel konkrit, simen dan plaster lain f.t.t.l.											
23990	Pembuatan produk mineral bukan logam lain f.t.t.l. Industri lain	2.0	-1.8	2.7	2.1	4.7	-2.4	2.2	0.2	-0.4	0.8	0.7
		-0.3	-0.3	0.4	-10.6	3.0	2.7	3.7	-2.0	-1.8	2.2	-0.8
241 (24101 & 24102 & 24103 & 24104 & 24109)	Pembuatan besi dan keluli asas	-1.3	-1.7	-2.0	7.1	-2.2	1.1	1.8	-2.7	-0.3	-2.1	-0.1
242 (24201 & 24202 & 24209)	Pembuatan logam asas berharga dan logam bukan ferus lain	1.6	-4.2	0.1	0.8	3.6	-3.1	0.3	1.5	-0.2	-0.8	-0.6
243	Pengacuan logam	7.4	-7.0	-0.03	1.8	5.9	-6.8	0.6	3.1	3.5	-5.0	-1.6
251 & 252	Pembuatan produk struktur logam, tangki, takungan, penjana wap, senjata dan peluru	1.6	-6.1	4.1	-0.3	0.4	-2.4	0.5	-0.1	1.1	-1.7	-0.1
25113	Pembuatan pintu, tingkap dan bingkai, penutup tingkap & dan pintu pagar daripada logam	2.4	-7.2	5.3	-1.8	0.9	-3.9	0.6	0.0	1.7	-1.7	0.5
25119	Pembuatan produk struktur logam lain											
25120	Pembuatan tangki, takungan dan kontena daripada logam	-0.3	-2.3	3.0	1.3	-0.8	0.6	0.04	-0.1	-0.2	-0.2	-0.6
	Industri lain	0.3	-5.7	-0.4	4.9	-0.5	0.7	0.8	-0.6	0.1	-3.2	-2.4
259	Pembuatan lain-lain produk yang direka daripada logam; aktiviti perkhidmatan kerja logam	2.5	-2.4	0.4	2.4	2.2	-2.2	0.7	0.8	1.0	-0.7	-0.5
25910	Tempaan, tekanan, hentakan dan bentuk geleskan logam; serbuk metalurgi	1.1	-0.7	0.5	1.2	0.5	0.4	2.0	-0.2	-0.7	-0.4	0.1
25920	Rawatan dan penyalutan logam; menggunakan mesin	10.3	-6.6	-2.4	4.4	8.4	-7.6	0.6	4.9	4.5	-3.7	-0.7
25991	Pembuatan tin untuk produk makanan dan minuman, tiub dan kotak boleh dilipat	-1.1	-1.1	-1.7	4.4	-0.5	-1.1	1.4	-1.2	-1.3	0.6	-1.0
25992	Pembuatan kabel, plaited bands (jalur/pita berpintal) dan artikel seumpamanya daripada logam											
25993	& Pembuatan bolt, skru, nat dan produk uliran seumpamanya	-1.6	-2.1	3.1	0.9	-0.8	-1.3	0.2	-1.2	-0.6	-0.7	-0.8
25994	Pembuatan barangan rumah daripada logam	2.2	-11.0	-2.5	4.2	3.8	-3.8	0.2	1.0	1.0	-1.2	0.6
25999	Pembuatan produk lain yang direka daripada logam f.t.t.l. Industri lain	5.3	-1.3	0.5	2.8	3.4	-2.7	0.1	2.4	2.8	0.3	-0.7
		1.4	-1.9	1.1	2.5	3.1	-2.0	-0.4	-0.1	1.9	-0.5	-0.5
261	Pembuatan komponen dan papan elektronik	1.9	2.2	1.0	3.5	1.5	2.2	0.1	1.2	0.6	1.1	0.4
26101	Pembuatan diod, transistor dan alatan semikonduktor & yang seumpamanya											
26102	Pembuatan litar elektronik bersepadu dengan pemasangan mikro	1.8	2.4	1.8	1.4	1.4	2.8	0.1	1.3	0.4	1.8	0.5
26103	Pembuatan kapasitor dan perintang elektrik &											
26104	& Pembuatan papan litar bercetak	2.7	1.9	0.1	6.8	1.7	1.2	0.2	1.3	1.2	0.2	0.2
26105	Pembuatan komponen paparan											
26109	Pembuatan komponen lain untuk aplikasi elektronik	-0.7	2.2	-1.5	2.1	0.8	2.6	-0.2	0.1	-0.6	0.8	1.1
262 (26201 & 26202)	Pembuatan komputer dan kelengkapan peranti	1.5	1.1	3.3	3.1	1.1	1.7	1.3	0.6	-0.4	-0.1	1.0
263/ 26300	Pembuatan peralatan komunikasi	-1.8	4.1	-0.1	0.6	0.001	4.1	-1.0	-0.2	-0.7	1.5	1.1
264/ 26400	Pembuatan peralatan elektronik pengguna	-1.1	-0.3	2.2	-1.4	0.1	4.4	-0.8	-0.1	-0.1	-0.8	0.9
265	Pembuatan kelengkapan mengukur, menguji, memandu arah dan kawalan; jam tangan dan jam	4.0	-0.3	0.6	2.4	1.0	0.9	3.5	0.1	0.3	0.2	0.2
26511	Pembuatan kelengkapan mengukur, menguji, memandu arah dan kawalan	4.5	0.4	1.5	0.8	0.2	0.9	4.8	-0.3	0.0	0.4	0.4
26512	Pembuatan kelengkapan kawalan proses perindustrian											
26520	Pembuatan jam tangan dan jam dan bahagiannya	2.3	-2.9	-2.2	8.0	4.0	0.7	-0.8	1.6	1.6	-0.6	-0.5
266/ 26600	Pembuatan peralatan penyinaran, perubatan elektro dan elektroterapeutik	-0.2	1.6	2.3	-3.4	-0.8	0.9	-0.4	0.1	0.1	-0.4	0.6

2022													Group Description/Period	
Jun	Jul.	Ogo.	Sep.	Okt.	Nov.	Dis.	Jan.	Feb.	Mac	Apr.	Mei	Jun		
-2.0	0.7	0.1	0.8	-0.6	0.8	0.3	1.0	-1.8	0.3	0.5	-0.8	0.2	0.5	Manufacture of non-metallic mineral products
														<i>Manufacture of refractory mortars and concretes</i>
-0.8	-2.4	-0.5	0.1	-2.5	3.2	0.6	-6.3	-2.2	1.5	-1.0	-0.3	0.1	-0.05	<i>Manufacture of non-refractory ceramic</i>
-1.6	-0.8	-0.4	-3.5	1.8	-0.5	0.2	1.8	-1.1	-1.3	-0.7	1.4	0.4	2.4	<i>Manufacture of other porcelain and ceramic products</i>
-0.3	-0.2	-0.3	0.1	0.03	3.7	0.3	0.3	0.1	-0.5	3.0	0.4	-0.2	0.2	<i>Manufacture of hydraulic cement</i>
-1.4	1.7	2.7	2.3	-2.9	1.7	0.2	0.9	-4.8	0.3	4.4	-1.3	0.2	-0.3	<i>Manufacture of ready-mix and dry-mix concrete and mortars</i>
														<i>Manufacture of precast concrete, cement or artificial stone articles for use in construction</i>
-3.1	1.9	-0.7	1.0	-0.2	2.6	0.4	1.7	-1.7	1.0	-1.6	-1.0	0.2	1.2	<i>Manufacture of prefabricated structural components for building or civil engineering of cement, concrete or artificial stone</i>
														<i>Manufacture of other articles of concrete, cement and plaster n.e.c.</i>
-3.3	1.0	-0.4	2.0	2.2	0.2	-0.4	3.9	1.1	-0.3	-0.5	-2.0	0.1	0.4	<i>Manufacture of other non-metallic mineral products n.e.c.</i>
-1.6	-0.03	-0.2	0.6	0.1	-10.8	0.1	5.6	-0.9	-1.6	2.6	-0.7	0.8	-0.4	<i>Other industry</i>
0.5	-1.8	-0.2	0.1	2.3	-0.2	4.9	-0.6	-2.4	0.8	0.4	-0.1	0.8	-0.03	Manufacture of basic iron and steel
-2.8	-0.7	-0.1	0.9	0.5	0.2	0.02	1.4	2.7	-0.5	0.7	-1.2	-2.7	1.0	Manufacture of basic precious and other non-ferrous metals
-0.5	-2.8	2.5	0.4	-0.02	1.7	0.2	4.0	2.1	-0.3	-6.3	-1.1	0.6	0.6	Casting of metals
-4.5	1.2	0.1	2.6	0.3	-1.0	0.3	0.1	-0.7	0.9	-0.9	0.4	-1.9	-0.3	Manufacture of structural metal products, tanks, reservoirs, steam generators, weapons and ammunition
														<i>Manufacture of metal doors, windows and their frames, shutters and gates</i>
-6.0	1.8	0.5	3.0	0.1	-2.4	0.5	0.3	-0.6	1.1	-1.5	0.5	-2.8	-0.8	<i>Manufacture of other structural metal products</i>
-1.6	0.8	-1.2	3.3	0.6	0.8	-0.1	-0.8	0.4	-0.4	1.0	0.3	-0.8	0.9	<i>Manufacture of tanks, reservoirs and containers of metal</i>
-0.2	-0.8	0.1	0.2	1.1	3.6	0.2	0.1	-2.2	1.7	-0.3	0.1	1.0	0.6	<i>Other industry</i>
-1.2	-0.8	-0.03	1.2	0.7	0.7	1.0	0.5	0.4	1.3	-1.5	-0.3	-0.5	-0.04	Manufacture of other fabricated metal products; metal working service activities
														<i>Forging, pressing, stamping and roll-forming of metal; powder metallurgy</i>
-0.4	-1.3	0.0	1.9	0.7	0.4	0.1	1.1	0.2	-0.8	-0.2	0.9	-0.3	-1.0	<i>Treatment and coating of metals; machining</i>
-2.4	0.4	-2.2	-0.7	1.9	1.5	0.9	0.7	3.2	4.3	-5.6	-0.8	-1.2	1.9	<i>Manufacture of fins and cans for food products, collapsible tubes and boxes</i>
-0.7	-1.1	-0.7	0.1	1.7	1.1	1.5	1.9	-0.9	-1.6	1.1	-2.8	0.6	0.7	<i>Manufacture of metal cable, plaited bands and similar articles</i>
														<i>Manufacture of bolts, screws, nuts and similar threaded products</i>
-0.6	-1.0	0.6	3.5	-0.6	1.3	0.3	-0.6	0.2	-0.4	-1.2	-0.3	0.1	0.2	
-10.4	-3.9	0.5	0.9	-0.2	5.0	-0.5	-0.6	0.9	3.5	-3.1	1.4	-2.2	-5.6	<i>Manufacture of metal household articles</i>
-0.9	-0.7	0.5	0.7	0.4	-0.7	3.1	0.5	-0.6	3.5	-1.8	-0.2	-0.8	-0.4	<i>Manufacture of any other fabricated metal products n.e.c.</i>
-0.9	0.7	0.5	-0.1	1.6	0.8	0.1	0.2	1.0	2.0	-0.4	-1.1	-0.5	1.0	<i>Other industry</i>
0.6	0.2	0.8	-0.05	2.0	0.8	0.6	-0.4	0.9	1.0	0.8	0.2	1.1	0.5	Manufacture of electronic components and boards
														<i>Manufacture of diodes, transistors and similar semiconductor devices</i>
0.1	0.3	1.4	0.1	0.3	0.5	0.6	-0.9	1.0	1.3	1.4	0.2	1.2	0.6	<i>Manufacture of electronic integrated circuits micro assemblies</i>
														<i>Manufacture of electrical capacitors and resistors</i>
1.5	0.2	0.2	-0.2	4.7	1.2	0.8	0.02	0.9	0.8	-0.1	0.02	1.3	0.6	<i>Manufacture of printed circuit boards</i>
														<i>Manufacture of display components</i>
0.3	-0.5	-0.7	-0.3	0.3	1.6	0.2	0.9	-0.2	0.1	1.3	1.7	-0.4	-0.8	<i>Manufacture of other components for electronic applications</i>
0.2	1.4	0.7	1.1	0.1	2.8	0.1	0.5	0.1	0.6	-0.5	1.5	0.6	0.0	Manufacture of computers and peripheral equipment
1.5	-0.4	0.5	-0.2	0.5	0.9	-0.7	-1.3	1.2	0.2	0.8	1.6	1.5	0.5	Manufacture of communication equipment
-0.5	-5.0	4.6	2.9	1.8	-2.0	-1.2	1.0	-0.5	-0.3	2.1	1.2	1.1	1.4	Manufacture of consumer electronics
-0.7	0.0	0.6	0.03	0.3	1.9	0.2	0.8	-0.3	0.6	-0.3	-0.05	1.2	1.3	Manufacture of measuring, testing, navigating and control equipment; watches and clocks
														<i>Manufacture of measuring, testing, navigating and control equipment</i>
-0.3	0.5	0.7	0.2	0.6	-0.2	0.4	1.0	-0.7	-0.1	0.05	-0.2	1.0	1.6	<i>Manufacture of industrial process control equipment</i>
-1.9	-1.9	0.2	-0.5	-0.7	9.5	-0.6	0.1	0.8	3.1	-1.4	0.4	1.8	0.3	<i>Manufacture of watches and clocks and parts</i>
1.4	1.5	1.2	-0.5	-0.4	-2.7	-0.3	-0.6	-0.4	0.1	-0.9	0.9	0.9	0.5	Manufacture of irradiation, electromedical and electrotherapeutic equipment

Kod Kumpulan Group code	Keterangan Kumpulan/Tempoh	2021				2022				2021		
		Q1	Q2	Q3	Q4	Q1	Q2	Jan.	Feb.	Mac	Apr.	Mei
267 (26701 & 26702) & 268 (26800)	Pembuatan peralatan optikal, kelengkapan fotografi, media magnetik dan optikal	-1.8	-0.01	-1.4	-5.8	-4.3	5.2	-0.1	-1.0	-0.7	0.2	0.4
271	Pembuatan motor elektrik, penjana, transformer dan perkakasan pengagihan dan pengawalan elektrik	2.5	-2.0	4.2	1.9	-0.1	-2.0	2.2	0.1	0.2	-1.7	-0.2
	27101 Pembuatan motor elektrik, penjana dan transformer	5.7	-3.3	2.7	0.8	0.5	-2.7	5.2	0.2	0.2	-2.8	-0.8
	27102 Pembuatan perkakasan pengagihan dan pengawalan	-0.1	-0.9	5.5	2.8	-0.6	-1.4	-0.2	-0.1	0.2	-0.8	0.2
272/ 27200	Pembuatan bateri dan akumulator	2.0	-3.8	-0.2	-6.8	5.9	-2.0	2.2	-0.7	0.5	-0.6	1.1
273	Pembuatan pendawaian dan peranti pendawaian	-2.8	2.1	3.6	4.9	-1.1	1.7	-1.0	-1.1	-0.8	-1.0	1.0
	27310 Pembuatan kabel gantian optikal	-0.3	-1.4	8.2	-6.2	5.6	3.1	-1.3	0.5	0.5	-1.8	0.8
	27320 Pembuatan wayar dan kabel elektronik dan elektrik lain	-3.3	0.9	3.7	5.9	-1.6	1.9	-1.1	-1.2	-1.0	-1.1	1.0
	27330 Pembuatan alatan pendawaian pembawa dan bukan pembawa arus untuk litar elektrik (tanpa mengira jenis bahan)	2.0	19.9	0.5	-0.7	2.4	-1.3	0.7	0.6	0.6	0.6	1.0
274/ 27400	Pembuatan kelengkapan pencahayaan elektrik	-3.0	-2.1	-5.0	-10.1	-1.3	4.0	-0.5	-1.3	-1.3	-1.4	-0.6
275/ 27500	Pembuatan perkakasan domestik	4.3	-2.9	-1.7	3.8	3.1	-1.5	0.4	-0.4	4.3	-1.2	-1.0
279/ 27900	Pembuatan kelengkapan elektrik lain	-1.0	-1.8	0.6	2.7	1.9	1.1	-0.5	-0.3	-0.3	-0.2	-0.1
281 & 282	Pembuatan jentera kegunaan umum dan kegunaan khas	0.6	1.2	-2.2	1.5	0.7	2.9	0.5	1.4	-1.4	0.5	-0.4
	28120 Pembuatan alat-alat kuasa bendalir &											
	28130 Pembuatan pam, pemampat, kepala paip dan injap lain	0.5	-2.1	2.3	21.8	1.7	-2.5	-0.1	0.3	0.3	0.9	-0.6
	28180 Pembuatan alatan tangan yang menggunakan kuasa dilengkapkan dengan motor elektrik atau bukan motor elektrik atau pneumatik &	-0.2	0.2	-2.0	-3.2	0.7	0.6	-0.7	2.0	-1.4	1.3	-0.8
	28220 Pembuatan jentera pembentukan logam dan alatan mesin											
	28192 Pembuatan mesin penyaman udara, termasuk untuk kenderaan bermotor	-2.8	-1.8	-4.2	0.7	7.7	-1.5	-3.2	0.7	-0.3	-0.3	-1.3
	28290 Pembuatan lain-lain mesin bertujuan khas t.t.t.l. Industri lain	-0.2	-0.4	-4.6	1.9	3.4	-0.4	0.2	-0.2	-0.2	1.6	0.2
		1.9	3.3	-2.0	1.2	-1.5	6.7	2.3	1.8	-2.1	-0.2	-0.2
291 (29101 & 29102)	Pembuatan kenderaan bermotor	0.6	-1.3	1.4	1.1	0.8	0.6	0.1	0.9	-0.4	-0.1	-0.2
292/ 29200	Pembuatan kerangka (coachwork) untuk kenderaan bermotor; pembuatan treler dan semi treler	-1.1	0.8	0.1	-1.0	2.6	3.5	0.5	-0.1	-1.5	2.0	0.5
293/ 29300	Pembuatan alat ganti dan aksesori untuk kenderaan bermotor	0.3	-0.5	-0.02	1.1	1.6	0.7	-0.2	0.6	-0.1	0.3	-0.4
301 (30110 & 30120)	Pembinaan kapal dan bot	3.0	-7.3	5.1	-1.0	3.2	0.1	1.4	0.3	1.3	-5.7	0.5
302, 303, 304 & 309	Pembuatan lokomotif keretapi, rolling stock, kapal angkasa dan udara, jentera berkaitan, kenderaan tempur ketenteraan, dan kelengkapan pengangkutan t.t.t.l.	5.1	-4.7	0.9	0.4	4.6	-1.2	4.8	0.2	0.1	-3.2	-0.6
	30910 Pembuatan motosikal	5.7	-4.8	1.8	1.1	4.9	-3.2	2.8	1.4	1.4	-3.8	-0.8
	30920 Pembuatan basikal dan invalid carriages Industri lain	11.4	-12.7	-4.0	-0.5	6.4	3.7	10.9	0.2	0.2	-9.3	-1.7
		3.1	-2.5	1.5	0.1	4.0	-0.8	4.9	-0.8	-0.9	-1.1	-0.1
310	Pembuatan perabot	2.4	-4.6	7.5	-0.9	2.8	1.1	1.6	0.3	0.5	1.3	-0.3
	31001 Pembuatan perabot kayu dan rotan Industri lain	1.5	-5.5	9.9	0.0	3.3	1.6	0.4	0.3	0.8	1.7	-0.2
		5.0	-2.1	0.5	-3.6	1.0	-0.5	5.1	0.3	-0.4	0.1	-0.4
321 (32110 & 32120)	Pembuatan barang kemas, bijouterie dan artikel berkaitan	-3.5	-3.1	0.3	2.2	-1.2	-1.1	2.4	-1.2	-4.7	-0.5	-0.7
322, 325 & 329	Pembuatan instrumen muzik, peralatan dan bekalan perubatan dan pergigian dan pembuatan lain t.t.t.l.	5.3	-0.8	0.6	2.9	1.2	0.9	2.8	2.0	0.5	0.4	-0.1
	32901 Pembuatan alat tulis Industri lain	-1.4	-1.5	0.7	5.2	-3.1	0.2	0.3	-1.9	0.3	-0.2	-0.4
		7.6	-0.6	0.6	2.2	2.6	1.1	3.7	3.2	0.6	0.6	0.0
323/ 32300	Pembuatan barangan sukan	12.4	-3.3	-1.5	5.6	-2.0	-0.3	11.7	0.3	0.3	-1.8	-0.1
324/ 32400	Pembuatan permainan dan mainan	1.2	-3.8	2.2	1.1	1.8	2.1	1.8	-1.3	0.7	-1.6	-1.5
331 & 332	Pembaikan pemasangan produk logam, jentera, kelengkapan dan pemasangan jentera perindustrian dan kelengkapan	2.8	-2.7	2.5	1.1	3.4	0.4	3.7	0.7	-1.5	-0.1	-0.2
	33150 Pembaikan dan penyelenggaraan kelengkapan pengangkutan kecuali motosikal dan basikal Industri lain	-2.1	-4.5	-0.6	-0.2	1.1	1.1	2.3	-2.1	-2.2	0.0	0.3
		3.9	-2.3	3.1	1.4	3.8	0.2	4.0	1.3	-1.4	-0.2	-0.3
Jumlah Pembuatan		1.6	-0.8	0.7	1.3	1.2	0.5	1.2	0.1	0.2	0.1	0.1

2022													Group Description/Period	
Jun	Jul	Ogo.	Sep.	Okt.	Nov.	Dis.	Jan.	Feb.	Mar.	Apr.	Mei	Jun		
-0.6	-1.9	1.3	-0.8	-0.2	-5.8	0.3	-5.1	1.3	-0.5	3.8	-0.6	2.0	-1.3	Manufacture of optical instruments, photographic equipment, magnetic and optical media
0.0	-0.2	2.5	2.0	0.3	-0.2	1.8	0.6	-0.4	-0.3	-2.2	-0.2	0.4	1.5	Manufacture of electric motors, generators, transformers and electricity distribution and control apparatus
0.3	0.5	0.5	1.7	-0.2	-0.7	1.7	1.3	-0.6	-0.2	-2.9	0.5	-0.4	-0.3	Manufacture of electric motors, generators and transformers
-0.2	-0.8	4.1	2.2	0.8	0.2	1.8	0.1	-0.3	-0.4	-1.6	-0.8	1.0	2.8	Manufacture of electricity distribution and control apparatus
-4.3	-1.3	5.7	-4.3	-0.2	-5.7	-0.9	0.1	6.0	-0.3	-1.2	-3.3	2.6	-1.4	Manufacture of batteries and accumulators
2.1	-0.5	2.2	1.9	1.7	1.6	1.5	-0.4	-1.3	0.6	0.4	1.1	0.1	-1.4	Manufacture of wiring and wiring devices
-0.4	1.4	-0.4	7.1	-0.2	-8.9	3.1	-0.4	0.1	5.9	1.0	1.7	0.4	3.4	Manufacture of fibre optic cables
1.0	-0.6	2.4	1.9	1.9	2.2	1.7	-0.5	-1.4	0.3	0.5	1.3	0.1	-1.7	Manufacture of other electronic and electric wires and cables
18.0	-0.3	0.8	0.0	0.3	0.8	-1.7	1.1	-0.01	1.2	-0.3	-1.6	0.5	-0.3	Manufacture of current-carrying and non current-carrying wiring devices for electrical circuits regardless of material
-0.1	-2.0	-1.9	-1.2	-0.9	-8.6	-0.7	0.3	-0.2	-1.5	0.3	0.5	3.3	4.3	Manufacture of electric lighting equipment
-0.8	-1.4	0.1	-0.4	1.9	1.1	0.8	0.5	-0.6	3.2	-1.4	-0.3	0.1	-1.8	Manufacture of domestic appliances
-1.4	0.2	-0.5	1.0	-0.6	3.5	-0.1	0.6	-0.5	1.8	-0.4	0.4	1.0	0.5	Manufacture of other electrical equipment
1.2	-2.1	0.0	-0.1	-0.04	1.8	-0.2	0.9	1.3	-1.5	1.3	0.1	1.5	-0.6	Manufacture of general-purpose and special-purpose machinery
-2.4	1.6	0.2	0.5	-1.3	25.3	-1.5	0.3	0.7	0.7	-1.0	-1.0	-0.5	0.2	Manufacture of fluid power equipment
-0.3	-1.4	-0.3	-0.3	0.2	-3.1	-0.3	0.5	1.6	-1.3	0.3	0.04	0.2	-1.9	Manufacture of other pumps, compressors, taps and valves
-0.2	-5.3	0.8	0.4	-2.3	2.2	0.9	6.2	1.2	0.2	-1.1	-0.1	-0.4	2.1	Manufacture of power-driven hand tools with self-contained electric or non-electric motor or pneumatic drives
-2.2	0.1	-1.1	-3.6	0.9	0.4	0.6	1.6	1.3	0.5	0.6	-0.7	-0.3	-0.1	Manufacture of metal-forming machinery and machine tools
3.6	-2.8	0.2	0.6	0.3	1.3	-0.3	0.1	1.3	-2.8	2.9	0.5	3.3	-0.8	Manufacture of air-conditioning machines, including for motor vehicles
-1.0	-0.9	0.4	1.9	0.6	0.1	0.4	0.2	0.9	-0.3	-1.4	-0.9	3.0	1.9	Manufacture of other special-purpose machinery
-1.7	-0.3	0.1	0.3	0.4	-1.0	-0.5	0.2	3.7	-1.3	2.1	-0.3	1.6	-0.6	Other industry
-0.4	-0.5	-0.4	0.9	0.8	0.1	0.2	1.0	0.4	0.2	0.4	0.2	0.1	-0.3	Manufacture of motor vehicles
-2.3	-0.1	0.2	5.0	0.6	0.4	-2.0	2.0	-0.3	1.4	-1.5	0.6	1.1	2.6	Manufacture of bodies (coachwork) for motor vehicles; manufacture of trailers and semi-trailers
-1.0	-0.2	-0.3	1.4	1.0	-0.1	-0.5	3.4	0.8	0.3	-0.7	-0.4	-0.1	-0.2	Manufacture of parts and accessories for motor vehicles
-0.3	-0.4	-0.02	2.2	2.1	-0.2	-0.8	2.5	0.9	1.5	-2.3	-1.5	0.5	-1.3	Building of ships and boats
-2.1	-1.0	-2.3	-0.8	-0.2	0.04	-0.3	6.8	-0.3	-0.1	0.9	1.7	1.1	0.2	Manufacture of railway locomotives, rolling stock, air and spacecraft, related machinery, military fighting vehicles and transport equipment n.e.c
-1.3	0.1	0.03	1.3	0.3	0.02	-0.2	3.4	1.0	-0.5	0.2	-0.1	-0.9	0.5	Manufacture of motorcycles
-5.6	-2.0	0.3	9.4	-0.7	0.3	-0.5	2.0	0.2	0.5	1.5	-0.7	0.3	-1.9	Manufacture of bicycles and invalid carriages
-6.8	-2.7	0.3	12.6	-0.6	0.8	-0.2	2.5	-0.2	0.9	1.9	-0.6	0.3	-2.3	Other industry
-1.8	0.1	0.1	0.4	-1.1	-1.1	-1.5	0.3	1.5	-0.8	0.3	-0.9	0.1	-0.5	Manufacture of furniture
-1.9	1.3	-0.2	-0.8	0.7	2.1	-0.6	2.0	1.7	-4.8	1.4	-0.1	-2.3	1.4	Manufacture of wooden and cane furniture
-1.1	-0.03	-0.04	0.7	0.7	1.6	0.6	0.3	0.4	0.5	0.2	0.4	0.3	1.5	Other industry
-0.9	-0.3	-0.5	1.5	2.4	2.0	0.7	-0.7	0.3	-2.7	0.7	0.3	-0.8	1.9	Manufacture of jewellery, bijouterie and related articles
-1.2	0.1	0.1	0.5	0.1	1.4	0.6	0.6	0.4	1.5	0.03	0.4	0.6	1.4	Manufacture of musical instruments, medical and dental instruments and supplies and other manufacturing n.e.c.
-1.4	-0.1	-1.0	-0.4	0.9	3.3	1.3	0.9	-3.2	0.3	0.4	0.6	-1.3	0.4	Manufacture of stationery
-0.7	0.02	0.3	1.8	0.4	-0.7	1.4	0.05	3.1	-1.4	-2.1	1.9	2.3	5.5	Other industry
-2.4	0.9	0.6	0.9	1.5	0.8	-1.1	2.6	-0.1	0.9	0.5	0.6	-0.8	-0.4	Manufacture of sports goods
-4.8	-0.4	-0.2	0.1	-0.6	2.9	-2.5	2.4	-1.9	0.6	0.9	-0.2	0.4	-1.5	Manufacture of games and toys
-1.9	1.2	0.8	1.1	1.9	0.3	-0.9	2.6	0.2	1.0	0.5	0.7	-1.0	-0.2	Repair of fabricated metal products, machinery and equipment and installation of industrial machinery and equipment
-0.9	-0.2	0.2	0.8	0.4	0.6	0.3	0.6	0.1	0.5	0.2	0.2	0.1	0.1	Total Manufacturing

Jadual
Table **1.6a** : Gaji dan Upah yang Dibayar Sektor Pembuatan Mengikut Kumpulan
: Salaries and Wages Paid of Manufacturing Sector by Group

Kod Kumpulan Group code	Keterangan Kumpulan/Tempoh	2019	2020	2021	2021				2022	
					Q1	Q2	Q3	Q4	Q1	Q2
101	Pemprosesan dan pengawetan daging	360	343	355	88	89	87	92	88	87
102	Pemprosesan dan pengawetan ikan, krustasea dan moluska	400	444	457	117	115	113	112	111	110
	10201 Pengetinan ikan, krustasea dan moluska & 10202 Pemprosesan dan pengawetan ikan, krustasea dan moluska Industri lain	318	361	369	95	94	90	90	89	88
		82	84	87	22	21	22	22	22	22
103	Pemprosesan dan pengawetan buah-buahan dan sayur - sayuran	151	167	174	45	45	43	42	46	47
	10303 Pengetinan nanas & 10304 Pembuatan jem, marmalad dan sajian jeli Industri lain	17	18	15	5	5	3	2	2	3
		134	149	160	40	40	40	40	44	45
104	Pembuatan minyak dan lemak daripada sayuran dan haiwan	2,715	2,776	2,773	681	691	685	716	721	727
	10404 Pembuatan minyak sayuran mentah dan bertapis & 10406 Pembuatan sebatian lemak masakan 10405 Pembuatan minyak kelapa Industri lain	193	193	204	51	51	51	51	52	55
		130	119	96	28	26	21	21	24	25
		2,391	2,464	2,473	603	613	613	644	645	648
105	Pembuatan produk tenusu	712	732	804	198	204	200	202	221	227
	10502 Pembuatan susu pekat, tepung dan sejat Industri lain	617	630	704	173	178	176	177	195	200
		95	101	99	25	26	24	24	26	27
106	Pembuatan produk bijian, kanji dan produk berkanji	340	347	366	93	91	91	92	93	92
	10611 Pengilangan beras 10613 Pengilangan tepung Industri lain	156	173	176	44	43	44	45	45	44
		161	151	165	42	41	41	41	42	42
		23	23	25	6	6	6	6	6	6
107	Pembuatan produk makanan lain	3,696	3,705	3,799	932	939	944	985	1,011	1,028
	10711 Pembuatan biskut dan cookies 10712 Pembuatan roti, kek dan produk bakeri lain 10713 Pembuatan produk snek 10721 Pembuatan gula 10731 Pembuatan produk koko 10732 Pembuatan coklat dan produk coklat & 10733 Pembuatan konfeksi gula 10793 Pembuatan sos dan bahan perasa 10799 Pembuatan produk makanan lain f.t.t.l. Industri lain	298	302	320	76	75	81	88	89	93
		989	1,001	933	228	233	235	238	219	229
		201	190	204	50	52	51	52	55	58
		118	84	76	19	18	19	20	22	21
		114	98	82	19	21	20	22	24	23
		378	352	347	86	87	85	88	99	99
		358	347	363	87	85	91	100	92	91
		310	324	381	92	95	93	100	114	116
		932	1,007	1,094	274	271	270	278	297	299
108/ 10800	Pembuatan makanan haiwan tersedia	932	1,011	1,045	257	256	260	272	262	260
110	Pembuatan minuman ringan	614	537	508	131	121	120	136	132	128
	11041 Pembuatan minuman ringan 11042 Pengeluaran air mineral semulajadi dan minuman lain yang dibotolkan Industri lain	393	354	342	86	81	81	94	90	89
		151	128	128	33	32	30	32	34	31
		70	55	38	12	9	8	9	8	8
120/ 12000	Pembuatan produk tembakau	87	63	62	17	14	14	17	17	14
131	Pemintalan, penenunan dan penyiapan tekstil	357	335	328	82	81	79	87	87	86
	13110 Penyediaan dan pemintalan gentian tekstil & 13120 Penenunan tekstil 13132 Pewarnaan, pelunturan, percetakan dan penyiapan akhir benang dan fabrik Industri lain	231	222	222	56	55	53	57	59	58
		115	105	98	24	23	24	27	26	27
		11	8	8	2	2	2	2	2	2
139	Pembuatan tekstil lain	323	326	329	81	81	82	84	79	78
	13910 Pembuatan fabrik dikait dan dikrusye Industri lain	127	116	111	26	27	28	30	25	23
		196	210	218	55	54	54	55	54	55
141	Pembuatan pakaian, kecuali pakaian berbulu	1,197	993	838	217	200	198	223	225	212
	14102 Pembuatan pakaian Industri lain	922	719	580	147	136	141	155	151	141
		275	274	258	70	64	57	67	74	71
142 & 143	Pembuatan artikel daripada kulit bulu dan pakaian yang dikait dan dikrusye	35	30	25	7	6	6	6	6	7
151 (15110 & 15120)	Penyamakan dan pembersihan kulit, pembuatan bagasi, beg tangan, pelana dan abah-abah pembersihan dan pewarnaan bulu	161	121	121	31	30	29	32	31	30
152	Pembuatan kasut	194	191	186	48	45	43	50	51	50
	15201 Pembuatan kasut kulit & 15203 Pembuatan kasut getah Industri lain	132	136	133	34	32	31	36	37	36
		62	55	54	14	13	13	14	15	14
161/ 16100	Pengilangan dan pengetaman kayu	553	555	547	139	130	136	143	137	129

2021		2022		2021									Group Description/Period
(Jan. - Jul.)	(Jan. - Jul.)	Jan.	Feb.	Mar.	Apr.	Mei	Jun	Jul.	Ogo.	Sep.			
206	203	30	29	29	30	30	29	29	29	29	29	Processing and preserving of meat	
270	258	40	38	39	38	39	38	38	37	37	37	Processing and preserving of fish, crustaceans and molluscs Canning of fish, crustaceans and molluscs	
220	206	32	31	31	31	32	31	31	29	30	30	Processing, curing and preserving of fish, crustacean and molluscs	
51	52	8	7	7	7	7	7	8	8	7	7	Other industry	
105	110	15	15	15	15	15	15	15	14	14	14	Processing and preserving of fruits and vegetable Pineapple canning	
11	6	2	2	1	1	2	2	2	1	1	1	Manufacture of jams, marmalades and table jellies	
94	103	13	13	13	14	13	13	13	13	13	13	Other industry	
1,609	1,698	226	226	230	233	230	227	237	213	235	235	Manufacture of vegetable and animal oils and fats Manufacture of crude and refined vegetable oil	
119	126	17	17	17	17	17	17	17	17	17	17	Manufacture of compound cooking fats	
61	56	9	9	9	9	9	7	7	7	7	7	Manufacture of coconut oil	
1,430	1,516	200	199	203	206	204	203	214	189	210	210	Other industry	
468	519	65	66	67	69	69	67	66	67	66	66	Manufacture of dairy products Manufacture of condensed, powdered and evaporated milk	
410	459	57	58	58	60	60	58	58	59	58	58	Other industry	
59	60	8	8	9	9	9	8	8	8	8	8	Other industry	
214	217	31	31	31	30	30	30	31	30	31	31	Manufacture of grain mill products, starches and starch products Rice milling	
102	104	15	15	15	14	14	14	14	15	15	15	Flour milling	
97	98	14	14	14	14	14	14	14	13	13	13	Other industry	
15	15	2	2	2	2	2	2	2	2	2	2	Other industry	
2,178	2,382	309	308	314	316	315	309	308	310	326	326	Manufacture of other food products Manufacture of biscuits and cookies	
178	213	26	25	26	25	25	25	26	27	28	28	Manufacture of bread, cakes and other bakery products	
537	523	74	76	77	77	79	77	77	78	80	80	Manufacture of snack products	
118	132	17	16	17	17	17	17	17	17	17	17	Manufacture of sugar	
43	49	7	6	6	6	6	6	6	6	6	6	Manufacture of cocoa products	
47	55	6	6	6	8	6	7	6	7	7	7	Manufacture of chocolate and chocolate products	
201	231	29	28	30	29	29	29	28	28	29	29	Manufacture of sugar confectionery	
199	213	29	29	29	29	29	27	27	29	35	35	Manufacture of sauces and condiments	
219	269	30	31	31	32	32	31	32	30	31	31	Manufacture of other food products n.e.c.	
635	696	92	90	92	91	90	90	90	89	92	92	Other industry	
604	610	86	86	86	85	86	85	90	85	85	85	Manufacture of prepared animal feeds	
290	302	44	44	42	43	40	38	38	39	43	43	Manufacture of beverages Manufacture of soft drinks	
193	208	30	29	27	28	27	26	26	26	29	29	Production of natural mineral waters and other bottled waters	
75	75	11	11	11	11	10	10	10	10	11	11	Other industry	
23	19	4	4	4	4	3	2	2	3	3	3	Manufacture of tobacco products	
36	36	5	6	6	5	5	5	5	4	5	5	Spinning, weaving and finishing of textiles Preparation and spinning of textile fibres	
189	203	28	27	27	27	28	26	26	26	26	26	Weaving of textiles	
130	136	19	19	18	18	19	18	18	17	18	18	Dyeing, bleaching, printing and finishing of yarns and fabrics	
55	62	8	8	8	8	8	8	8	8	8	8	Other industry	
5	5	1	1	1	1	1	1	1	1	1	1	Manufacture of other textiles Manufacture of knitted and crocheted fabrics	
189	183	27	27	27	27	28	26	27	28	28	28	Other industry	
62	56	9	9	9	9	9	9	9	10	9	9	Manufacture of wearing apparel, except fur apparel Manufacture of clothings	
127	127	19	18	19	18	18	17	18	18	18	18	Other industry	
483	507	76	70	70	70	71	59	66	66	66	66	Manufacture of articles of fur, knitted and crocheted apparel	
330	339	52	47	47	47	49	40	47	47	47	47	Tanning and dressing of leather; manufacture of luggage, handbags, saddlery and harness; dressing and dyeing of fur	
152	168	24	23	23	23	22	19	19	19	19	19	Manufacture of footwear Manufacture of leather footwear	
15	15	2	2	2	2	2	2	2	2	2	2	Manufacture of rubber footwear	
69	70	10	10	10	10	10	9	9	10	10	10	Other industry	
107	116	17	16	16	16	15	14	13	15	15	15	Sawmilling and planing of wood	
76	84	12	11	11	11	11	10	9	10	11	11		
31	33	5	5	5	5	5	4	4	4	4	4		
313	308	46	47	45	45	43	42	44	44	47	47		

Jadual
Table **1.6a** : Gaji dan Upah yang Dibayar Sektor Pembuatan Mengikut
: Salaries and Wages Paid of Manufacturing Sector by Group

Kod Kumpulan Group code	Keterangan Kumpulan/Tempoh	Okt.	Nov.	Dis.	Jan.
101	Pemprosesan dan pengawetan daging	29	31	32	31
102	Pemprosesan dan pengawetan ikan, krustasea dan moluska	37	37	38	38
10201	Pengetinan ikan, krustasea dan moluska				
&					
10202	Pemprosesan dan pengawetan ikan, krustasea dan moluska	30	30	30	30
Industri lain		7	7	7	8
103	Pemprosesan dan pengawetan buah-buahan dan sayur - sayuran	14	14	14	15
10303	Pengetinan nanas				
&					
10304	Pembuatan jem, marmalad dan sajian jeli	1	1	1	1
Industri lain		13	13	13	15
104	Pembuatan minyak dan lemak daripada sayuran dan haiwan	234	230	252	241
10404	Pembuatan minyak sayuran mentah dan bertapis				
&					
10406	Pembuatan sebatian lemak masakan	17	17	17	17
10405	Pembuatan minyak kelapa	7	7	7	8
Industri lain		210	206	228	215
105	Pembuatan produk tenusu	66	65	71	73
10502	Pembuatan susu pekat, tepung dan sejat	58	57	63	64
Industri lain		8	8	8	9
106	Pembuatan produk bijian, kanji dan produk berkanji	31	30	31	32
10611	Pengilangan beras	15	15	15	16
10613	Pengilangan tepung	13	13	14	14
Industri lain		2	2	2	2
107	Pembuatan produk makanan lain	326	330	330	335
10711	Pembuatan biskut dan cookies	29	30	29	30
10712	Pembuatan roti, kek dan produk bakeri lain	81	82	76	73
10713	Pembuatan produk snek	17	17	18	19
10721	Pembuatan gula	6	7	7	7
10731	Pembuatan produk koko	7	7	7	8
10732					
&	Pembuatan coklat dan produk coklatPembuatan konfeksi gula	29	30	29	31
10733					
10793	Pembuatan sos dan bahan perasa	33	34	33	30
10799	Pembuatan produk makanan lain f.t.t.l.	32	33	35	37
Industri lain		92	92	94	99
108/ 10800	Pembuatan makanan haiwan tersedia	85	85	101	87
110	Pembuatan minuman ringan	43	45	48	44
11041	Pembuatan minuman ringan	29	31	34	30
11042	Pengeluaran air mineral semulajadi dan minuman lain yang dibotolkan	10	11	11	11
Industri lain		3	3	3	3
120/ 12000	Pembuatan produk tembakau	5	5	7	5
131	Pemintalan, penenunan dan penyiapan tekstil	27	29	30	29
13110					
&	Penyediaan dan pemintalan gentian tekstilPenenunan tekstil	18	19	20	20
13120					
13132	Pewarnaan, pelunturan, percetakan dan penyiapan akhir benang dan fabrik	8	9	10	9
Industri lain		1	1	1	1
139	Pembuatan tekstil lain	28	28	28	27
13910	Pembuatan fabrik dikait dan dikrusye	10	10	10	9
Industri lain		18	18	18	18
141	Pembuatan pakaian, kecuali pakaian berbulu	66	74	82	79
14102	Pembuatan pakaian	47	51	58	53
Industri lain		19	23	25	25
142 & 143	Pembuatan artikel daripada kulit bulu dan pakaian yang dikait dan dikrusye	2	2	2	2
151 (15110 & 15120)	Penyamakan dan pembersihan kulit, pembuatan bagasi, beg tangan, pelana dan abah-abah pembersihan dan pewarnaan bulu	11	11	11	11
152	Pembuatan kasut	16	16	17	17
15201	Pembuatan kasut kulit				
&					
15203	Pembuatan kasut getah	12	12	12	12
Industri lain		4	5	5	5
161/ 16100	Pengilangan dan pengetaman kayu	47	47	48	46

2022						Group Description/Period
Feb.	Mac	Apr.	Mei	Jun	Jul.	
29	28	29	29	29	29	Processing and preserving of meat
36	36	37	37	37	37	Processing and preserving of fish, crustaceans and molluscs
						Canning of fish, crustaceans and molluscs
29	29	29	29	29	29	Processing, curing and preserving of fish, crustacean and molluscs
7	7	7	8	7	8	Other industry
15	15	16	16	16	16	Processing and preserving of fruits and vegetable
						Pineapple canning
1	1	1	1	1	1	Manufacture of jams, marmalades and table jellies
14	15	15	15	15	15	Other industry
240	240	239	242	246	250	Manufacture of vegetable and animal oils and fats
						Manufacture of crude and refined vegetable oil
17	18	18	18	19	19	Manufacture of compound cooking fats
8	8	8	8	8	8	Manufacture of coconut oil
215	215	214	215	219	223	Other industry
74	74	77	77	73	72	Manufacture of dairy products
66	65	68	69	64	64	Manufacture of condensed, powdered and evaporated milk
8	9	9	9	9	8	Other industry
31	31	32	30	30	31	Manufacture of grain mill products, starches and starch products
15	15	15	15	15	15	Rice milling
14	14	14	14	14	14	Flour milling
2	2	2	2	2	2	Other industry
330	345	338	341	349	343	Manufacture of other food products
29	30	30	31	32	31	Manufacture of biscuits and cookies
72	73	74	77	77	76	Manufacture of bread, cakes and other bakery products
17	18	18	19	20	20	Manufacture of snack products
7	8	7	7	7	7	Manufacture of sugar
8	8	9	7	7	7	Manufacture of cocoa products
						Manufacture of chocolate and chocolate products
32	36	32	33	34	33	Manufacture of sugar confectionery
30	32	30	30	32	30	Manufacture of sauces and condiments
38	39	38	38	39	39	Manufacture of other food products n.e.c.
97	101	99	99	101	100	Other industry
87	87	86	87	87	88	Manufacture of prepared animal feeds
45	43	44	42	42	41	Manufacture of beverages
31	29	30	30	29	29	Manufacture of soft drinks
11	11	11	10	10	10	Production of natural mineral waters and other bottled waters
3	3	3	2	3	3	Other industry
6	6	5	5	5	5	Manufacture of tobacco products
29	29	28	29	29	29	Spinning, weaving and finishing of textiles
						Preparation and spinning of textile fibres
20	20	19	19	19	19	Weaving of textiles
9	9	9	9	9	9	Dyeing, bleaching, printing and finishing of yarns and fabrics
1	1	1	1	1	1	Other industry
26	26	26	26	26	27	Manufacture of other textiles
9	8	8	8	8	8	Manufacture of knitted and crocheted fabrics
17	18	18	18	18	19	Other industry
73	73	72	72	67	70	Manufacture of wearing apparel, except fur apparel
49	49	48	48	45	47	Manufacture of clothings
25	24	24	24	22	23	Other industry
2	2	2	2	2	2	Manufacture of articles of fur, knitted and crocheted apparel
						Tanning and dressing of leather; manufacture of luggage, handbags, saddlery and harness; dressing and dyeing of fur
10	10	10	10	10	9	
17	17	17	17	16	15	Manufacture of footwear
						Manufacture of leather footwear
12	12	12	12	12	11	Manufacture of rubber footwear
5	5	5	5	4	4	Other industry
47	44	44	43	43	42	Sawmilling and planning of wood

Kod Kumpulan Group code	Keterangan Kumpulan/Tempoh	2019	2020	2021	2021				2022	
					Q1	Q2	Q3	Q4	Q1	Q2
162	Pembuatan produk daripada kayu, gabus, jerami dan bahan jalinan lain	1,963	1,869	1,913	466	456	480	511	514	504
16211	Pembuatan kepingan venier dan papan lapis	1,057	964	934	221	214	238	260	248	239
16212	Pembuatan papan partikel dan papan gentian	272	238	251	59	61	62	70	76	76
16221	Pertukangan kayu untuk jurubina	314	351	407	103	102	101	100	107	106
	Industri lain	320	316	321	83	79	79	81	83	83
170	Pembuatan kertas dan produk kertas	2,128	2,003	2,018	505	502	495	517	524	516
17010	Pembuatan pulpa, kertas dan kertas tebal	283	276	271	64	65	67	75	74	76
17020	Pembuatan kertas gelugur dan kertas tebal dan bekas daripada kertas dan kertas tebal	891	798	805	200	205	196	203	200	205
17091	Pembuatan sampul surat dan kad surat	62	58	59	14	15	15	15	13	13
17092	Pembuatan kertas kegunaan rumah dan pembersih peribadi	341	338	345	86	88	85	87	98	93
17093	Pembuatan kertas bergam atau pelekat yang berjalur atau bergulung dan label dan kertas dinding	382	353	308	83	72	75	78	73	65
	Industri lain	169	180	230	57	58	56	59	65	64
181 & 182	Percetakan, aktiviti perkhidmatan berkaitan percetakan dan penerbitan semula media rakaman	2,232	2,170	2,153	559	549	507	538	567	559
18110	Percetakan	1,849	1,816	1,807	466	463	426	452	474	475
18120	Aktiviti perkhidmatan berkaitan percetakan &	383	354	346	94	86	81	86	93	84
18200	Penerbitan semula media rakaman									
192 (19201 & 19202)	Pembuatan produk petroleum bertapis	2,387	2,282	2,326	617	522	565	621	629	532
201	Pembuatan kimia asas, baja dan sebatian nitrogen, plastik dan getah sintetik dalam bentuk primer	3,767	3,131	3,062	763	746	787	765	799	787
20111	Pembuatan gas perindustrian atau perubatan bukan organik dalam bentuk cecair atau mampat	422	248	226	55	55	57	59	73	73
20112	Pembuatan kimia organik asas &	1,566	1,514	1,560	383	374	410	392	413	403
20113	Pembuatan sebatian bukan organik									
20121	Pembuatan baja &	678	414	343	91	86	87	78	82	76
20129	Pembuatan produk campuran nitrogen									
20131	Pembuatan plastik dalam bentuk primer	996	860	831	208	204	208	211	203	206
	Industri lain	104	95	102	26	26	25	25	28	29
202 & 203	Pembuatan produk kimia lain dan serat buatan manusia	2,419	2,538	2,616	699	642	611	663	686	635
20210	Pembuatan racun perosak dan produk agrokimia lain	178	182	240	63	61	59	57	67	66
20221	Pembuatan cat, varnis dan penyadur dan mastik	338	330	340	91	81	82	86	98	85
20222	Pembuatan dakwat cetak	248	298	279	79	69	64	66	63	58
20231	Pembuatan sabun dan bahan pencuci, penyediaan &	915	932	902	255	221	208	218	230	198
20232	membersih dan mengilat & Pembuatan pewangi dan penyediaan dandanan diri									
20291	Pembuatan plat fotografi, filem, sensitized paper dan other &									
20292	sensitized unexposed materials & Pembuatan dakwat menulis dan melukis	705	760	821	203	201	189	228	219	219
20299	& Pembuatan produk kimia lain t.t.t.l. & Industri lain	35	35	34	9	9	8	8	9	9
210	Pembuatan produk farmaseutikal, kimia perubatan dan botani	576	631	717	165	180	183	189	180	196
21001	Pembuatan bahan aktif ubat-ubatan untuk digunakan oleh bidang farmakologi dalam pembuatan &	467	512	574	133	145	144	152	143	156
	ubat-ubatan & Industri lain	109	118	143	32	35	39	36	37	40
221	Pembuatan produk getah	3,492	3,761	4,095	919	1,060	1,112	1,003	938	1,063
22111	Pembuatan tayar getah untuk kenderaan	390	361	353	80	94	93	87	81	97
22112	Pembuatan bunga tayar yang boleh ditukar ganti dan tayar celup	72	77	88	21	23	22	23	23	26
22191	Pembuatan produk lain daripada getah asli atau sintetik, &	580	592	682	166	174	177	165	172	185
22193	tidak divulkan, divulkan atau dikeraskan & Pengilangan semula getah dan prosesan susu getah									
22192	Pembuatan sarung tangan getah	1,671	1,936	2,238	444	588	654	551	484	576
22199	Pembuatan tandas daripada getah lain yang t.t.t.l.	779	794	732	208	181	167	177	179	178
222	Pembuatan produk plastik	6,513	7,067	7,528	1,853	1,970	1,846	1,860	1,847	2,013
22201	Pembuatan produk plastik separa siap &	2,343	2,603	2,636	644	693	646	652	624	691
22202	Pembuatan produk plastik siap									
22203	Pembuatan artikel plastik untuk pembungkusan barangan	1,277	1,409	1,591	373	425	395	398	402	471
22204	Pembuatan barangan plastik jurubina	90	94	96	25	26	22	23	25	26
22205	Pembuatan pinggan mangkuk, peralatan dapur dan barangan tandas daripada plastik	405	504	570	141	143	141	144	148	151
22209	Pembuatan pelbagai produk plastik t.t.t.l.	2,399	2,458	2,635	669	683	641	642	649	674
231 (23101 & 23102 & 23109)	Pembuatan kaca dan produk kaca	701	665	747	174	185	182	206	210	215

2021	2022	2021									Group Description/Period
(Jan. - Jul.)	(Jan. - Jul.)	Jan.	Feb.	Mar.	Apr.	Mei	Jun	Jul.	Ogo.	Sep.	
1,076	1,189	158	153	155	153	154	149	155	158	168	Manufacture of products of wood, cork, straw and plaiting materials
510	570	74	73	74	71	72	71	75	77	86	Manufacture of veneer sheets and plywood
140	176	20	19	20	19	21	20	20	20	22	Manufacture of particle board and fibreboard
239	249	34	34	34	36	34	32	34	34	34	Manufacture of builders' carpentry
187	193	29	26	27	27	26	25	26	27	26	Other industry
1,168	1,211	167	167	171	170	166	166	162	163	170	Manufacture of paper and paper products
151	176	21	21	22	21	22	22	22	22	23	Manufacture of pulp, paper and paperboard
468	473	66	65	69	68	68	69	63	66	68	Manufacture of corrugated paper and paperboard and of containers of paper and paperboard
34	31	5	5	5	5	5	5	5	5	5	Manufacture of envelopes and letter-card
202	221	29	29	29	32	27	29	28	28	29	Manufacture of household and personal hygiene paper
179	159	28	27	28	25	24	23	25	24	26	Manufacture of gummed or adhesive paper in strips or rolls and labels and wall paper
133	151	18	19	19	19	20	19	18	19	19	Other industry
1,280	1,308	191	182	186	183	187	179	172	172	162	Printing, service activities related to printing and reproduction of recorded media
1,074	1,103	159	151	155	154	158	151	145	145	136	Printing
206	205	31	31	31	30	29	27	27	27	27	Service activities related to printing
											Reproduction of recorded media
1,320	1,346	199	193	225	169	168	185	181	180	205	Manufacture of refined petroleum products
1,773	1,859	249	252	262	247	236	264	263	262	262	Manufacture of basic chemicals, fertilizer and nitrogen compounds, plastics and synthetic rubber in primary forms
129	171	18	18	18	18	18	19	19	19	19	Manufacture of liquefied or compressed inorganic industrial or medical gases
895	961	126	128	129	124	114	137	137	134	139	Manufacture of basic organic chemicals
207	183	29	30	33	28	28	30	30	30	27	Manufacture of inorganic compounds
481	477	67	68	73	68	67	69	70	70	69	Manufacture of fertilizers
60	68	8	9	9	9	9	9	8	8	9	Manufacture of associated nitrogen products
											Manufacture of plastics in primary forms
											Other industry
1,545	1,537	231	231	238	218	214	210	204	200	207	Manufacture of other chemical products and man-made fibres
144	154	22	20	22	20	20	20	20	19	20	Manufacture of pesticides and other agrochemical products
200	212	34	28	29	28	27	26	28	26	28	Manufacture of paints, varnishes and similar coatings ink and mastics
170	140	26	25	28	25	22	22	22	21	21	Manufacture of printing ink
545	494	81	87	88	74	75	73	69	67	72	Manufacture of soap and detergents, cleaning and polishing preparations
											Manufacture of perfumes and toilet preparations
											Manufacture of photographic plates, films, sensitized paper and other sensitized unexposed materials
466	516	65	69	69	68	66	66	63	63	64	Manufacture of writing and drawing ink
											Manufacture of other chemical products n.e.c.
20	22	3	3	3	3	3	3	3	3	3	Other industry
406	442	55	55	55	62	59	59	60	62	61	Manufacture of pharmaceuticals, medicinal chemical and botanical products
325	351	44	44	44	50	47	48	47	49	48	Manufacture of medicinal active substances to be used for their pharmacological properties in the manufacture of medicaments
81	90	11	11	11	12	12	11	13	13	13	Other industry
2,359	2,370	318	297	303	312	345	403	380	377	356	Manufacture of rubber products
206	212	27	24	29	29	33	32	32	31	30	Manufacture of rubber tyres for vehicles
51	58	7	6	8	8	8	7	7	7	8	Manufacture of interchangeable tyre treads and retreading rubber tyres
399	421	54	55	57	58	59	58	59	59	60	Manufacture of other products of natural or synthetic rubber, unvulcanized, vulcanized or hardened
1,260	1,264	158	144	142	149	189	250	227	225	203	Rubber remilling and latex processing
444	416	72	68	68	68	56	56	56	55	56	Manufacture of rubber gloves
											Manufacture of other rubber products n.e.c.
4,428	4,521	605	607	641	662	677	632	605	620	620	Manufacture of plastics products
1,545	1,539	207	217	221	232	243	218	207	221	218	Manufacture of semi-manufactures of plastic products
930	1,029	122	114	138	143	145	138	131	133	131	Manufacture of finished plastic products
58	58	8	8	9	9	9	8	7	7	7	Manufacture of plastic articles for the packing of goods
329	349	46	46	49	48	49	46	45	48	49	Manufacture of builders' plastics ware
1,566	1,546	222	223	224	230	231	222	215	211	215	Manufacture of plastic tableware, kitchenware and toilet articles
											Manufacture of diverse plastic products n.e.c.
420	497	58	58	59	60	63	62	60	56	65	Manufacture of glass and glass products

Kod Kumpulan Group code	Keterangan Kumpulan/Tempoh	Okt.	Nov.	Dis.	Jan.
162	Pembuatan produk daripada kayu, gabus, jerami dan bahan jalinan lain	169	170	173	174
16211	Pembuatan kepingan venier dan papan lapis	86	86	89	84
16212	Pembuatan papan partikel dan papan gentian	22	24	24	25
16221	Pertukangan kayu untuk jurubina	34	33	34	36
	Industri lain	27	28	27	29
170	Pembuatan kertas dan produk kertas	171	173	173	173
17010	Pembuatan pulpa, kertas dan kertas tebal	25	26	25	25
17020	Pembuatan kertas gelugur dan kertas tebal dan bekas daripada kertas dan kertas tebal	68	68	68	69
17091	Pembuatan sampul surat dan kad surat	5	5	5	5
17092	Pembuatan kertas kegunaan rumah dan pembersih peribadi	29	29	29	28
17093	Pembuatan kertas bergam atau pelekat yang berjalur atau bergulung dan label dan kertas dinding	26	26	26	24
	Industri lain	19	19	21	22
181 & 182	Percetakan, aktiviti perkhidmatan berkaitan percetakan dan penerbitan semula media rakaman	167	175	196	194
18110	Percetakan	140	147	165	162
18120	Aktiviti perkhidmatan berkaitan percetakan &				
18200	Penerbitan semula media rakaman	27	28	31	32
192 (19201 & 19202)	Pembuatan produk petroleum bertapis	204	194	223	199
201	Pembuatan kimia asas, baja dan sebatian nitrogen, plastik dan getah sintetik dalam bentuk primer	253	247	265	259
20111	Pembuatan gas perindustrian atau perubatan bukan organik dalam bentuk cecair atau mampat	19	20	20	24
20112	Pembuatan kimia organik asas &				
20113	Pembuatan sebatian bukan organik	131	126	136	136
20121	Pembuatan baja &				
20129	Pembuatan produk campuran nitrogen	26	25	27	25
20131	Pembuatan plastik dalam bentuk primer	69	69	73	65
	Industri lain	8	8	9	9
202 & 203	Pembuatan produk kimia lain dan serat buatan manusia	210	214	240	229
20210	Pembuatan racun perosak dan produk agrokimia lain	19	20	18	22
20221	Pembuatan cat, varnis dan penyadur dan mastik	28	28	31	35
20222	Pembuatan dakwat cetak	21	22	23	21
20231	Pembuatan sabun dan bahan pencuci, penyediaan &				
20232	membersih dan mengilat	68	68	81	72
	Pembuatan pewangi dan penyediaan dandanan diri				
20291	Pembuatan plat fotografi, filem, sensitized paper dan other &				
20292	sensitized unexposed materials	71	73	84	75
20292	Pembuatan dakwat menulis dan melukis &				
20299	Pembuatan produk kimia lain t.t.t.l.				
	Industri lain	3	3	3	3
210	Pembuatan produk farmaseutikal, kimia perubatan dan botani	62	59	68	61
21001	Pembuatan bahan aktif ubat-ubatan untuk digunakan oleh bidang farmakologi dalam pembuatan ubat-ubatan	50	47	56	49
	Industri lain	12	12	12	12
221	Pembuatan produk getah	343	323	337	320
22111	Pembuatan tayar getah untuk kenderaan	29	28	29	28
22112	Pembuatan bunga tayar yang boleh ditukar ganti dan tayar celup	8	8	7	8
22191	Pembuatan produk lain daripada getah asli atau sintetik, &				
22193	tidak divulkan, divulkan atau dikeraskan	55	53	58	56
22193	Pengilangan semula getah dan prosesan susu getah				
22192	Pembuatan sarung tangan getah	195	177	180	168
22199	Pembuatan produk getah lain yang t.t.t.l.	57	57	63	61
222	Pembuatan produk plastik	622	617	622	607
22201	Pembuatan produk plastik separa siap &				
22202	Pembuatan produk plastik siap	219	220	213	203
22203	Pembuatan artikel plastik untuk pembungkusan barangan	132	131	135	131
22204	Pembuatan barangan plastik jurubina	7	8	8	8
22205	Pembuatan pinggan mangkuk, peralatan dapur dan barangan tandas daripada plastik	49	46	49	48
22209	Pembuatan pelbagai produk plastik t.t.t.l.	214	211	216	216
231 (23101 & 23102 & 23109)	Pembuatan kaca dan produk kaca	67	66	73	72

2022						Group Description/Period
Feb.	Mac	Apr.	Mei	Jun	Jul.	
170	169	168	170	167	171	Manufacture of products of wood, cork, straw and plaiting materials
82	81	79	81	79	83	Manufacture of veneer sheets and plywood
25	25	26	25	25	25	Manufacture of particle board and fibreboard
36	35	36	36	35	36	Manufacture of builders' carpentry
27	27	28	28	27	27	Other industry
177	174	172	171	173	171	Manufacture of paper and paper products
25	25	24	25	26	26	Manufacture of pulp, paper and paperboard
65	65	68	68	69	68	Manufacture of corrugated paper and paperboard and of containers of paper and paperboard
4	4	4	4	4	4	Manufacture of envelopes and letter-card
36	34	33	30	30	30	Manufacture of household and personal hygiene paper
25	24	22	21	22	21	Manufacture of gummed or adhesive paper in strips or rolls and labels and wall paper
21	21	21	22	21	22	Other industry
185	188	184	188	187	182	Printing, service activities related to printing and reproduction of recorded media
154	158	156	159	159	154	Printing
31	30	28	28	28	28	Service activities related to printing
						Reproduction of recorded media
198	231	173	173	186	185	Manufacture of refined petroleum products
263	277	262	256	269	273	Manufacture of basic chemicals, fertilizer and nitrogen compounds, plastics and synthetic rubber in primary forms
24	24	24	23	25	25	Manufacture of liquefied or compressed inorganic industrial or medical gases
137	140	133	130	141	144	Manufacture of basic organic chemicals
						Manufacture of inorganic compounds
27	30	25	25	25	26	Manufacture of fertilizers
65	72	70	68	68	68	Manufacture of associated nitrogen products
10	10	10	10	10	10	Manufacture of plastics in primary forms
						Other industry
226	231	217	210	209	216	Manufacture of other chemical products and man-made fibres
20	25	24	21	21	21	Manufacture of pesticides and other agrochemical products
31	32	30	27	28	29	Manufacture of paints, varnishes and similar coatings ink and mastics
21	21	20	19	19	19	Manufacture of printing ink
79	79	67	65	66	66	Manufacture of soap and detergents, cleaning and polishing preparations
						Manufacture of perfumes and toilet preparations
						Manufacture of photographic plates, films, sensitized paper and other sensitized unexposed materials
72	72	72	74	73	78	Manufacture of writing and drawing ink
						Manufacture of other chemical products n.e.c.
3	3	3	3	3	3	Other industry
60	60	67	64	65	66	Manufacture of pharmaceuticals, medicinal chemical and botanical products
47	47	54	51	51	52	Manufacture of medicinal active substances to be used for their pharmacological properties in the manufacture of medicaments
13	12	14	13	13	14	Other industry
308	310	324	353	385	369	Manufacture of rubber products
24	29	29	34	34	34	Manufacture of rubber tyres for vehicles
7	9	9	9	9	9	Manufacture of interchangeable tyre treads and retreading rubber tyres
56	59	61	61	63	64	Manufacture of other products of natural or synthetic rubber, unvulcanized, vulcanized or hardened
160	156	165	192	219	204	Rubber remilling and latex processing
60	58	61	57	60	59	Manufacture of rubber gloves
						Manufacture of other rubber products n.e.c.
600	641	665	684	664	661	Manufacture of plastics products
205	216	227	242	222	224	Manufacture of semi-manufactures of plastic products
						Manufacture of finished plastic products
121	150	156	160	155	156	Manufacture of plastic articles for the packing of goods
8	8	9	9	8	8	Manufacture of builders' plastics ware
49	51	51	50	50	50	Manufacture of plastic tableware, kitchenware and toilet articles
217	216	223	223	228	223	Manufacture of diverse plastic products n.e.c.
68	69	69	74	71	73	Manufacture of glass and glass products

Kod Kumpulan Group code	Keterangan Kumpulan/Tempoh	2019	2020	2021	2021				2022	
					Q1	Q2	Q3	Q4	Q1	Q2
239	Pembuatan pengeluaran galian bukan logam f.t.f.l.	3,639	3,604	3,592	904	903	873	911	913	931
23911	Pembuatan mortar refraktori dan konkrit &	433	411	365	94	93	92	85	74	78
23921	Pembuatan seramik bukan refraktori	163	160	159	42	39	38	40	44	43
23930	Pembuatan produk porselin dan seramik lain	298	303	287	72	76	68	71	69	70
23941	Pembuatan simen hidrolik	693	665	686	170	171	168	176	181	185
23951	Pembuatan konkrit dan mortar siap bancuh dan bancuhan kering	1,190	1,226	1,253	318	313	306	316	316	319
23952	Pembuatan konkrit pratuangan, simen atau artikel batu & buatan yang digunakan dalam pembinaan;									
23953	Pembuatan komponen struktur pasang siap untuk bangunan atau kejuruteraan awam dari simen, batu atau & konkrit buatan									
23959	Pembuatan artikel konkrit, simen dan plaster lain f.t.f.l.	538	508	484	121	115	115	132	133	132
23990	Pembuatan produk mineral bukan logam lain f.t.f.l. Industri lain	323	332	359	87	95	86	91	96	104
241 (24101 & 24102 & 24103 & 24104 & 24109)	Pembuatan besi dan keluli asas	2,402	2,221	2,210	581	531	516	582	621	592
242 (24201 & 24202 & 24209)	Pembuatan logam asas berharga dan logam bukan ferus lain	1,459	1,362	1,423	356	354	343	371	365	336
243	Pengacuan logam	453	406	415	107	101	100	106	107	101
251 & 252	Pembuatan produk struktur logam, tangki, takungan, penjana wap, senjata dan peluru	1,678	1,659	1,632	426	396	395	415	414	403
25113	Pembuatan pintu, tingkap dan bingkai, penutup tingkap & dan pintu pagar daripada logam	999	984	880	240	216	207	217	214	205
25119	Pembuatan produk struktur logam lain	461	474	557	132	130	143	152	152	149
25120	Pembuatan tangki, takungan dan kontena daripada logam & Industri lain	219	201	195	54	50	45	47	48	48
259	Pembuatan lain-lain produk yang direka daripada logam; aktiviti perkhidmatan kerja logam	3,500	3,661	3,841	977	923	925	1,016	1,021	976
25910	Tempaan, tekanan, hentakan dan bentuk gelekkan logam; serbuk metalurgi	661	715	768	194	189	187	197	194	188
25920	Rawatan dan penyalutan logam; menggunakan mesin	370	444	502	131	127	116	128	132	130
25991	Pembuatan tin untuk produk makanan dan minuman, tiub & kotak boleh dilipat	375	409	419	106	95	100	119	112	109
25992	Pembuatan kabel, plaited bands (jalur/pita berpintal) dan & artikel seumpamanya daripada logam	876	811	893	217	198	218	260	264	243
25993	Pembuatan bolt, skru, nat dan produk uliran seumpamanya	86	76	70	19	19	16	16	16	17
25994	Pembuatan barangan rumah daripada logam	841	904	927	240	231	224	232	247	244
25999	Pembuatan produk lain yang direka daripada logam f.t.f.l. & Industri lain	291	301	261	70	64	63	65	56	45
261	Pembuatan komponen dan papan elektronik	11,312	11,194	11,848	3,043	2,944	2,803	3,058	3,183	3,024
26101	Pembuatan diod, transistor dan alatan semikonduktor & yang seumpamanya	7,594	7,272	7,743	1,939	1,944	1,866	1,994	2,026	1,972
26102	Pembuatan litar elektronik bersepadu dengan pemasangan mikro	3,236	3,400	3,638	976	883	829	951	1,033	930
26103	Pembuatan kapasitor dan perintang elektrik &	481	522	466	128	117	108	113	124	122
26104	Pembuatan papan litar bercetak &									
26105	Pembuatan komponen paparan									
26109	Pembuatan komponen lain untuk aplikasi elektronik									
262 (26201 & 26202)	Pembuatan komputer dan kelengkapan peranti	2,442	2,586	2,839	720	671	695	753	741	739
263/ 26300	Pembuatan peralatan komunikasi	819	706	665	152	171	159	182	194	196
264/ 26400	Pembuatan peralatan elektronik pengguna	1,153	1,191	1,140	281	272	275	312	329	327
265	Pembuatan kelengkapan mengukur, menguji, memandu arah dan kawalan; jam tangan dan jam	1,621	1,602	1,693	409	401	413	470	521	583
26511	Pembuatan kelengkapan mengukur, menguji, memandu & arah dan kawalan	1,437	1,437	1,535	371	362	375	427	477	542
26512	Pembuatan kelengkapan kawalan proses perindustrian	184	165	157	38	39	38	43	44	41
26520	Pembuatan jam tangan dan jam dan bahagiannya									
266/ 26600	Pembuatan peralatan penyinaran, perubatan elektro dan elektroterapeutik	640	611	705	162	187	185	170	179	186

2021	2022	2021									Group Description/Period
(Jan. - Jul.)	(Jan. - Jul.)	Jan.	Feb.	Mar.	Apr.	Mei	Jun	Jul.	Ogo.	Sep.	
2,096	2,154	303	295	306	305	308	290	289	290	295	Manufacture of non-metallic mineral products n.e.c.
											<i>Manufacture of refractory mortars and concretes</i>
218	178	33	30	32	32	32	30	30	31	31	<i>Manufacture of non-refractory ceramic</i>
93	101	15	13	14	12	13	13	12	13	13	<i>Manufacture of other porcelain and ceramic products</i>
171	162	24	23	25	26	26	24	23	22	23	<i>Manufacture of hydraulic cement</i>
398	428	57	54	59	56	58	57	57	56	56	<i>Manufacture of ready-mix and dry-mix concrete and mortars</i>
											<i>Manufacture of precast concrete, cement or artificial stone articles for use in construction</i>
733	744	104	107	107	106	109	98	102	101	102	<i>Manufacture of prefabricated structural components for building or civil engineering of cement, concrete or artificial stone</i>
											<i>Manufacture of other articles of concrete, cement and plaster n.e.c.</i>
273	308	41	40	40	37	40	39	37	38	40	<i>Manufacture of other non-metallic mineral products n.e.c.</i>
210	232	29	28	30	36	31	29	28	29	29	<i>Other industry</i>
1,276	1,397	196	190	194	183	176	172	165	168	184	Manufacture of basic iron and steel
822	811	118	116	121	116	121	117	113	112	118	Manufacture of basic precious and other non-ferrous metals
241	242	35	35	37	34	34	33	32	33	35	Casting of metals
954	951	143	141	142	136	136	124	132	128	136	Manufacture of structural metal products, tanks, reservoirs, steam generators, weapons and ammunition
											<i>Manufacture of metal doors, windows and their frames, shutters and gates</i>
525	487	83	78	78	76	75	65	69	68	71	<i>Manufacture of other structural metal products</i>
310	353	42	45	45	43	44	44	48	46	49	<i>Manufacture of tanks, reservoirs and containers of metal</i>
119	112	18	18	18	17	17	16	15	14	15	<i>Other industry</i>
2,197	2,316	334	326	316	308	311	304	298	301	327	Manufacture of other fabricated metal products; metal working service activities
											<i>Forging, pressing, stamping and roll-forming of metal; powder metallurgy</i>
445	443	68	64	63	63	64	63	62	62	63	<i>Treatment and coating of metals; machining</i>
297	303	44	44	43	41	43	42	39	38	39	<i>Manufacture of tins and cans for food products, collapsible tubes and boxes</i>
232	258	37	37	32	32	31	32	31	32	36	<i>Manufacture of metal cable, plaited bands and similar articles</i>
481	591	72	73	72	65	67	66	66	66	87	<i>Manufacture of bolts, screws, nuts and similar threaded products</i>
43	38	6	6	6	6	6	6	6	5	5	<i>Manufacture of metal household articles</i>
544	569	81	81	78	78	78	75	73	75	76	<i>Manufacture of any other fabricated metal products n.e.c.</i>
155	114	26	22	22	22	21	21	22	21	21	<i>Other industry</i>
6,916	7,166	997	1,065	981	976	976	992	930	931	943	Manufacture of electronic components and boards
											<i>Manufacture of diodes, transistors and similar semiconductor devices</i>
4,496	4,621	631	669	639	633	634	678	613	628	625	<i>Manufacture of electronic integrated circuits micro assemblies</i>
											<i>Manufacture of electrical capacitors and resistors</i>
2,140	2,261	323	353	300	303	302	278	281	267	281	<i>Manufacture of printed circuit boards</i>
											<i>Manufacture of display components</i>
281	284	44	43	41	40	40	36	36	35	37	<i>Manufacture of other components for electronic applications</i>
1,606	1,716	245	237	238	224	223	224	215	224	255	Manufacture of computers and peripheral equipment
375	451	52	47	52	63	53	56	51	54	55	Manufacture of communication equipment
636	764	106	85	90	91	92	89	84	92	99	Manufacture of consumer electronics
942	1,306	140	132	136	136	136	129	132	139	142	Manufacture of measuring, testing, navigating and control equipment; watches and clocks
											<i>Manufacture of measuring, testing, navigating and control equipment</i>
853	1,206	128	120	124	123	123	116	119	127	129	<i>Manufacture of industrial process control equipment</i>
89	100	12	13	13	13	13	13	13	13	13	<i>Manufacture of watches and clocks and parts</i>
412	427	49	52	61	60	61	66	63	62	60	Manufacture of irradiation, electromedical and electrotherapeutic equipment

Kod Kumpulan Group code	Keterangan Kumpulan/Tempoh				
		Okt.	Nov.	Dis.	Jan.
239	Pembuatan pengeluaran galian bukan logam f.t.t.l.	296	303	312	305
23911	Pembuatan mortar refraktori dan konkrit &	31	26	28	24
23921	Pembuatan seramik bukan refraktori				
23930	Pembuatan produk porselin dan seramik lain	13	13	14	14
23941	Pembuatan simen hidrolik	23	23	24	25
23951	Pembuatan konkrit dan mortar siap bancuh dan bancuhan kering	56	58	62	60
23952	Pembuatan konkrit pratuangan, simen atau artikel batu buatan yang digunakan dalam pembinaan;				
23953	& Pembuatan komponen struktur pasang siap untuk bangunan atau kejuruteraan awam dari simen, batu atau konkrit buatan	102	112	102	106
23959	Pembuatan artikel konkrit, simen dan plaster lain f.t.t.l.				
23990	Pembuatan produk mineral bukan logam lain f.t.t.l. Industri lain	41 30	42 30	50 32	45 31
241 (24101 & 24102 & 24103 & 24104 & 24109)	Pembuatan besi dan keluli asas	183	187	212	208
242 (24201 & 24202 & 24209)	Pembuatan logam asas berharga dan logam bukan ferus lain	121	119	131	126
243	Pengacuan logam	35	35	36	36
251 & 252	Pembuatan produk struktur logam, tangki, takungan, penjana wap, senjata dan peluru	137	138	140	142
25113	Pembuatan pintu, tingkap dan bingkai, penutup tingkap & pintu pagar daripada logam	71	72	74	75
25119	Pembuatan produk struktur logam lain				
25120	Pembuatan tangki, takungan dan kontena daripada logam	51	51	51	51
	Industri lain	16	15	16	16
259	Pembuatan lain-lain produk yang direka daripada logam; aktiviti perkhidmatan kerja logam	329	332	355	347
25910	Tempaan, tekanan, hentakan dan bentuk gelekkan logam; serbuk metalurgi	63	63	71	65
25920	Rawatan dan penyalutan logam; menggunakan mesin	40	41	47	44
25991	Pembuatan tin untuk produk makanan dan minuman, tiub dan kotak boleh dilipat	37	40	41	38
25992	Pembuatan kabel, plaited bands (jalur/pita berpintal) dan artikel seumpamanya daripada logam				
25993	& Pembuatan bolt, skru, nat dan produk uliran seumpamanya	86	86	88	90
25994	Pembuatan barangan rumah daripada logam	5	5	5	5
25999	Pembuatan produk lain yang direka daripada logam f.t.t.l.	76	75	81	84
	Industri lain	21	21	22	22
261	Pembuatan komponen dan papan elektronik	961	974	1,124	1,058
26101	Pembuatan diod, transistor dan alatan semikonduktor &				
26102	Pembuatan litar elektronik bersepadu dengan pemasangan mikro	626	637	731	677
26103	Pembuatan kapasitor dan perintang elektrik &				
26104	Pembuatan papan litar bercetak	297	300	354	340
26105	& Pembuatan komponen paparan				
26109	Pembuatan komponen lain untuk aplikasi elektronik	37	37	38	41
262 (26201 & 26202)	Pembuatan komputer dan kelengkapan peranti	256	228	270	250
263/ 26300	Pembuatan peralatan komunikasi	55	65	63	65
264/ 26400	Pembuatan peralatan elektronik pengguna	104	102	106	115
265	Pembuatan kelengkapan mengukur, menguji, memandu arah dan kawalan; jam tangan dan jam	142	152	175	165
26511	Pembuatan kelengkapan mengukur, menguji, memandu arah dan kawalan &				
26512	Pembuatan kelengkapan kawalan proses perindustrian	130	138	159	149
26520	Pembuatan jam tangan dan jam dan bahagiannya	13	14	16	16
266/ 26600	Pembuatan peralatan penyinaran, perubatan elektro dan elektroterapeutik	60	60	50	58

2022						Group Description/Period
Feb.	Mac	Apr.	Mei	Jun	Jul.	
298	309	309	311	311	310	Manufacture of non-metallic mineral products n.e.c.
						Manufacture of refractory mortars and concretes
24	26	25	27	26	27	Manufacture of non-refractory ceramic
15	14	14	15	15	14	Manufacture of other porcelain and ceramic products
22	22	23	24	23	23	Manufacture of hydraulic cement
58	63	63	61	62	62	Manufacture of ready-mix and dry-mix concrete and mortars
						Manufacture of precast concrete, cement or artificial stone articles for use in construction
105	106	105	107	108	109	Manufacture of prefabricated structural components for building or civil engineering of cement, concrete or artificial stone
						Manufacture of other articles of concrete, cement and plaster n.e.c.
44	44	41	46	45	43	Manufacture of other non-metallic mineral products n.e.c.
31	34	39	33	32	33	Other industry
203	210	202	197	194	184	Manufacture of basic iron and steel
124	114	110	114	111	110	Manufacture of basic precious and other non-ferrous metals
36	36	34	34	33	34	Casting of metals
136	135	134	136	132	135	Manufacture of structural metal products, tanks, reservoirs, steam generators, weapons and ammunition
						Manufacture of metal doors, windows and their frames, shutters and gates
70	69	69	70	66	67	Manufacture of other structural metal products
51	50	49	50	50	51	Manufacture of tanks, reservoirs and containers of metal
16	16	16	16	16	16	Other industry
337	336	322	329	325	320	Manufacture of other fabricated metal products; metal working service activities
65	64	63	64	61	60	Forging, pressing, stamping and roll-forming of metal; powder metallurgy
45	43	42	44	44	41	Treatment and coating of metals; machining
37	38	36	36	37	37	Manufacture of fins and cans for food products, collapsible tubes and boxes
						Manufacture of metal cable, plaited bands and similar articles
87	87	76	84	83	84	Manufacture of bolts, screws, nuts and similar threaded products
5	5	5	6	6	6	Manufacture of metal household articles
81	82	81	82	80	79	Manufacture of any other fabricated metal products n.e.c.
17	17	18	13	13	13	Other industry
1,099	1,027	1,015	1,007	1,002	958	Manufacture of electronic components and boards
						Manufacture of diodes, transistors and similar semiconductor devices
689	661	656	650	667	623	Manufacture of electronic integrated circuits micro assemblies
						Manufacture of electrical capacitors and resistors
370	323	317	316	297	298	Manufacture of printed circuit boards
						Manufacture of display components
40	43	42	41	38	38	Manufacture of other components for electronic applications
241	251	243	249	248	235	Manufacture of computers and peripheral equipment
64	65	73	61	62	61	Manufacture of communication equipment
109	106	108	107	111	107	Manufacture of consumer electronics
168	188	179	193	211	202	Manufacture of measuring, testing, navigating and control equipment; watches and clocks
						Manufacture of measuring, testing, navigating and control equipment
154	174	166	179	197	188	Manufacture of industrial process control equipment
14	14	13	14	14	14	Manufacture of watches and clocks and parts
58	62	61	62	63	62	Manufacture of irradiation, electromedical and electrotherapeutic equipment

Kod Kumpulan Group code	Keterangan Kumpulan/Tempoh	2019	2020	2021	2021				2022	
					Q1	Q2	Q3	Q4	Q1	Q2
267 (26701 & 26702) & 268 (26800)	Pembuatan peralatan optikal, kelengkapan fotografi, media magnetik dan optikal	408	393	395	104	96	93	102	121	130
271	Pembuatan motor elektrik, penjana, transformer dan perkakasan pengagihan dan pengawalan elektrik	1,309	1,314	1,298	338	294	321	345	328	289
	27101 Pembuatan motor elektrik, penjana dan transformer	464	437	450	100	109	120	122	113	118
	27102 Pembuatan perkakasan pengagihan dan pengawalan	844	877	847	238	185	201	223	215	171
272/ 27200	Pembuatan bateri dan akumulator	404	423	438	97	105	120	116	117	114
273	Pembuatan pendawaian dan peranti pendawaian	884	883	1,003	244	239	249	272	273	273
	27310 Pembuatan kabel gentian optikal	70	68	67	12	13	17	25	18	18
	27320 Pembuatan wayar dan kabel elektronik dan elektrik lain	776	780	898	223	216	222	237	244	245
	27330 Pembuatan alatan pendawaian pembawa dan bukan pembawa arus untuk litar elektrik (tanpa mengira jenis bahan)	37	35	38	9	9	10	10	11	10
274/ 27400	Pembuatan kelengkapan pencahayaan elektrik	145	153	221	46	52	61	61	62	55
275/ 27500	Pembuatan perkakasan domestik	624	694	574	181	149	128	116	124	118
279/ 27900	Pembuatan kelengkapan elektrik lain	278	283	299	70	72	73	84	89	91
281 & 282	Pembuatan jentera kegunaan umum dan kegunaan khas	4,219	4,167	4,292	1,110	1,039	1,032	1,112	1,123	1,070
	28120 Pembuatan alat-alat kuasa bendalir &									
	28130 Pembuatan pam, pemampat, kepala paip dan injap lain	384	341	340	87	81	81	90	84	83
	28180 Pembuatan alatan tangan yang menggunakan kuasa dilengkapkan dengan motor elektrik atau bukan motor elektrik atau pneumatik &	756	796	918	235	214	220	249	229	220
	28220 Pembuatan jentera pembentukan logam dan alatan mesin									
	28192 Pembuatan mesin penyaman udara, termasuk untuk kenderaan bermotor	637	703	689	174	167	175	173	180	172
	28290 Pembuatan lain-lain mesin bertujuan khas f.t.t.l. Industri lain	683	548	554	145	137	129	144	149	129
		1,758	1,779	1,790	468	440	427	456	482	466
291 (29101 & 29102)	Pembuatan kenderaan bermotor	1,174	1,031	1,057	257	261	252	287	286	290
292/ 29200	Pembuatan kerangka (coachwork) untuk kenderaan bermotor; pembuatan treler dan semi treler	303	260	283	66	71	71	75	77	87
293/ 29300	Pembuatan alat ganti dan aksesori untuk kenderaan bermotor	2,279	2,127	2,071	542	526	481	523	509	512
301 (30110 & 30120)	Pembinaan kapal dan bot	324	299	285	80	72	66	67	74	70
302, 303, 304 & 309	Pembuatan lokomotif keretapi, rolling stock, kapal angkasa dan udara, jentera berkaitan, kenderaan tempur ketenteraan, dan kelengkapan pengangkutan f.t.t.l.	937	802	810	208	205	194	204	215	219
	30910 Pembuatan motosikal	504	436	482	120	122	116	125	134	139
	30920 Pembuatan basikal dan invalid carriages	138	138	132	37	34	31	30	30	29
	Industri lain	296	228	195	51	49	46	49	51	51
310	Pembuatan perabot	2,339	2,368	2,425	617	578	586	643	658	629
	31001 Pembuatan perabot kayu dan rotan	1,717	1,784	1,852	466	436	450	501	517	493
	Industri lain	622	584	573	151	142	136	143	141	136
321 (32110 & 32120)	Pembuatan barang kemas, bijouterie dan artikel berkaitan	233	242	250	66	60	57	67	68	63
322, 325 & 329	Pembuatan instrumen muzik, peralatan dan bekalan perubatan dan pergigian dan pembuatan lain f.t.t.l.	642	668	721	183	177	177	184	185	180
	32901 Pembuatan alat tulis	170	151	151	38	37	37	39	39	39
	Industri lain	473	517	570	146	140	140	145	146	141
323/ 32300	Pembuatan barangan sukan	65	66	71	18	17	17	18	18	17
324/ 32400	Pembuatan permainan dan mainan	177	184	184	34	36	52	62	54	54
331 & 332	Pembaikan pemasangan produk logam, jentera, kelengkapan dan pemasangan jentera perindustrian dan kelengkapan	1,336	1,240	1,260	322	309	298	330	334	331
	33150 Pembaikan dan penyelenggaraan kelengkapan pengangkutan kecuali motosikal dan basikal	306	285	268	71	65	64	67	69	68
	Industri lain	1,030	954	992	251	244	234	264	265	263
Jumlah Pembuatan		88,206	87,194	89,830	22,584	22,162	21,904	23,180	23,513	23,318

2021		2022		2021							Group Description/Period
(Jan. - Jul.)	(Jan. - Jul.)	Jan.	Feb.	Mar.	Apr.	Mei	Jun	Jul.	Ogo.	Sep.	
230	294	34	34	35	32	32	32	30	31	32	Manufacture of optical instruments, photographic equipment, magnetic and optical media
735	719	118	114	106	89	100	104	104	107	110	Manufacture of electric motors, generators, transformers and electricity distribution and control apparatus
248	271	36	33	32	34	36	39	39	40	40	Manufacture of electric motors, generators and transformers
487	448	82	82	74	56	64	65	65	67	70	Manufacture of electricity distribution and control apparatus
240	270	37	30	30	30	36	38	38	42	40	Manufacture of batteries and accumulators
563	642	84	84	76	76	80	82	81	82	86	Manufacture of wiring and wiring devices
30	44	4	4	4	4	5	5	5	5	8	Manufacture of fibre optic cables
512	574	77	77	69	70	73	74	73	74	75	Manufacture of other electronic and electric wires and cables
											Manufacture of current-carrying and non current-carrying wiring devices for electrical circuits regardless of material
21	23	3	3	3	3	3	4	3	3	3	
119	138	16	15	15	16	17	20	20	20	20	Manufacture of electric lighting equipment
377	281	60	60	60	44	54	51	47	43	37	Manufacture of domestic appliances
166	211	24	24	22	24	24	23	23	24	26	Manufacture of other electrical equipment
2,485	2,546	379	379	352	349	349	340	336	345	350	Manufacture of general-purpose and special-purpose machinery
											Manufacture of fluid power equipment
195	195	29	29	29	28	27	26	26	27	28	Manufacture of other pumps, compressors, taps and valves
											Manufacture of power-driven hand tools with self-contained electric or non-electric motor or pneumatic drives
520	522	83	81	71	72	71	71	71	71	78	Manufacture of metal-forming machinery and machine tools
											Manufacture of air-conditioning machines, including for motor vehicles
397	413	58	58	58	53	57	57	55	62	58	
325	316	50	50	45	49	45	43	43	43	43	Manufacture of other special-purpose machinery n.e.c.
1,048	1,099	158	161	149	148	149	142	141	142	144	Other industry
600	668	87	89	82	88	88	85	82	83	87	Manufacture of motor vehicles
160	192	21	21	24	24	24	23	23	23	25	Manufacture of bodies (coachwork) for motor vehicles; manufacture of trailers and semi-trailers
1,222	1,183	180	184	178	186	172	167	155	158	168	Manufacture of parts and accessories for motor vehicles
174	167	25	25	30	25	24	23	22	22	22	Building of ships and boats
476	505	68	69	71	71	70	64	64	63	67	Manufacture of railway locomotives, rolling stock, air and spacecraft, related machinery, military fighting vehicles and transport equipment n.e.c
280	317	38	39	42	42	41	38	39	37	40	Manufacture of motorcycles
80	69	13	12	12	12	12	10	9	11	11	Manufacture of bicycles and invalid carriages
115	119	17	17	17	17	17	15	16	15	16	Other industry
1,381	1,490	208	207	201	194	197	187	185	187	214	Manufacture of furniture
1,043	1,171	158	157	151	146	148	143	141	142	166	Manufacture of wooden and cane furniture
337	318	51	50	50	49	49	45	44	45	48	Other industry
145	151	23	22	21	21	20	19	19	18	20	Manufacture of jewellery, bijouterie and related articles
420	426	61	62	61	59	59	59	59	59	59	Manufacture of musical instruments, medical and dental instruments and supplies and other manufacturing n.e.c.
87	91	13	13	13	13	13	12	12	12	13	Manufacture of stationery
332	335	48	49	48	47	46	47	47	46	47	Other industry
41	41	6	6	6	6	6	6	5	6	6	Manufacture of sports goods
85	128	11	11	11	11	11	14	15	18	19	Manufacture of games and toys
730	769	107	107	108	109	103	97	99	99	101	Repair of fabricated metal products, machinery and equipment and installation of industrial machinery and equipment
158	157	24	24	24	23	22	21	21	21	22	Repair and maintenance of transport equipment except motorcycles and bicycles
572	612	83	83	84	86	81	76	77	78	79	Other industry
51,941	54,540	7,558	7,512	7,514	7,386	7,416	7,360	7,195	7,231	7,479	Total Manufacturing

Kod Kumpulan Group code	Keterangan Kumpulan/Tempoh				
		Okt.	Nov.	Dis.	Jan.
267 (26701 & 26702) & 268 (26800)	Pembuatan peralatan optikal, kelengkapan fotografi, media magnetik dan optikal	32	33	37	35
271	Pembuatan motor elektrik, penjana, transformer dan perkakasan pengagihan dan pengawalan elektrik	111	113	122	115
	27101 Pembuatan motor elektrik, penjana dan transformer	40	40	42	40
	27102 Pembuatan perkakasan pengagihan dan pengawalan elektrik	70	73	80	75
272/ 27200	Pembuatan bateri dan akumulator	40	38	38	39
273	Pembuatan pendawaian dan peranti pendawaian	88	85	99	93
	27310 Pembuatan kabel gentian optikal	8	8	9	6
	27320 Pembuatan wayar dan kabel elektronik dan elektrik lain	77	74	86	83
	27330 Pembuatan alatan pendawaian pembawa dan bukan pembawa arus untuk litar elektrik (tanpa mengira jenis bahan)	3	3	3	3
274/ 27400	Pembuatan kelengkapan pencahayaan elektrik	20	20	21	23
275/ 27500	Pembuatan perkakasan domestik	38	38	40	42
279/ 27900	Pembuatan kelengkapan elektrik lain	26	26	32	30
281 & 282	Pembuatan jentera kegunaan umum dan kegunaan khas	355	361	395	386
	28120 Pembuatan alat-alat kuasa bendalir &				
	28130 Pembuatan pam, pemampat, kepala paip dan injap lain	27	28	36	29
	28180 Pembuatan alatan tangan yang menggunakan kuasa dilengkapkan dengan motor elektrik atau bukan motor elektrik atau pneumatik &	78	83	89	77
	28220 Pembuatan jentera pembentukan logam dan alatan mesin				
	28192 Pembuatan mesin penyaman udara, termasuk untuk kenderaan bermotor	58	58	57	57
	28290 Pembuatan lain-lain mesin bertujuan khas f.t.t.l. Industri lain	44 148	44 148	55 159	53 171
291 (29101 & 29102)	Pembuatan kenderaan bermotor	90	93	104	96
292/ 29200	Pembuatan kerangka (coachwork) untuk kenderaan bermotor; pembuatan treler dan semi treler	25	25	25	24
293/ 29300	Pembuatan alat ganti dan aksesori untuk kenderaan bermotor	169	170	184	169
301 (30110 & 30120)	Pembinaan kapal dan bot	22	22	23	23
302, 303, 304 & 309	Pembuatan lokomotif keretapi, rolling stock, kapal angkasa dan udara, jentera berkaitan, kenderaan tempur ketenteraan, dan kelengkapan pengangkutan f.t.t.l.	68	69	67	69
	30910 Pembuatan motosikal	41	43	41	43
	30920 Pembuatan basikal dan invalid carriages Industri lain	11 16	10 16	9 16	10 17
310	Pembuatan perabot	213	213	218	222
	31001 Pembuatan perabot kayu dan rotan Industri lain	165 47	165 48	170 47	175 48
321 (32110 & 32120)	Pembuatan barang kemas, bijouterie dan artikel berkaitan	20	21	26	24
322, 325 & 329	Pembuatan instrumen muzik, peralatan dan bekalan perubatan dan pergigian dan pembuatan lain f.t.t.l.	60	60	63	62
	32901 Pembuatan alat tulis Industri lain	13 47	13 48	13 50	13 49
323/ 32300	Pembuatan barangan sukan	6	6	6	6
324/ 32400	Pembuatan permainan dan mainan	19	19	23	18
331 & 332	Pembaikan pemasangan produk logam, jentera, kelengkapan dan pemasangan jentera perindustrian dan kelengkapan	107	112	111	111
	33150 Pembaikan dan penyelenggaraan kelengkapan pengangkutan kecuali motosikal dan basikal Industri lain	21 86	23 89	22 89	22 89
Jumlah Pembuatan		7,523	7,536	8,122	7,865

2022						Group Description/Period
Feb.	Mac	Apr.	Mei	Jun	Jul.	
35	50	43	42	45	43	Manufacture of optical instruments, photographic equipment, magnetic and optical media
110	102	90	98	101	103	Manufacture of electric motors, generators, transformers and electricity distribution and control apparatus
37	36	37	40	41	41	Manufacture of electric motors, generators and transformers
74	67	53	58	60	62	Manufacture of electricity distribution and control apparatus
40	38	36	39	38	39	Manufacture of batteries and accumulators
91	89	86	93	94	95	Manufacture of wiring and wiring devices
6	6	6	6	6	7	Manufacture of fibre optic cables
81	80	77	83	85	85	Manufacture of other electronic and electric wires and cables
						Manufacture of current-carrying and non current-carrying wiring devices for electrical circuits regardless of material
4	3	3	3	3	3	
21	18	17	18	21	21	Manufacture of electric lighting equipment
41	40	33	43	43	39	Manufacture of domestic appliances
29	30	30	30	31	31	Manufacture of other electrical equipment
383	354	359	359	351	353	Manufacture of general-purpose and special-purpose machinery
						Manufacture of fluid power equipment
27	28	28	28	27	28	Manufacture of other pumps, compressors, taps and valves
						Manufacture of power-driven hand tools with self-contained electric or non-electric motor or pneumatic drives
81	70	73	74	73	74	Manufacture of metal-forming machinery and machine tools
						Manufacture of air-conditioning machines, including for motor vehicles
60	63	57	58	58	61	Manufacture of other special-purpose machinery n.e.c.
53	43	46	42	41	39	Other industry
161	150	156	158	152	152	
98	91	97	97	97	92	Manufacture of motor vehicles
25	28	29	29	29	29	Manufacture of bodies (coachwork) for motor vehicles; manufacture of trailers and semi-trailers
173	168	174	168	170	162	Manufacture of parts and accessories for motor vehicles
23	28	24	23	23	22	Building of ships and boats
72	74	73	74	72	71	Manufacture of railway locomotives, rolling stock, air and spacecraft, related machinery, military fighting vehicles and transport equipment n.e.c
44	47	46	47	45	44	Manufacture of motorcycles
10	10	10	10	10	10	Manufacture of bicycles and invalid carriages
18	17	17	17	17	17	Other industry
218	217	211	212	205	203	Manufacture of furniture
171	171	165	167	161	161	Manufacture of wooden and cane furniture
47	46	46	46	44	42	Other industry
23	21	21	21	21	21	Manufacture of jewellery, bijouterie and related articles
62	61	60	60	61	60	Manufacture of musical instruments, medical and dental instruments and supplies and other manufacturing n.e.c.
13	13	13	13	13	13	Manufacture of stationery
49	48	47	47	48	47	Other industry
6	6	6	6	6	6	Manufacture of sports goods
18	18	18	18	19	20	Manufacture of games and toys
110	113	115	110	106	104	Repair of fabricated metal products, machinery and equipment and installation of industrial machinery and equipment
23	24	24	22	22	20	Repair and maintenance of transport equipment except motorcycles and bicycles
87	89	91	87	84	84	Other industry
7,805	7,843	7,715	7,787	7,816	7,709	Total Manufacturing

Jadual Table 1.6b : Gaji dan Upah yang Dibayar Sektor Pembuatan Mengikut Kumpulan: Perubahan Peratusan Tahunan
Salaries and Wages Paid of Manufacturing Sector by Group: Annual Percentage Change

Kod Kumpulan Group code	Keterangan Kumpulan/Tempoh	2020	2021	2021				2022		2021			2022		
				Q1	Q2	Q3	Q4	Q1	Q2	(Jan. - Jul.)	(Jan. - Jul.)	Jan.	Feb.	Mac	
101	Pemprosesan dan pengawetan daging	-4.8	3.6	-4.6	8.1	7.0	4.8	-0.4	-2.2	2.2	-1.1	-1.7	-7.5	-4.5	
102	Pemprosesan dan pengawetan ikan, krustasea dan moluska	11.1	2.8	7.5	9.1	-1.4	-3.3	-5.1	-4.3	7.2	-4.4	8.9	6.1	7.5	
	10201 Pengetinan ikan, krustasea dan moluska														
	10202 Pemprosesan dan pengawetan ikan, krustasea dan moluska	13.6	2.4	8.2	8.8	-1.8	-4.9	-6.6	-6.4	7.4	-6.2	10.2	6.8	7.6	
	Industri lain	1.6	4.6	4.5	10.5	0.5	3.7	1.6	5.0	6.5	3.4	3.6	3.1	6.8	
103	Pemprosesan dan pengawetan buah-buahan dan sayur - sayuran	10.4	4.5	9.7	5.2	3.6	-0.3	3.1	5.3	7.6	4.7	5.7	10.6	13.0	
	10303 Pengetinan nanas	4.0	-17.2	12.8	3.4	-33.2	-47.4	-46.9	-41.9	5.7	-43.3	23.9	9.2	6.0	
	10304 Pembuatan jem, marmalad dan sajian jeli														
	Industri lain	11.2	7.1	9.3	5.4	8.4	5.5	8.9	10.7	7.8	10.2	3.8	10.8	13.9	
104	Pembuatan minyak dan lemak daripada sayuran dan haiwan	2.3	-0.1	-4.0	-0.3	-0.3	4.5	5.8	5.2	-1.2	5.5	-5.4	-5.4	-1.2	
	10404 Pembuatan minyak sayuran mentah dan bertapis														
	10406 Pembuatan sebatian lemak masakan	0.1	5.6	0.1	13.8	5.8	3.5	3.2	7.2	6.2	6.5	-1.1	-1.8	3.2	
	10405 Pembuatan minyak kelapa	-8.9	-19.0	-18.8	-10.3	-25.3	-22.3	-15.3	-6.2	-16.6	-8.4	-20.3	-18.8	-17.3	
	Industri lain	3.0	0.4	-3.5	-0.9	0.3	5.7	7.0	5.6	-0.9	6.0	-4.9	-5.0	-0.6	
105	Pembuatan produk tenusu	2.8	9.9	3.3	14.7	19.2	3.9	11.4	11.0	10.0	10.9	0.6	2.0	7.4	
	10502 Pembuatan susu pekat, tepung dan sejat	2.2	11.7	4.3	17.1	22.9	4.8	12.5	12.3	12.1	12.1	1.8	3.1	8.3	
	Industri lain	6.4	-1.7	-3.6	1.0	-2.0	-2.5	3.9	2.3	-2.2	2.7	-6.8	-5.7	2.1	
106	Pembuatan produk bijian, kanji dan produk berkanji	2.1	5.3	3.6	11.9	4.1	2.2	0.7	1.9	7.4	1.4	8.3	0.4	2.3	
	10611 Pengilangan beras	10.7	1.9	-1.7	-1.3	4.4	6.6	2.6	3.2	-0.8	2.8	3.8	-5.6	-3.0	
	10613 Pengilangan tepung	-6.1	8.8	9.5	30.2	3.1	-2.6	-1.2	1.6	17.3	0.5	13.9	6.8	8.2	
	Industri lain	0.3	7.3	4.9	10.0	9.2	5.2	0.04	-4.6	8.7	-2.9	6.0	4.6	4.1	
107	Pembuatan produk makanan lain	0.2	2.6	-1.2	-0.2	1.7	10.2	8.5	9.5	-0.7	9.3	-2.0	-1.9	0.5	
	10711 Pembuatan biskut dan cookies	1.4	6.0	5.2	0.2	4.9	13.6	17.1	23.3	2.4	20.0	4.2	3.4	8.0	
	10712 Pembuatan roti, kek dan produk bakeri lain	1.3	-6.8	-12.2	-9.9	-5.3	0.8	-3.9	-1.8	-10.5	-2.6	-14.5	-11.7	-10.5	
	10713 Pembuatan produk snek	-5.3	7.4	1.5	9.1	8.8	10.6	9.8	10.6	5.1	11.3	-0.4	-2.2	7.4	
	10721 Pembuatan gula	-28.7	-9.9	-26.5	-14.5	2.3	7.0	16.0	14.0	-18.2	13.9	-29.0	-32.3	-16.6	
	10731 Pembuatan produk koko	-14.1	-16.2	-31.0	-23.9	-18.3	21.8	27.8	9.3	-26.6	17.2	-35.6	-30.4	-26.6	
	10732 Pembuatan coklat dan produk coklat														
	10733 Pembuatan konfeksi gula	-6.8	-1.6	-9.0	-4.4	-0.1	8.7	14.7	13.4	-6.2	14.7	-8.0	-12.3	-6.7	
	10793 Pembuatan sos dan bahan perasa	-3.1	4.8	-1.7	-2.2	2.6	21.7	5.2	7.2	-3.1	7.1	2.5	2.4	-9.3	
	10799 Pembuatan produk makanan lain f.t.t.l.	4.2	17.7	17.2	19.1	11.4	23.3	23.7	21.3	17.6	22.7	15.7	16.2	19.8	
	Industri lain	8.1	8.6	11.5	7.9	5.2	9.8	8.3	10.2	8.9	9.6	10.8	10.1	13.6	
108/10800	Pembuatan makanan haiwan tersedia	8.5	3.3	-2.2	4.8	6.6	4.4	1.8	1.6	2.6	1.0	-8.7	-2.8	6.1	
110	Pembuatan minuman ringan	-12.5	-5.4	-16.6	-0.05	-2.8	0.5	1.0	5.5	-8.9	3.9	-18.1	-17.6	-14.0	
	11041 Pembuatan minuman ringan	-9.8	-3.4	-14.2	1.3	-1.2	2.5	4.9	10.1	-6.6	7.8	-12.5	-13.0	-17.3	
	11042 Pengeluaran air mineral semulajadi dan minuman lain yang dibotolkan	-15.1	-0.3	-13.3	10.5	1.7	4.0	0.8	-1.2	-3.0	0.4	-22.7	-20.3	8.8	
	Industri lain	-22.0	-30.6	-36.9	-31.8	-26.6	-23.4	-26.8	-12.5	-35.6	-17.3	-37.9	-37.3	-35.5	
120/12000	Pembuatan produk tembakau	-27.6	-2.4	-18.7	16.7	1.7	0.4	0.8	1.8	-4.7	1.7	-20.5	-17.1	-18.7	
131	Pemintalan, penenunan dan penyiapan tekstil	-6.2	-2.2	-8.4	2.2	-5.4	3.6	6.6	7.1	-3.6	7.2	-9.4	-8.3	-7.6	
	13110 Penyediaan dan pemintalan gentian tekstil														
	13120 Penenunan tekstil	-3.5	-0.4	-3.9	8.7	-6.7	1.4	5.5	4.0	1.2	4.7	-4.5	-4.1	-3.2	
	13132 Pewarnaan, pelunturan, percetakan dan penyiapan akhir benang dan fabrik	-9.4	-6.5	-17.5	-13.4	-1.7	9.3	10.0	14.4	-14.5	13.1	-19.5	-16.4	-16.6	
	Industri lain	-29.0	3.9	-8.1	79.7	-12.8	-5.2	-0.3	5.8	11.0	5.5	-8.9	-12.3	-2.6	
139	Pembuatan tekstil lain	0.8	1.0	-1.1	4.5	-1.3	2.2	-3.2	-3.8	0.8	-3.1	-3.9	0.4	0.5	
	13910 Pembuatan fabrik dikait dan dikrusye	-8.8	-4.1	-15.1	1.5	-4.7	3.1	-4.0	-14.0	-7.4	-10.0	-20.6	-12.7	-11.5	
	Industri lain	6.9	3.8	7.3	6.0	0.5	1.7	-2.8	1.3	5.5	0.3	6.5	8.1	7.4	
141	Pembuatan pakaian, kecuali pakaian berbulu	-17.0	-15.7	-26.9	-17.2	-13.0	-2.0	3.8	5.8	-21.8	5.0	-26.1	-27.3	-27.5	
	14102 Pembuatan pakaian	-22.0	-19.4	-35.1	-23.0	-11.1	-0.8	2.4	3.4	-28.2	2.6	-32.8	-36.1	-36.6	
	Industri lain	-0.2	-6.0	-0.2	-1.4	-17.3	-4.7	6.9	10.7	-3.1	10.3	-5.2	1.7	3.5	
142 & 143	Pembuatan artikel daripada kulit bulu dan pakaian yang dikait dan dikrusye	-15.3	-16.1	-22.6	-9.6	-17.4	-13.3	-3.8	2.7	-15.6	0.6	-20.9	-28.3	-18.3	
151 (15110 & 15120)	Penyamakan dan pembersihan kulit, pembuatan begasi, beg tangan, pelana dan abah-abah pembersihan dan pewarnaan bulu	-24.7	-0.3	-10.0	14.3	-2.9	0.7	-0.5	-0.9	-0.9	0.2	-24.6	-0.5	-0.2	
152	Pembuatan kasut	-1.6	-2.3	-13.7	4.5	-2.3	4.8	5.9	9.6	-6.4	8.6	-1.7	-19.3	-18.6	
	15201 Pembuatan kasut kulit														
	15203 Pembuatan kasut getah	2.7	-2.1	-14.2	5.4	-2.8	6.1	6.9	12.0	-6.5	10.5	8.3	-22.8	-22.8	
	Industri lain	-10.8	-3.0	-12.7	2.3	-1.0	1.6	3.5	4.0	-5.9	3.8	-20.7	-9.4	-6.6	
161/16100	Pengilangan dan pengetaman kayu	0.4	-1.3	2.6	4.3	-6.1	-5.0	-1.5	-0.5	1.9	-1.7	3.8	3.8	0.3	

2021																2022																Group Description/Period
Apr.	Mei	Jun	Jul.	Ogo.	Sep.	Okt.	Nov.	Dis.	Jan.	Feb.	Mac	Apr.	Mei	Jun	Jul.	Apr.	Mei	Jun	Jul.													
6.9	9.0	8.4	7.6	7.9	5.7	5.7	4.3	4.4	4.6	-1.0	-4.8	-4.1	-1.3	-1.1	0.01	Processing and preserving of meat																
10.9	9.3	7.2	1.0	-3.3	-1.8	-3.7	-4.4	-1.9	-4.9	-4.4	-5.9	-4.5	-5.0	-3.3	-3.0	Processing and preserving of fish, crustaceans and molluscs																
																Canning of fish, crustaceans and molluscs																
10.7	8.6	7.1	0.9	-4.5	-1.8	-5.1	-5.9	-3.8	-6.2	-5.8	-7.9	-6.4	-7.7	-5.0	-4.7	Processing, curing and preserving of fish, crustacean and molluscs																
11.6	12.7	7.4	1.6	1.6	-1.6	2.2	2.1	6.7	0.4	1.5	2.9	3.5	7.1	4.5	4.2	Other industry																
-0.3	6.3	10.2	9.0	0.2	1.7	0.1	-0.4	-0.5	2.1	3.5	3.7	3.7	6.3	6.1	7.3	Processing and preserving of fruits and vegetable																
																Pineapple canning																
10.2	-1.0	1.9	-5.5	-50.0	-46.0	-45.6	-46.8	-49.4	-51.1	-45.6	-43.8	-44.7	-41.5	-39.7	-36.8	Manufacture of jams, marmalades and table jellies																
																Other industry																
-1.3	7.2	11.2	11.0	6.7	7.4	5.5	5.0	5.9	8.4	9.5	8.8	8.9	11.7	11.4	12.4	Manufacture of vegetable and animal oils and fats																
-1.1	-0.4	0.6	5.3	-6.1	-0.2	3.6	4.1	5.7	6.4	6.5	4.5	2.9	4.9	8.0	5.4	Manufacture of crude and refined vegetable oil																
21.2	12.3	8.6	4.3	7.7	5.6	4.1	3.5	3.0	3.0	3.5	3.1	3.6	7.1	11.1	14.5	Manufacture of compound cooking fats																
-0.7	-5.4	-24.3	-28.0	-28.2	-19.1	-21.3	-21.3	-24.3	-15.6	-14.0	-16.3	-13.6	-12.6	11.3	11.1	Manufacture of coconut oil																
-2.6	-1.1	1.2	6.9	-6.1	0.2	4.7	5.3	7.2	7.7	7.7	5.6	3.6	5.5	7.6	4.5	Other industry																
12.6	13.8	18.1	18.3	20.1	19.2	0.03	1.4	10.3	11.7	12.2	10.4	11.3	12.6	9.0	9.0	Manufacture of dairy products																
14.3	15.7	21.6	23.0	23.5	22.1	0.3	2.1	12.2	12.6	13.4	11.4	12.6	14.3	9.9	10.2	Manufacture of condensed, powdered and evaporated milk																
2.3	1.9	-1.2	-7.8	0.2	1.8	-2.1	-3.6	-1.8	5.2	3.1	3.3	2.5	1.2	3.3	-0.2	Other industry																
8.0	12.1	15.8	6.7	3.8	2.0	3.5	1.8	1.4	1.7	-0.2	0.6	3.9	0.3	1.5	1.8	Manufacture of grain mill products, starches and starch products																
																Rice milling																
-3.9	0.1	0.2	3.6	4.2	5.4	9.2	6.3	4.2	3.7	1.9	2.1	3.7	1.1	5.0	2.2	Flour milling																
24.1	29.6	37.7	8.6	3.2	-2.1	-2.8	-3.4	-1.7	-0.3	-2.6	-0.6	4.9	0.3	-0.4	2.6	Other industry																
8.3	6.6	15.4	17.1	4.5	5.9	6.1	5.1	4.4	0.4	1.4	-1.7	-0.6	-4.6	-8.7	-6.3																	
1.6	0.03	-2.1	-0.5	0.4	5.3	10.3	11.0	9.3	8.3	7.3	9.9	7.1	8.4	13.1	11.4	Manufacture of other food products																
1.3	0.9	-1.7	1.3	4.4	8.9	12.4	15.6	12.7	17.6	16.0	17.5	20.6	22.9	26.4	19.3	Manufacture of biscuits and cookies																
-13.5	-7.8	-8.4	-6.7	-5.1	-4.0	1.0	2.8	-1.3	-1.6	-5.2	-4.8	-3.3	-2.2	0.2	-1.0	Manufacture of bread, cakes and other bakery products																
11.5	8.5	7.3	4.6	9.3	12.6	6.4	12.9	13.4	7.8	8.2	6.4	8.6	16.9	18.1	Manufacture of snack products																	
-14.1	-12.2	-17.1	5.4	-0.1	1.9	1.8	8.7	10.5	4.4	19.2	25.3	12.6	16.9	12.4	6.8	Manufacture of sugar																
-12.3	-36.5	-22.0	-20.9	-20.1	-13.9	21.3	20.8	23.0	35.0	20.3	28.6	6.6	10.9	11.3	12.4	Manufacture of cocoa products																
																Manufacture of chocolate and chocolate products																
-4.7	-4.9	-3.6	-2.3	-2.4	4.6	8.2	8.1	9.7	10.0	12.6	21.0	10.7	11.7	17.9	19.0	Manufacture of sugar confectionery																
2.1	-0.1	-8.3	-9.9	-2.2	20.2	24.7	27.7	13.5	4.1	3.1	8.6	2.6	4.3	15.1	12.7	Manufacture of sauces and condiments																
26.8	21.2	10.2	14.4	8.4	11.6	24.4	24.0	21.7	22.6	23.5	25.1	17.8	18.1	28.4	23.8	Manufacture of other food products n.e.c.																
13.5	6.7	3.9	4.4	4.1	7.2	9.9	9.3	10.3	7.4	7.8	9.8	8.4	9.8	12.4	11.5	Other industry																
3.6	4.4	6.4	11.3	3.5	5.1	5.7	5.5	2.4	2.1	1.7	1.5	1.1	1.7	2.1	-3.2	Manufacture of prepared animal feeds																
-0.1	0.2	-0.2	-5.6	-3.2	0.4	0.6	0.8	0.1	-0.04	2.0	1.2	2.5	5.6	8.9	8.8	Manufacture of beverages																
-0.2	1.5	2.8	-1.7	-2.0	0.1	2.2	2.5	2.7	2.5	4.7	7.6	9.3	9.6	11.5	10.2	Manufacture of soft drinks																
17.8	8.8	4.6	-1.9	1.4	5.7	3.3	3.9	4.8	2.4	2.9	-2.6	-3.8	-1.1	1.7	4.5	Production of natural mineral waters and other bottled waters																
-31.5	-30.3	-34.1	-41.7	-24.2	-12.4	-19.1	-21.3	-28.8	-26.1	-21.9	-32.2	-29.3	-9.6	10.7	11.3	Other industry																
17.9	17.6	14.5	2.3	1.2	1.5	0.2	0.1	0.9	1.3	0.9	0.3	0.5	0.2	4.8	4.9	Manufacture of tobacco products																
4.6	5.6	-3.3	-4.9	-6.5	-4.9	-0.5	5.3	5.9	6.0	6.4	7.5	5.8	5.6	9.9	9.1	Spinning, weaving and finishing of textiles																
																Preparation and spinning of textile fibres																
8.8	14.9	2.9	-2.9	-10.2	-6.9	-2.0	3.0	3.3	3.5	5.4	7.5	4.4	1.7	6.1	4.7	Weaving of textiles																
-9.5	-16.5	-14.2	-7.0	2.0	-0.1	3.8	11.7	12.1	12.5	9.3	8.2	9.4	15.5	18.6	18.7	Dyeing, bleaching, printing and finishing of yarns and fabrics																
311.4	234.1	-20.1	-31.4	-2.9	-3.8	-6.7	-6.2	-2.6	-0.1	-0.002	-0.7	1.2	2.5	15.6	28.7	Other industry																
17.0	4.2	-5.5	-3.6	-0.4	-0.01	1.4	2.4	2.8	-1.2	-2.5	-5.9	-4.6	-4.7	-2.2	-0.8	Manufacture of other textiles																
16.6	-0.3	-7.8	-7.4	-3.8	-2.9	1.2	3.5	4.8	-1.3	-1.0	-9.8	-10.5	-15.5	-15.8	-15.1	Manufacture of knitted and crocheted fabrics																
17.1	6.7	-4.3	-1.6	1.5	1.6	1.5	1.8	1.8	-1.2	-3.3	-4.0	-1.8	0.8	5.1	6.7	Other industry																
-10.0	-15.1	-26.4	-16.6	-10.4	-11.6	-10.6	1.8	2.4	3.3	4.2	4.1	2.9	2.4	13.2	6.5	Manufacture of wearing apparel, except fur																
-18.8	-19.7	-30.7	-16.4	-7.3	-9.1	-7.9	3.2	2.1	1.8	2.7	2.7	1.1	-1.3	12.1	0.6	Manufacture of clothings																
16.2	-2.2	-15.6	-17.1	-17.3	-17.4	-16.6	-1.3	3.2	6.5	7.2	7.0	6.7	10.7	15.5	21.0	Other industry																
-8.6	-5.4	-14.8	-7.4	-23.6	-21.0	-23.7	-8.3	-8.0	-1.1	-6.9	-3.6	-4.1	2.2	10.5	8.5	Manufacture of articles of fur, knitted and crocheted apparel																
																Tanning and dressing of leather; manufacture of luggage, handbags, saddlery and harness; dressing and dyeing of fur																
18.7	22.0	3.3	-9.6	-0.8	1.4	3.0	3.0	-3.5	1.9	-1.3	-2.1	-2.7	-2.2	2.5	6.8																	
14.3	11.1	-10.0	-10.0	0.8	2.5	4.2	3.8	6.6	3.4	7.4	7.1	6.9	8.8	13.6	14.6	Manufacture of footwear																
																Manufacture of leather footwear																
17.3	13.6	-11.4	-11.8	1.8	1.9	4.6	4.6	9.1	3.7	9.0	8.3	8.2	11.9	16.4	18.9	Manufacture of rubber footwear																
																Other industry																
7.7	5.6	-6.2	-5.6	-1.5	4.0	3.0	1.7	0.3	2.7	3.5	4.1	3.9	1.4	6.9	4.8																	
22.7	4.3	-10.2	-6.1	-5.8	-6.4	-6.0	-4.0	-4.9	-1.3	-1.8	-1.5	-2.3	-1.7	2.6	-5.4	Sawmilling and planning of wood																

Kod Kumpulan Group code	Keterangan Kumpulan/Tempoh	2020	2021	2021				2022		2021	2022	Jan.	Feb.	Mac
				Q1	Q2	Q3	Q4	Q1	Q2	(Jan. - Jul.)	(Jan. - Jul.)			
162	Pembuatan produk daripada kayu, gabus, jerami dan bahan jalinan lain	-4.8	2.4	-8.2	2.2	3.5	13.4	10.2	10.7	-3.1	10.5	-8.0	-10.6	-6.0
16211	Pembuatan kepingan venier dan papan lapis	-8.8	-3.2	-18.0	-8.3	0.3	16.4	12.1	11.8	-12.7	11.7	-18.6	-20.0	-15.2
16212	Pembuatan papan partikel dan papan gentian	-12.5	5.7	-11.4	5.8	9.2	22.2	28.5	25.0	-2.1	26.4	-10.3	-13.8	-10.2
16221	Pertukangan kayu untuk jurubina	11.7	15.9	23.7	24.4	8.2	9.1	3.5	4.0	21.7	4.1	22.9	23.3	24.9
	Industri lain	-1.3	1.7	-6.2	7.8	3.2	3.4	0.8	5.6	0.4	3.3	-2.9	-11.3	-4.3
170	Pembuatan kertas dan produk kertas	-5.8	0.7	-4.7	7.6	0.7	4.3	3.7	2.9	-0.9	3.7	-5.0	-4.8	-4.3
17010	Pembuatan pulpa, kertas dan kertas tebal	-2.3	-1.9	-14.9	-5.1	-0.4	15.1	16.4	17.1	-9.2	16.7	-18.5	-14.5	-11.6
17020	Pembuatan kertas gelugur dan kertas tebal dan bekas daripada kertas dan kertas tebal	-10.5	0.9	-5.2	7.7	-0.5	2.8	-0.1	-0.1	0.0	1.1	-6.3	-7.1	-2.1
17091	Pembuatan sampul surat dan kad surat	-6.4	1.5	-8.7	-0.03	9.2	6.9	-6.2	-11.4	-2.6	-9.2	-9.6	-6.3	-10.1
17092	Pembuatan kertas kegunaan rumah dan pembersih peribadi	-1.0	2.3	-0.2	6.7	0.8	1.9	13.0	6.0	3.1	9.1	0.4	0.1	-1.0
17093	Pembuatan kertas bergam atau pelekat yang berjalur atau bergulung dan label dan kertas dinding	-7.5	-12.8	-12.1	-18.7	-11.4	-9.1	-11.7	-9.2	-14.7	-11.3	-6.0	-9.7	-19.5
	Industri lain	6.7	27.3	21.7	37.5	28.2	23.1	14.1	11.5	29.0	13.4	17.2	21.2	26.8
181 & 182	Percetakan, aktiviti perkhidmatan berkaitan percetakan dan penerbitan semula media rakaman	-2.8	-0.8	-4.1	2.3	-2.8	1.8	1.3	1.9	-1.3	2.2	-5.5	-3.6	-3.2
18110	Percetakan	-1.8	-0.5	-4.2	2.8	-2.3	2.1	1.7	2.5	-1.0	2.7	-4.6	-4.0	-4.0
18120	Aktiviti perkhidmatan berkaitan percetakan &	-7.4	-2.4	-3.6	-0.7	-5.1	-0.1	-0.6	-1.5	-2.7	-0.3	-10.0	-1.5	1.4
18200	Penerbitan semula media rakaman													
192 (19201 & 19202)	Pembuatan produk petroleum bertapis	-4.4	1.9	-3.1	6.4	5.2	0.6	1.9	1.9	1.6	1.9	-4.9	-2.4	-2.1
201	Pembuatan kimia asas, baja dan sebatian nitrogen, plastik dan getah sintetik dalam bentuk primer	-16.9	-2.2	-21.5	4.8	9.0	5.5	4.7	5.4	-7.9	4.9	-22.7	-22.0	-19.7
20111	Pembuatan gas perindustrian atau perubatan bukan organik dalam bentuk cecair atau mampat	-41.2	-9.0	-47.6	19.0	16.7	22.1	32.9	31.4	-23.0	32.2	-46.8	-48.1	-47.9
20112	Pembuatan kimia organik asas &	-3.4	3.1	-7.1	-1.4	14.2	8.2	7.8	7.7	-1.7	7.3	-9.0	-7.0	-5.1
20113	Pembuatan sebatian bukan organik													
20121	Pembuatan baja &	-39.0	-17.1	-44.8	12.8	-2.3	-5.3	-10.5	-12.1	-23.9	-11.5	-45.8	-45.7	-43.1
20129	Pembuatan produk campuran nitrogen													
20131	Pembuatan plastik dalam bentuk primer	-13.7	-3.4	-21.2	9.5	2.7	1.6	-2.3	0.7	-7.1	-1.0	-22.3	-22.9	-18.3
	Industri lain	-8.7	7.7	1.5	14.5	12.4	3.6	9.9	12.0	8.2	12.7	-5.9	2.9	8.2
202 & 203	Pembuatan produk kimia lain dan serat buatan manusia	4.9	3.1	11.5	6.6	-4.4	-0.8	-1.9	-1.0	7.3	-0.5	9.8	12.4	12.3
20210	Pembuatan racun perosak dan produk agrokimia lain	2.3	31.5	49.3	34.2	23.8	20.7	6.3	9.2	39.1	7.0	56.7	46.9	44.7
20221	Pembuatan cat, varnis dan penyadur dan mastik	-2.2	2.9	6.7	2.2	-0.5	3.0	8.1	4.3	4.2	5.9	20.7	-1.9	1.3
20222	Pembuatan dakwat cetak	20.3	-6.4	21.7	-11.5	-15.2	-16.1	-20.7	-15.9	0.9	-17.8	26.0	21.2	18.5
20231	Pembuatan sabun dan bahan pencuci, penyediaan &	1.8	-3.3	1.7	9.8	-10.0	-12.7	-9.9	-10.6	3.5	-9.4	-7.6	3.4	10.1
20232	Pembuatan pewangi dan penyediaan dandanan diri													
20291	Pembuatan plat fotografi, filem, sensitized paper dan &													
20292	Pembuatan dakwat menulis dan melukis &	7.7	8.0	15.6	6.3	-2.5	13.3	8.1	9.1	8.6	10.8	14.7	22.2	10.4
20299	Pembuatan produk kimia lain t.t.t.l. &													
	Industri lain	0.4	-0.8	-1.3	-2.1	0.5	-0.4	3.2	7.2	-1.8	6.1	-6.3	2.4	0.6
210	Pembuatan produk farmaseutikal, kimia perubatan dan botani	9.5	13.7	14.6	14.8	13.9	11.9	8.8	8.6	14.5	8.9	13.9	14.6	15.3
21001	Pembuatan bahan aktif ubat-ubatan untuk digunakan oleh bidang farmakologi dalam pembuatan &	9.8	12.1	13.1	13.5	10.3	11.5	7.5	7.7	12.6	8.2	12.6	12.6	14.0
	Industri lain	8.1	20.9	21.1	20.6	29.0	13.5	14.3	12.4	22.6	12.0	19.2	23.3	20.7
221	Pembuatan produk getah	7.7	8.9	7.3	11.5	14.3	2.3	2.1	0.2	10.8	0.5	9.4	6.8	5.6
22111	Pembuatan tayar getah untuk kenderaan	-7.3	-2.2	-14.2	5.0	0.4	0.7	1.7	3.4	-3.6	3.2	-14.3	-23.1	-4.9
22112	Pembuatan bunga tayar yang boleh ditukar ganti dan tayar celup	6.9	14.7	19.1	21.0	8.1	11.6	8.0	14.7	18.0	13.3	16.1	9.4	31.5
22191	Pembuatan produk lain daripada getah asli atau sintetik, &	2.2	15.2	25.6	22.2	11.6	3.8	3.3	6.3	22.7	5.5	13.8	28.0	36.4
22193	Pengilangan semula getah dan prosesan susu getah													
22192	Pembuatan sarung tangan getah	15.8	15.6	7.1	15.7	30.3	8.0	8.9	-2.1	15.5	0.3	15.3	7.4	-0.9
22199	Pembuatan tandas daripada plastik &	1.9	-7.8	4.5	-5.5	-16.8	-13.3	-13.9	-1.5	-2.7	-6.4	5.1	5.9	2.5
	Pembuatan produk getah lain yang t.t.t.l.													
222	Pembuatan produk plastik	8.5	6.5	15.9	11.5	-0.5	0.7	-0.3	2.2	11.6	2.1	14.5	14.5	18.6
22201	Pembuatan produk plastik separa siap &	11.1	1.3	8.7	4.8	-3.8	-3.6	-3.1	-0.3	5.3	-0.4	13.2	7.5	5.8
22202	Pembuatan produk plastik siap													
22203	Pembuatan artikel plastik untuk pembungkusan	10.3	13.0	18.6	19.5	5.2	9.7	7.8	10.7	17.0	10.7	9.5	9.9	37.7
22204	Pembuatan barangan plastik jurubina	3.7	2.6	9.5	13.2	-8.4	-3.3	-3.6	-0.3	8.4	0.1	5.5	4.8	18.6
22205	Pembuatan pinggan mangkuk, peralatan dapur dan barangan tandas daripada plastik	24.5	13.1	34.0	14.6	1.6	7.2	4.6	5.4	18.9	6.1	35.0	36.0	31.2
22209	Pembuatan pelbagai produk plastik t.t.t.l.	2.5	7.2	18.9	13.4	-0.6	-1.0	-2.9	-1.2	13.8	-1.3	15.5	21.2	20.1
231 (23101 & 23102 & 23109)	Pembuatan kaca dan produk kaca	-5.1	12.3	-2.9	10.9	14.4	28.8	20.5	15.8	4.4	18.6	-8.0	-5.7	6.0

2021										2022					Group Description/Period	
Apr.	Mei	Jun	Jul.	Ogo.	Sep.	Okt.	Nov.	Dis.	Jan.	Feb.	Mac	Apr.	Mei	Jun		Jul.
5.7	3.2	-2.2	-1.1	3.0	8.6	11.9	14.5	13.7	10.3	11.0	9.5	9.7	10.6	11.9	10.3	Manufacture of products of wood, cork, straw and plaiting materials
-7.0	-5.7	-12.1	-7.9	-1.0	10.2	14.5	16.1	18.5	12.8	12.5	10.9	11.2	11.8	12.3	10.5	Manufacture of veneer sheets and plywood
-0.3	6.8	11.3	6.6	9.5	11.5	17.8	26.3	22.3	26.7	29.7	29.0	32.6	20.6	22.4	24.6	Manufacture of particle board and fibreboard
35.6	23.9	14.5	9.2	7.8	7.5	7.4	11.0	9.1	4.8	3.7	2.1	0.3	4.6	7.5	6.3	Manufacture of builders' carpentry
19.3	4.8	0.5	2.1	4.6	2.8	5.2	5.5	-0.4	-1.0	2.4	1.3	1.8	6.9	8.1	4.0	Other industry
5.5	3.1	0.8	-0.8	0.5	2.3	3.2	5.5	4.2	4.0	5.9	1.3	1.2	3.0	4.4	6.1	Manufacture of paper and paper products
-4.2	-6.2	-5.0	-2.1	-1.9	2.9	12.3	17.5	15.5	17.6	17.3	14.3	15.2	15.8	20.3	16.0	Manufacture of pulp, paper and paperboard
8.7	7.0	6.0	-4.3	1.2	1.6	1.9	4.0	2.6	4.9	0.6	-5.7	-0.6	-0.1	0.3	9.0	Manufacture of corrugated paper and paperboard and of containers of paper and paperboard
-8.9	4.9	4.9	9.5	8.5	9.5	8.1	6.9	5.7	2.4	-9.9	-10.5	-11.6	-11.4	-11.3	-11.1	Manufacture of envelopes and letter-card
19.3	2.0	-0.6	2.6	-1.6	1.4	0.6	2.7	2.5	-4.1	25.4	17.8	3.5	9.4	5.4	7.0	Manufacture of household and personal hygiene paper
-18.6	-16.7	-20.8	-11.3	-13.6	-9.3	-9.5	-8.7	-9.1	-12.6	-10.3	-12.2	-13.0	-9.6	-4.6	-15.9	Manufacture of gummed or adhesive paper in strips or rolls and labels and wall paper
38.4	42.5	31.8	27.8	30.4	26.6	23.2	25.9	20.6	23.6	9.5	9.7	10.6	9.7	14.5	17.0	Other industry
4.0	3.2	-0.4	-2.9	-2.5	-2.9	0.4	2.2	2.6	1.6	1.3	1.0	0.5	0.6	4.7	6.0	Printing, service activities related to printing and reproduction of recorded media
4.2	4.4	0.01	-2.4	-2.1	-2.5	0.5	2.5	3.2	1.5	1.8	1.9	1.5	1.1	5.1	6.2	Printing
3.1	-2.5	-2.9	-5.7	-4.6	-5.1	-0.3	0.7	-0.6	2.4	-1.0	-3.3	-4.7	-1.8	2.5	4.7	Service activities related to printing
																Reproduction of recorded media
3.9	5.8	9.5	5.3	5.4	4.9	1.0	0.6	0.4	0.2	2.5	2.7	2.5	3.1	0.2	2.5	Manufacture of refined petroleum products
6.6	0.8	7.0	9.4	10.4	7.3	8.0	4.4	4.4	4.2	4.4	5.6	6.1	8.6	2.0	3.7	Manufacture of basic chemicals, fertilizer and nitrogen compounds, plastics and synthetic rubber in primary forms
19.5	17.5	19.9	15.9	19.0	15.1	14.1	24.8	27.8	30.1	35.5	33.2	32.3	31.0	30.8	32.3	Manufacture of liquefied or compressed inorganic industrial or medical gases
0.5	-8.7	3.7	16.1	16.0	10.7	13.0	6.3	5.7	8.1	6.9	8.5	7.2	14.2	2.8	4.9	Manufacture of basic organic chemicals
19.7	18.1	3.1	-2.7	-1.1	-3.1	-3.4	-7.1	-5.4	-14.5	-8.4	-9.0	-10.9	-9.3	-16.0	-12.8	Manufacture of inorganic compounds
9.7	7.5	11.4	1.6	3.8	2.6	2.1	1.2	1.4	-3.0	-3.9	-0.3	3.2	0.2	-1.2	-1.8	Manufacture of fertilizers
12.5	14.3	16.7	11.8	13.0	12.2	11.0	0.6	-0.2	10.2	9.8	9.7	10.8	11.4	14.0	24.0	Manufacture of associated nitrogen products
9.3	10.2	0.7	-3.3	-5.5	-4.5	-0.9	-0.7	-0.9	-0.8	-2.1	-2.9	-0.7	-2.1	-0.2	5.9	Manufacture of other chemical products and man-made fibres
25.6	42.4	35.6	26.0	19.4	26.1	30.9	19.2	13.2	2.8	2.5	13.2	19.4	4.8	3.4	2.3	Manufacture of pesticides and other agrochemical products
3.7	3.1	-0.3	2.3	-2.9	-0.8	0.4	5.5	3.2	2.8	12.2	10.4	6.8	0.1	6.0	3.3	Manufacture of paints, varnishes and similar coatings ink and
-12.1	-8.3	-14.1	-13.9	-15.5	-16.1	-16.8	-13.6	-17.8	-17.6	-18.2	-25.8	-19.9	-13.5	-13.8	-12.8	Manufacture of printing ink
15.0	16.4	-0.5	-7.8	-11.3	-10.7	-11.1	-14.7	-12.2	-10.5	-9.0	-10.1	-8.9	-13.4	-9.6	-3.6	Manufacture of soap and detergents, cleaning and polishing preparations
12.0	6.8	0.6	-3.6	-2.5	-1.5	9.9	14.4	15.3	14.6	5.2	4.9	5.7	11.2	10.4	24.9	Manufacture of perfumes and toilet preparations
-2.3	2.6	-6.3	-2.9	1.0	3.6	4.0	-1.0	-3.7	2.3	3.6	3.8	7.6	5.8	8.2	11.9	Manufacture of photographic plates, films, sensitized paper and other sensitized unexposed materials
15.7	15.3	13.3	13.4	14.6	13.6	15.1	9.9	10.8	10.5	7.8	8.2	8.3	8.5	9.1	9.9	Manufacture of pharmaceuticals, medicinal chemical and botanical products
13.9	13.1	13.3	8.9	11.5	10.6	12.7	9.3	12.4	9.6	5.8	7.2	7.5	8.3	7.4	11.3	Manufacture of medicinal active substances to be used for their pharmacological properties in the manufacture of medicaments
23.5	25.2	13.3	32.7	27.8	26.4	26.3	12.3	4.1	14.4	16.0	12.4	11.5	9.5	16.3	5.1	Other industry
4.6	7.6	21.5	18.1	15.7	9.1	6.4	1.2	-0.6	0.6	3.5	2.2	3.9	2.5	-4.5	-2.8	Manufacture of rubber products
-5.3	12.7	7.7	3.7	-2.8	0.3	-1.4	-3.2	7.1	2.1	1.8	1.1	0.3	3.2	6.5	6.6	Manufacture of rubber tyres for vehicles
28.4	23.4	11.4	6.1	9.7	8.5	15.1	11.3	8.4	8.5	8.1	7.5	8.4	11.6	25.2	24.8	Manufacture of interchangeable tyre treads and retreading rubber tyres
19.6	31.3	16.7	16.6	13.4	5.6	5.2	0.2	6.0	3.1	3.4	3.5	5.9	4.0	8.9	9.3	Manufacture of other products of natural or synthetic rubber, unvulcanized, vulcanized or hardened
-2.5	7.9	38.9	35.4	33.1	22.3	15.5	7.5	1.2	6.6	10.8	9.5	10.3	1.5	-12.2	-10.2	Rubber remilling and latex processing
13.5	-13.6	-14.7	-16.5	-17.3	-16.6	-13.5	-12.9	-13.4	-15.6	-11.6	-14.5	-10.6	2.4	5.8	5.8	Manufacture of rubber gloves
19.5	13.2	2.6	0.3	-0.9	-1.0	0.1	0.9	1.2	0.3	-1.2	0.1	0.5	1.0	5.2	9.3	Manufacture of other rubber products n.e.c.
8.0	9.8	-3.1	-2.8	-3.7	-4.9	-5.6	-2.5	-2.5	-2.0	-5.2	-2.2	-2.1	-0.6	1.9	7.9	Manufacture of plastics products
37.1	15.2	9.1	5.5	6.1	4.1	9.5	8.4	11.1	7.6	6.9	8.6	9.1	10.4	12.6	19.3	Manufacture of semi-manufactures of plastic products
25.1	15.5	0.4	-8.6	-9.7	-6.8	-6.0	-4.6	0.7	-2.6	-4.3	-3.9	-2.6	-1.2	3.4	14.1	Manufacture of finished plastic products
24.9	18.0	2.8	-3.7	4.1	4.4	10.6	5.0	6.2	4.3	4.9	4.6	5.3	2.6	8.5	13.2	Manufacture of plastic articles for the packing of goods
21.7	14.4	4.9	1.6	-2.8	-0.6	-1.0	-0.5	-1.5	-2.3	-2.7	-3.8	-3.1	-3.5	3.1	3.6	Manufacture of builders' plastics ware
																Manufacture of plastic tableware, kitchenware and toilet articles
																Manufacture of diverse plastic products n.e.c.
12.9	9.5	10.3	8.6	8.1	27.1	31.2	26.2	29.0	25.5	18.3	17.8	14.6	17.2	15.5	21.4	Manufacture of glass and glass products

Kod Kumpulan Group code	Keterangan Kumpulan/Tempoh	2020	2021	2021				2022		2021	2022	Jan.	Feb.	Mac
				Q1	Q2	Q3	Q4	Q1	Q2	(Jan. - Jul.)	(Jan. - Jul.)			
239	Pembuatan pengeluaran galian bukan logam f.t.t.l.	-1.0	-0.3	-3.6	4.0	-1.3	-0.2	0.9	3.1	-0.3	2.8	-3.0	-5.2	-2.5
23911	Pembuatan mortar refraktori dan konkrit &	-5.0	-11.4	-16.4	-4.4	-8.3	-15.6	-21.8	-16.9	-10.3	-18.3	-14.7	-21.4	-13.1
23921	Pembuatan seramik bukan refraktori	-1.8	-0.6	6.5	3.6	-6.3	-5.4	5.0	11.4	3.2	8.8	20.8	-1.9	1.6
23930	Pembuatan produk porselin dan seramik lain	1.6	-5.2	-11.4	-4.7	-1.7	-2.1	-3.7	-8.8	-7.6	-5.2	-9.2	-11.0	-13.9
23941	Pembuatan simen hidrolik	-4.1	3.2	-3.3	8.7	1.5	6.6	6.6	8.1	2.4	7.6	-1.8	-5.4	-2.9
23951	Pembuatan konkrit dan mortar siap bancuh dan banchuan kering	23952	23953	23959	23990									
	Pembuatan konkrit pratuangan, simen atau artikel batu buatan yang digunakan dalam pembinaan;	3.0	2.2	5.3	6.2	-0.1	-2.0	-0.8	2.0	4.8	1.4	4.1	3.3	8.7
	Pembuatan komponen struktur pasang siap untuk bangunan atau kejuruteraan awam dari simen, batu atau konkrit buatan													
	Pembuatan artikel konkrit, simen dan plaster lain f.t.t.l.													
	Pembuatan produk mineral bukan logam lain f.t.t.l. Industri lain	-5.7	-4.7	-14.7	-8.4	-1.5	7.5	10.0	14.9	-11.0	12.9	-15.9	-13.4	-14.8
		2.7	8.1	3.1	26.1	0.6	4.6	9.8	9.5	11.4	10.7	3.5	3.5	2.4
241 (24101 & 24102 & 24103 & 24104 & 24109)	Pembuatan besi dan keluli asas	-7.5	-0.5	-3.2	-0.5	-3.5	5.3	7.0	11.5	-2.6	9.5	-5.7	-6.9	3.7
242 (24201 & 24202 & 24209)	Pembuatan logam asas berharga dan logam bukan ferus lain	-6.7	4.5	-5.7	9.8	6.4	8.8	2.6	-4.9	2.0	-1.3	-3.2	-4.9	-8.7
243	Pengacuan logam	-10.4	2.2	-0.4	11.5	-2.8	2.0	-0.2	-0.2	3.5	0.6	-8.3	-3.0	11.8
251 & 252	Pembuatan produk struktur logam, tangki, takungan, penjana wap, senjata dan peluru	-1.2	-1.6	1.7	1.5	-6.7	-2.8	-2.8	1.7	0.4	-0.2	2.3	-0.9	3.8
25113	Pembuatan pintu, tingkap dan bingkai, penutup tingkap & dan pintu pagar daripada logam	-1.5	-10.6	-3.7	-3.9	-18.7	-15.0	-10.7	-5.0	-6.2	-7.2	-1.2	-7.8	-2.1
25119	Pembuatan produk struktur logam lain	25120												
	Pembuatan tangki, takungan dan kontena daripada logam	2.9	17.5	16.5	14.3	18.4	20.4	14.6	15.1	16.0	13.7	13.7	16.8	18.8
	Industri lain	-8.3	-2.8	-3.8	-2.8	-5.7	1.2	-10.1	-4.3	-3.7	-5.7	-4.4	-5.7	-1.2
259	Pembuatan lain-lain produk yang direka daripada logam; aktiviti perkhidmatan kerja logam	4.6	4.9	6.8	5.6	1.1	6.2	4.5	5.7	4.9	5.4	8.5	5.5	6.3
25910	Tempaan, tekanan, hentakan dan bentuk gelekkan logam; serbuk metalurgi	8.2	7.4	14.4	9.0	2.0	4.7	-0.02	-0.4	10.2	-0.6	20.7	11.1	11.7
25920	Rawatan dan penyalutan logam; menggunakan mesin	20.3	13.0	26.3	24.0	2.5	2.6	0.8	2.6	21.5	2.1	26.0	27.4	25.5
25991	Pembuatan tin untuk produk makanan dan minuman, tiub dan kotak boleh dilipat	9.1	2.4	5.2	-3.8	-0.4	7.9	5.9	14.7	-0.3	11.3	10.2	9.3	-3.9
25992	Pembuatan kabel, plaited bands (jalur/pita berpintal) & dan artikel seumpamanya daripada logam	25993												
	Pembuatan bolt, skru, nat dan produk uliran seumpamanya	-7.4	10.2	1.1	3.8	9.6	26.1	21.6	22.3	1.7	22.9	-1.5	1.1	3.6
25994	Pembuatan barangan rumah daripada logam	-11.5	-8.1	-10.6	0.7	-10.8	-11.5	-18.0	-10.7	-5.7	-12.1	-16.5	-12.8	-1.3
25999	Pembuatan produk lain yang direka daripada logam f.t.t.l. Industri lain	7.5	2.5	3.4	6.1	-0.02	0.8	2.8	5.6	3.7	4.6	3.7	2.0	4.6
		3.6	-13.3	-4.1	-11.2	-17.8	-19.3	-19.6	-29.6	-8.7	-26.3	5.9	-13.5	-4.9
261	Pembuatan komponen dan papan elektronik	-1.0	5.8	-0.2	11.7	5.0	7.7	4.6	2.7	5.5	3.6	-3.5	2.1	0.7
26101	Pembuatan diod, transistor dan alatan semikonduktor yang seumpamanya	26102												
	Pembuatan litar elektronik bersepadu dengan pemasangan mikro	-4.2	6.5	-8.2	14.6	12.3	10.8	4.5	1.5	3.4	2.8	-11.7	-7.3	-5.6
26103	Pembuatan kapasitor dan perintang elektrik &	26104												
	Pembuatan papan litar bercetak	5.1	7.0	19.5	9.2	-5.1	5.4	5.9	5.3	11.8	5.7	15.1	26.2	17.1
26105	Pembuatan komponen paparan	26109												
	Pembuatan komponen lain untuk aplikasi elektronik	8.5	-10.7	5.6	-10.1	-19.7	-17.0	-3.0	4.1	-5.2	1.2	11.3	3.5	2.1
262 (26201 & 26202)	Pembuatan komputer dan kelengkapan peranti	5.9	9.8	5.1	8.5	13.8	12.1	3.0	10.1	6.2	6.8	6.9	7.0	1.5
263/ 26300	Pembuatan peralatan komunikasi	-13.8	-5.8	-29.5	-1.8	-1.1	17.9	27.4	14.5	-15.6	20.4	-25.8	-34.6	-27.9
264/ 26400	Pembuatan peralatan elektronik pengguna	3.3	-4.3	-4.8	-5.6	-7.9	1.0	17.2	20.3	-6.6	20.0	5.8	-12.3	-8.2
265	Pembuatan kelengkapan mengukur, menguji, memandu arah dan kawalan; jam tangan dan jam	-1.1	5.7	-3.5	2.5	9.6	14.5	27.4	45.4	0.1	38.7	-5.8	-7.7	3.5
26511	Pembuatan kelengkapan mengukur, menguji, memandu arah dan kawalan	26512												
	Pembuatan kelengkapan kawalan proses perindustrian	0.03	6.8	-2.4	3.4	11.3	15.5	28.4	49.5	1.2	41.4	-4.2	-7.1	4.8
26520	Pembuatan jam tangan dan jam dan bahagiannya	-10.3	-4.6	-13.4	-5.3	-4.5	5.4	17.4	7.0	-9.0	12.3	-20.0	-12.2	-7.3
266/ 26600	Pembuatan peralatan penyinaran, perubatan elektro dan elektroterapeutik	-4.6	15.4	0.4	19.0	17.7	26.3	10.0	-0.3	11.1	3.5	-8.8	-4.7	15.0

2021															2022					Group Description/Period
Apr.	Mei	Jun	Jul.	Ogo.	Sep.	Okt.	Nov.	Dis.	Jan.	Feb.	Mac	Apr.	Mei	Jun	Jul.					
9.2	5.9	-2.8	-2.3	-1.3	-0.3	0.0	-1.7	1.1	0.6	1.0	1.1	1.2	0.9	7.5	7.4	Manufacture of non-metallic mineral products				
																<i>Manufacture of refractory mortars and concretes</i>				
0.5	-5.0	-8.4	-6.6	-7.8	-10.5	-7.1	-21.8	-18.0	-26.6	-19.9	-18.7	-21.9	-15.2	-13.2	-11.8	<i>Manufacture of non-refractory ceramic</i>				
0.8	8.1	1.8	-7.9	-3.3	-7.6	-1.7	-12.6	-1.4	-6.4	16.5	6.5	10.3	9.1	15.0	13.3	<i>Manufacture of other porcelain and ceramic products</i>				
10.0	-7.4	-14.3	-4.4	-5.2	4.9	4.3	1.4	-10.3	3.2	-4.3	-9.9	-12.7	-9.0	-4.5	2.0	<i>Manufacture of hydraulic cement</i>				
14.9	6.2	5.6	2.5	0.8	1.1	3.7	5.1	10.9	6.4	6.5	6.9	11.3	4.5	8.5	9.3	<i>Manufacture of ready-mix and dry-mix concrete and mortars</i>				
																<i>Manufacture of precast concrete, cement or artificial stone articles for use in construction</i>				
																<i>Manufacture of prefabricated structural components for building or civil engineering of cement, concrete or artificial stone</i>				
9.3	10.6	-1.1	-0.4	-0.2	0.2	-2.0	-2.0	-2.1	1.1	-2.2	-1.2	-1.7	-1.7	10.0	6.8	<i>Manufacture of other articles of concrete, cement and plaster n.e.c.</i>				
-12.3	2.0	-13.7	-6.4	1.2	0.9	1.7	5.3	14.9	8.7	9.4	12.1	13.6	14.1	16.8	15.8	<i>Manufacture of other non-metallic mineral products n.e.c.</i>				
49.2	21.4	9.6	-2.9	-0.8	5.7	3.7	3.9	6.1	8.5	10.4	10.6	8.6	6.9	13.4	17.5	<i>Other industry</i>				
8.1	-3.8	-5.2	-6.8	-6.3	2.5	2.9	5.2	7.6	5.9	6.6	8.5	10.2	11.9	12.4	11.9	Manufacture of basic iron and steel				
8.3	14.3	7.0	5.7	4.1	9.6	11.2	10.6	5.2	6.9	6.9	-5.7	-4.3	-5.8	-4.6	-2.4	Manufacture of basic precious and other non-ferrous metals				
16.3	10.3	7.9	-5.4	-3.5	0.3	1.9	3.6	0.6	1.1	1.9	-3.3	-0.3	-1.1	1.0	5.8	Casting of metals				
10.9	2.3	-7.7	-6.9	-9.4	-3.6	-1.2	-4.3	-2.8	-0.7	-3.3	-4.4	-1.4	0.4	6.4	2.5	Manufacture of structural metal products, tanks, reservoirs , steam generators , weapons and ammunition				
																<i>Manufacture of metal doors, windows and their frames, shutters and gates</i>				
11.2	-1.8	-18.7	-19.4	-20.8	-15.9	-14.7	-16.4	-14.0	-10.0	-10.6	-11.6	-8.6	-6.6	0.9	-1.8	<i>Manufacture of other structural metal products</i>				
16.0	14.8	12.1	19.4	14.4	21.5	25.3	17.8	18.6	20.6	12.3	11.2	14.3	15.2	15.8	7.6	<i>Manufacture of tanks, reservoirs and containers of metal</i>				
-0.6	-6.6	-0.9	-6.1	-8.5	-2.4	2.8	0.8	0.1	-7.8	-10.6	-11.9	-9.0	-6.5	3.2	5.7	<i>Other industry</i>				
8.7	6.0	2.3	-2.5	-1.2	6.8	6.5	6.4	5.6	4.0	3.2	6.3	4.6	5.7	6.9	7.4	Manufacture of other fabricated metal products; metal working service activities				
15.4	8.3	4.0	2.0	2.1	2.0	5.2	5.1	3.8	-3.6	2.1	1.7	0.5	1.3	-3.0	-2.9	<i>Forging, pressing, stamping and roll-forming of metal; powder metallurgy</i>				
31.6	24.3	17.1	1.7	1.7	4.1	4.4	1.2	2.3	0.6	1.1	0.7	1.3	0.8	5.6	5.3	<i>Treatment and coating of metals; machining</i>				
0.9	-7.3	-4.9	-6.7	-2.9	8.4	11.5	5.3	7.5	2.3	0.1	16.8	12.2	14.5	17.4	19.0	<i>Manufacture of tins and cans for food products, collapsible tubes and boxes</i>				
																<i>Manufacture of metal cable, plaited bands and similar articles</i>				
5.3	3.9	2.2	-2.3	0.3	31.0	24.0	30.5	24.2	25.3	19.3	20.4	17.4	24.3	25.2	28.5	<i>Manufacture of bolts, screws, nuts and similar threaded products</i>				
5.3	5.4	-8.5	-7.9	-10.8	-13.7	-11.0	-15.5	-7.9	-13.4	-22.7	-17.6	-18.0	-13.8	1.3	3.2	<i>Manufacture of metal household articles</i>				
14.0	5.3	-0.4	-1.9	0.8	1.1	1.0	0.1	1.2	2.7	1.1	4.8	3.6	5.8	7.6	7.2	<i>Manufacture of any other fabricated metal products n.e.c.</i>				
-25.2	-0.5	-3.1	-14.9	-18.2	-20.3	-20.3	-18.8	-18.8	-17.6	-22.3	-19.3	-16.5	-36.9	-35.6	-38.2	<i>Other industry</i>				
12.1	11.2	11.9	6.6	6.1	2.4	4.8	7.8	10.3	6.0	3.2	4.7	4.0	3.2	1.0	3.1	Manufacture of electronic components and boards				
																<i>Manufacture of diodes, transistors and similar semiconductor devices</i>				
																<i>Manufacture of electronic integrated circuits micro assemblies</i>				
																<i>Manufacture of electrical capacitors and resistors</i>				
23.1	8.2	-1.9	-2.9	-7.5	-4.8	2.4	6.1	7.5	5.3	4.9	7.6	4.8	4.7	6.6	6.0	<i>Manufacture of printed circuit boards</i>				
																<i>Manufacture of display components</i>				
1.0	-9.7	-20.2	-20.3	-20.6	-18.3	-16.8	-17.2	-17.0	-7.0	-7.4	5.7	4.8	2.1	5.6	6.5	<i>Manufacture of other components for electronic applications</i>				
4.8	8.2	12.7	3.6	7.3	31.8	20.6	9.7	7.0	2.0	1.6	5.5	8.7	11.3	10.4	9.3	Manufacture of computers and peripheral equipment				
-10.6	3.2	4.9	-4.8	0.6	0.9	1.6	20.1	34.2	23.3	35.2	24.5	16.7	16.3	10.3	19.1	Manufacture of communication equipment				
-2.8	-3.8	-10.1	-14.9	-6.7	-2.5	1.5	3.1	-1.5	8.6	27.3	17.8	18.6	16.9	25.4	28.7	Manufacture of consumer electronics				
4.9	2.9	-0.3	5.0	10.9	13.0	8.5	16.9	17.7	17.4	27.3	37.7	31.7	41.6	63.7	53.3	Manufacture of measuring, testing, navigating and control equipment; watches and clocks				
																<i>Manufacture of measuring, testing, navigating and control equipment</i>				
5.1	4.3	0.8	6.4	12.8	14.8	9.7	18.0	18.4	16.3	28.8	40.5	34.5	45.2	70.0	57.5	<i>Manufacture of industrial process control equipment</i>				
3.4	-8.3	-9.6	-6.0	-4.8	-2.7	-2.2	6.9	10.8	28.8	13.5	10.3	5.2	8.2	7.7	13.1	<i>Manufacture of watches and clocks and parts</i>				
17.0	19.1	20.7	20.4	17.5	15.1	28.7	30.0	19.6	18.2	12.0	1.8	1.3	2.1	-4.0	-2.2	Manufacture of irradiation, electromedical and electrotherapeutic equipment				

Kod Kumpulan Group code	Keterangan Kumpulan/Tempoh	2020	2021	2021				2022		2021	2022	Jan.	Feb.	Mar
				Q1	Q2	Q3	Q4	Q1	Q2	(Jan. - Jul.)	(Jan. - Jul.)			
267 (26701 & 26702) & 268 (26800)	Pembuatan peralatan optikal, kelengkapan fotografi, media magnetik dan optikal	-3.6	0.4	2.6	-1.8	-2.9	3.4	16.3	36.3	-0.2	28.3	4.4	-0.9	4.3
271	Pembuatan motor elektrik, penjana, transformer dan perkakasan pengagihan dan pengawalan elektrik	0.4	-1.2	-0.3	-5.5	-0.9	1.5	-3.0	-1.7	-2.8	-2.2	1.2	-1.5	-0.7
27101	Pembuatan motor elektrik, penjana dan transformer	-5.8	3.0	-16.8	6.6	11.2	13.6	12.5	8.2	-4.0	9.4	-16.3	-22.6	-10.6
27102	Pembuatan perkakasan pengagihan dan pengawalan	3.8	-3.3	8.8	-11.4	-6.9	-4.1	-9.6	-7.5	-2.2	-8.0	11.3	10.5	4.3
272/ 27200	Pembuatan bateri dan akumulator	4.6	3.5	-3.9	1.2	9.7	6.2	21.1	8.4	-0.5	12.5	6.1	-12.0	-5.9
273	Pembuatan pendawaian dan peranti pendawaian	-0.1	13.5	7.1	19.7	13.2	14.9	12.1	14.5	12.8	14.0	10.3	7.5	3.3
27310	Pembuatan kabel gantian optikal	-2.8	-1.0	-30.1	-20.7	0.7	45.0	55.3	39.6	-24.6	47.8	-34.1	-30.0	-25.9
27320	Pembuatan wayar dan kabel elektronik dan elektrik lain	0.4	15.1	10.7	24.3	14.3	12.4	9.6	13.2	16.6	12.2	14.7	11.0	6.2
27330	Pembuatan alatan pendawaian pembawa dan bukan pembawa arus untuk litar elektrik (tanpa mengira jenis bahan)	-5.4	7.4	-3.4	6.5	12.5	14.3	18.6	6.8	2.6	9.8	-3.6	-0.7	-5.8
274/ 27400	Pembuatan kelengkapan pencahayaan elektrik	5.4	43.9	21.5	33.5	60.4	60.7	33.6	6.3	31.9	16.4	20.4	21.4	22.7
275/ 27500	Pembuatan perkakasan domestik	11.1	-17.2	6.4	-8.3	-28.8	-35.9	-31.7	-20.4	-4.0	-25.5	3.9	3.4	12.5
279/ 27900	Pembuatan kelengkapan elektrik lain	2.1	5.7	2.0	4.3	3.3	12.8	26.9	26.0	2.5	27.4	7.6	1.8	-3.3
281 & 282	Pembuatan jentera kegunaan umum dan kegunaan khas	-1.2	3.0	4.4	5.8	0.2	1.8	1.2	3.0	4.0	2.4	3.9	4.0	5.2
28120	Pembuatan alat-alat kuasa bendalir													
&														
28130	Pembuatan pam, pemampat, kepala paip dan injap lain	-11.2	-0.1	7.8	0.2	-0.4	-6.6	-4.3	1.9	3.1	-0.1	36.3	-4.1	-0.8
28180	Pembuatan alatan tangan yang menggunakan kuasa dilengkapkan dengan motor elektrik atau bukan motor elektrik atau pneumatik	5.3	15.3	26.3	21.2	5.4	10.9	-2.8	3.1	20.9	0.51	28.4	31.4	18.9
&														
28220	Pembuatan jentera pembentukan logam dan alatan mesin													
28192	Pembuatan mesin penyaman udara, termasuk untuk kenderaan bermotor	10.2	-1.9	1.0	-6.2	-1.3	-1.1	3.5	2.8	-3.3	4.1	0.7	0.2	2.2
28290	Pembuatan lain-lain mesin bertujuan khas t.t.t.l. Industri lain	-19.8	1.0	-12.7	17.2	0.5	4.3	2.6	-6.1	-0.3	-2.6	-17.5	-20.9	6.0
		1.2	0.6	2.2	2.3	-1.7	-0.5	2.9	6.0	1.5	4.8	-1.1	6.1	1.8
291 (29101 & 29102)	Pembuatan kenderaan bermotor	-12.2	2.6	-10.8	11.2	-1.1	13.6	11.0	11.2	-0.6	11.4	-10.7	-8.5	-13.4
292/ 29200	Pembuatan kerangka (coachwork) untuk kenderaan bermotor; pembuatan treler dan semi treler	-14.0	8.6	-10.1	13.6	15.5	18.8	16.5	22.1	2.2	20.5	-14.9	-14.3	-0.8
293/ 29300	Pembuatan alat ganti dan aksesori untuk kenderaan bermotor	-6.7	-2.6	-6.0	5.1	-3.8	-5.0	-6.0	-2.6	-1.6	-3.2	-6.9	-7.4	-3.7
301 (30110 & 30120)	Pembinaan kapal dan bot	-7.6	-4.7	0.5	1.0	-11.8	-8.7	-7.1	-2.2	-1.1	-4.1	-11.6	-6.6	21.6
302, 303, 304 & 309	Pembuatan lokomotif keretapi, rolling stock, kapal angkasa dan udara, jentera berkaitan, kenderaan tempur ketenteraan, dan kelengkapan pengangkutan t.t.t.l.	-14.5	1.0	-12.3	10.5	4.0	5.5	3.5	6.8	-1.7	6.0	-13.1	-13.8	-10.1
30910	Pembuatan motosikal	-13.5	10.7	-4.5	19.1	13.3	18.4	11.7	13.8	7.3	13.0	-6.8	-7.8	1.0
30920	Pembuatan basikal dan invalid carriages	0.1	-4.2	5.6	8.4	-11.1	-17.8	-18.6	-13.4	2.7	-13.5	11.1	0.05	6.3
	Industri lain	-22.9	-14.3	-33.3	-5.1	-4.7	-4.4	0.3	3.6	-20.3	2.8	-33.8	-30.8	-35.3
310	Pembuatan perabot	1.2	2.4	3.4	4.6	-3.3	5.2	6.6	8.7	2.2	7.9	3.2	3.4	3.6
31001	Pembuatan perabot kayu dan rotan	3.9	3.9	5.8	4.4	-1.7	7.0	11.0	13.0	3.3	12.3	6.2	6.7	4.6
	Industri lain	-6.1	-2.0	-3.5	5.4	-8.3	-0.8	-7.0	-4.6	-1.1	-5.7	-5.2	-5.6	0.8
321 (32110 & 32120)	Pembuatan barang kemas, bijouterie dan artikel berkaitan	4.0	3.3	8.6	8.0	-5.9	3.0	2.3	4.1	6.1	3.9	10.7	9.5	5.6
322, 325 & 329	Pembuatan instrumen muzik, peralatan dan bekalan perubatan dan pergigian dan pembuatan lain t.t.t.l.	4.1	7.9	10.2	8.7	7.5	5.5	1.2	1.6	9.0	1.5	8.2	9.6	12.7
32901	Pembuatan alat tulis	-10.8	-0.1	-11.1	-1.8	6.2	8.8	4.5	4.8	-5.5	4.8	-15.7	-15.0	-1.2
	Industri lain	9.4	10.3	17.4	11.9	7.8	4.7	0.3	0.7	13.5	0.7	16.9	18.4	17.0
323/ 32300	Pembuatan barangan sukan	1.1	7.0	11.3	13.6	0.5	3.6	-1.6	1.6	10.0	0.9	9.5	7.7	17.3
324/ 32400	Pembuatan permainan dan mainan	4.3	-0.4	-27.3	-22.0	9.6	40.1	59.6	49.3	-21.0	50.2	-25.5	-26.7	-29.6
331 & 332	Pembaikan pemasangan produk logam, jentera, kelengkapan dan pemasangan jentera perindustrian dan kelengkapan	-7.2	1.6	-3.9	4.4	1.7	4.7	3.7	7.1	0.04	5.4	-6.2	-5.5	0.2
33150	Pembaikan dan penyelenggaraan kelengkapan pengangkutan kecuali motosikal dan basikal	-6.9	-6.2	-7.6	-10.9	-2.7	-3.1	-3.1	3.9	-8.4	-0.5	-9.0	-8.4	-5.5
	Industri lain	-7.3	3.9	-2.8	9.4	3.0	6.9	5.6	7.9	2.7	7.0	-5.4	-4.6	1.9
Jumlah Pembuatan		-1.1	3.0	-0.6	6.0	2.3	4.7	4.1	5.2	2.4	5.0	-1.4	-1.3	0.8

2021														2022				Group Description/Period
Apr.	Mei	Jun	Jul.	Ogo.	Sep.	Okt.	Nov.	Dis.	Jan.	Feb.	Mac	Apr.	Mei	Jun	Jul.			
11.1	-7.2	-7.3	-4.5	-0.9	-3.2	-0.4	2.4	7.8	2.7	3.8	41.8	33.1	34.5	41.3	43.9	Manufacture of optical instruments, photographic equipment, magnetic and optical media		
-7.9	-5.7	-3.0	-3.2	-1.4	1.9	1.9	3.4	-0.6	-2.5	-3.3	-3.4	0.6	-2.2	-3.1	-0.6	Manufacture of electric motors, generators, transformers and electricity distribution and control apparatus		
7.7	3.1	9.2	8.8	11.8	13.0	13.4	12.9	14.5	13.1	12.8	11.5	10.1	10.5	4.4	4.7	Manufacture of electric motors, generators and transformers		
-15.3	-9.9	-9.2	-9.3	-8.0	-3.6	-3.7	-1.1	-7.0	-9.2	-9.7	-9.9	-5.2	-9.4	-7.6	-3.8	Manufacture of electricity distribution and control apparatus		
-3.7	1.3	5.4	3.8	14.8	10.6	10.6	3.7	4.3	6.8	32.1	27.5	19.1	7.9	0.3	2.0	Manufacture of batteries and accumulators		
27.9	18.0	14.7	11.4	10.9	17.1	15.5	14.2	14.9	10.9	8.3	17.6	13.2	15.1	15.0	18.4	Manufacture of wiring and wiring devices		
-21.7	-21.5	-19.2	-19.3	-15.1	37.3	37.0	48.5	49.1	60.5	50.3	55.3	43.1	43.3	33.2	52.5	Manufacture of fibre optic cables		
33.7	22.5	18.1	14.3	12.9	15.6	13.8	11.3	12.2	8.2	5.7	15.4	11.2	13.6	14.8	17.3	Manufacture of other electronic and electric wires and cables		
5.1	1.7	12.1	9.5	17.4	10.8	14.1	14.8	14.0	19.1	17.6	19.2	22.3	8.2	-5.8	-5.0	Manufacture of current-carrying and non current-carrying wiring devices for electrical circuits regardless of material		
24.3	17.8	60.3	57.9	60.1	63.4	61.2	59.0	61.8	43.2	38.6	18.2	8.1	8.8	2.8	2.9	Manufacture of electric lighting equipment		
-6.4	0.6	-17.4	-21.6	-27.5	-37.3	-36.0	-36.3	-35.5	-30.5	-31.6	-32.9	-25.6	-20.6	-15.6	-18.2	Manufacture of domestic appliances		
5.9	5.5	1.3	-1.2	1.9	9.2	4.5	6.6	27.1	21.6	23.4	36.5	22.4	23.5	32.3	33.5	Manufacture of other electrical equipment		
10.0	7.6	0.03	-1.9	1.7	0.8	1.1	3.2	1.2	2.0	1.1	0.3	2.8	2.9	3.2	5.1	Manufacture of general-purpose and special-purpose machinery		
6.7	-1.5	-4.4	-1.9	1.8	-1.2	-5.9	-7.9	-6.2	-1.4	-6.4	-5.1	-1.0	3.4	3.6	7.0	Manufacture of fluid power equipment		
23.7	23.9	16.1	5.1	5.4	5.6	9.6	16.6	7.2	-7.7	0.2	-0.7	1.5	4.3	3.5	3.8	Manufacture of other pumps, compressors, taps and valves		
-0.8	0.7	-16.1	-7.6	4.8	-0.9	-3.5	4.9	-4.3	-2.1	3.5	9.1	7.6	0.6	0.5	10.3	Manufacture of power-driven hand tools with self-contained electric or non-electric motor or pneumatic drives		
14.9	18.7	18.4	0.1	0.6	0.8	1.2	2.0	9.0	5.7	7.6	-6.3	-5.6	-6.7	-6.1	-8.7	Manufacture of metal-forming machinery and machine tools		
7.5	2.7	-2.9	-3.3	-1.0	-0.6	0.2	-1.2	-0.5	8.1	0.05	0.5	5.2	6.0	6.8	7.4	Manufacture of air-conditioning machines, including for motor vehicles		
15.1	19.6	0.2	2.0	-4.5	-0.5	14.6	16.6	10.3	11.0	10.5	11.5	9.7	9.8	14.2	13.3	Manufacture of other special-purpose machinery		
17.6	16.7	6.7	11.9	14.6	19.9	20.7	18.4	17.3	13.5	17.6	18.1	19.9	20.1	26.6	27.1	Other industry		
7.4	7.3	0.5	-6.3	-4.1	-1.2	-3.4	-5.1	-6.4	-6.1	-6.2	-5.6	-6.2	-2.6	1.3	4.2	Manufacture of motor vehicles		
11.6	-1.0	-6.8	-12.0	-12.9	-10.3	-8.0	-11.8	-6.2	-6.7	-7.6	-7.0	-3.8	-1.6	-1.1	0.8	Manufacture of bodies (coachwork) for motor vehicles; manufacture of trailers and semi-trailers		
13.8	13.9	3.9	2.5	3.3	6.0	7.5	6.4	2.7	2.5	3.8	4.2	3.2	5.6	12.2	11.9	Manufacture of parts and accessories for motor vehicles		
19.2	21.9	16.1	16.1	10.5	13.3	17.8	21.3	16.0	11.2	11.8	12.0	10.3	14.7	16.5	14.5	Building of ships and boats		
36.1	8.5	-13.1	-21.1	-3.4	-8.8	-6.1	-20.3	-26.1	-19.7	-17.4	-18.6	-19.9	-16.8	-1.4	6.8	Manufacture of railway locomotives, rolling stock, air and spacecraft, related machinery, military fighting vehicles and transport equipment n.e.c		
-7.7	1.2	-8.5	-8.0	-6.8	1.0	-4.4	-4.9	-4.1	-0.8	0.7	1.0	1.7	-0.6	10.2	8.6	Manufacture of motorcycles		
13.4	5.5	-3.9	-8.2	-7.1	5.2	4.4	5.7	5.4	6.7	5.2	7.9	8.5	7.9	9.6	9.8	Manufacture of bicycles and invalid carriages		
11.6	6.0	-3.5	-7.2	-6.5	8.4	6.2	7.0	7.8	10.7	9.1	13.3	13.4	12.6	13.1	14.2	Other industry		
19.2	4.0	-5.2	-11.3	-8.9	-4.6	-1.5	1.4	-2.3	-5.9	-7.0	-8.1	-6.0	-6.2	-1.4	-4.4	Manufacture of furniture		
16.0	8.8	-0.2	-6.4	-10.0	-1.4	-1.0	0.2	8.9	5.0	1.0	0.8	1.9	2.4	8.2	9.0	Manufacture of wooden and cane furniture		
15.0	6.0	5.6	6.2	6.7	9.6	5.4	5.6	5.5	2.6	0.3	0.6	0.8	1.2	2.8	2.5	Other industry		
6.2	-7.5	-3.3	3.1	5.9	9.8	9.7	9.0	7.6	4.8	5.6	3.2	4.8	1.3	8.6	5.8	Manufacture of musical instruments, medical and dental instruments and supplies and other manufacturing n.e.c.		
17.6	10.4	8.1	7.1	7.0	9.5	4.3	4.8	4.9	2.0	-1.0	-0.1	-0.3	1.2	1.3	1.6	Manufacture of stationery		
19.9	19.4	2.7	-3.8	-0.2	5.2	5.8	1.2	3.8	-0.6	-2.7	-1.6	-0.8	1.3	4.3	7.5	Other industry		
-35.5	-14.2	-13.8	1.2	16.6	10.6	44.2	46.5	32.1	60.4	61.7	56.7	57.6	60.2	34.2	31.2	Manufacture of sports goods		
5.0	7.1	1.1	0.4	1.1	3.7	3.7	6.5	3.9	3.6	3.3	4.2	5.4	6.4	9.6	5.7	Manufacture of games and toys		
-23.0	-1.8	-3.3	-3.2	-3.5	-1.3	-2.2	-1.6	-5.4	-6.2	-2.5	-0.7	4.8	2.2	4.6	-4.8	Repair of fabricated metal products, machinery and equipment and installation of industrial machinery and equipment		
16.3	9.7	2.3	1.4	2.4	5.1	5.3	8.9	6.6	6.5	4.9	5.5	5.6	7.6	10.9	8.6	Repair and maintenance of transport equipment except motorcycles and bicycles		
8.2	6.4	3.5	1.5	1.7	3.6	4.4	4.8	4.9	4.1	3.9	4.4	4.5	5.0	6.2	7.1	Other industry		
																Total Manufacturing		

Jadual Table **1.6c** : Gaji dan Upah yang Dibayar Sektor Pembuatan Mengikut Kumpulan: Perubahan Peratusan Bulanan/Suku Tahunan
 : Salaries and Wages Paid of Manufacturing Sector by Group: Monthly/Quarterly Percentage Change

Kod Kumpulan Group code	Keterangan Kumpulan/Tempoh	2021				2022						
		Q1	Q2	Q3	Q4	Q1	Q2	Jan.	Feb.	Mac	Apr.	Mei
101	Pemprosesan dan pengawetan daging	0.7	0.4	-2.3	6.1	-4.3	-1.4	-0.7	-3.9	1.8	1.5	-0.4
102	Pemprosesan dan pengawetan ikan, krustasea dan moluska	1.1	-1.7	-2.0	-0.7	-0.8	-0.9	4.4	-5.0	1.2	-0.9	1.1
	10201 Pengetinan ikan, krustasea dan moluska &											
	10202 Pemprosesan dan pengawetan ikan, krustasea dan moluska	0.5	-1.2	-3.8	-0.5	-1.3	-0.9	3.2	-4.2	0.9	-0.6	1.5
	Industri lain	3.6	-4.1	5.8	-1.4	1.5	-0.8	9.6	-8.2	2.9	-2.0	-0.5
103	Pemprosesan dan pengawetan buah-buahan dan sayur - sayuran	6.4	0.5	-4.8	-2.1	10.0	2.7	5.4	-1.6	1.0	0.4	-0.01
	10303 Pengetinan nanas &											
	10304 Pembuatan jem, marmalad dan sajian jeli	1.7	-1.9	-31.1	-23.5	2.6	7.4	-2.7	0.2	-10.2	0.7	5.7
	Industri lain	6.9	0.8	-1.8	-0.4	10.4	2.5	6.4	-1.8	2.3	0.4	-0.6
104	Pembuatan minyak dan lemak daripada sayuran dan haiwan	-0.6	1.4	-0.8	4.6	0.6	0.8	-5.3	-0.2	1.9	1.3	-1.0
	10404 Pembuatan minyak sayuran mentah dan bertapis &											
	10406 Pembuatan sebatian lemak masakan	3.1	0.4	-0.1	0.03	2.8	4.4	2.7	-0.4	0.9	0.8	-1.1
	10405 Pembuatan minyak kelapa	3.1	-6.1	-20.1	0.4	12.5	4.0	-0.3	-0.3	2.9	-0.8	-0.3
	Industri lain	-1.1	1.8	-0.1	5.1	0.1	0.4	-6.1	-0.2	1.9	1.4	-1.0
105	Pembuatan produk tenusu	1.9	3.2	-2.3	1.2	9.2	2.8	1.8	0.8	1.0	3.5	-0.3
	10502 Pembuatan susu pekat, tepung dan sejat	2.3	2.8	-1.4	1.1	9.8	2.7	2.1	1.9	-0.04	3.4	0.1
	Industri lain	-1.3	5.3	-7.8	1.8	5.1	3.7	0.1	-6.5	8.5	4.6	-2.6
106	Pembuatan produk bijian, kanji dan produk berkanji	3.3	-2.2	0.5	p	1.8	-1.0	2.4	-2.2	0.1	-1.1	0.1
	10611 Pengilangan beras	4.8	-2.8	3.3	1.27	0.9	-2.2	5.8	-3.2	-0.3	-0.5	-0.04
	10613 Pengilangan tepung	0.6	-1.9	-1.6	0.2	2.1	0.9	-2.3	-0.9	0.3	-2.0	0.2
	Industri lain	12.4	0.2	-4.7	-2.0	6.8	-4.4	12.9	-4.1	1.7	0.8	0.02
107	Pembuatan produk makanan lain	4.2	0.8	0.6	4.4	2.6	1.7	2.6	-0.4	1.9	0.5	-0.3
	10711 Pembuatan biskut dan cookies	-1.1	-1.5	7.2	8.8	2.0	3.7	-0.8	-2.7	2.5	-2.3	-0.04
	10712 Pembuatan roti, kek dan produk bakeri lain	-3.6	2.3	0.9	1.4	-8.1	4.5	-3.7	3.1	0.7	-0.2	2.8
	10713 Pembuatan produk snek	7.0	4.4	-2.9	2.0	6.2	5.2	6.2	-5.1	6.2	2.2	-0.03
	10721 Pembuatan gula	3.7	-4.4	1.7	6.2	12.4	-6.1	7.8	-8.5	3.3	-3.7	-0.6
	10731 Pembuatan produk koko	6.3	13.9	-6.1	7.1	11.6	-2.6	0.4	4.2	1.4	31.4	-23.0
	10732 Pembuatan coklat dan produk coklat &											
	10733 Pembuatan konfeksi gula	6.2	0.9	-2.4	3.8	12.1	-0.2	6.3	-1.9	6.3	-1.7	0.01
	10793 Pembuatan sos dan bahan perasa	6.2	-2.5	6.5	10.4	-8.1	-0.7	-0.6	0.1	-0.7	-0.5	0.1
	10799 Pembuatan produk makanan lain f.t.t.l.	12.8	3.7	-1.9	7.4	13.2	1.7	5.0	0.3	0.7	5.3	-0.8
	Industri lain	8.4	-1.0	-0.5	2.8	6.9	0.7	7.6	-1.5	1.8	-1.0	-0.9
108/10800	Pembuatan makanan haiwan tersedia	-1.0	-0.6	1.6	4.5	-3.5	-0.7	-13.4	0.2	-0.01	-0.9	0.5
110	Pembuatan minuman ringan	-3.0	-7.3	-1.1	12.9	-2.4	-3.2	-7.0	-0.9	-4.0	1.4	-6.6
	11041 Pembuatan minuman ringan	-6.3	-5.9	0.6	15.5	-4.1	-1.2	-10.3	-0.3	-8.1	2.6	-2.5
	11042 Pengeluaran air mineral semulajadi dan minuman lain yang dibotolkan	7.9	-5.2	-4.0	6.0	4.6	-7.1	6.7	-1.9	5.1	-0.2	-9.8
	Industri lain	-5.6	-23.8	-5.8	12.9	-9.7	-8.9	-15.0	-3.2	1.4	-3.1	-27.2
120/12000	Pembuatan produk tembakau	-0.1	-15.7	-1.5	21.1	0.3	-14.9	-16.7	7.1	-4.4	-14.0	0.3
131	Pemintalan, penenunan dan penyiapan tekstil	-2.0	-1.7	-2.7	10.4	0.9	-1.2	-3.6	-0.7	-2.3	-0.5	3.0
	13110 Penyediaan dan pemintalan gentian tekstil &											
	13120 Penenunan tekstil	-1.3	-0.9	-4.6	8.7	2.6	-2.2	-0.9	-1.0	-3.3	-0.2	5.5
	13132 Pewarnaan, pelunturan, percetakan dan penyiapan akhir benang dan fabrik	-3.5	-3.0	2.0	14.4	-2.8	0.9	-9.8	0.4	-0.1	-0.9	-2.5
	Industri lain	-1.1	-6.9	-3.8	7.0	4.0	-1.2	2.3	-2.4	0.6	-1.6	2.1
139	Pembuatan tekstil lain	-1.2	-0.5	1.6	2.2	-6.4	-1.1	-0.6	-1.8	1.9	-1.3	2.3
	13910 Pembuatan fabrik dikait dan dikrusye	-8.8	3.7	4.1	4.7	-15.1	-7.0	-8.4	0.1	0.1	-1.8	9.2
	Industri lain	2.9	-2.4	0.4	0.9	-1.6	1.7	3.6	-2.8	2.7	-1.0	-1.0
141	Pembuatan pakaian, kecuali pakaian berbulu	-4.7	-7.6	-0.9	12.2	1.0	-5.9	-5.5	-7.6	0.01	-0.02	0.5
	14102 Pembuatan pakaian	-6.1	-7.3	3.6	10.0	-3.1	-6.3	-7.4	-9.3	0.1	0.01	3.5
	Industri lain	-1.4	-8.4	-10.5	17.9	10.6	-5.1	-1.1	-3.9	-0.1	-0.1	-5.8
142 & 143	Pembuatan artikel daripada kulit bulu dan pakaian yang dikait dan dikrusye	-3.7	-3.6	-13.0	7.3	7.0	2.9	-0.1	-9.8	0.4	2.1	0.3
151 (15110 & 15120)	Penyamakan dan pembersihan kulit, pembuatan begasi, beg tangan, pelana dan abah-abah pembersihan dan pewarnaan bulu	-2.0	-3.4	-4.3	11.3	-3.3	-3.8	-5.8	-0.2	-0.03	-1.1	-0.1
152	Pembuatan kasut	2.3	-6.7	-4.5	15.0	3.3	-3.4	4.8	-4.6	-0.4	-0.02	-3.6
	15201 Pembuatan kasut kulit &											
	15203 Pembuatan kasut getah	1.4	-7.2	-4.3	17.9	2.2	-2.8	6.0	-6.3	-1.2	0.4	-3.8
	Industri lain	4.6	-5.3	-4.9	7.9	6.4	-4.9	1.8	-0.1	1.4	-1.1	-3.2
161/16100	Pengilangan dan pengetaman kayu	-7.5	-6.2	4.5	4.8	-4.1	-5.3	-8.7	2.0	-5.4	-0.1	-3.0

(%)

2021														2022														Group Description/Period
Jun	Jul.	Ogo.	Sep.	Okt.	Nov.	Dis.	Jan.	Feb.	Mac	Apr.	Mei	Jun	Jul.	Jun	Jul.	Aug.	Sep.	Okt.	Nov.	Dis.	Jan.	Feb.	Mac	Apr.	Mei	Jun	Jul.	
-2.0	-1.4	0.3	1.2	-0.9	9.1	0.4	-0.5	-9.0	-2.2	2.3	2.5	-1.9	-0.3	Processing and preserving of meat														
-2.1	1.1	-3.3	0.6	-0.1	-0.9	2.4	1.1	-4.5	-0.3	0.6	0.6	-0.4	1.4	Processing and preserving of fish, crustaceans and molluscs														
														Canning of fish, crustaceans and molluscs														
-2.1	-0.6	-4.5	2.2	-0.5	-1.0	2.1	0.6	-3.8	-1.4	1.1	0.03	0.8	-0.3	Processing, curing and preserving of fish, crustacean and molluscs														
-2.4	8.6	1.8	-6.0	1.5	-0.7	3.3	3.1	-7.1	4.2	-1.4	3.0	-4.8	8.3	Other industry														
0.1	-0.5	-6.9	0.8	-1.0	0.1	2.3	8.1	-0.3	1.2	0.4	2.5	-0.1	0.6	Processing and preserving of fruits and vegetable														
														Pineapple canning														
2.6	-1.4	-49.0	0.7	0.1	-3.2	7.7	-5.8	11.4	-7.3	-0.8	11.9	5.7	3.3	Manufacture of jams, marmalades and table jellies														
-0.2	-0.4	-2.1	0.8	-1.1	0.4	2.0	8.9	-0.9	1.7	0.5	2.0	-0.5	0.5	Other industry														
-1.3	4.3	-10.2	10.2	-0.2	-1.9	9.6	-4.6	-0.1	-0.1	-0.3	1.0	1.6	1.8	Manufacture of vegetable and animal oils and fats														
														Manufacture of crude and refined vegetable oil														
-0.2	-1.3	3.0	-0.8	0.1	-0.9	0.2	2.7	0.1	0.5	1.3	2.2	3.5	1.8	Manufacture of compound cooking fats														
-20.8	-7.9	0.3	5.5	-3.5	0.4	-0.1	11.1	1.7	0.1	2.4	0.9	1.0	-8.1	Manufacture of coconut oil														
-0.5	5.2	-11.6	11.4	-0.1	-2.0	10.7	-5.6	-0.2	-0.1	-0.5	0.9	1.5	2.1	Other industry														
-3.3	-0.7	1.6	-0.9	-0.5	-1.9	9.3	3.0	1.3	-0.7	4.4	0.9	-6.4	-0.8	Manufacture of dairy products														
-3.4	0.3	1.4	-1.2	-0.6	-2.0	10.3	2.5	2.6	-1.8	4.5	1.6	-7.1	0.6	Manufacture of condensed, powdered and evaporated milk														
-2.3	-7.7	3.0	1.2	0.3	-1.6	2.3	7.2	-8.4	8.7	3.8	-3.8	-0.2	-10.9	Other industry														
-1.4	2.2	-2.5	2.8	-0.5	-1.5	3.3	2.7	-4.0	0.9	2.2	-3.4	-0.2	2.4	Manufacture of grain mill products, starches and starch products														
														Rice milling														
-3.0	3.2	0.4	5.8	-0.8	-2.6	-0.01	5.3	-4.91	-0.1	1.04	-2.5	0.7	0.48	Flour milling														
0.2	0.9	-4.0	-0.05	-0.4	-0.3	7.1	-0.9	-3.2	2.3	3.5	-4.2	-0.5	3.9	Other industry														
-0.8	3.5	-11.2	-0.1	2.0	-0.8	2.0	8.5	-3.2	-1.5	1.9	-4.0	-5.1	6.2	Manufacture of other food products														
-1.9	-0.2	0.7	5.0	0.0	1.3	-0.1	1.7	-1.4	4.4	-2.1	1.0	2.2	-1.6	Manufacture of biscuits and cookies														
0.2	3.5	2.8	4.7	2.7	3.6	-1.7	3.5	-4.0	3.8	0.3	1.9	3.1	-2.3	Manufacture of bread, cakes and other bakery products														
-2.6	-0.2	1.1	3.4	0.3	1.2	-6.9	-3.9	-0.7	1.2	1.3	4.0	-0.2	-1.3	Manufacture of snack products														
-0.1	-4.7	2.1	1.7	-0.8	-2.3	7.9	6.7	-9.8	6.6	0.5	2.0	7.5	-3.7	Manufacture of sugar														
1.8	0.2	-1.6	5.0	-2.8	8.2	2.4	1.8	4.4	8.6	-13.5	3.2	-2.2	-4.8	Manufacture of cocoa products														
0.5	-1.4	2.8	7.4	-0.04	-1.0	5.9	10.2	-7.1	8.4	8.9	-19.9	0.8	-0.4	Manufacture of chocolate and chocolate products														
-2.4	-1.9	-0.2	3.9	0.8	1.0	-0.4	6.6	0.4	14.3	-10.0	0.9	3.0	-1.1	Manufacture of sugar confectionery														
-5.0	-2.5	8.3	20.9	-5.7	2.2	-1.3	-8.8	-0.9	4.7	-6.0	1.7	4.8	-4.6	Manufacture of sauces and condiments														
-4.7	3.9	-4.4	2.3	2.0	4.8	6.1	5.8	1.0	2.0	-0.8	-0.6	3.7	0.2	Manufacture of other food products n.e.c.														
-0.6	-0.3	-0.8	3.1	0.5	-0.5	2.7	4.8	-1.1	3.7	-2.3	0.5	1.7	-1.1	Other industry														
-0.3	6.0	-6.4	0.2	0.3	0.1	18.9	-13.6	-0.2	-0.2	-1.3	1.2	0.1	0.6	Manufacture of prepared animal feeds														
-4.1	-1.0	3.3	8.9	-0.3	5.6	6.5	-7.2	1.1	-4.7	2.6	-3.8	-1.0	-1.1	Manufacture of beverages														
-3.5	-0.4	1.0	11.0	0.04	6.7	8.5	-10.4	1.9	-5.6	4.3	-2.2	-1.8	-1.6	Manufacture of soft drinks														
-3.4	-2.1	4.1	3.8	-0.5	3.7	0.3	4.3	-1.4	-0.6	-1.3	-7.3	-0.7	0.5	Production of natural mineral waters and other bottled waters														
-12.9	-2.7	25.6	7.4	-2.4	0.9	7.3	-11.8	2.4	-12.0	1.1	-6.9	6.7	-2.1	Other industry														
-4.2	-0.1	-3.4	11.1	4.4	0.4	27.3	-16.4	6.7	-5.0	-13.9	0.02	0.2	-0.01	Manufacture of tobacco products														
-4.1	0.3	-2.7	2.0	4.2	5.4	5.2	-3.4	-0.3	-1.3	-2.0	2.8	-0.2	-0.4	Spinning, weaving and finishing of textiles														
														Preparation and spinning of textile fibres														
-4.6	0.9	-8.3	4.7	4.1	5.2	2.4	-0.7	0.8	-1.4	-3.1	2.7	-0.5	-0.4	Weaving of textiles														
-1.6	-0.3	8.1	-3.1	5.2	6.3	11.6	-9.5	-2.5	-1.1	0.2	2.9	1.0	-0.2	Dyeing, bleaching, printing and finishing of yarns and fabrics														
-18.8	-11.9	38.2	-0.9	-2.8	0.5	0.9	4.9	-2.3	-0.1	0.3	3.4	-8.3	-1.9	Other industry														
-3.8	1.0	3.9	-0.2	0.9	-0.2	1.0	-4.5	-3.1	-1.6	0.1	2.1	-1.2	2.4	Manufacture of other textiles														
-1.7	0.03	4.2	-1.4	3.9	-0.4	1.8	-13.7	0.4	-8.8	-2.5	3.1	-2.1	0.9	Manufacture of knitted and crocheted fabrics														
-4.9	1.5	3.7	0.4	-0.7	-0.1	0.6	0.6	-4.8	2.0	1.2	1.6	-0.9	3.1	Other industry														
-16.1	11.6	0.03	0.1	-0.3	12.6	11.0	-4.7	-6.8	-0.1	-1.2	-0.1	-7.2	4.9	Manufacture of wearing apparel, except fur														
-18.8	18.3	-0.1	-0.1	-0.9	9.7	12.5	-7.6	-8.4	0.1	-1.5	1.1	-7.8	6.2	Manufacture of clothings														
-9.8	-2.4	0.5	0.3	1.0	19.8	7.7	2.0	-3.3	-0.3	-0.4	-2.3	-5.9	2.3	Other industry														
-7.9	1.1	-15.5	4.1	-2.3	16.1	6.8	7.4	-15.1	3.9	1.6	7.0	-0.4	-0.8	Manufacture of articles of fur, knitted and crocheted apparel														
														Tanning and dressing of leather; manufacture of luggage, handbags, saddlery and harness; dressing and dyeing of fur														
-6.7	-8.0	9.8	6.8	2.9	1.3	-1.0	-0.5	-3.3	-0.9	-1.6	0.4	-2.2	-4.2	Manufacture of footwear														
														Manufacture of leather footwear														
-7.7	-5.4	9.8	4.0	6.7	1.4	3.1	1.7	-0.9	-0.7	-0.1	-1.9	-3.7	-4.6	Manufacture of rubber footwear														
-7.0	-6.8	12.5	2.4	9.5	1.0	4.2	0.8	-1.6	-1.8	0.4	-0.5	-3.4	-4.8	Other industry														
-9.3	-2.1	3.5	7.8	0.0	2.2	0.2	4.3	0.8	2.0	-1.3	-5.5	-4.4	-4.0	Sawmilling and planning of wood														
-3.9	6.3	-0.4	6.6	-0.1	-0.6	3.3	-5.3	1.5	-5.1	-0.9	-2.4	0.3	-2.0															

Kod Kumpulan Group code	Keterangan Kumpulan/Tempoh	2021				2022						
		Q1	Q2	Q3	Q4	Q1	Q2	Jan.	Feb.	Mac	Apr.	Mei
162	Pembuatan produk daripada kayu, gabus, jerami dan bahan jalinan lain	3.3	-2.2	5.4	6.5	0.4	-1.8	3.8	-3.1	0.9	-0.8	0.1
16211	Pembuatan kepingan venier dan papan lapis	-1.1	-3.2	11.3	9.3	-4.8	-3.5	-0.7	-1.6	0.4	-3.1	1.3
16212	Pembuatan papan partikel dan papan gentian	3.1	3.0	2.2	12.5	8.4	0.3	2.6	-3.6	2.4	-1.8	8.2
16221	Pertukangan kayu untuk jurubina	12.2	-0.7	-1.2	-0.9	6.4	-0.2	11.5	-0.5	0.2	3.8	-3.8
	Industri lain	5.4	-5.0	0.5	2.7	2.8	-0.5	8.5	-9.8	2.4	0.2	-3.5
170	Pembuatan kertas dan produk kertas	7.6	-0.6	-1.4	4.6	1.2	-1.5	0.2	0.2	2.6	-0.8	-2.5
17010	Pembuatan pulpa, kertas dan kertas tebal	-2.1	0.9	4.2	11.8	-1.0	1.5	-0.5	0.8	1.1	-3.2	3.9
17020	Pembuatan kertas gelugur dan kertas tebal dan bekas daripada kertas dan kertas tebal	7.7	2.6	-4.4	3.5	-1.7	2.6	-0.2	-1.1	6.5	-1.5	-0.1
17091	Pembuatan sampul surat dan kad surat	3.8	3.6	0.9	-1.5	-8.8	-2.2	-0.8	5.8	-0.8	-0.5	4.2
17092	Pembuatan kertas kegunaan rumah dan pembersih peribadi	1.4	1.4	-3.1	2.2	12.4	-4.9	2.6	-0.3	-0.5	10.2	-13.3
17093	Pembuatan kertas bergam atau pelekat yang berjalur atau bergulung dan label dan kertas dinding	-3.3	-13.9	5.3	3.7	-6.1	-11.4	-2.7	-1.8	0.3	-9.2	-5.2
	Industri lain	18.6	1.4	-3.4	5.9	9.9	-0.8	3.4	7.0	-0.3	0.2	1.9
181 & 182	Percetakan, aktiviti perkhidmatan berkaitan percetakan dan penerbitan semula media rakaman	5.8	-1.9	-7.7	6.2	5.3	-1.3	-0.3	-4.4	2.3	-1.6	1.8
18110	Percetakan	5.2	-0.6	-8.0	6.2	4.8	0.2	-0.6	-5.1	2.6	-0.9	2.5
18120	Aktiviti perkhidmatan berkaitan percetakan &	9.0	-8.4	-6.0	6.4	8.4	-9.1	1.3	-0.9	0.5	-5.3	-2.0
18200	Penerbitan semula media rakaman											
192 (19201 & 19202)	Pembuatan produk petroleum bertapis	-0.03	-15.4	8.2	9.9	1.2	-15.4	-10.6	-2.9	16.6	-24.9	-0.8
201	Pembuatan kimia asas, baja dan sebatian nitrogen, plastik dan getah sintetik dalam bentuk primer	5.2	-2.2	5.4	-2.8	4.4	-1.5	-2.2	1.5	4.0	-5.8	-4.6
20111	Pembuatan gas perindustrian atau perubatan bukan organik dalam bentuk cecair atau mampat	14.3	1.0	2.7	2.9	24.5	-0.1	18.5	-1.8	1.8	-0.2	-2.4
20112	Pembuatan kimia organik asas &	5.7	-2.4	9.5	-4.3	5.4	-2.4	-2.2	1.8	1.1	-4.2	-8.5
20113	Pembuatan sebatian bukan organik											
20121	Pembuatan baja &	10.5	-5.6	0.7	-9.8	4.4	-7.3	-0.3	2.9	11.2	-14.7	-0.4
20129	Pembuatan produk campuran nitrogen											
20131	Pembuatan plastik dalam bentuk primer	0.03	-1.6	1.9	1.3	-3.8	1.5	-7.3	0.7	7.4	-6.8	-0.3
	Industri lain	4.9	1.7	-3.8	0.8	11.3	3.7	-4.3	5.1	0.3	0.8	-0.1
202 & 203	Pembuatan produk kimia lain dan serat buatan manusia	4.5	-8.2	-4.8	8.6	3.4	-7.3	-4.6	0.2	2.9	-8.2	-2.0
20210	Pembuatan racun perosak dan produk agrokimia lain	34.1	-3.4	-2.2	-4.8	18.1	-0.7	33.9	-9.9	11.2	-6.1	0.4
20221	Pembuatan cat, varnis dan penyadur dan mastik	8.6	-10.6	0.3	5.8	14.0	-13.7	15.3	-18.7	2.9	-2.6	-2.9
20222	Pembuatan dakwat cetak	0.2	-12.6	-6.7	2.7	-5.3	-7.3	-7.6	-1.4	12.2	-10.4	-12.3
20231	Pembuatan sabun dan bahan pencuci, penyediaan & membersihkan dan mengilat	2.2	-13.2	-6.1	4.8	5.5	-14.0	-12.5	7.6	0.8	-15.8	1.4
20232	Pembuatan pewangi dan penyediaan dandanan diri											
20291	Pembuatan plat fotografi, filem, sensitized paper dan other sensitized unexposed materials &	0.6	-0.9	-5.7	20.5	-4.0	-0.1	-10.4	5.0	-0.05	-0.9	-2.5
20292	Pembuatan dakwat menulis dan melukis &											
20299	Pembuatan produk kimia lain t.t.t.l.	2.0	2.2	-4.1	-0.3	5.6	6.1	-0.5	-0.6	-0.5	-0.4	6.8
	Industri lain											
210	Pembuatan produk farmaseutikal, kimia perubatan dan botani	-1.9	8.9	1.7	3.0	-4.5	8.7	-10.1	0.2	-0.4	12.6	-4.7
21001	Pembuatan bahan aktif ubat-ubatan untuk digunakan oleh bidang farmakologi dalam pembuatan ubat-ubatan	-2.6	8.7	-0.7	6.1	-6.1	8.9	-10.3	-0.004	-0.4	12.5	-5.3
	Industri lain	1.2	9.8	11.3	-8.2	1.8	8.0	-9.1	0.8	-0.6	13.3	-2.3
221	Pembuatan produk getah	-6.2	15.3	4.9	-9.9	-6.4	13.3	-6.1	-6.6	2.0	2.8	10.5
22111	Pembuatan tayar getah untuk kenderaan	-7.9	17.7	-1.4	-5.8	-7.0	19.8	-1.0	-12.1	19.3	0.1	15.5
22112	Pembuatan bunga tayar yang boleh ditukar ganti dan tayar celup	5.1	7.2	-4.2	3.4	1.7	13.9	3.0	-7.6	24.3	-0.4	-1.9
22191	Pembuatan produk lain daripada getah asli atau sintetik, & tidak divulkan, divulkan atau dikeraskan	4.5	5.1	1.4	-6.8	4.0	8.0	-0.3	0.5	5.2	0.4	2.5
22193	Pengilangan semula getah dan prosesan susu getah											
22192	Pembuatan sarung tangan getah	-12.9	32.4	11.2	-15.8	-12.2	19.0	-11.0	-8.5	-1.7	5.2	26.5
22199	Pembuatan tandas daripada getah lain yang t.t.t.l.	1.9	-13.0	-7.7	6.0	1.1	-0.4	-1.2	-5.6	-0.7	1.2	-18.2
222	Pembuatan produk plastik	0.3	6.3	-6.3	0.8	-0.7	8.9	-1.5	0.4	5.5	3.3	2.3
22201	Pembuatan produk plastik separa siap &	-4.7	7.6	-6.8	0.9	-4.3	10.7	-5.4	4.7	1.8	5.1	4.9
22202	Pembuatan produk plastik siap											
22203	Pembuatan artikel plastik untuk pembungkusan barangan	2.9	14.0	-7.2	0.8	1.1	17.1	0.0	-6.6	21.6	3.5	1.3
22204	Pembuatan barangan plastik jurubina	5.3	1.4	-15.7	7.4	4.9	4.9	4.1	-3.8	8.7	0.5	0.5
22205	Pembuatan pinggan mangkuk, peralatan dapur dan barangan tandas daripada plastik	4.9	1.5	-1.3	2.1	2.3	2.3	0.3	0.2	5.0	-1.2	1.9
22209	Pembuatan pelbagai produk plastik t.t.t.l.	3.1	2.1	-6.1	0.1	1.1	3.9	0.9	0.5	0.8	2.4	0.5
231 (23101 & 23102 & 23109)	Pembuatan kaca dan produk kaca	8.7	6.4	-1.9	13.4	1.8	2.2	2.5	0.1	1.8	2.7	4.6

2021			2022											Group Description/Period
Jun	Jul.	Ogo.	Sep.	Okt.	Nov.	Dis.	Jan.	Feb.	Mac	Apr.	Mei	Jun	Jul.	
-3.1	4.0	1.8	6.5	0.4	0.7	2.0	0.7	-2.5	-0.3	-0.7	0.9	-1.9	2.5	Manufacture of products of wood, cork, straw and plaiting materials
-2.1	6.1	2.8	11.6	-0.3	-0.1	3.7	-5.5	-1.9	-1.1	-2.8	1.9	-1.6	4.4	Manufacture of veneer sheets and plywood
-2.6	-2.2	1.6	7.7	1.4	7.6	-0.2	6.3	-1.4	1.8	1.0	-1.6	-1.2	-0.4	Manufacture of particle board and fibreboard
-5.6	5.0	-1.3	0.2	0.8	-3.6	3.1	7.1	-1.5	-1.3	2.0	0.3	-3.0	3.8	Manufacture of builders' carpentry
-3.0	2.1	3.2	-1.2	1.1	3.4	-2.7	7.9	-6.7	1.3	0.8	1.3	-1.9	-1.8	Other industry
0.0	-2.5	1.1	3.8	0.9	1.1	0.2	-0.05	2.1	-1.9	-0.8	-0.8	1.4	-1.0	Manufacture of paper and paper products
1.4	1.1	-1.4	5.4	7.2	4.5	-5.3	1.3	0.5	-1.5	-2.4	4.5	5.4	-2.5	Manufacture of pulp, paper and paperboard
0.9	-8.8	5.0	2.5	0.2	0.3	-0.3	2.0	-5.1	-0.2	3.8	0.4	1.3	-0.9	Manufacture of corrugated paper and paperboard and of containers of paper and paperboard
-0.4	0.8	-1.3	-0.6	-0.8	0.4	-0.3	-3.9	-6.9	-1.4	-1.7	4.5	-0.2	1.1	Manufacture of envelopes and letter-card
4.6	-1.3	-2.7	5.9	-0.3	-0.6	-0.04	-4.0	30.4	-6.5	-3.1	-8.4	0.8	0.3	Manufacture of household and personal hygiene paper
-4.1	9.3	-2.5	7.8	-0.9	0.3	0.5	-6.4	0.7	-1.7	-10.1	-1.5	1.2	-3.7	Manufacture of gummed or adhesive paper in strips or rolls and labels and wall paper
-6.1	-1.0	2.0	-0.8	0.2	3.3	9.9	6.0	-5.3	-0.1	1.0	1.1	-1.9	1.2	Other industry
-4.3	-3.9	0.4	-5.8	3.0	4.4	12.4	-1.2	-4.7	2.0	-2.1	1.9	-0.4	-2.7	Printing, service activities related to printing and reproduction of recorded media
-4.0	-4.2	-0.01	-6.4	3.2	4.8	12.8	-2.3	-4.8	2.7	-1.2	2.1	-0.2	-3.2	Printing
-5.8	-2.1	2.4	-2.8	2.2	2.7	10.3	4.3	-4.2	-1.9	-6.7	0.9	-1.7	0.1	Service activities related to printing
														Reproduction of recorded media
10.5	-2.6	-0.6	14.3	-0.6	-4.8	15.1	-10.8	-0.7	16.9	-25.1	-0.1	7.4	-0.4	Manufacture of refined petroleum products
11.9	-0.2	-0.4	-0.1	-3.5	-2.1	7.2	-2.4	1.7	5.2	-5.4	-2.3	5.1	1.4	Manufacture of basic chemicals, fertilizer and nitrogen compounds, plastics and synthetic rubber in primary forms
6.8	-1.6	2.4	-2.5	0.5	4.8	0.1	20.6	2.3	0.1	-0.9	-3.3	6.6	-0.5	Manufacture of liquefied or compressed inorganic industrial or medical gases
20.5	0.2	-2.0	3.1	-5.7	-3.6	8.0	0.1	0.7	2.5	-5.3	-2.6	8.5	2.2	Manufacture of basic organic chemicals
8.0	-2.0	2.3	-11.0	-2.8	-5.3	10.2	-9.9	10.2	10.4	-16.5	1.4	-0.1	1.8	Manufacture of inorganic compounds
2.3	0.7	0.2	-0.9	-0.7	0.2	7.0	-11.3	-0.2	11.4	-3.6	-3.2	0.9	0.1	Manufacture of fertilizers
-2.3	-4.9	4.1	0.1	-0.3	-2.7	4.6	5.7	4.7	0.2	1.8	0.4	0.004	3.5	Manufacture of associated nitrogen products
-1.9	-2.8	-1.9	3.5	1.3	2.0	11.9	-4.5	-1.2	2.1	-6.2	-3.3	-0.1	3.2	Manufacture of plastics in primary forms
-2.6	2.1	-5.8	3.9	-6.6	5.7	-6.8	21.6	-10.2	22.8	-1.0	-11.9	-3.9	1.0	Other industry
-3.8	6.2	-5.6	5.1	0.3	1.0	10.1	14.8	-11.2	1.2	-5.7	-9.0	1.9	3.5	Manufacture of other chemical products and man-made fibres
-2.9	0.2	-1.0	0.3	-0.4	3.5	2.9	-7.4	-2.1	1.8	-3.3	-5.3	-3.3	1.3	Manufacture of pesticides and other agrochemical products
-2.7	-5.4	-2.3	6.8	-4.6	0.1	18.1	-10.7	9.4	-0.4	-14.6	-3.7	1.7	0.8	Manufacture of paints, varnishes and similar coatings ink and
														Manufacture of printing ink
														Manufacture of soap and detergents, cleaning and polishing preparations
														Manufacture of other chemical products n.e.c.
														Manufacture of photographic plates, films, sensitized paper and other sensitized unexposed materials
0.2	-5.9	1.0	0.8	11.6	2.8	15.1	-10.8	-3.7	-0.3	-0.1	2.5	-0.4	6.4	Manufacture of writing and drawing ink
-3.7	-4.7	3.9	-4.8	0.0	3.8	-2.4	5.7	0.7	-0.3	3.2	5.0	-1.5	-1.4	Manufacture of other chemical products n.e.c.
0.2	1.5	3.4	-1.7	1.7	-5.6	15.9	-10.3	-2.3	-0.03	12.7	-4.5	0.7	2.3	Manufacture of pharmaceuticals, medicinal chemical and botanical products
1.3	-2.1	4.5	-1.6	3.5	-5.7	18.6	-12.5	-3.5	1.0	12.8	-4.6	0.5	1.5	Manufacture of medicinal active substances to be used for their pharmacological properties in the manufacture of medicaments
-4.4	16.7	-0.3	-2.2	-5.1	-5.1	5.4	-0.1	2.2	-3.7	12.4	-4.1	1.6	5.5	Other industry
17.0	-5.8	-0.9	-5.5	-3.6	-6.0	4.5	-4.9	-3.9	0.7	4.6	9.0	9.1	-4.1	Manufacture of rubber products
-2.5	-0.8	-4.3	-1.8	-2.4	-2.9	3.5	-5.6	-12.4	18.5	-0.7	18.9	0.6	-0.7	Manufacture of rubber tyres for vehicles
-8.3	-1.8	3.8	4.8	1.9	-2.6	-3.5	3.1	-7.9	23.6	0.4	1.0	2.8	-2.1	Manufacture of interchangeable tyre treads and retreading rubber tyres
-1.7	1.4	-0.2	1.6	-8.0	-4.1	9.8	-3.1	0.8	5.2	2.7	0.7	3.0	1.7	Manufacture of other products of natural or synthetic rubber, unvulcanized, vulcanized or hardened
32.1	-9.2	-0.7	-10.0	-3.9	-9.2	1.5	-6.2	-5.0	-2.8	6.0	16.4	14.2	-7.1	Rubber remilling and latex processing
0.8	-1.5	-0.7	2.0	0.6	1.2	10.6	-3.7	-1.1	-4.0	5.8	-6.3	4.1	-1.5	Manufacture of rubber gloves
-6.7	-4.2	2.5	-0.03	0.3	-0.8	0.8	-2.4	-1.1	6.9	3.7	2.8	-2.9	-0.4	Manufacture of other rubber products n.e.c.
-10.4	-4.9	6.5	-1.1	0.2	0.7	-3.2	-4.8	1.3	5.0	5.2	6.6	-8.1	0.7	Manufacture of plastics products
														Manufacture of semi-manufactures of plastic products
														Manufacture of finished plastic products
														Manufacture of plastic articles for the packing of goods
-4.9	-4.8	1.6	-1.6	0.9	-1.0	3.2	-3.1	-7.2	23.6	4.0	2.4	-3.0	0.8	Manufacture of builders' plastics ware
-10.6	-8.9	-2.6	4.5	1.2	2.7	6.3	0.7	-5.5	9.1	1.9	1.9	-6.4	0.5	Manufacture of plastic tableware, kitchenware and toilet articles
-5.5	-3.7	8.3	0.9	0.6	-5.1	5.4	-1.5	0.8	4.7	-0.5	-0.7	-0.1	0.4	Manufacture of diverse plastic products n.e.c.
-4.1	-3.0	-1.7	1.7	-0.2	-1.4	2.3	0.1	0.1	-0.3	3.1	0.1	2.5	-2.5	
-2.0	-2.6	-6.4	15.8	3.4	-1.8	9.5	-0.3	-5.6	1.4	-0.1	7.0	-3.4	2.4	Manufacture of glass and glass products

Kod Kumpulan Group code	Keterangan Kumpulan/Tempoh	2021				2022						
		Q1	Q2	Q3	Q4	Q1	Q2	Jan.	Feb.	Mac	Apr.	Mei
239	Pembuatan pengeluaran galian bukan logam t.t.t.l.	-1.0	-0.2	-3.3	4.4	0.1	2.0	-1.8	-2.6	3.6	-0.3	1.1
23911	Pembuatan mortar refraktori dan konkrit &	-6.0	-1.0	-1.5	-8.0	-12.9	5.3	-2.2	-8.9	5.4	0.6	0.0
23921	Pembuatan seramik bukan refraktori											
23930	Pembuatan produk porselin dan seramik lain	-1.9	-7.3	-1.8	6.0	8.9	-1.6	5.0	-11.7	2.4	-8.8	9.0
23941	Pembuatan simen hidrolik	0.05	6.0	-11.0	3.8	-1.6	0.3	-11.0	-5.2	8.3	5.0	-0.5
23951	Pembuatan konkrit dan mortar siap bancuh dan bancuhan kering	2.7	0.8	-1.6	4.6	2.8	2.2	0.5	-3.6	8.1	-4.4	3.3
23952	Pembuatan konkrit pratuangan, simen atau artikel batu buatan yang digunakan dalam pembinaan;											
23953	Pembuatan komponen struktur pasang siap untuk bangunan atau kejuruteraan awam dari simen, batu atau konkrit buatan	-1.3	-1.6	-2.4	3.5	-0.05	1.1	0.4	2.5	-0.1	-0.5	2.0
23959	Pembuatan artikel konkrit, simen dan plaster lain t.t.t.l.											
23990	Pembuatan produk mineral bukan logam lain t.t.t.l. Industri lain	-2.0	-4.5	0.001	14.9	0.3	-0.3	-5.3	-3.0	-0.9	-7.8	9.5
		0.1	8.7	-9.1	5.8	5.1	8.4	-2.9	-4.2	9.9	16.9	-14.3
241 (24101 & 24102 & 24103 & 24104 & 24109)	Pembuatan besi dan keluli asas	5.0	-8.5	-2.8	12.8	6.7	-4.7	-0.2	-3.0	1.8	-5.5	-4.1
242 (24201 & 24202 & 24209)	Pembuatan logam asas berharga dan logam bukan ferus lain	4.3	-0.6	-3.1	8.2	-1.6	-7.9	-4.8	-1.7	4.1	-4.6	5.0
243	Pengacuan logam	3.1	-5.6	-1.1	5.9	1.0	-5.6	-1.4	-0.02	4.3	-6.5	-0.6
251 & 252	Pembuatan produk struktur logam, tangki, takungan, penjana wap, senjata dan peluru	-0.3	-7.0	-0.3	5.2	-0.3	-2.7	-0.6	-1.5	0.4	-3.9	-0.4
25113	Pembuatan pintu, tingkap dan bingkai, penutup tingkap dan pintu pagar daripada logam	-5.9	-9.9	-4.1	4.6	-1.2	-4.2	-3.1	-5.8	0.1	-3.1	-1.2
25119	Pembuatan produk struktur logam lain											
25120	Pembuatan tangki, takungan dan kontena daripada logam	4.8	-1.9	10.0	6.5	-0.3	-1.4	-1.0	6.5	-0.2	-4.9	1.7
	Industri lain	16.5	-6.4	-10.4	3.6	3.4	-0.3	14.1	-0.8	3.1	-4.3	-2.3
259	Pembuatan lain-lain produk yang direka daripada logam; aktiviti perkhidmatan kerja logam	2.1	-5.6	0.3	9.8	0.5	-4.4	-0.7	-2.2	-3.1	-2.7	1.1
25910	Tempaan, tekanan, hentakan dan bentuk gelekkan logam; serbuk metalurgi	3.2	-2.7	-0.9	5.2	-1.4	-3.1	-0.4	-5.5	-1.8	0.1	1.1
25920	Rawatan dan penyulutan logam; menggunakan mesin	5.1	-3.5	-8.1	10.1	3.3	-1.8	-3.7	1.1	-3.0	-3.7	4.2
25991	Pembuatan tin untuk produk makanan dan minuman, tiub dan kotak boleh dilipat	-3.8	-9.8	4.6	18.9	-5.6	-2.3	-4.1	-0.2	-12.3	0.3	-2.5
25992	Pembuatan kabel, plaited bands (jalur/pita berpintal) dan artikel seumpamanya daripada logam											
25993	Pembuatan bolt, skru, nat dan produk uliran seumpamanya	5.2	-8.4	10.1	18.9	1.5	-7.9	1.1	2.0	-1.0	-10.0	3.5
25994	Pembuatan barangan rumah daripada logam	6.8	-3.1	-11.6	-3.3	-0.9	5.5	6.3	3.9	0.9	-0.3	-0.1
25999	Pembuatan produk lain yang direka daripada logam t.t.t.l. Industri lain	4.4	-4.0	-3.0	3.6	6.5	-1.4	1.5	-1.1	-2.8	-0.04	-0.6
		-13.0	-8.3	-0.7	1.9	-13.3	-19.7	-4.3	-18.6	0.0	0.1	-0.9
261	Pembuatan komponen dan papan elektronik	7.2	-3.2	-4.8	9.1	4.1	-5.0	-2.2	6.8	-7.9	-0.5	0.03
26101	Pembuatan diod, transistor dan alatan semikonduktor yang seumpamanya											
26102	Pembuatan litar elektronik bersepadu dengan pemasangan mikro	7.7	0.2	-4.0	6.9	1.6	-2.7	-2.0	6.2	-4.5	-1.0	0.1
26103	Pembuatan kapasitor dan perintang elektrik											
26104	Pembuatan papan litar bercetak	8.1	-9.5	-6.2	14.8	8.6	-10.0	-2.1	9.4	-14.9	0.8	-0.2
26105	Pembuatan komponen paparan											
26109	Pembuatan komponen lain untuk aplikasi elektronik	-6.0	-8.2	-7.9	4.4	9.9	-1.5	-4.5	-3.6	-4.2	-1.1	-0.04
262 (26201 & 26202)	Pembuatan komputer dan kelengkapan peranti	7.1	-6.7	3.5	8.5	-1.6	-0.3	-2.7	-3.4	0.5	-6.0	-0.1
263/ 26300	Pembuatan peralatan komunikasi	-1.5	12.5	-6.9	14.3	6.4	1.1	12.4	-9.4	10.3	19.5	-15.8
264/ 26400	Pembuatan peralatan elektronik pengguna	-9.2	-3.2	1.1	13.7	5.4	-0.7	-1.9	-19.2	5.0	1.9	0.3
265	Pembuatan kelengkapan mengukur, menguji, memandu arah dan kawalan; jam tangan dan jam	-0.3	-1.9	2.9	13.7	10.9	11.9	-5.9	-5.7	3.1	-0.3	0.2
26511	Pembuatan kelengkapan mengukur, menguji, memandu arah dan kawalan	0.5	-2.4	3.4	13.9	11.7	13.6	-4.7	-6.6	3.6	-0.5	0.1
26512	Pembuatan kelengkapan kawalan proses perindustrian											
26520	Pembuatan jam tangan dan jam dan bahagiannya	-7.4	2.9	-1.1	11.8	3.1	-6.2	-16.6	4.5	-0.9	1.0	1.4
266/ 26600	Pembuatan peralatan penyinaran, perubatan elektro dan elektroterapeutik	20.4	15.0	-1.1	-7.8	4.9	4.2	18.1	5.0	18.1	-1.3	0.6

2021				2022										Group Description/Period
Jun	Jul.	Ogo.	Sep.	Okt.	Nov.	Dis.	Jan.	Feb.	Mac	Apr.	Mei	Jun	Jul.	
-6.1	-0.3	0.4	1.8	0.3	2.5	2.8	-2.2	-2.2	3.6	-0.2	0.8	0.1	-0.5	Manufacture of non-metallic mineral products
														<i>Manufacture of refractory mortars and concretes</i>
-5.9	2.0	0.6	0.7	-0.05	-14.8	4.9	-12.5	-0.6	7.0	-3.4	8.6	-3.7	3.6	<i>Manufacture of non-refractory ceramic</i>
-4.1	-5.3	4.2	2.5	1.8	-2.7	8.8	-0.3	9.9	-6.4	-5.6	7.8	1.1	-6.8	<i>Manufacture of other porcelain and ceramic products</i>
-6.6	-7.2	-0.5	2.7	0.03	0.2	5.8	2.4	-12.1	1.9	1.8	3.7	-2.1	-0.8	<i>Manufacture of hydraulic cement</i>
-2.3	-0.4	-1.7	1.1	-0.1	2.6	8.2	-3.6	-3.5	8.5	-0.5	-3.0	1.4	0.3	<i>Manufacture of ready-mix and dry-mix concrete and mortars</i>
														<i>Manufacture of precast concrete, cement or artificial stone articles for use in construction</i>
-9.5	3.6	-0.5	1.2	-0.2	9.3	-8.9	3.6	-0.8	0.9	-1.0	2.0	1.2	0.6	<i>Manufacture of prefabricated structural components for building or civil engineering of cement, concrete or artificial stone</i>
														<i>Manufacture of other articles of concrete, cement and plaster</i>
-2.7	-4.3	2.6	4.6	2.2	2.0	20.0	-10.5	-2.3	1.6	-6.6	10.0	-0.4	-5.1	<i>Manufacture of other non-metallic mineral products n.e.c.</i>
-6.5	-2.7	3.8	2.0	0.3	1.4	5.7	-0.7	-2.6	10.1	14.8	-15.6	-0.8	0.8	<i>Other industry</i>
-2.0	-4.4	2.0	9.4	-0.1	2.1	13.1	-1.8	-2.3	3.6	-4.0	-2.7	-1.5	-4.9	Manufacture of basic iron and steel
-3.6	-3.3	-1.1	5.6	2.8	-1.8	9.7	-3.3	-1.7	-8.1	-3.3	3.4	-2.5	-1.0	Manufacture of basic precious and other non-ferrous metals
-4.4	-1.4	2.7	5.2	0.7	-0.01	2.5	-0.9	0.7	-1.0	-3.6	-1.4	-2.3	3.3	Casting of metals
-8.1	5.6	-2.9	6.3	1.3	0.3	1.6	1.6	-4.1	-0.8	-0.9	1.4	-2.7	1.8	Manufacture of structural metal products, tanks, reservoirs , steam generators , weapons and ammunition
														<i>Manufacture of metal doors, windows and their frames, shutters and gates</i>
-13.1	5.4	-1.7	5.2	0.6	0.2	3.1	1.4	-6.4	-1.1	0.2	0.9	-6.2	2.6	<i>Manufacture of other structural metal products</i>
														<i>Manufacture of tanks, reservoirs and containers of metal</i>
0.2	9.7	-4.3	7.8	2.5	0.6	-0.4	0.7	-0.8	-1.1	-2.3	2.5	0.7	2.0	<i>Other industry</i>
-7.2	-4.6	-3.7	6.5	0.6	-0.4	1.0	5.1	-3.8	1.6	-1.1	0.4	2.3	-2.2	<i>Other industry</i>
-2.4	-1.9	1.1	8.6	0.6	1.0	7.0	-2.2	-3.0	-0.2	-4.3	2.1	-1.3	-1.5	Manufacture of other fabricated metal products; metal working service activities
														<i>Forging, pressing, stamping and roll-forming of metal; powder metallurgy</i>
-1.2	-1.2	0.7	0.8	0.7	-0.3	11.6	-7.6	0.1	-2.2	-1.1	1.9	-5.3	-1.1	<i>Treatment and coating of metals; machining</i>
-2.6	-7.9	-0.9	2.3	1.9	3.7	12.4	-5.3	1.6	-3.4	-3.1	3.7	2.1	-8.2	<i>Manufacture of tins and cans for food products, collapsible tubes and boxes</i>
0.2	-2.4	5.4	12.2	1.7	8.7	2.4	-8.8	-2.4	2.3	-3.6	-0.4	2.7	-1.1	<i>Manufacture of metal cable, plaited bands and similar articles</i>
														<i>Manufacture of bolts, screws, nuts and similar threaded products</i>
-1.8	-0.9	1.2	30.6	-0.7	-0.2	2.4	2.0	-2.9	-0.1	-12.1	9.5	-1.1	1.8	<i>Manufacture of metal household articles</i>
														<i>Manufacture of any other fabricated metal products n.e.c.</i>
-13.4	1.6	-3.9	-4.6	-0.2	1.1	2.0	-0.1	-7.3	7.6	-0.8	5.0	1.8	3.5	<i>Other industry</i>
-3.9	-1.9	2.2	0.9	0.4	-1.4	8.6	3.0	-2.7	0.7	-1.2	1.5	-2.3	-2.2	<i>Other industry</i>
-2.7	4.4	-3.4	-1.6	1.6	0.7	6.4	-2.9	-23.2	3.8	3.6	-25.1	-0.7	0.2	<i>Other industry</i>
1.7	-6.3	0.1	1.3	1.9	1.3	15.4	-5.9	3.9	-6.6	-1.1	-0.8	-0.5	-4.4	Manufacture of electronic components and boards
														<i>Manufacture of diodes, transistors and similar semiconductor devices</i>
6.9	-9.5	2.5	-0.6	0.3	1.7	14.8	-7.4	1.9	-4.2	-0.8	-0.9	2.6	-6.6	<i>Manufacture of electronic integrated circuits micro assemblies</i>
														<i>Manufacture of electrical capacitors and resistors</i>
-7.8	0.9	-5.0	5.2	5.8	0.8	18.2	-4.1	8.9	-12.7	-1.8	-0.3	-6.1	0.3	<i>Manufacture of printed circuit boards</i>
														<i>Manufacture of display components</i>
-9.9	-2.1	-1.4	5.7	0.3	-0.6	3.8	7.0	-4.1	9.5	-2.0	-2.6	-6.8	-1.2	<i>Manufacture of other components for electronic applications</i>
0.5	-4.2	4.2	14.0	0.2	-10.9	18.2	-7.3	-3.8	4.3	-3.2	2.3	-0.3	-5.2	Manufacture of computers and peripheral equipment
6.5	-8.5	4.4	2.1	0.5	17.9	-3.2	3.2	-0.7	1.5	12.1	-16.1	1.0	-1.2	Manufacture of communication equipment
-3.2	-5.9	10.1	8.0	4.9	-2.1	4.1	8.2	-5.2	-2.9	2.6	-1.1	3.8	-3.4	Manufacture of consumer electronics
-5.3	2.4	5.5	1.7	0.6	6.7	15.3	-6.1	2.3	11.6	-4.7	7.7	9.4	-4.2	Manufacture of measuring, testing, navigating and control equipment; watches and clocks
														<i>Manufacture of measuring, testing, navigating and control equipment</i>
-5.9	2.9	6.0	1.8	0.7	6.5	15.1	-6.4	3.3	13.0	-4.7	8.0	10.2	-4.6	<i>Manufacture of industrial process control equipment</i>
0.2	-2.3	0.6	0.8	-0.7	8.4	17.2	-3.0	-7.9	-3.7	-3.7	4.3	-0.3	2.6	<i>Manufacture of watches and clocks and parts</i>
7.9	-3.8	-2.4	-2.2	-0.4	0.9	-17.4	16.8	-0.5	7.3	-1.8	1.4	1.4	-2.0	Manufacture of irradiation, electromedical and electrotherapeutic equipment

Kod Kumpulan Group code	Keterangan Kumpulan/Tempoh	2021				2022						
		Q1	Q2	Q3	Q4	Q1	Q2	Jan.	Feb.	Mac	Apr.	Mei
267 (26701 & 26702) & 268 (26800)	Pembuatan peralatan optikal, kelengkapan fotografi, media magnetik dan optikal	5.1	-7.8	-2.7	9.6	18.3	8.0	-0.4	-0.9	3.2	-8.2	-2.2
271	Pembuatan motor elektrik, penjana, transformer dan perkakasan pengagihan dan pengawalan elektrik	-0.6	-13.2	9.3	7.6	-5.1	-12.0	-3.7	-3.2	-7.1	-15.7	12.1
	27101 Pembuatan motor elektrik, penjana dan transformer	-6.7	8.6	9.9	2.0	-7.6	4.4	-1.8	-8.5	-1.9	5.2	7.2
	27102 Pembuatan perkakasan pengagihan dan pengawalan	2.1	-22.3	9.0	10.9	-3.7	-20.6	-4.5	-1.0	-9.1	-24.7	15.1
272/ 27200	Pembuatan bateri dan akumulator	-11.3	8.3	14.1	-3.2	1.2	-3.0	0.1	-17.8	-0.1	1.2	19.0
273	Pembuatan pendawaian dan peranti pendawaian	3.0	-2.0	4.2	9.1	0.5	0.1	-2.6	0.4	-9.6	0.3	5.7
	27310 Pembuatan kabel gentian optikal	-31.3	11.8	30.0	45.3	-26.4	0.5	-38.3	5.4	-1.1	-2.0	15.3
	27320 Pembuatan wayar dan kabel elektronik dan elektrik lain	5.8	-2.8	2.3	6.8	3.1	0.4	0.1	0.01	-10.2	0.9	4.9
	27330 Pembuatan alatan pendawaian pembawa dan bukan pembawa arus untuk litar elektrik (tanpa mengira jenis bahan)	2.4	1.8	11.7	-1.8	6.2	-8.3	2.4	4.0	-4.1	-10.6	12.7
274/ 27400	Pembuatan kelengkapan pencahayaan elektrik	21.5	12.7	16.3	1.0	1.0	-10.4	22.1	-7.0	-0.4	3.7	6.2
275/ 27500	Pembuatan perkakasan domestik	-0.3	-17.9	-13.9	-9.2	6.3	-4.3	-3.8	-0.01	0.1	-27.1	22.7
279/ 27900	Pembuatan kelengkapan elektrik lain	-5.3	2.5	2.0	13.9	6.6	1.8	-3.0	-2.2	-7.0	9.9	0.2
281 & 282	Pembuatan jentera kegunaan umum dan kegunaan khas	1.6	-6.4	-0.7	7.8	1.0	-4.7	-3.0	-0.01	-6.9	-0.8	-0.1
	28120 Pembuatan alat-alat kuasa bendalir											
	& 28130 Pembuatan pam, pemampat, kepala paip dan injap lain	-9.8	-6.8	-0.1	11.2	-7.5	-0.7	-23.1	-0.3	-0.1	-3.3	-4.6
	28180 Pembuatan alatan tangan yang menggunakan kuasa dilengkapkan dengan motor elektrik atau bukan motor elektrik atau pneumatik	4.6	-9.2	3.0	13.3	-8.4	-3.6	0.4	-2.5	-12.5	1.0	-0.9
	28220 Pembuatan jentera pembentukan logam dan alatan mesin											
	28192 Pembuatan mesin penyaman udara, termasuk untuk kenderaan bermotor	-0.2	-4.0	4.4	-1.2	4.4	-4.6	-1.5	-0.6	-0.7	-8.8	9.0
	28290 Pembuatan lain-lain mesin bertujuan khas f.t.t.l. Industri lain	5.3	-5.4	-6.0	11.5	3.5	-13.5	-0.8	-0.5	-8.2	7.7	-9.1
		2.2	-6.1	-2.9	6.8	5.7	-3.3	-1.3	1.7	-7.2	-0.8	0.8
291 (29101 & 29102)	Pembuatan kenderaan bermotor	1.8	1.5	-3.7	14.2	-0.6	1.7	-8.6	2.9	-8.4	8.0	0.3
292/ 29200	Pembuatan kerangka (coachwork) untuk kenderaan bermotor; pembuatan treler dan semi treler	4.4	7.3	-0.02	6.0	2.4	12.5	-2.9	0.4	13.5	-0.1	0.1
293/ 29300	Pembuatan alat ganti dan aksesori untuk kenderaan bermotor	-1.7	-2.9	-8.6	8.8	-2.6	0.5	-8.4	2.4	-3.5	4.7	-7.3
301 (30110 & 30120)	Pembinaan kapal dan bot	8.4	-10.3	-8.6	2.7	10.3	-5.6	-0.1	2.2	19.9	-16.0	-7.6
302, 303, 304 & 309	Pembuatan lokomotif keretapi, rolling stock, kapal angkasa dan udara, jentera berkaitan, kenderaan tempur ketenteraan, dan kelengkapan pengangkutan f.t.t.l.	7.5	-1.5	-5.4	5.2	5.5	1.7	3.8	2.3	2.4	-0.2	-0.8
	30910 Pembuatan motosikal	13.5	1.7	-4.9	7.8	7.1	3.6	7.5	2.8	7.4	-0.2	-2.2
	30920 Pembuatan basikal dan invalid carriages	1.2	-7.9	-7.7	-4.3	0.2	-2.1	0.5	-1.1	-3.3	0.2	0.1
	Industri lain	-0.3	-4.2	-4.9	5.2	4.7	-1.1	-1.6	3.6	-4.8	-0.4	2.1
310	Pembuatan perabot	0.9	-6.3	1.4	9.7	2.2	-4.4	0.9	-0.5	-3.1	-3.3	1.1
	31001 Pembuatan perabot kayu dan rotan	-0.5	-6.3	3.2	11.2	3.2	-4.6	-0.2	-0.5	-4.0	-3.4	1.5
	Industri lain	5.4	-6.2	-4.1	4.6	-1.2	-3.8	4.5	-0.5	-0.3	-3.0	-0.2
321 (32110 & 32120)	Pembuatan barang kemas, bijouterie dan artikel berkaitan	2.1	-9.1	-4.8	16.6	1.4	-7.5	-5.2	-1.1	-5.1	-2.7	-1.6
322, 325 & 329	Pembuatan instrumen muzik, peralatan dan bekalan perubatan dan pergigian dan pembuatan lain f.t.t.l.	5.3	-3.2	-0.3	3.8	0.9	-2.8	1.2	1.4	-1.6	-2.4	-0.3
	32901 Pembuatan alat tulis	5.5	-1.4	0.3	4.2	1.4	-1.1	2.8	-0.3	0.6	-0.3	0.5
	Industri lain	5.2	-3.6	-0.4	3.7	0.8	-3.2	0.7	1.8	-2.2	-2.9	-0.5
323/ 32300	Pembuatan barangan sukan	5.2	-7.2	-0.3	6.4	-0.1	-4.2	4.9	-1.3	-0.7	-5.3	-0.2
324/ 32400	Pembuatan permainan dan mainan	-23.3	7.2	43.5	18.7	-12.6	0.3	-36.3	1.7	-1.1	-1.3	-0.03
331 & 332	Pembaikan pemasangan produk logam, jentera, kelengkapan dan pemasangan jentera perindustrian dan kelengkapan	2.0	-4.0	-3.5	10.8	1.0	-0.9	0.5	-0.7	1.4	1.1	-5.7
	33150 Pembaikan dan penyelenggaraan kelengkapan pengangkutan kecuali motosikal dan basikal	3.1	-8.3	-2.0	4.5	3.1	-1.6	1.2	-1.4	1.3	-3.5	-5.5
	Industri lain	1.7	-2.8	-4.0	12.6	0.5	-0.7	0.3	-0.5	1.5	2.4	-5.8
Jumlah Pembuatan		2.0	-1.9	-1.2	5.8	1.4	-0.8	-2.4	-0.6	0.03	-1.7	0.4

2021				2022										Group Description/Period
Jun	Jul.	Ogo.	Sep.	Okt.	Nov.	Dis.	Jan.	Feb.	Mac	Apr.	Mei	Jun	Jul.	
0.7	-5.5	3.3	3.1	-0.1	2.6	13.7	-5.1	0.2	40.8	-13.8	-1.2	5.8	-3.7	Manufacture of optical instruments, photographic equipment, magnetic and optical media
3.6	-0.2	3.2	3.0	0.4	1.9	7.8	-5.5	-4.0	-7.2	-12.2	9.0	2.8	2.3	Manufacture of electric motors, generators, transformers and electricity distribution and control apparatus
8.6	-0.2	2.8	0.3	-0.2	-0.1	3.4	-3.0	-8.7	-3.1	3.8	7.6	2.7	0.1	Manufacture of electric motors, generators and transformers
0.8	-0.2	3.5	4.7	0.8	3.1	10.3	-6.8	-1.5	-9.3	-20.7	10.0	2.8	3.8	Manufacture of electricity distribution and control apparatus
5.5	-0.1	9.7	-5.4	-0.2	-3.5	0.04	2.5	1.7	-3.6	-5.4	7.8	-1.9	1.5	Manufacture of batteries and accumulators
2.0	-1.9	1.8	5.2	1.7	-2.9	15.8	-6.0	-2.0	-1.7	-3.5	7.4	2.0	1.0	Manufacture of wiring and wiring devices
7.2	-3.8	5.0	57.7	-0.2	5.2	14.4	-33.6	-1.3	2.2	-9.7	15.5	-0.4	10.1	Manufacture of fibre optic cables
1.0	-1.7	1.7	2.1	1.9	-3.9	16.8	-3.5	-2.3	-2.0	-2.8	7.1	2.1	0.4	Manufacture of other electronic and electric wires and cables
19.2	-2.6	0.004	-3.8	0.3	2.4	-3.4	7.0	2.6	-2.8	-8.3	-0.4	3.9	-1.8	Manufacture of current-carrying and non current-carrying wiring devices for electrical circuits regardless of material
21.3	-0.1	1.7	-0.7	-0.9	-1.6	8.8	8.1	-10.0	-15.1	-5.1	6.8	14.6	0.04	Manufacture of electric lighting equipment
-6.4	-6.2	-9.0	-13.4	1.9	-0.9	6.9	3.7	-1.5	-1.9	-19.1	31.0	-0.5	-9.1	Manufacture of domestic appliances
-4.0	-0.4	3.8	7.6	-0.6	0.4	22.8	-7.2	-0.7	2.8	-1.5	1.1	2.8	0.5	Manufacture of other electrical equipment
-2.5	-1.2	2.5	1.6	1.4	1.7	9.4	-2.3	-0.9	-7.6	1.6	-0.002	-2.2	0.6	Manufacture of general-purpose and special-purpose machinery
-1.4	-0.2	3.4	1.0	-1.3	1.5	28.7	-19.1	-5.4	1.3	0.8	-0.3	-1.2	3.1	Manufacture of fluid power equipment
-0.1	0.04	0.4	9.3	0.2	5.9	7.5	-13.5	5.8	-13.3	3.2	1.8	-0.9	0.3	Manufacture of other pumps, compressors, taps and valves
-0.04	-4.0	12.2	-6.1	-0.6	1.2	-2.7	0.8	5.1	4.7	-10.1	1.8	-0.1	5.3	Manufacture of power-driven hand tools with self-contained electric or non-electric motor or pneumatic drives
-2.3	-1.4	-0.5	1.2	2.8	0.0	23.3	-3.9	1.3	-20.0	8.5	-10.2	-1.7	-4.1	Manufacture of metal-forming machinery and machine tools
-4.7	-0.8	0.6	1.2	3.0	0.2	7.5	7.2	-5.9	-6.7	3.8	1.6	-4.0	-0.2	Manufacture of air-conditioning machines, including for motor vehicles
-4.1	-3.8	2.2	4.2	3.6	3.4	12.4	-8.0	2.4	-7.5	6.2	0.4	-0.3	-4.5	Manufacture of other special-purpose machinery
-4.0	-0.3	0.5	8.2	0.4	-1.1	2.6	-6.0	4.0	14.0	1.5	0.3	1.2	0.1	Other industry
-2.9	-7.3	1.7	6.3	0.8	0.8	7.9	-8.1	2.3	-2.9	4.0	-3.8	1.0	-4.7	Manufacture of motor vehicles
-2.3	-3.4	-2.2	0.8	0.6	1.6	3.7	-0.7	1.3	20.8	-13.2	-5.4	-1.9	-1.4	Manufacture of bodies (coachwork) for motor vehicles; manufacture of trailers and semi-trailers
-9.1	-0.4	-0.9	6.9	1.3	0.9	-2.6	3.5	3.6	2.9	-1.2	1.6	-3.5	-0.6	Manufacture of parts and accessories for motor vehicles
-6.7	0.6	-4.7	9.3	2.1	3.3	-2.9	3.0	3.4	7.6	-1.7	1.7	-5.2	-1.1	Building of ships and boats
-17.3	-7.3	21.7	-2.9	-0.2	-8.9	-7.0	9.2	1.8	-4.7	-1.4	4.0	-2.0	0.5	Manufacture of railway locomotives, rolling stock, air and spacecraft, related machinery, military fighting vehicles and transport equipment n.e.c
-9.4	1.7	-5.1	8.3	0.3	1.4	0.9	1.7	5.2	-4.5	0.4	-0.2	0.4	0.2	Manufacture of motorcycles
-4.7	-1.2	1.0	14.4	-0.7	0.1	2.4	2.1	-1.9	-0.5	-2.8	0.5	-3.2	-1.0	Manufacture of bicycles and invalid carriages
-3.6	-0.9	0.6	17.0	-0.6	-0.4	3.4	2.5	-1.9	-0.3	-3.3	0.8	-3.1	0.1	Other industry
-8.2	-2.0	2.5	6.2	-1.0	1.6	-1.1	0.6	-1.6	-1.5	-0.8	-0.5	-3.5	-5.0	Manufacture of furniture
-5.5	-1.3	-4.0	10.7	0.7	1.3	26.5	-8.6	-4.8	-5.3	-1.6	-1.1	-0.2	-0.6	Manufacture of wooden and cane furniture
0.2	-0.4	-0.3	1.2	0.7	1.1	5.0	-1.6	-0.8	-1.4	-2.2	0.1	1.8	-0.7	Other industry
-5.1	2.7	0.9	1.1	2.4	-0.2	2.4	0.1	0.4	-1.7	1.3	-2.9	1.7	0.1	Manufacture of jewellery, bijouterie and related articles
1.6	-1.3	-0.7	1.2	0.2	1.4	5.7	-2.0	-1.2	-1.4	-3.1	0.9	1.8	-1.0	Manufacture of musical instruments, medical and dental instruments and supplies and other manufacturing n.e.c.
-3.3	-4.1	5.6	7.7	0.9	-4.2	4.6	0.4	-3.3	0.4	-4.5	1.9	-0.5	-1.2	Manufacture of stationery
26.6	8.3	19.6	2.3	2.8	1.4	19.5	-22.7	2.6	-4.2	-0.7	1.6	6.0	5.8	Other industry
-6.0	1.9	0.2	1.7	6.8	4.2	-0.9	0.2	-1.1	2.3	2.3	-4.8	-3.3	-1.6	Manufacture of sports goods
-5.0	3.5	-1.2	2.5	-0.6	7.7	-3.5	0.3	2.5	3.2	1.8	-7.9	-2.8	-5.8	Manufacture of games and toys
-6.3	1.5	0.6	1.5	8.9	3.4	-0.2	0.1	-1.9	2.0	2.5	-4.0	-3.4	-0.6	Repair of fabricated metal products, machinery and equipment and installation of industrial machinery and equipment
-0.7	-2.2	0.5	3.4	0.6	0.2	7.8	-3.2	-0.8	0.5	-1.6	0.9	0.4	-1.4	Repair and maintenance of transport equipment except motorcycles and bicycles
														Other industry
														Total Manufacturing

Jadual 2 : Pengeluaran Produk Utama dalam Industri Pembuatan yang Terpilih
Table : Production of Major Products in Selected Manufacturing Industries

Keterangan Produk Product Description	Unit Kuantiti Quantity Unit	2017	2018	2019	2020	2021				
							Jan.	Feb.	Mac	Apr.
Ikan tin Canned fish	Tan Tonne	11,001	9,743	7,245	6,970	6,224	564	602	661	501
Ikan segar sejuk beku Frozen fish	Tan Tonne	16,344	16,671	17,304	16,658	15,032	1,198	1,381	1,104	1,105
Bebola ikan Fish ball	Tan Tonne	17,860	15,987	13,093	6,190	6,716	480	413	402	491
Sotong sejuk beku Frozen cuttle fish/squid	Tan Tonne	8,858	4,749	5,908	6,679	6,047	556	451	484	519
Udang geragau/udang sejuk beku Frozen shrimps/prawns	Tan Tonne	20,233	22,573	22,817	19,460	16,140	1,453	1,453	1,581	1,513
Jem (semua jenis) Jams (all types)	Tan Tonne	11,423	10,488	8,335	7,376	8,082	720	862	858	618
Minyak kelapa mentah Coconut (copra) oil and its fraction crude oil	Tan Tonne	14,307	27,643	21,220	15,593	16,721	1,528	1,240	1,182	980
Minyak kelapa, ditapis Coconut oil, refined	Tan Tonne	42,113	61,944	78,779	49,268	61,883	4,408	3,004	3,135	3,742
Lemak doh/shortening Dough fats/shortening	Tan Tonne	206,366	269,057	219,212	191,050	184,620	15,516	13,238	12,013	12,311
Marjerin Margerine	Tan Tonne	77,824	62,129	60,181	58,569	61,332	4,969	4,474	4,026	4,136
Minyak masak campuran Blended/deodorised cooking oil	Tan Tonne	547,656	558,317	574,483	423,403	406,788	23,110	29,151	34,721	32,956
Susu pekat manis Sweetened condensed milk	Tan Tonne	138,199	147,746	209,591	321,036	405,676	33,691	27,158	25,988	29,684
Minuman susu Milk drinks	Liter ('000) Litres ('000)	140,303	132,687	95,096	93,369	83,078	6,644	5,803	5,553	6,597
Beras Whole rice	Tan Tonne	631,952	665,032	629,970	679,152	710,685	50,259	63,954	65,041	69,957
Beras hancur Broken rice	Tan Tonne	50,279	65,664	64,415	65,748	73,238	5,674	6,558	7,223	6,470
Tepung gandum Wheat flour	Tan Tonne	998,163	949,149	901,834	862,885	993,335	78,053	80,391	85,606	82,108
Roti dan kek Bread and cakes	Tan Tonne	365,620	388,984	407,173	411,561	479,951	40,753	49,501	50,528	47,480
Mee dan bihin Mee and bihin	Tan Tonne	233,567	222,631	221,766	234,890	249,484	23,200	22,475	18,788	19,238
Sos dan bahan perasa Sos and flavoring ingredients	Tan Tonne	106,335	89,803	96,079	98,393	80,711	9,056	8,199	7,372	5,677
Kelapa kering Desiccated coconuts	Tan Tonne	5,655	3,828	3,133	3,208	4,259	255	265	304	304
Makanan ayam itik campuran Mixed poultry feed	Tan Tonne	2,363,180	2,339,642	2,347,398	2,043,813	1,958,720	177,342	161,916	158,123	159,810
Hidangan ikan Fish meals	Tan Tonne	48,941	56,141	57,864	82,677	119,236	8,801	9,052	9,308	9,542
Biskut Biscuits	Tan Tonne	267,190	255,471	164,524	173,019	165,062	14,749	15,386	13,001	14,213
Gula bertapis Refined sugar	Tan Tonne	1,682,363	1,637,779	1,555,828	1,440,768	1,571,056	123,102	122,634	161,649	171,049
Minuman manis berkarbonat Sweet beverages (carbonated)	Liter ('000) Litres ('000)	241,595	156,123	216,319	207,249	219,416	20,149	18,908	17,921	21,952

2021							2022							
Mei	Jun	Jul.	Ogo.	Sept.	Okt.	Nov.	Dis.	Jan.	Feb.	Mac	Apr.	Mei	Jun	Jul.
501	478	450	449	380	495	549	595	575	573	681	522	467	474	402
1,152	1,199	1,344	1,185	1,156	1,506	1,355	1,347	1,054	1,110	990	1,097	1,083	1,259	1,425
570	629	656	658	657	665	548	548	530	438	485	613	725	740	783
594	654	556	478	431	518	422	384	399	392	494	558	669	707	602
1,403	1,631	994	985	1,034	1,226	1,382	1,485	1,473	1,386	1,589	1,530	1,505	1,527	926
628	772	743	582	584	580	568	566	709	881	870	732	851	949	913
1,296	1,147	1,372	1,620	1,561	1,777	1,762	1,256	1,455	1,676	1,795	1,434	1,307	1,824	1,561
5,349	5,231	5,196	5,117	6,667	6,828	6,623	6,583	6,412	5,085	5,345	6,100	6,544	7,041	5,461
14,975	14,971	16,215	14,415	17,202	18,285	18,181	17,298	19,552	14,868	12,837	13,699	12,115	13,002	14,810
5,135	5,271	5,437	5,007	5,450	6,029	5,815	5,584	6,406	5,087	4,561	5,021	4,437	5,019	5,446
30,804	39,649	33,599	42,911	39,153	38,696	31,900	30,138	29,780	37,100	42,595	44,277	39,192	38,303	38,751
29,840	38,395	39,211	39,199	34,320	35,355	35,714	37,121	36,651	27,016	30,233	33,676	34,861	39,356	40,104
6,508	7,143	7,403	7,795	7,904	7,365	7,090	7,274	6,577	5,534	5,931	6,723	7,020	8,066	8,626
53,993	44,906	40,858	54,034	78,126	73,653	58,835	57,068	62,719	86,662	76,096	75,775	56,749	57,487	53,520
6,888	5,950	6,552	6,125	6,440	5,228	4,811	5,320	6,633	8,311	7,767	7,806	7,968	6,666	7,139
80,328	81,302	83,198	85,373	83,646	83,601	86,148	83,581	76,997	75,107	76,894	69,242	84,344	85,019	83,318
39,950	37,072	35,575	36,555	36,176	35,341	35,132	35,888	40,182	42,619	41,659	41,458	37,177	39,705	40,132
17,767	20,936	19,722	20,466	22,715	21,686	22,043	20,449	25,191	23,356	21,334	21,324	19,106	21,188	21,416
5,852	6,555	6,003	6,077	5,637	7,113	6,917	6,252	7,293	6,440	5,603	5,704	5,225	7,011	6,815
295	340	368	404	475	494	396	360	340	346	405	405	391	449	392
150,709	135,194	161,657	173,813	151,381	149,331	181,451	197,992	189,039	165,455	165,558	161,454	147,477	142,203	162,822
7,030	8,995	9,529	10,801	9,247	12,053	13,362	11,516	11,589	11,545	12,402	12,470	8,885	11,723	11,102
12,352	12,730	10,816	12,015	14,023	16,702	16,272	12,803	12,985	12,194	12,729	12,019	11,223	12,014	10,375
123,222	115,493	111,451	115,574	118,908	120,119	142,133	145,723	133,586	126,077	153,348	169,602	148,073	148,564	149,233
21,624	19,336	18,022	19,238	17,423	13,157	13,632	18,053	20,938	20,421	20,969	25,977	23,604	21,885	20,247

Jadual 2 : Pengeluaran Produk Utama dalam Industri Pembuatan yang Terpilih
Table : Production of Major Products in Selected Manufacturing Industries

Keterangan Produk Product Description	Unit Kuantiti Quantity Unit	2017	2018	2019	2020	2021				
							Jan.	Feb.	Mac	Apr.
Minuman manis tidak berkarbonat <i>Sweet beverages (non-carbonated)</i>	Liter ('000) <i>Litres ('000)</i>	2,240,658	2,835,044	3,113,870	2,799,877	2,218,416	232,259	228,958	226,051	245,230
Air mineral dan minuman <i>Mineral and drinking water</i>	Liter ('000) <i>Litres ('000)</i>	696,384	540,192	583,031	618,790	612,345	50,777	55,005	54,191	56,054
Kain kapas <i>Cotton cloth</i>	Meter ('000) <i>Metres ('000)</i>	166,566	150,618	126,941	84,100	72,734	7,043	6,716	7,196	7,652
Seluar lelaki <i>Pants, males</i>	Bilangan ('000) <i>Number ('000)</i>	11,705	10,997	10,245	8,304	6,035	608	609	601	642
Kemeja lelaki <i>Shirts, males</i>	Bilangan ('000) <i>Number ('000)</i>	18,065	20,491	16,859	13,937	13,569	1,354	1,138	978	1,101
Blaus <i>Blouses</i>	Bilangan ('000) <i>Number ('000)</i>	16,147	16,824	10,630	6,663	4,709	379	395	399	459
Pakaian perempuan <i>Dresses</i>	Bilangan ('000) <i>Number ('000)</i>	4,526	5,332	4,649	3,704	3,150	304	309	305	371
Kasut getah (semua jenis) <i>Rubber footwear (all types)</i>	Pasang ('000) <i>Pairs ('000)</i>	5,765	5,173	3,111	2,185	2,045	166	167	178	180
Kiln kayu kering <i>Kiln dried timber</i>	Tan <i>Tonne</i>	114,502	103,333	109,904	130,342	127,086	13,912	14,524	12,265	12,695
Kayu gergaji <i>Rubberwood (sawn)</i>	Tan <i>Tonne</i>	102,052	107,395	122,043	145,231	139,692	12,821	15,159	10,056	12,473
Kepingan venir <i>Veneer sheets</i>	Meter Padu <i>Cubic metre</i>	442,511	507,664	1,026,098	581,444	394,056	39,520	39,226	55,237	61,035
Papan gentian berkepadatan sederhana <i>Medium density fibreboard</i>	Meter Padu <i>Cubic metre</i>	1,461,672	4,424,935	3,753,461	3,101,939	2,117,223	214,639	179,195	109,587	122,184
Papan lapis <i>Plywood</i>	Meter Padu <i>Cubic metre</i>	2,306,438	2,347,718	2,142,694	2,767,847	3,438,335	275,504	307,463	425,264	438,673
Ukiran kayu <i>Timber moulding</i>	Meter Padu <i>Cubic metre</i>	84,866	84,539	72,081	70,500	54,406	5,868	6,072	4,752	5,106
Kayu balak siap <i>Dressed timber</i>	Meter Padu <i>Cubic metre</i>	7,131	6,547	5,620	6,761	7,984	961	987	714	795
Rak dan beg kertas <i>Sacks and bags of paper</i>	Bilangan ('000) <i>Number ('000)</i>	307,397	326,761	303,730	305,075	355,061	23,774	24,462	26,995	27,048
Kertas tisu <i>Tissue paper</i>	Tan <i>Tonne</i>	84,394	185,802	94,164	101,978	96,290	9,576	8,620	6,917	6,601
Kertas napkin <i>Napkin paper</i>	Tan <i>Tonne</i>	8,073	9,394	11,304	9,556	5,355	801	501	388	371
Kertas tandas <i>Toilet paper</i>	Tan <i>Tonne</i>	39,816	101,707	111,369	102,267	75,508	10,283	9,857	6,405	5,821
Minyak tanah <i>Kerosene</i>	Tan <i>Tonne</i>	4,177,301	4,123,364	4,235,615	3,554,047	4,168,054	332,267	293,055	301,694	375,612
Gas petroleum cecair <i>Liquefied petroleum gas</i>	Tan <i>Tonne</i>	2,608,430	2,721,959	2,900,511	2,525,357	2,692,737	213,223	203,909	239,647	193,970
Minyak bahan api <i>Fuel oil</i>	Tan <i>Tonne</i>	3,184,767	2,801,698	2,701,437	2,064,280	2,118,830	166,059	190,326	167,009	170,065
Minyak diesel/gas <i>Diesel/ gas oil</i>	Tan <i>Tonne</i>	12,527,621	12,216,265	13,033,587	10,921,709	12,881,426	907,393	1,095,877	971,358	659,397
Gasolin (spirit motor) <i>Gasoline (motor spirit)</i>	Tan <i>Tonne</i>	5,332,088	5,828,082	5,861,572	4,980,906	6,433,373	474,611	506,710	491,449	474,289
Minyak pelincir campuran <i>Blended lubricating oil</i>	Tan <i>Tonne</i>	149,902	158,038	138,461	92,387	106,578	6,535	6,090	6,219	7,191

2021							2022							
Mei	Jun	Jul.	Ogo.	Sept.	Okt.	Nov.	Dis.	Jan.	Feb.	Mac	Apr.	Mei	Jun	Jul.
175,273	152,426	157,738	183,350	151,055	144,862	151,929	169,286	209,942	211,612	209,735	233,035	159,811	145,816	143,478
47,426	45,201	41,149	52,584	56,461	58,199	56,063	39,237	40,162	55,073	54,827	58,588	56,314	53,386	50,664
6,371	6,690	5,371	4,823	4,864	5,405	5,761	4,844	4,599	5,307	4,513	5,303	5,078	6,033	4,821
364	414	492	411	410	522	505	456	452	452	485	507	290	115	152
1,176	872	1,003	997	977	1,351	1,359	1,262	1,271	1,057	935	990	1,057	1,065	1,255
384	378	458	448	489	293	289	337	382	383	398	419	365	382	487
296	170	154	254	241	263	242	242	226	222	245	274	224	138	137
114	70	95	133	226	276	274	166	161	168	168	174	114	110	152
11,098	6,943	9,811	9,781	9,714	10,049	8,084	8,210	8,264	7,973	10,740	11,878	12,519	12,441	18,426
12,340	8,289	10,508	11,761	11,796	12,079	12,034	10,376	9,789	10,735	8,248	10,615	12,609	12,647	17,704
31,655	32,134	20,210	18,875	20,842	24,962	25,411	24,949	28,703	28,863	37,663	38,763	22,360	30,601	30,926
110,960	112,487	143,286	194,941	188,445	232,321	255,656	253,522	233,191	185,859	124,650	145,441	102,626	92,142	133,698
397,671	230,379	190,609	175,149	177,600	251,695	275,959	292,370	307,464	347,707	452,726	423,959	409,518	319,644	367,368
5,726	3,075	3,002	3,460	3,917	4,778	4,809	3,841	4,075	4,083	4,706	5,347	5,381	2,780	2,545
733	522	480	444	431	587	583	747	890	852	812	905	740	508	444
25,929	29,392	32,637	34,334	30,999	35,070	34,186	30,234	30,350	28,594	28,900	27,735	26,025	30,234	34,913
6,188	6,221	7,923	8,335	8,822	8,831	9,179	9,074	9,051	7,899	6,553	7,904	6,961	6,559	8,611
338	302	340	294	356	499	622	542	545	569	460	492	432	212	211
5,257	5,310	6,183	4,256	4,826	5,554	5,979	5,776	7,525	7,051	5,714	6,563	5,714	5,514	6,812
321,057	337,191	370,155	352,456	374,492	382,564	347,418	380,093	339,125	225,119	262,606	246,327	246,868	280,765	242,871
235,994	220,013	218,194	221,473	218,058	231,497	257,238	239,522	214,892	223,610	234,612	230,996	237,318	237,069	215,751
160,077	179,344	188,938	189,405	195,965	182,698	150,126	178,816	168,656	172,040	175,192	168,554	126,759	150,480	172,323
920,180	1,102,513	1,207,303	1,180,704	1,243,919	1,207,886	1,250,656	1,134,240	1,057,053	1,149,385	1,194,170	728,887	886,360	1,189,158	1,237,929
532,995	534,128	598,012	589,966	571,563	602,111	577,920	479,620	422,866	491,936	530,775	587,688	644,917	594,875	580,093
8,230	8,290	10,594	12,664	10,769	10,320	10,231	9,446	7,857	7,278	8,201	8,315	9,825	10,560	13,272

Jadual 2 : Pengeluaran Produk Utama dalam Industri Pembuatan yang Terpilih
Table : Production of Major Products in Selected Manufacturing Industries

Keterangan Produk Product Description	Unit Kuantiti Quantity Unit	2017	2018	2019	2020	2021				
							Jan.	Feb.	Mac	Apr.
Nafta <i>Naptha</i>	Tan <i>Tonne</i>	4,341,796	4,266,449	4,336,029	3,754,323	3,901,388	362,041	343,233	318,554	359,251
Gas asli cecair <i>Liquefied natural gas</i>	Tan <i>Tonne</i>	24,619,394	27,785,824	28,689,391	26,576,031	29,011,740	2,446,912	2,566,241	2,624,160	1,974,409
Nitrogen dan oksigen <i>Nitrogen and oxygen</i>	Meter padu ('000) <i>Cubic metre ('000)</i>	676,429	418,770	416,483	456,279	564,435	44,984	49,650	61,237	42,660
Methanol (methyl alcohol) <i>Methanol (methyl alcohol)</i>	Tan <i>Tonne</i>	2,184,245	6,033,764	6,999,396	4,554,549	3,717,444	256,915	321,432	304,278	212,091
Baja (termasuk urea) <i>Fertilizers (includes urea)</i>	Tonne <i>Tonne</i>	2,838,245	3,616,402	3,720,847	4,080,289	5,839,960	439,716	414,179	365,543	321,041
Sebatian P.V.C <i>P.V.C. compound</i>	Tan <i>Tonne</i>	109,483	109,562	100,843	76,016	88,182	8,053	8,595	8,546	7,428
Racun serangga aerosol (cecair) <i>Aerosol insecticides (liquid)</i>	Liter <i>Litres</i>	9,241,807	7,965,253	7,397,612	7,241,839	7,057,722	576,260	619,374	638,421	754,314
Racun herba (cecair) <i>Herbicides (liquid)</i>	Liter ('000) <i>Litres ('000)</i>	54,710	58,626	38,807	55,497	68,379	5,555	6,139	7,026	7,545
Racun herba (bukan cecair) <i>Herbicides (non-liquid)</i>	Tonne <i>Tonne</i>	12,748	32,139	26,842	43,157	66,062	4,108	4,587	4,992	5,966
Cat emulsi <i>Emulsion paints</i>	Liter ('000) <i>Litres ('000)</i>	92,222	118,111	101,689	68,600	49,480	5,048	5,130	5,288	4,917
Cat lapis <i>Under-coats</i>	Liter ('000) <i>Litres ('000)</i>	10,236	14,754	14,977	13,869	17,890	1,329	1,308	1,126	1,077
Cat asas <i>Primers</i>	Liter ('000) <i>Litres ('000)</i>	20,779	24,642	29,629	20,036	19,302	2,217	2,004	1,559	1,235
Dakwat pencetak <i>Printing ink</i>	Tan <i>Tonne</i>	41,585	37,543	32,587	35,326	28,717	2,001	2,041	2,021	2,121
Pelembut fabrik <i>Fabric softener</i>	Liter ('000) <i>Litres ('000)</i>	62,813	65,640	65,858	40,262	33,368	2,661	2,891	2,893	2,499
Sabun mandi <i>Toilet soap</i>	Tan <i>Tonne</i>	34,143	45,402	45,523	21,028	16,915	1,650	1,663	1,610	1,225
Sabun serbuk (bahan pencuci) <i>Soap powder (detergents)</i>	Tan <i>Tonne</i>	182,677	148,003	133,244	96,719	102,043	7,006	7,800	8,000	6,827
Pelekat perindustrian <i>Adhesive, industrial</i>	Liter ('000) <i>Litres ('000)</i>	226,975	241,025	191,096	161,056	156,030	13,268	13,477	12,609	13,374
Tayar pneumatik (semua jenis) <i>Pneumatic tyres (all types)</i>	Bilangan ('000) <i>Number ('000)</i>	15,190	13,674	13,334	9,131	8,261	841	869	815	764
Tiub dalam (semua jenis) <i>Inner tubes (all types)</i>	Bilangan ('000) <i>Number ('000)</i>	5,370	4,825	3,307	1,869	1,426	148	135	107	110
Getah mutu malaysia (semua gred) <i>S.M.R. (all grades)</i>	Tan <i>Tonne</i>	773,498	874,609	897,171	972,584	817,560	92,531	90,082	79,908	74,425
Susu getah diproses <i>Processed latex</i>	Tan <i>Tonne</i>	44,093	26,197	24,553	33,471	41,081	3,260	3,640	3,922	4,199
Sarung tangan getah <i>Rubber gloves</i>	Pasang (Juta) <i>Pairs (Million)</i>	37,525	54,184	55,404	102,592	136,796	11,868	12,268	17,351	16,938
Kondom <i>Condom</i>	Gross ('000) <i>Gross ('000)</i>	13,019	9,678	9,237	15,532	18,085	1,354	1,358	1,550	1,834
Paip P.V.C. <i>P.V.C. pipes</i>	Tan <i>Tonne</i>	129,894	127,974	141,991	105,091	99,972	7,203	9,703	9,904	10,081
Bata tanah <i>Earthen bricks</i>	Bilangan ('000) <i>Number ('000)</i>	237,420	275,959	316,411	181,463	109,691	12,237	14,302	10,752	10,032

2021							2022							
Mei	Jun	Jul.	Ogo.	Sept.	Okt.	Nov.	Dis.	Jan.	Feb.	Mac	Apr.	Mei	Jun	Jul.
258,787	346,846	326,370	306,799	334,974	328,569	306,856	309,108	283,494	290,304	291,133	265,542	229,645	309,408	259,083
2,366,907	2,562,445	2,651,288	2,452,114	2,098,569	2,334,616	2,553,140	2,380,939	2,480,530	2,520,849	3,021,754	1,949,026	2,463,934	2,972,336	3,008,451
45,872	55,962	50,108	39,085	37,093	42,171	46,401	49,212	48,541	54,388	63,436	52,681	53,108	53,846	51,803
255,536	290,342	292,501	377,911	344,269	308,452	308,810	444,907	387,861	455,504	410,956	322,281	377,058	273,473	249,620
277,829	431,781	514,804	620,176	588,288	538,944	674,127	653,532	607,577	623,200	525,919	552,711	412,337	584,235	603,450
5,132	4,375	4,573	6,690	8,589	9,199	8,863	8,139	8,010	7,666	6,856	6,576	4,991	4,089	4,466
548,553	529,015	550,117	611,604	534,337	543,737	594,475	557,515	552,408	550,003	533,184	500,430	472,647	453,389	455,106
5,602	5,021	5,405	5,909	3,518	5,109	5,181	6,368	8,169	8,885	9,770	9,259	7,915	6,865	6,813
5,515	5,435	5,363	5,470	5,497	6,200	5,673	7,257	7,329	7,730	8,270	8,807	8,262	8,004	6,945
4,476	2,923	3,193	4,058	3,572	3,091	4,098	3,686	4,498	4,394	4,123	3,263	4,070	4,693	4,805
1,243	1,557	1,576	1,791	1,718	1,793	1,723	1,651	1,465	1,293	1,206	1,137	1,283	1,552	1,593
1,252	1,280	1,314	1,606	1,569	1,420	1,464	2,382	1,843	1,736	1,465	1,109	1,081	1,434	1,395
2,853	2,685	2,816	2,986	2,681	2,032	2,100	2,379	2,129	1,716	2,197	1,686	2,297	1,572	1,547
2,365	2,162	2,210	2,570	2,805	3,323	3,709	3,281	2,649	2,748	2,795	2,165	2,249	2,011	2,201
1,052	1,319	1,226	1,439	1,360	1,193	1,403	1,773	1,185	1,246	1,248	921	891	1,386	1,281
7,011	7,604	8,020	9,250	11,078	10,801	9,162	9,485	8,057	8,265	9,018	6,885	7,107	7,485	8,262
14,372	14,815	13,091	12,950	13,076	11,860	11,995	11,145	11,894	13,036	13,037	13,923	13,965	13,253	12,784
465	534	572	421	522	833	822	802	979	943	777	657	426	441	566
81	89	116	108	131	147	145	107	134	121	83	84	66	64	97
56,606	51,636	50,666	59,266	63,052	57,242	69,374	72,772	59,033	63,192	53,261	53,191	48,567	45,231	50,969
3,792	3,304	3,404	3,755	3,309	2,752	2,640	3,104	2,775	3,355	3,598	4,037	4,037	3,698	4,164
16,324	16,276	10,824	7,338	7,065	7,044	6,911	6,587	8,188	7,845	9,727	10,341	9,499	8,457	6,774
1,847	1,921	1,660	1,337	1,590	1,312	1,072	1,251	1,508	1,395	1,542	1,858	1,796	1,983	1,672
8,005	8,470	8,842	7,011	6,332	7,705	8,513	8,203	8,332	9,310	10,963	9,704	7,487	7,049	7,114
7,467	3,020	3,352	4,814	6,390	10,821	13,727	12,776	12,453	15,412	12,734	13,511	11,054	7,447	8,362

Jadual 2 : Pengeluaran Produk Utama dalam Industri Pembuatan yang Terpilih
Table : Production of Major Products in Selected Manufacturing Industries

Keterangan Produk Product Description	Unit Kuantiti Quantity Unit	2017	2018	2019	2020	2021				
							Jan.	Feb.	Mac	Apr.
Jubin seramik Ceramic tiles	M. Persegi ('000) Sq. metres ('000)	44,896	44,612	31,119	31,495	28,512	2,864	2,887	2,554	2,439
Simen (semua jenis) Cement (all types)	Tan ('000) Tonnes ('000)	18,762	17,556	16,102	19,936	19,961	2,278	2,459	1,912	1,309
Konkrit campuran siap Ready mixed concrete	Meter padu ('000) Cubic metre ('000)	30,323	32,047	34,067	34,841	35,425	2,792	3,232	3,806	3,072
Bumbung genting simen (semua jenis) Cement roofing tiles (all types)	Bilangan ('000) Number ('000)	36,073	35,472	43,484	47,874	37,054	3,586	2,946	4,712	3,227
Cerucuk, tiang konkrit Piles, poles, posts of concrete	Tan Tonne	2,601,180	2,627,848	2,034,572	1,699,228	1,549,050	153,597	163,397	129,968	147,657
Pasir silika (diproses) Silica sands (processed)	Tan ('000) Tonnes ('000)	489,242	535,673	393,246	261,872	157,885	27,038	28,781	25,250	10,684
Selak dan kekeras Bolts and nuts	Tan ('000) Tonnes ('000)	533,123	612,850	584,723	616,367	870,924	70,373	73,473	71,835	62,095
Bar dan batang besi dan keluli Iron and steel bars and rods	Tan Tonne	1,698,226	1,853,029	1,403,863	1,295,505	707,765	53,941	62,581	50,488	72,428
Kepingan besi yang disadur Galvanized iron sheets	Tan Tonne	145,734	112,648	156,786	152,099	167,833	10,445	13,585	16,691	16,165
Tin timah dan semua tin lain Tin cans and all other tins	Bilangan ('000) Number ('000)	3,539,920	3,739,323	3,131,962	2,683,374	2,899,385	300,331	307,811	233,825	240,244
Dram besi dan keluli Iron and steel drums	Bilangan ('000) Number ('000)	4,904	4,560	4,347	3,717	3,936	398	419	338	355
Dawai besi dan keluli bersadur Galvanized iron and steel wire	Tan Tonne	119,962	156,534	180,148	131,139	135,473	9,237	10,959	9,930	9,045
Dawai mata punai dan jaring Wire mesh and netting	M. Persegi ('000) Sq. metres ('000)	138,585	82,809	48,045	28,555	19,258	2,073	1,819	1,312	1,616
Transformer elektrik Electrical transformers	Bilangan ('000) Number ('000)	183,212	191,478	168,959	202,996	266,713	17,578	18,917	19,507	19,813
Dawai dan kabel yang terbebat Insulated wires and cables	Tan Tonne	98,756	92,234	95,752	111,184	129,356	8,970	8,586	9,190	9,525
Separa konduktor Semi-conductors	Bil. (Juta) Num. (Million)	20,111	22,033	28,758	26,699	29,453	2,181	2,554	2,688	2,346
Transistor elektronik Electronic transistors	Bil. (Juta) Num. (Million)	41,365	36,871	35,582	36,919	48,538	3,642	4,111	4,406	4,251
Litar bersepadu Integrated circuits	Bil. (Juta) Num. (Million)	27,155	29,828	26,581	34,318	41,416	3,130	3,389	3,393	3,964
Televisyen Television	Bilangan Number	11,446,057	12,609,183	9,934,919	12,228,893	15,071,948	1,205,109	1,248,946	1,356,207	1,557,202
Radio Radios	Bilangan ('000) Number ('000)	5,291	6,686	8,789	9,363	9,752	853	844	601	709
Penyaman udara Air-conditioners	Bilangan Number	4,208,937	4,395,397	4,953,912	1,910,268	2,253,569	153,930	216,372	221,551	220,950
Kereta penumpang Passenger cars	Bilangan Number	459,558	522,392	533,131	454,805	446,417	36,186	41,301	58,102	47,764
Kenderaan perdagangan Commercial vehicles	Bilangan Number	71,990	72,709	57,608	43,691	61,634	5,785	7,030	5,816	6,766
Wayar abah-abah, kenderaan bermotor Wire harness, motor vehicle	Bilangan ('000) Number ('000)	6,597	5,377	5,927	6,642	7,825	635	583	659	572
Motosikal dan skuter Motor cycles and scooters	Bilangan Number	285,104	251,720	242,789	240,066	172,431	24,155	25,612	29,443	35,903

2021							2022							
Mei	Jun	Jul.	Ogo.	Sept.	Okt.	Nov.	Dis.	Jan.	Feb.	Mac	Apr.	Mei	Jun	Jul.
2,452	1,382	1,467	1,861	2,396	3,270	1,820	3,119	2,589	2,800	2,775	2,248	2,492	1,893	1,901
1,211	996	1,130	1,381	1,378	1,655	2,050	2,204	2,326	2,456	2,417	1,524	1,214	1,140	1,147
2,491	2,144	2,531	3,345	2,861	3,077	3,089	2,985	2,809	2,819	3,001	2,939	2,881	3,095	3,125
3,084	2,495	2,727	3,038	3,105	3,291	2,446	2,399	2,623	3,166	3,249	3,104	3,249	3,206	3,728
141,082	88,203	85,850	123,195	131,062	105,587	133,727	145,725	127,642	139,049	121,530	141,318	128,212	108,807	101,214
6,380	5,209	5,263	6,690	6,975	11,774	13,038	10,802	8,592	16,848	8,271	8,723	14,828	12,396	13,392
59,759	54,664	65,126	77,662	76,623	90,287	88,685	80,341	86,716	92,569	87,366	74,234	70,387	79,917	85,107
52,017	50,466	58,501	86,726	58,575	53,988	50,002	58,052	50,692	57,811	60,645	70,605	50,584	65,418	88,081
14,131	10,909	11,196	15,733	16,410	14,921	12,994	14,653	11,652	13,722	13,889	18,132	14,367	15,545	12,069
202,677	196,433	183,377	212,570	260,151	246,369	260,526	255,073	267,779	256,075	219,429	249,226	230,141	232,686	215,698
327	313	230	272	326	322	320	315	322	304	280	307	308	320	223
8,147	8,339	9,921	11,278	15,297	15,316	12,875	15,130	10,576	13,693	13,230	11,180	10,932	11,842	14,367
1,534	1,075	1,090	1,311	1,622	1,755	2,039	2,013	1,929	1,652	1,521	1,963	1,853	1,398	1,384
21,327	21,848	25,556	23,591	23,869	27,347	23,366	23,994	25,116	25,981	28,975	24,252	23,238	25,352	25,622
8,719	11,520	11,616	10,480	14,321	14,621	11,037	10,769	11,565	11,977	12,818	13,462	11,700	12,470	13,199
2,194	2,355	2,375	2,554	2,760	2,658	2,361	2,428	2,544	2,824	3,091	2,600	2,345	2,729	2,725
4,148	4,302	3,797	3,457	3,874	4,125	3,831	4,592	4,750	4,959	5,394	5,034	5,060	4,903	4,476
3,821	3,602	3,307	3,294	3,137	3,415	3,301	3,662	3,561	3,875	4,069	4,959	5,070	5,079	5,046
1,596,688	1,397,708	938,281	991,265	1,055,845	1,156,889	1,129,318	1,438,490	1,421,426	1,407,226	1,696,344	1,970,185	2,030,000	1,561,635	977,510
685	733	717	707	894	913	972	1,125	1,045	995	769	961	940	886	837
195,318	181,357	175,910	173,839	160,098	177,582	176,287	200,375	185,063	269,167	271,051	278,643	244,431	238,752	290,930
40,159	246	2,396	12,897	42,556	61,248	53,661	49,901	39,455	47,445	55,137	50,724	45,518	55,843	48,002
6,778	1,341	1,509	2,016	3,964	5,271	8,336	7,022	6,024	7,151	6,949	7,658	10,283	11,676	11,440
541	572	581	481	667	885	844	804	801	851	916	766	770	927	916
19,908	1,995	2,177	2,817	5,082	7,120	8,094	10,126	10,745	13,959	18,538	23,617	32,530	8,012	9,113



NOTA TEKNIKAL
TECHNICAL NOTES



NOTA TEKNIKAL

1. OBJEKTIF

Objektif utama penerbitan ini ialah untuk menyediakan statistik aliran terkini bagi indikator utama di sektor Pembuatan, iaitu statistik **nilai jualan, bilangan pekerja bergaji, gaji & upah** serta **pengeluaran produk utama** yang dipungut melalui Survei Pembuatan Bulanan. Statistik ini membantu pengguna dalam merangka dasar serta membuat keputusan.

2. PENANDA ARASAN

Selepas melaksanakan Banci Ekonomi 2016 (tahun rujukan 2015), Jabatan Perangkaan Malaysia (DOSM) telah mengkaji dan melaksanakan proses penanda arasan terhadap statistik pembuatan yang dipungut melalui Survei Pembuatan Bulanan. Proses penanda arasan ini membolehkan siri nilai anggaran tahunan yang dijana menerusi statistik jangka pendek konsisten dengan nilai tahunan daripada banci/survei tahunan sebagai tahun penanda aras. Penanda arasan yang dibuat berpandukan *Quarterly National Accounts Manual 2017 edition, International Monetary Fund* bagi mencapai objektif seperti berikut:

- Menganggarkan data bulanan supaya konsisten dengan data tahunan iaitu, untuk memastikan jumlah data bulanan adalah sama dengan penanda aras tahunan;
- Memelihara sebanyak mungkin pertumbuhan indikator bulanan semasa proses penanda arasan tahunan dibuat; dan
- Memastikan data siri ke hadapan, jumlah data bulanan bagi tahun semasa sedekat mungkin dengan data tahunan yang diperoleh semasa banci atau survei tahunan yang dijalankan.

Statistik penanda arasan disusun bagi nilai jualan, bilangan pekerja bergaji dan gaji & upah sektor Pembuatan dan diterbitkan mulai Januari 2020. Tahun asas (penanda aras) adalah menggunakan Banci Ekonomi 2016 (tahun rujukan 2015) sebagai tahun penanda aras dan kaedah *pro rata* dan *extrapolation* digunakan dalam proses penanda arasan ini.

Kaedah *pro rata*:

$$M^iV = \frac{M^iI}{\sum_{i=1}^{12} M^iI} \times ADT$$

di mana

M^iV = pemboleh ubah anggaran bulanan yang dinaik aras

M^iI = siri indikator bulanan

ADT = data tahunan tahun asas (penanda aras)

Kaedah *extrapolation*:

$$V_t = V_{t-1} * G_{t-1,t}$$

di mana

V_t = nilai pemboleh ubah

$G_{t-1,t}$ = pertumbuhan daripada t-1 kepada t



3. SKOP DAN LIPUTAN

Data yang dipungut dalam Survei Pembuatan Bulanan meliputi seluruh Malaysia. Mulai Januari 2020, penerbitan ini memaparkan statistik berwajaran yang menggambarkan populasi sampel bagi 251 industri dalam sektor Pembuatan.

Data bagi industri yang mempunyai perwakilan kurang daripada tiga pertubuhan telah digabungkan kepada industri terhampir bagi memelihara kerahsiaan responden seperti mana yang termaktub dalam Akta Perangkaan 1965 (Disemak - 1989).

4. SUMBER RANGKA

Sumber rangka ialah daripada *Malaysia Statistical Business Register (MSBR)* di mana maklumat utama diperolehi daripada banci dan survei yang dilaksanakan oleh Jabatan Perangkaan Malaysia (DOSM) serta data pentadbiran. Sumber utama data pentadbiran tersebut adalah daripada Suruhanjaya Syarikat Malaysia (SSM). Selain itu, DOSM juga turut bekerjasama mendapatkan maklumat daripada lebih 50 agensi lain seperti Kumpulan Wang Simpanan Pekerja (KWSP), Jabatan Kastam Diraja Malaysia (JKDM), Lembaga Hasil Dalam Negeri (LHDN), Pihak Berkuasa Tempatan (PBT) serta Badan-badan Profesional. Rangka dikemaskini secara berterusan dengan mengambil kira pertubuhan baru dan merekod sebarang perubahan dalam status pertubuhan seperti tutup, tidak beroperasi, perubahan jenis aktiviti dan lokasi atau alamat pos untuk memastikan maklumat yang terdapat dalam rangka adalah yang paling terkini.

5. JENIS AKTIVITI PERNIAGAAN

Jenis aktiviti perniagaan merujuk kepada aktiviti utama dan sekunder. Aktiviti utama merujuk kepada aktiviti yang mana pertubuhan menumpukan sebahagian besar sumbernya atau memberi sumbangan besar dari segi pendapatan. Aktiviti sekunder didefinisikan sebagai aktiviti sampingan kepada aktiviti utama. Klasifikasi bagi pertubuhan adalah berasaskan kepada aktiviti utama dan Piawaian Klasifikasi Industri Malaysia (MSIC 2008) Versi 1.0. yang diselaraskan dengan *International Standard Industrial Classification of All Economic Activities (ISIC), Rev. 4, United Nations* dengan pengubahsuaian mengikut keperluan tempatan.

6. KONSEP DAN DEFINISI

Konsep dan definisi yang digunakan selari dengan manual *International Recommendations for Industrial Statistics 2008, United Nations Statistics Division*. Takrif pembuatan yang digunakan dalam survei ini adalah selaras dengan Piawaian Klasifikasi Industri Malaysia (MSIC) 2008 Versi 1.0.

Pembuatan ditakrifkan sebagai perubahan fizikal atau kimia ke atas bahan atau komponen menjadi produk baru sama ada kerja itu dilakukan oleh jentera yang dijalankan oleh kuasa atau yang dijalankan dengan tangan, sama ada dijalankan dalam kilang atau di rumah pekerja, dan sama ada barang keluaran dijual secara borong atau runcit.





7. REKA BENTUK PENSAMPELAN

Reka bentuk pensampelan bagi survei ini adalah pensampelan rawak strata satu peringkat. Pertubuhan dikelaskan sebagai unit pensampelan manakala beberapa kategori strata telah dikenalpasti.

Setiap strata telah dibentuk kepada tiga substrata untuk memastikan sampel yang diagihkan mengambil kira ciri-ciri ekonomi strata tersebut. Substrata utama bersifat heterogen dan diliputi secara penuh. Manakala, substrata selainnya yang bersifat homogen disampelkan.

Substrata utama meliputi pertubuhan kategori besar dan yang mempunyai jumlah hasil yang signifikan dalam industri berkaitan manakala bagi substrata kedua dan ketiga berdasarkan kategori perusahaan kecil dan sederhana (PKS).

8. SAIZ SAMPEL

Statistik utama yang digunakan untuk penganggaran saiz sampel adalah nilai jualan. Formula yang digunakan dalam penganggaran saiz sampel bagi strata adalah seperti berikut:

$$n = \frac{(\sum N_i S_i)^2}{V + \sum N_i S_i^2}$$

di mana;

n = Saiz sampel

N_i = Saiz populasi bagi strata i

S_i^2 = Varian bagi strata i

V = Varian sasaran

$$V = RSE^2 \cdot \left(\frac{\hat{Y}_i}{Z} \right)^2$$

di mana;

\hat{Y}_i = Jumlah nilai jualan bagi strata

RSE = Ralat piawai relatif

Z = Nilai aras keyakinan

Sampel akan diagihkan kepada substrata dalam industri liputan dengan menggunakan kaedah *Neyman Allocation* seperti berikut:

$$n_{hi} = \left(\frac{N_h S_h}{\sum N_h S_h} \right) n_i'$$

h = 2, 3 dan 4

i = 1, 2, ... k





di mana;

n_{hi} = Saiz sampel bagi substrata h dalam strata i

N_h = Saiz populasi bagi substrata h

S_h = Sisihan piawai bagi substrata h

n_i = Saiz sampel bagi strata i

h = Substrata

i = Strata

Pertubuhan kategori substrata utama diliputi sepenuhnya, manakala pertubuhan bagi substrata kedua dan ketiga dipilih secara rawak mengikut kaedah pensampelan bersistematik.

9. WAJARAN

Analisis berwajaran disediakan menggunakan wajaran sampel bagi memastikan sampel yang dipilih dapat menggambarkan populasi survei. Wajaran yang diperlukan adalah wajaran di peringkat reka bentuk pensampelan dan tiada respons.

Wajaran reka bentuk pensampelan pada substrata h adalah seperti berikut :

$$W_h = \frac{N_h}{n_h}, \quad h=1, \dots, 4$$

di mana;

N_h = Bilangan populasi bagi substrata h ; dan

n_h = Bilangan sampel bagi substrata h





Wajaran tiada respons pada substrata h adalah seperti berikut :

$$NRW_h = \frac{1}{\frac{n'_h}{n_h}} \quad h = 1, \dots, 4$$

di mana;

$$n'_h = \text{Bilangan sampel respons bagi substrata } h$$

$$n_h = \text{Bilangan sampel bagi substrata } h$$

Kaedah pengiraan wajaran reka bentuk pensampelan selepas survei (*adjusted weight*) pada substrata h seperti berikut:

$$W'_h = W_h \times NRW_h, \quad h = 1, \dots, 4$$

di mana;

$$W_h = \text{Wajaran reka bentuk pensampelan pada substrata } h$$

$$NRW_h = \text{Wajaran tiada respons pada substrata } h$$

10. UNIT MELAPOR

Unit melapor bagi survei ini ialah **pertubuhan**. Sesebuah pertubuhan ditakrifkan sebagai "satu unit ekonomi yang bergiat di bawah satu hak milik atau penguasaan tunggal, iaitu di bawah satu entiti yang sah. Ia menjalankan satu jenis aktiviti ekonomi utama di satu tempat / lokasi fizikal". Setiap pertubuhan diberikan klasifikasi industri berdasarkan aktiviti utamanya. Bagi pertubuhan yang menjalankan pelbagai aktiviti, unit yang bergiat dalam aktiviti yang berasingan dalam satu lokasi yang sama adalah terdiri daripada entiti pertubuhan yang berbeza. Oleh itu, setiap cawangan daripada organisasi yang mempunyai pelbagai cawangan di lokasi yang berbeza dari segi konsep dianggap sebagai pertubuhan yang berlainan. Pertubuhan berkenaan diminta memberikan penyata yang berasingan bagi setiap kegiatannya dari segi nilai. Walau bagaimanapun, dari segi praktisnya akaun biasanya disediakan secara berpusat kerana kesukaran untuk memperoleh data yang berasingan bagi setiap unit atau cawangan. Entiti atau enterpris ini akan dianggap sebagai satu unit pelapor dan dibenarkan mengemukakan soal selidik yang menggabungkan semua unit atau cawangannya.





11. NILAI JUALAN

Nilai jualan yang dilaporkan merujuk kepada nilai jualan produk sendiri sahaja. Ini bermaksud jualan produk yang berlaku dalam bulan laporan, sama ada produk tersebut telah dibuat/dihasilkan oleh pertubuhan pada bulan tersebut atau bulan-bulan sebelumnya. Nilai jualan adalah berdasarkan kepada nilai bersih di kilang dan berkaitan dengan kuantiti yang dijual. Penilaian harga yang dikenakan kepada pelanggan adalah tidak termasuk:

- a. diskaun atau rebat;
- b. bayaran untuk pengangkutan keluar;
- c. komisen kepada wakil-wakil penjual;
- d. bayaran lain seperti cukai eksais yang dibayar atau cukai jualan yang dipungut oleh kilang bagi pihak kerajaan; dan
- e. bayaran pemasangan, pembaikan dan pembinaan

12. BILANGAN PEKERJA BERGAJI

Bilangan pekerja bergaji meliputi seperti berikut:

- a. Pekerja bergaji (sepenuh masa) - Merujuk kepada semua pekerja bergaji yang bekerja sekurang-kurangnya 6 jam sehari dan sekurang-kurangnya 20 hari sebulan; dan
- b. Pekerja bergaji (sambilan) - Merujuk kepada semua pekerja bergaji yang bekerja kurang daripada 6 jam sehari dan/atau kurang daripada 20 hari sebulan.

13. GAJI & UPAH DIBAYAR

Gaji & upah yang dibayar merujuk kepada semua bayaran tunai, termasuk bonus, komisen, bayaran lebih masa, elaun kos sara hidup dan elaun lain yang dibayar kepada semua pekerja bergaji dalam bulan rujukan. Caruman Kumpulan Wang Simpanan Pekerja (KWSP) serta Pertubuhan Keselamatan Sosial (PERKESO) turut dimasukkan tetapi caruman oleh majikan dikecualikan. Elaun kepada pemilik yang bekerja, rakan niaga yang bekerja dan pekerja keluarga tidak bergaji, bayaran pampasan dan suguhati kerana pemberhentian adalah juga dikecualikan.

14. KEPERLUAN KERAHSIAAN

Survei ini dijalankan di bawah peruntukan Akta Perangkaan 1965 (Disemak 1989). Akta ini mensyaratkan bahawa kandungan penyata individu adalah SULIT. Selaras dengan peruntukan dalam Akta tersebut, hanya angka agregat akan diterbitkan.





15. PINDAAN

Pindaan akan dibuat ke atas statistik yang telah diterbitkan berdasarkan data terkini yang diperolehi.

16. PEMBUNDARAN

Perjumlahan komponen mungkin berbeza dengan angka jumlah besar disebabkan pembundaran.

17. SIMBOL DAN SINGKATAN

Simbol-simbol berikut telah digunakan dalam keseluruhan penerbitan:-

t.t.t.l. : tidak terkelas di tempat lain

RM : Ringgit Malaysia

18. PELARASAN MUSIM

Data siri masa adalah amat berguna untuk ahli ekonomi, pembuat dasar & keputusan serta penganalisis siri masa untuk mengenal pasti ciri-ciri penting siri ekonomi seperti arah aliran, *turning point* dan konsistensi antara penunjuk ekonomi yang lain. Kadangkala ciri ini sukar untuk diperhatikan kerana pergerakan bermusim. Oleh itu, sekiranya kesan bermusim boleh disingkirkan, arah aliran data siri ini dapat dilihat dengan lebih baik. Anggaran dan penyingkiran kesan bermusim dipanggil pelarasan bermusim.

Pelarasan bermusim adalah satu proses untuk mengenal pasti dan menyingkirkan bentuk pola bermusim yang biasa berlaku dalam tempoh satu tahun, yang mungkin juga merangkumi pengaruh dari kesan cuti yang bergerak dan hari bekerja/berdagang bagi suatu tempoh. Objektif utama proses ini adalah untuk menyerlahkan arah aliran dan pergerakan-pergerakan jangka pendek dalam siri ini.

Di Malaysia, kebanyakan data siri masa dipengaruhi oleh kesan bermusim. Oleh itu, untuk menghapus dan melaras kesan bermusim data siri masa ekonomi Malaysia, pakej standard pelarasan bermusim, X-12 ARIMA telah digunakan oleh Jabatan Perangkaan, Malaysia. Data siri masa ekonomi Malaysia juga kerap dipengaruhi oleh perayaan agama utama seperti Aidil Fitri bagi umat Islam, Tahun Baru Cina untuk kaum Cina dan Deepavali untuk kaum India. Tarikh perayaan-perayaan ini tetap mengikut tahun lunar tetapi berbeza-beza mengikut kalendar Gregorian. Oleh itu, untuk menganggar dan menyingkirkan kesan cuti yang bergerak dari data siri masa, satu prosedur telah dibangunkan iaitu *Seasonal Adjustment For Malaysia (SEAM)*.





TECHNICAL NOTES

1. OBJECTIVE

The main objective of this publication is to provide statistics on the latest trend of main indicators in the Manufacturing sector, ie. **sales value, number of employees, salaries & wages** and **the production of main products manufactured** which is collected through Monthly Manufacturing Survey. This statistics assists users in policy formulation and decision making.

2. BENCHMARKING

After conducting the Economic Census 2016 (reference year 2015), Department of Statistics Malaysia (DOSM) has reviewed and carried out the benchmarking process towards the manufacturing statistics collected from the Monthly Manufacturing Survey. The benchmarking process is done to enable the series of values of annual estimates derived from short term survey consistent and match with the annual value from census/annual survey of the benchmark year. The benchmark process adapted the guideline of the Quarterly National Accounts Manual 2017 edition, International Monetary Fund to meet the objectives as follows:

- a. to estimate monthly data that are temporally consistent with the annual data: that is, to ensure that the sum of the monthly data is equal to the annual benchmark;
- b. to preserve as much as possible the monthly movements in the indicator under the restrictions provided by the annual data; and
- c. to ensure, for forward series, that the sum of the monthly of the current year is as close as possible to the unknown future annual data.

The benchmarking statistics is compiled on sales value, number of employees and salaries & wages and being published starting from January 2020. The base (benchmark) year using the Economic Census 2016 (reference year 2015) and pro rata and extrapolation method is used in the benchmarking process.

Pro rata Method:

$$M^iV = \frac{M^iI}{\sum_{i=1}^{12} M^iI} \times ADT$$

where

MⁱV = new derived monthly variables estimates

MⁱI = monthly indicator series

ADT = annual benchmark data

Extrapolation Method:

$$V_t = V_{t-1} * G_{t-1,t}$$

where

V_t = value of variable

G_{t-1,t} = growth from t-1 to t



3. SCOPE AND COVERAGE

Data collected in the Monthly Manufacturing Survey covered the whole of Malaysia. Since January 2020, this publication presents weighted statistics which represent the population sample of 251 industries in Manufacturing sector. Data for industries with less than three establishments was combined to the closest industry to ensure the confidentiality of the respondents as stipulated under the Statistics Act 1965 (Revised-1989).

4. SOURCE OF FRAME

The source of frame is from Malaysia Statistical Business Register (MSBR) where the main information is from census and survey conducted by the Department of Statistics Malaysia (DOSM) and administrative data. The main source of the administrative data is from the Companies Commission of Malaysia (CCM). In addition, DOSM also collaborates and yield information from over 50 other agencies such as the Employees Provident Fund (EPF), Royal Malaysian Customs Department (RMCD), Inland Revenue Board (IRB), Local Authorities and other Professional Bodies. The frame is updated continuously by taking into account of new establishments and to record any changes in the establishment status such as closed down, not in operation, change in types of activity and location or postal addresses to ensure that the information in the frame is at the most current status.

5. TYPE OF BUSINESS ACTIVITY

Type of business activity is divided into primary and secondary. The primary activity refers to the activities which focus on its main resources and income. Secondary activities are defined as those incidental or ancillary to the primary activity. The classification of the establishment's industry is based on the primary activity and the Malaysia Standard Industrial Classification (MSIC 2008) Version 1.0 according to the International Standard Industrial Classification of All Economic Activities (ISIC), Rev. 4, United Nations, with modifications to suit local conditions.

6. CONCEPT AND DEFINITION

Concepts and definitions used are in line with the manual of Recommendations for Industrial Statistics 2008, United Nations Statistics Division. The definition of manufacturing used in this survey is consistent with Malaysia Standard Industrial Classification (MSIC) 2008 Ver. 1.0.

Manufacturing is defined as the physical or chemical transformation of materials or components into new products, whether the work is performed by power-driven machines or by hand, whether it is done in a factory or in the worker's home, and whether the products are sold at wholesale or retail.





7. SAMPLING DESIGN

Sampling design of the survey is a one-stage stratified random sampling. The establishment is classified as sampling unit while a few categories of stratum was identified.

Each stratum has been set up to three substrata to ensure the distributed sample takes into account the economic characteristics of the stratum. The main substratum is heterogeneous and was fully covered. Whereas, other substratum that are homogeneous were sampled.

Main substratum include large establishments which have a significant total revenue in the respective industry while for the second and third substratum are based on small and medium enterprise (SME) categories.

8. SAMPLE SIZE

The main statistics used to estimate the sample size is the sales value. The formula used in the estimation of the sample size for a stratum is as follows:

$$n = \frac{(\sum N_i S_i)^2}{V + \sum N_i S_i^2}$$

where;

n = Sample size

N_i = Population size for stratum i

S_i^2 = Variance for stratum i

V = Desired variance

$$V = RSE^2 \cdot \left(\frac{\hat{Y}_i}{Z} \right)^2$$

where;

\hat{Y}_i = Estimated sales value for stratum

RSE = Relative standard error

Z = Value of confidence level

Sample is distributed to substratum of the industry using Neyman Allocation method as follows:

$$n_{hi} = \left(\frac{N_h S_h}{\sum N_h S_h} \right) n_i'$$

$h = 2, 3 \text{ and } 4$

$i = 1, 2, \dots k$





where;

n_{hi} = Sample size for substratum h of stratum i

N_h = Population size for substratum h

S_h = Standard deviation for substratum h

n_i = Sample size for stratum i

h = Substratum

i = Stratum

Establishments of the main substratum were fully covered while establishments of the second and third substratum were randomly selected using systematic random sampling.

9. WEIGHTED

Weighted analysis is done using sampling weight to ensure that the selected sample can reflect population survey. The weights required are the sampling design and non response weights.

The sampling design weight for the establishment at substratum h is as follows:

$$W_h = \frac{N_h}{n_h}, \quad h = 1, \dots, 4$$

where,

N_h = Total population of substratum h ; and

n_h = Total sample of substratum h





Non response weight at substratum h as below:

$$NRW_h = \frac{1}{\frac{n'_h}{n_h}}, \quad h = 1, \dots, 4$$

where,

n'_h = Number of response in sample size for substratum h

n_h = Number of sample size for substratum h

The method of calculating the sampling design weight after the survey (adjusted weight) on substratum h as below:

$$W'_h = W_h \times NRW_h, \quad h = 1, \dots, 4$$

where,

W_h = Sampling design weight at substratum h

NRW_h = Non response weight at substratum h

10. REPORTING UNIT

The reporting unit used in the survey was the **establishment**. An establishment is defined as "an economic unit engaged in one activity, under a single legal entity and operating in a single physical location". Each establishment was assigned an industry classification based on its principal activity. In the case of a multi-activity entity, units engaged in separate activities in the same location constituted distinct establishments. Thus, each branch of a multi-branch organisation at a different location was conceptually treated as a different establishment. The establishment was requested to give separate returns for each activity in terms of value. However, if in practice, the accounts were centrally kept such that it was not possible to obtain separate data for each individual unit or branch. The entity or enterprise was treated as a single reporting unit and allowed to submit a consolidated questionnaire covering all the units or branches.





11. VALUE OF SALES

The reported sales value refers to the sales value of their own products. This relates to sales of goods made on the reporting month, whether the products were produced/manufactured by the establishment during the month or in the other months previously. The sales value was net selling price (ex-factory) value relating to the quantity sold. The valuation price charged to customers were excluding:

- a. discounts or rebates;
- b. Charges for carriage outwards;
- c. commissions to selling agents;
- d. all other charges such as excise duties paid, sales tax collected by the factory on behalf of the government; and
- e. Installation, repairs and construction charges.

12. NUMBER OF PAID EMPLOYEES

Number of paid employees cover as follows:

- a. Paid employees (full-time) - Refers to those who work for at least 6 hours a day and 20 days a month; and
- b. Paid employees (part-time) - Refers to all paid workers who work for less than 6 hours a day and/or less than 20 days a month.

13. SALARIES & WAGES PAID

Salaries & wages paid refers to all cash payments, including bonuses, commissions, overtime wages, cost of living allowances and other allowances made to all employees during the reference month. The employees' contribution to Employees' Provident Fund (EPF) and Social Security Organisation (SOCSO) is included but the employer's contribution is excluded. Allowances to working proprietors, working partners and unpaid family workers and severance and termination pay are not included.

14. CONFIDENTIALITY REQUIRED

The survey is conducted under the provisions of the Statistics Act 1965 (Revised-1989). The Act stipulates that the contents of individual returns are CONFIDENTIAL. In conformity with the stipulations of this Act, only aggregated figures are published.





15. REVISIONS

Revisions will be made to the published figures based on the latest data available.

16. ROUNDING

The sum of the component figures may not tally with the sub-total or total figures due to rounding.

17. SYMBOLS AND ABBREVIATIONS

The following symbols have been used throughout the publication:-

n.e.c.: not elsewhere classified

RM : Malaysian Ringgit

18. SEASONAL ADJUSTMENT

Time-series data are very useful for economists, policy & decision makers and time-series analysts to identify the important features of economic series such as direction, turning point and consistency between other economic indicators. Sometimes this feature is difficult to observe because of seasonal movements. Thus, if the seasonal effect can be removed, the behaviour of the series would be better viewed. The estimation and removal of the seasonal effects is called seasonal adjustment.

Seasonal adjustment is a process to identify and to remove the regular within-a-year seasonal pattern, which may also include the influences of moving holidays and working/trading days effect in each period. The ultimate objective of the process is to highlight the underlying trends and short-term movements in the series.

In Malaysia, most of the time series data are affected by seasonal effects. Hence, to eliminate the seasonal effect as well as to seasonally adjust the Malaysian economic time series data, a standard seasonal adjustment package, X-12 ARIMA was used by Department of Statistics, Malaysia. Malaysian economic time series data also often affected by major religious festivals such as Eid-ul Fitr for Muslims, Chinese New Year to the Chinese and the Indian Deepavali. These festivals' dates are fixed according to the lunar year but vary according to the Gregorian calendar. Therefore, to estimate and remove moving holiday effect from time-series data, a procedure was developed, namely Seasonal Adjustment for Malaysia (SEAM).

