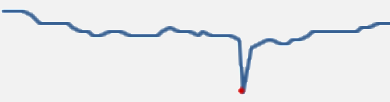



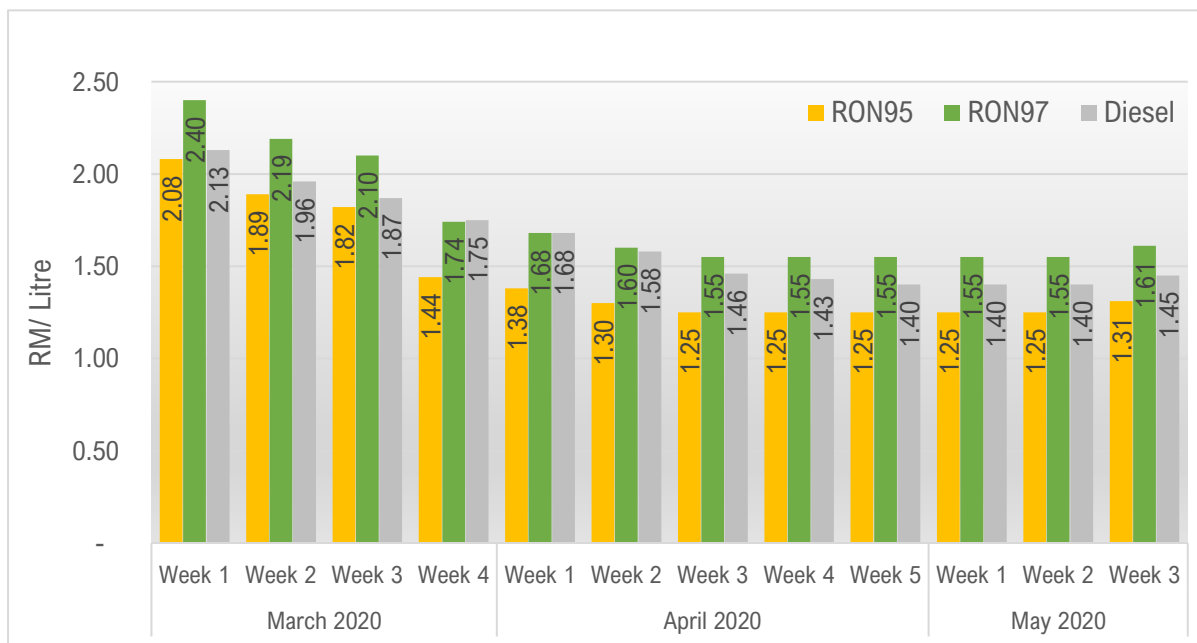


Charts of Selected Key Macro Statistics

Selected Commodity Prices as at 21 May 2020

	Unit	Price as at 21 May 2020	Daily Change	Trend (March to 21 May 2020)
Petroleum Price (WTI)	USD/ Barrel	33.86	↑ 0.37	
Petroleum Price (Brent)	USD/ Barrel	35.95	↑ 0.20	
Oil Palm	RM/ Tonne	2,194.50	↑ 12.50	
Rubber	Cents/ Kg	479.00	↑ 1.00	

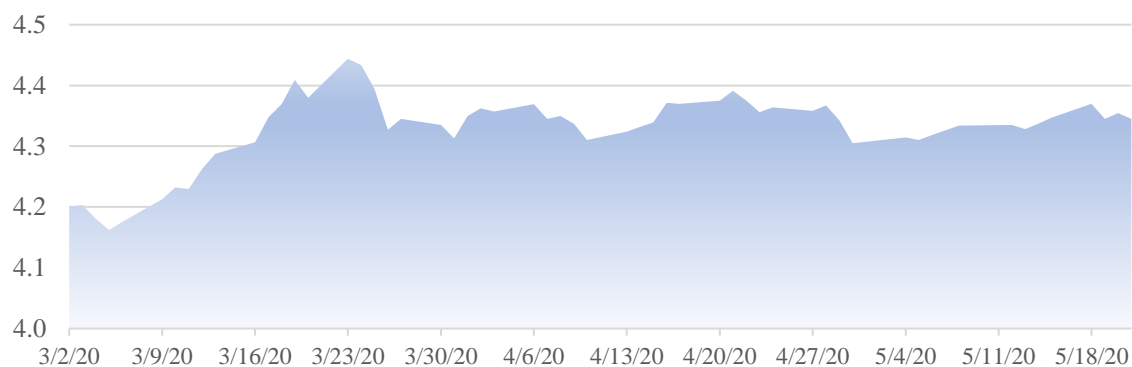
Weekly Petrol Price



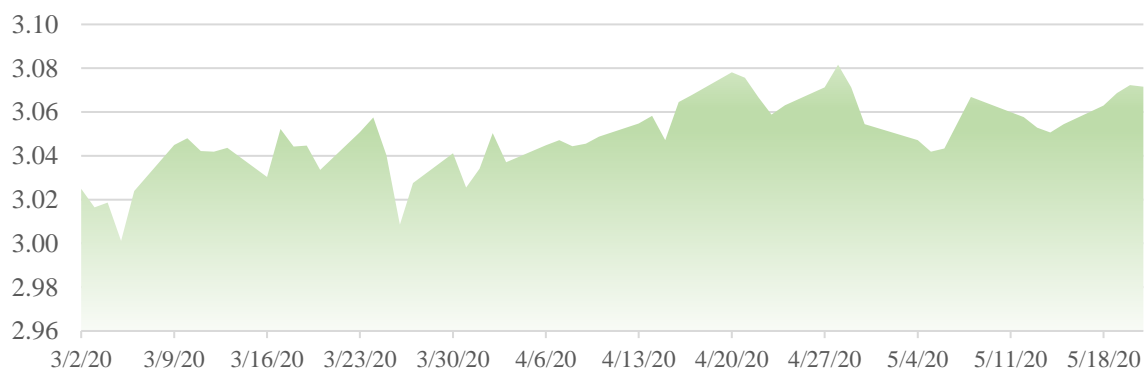
Ringgit - Daily Selected Foreign Exchange Rates

Currency	Rate as at 21 May 2020	Daily Change	
USD	4.3450	↑	-0.0095
SGD	3.0715	↑	-0.0008
EUR	4.7678	↓	0.0029

MYR against USD
(March to 21 May 2020)



MYR against SGD
(March to 21 May 2020)





Charts of Selected Key Macro Statistics

MYR against EUR
(March to 21 May 2020)

