

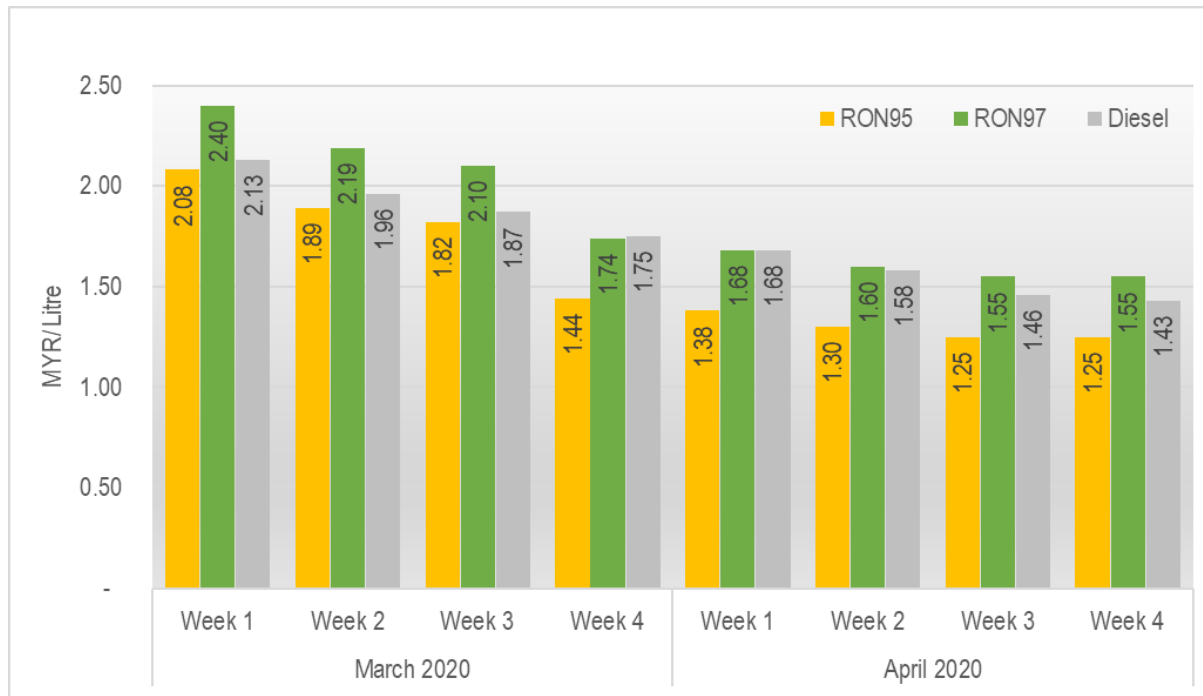


Selected Commodity Prices as at 23 April 2020

	Unit	Price as at 23 April 2020	Daily Change	Trend (March to 23 April 2020)
Petroleum Price (WTI)	USD/ Barrel	16.66	↑ 2.88	
Petroleum Price (Brent)	USD/ Barrel	21.58	↑ 1.21	
Oil Palm	MYR/ Tonne	2,138.50	↑ 7.50	
Rubber	Cents/ Kg	473.00	↑ 1.00	

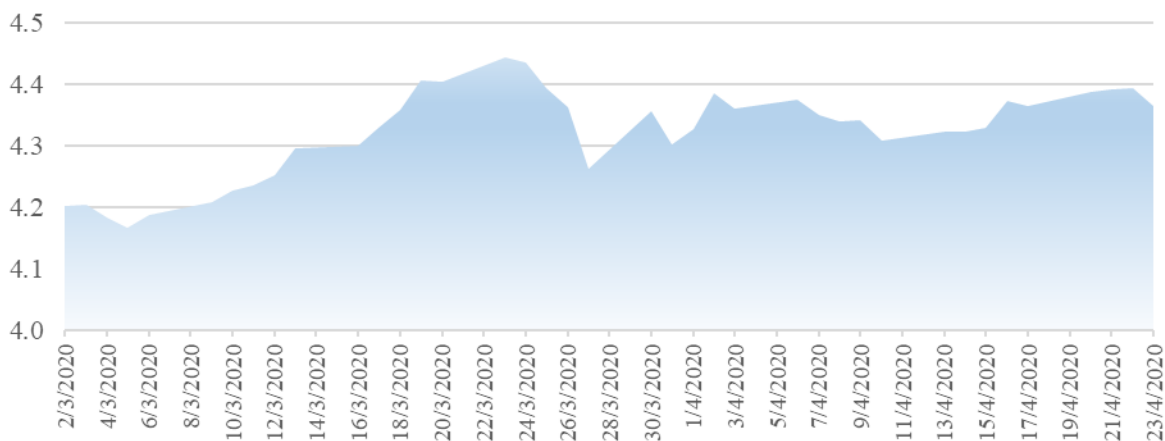
Weekly Petrol Price



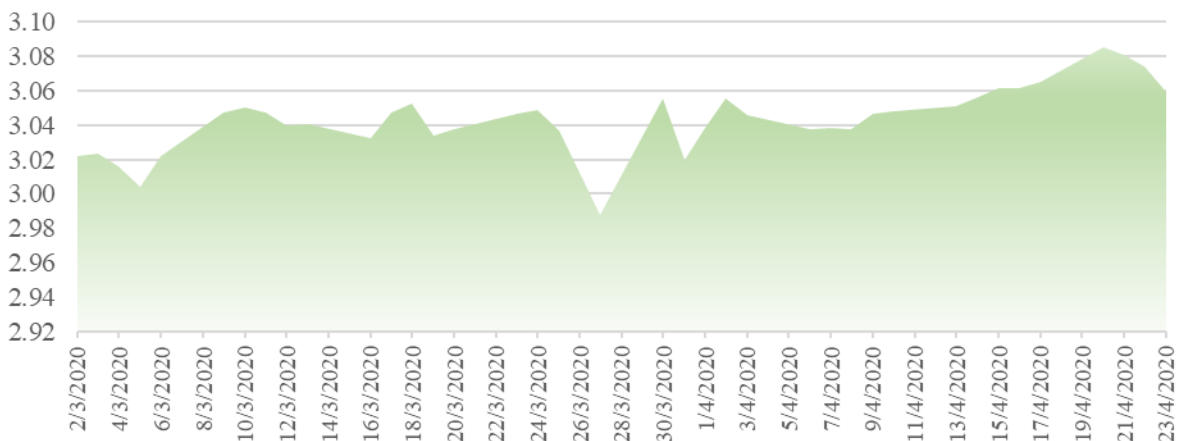
Ringgit - Daily Selected Foreign Exchange Rates

Currency	Rate as at 23 April 2020	Daily Change	
USD	4.3650	↑	(0.0300)
SGD	3.0592	↑	(0.0148)
EUR	4.7181	↑	(0.0507)

MYR against USD
(March to 23 April 2020)



MYR against SGD
(March to 23 April 2020)





Charts of Selected Key Macro Statistics

MYR against EUR
(March to 23 April 2020)

