



MINISTRY OF ECONOMY
DEPARTMENT OF STATISTICS MALAYSIA

SOCIAL STATISTICS BULLETIN MALAYSIA 2018

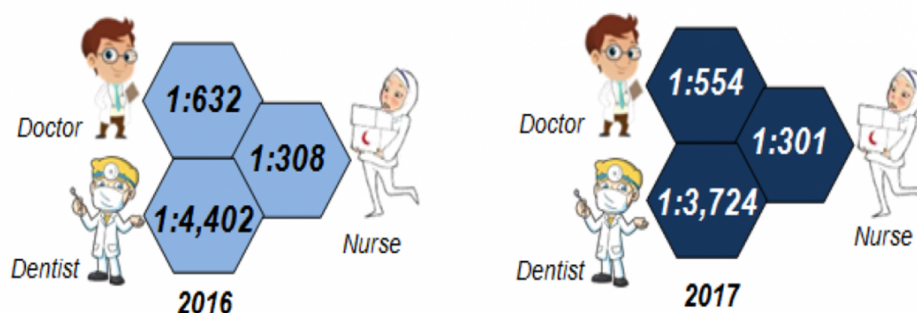
INTRODUCTION

Social Statistics Bulletin, Malaysia, 2018 highlights selected social statistics which are basic indicators to measure the quality of life and well-being of the population at the national and state levels. The main areas covered are population, housing, health, education, employment, welfare services, public safety and communication & recreation. Selected social statistics in health, education, welfare services and communication & recreation presented as follows:

HEALTH

Medical personnel to population ratio

Exhibit 1: Medical personnel to population ratio, Malaysia, 2016 dan 2017



Source: Ministry of Health, Malaysia

Communicable diseases

The incidence rate of communicable disease for Dengue fever, Hand, foot and mouth disease, Tuberculosis and Food poisoning in 2017 decreased as compared to 2016. Dengue fever remained as the highest communicable disease in 2017 which accounted for 83,443 followed by Hand, foot and mouth disease (29,359), Tuberculosis (26,168) and Food poisoning (13,686).

Table 1: Top four communicable diseases and incidence rate, Malaysia, 2016 and 2017

Communicable disease	Number		Rate	
	2016	2017	2016	2017
Dengue Fever	100,722	83,443	318.13	257.60
Hand, Foot and Mouth Disease	47,008	29,359	148.47	90.64
Tuberculosis	25,739	26,168	81.30	80.78
Food poisoning	17,480	13,686	55.21	42.25

Incidence rate per 100,000 populations

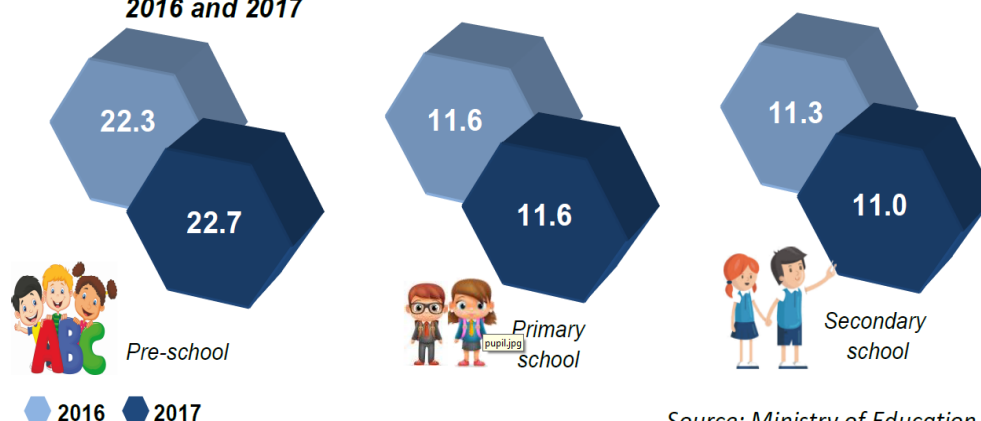
Source: Ministry of Health, Malaysia

EDUCATION

Pupil teacher ratio

In 2017, the pupil teacher ratio in government and government-aided for pre-school rose to 22.7 as against 22.3 (2016). On the other hand, the pupil teacher ratio for primary school remained at 11.6 while secondary schools recorded a decline from 11.3 to 11.0 during the same period.

Exhibit 2: Pupil teacher ratio in government & government-aided school, Malaysia, 2016 and 2017



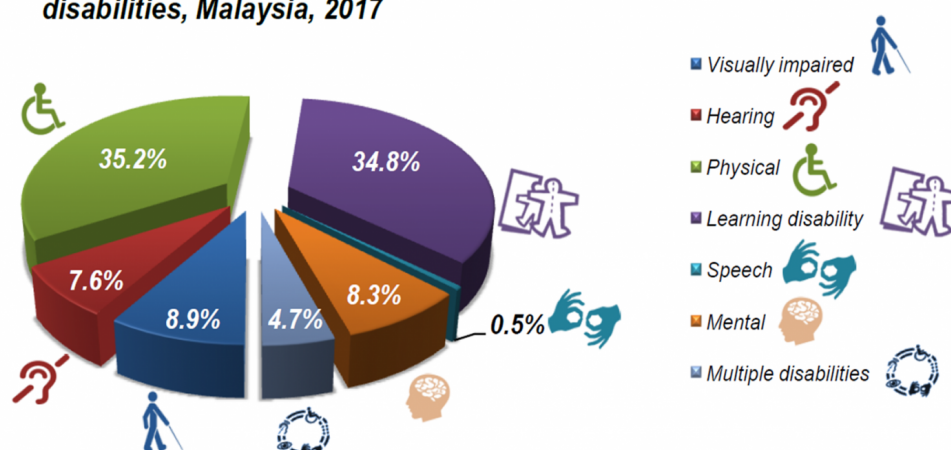
Source: Ministry of Education, Malaysia

WELFARE SERVICES

Registration of Persons With Disabilities (PWD)

The registered Person with Disabilities (PWD) at the Department of Social Welfare, Malaysia in 2017 were 453,258 persons. PWD in physical category recorded the highest number which was 35.2 per cent, followed by Learning disability category (34.8%) and Visually impaired category (8.9%). Speech category recorded the lowest registration of 0.5 per cent.

Chart 1: Percentage of registration of Persons With Disabilities (PWD) by category of disabilities, Malaysia, 2017



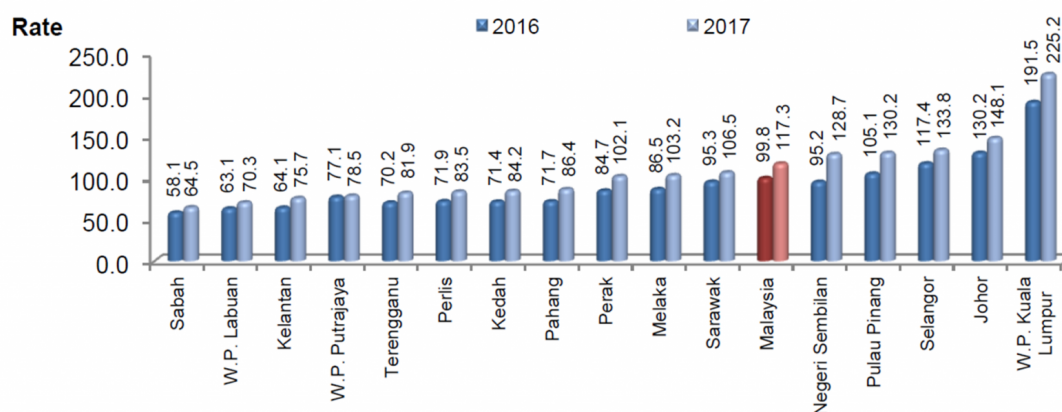
Source: Department of Social Welfare, Malaysia

COMMUNICATION AND RECREATION

Broadband penetration rate

The national broadband penetration rate for Malaysia increased to 117.3 per 100 inhabitants in 2017 as compared to 99.8 per 100 inhabitants (2016). Five states recorded penetration rates exceeded the national level in 2017 namely W.P. Kuala Lumpur (225.2), Johor (148.1), Selangor (133.8), Pulau Pinang (130.2) and Negeri Sembilan (128.7). Meanwhile, Sabah recorded the lowest broadband penetration rate of 64.5 per 100 inhabitants.

Chart 2: Broadband penetration rate per 100 inhabitants by state, Malaysia, 2016 and 2017



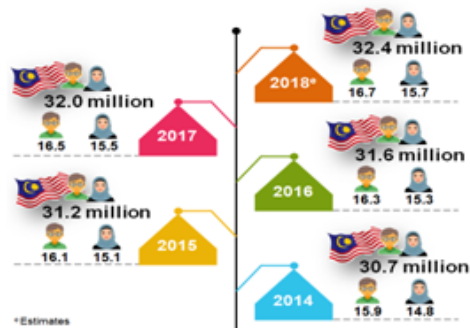
Source: Malaysian Communications and Multimedia Commission



SOCIAL STATISTICS

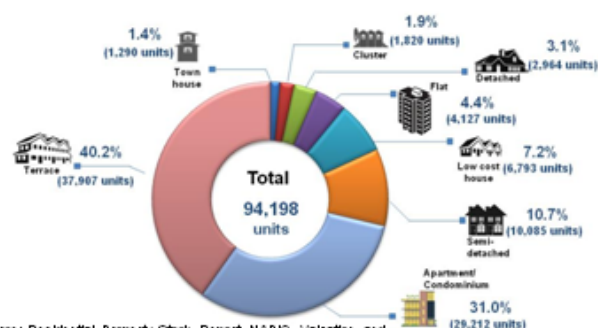
POPULATION

Malaysia population by sex, 2014–2018



HOUSING

Completion of residential units by type of residential, Malaysia, 2017^a



Source: Residential Property Stock Report, NAPIC, Valuation and Property Services Department, Ministry of Finance, Malaysia

HEALTH


Medical personnel and ratio to population, Malaysia, 2017



Source: Ministry of Health, Malaysia

EDUCATION

Pupil teacher ratio in government & government-aided school, Malaysia, 2016 and 2017



Source: Ministry of Education, Malaysia

EMPLOYMENT

Principal statistics of labour force, Malaysia, 2017



WELFARE SERVICES

Registration of Persons With Disabilities (PWD), Malaysia, 2017



Source: Department of Social Welfare, Malaysia

PUBLIC SAFETY

Road accidents, injuries and deaths, Malaysia, 2017



Source: Royal Malaysia Police

COMMUNICATION & RECREATION

Motor vehicles registered and road length, Malaysia, 2017



Source: Road Transport Department, Malaysia
Public Works Department, Malaysia

Released By:

DATO' SRI DR. MOHD UZIR MAHIDIN
CHIEF STATISTICIAN MALAYSIA
DEPARTMENT OF STATISTICS, MALAYSIA

 **DrUzir_Mahidin**   **Dr_Uzir**

#myHariBulan# #myBulan# #myTahun#

Contact person:

Ho Mei Kei
Public Relation Officer
Strategic Communication and International Division
Department of Statistics, Malaysia

Tel : +603-8885 7942

Fax : +603-8888 9248

Email : mkho[at]dosm.gov.my

Contact person:

Baharudin Mohamad
Public Relation Officer
Strategic Communication and International Division
Department of Statistics Malaysia

Tel : +603-8090 4681

Fax : +603-8888 9248

Email : baharudin[at]dosm.gov.my

Copyright ©2025 Department of Statistics Malaysia Official Portal. All Rights Reserved.