



MINISTRY OF ECONOMY  
DEPARTMENT OF STATISTICS MALAYSIA

---

## SELECTED AGRICULTURAL INDICATORS, MALAYSIA, 2018

---

Selected Agricultural Indicators, Malaysia, 2019 comprises of statistics on economic performance, employment, domestic production and external trade for the agriculture sector. These statistics are presented in three main agriculture sub-sectors namely crops, livestock and fisheries.

The agriculture sector contributed 7.3 per cent (RM99.5 billion) to the Gross Domestic Product (GDP) in 2018. Oil palm was the major contributor to the GDP of agriculture sector in 2018 at 37.9 per cent followed by other agriculture (25.1%), livestock (14.9%), fishing (12.5%), forestry & logging (6.9%) and rubber (2.8%).

Exports of agriculture sector in 2018 amounted to RM114,451 million as compared to RM126,492 million in 2017, decreased by 9.5 per cent. Total imports was valued at RM93,313 million as compared to 2017 at RM95,222 million with a decline of 2.0 per cent. The trade balance of this sector showed a decrease of 32.4 per cent from RM31,269 million in 2017 to RM21,138 million in 2018.

The production of paddy rose 2.7 per cent from 2,570.5 thousand tonnes to 2,639.9 thousand tonnes in 2018. Meanwhile, the production of main commodity crops namely natural rubber and fresh fruit bunches (oil palm), declined 18.5 and 3.3 per cent respectively as compared to the previous year.

The number of ducks increased 7.8 per cent to 10.0 million in 2018 followed by chicken (6.4%) and goat (3.6%). Meanwhile, the number of both sheep and swine decreased by 0.5 and 0.4 per cent respectively.

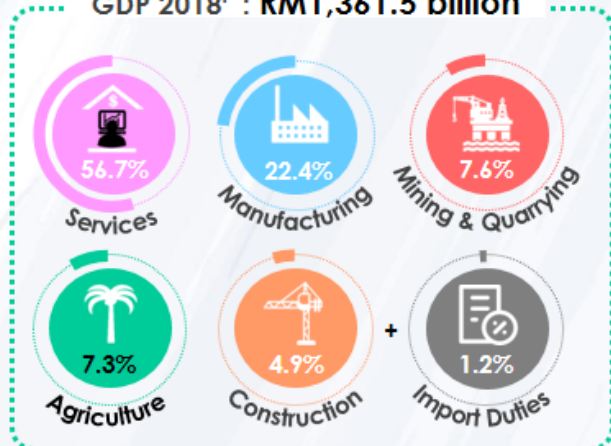
Total marine fish landings in 2018 was 1,476.9 thousand tonnes, rose by 0.8 per cent against 1,465.1 thousand tonnes in 2017. Production of freshwater aquaculture also showed an increase of 3.1 per cent. However, the production of brackishwater aquaculture has decreased by 10.3 per cent to 290.9 thousand tonnes.

Employed persons in the agriculture sector recorded 1,570.3 thousand persons in 2018 and this sector was dominated by males at 77.7 per cent (1,220.6 thousand persons). Out of the total, the number of non-citizen employed persons was 492.4 thousand persons.



## GDP 2018 – PERCENTAGE SHARE BY KIND OF ECONOMIC ACTIVITY (CONSTANT 2015 PRICES)

GDP 2018<sup>P</sup> : RM1,361.5 billion




Source: Annual Gross Domestic Product 2015-2018

### Agriculture (%)




## EXTERNAL TRADE IN AGRICULTURE SECTOR



Source: Ministry of Agriculture and Agro-based Industry

## PRODUCTION OF SELECTED CROPS




Source: Department of Agriculture Malaysia, Malaysian Palm Oil Board, Malaysian Cocoa Board, Malaysian Pepper Board and National Kenaf and Tobacco Board


p = preliminary e = estimates r = revised



## LIVESTOCK



## MARINE FISH LANDING AND PRODUCTION OF AQUACULTURE



## EMPLOYED PERSONS IN THE AGRICULTURE SECTOR



**Released By:**

**DATO' SRI DR. MOHD UZIR MAHIDIN**  
**CHIEF STATISTICIAN MALAYSIA**  
**DEPARTMENT OF STATISTICS, MALAYSIA**

 **DrUzir\_Mahidin**   **Dr\_Uzir**

**#myHariBulan# #myBulan# #myTahun#**

**Contact person:**

Rohaida binti Mohamad  
Public Relation Officer  
Strategic Communication and International Division  
Department of Statistics, Malaysia  
Tel : +603-8885 7942  
Fax : +603-8888 9248  
Email : rohaida.mohamad[at]dosm.gov.my

**Contact person:**

Baharudin Mohamad  
Public Relation Officer  
Strategic Communication and International Division  
Department of Statistics Malaysia  
Tel : +603-8090 4681  
Fax : +603-8888 9248  
Email : baharudin[at]dosm.gov.my

**Copyright ©2025 Department of Statistics Malaysia Official Portal. All Rights Reserved.**