



MINISTRY OF ECONOMY
DEPARTMENT OF STATISTICS MALAYSIA

ECONOMIC CENSUS 2016 - LIVESTOCK

Value added of agriculture sector recorded an annual growth rate of 5.9 per cent compared to 2010

In 2015, number of establishments operating in the agriculture sector was 11,628 establishments with an annual growth of 5.7 per cent. Gross output in 2015 was RM73,853.6 million, an increase of 6.7 per cent per year compared to RM53,452.1 million in 2010 while value added for this sector was RM41,473.4 million.

Agriculture sector provides job opportunities to 444,531 people, recorded an annual growth of 2.6 percent within five years with salaries & wages paid amounting RM7,904.3 million. This sector recorded the highest increase in the average monthly salaries of 7.3 per cent to RM1,504 in 2015.

Women-owned establishment in the agricultural sector was 1,541 establishments with an annual growth rate of 21.6 per cent as compared to 2010. Gross output contribution was RM5,228.6 million, 7.1 per cent of the total gross output of the agricultural sector with value added of RM2,824.6 million.

Livestock sub-sector

In 2015, number of establishments involved in the livestock sub-sector was 1,604 establishments. Gross output value was RM13,312.1 million or 18.0 per cent from total gross output of the agriculture sector with value added of RM3,410.3 million. This sub-sector also provides job opportunities to 34,805 people with salaries & wages paid amounting RM726.2 million.

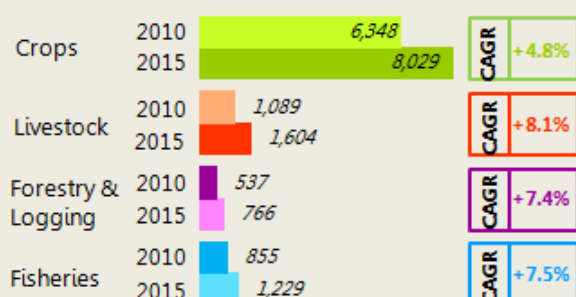
The women-owned establishment recorded in 2015 was 148 establishments with an annual growth rate of 17.5 per cent. Gross output contribution was RM567.0 million or 4.3 per cent from total gross output of the livestock sub-sector

Chicken farming industry was a major industry in the livestock sub-sector with involvement of 662 establishments. Contribution of gross output in 2015 was RM9,058.0 million, an increase of 18.6 per cent per year from RM3,854.2 million in 2010. Meanwhile, value added of this industry was RM2,135.3 million.



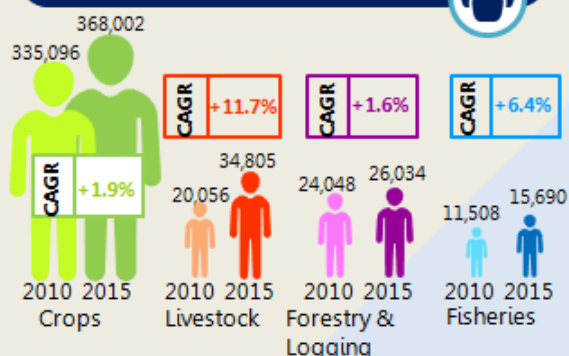
MAIN FINDINGS OF AGRICULTURE SECTOR

Number of establishment



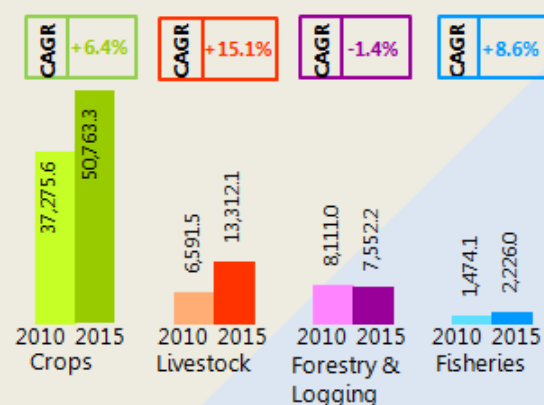
Total
 2010: 8,829
 2015: 11,628
CAGR +5.7%

Number of persons engaged



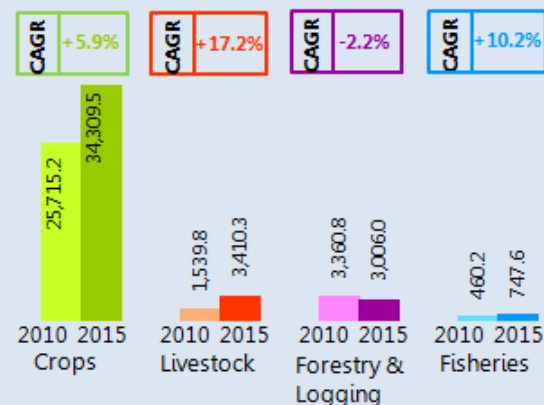
Total
 2010: 390,708
 2015: 444,531
CAGR +2.6%

Gross output (RM million)



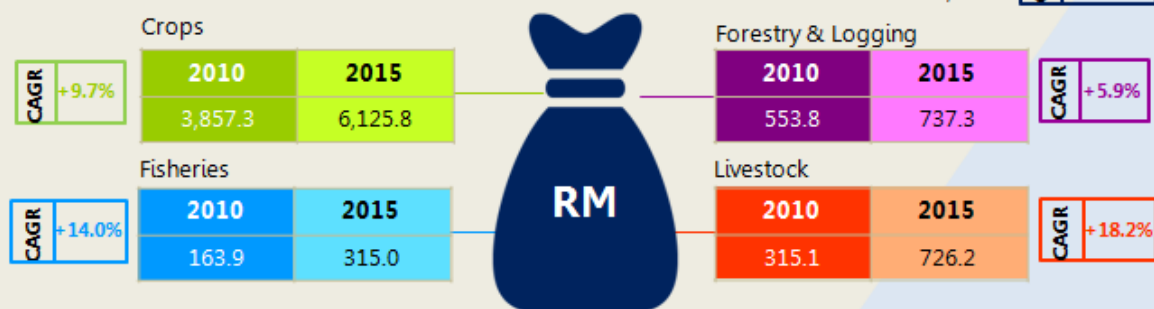
Total
 2010: RM53,452.1
 2015: RM73,853.6
CAGR +6.7%

Value added (RM million)

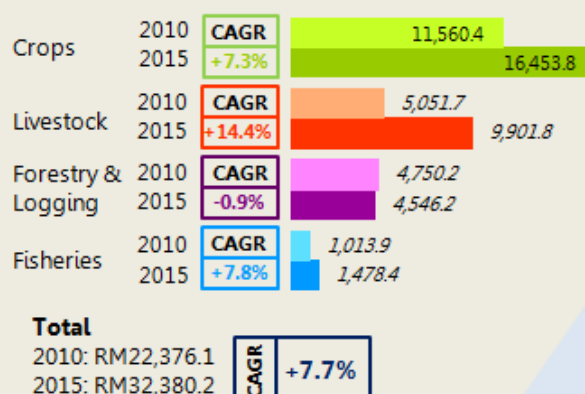


Total
 2010: RM31,075.9
 2015: RM41,473.4
CAGR +5.9%


Salaries & wages (RM million)



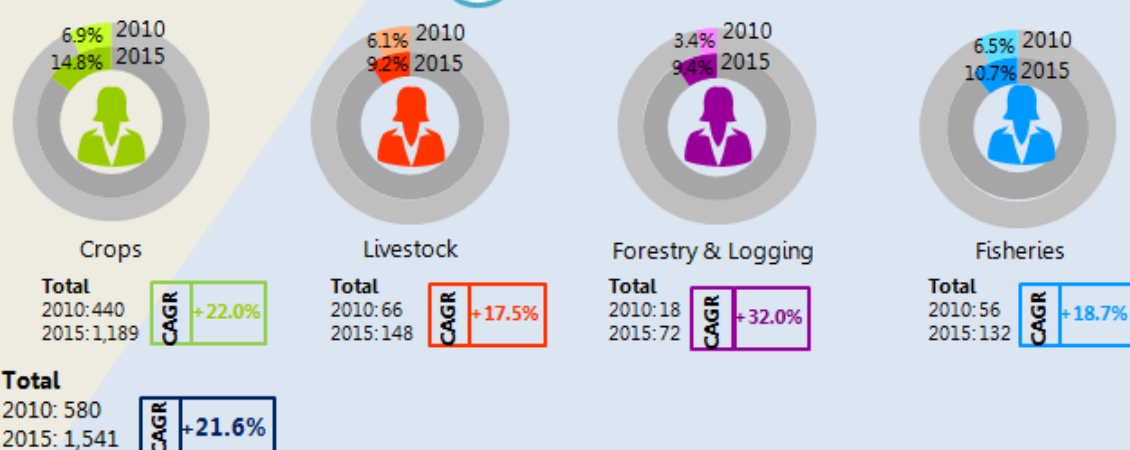
Intermediate input (RM million)



Fixed assets (RM million)



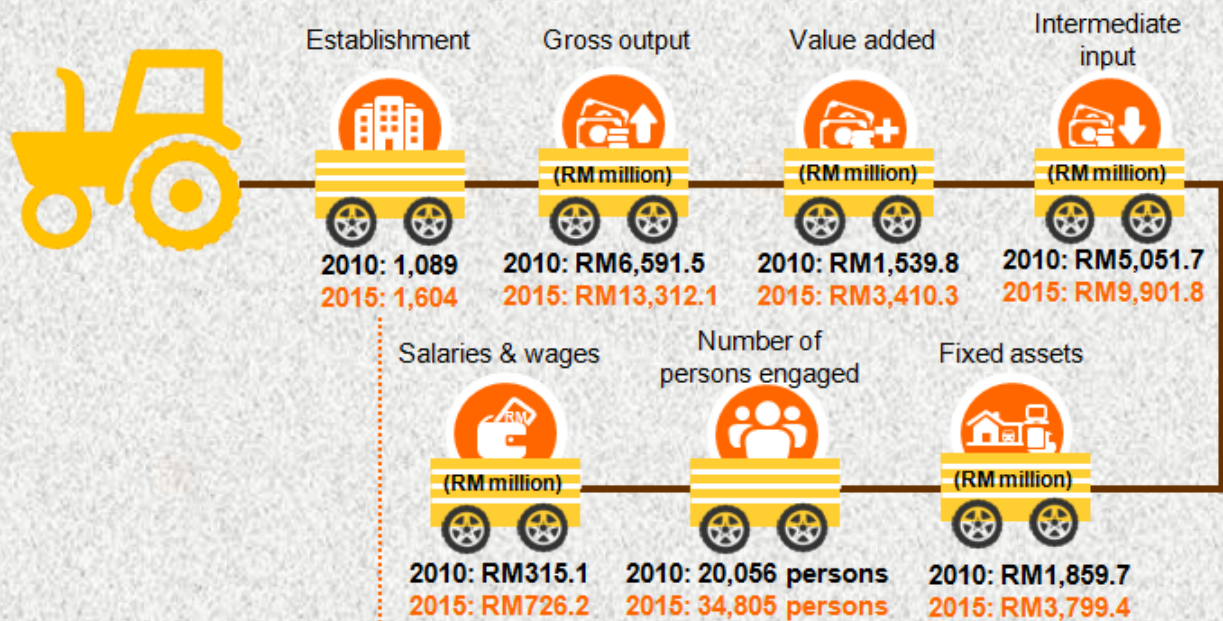
Women-owned establishment



ECONOMIC CENSUS 2016

LIVESTOCK SUB-SECTOR

Value added of livestock sub-sector recorded an annual growth rate of 17.2 per cent compared to 2010



Women-owned establishment, 2015



Gross output	RM567.0 million
Intermediate input	RM392.2 million
Value added	RM174.8 million
Number of persons engaged	1,843 persons
Salaries & wages	RM34.5 million
Fixed assets	RM125.6 million

Highest contributor, 2015

662 establishments

Gross output

RM9,058 million


Chicken farming industry

 **19,673** persons



RELEASED BY:

**THE OFFICE OF CHIEF STATISTICIAN MALAYSIA
DEPARTMENT OF STATISTICS, MALAYSIA**

#myHariBulan# #myBulan# #myTahun#

Contact person:

Ho Mei Kei
Public Relation Officer
Corporate and User Services Division
Department of Statistics, Malaysia
Tel : +603-8885 7942
Fax : +603-8888 9248
Email : mkho[at]stats.gov.my

Contact person:

Baharudin Mohamad
Public Relation Officer
Strategic Communication and International Division
Department of Statistics Malaysia
Tel : +603-8090 4681
Fax : +603-8888 9248
Email : baharudin[at]dosm.gov.my

Copyright ©2025 Department of Statistics Malaysia Official Portal. All Rights Reserved.